



Table of Contents



AUBURN 2011 CHICK-FIL-A BOWL MEDIA GUIDE

Table of Contents, Quick Facts.....1
 Media Information2
Noting the Tigers.....4-18
 Noting the Tigers.....4-8
 Auburn-Virginia Series History9
 Honors and Awards10
 Career and Single-Season Record Updates11-14
2011 Tigers.....15-58
 Numerical/Alphabetical Roster.....16-17
 Depth Chart18
 Bios19-58
Coaching Staff59-76
 Gene Chizik60-62
 Assistant Coaches63-70
 Support Staff71-74
 Auburn Administration75-76
2011 Season in Review.....77-96
 2011 Game Reviews78-83
 2011 Final Statistics.....84-86
 2011 Scoring Summaries87
 2011 Team Game-By-Game Statistics/Starting Lineups.....88
 2011 Individual Game-By-Game Statistics89-90
 2011 Player Participation.....91
 2011 Superlatives.....92
 2011 Plays of 20+ Yards.....93
 Last Time94-96
The Southeastern Conference.....97-100
 2011 SEC Final Standings98
 2011 SEC Team Statistics.....99
 2011 SEC Individual Statistics100
Auburn Bowl History101-128
 Auburn Bowl History.....102-103
 Auburn Bowl Records104-106
 Auburn Individual Bowl Statistics107-110
 Auburn Bowl Recaps111-128



2011 QUICK FACTS

General Information

Location Auburn, Ala.
Founded1856
Enrollment25,469
PresidentDr. Jay Gogue
Athletic DirectorJay Jacobs
Faculty RepresentativeDr. Mary Boudreaux
NicknameTigers
Colors.....Burnt Orange and Navy Blue (PMS 158 and 289)
StadiumJordan-Hare Stadium (87,451)
Playing SurfaceNatural Grass
ConferenceSoutheastern (Western Division)
First Year of Football1892
All-Time Record710-405-47 (.631)

Football Staff

Head Coach/Defensive Coordinator/Linebackers*Gene Chizik
Tight Ends/Special TeamsJay Boulware
Offensive LineJeff Grimes
CornerbacksPhillip Lolley
Running Backs/Recruiting CoordinatorCurtis Luper
Offensive Coordinator/QuarterbacksGus Malzahn
Defensive LineMike Pelton
Assistant Head Coach/Wide ReceiversTrooper Taylor
SafetiesTommy Thigpen

*Chizik will serve as defensive coordinator/linebackers coach for bowl only

2011 RESULTS

7-5 Overall • 6-1 Home • 1-4 Away • 4-4 SEC

Sept. 3	UTAH STATE [ESPN2]	W, 42-38
Sept. 10	#16/17 MISSISSIPPI ST. [SECN]	W, 41-34
Sept. 17	at Clemson [ABC]	L, 24-38
Sept. 24	FLORIDA ATLANTIC [FSS]	W, 30-16
Oct. 1	at #10/9 South Carolina [CBS]	W, 16-13
Oct. 8	at #10/12 Arkansas [ESPN]	L, 14-38
Oct. 15	FLORIDA [ESPN]	W, 17-6
Oct. 22	at #1/2 LSU [CBS].....	L, 10-45
Oct. 29	OLE MISS [ESPNU].....	W, 41-23
Nov. 12	at #14/18 Georgia [CBS]	L, 7-45
Nov. 19	SAMFORD [HC] [PPV].....	W, 35-16
Nov. 26	#2/2 ALABAMA [CBS]	L, 14-42
Dec. 31	vs. Virginia [ESPN]	6:30 p.m. CT

AUBURN 2011 CHICK-FIL-A BOWL MEDIA GUIDE

Credits

The 2011 Auburn Bowl Guide is published by the Auburn Media Relations Office, a division of the Auburn Athletic Department.

The guide was edited and produced by Bob Grant, Matt Crouch, Taylor Bryan and Kirk Sampson.

Photography was provided by Todd Van Emst and John Reed.

Cover artwork was provided by Tyler Trout.

The guide was printed by Craftmaster Printers, Auburn, Ala.

Auburn University is an equal opportunity educational institution/employer.



Media Information



Kirk Sampson



Chuck Gallina



Bob Grant



Taylor Bryan



Matt Crouch



Todd Van Emst



Steve Sain



Kathy Harker

Auburn Media Relations

Email

- Kirk Sampson, Asst. AD/Media Relationssampska@auburn.edu
Cell phone - (334) 750-1385
- Chuck Gallina, Sports Information Directorgallica@auburn.edu
Cell phone - (334) 750-1386
- Bob Grant, Assistant Directorgrantrs@auburn.edu
Cell phone - (334) 740-0934
- Taylor Bryan, Assistantjtb0028@auburn.edu
- Matt Crouch, Associate Directormcrouch@auburn.edu
Cell phone - (334) 740-4109
- Todd Van Emst, Staff Photographervanemjt@auburn.edu
Cell phone - (334) 740-1380
- Steve Sain, Video Contactsainste@auburn.edu
Cell phone - (334) 750-1388
- Kathy Harker, Administrative Assistantharkeka@auburn.edu

BOWL MEDIA INFORMATION

(All times Eastern)
(All Auburn practices are closed)

Auburn Media Relations at the Chick-fil-A Bowl

Kirk Sampson, Bob Grant and Taylor Bryan will arrive in Atlanta on Dec. 25. They will stay at the team hotel, the Hilton Atlanta Downtown. The phone number is (404) 659-2000.

Auburn Team Headquarters

Hilton Atlanta Downtown
255 Courtland Street NE
Atlanta, Ga. 30303
(404) 659-2000

Media Headquarters

Atlanta Marriott Marquis
265 Peachtree Center Avenue
Atlanta, Ga. 30303
(404) 521-0000

Wednesday, Dec. 28

Press Conference • Georgia Dome

SEC: 11:30 a.m. - 12 p.m.
ACC: 12:30 - 1 p.m.
Head coach and two players from each team

Thursday, Dec. 29

Press Conference • Georgia Dome

SEC: 12:15 p.m. - 12:45 p.m.
ACC: 1 - 1:30 p.m.
Offensive and defensive coordinators and two players from each team

Friday, Dec. 30

Head Coaches Press Conference • Georgia Dome

Time: 11 a.m. - 12 p.m.

Saturday, Dec. 31

Media Will Call Opens

Time: 3 p.m.
Location: Georgia Dome/Gate E

Chick-fil-A Bowl - 7:30 p.m.

AUBURN IMG SPORTS NETWORK

The Auburn IMG Sports Network is the exclusive producer and marketer of Auburn sports programming and offers radio and television broadcasts, gameday publications, and Internet services to Auburn fans worldwide.

The network is responsible for all marketing and advertising opportunities associated with Auburn athletics. Such projects include radio and television broadcasts, coaches' television shows and pay-per view and cable telecasts for various sports. Additionally, the network is responsible

for a myriad of signage, event marketing and promotional opportunities.

Auburn's award-winning gameday programs are published by the network, in concert with the Athletics Department. The official web site for Auburn sports, www.auburntigers.com, is coordinated by the Network in conjunction with CBS College Sports.

For more information on the multimedia rights held by Auburn IMG Sports Network or for advertising opportunities, call (334) 826-2929, or visit www.auburntigers.com.



Rod Bramblett
Play-by-Play



Stan White
Color Analyst



Quentin Riggins
Sideline
Reporter



Paul Ellen
Studio Host




Andy Burcham
Lockerroom
Host



Mike Hubbard
President



Jon Cole
Assistant
VP/GM



NOTING THE TIGERS



Bowl Notes



CHICK-FIL-A BOWL

Auburn (7-5, 4-4 SEC)
VS.
Virginia (8-4, 5-3 ACC)

Saturday, Dec. 31, 2011 • 6:30 p.m. CT
Georgia Dome (73,000)
Atlanta, Ga.

Quick Facts

COACHES

Gene Chizik (Florida, 1985)
Auburn Record.....29-10 (3rd year)
vs. Virginia.....First meeting
Overall Record34-29 (5th year)
vs. VirginiaFirst meeting

Mike London (Richmond, 1983)
Virginia Record..... 12-12 (2nd year)
vs. AuburnFirst meeting
Overall Record36-17 (4th year)
vs. AuburnFirst meeting

SERIES HISTORY

Series tied, 1-1
at AuburnUVA leads, 1-0
at CharlottesvilleAU leads, 1-0
Last MeetingUVA 19, AU 0

RANKINGS

AuburnRV AP /NR USA Today/RV Harris/#25 BCS
Virginia.....RV AP/RV USA Today/RV Harris/NR BCS

TELEVISION - ESPN/ESPN3D

Play-by-play.....Brad Nessler
AnalystTodd Blackledge
Sidelines.....Holly Rowe

RADIO

The Auburn IMG Sports Network provides radio coverage to more than 50 stations that cover the Southeast. Rod Bramblett (play-by-play), Stan White (color), Quentin Riggins (sideline), Paul Ellen (studio & SEC Report), Andy Burcham (locker room).

SATELLITE RADIO84 Sirius XM
IN AUBURNWKKR-FM (97.7)

ESPN Radio

Play-by-play.....Dave Neal
AnalystDavid Diaz-Infante
SidelinesCara Capuano

INTERNET

Live audio & stats.....www.auburntigers.com
Facebook.....AUathletics
TwitterFootballAU

AUBURN-VIRGINIA SERIES

Auburn and Virginia are meeting for the third time and the first time since 1998.

Series notes:

- ▶ The meeting is the first in a bowl game after the teams played a home-and-home series in 1997-98.
- ▶ Each of the two previous meetings were season openers with the visiting team winning each game.
- ▶ Auburn won the 1997 opener in Charlottesville 28-17. Auburn QB Dameyune Craig had a pair of touchdown passes and one TD run in the game.
- ▶ Virginia returned the favor in 1998, claiming a 19-0 win in Auburn.

AUBURN'S BOWL HISTORY

This season's bowl appearance marks the 37th time that the Tigers have played in a bowl game, which is the 16th-most of any school. Auburn has a 21-13-2 (.611) record in its previous 36 bowl games, and has played in a bowl game in 23 of the last 30 years.

Since the 1974 Gator Bowl, Auburn is 16-6-1 (.717) in bowl games, winning four consecutive from 1974-84 ('74 Gator, '82 Tangerine, '84 Sugar, '84 Liberty) and three straight from 2003-05 ('03 Capital One, '03 Music City, '05 Sugar).

BOWL WIN STREAK

Auburn takes a four-game bowl win streak into its game against Virginia in the Chick-fil-A Bowl.

The streak is tied for the longest in school history. The Tigers also won four straight bowls from 1974-1984. Auburn defeated Texas in the 1974 Gator Bowl, 27-3. The Tigers did not play in a bowl again until 1982, beating Boston College, 33-26, in the Tangerine Bowl.

Auburn followed that with a 9-7 win over Michigan in the 1984 Sugar Bowl and a 21-15 win over Arkansas in the 1984 Liberty Bowl.

Auburn's current streak began by defeating Nebraska, 17-14, in the 2007 AT&T Cotton Bowl Classic, Clemson, 23-20 in overtime, in the 2007 Chick-fil-A Bowl, and Northwestern, 38-35 in overtime, in the 2010 Outback Bowl and Oregon, 22-19, in the 2011 BCS National Championship Game.

AUBURN-VIRGINIA TIES

Auburn offensive line coach Jeff Grimes coached at Rice in 1995 along with current UVA o-line coach Scott Wachenheim.

Wachenheim was the Owls' offensive line

coach while Grimes was a offensive and defensive graduate assistant.

Virginia offensive coordinator Bill Lazor served as former Auburn QB Jason Campbell's position coach with the Washington Redskins in 2006-07.

UVA safeties coach and special teams coordinator Anthony Poindexter was a starter at safety for UVA in the 1997 and 1998 meetings against the Tigers.

DOWN TO THE WIRE

Auburn's last three bowl games have all been decided on the game's final play, with the Tigers winning all three.

Last season, Auburn defeated Oregon 22-19 on a game-winning 19-yard field goal as time expired to win the BCS National Championship.

The Tigers claimed a 38-35 overtime win over Northwestern in the 2010 Outback Bowl. With Auburn leading 38-35 in OT, Northwestern lined up for a game-tying field goal on fourth-and-goal from the 5 yard line. Holder Zeke Markshausen took the snap on a fake field goal and ran around right end but was tackled at the 2 yard line by Neiko Thorpe to end the game.

In 2007, freshman Kodi Burns scored on a 7-yard TD run on the game's final play to give Auburn a 23-20 overtime win over Clemson in the Chick-fil-A Bowl.

Additionally, Auburn's last four bowl games have been decided by a field goal. The Tigers defeated Nebraska 17-14 in the 2007 Cotton Bowl.

IN DECEMBER

Auburn is 18-23-2 (.442) all-time in the month of December and has won four straight in the month.

The Tigers defeated South Carolina 56-17 in the 2010 SEC Championship Game on Dec. 4 in the last game played during the month.

Auburn beat Clemson in the 2007 Chick-fil-A Bowl, 23-20, in the Tigers' last bowl game in December.

Auburn's last loss in the month came on Dec. 31, 2001, against North Carolina, 16-10, in the Chick-fil-A Bowl.

CHIZIK IN THIRD YEAR

Gene Chizik is one of just three head coaches to have won a BCS National Championship with less than five years experience as a head coach at the college or NFL level.

After taking Auburn to the BCS title in just his fourth season as a head coach, Chizik joined Bob Stoops (Oklahoma, 2nd year) and Larry

Auburn in the Chick-fil-A Bowl (3-1)

Season	Bowl	Opponent	Score	W-L-T	Date
1990	Peach	Indiana	27-23	W	12/29/90
1997	Peach	Clemson	21-17	W	1/2/98
2001	Peach	North Carolina	10-16	L	12/31/01
2007	Chick-fil-A	Clemson	23-20 [OT]	W	12/31/07



Bowl Notes



Coker (Miami, 1st year) to have accomplished the feat. Stoops led OU to the 2000 BCS Championship, while Coker led Miami to the 2001 title.

In three seasons at Auburn, Chizik has compiled a record of 29-10 and 15-9 in SEC play. Chizik became the first Auburn head coach to take the Tigers to a bowl game in his first season at the helm (2009) and has taken Auburn to a bowl three straight seasons.

Chizik has been a part of three perfect teams in the past seven years, 2010 and 2004 with Auburn and 2005 with Texas.

CHIZIK TOPS IN WINS THROUGH THREE YEARS

Gene Chizik has more wins in his first three years as head coach at Auburn than any previous coach in AU history.

Chizik has gone 29-10 at Auburn going into the Chick-fil-A Bowl which is one more than the previous three-year best of 28 by Terry Bowden from 1993-95. Bowden set an Auburn record by winning his first 20 consecutive games from 1993-94.

Bowden holds the best winning percentage through three years of any Auburn coach at .838, going 28-5-1. Chizik is second with a .744 winning percentage.

CHIZIK IN BOWL GAMES

Gene Chizik is 5-0 as a head coach and defensive coordinator in bowl games.

Chizik is 2-0 in bowls as a head coach, defeating Northwestern 38-25 in the 2010 Outback Bowl and Oregon 22-19 in the 2011 BCS National Championship Game.

As a defensive coordinator, Chizik went 3-0 with Auburn from 2002-04. The Tigers defeated Penn State 13-9 in the 2003 Capital One Bowl, Wisconsin 28-14 in the 2003 Music City Bowl and Virginia Tech 16-13 in the 2005 Sugar Bowl.

Chizik was 1-0 as defensive coordinator at Texas, defeating USC 41-38 in the 2006 Rose Bowl to claim the BCS National Championship.

AUBURN AGAINST THE ACC

Auburn will face an ACC team for the 199th time when it takes the field against Virginia in the Chick-fil-A Bowl.

The Tigers are 118-72-8 (.616) in the previous 198 games. Auburn is 4-2 against teams currently in the ACC in bowl games.

Auburn's bowl wins against ACC teams: 33-26 vs. Boston College in '82 Tangerine Bowl, 21-17 vs. Clemson in 1997 Peach Bowl, 16-13 vs. Virginia Tech in '05 Sugar Bowl and 23-20 vs. Clemons in '07 Chick-fil-A Bowl.

North Carolina defeated the Tigers, 16-10, in the 2001 Peach Bowl. Auburn also lost to Florida State, 13-7, in the '89 Sugar Bowl when FSU was an independent.

FOUR TIGERS AWARDED DEGREES

Chandler Brooks, Eltoro Freeman, Josh Harris and Davis Hooper each earned their

degrees and participated in graduation ceremonies on Dec. 12.

A Huntsville, Ala., native, Brooks earned a degree in Wildlife Sciences. Brooks was awarded a scholarship prior to the 2011 season and was the kicker who helped convert a crucial on-side kick in the final minutes against Utah State as the Tigers rallied for a 42-38 win.

Freeman, a native of Alexander City, Ala., earned a degree in Exercise Science. Freeman has appeared in 32 games, starting 17, since 2009. Freeman has 118 career tackles, 15.5 TFL's and 5.0 sacks.

A Carrollton, Ga., native, Harris was awarded a degree in Public Administration. Harris was awarded a scholarship prior to the 2010 season and has been AU's long snapper on all field goals, PAT's and punts since 2009. Additionally, Harris' grandfather was a freshman on Auburn's 1957 national championship team.

Hooper, a native of Montgomery, Ala., earned a scholarship prior to the 2011 season but suffered a season-ending injury before the season began. Hooper has appeared in seven games since 2009.

TIGERS PUT SIX ON COACHES' ALL-SEC TEAM

Auburn had six players voted to the Coaches' All-SEC team, including three players voted to the first team.

Running Back Michael Dyer, defensive end Corey Lemonier and punter Steven Clark were each voted to the first team.

Tight end Philip Lutzenkirchen, offensive tackle Brandon Mosley and RB Onterio McCalebb earned second team honors. McCalebb was voted to the All-Purpose position on the second team.

It is the first time Clark, Lutzenkirchen, Mosley and McCalebb have earned Coaches' All-SEC honors.

Dyer and Lemonier were each voted to the Coaches' All-Freshman Team last season.

AP ALL-SEC TIGERS

Auburn placed three players on the Associated Press All-SEC team.

Running back Michael Dyer was the lone first-team selection, while tight end Philip Lutzenkirchen and defensive end Corey Lemonier each earned second-team honors.

It marks the first time each of the players have earned AP All-SEC honors.

CLARK EARNS FIRST-TEAM ALL-SEC

Steven Clark became the sixth Auburn player to earn First-Team All-SEC as a punter when he was selected to the Coaches' team this season.

A finalist for the Ray Guy Award, Clark is the first AU punter to earn first team honors since Kody Bliss in 2005.

This season, Clark leads the SEC and is second in the FBS with 32 punts pinned inside the 20-yard line. Clark also has eight punts inside the 10-yard line.

Clark helped the Tigers hold opponents to

STATISTICAL COMPARISON

AUBURN VS. VIRGINIA 2011 PER GAME STATISTICS

	AU	UVA
Points	24.2	23.2
Total Offense	328.2	396.8
First Downs	17.1	20.6
Rushing Yards	174.8	165.3
Passing Yards	153.4	231.5
Time of Possession	27:41	30:58
3rd Down Pct.	36%	39%
Points Allowed	29.3	22.2
Yards Allowed	405.8	343.2
Rushing Yards Allowed	194.8	128.3
Passing Yards Allowed	211.0	214.8

STATISTICAL LEADERS

2011 STATISTICS

RUSHING YARDS

AUBURN	UVA
Michael Dyer1242	Perry Jones883
O. McCalebb.....532	Kevin Parks661
Kiehl Frazier.....272	C. Richardson333

PASSING YARDS

AUBURN	UVA
Clint Moseley.....794	Michael Rocco2359

RECEPTIONS

AUBURN	UVA
Emory Blake30	Kris Burd60
O. McCalebb30	Perry Jones41
P. Lutzenkirchen24	Tim Smith33

POINTS SCORED

AUBURN	UVA
Cody Parkey69	Robert Randolph74
Michael Dyer60	Kevin Parks54
P. Lutzenkirchen.....42	Perry Jones48
O. McCalebb.....36	Tim Smith20

TACKLES

AUBURN	UVA
Daren Bates.....96	Steve Greer103
Neiko Thorpe94	LaRoy Reynolds81
De. McNeal.....70	Matt Conrath64

INTERCEPTIONS

AUBURN	UVA
Neiko Thorpe3	Rodney McLeod4
De. McNeal.....2	Chase Minnifield3
T'Sharvan Bell2	D. Nicholson2

SACKS

AUBURN	UVA
Corey Lemonier9.5	Cam Johnson4.0
Eltoro Freeman3.0	Three tied with2.0



Bowl Notes



AUBURN IN 2011 BY THE NUMBERS

CATEGORY	2011
Record	7-5
SEC	4-4
West	2-3
East	2-1
Non-Conference	3-1
Home	6-1
Away	1-4
Neutral	0-0
Day	4-4
Night (6 p.m. or later)	3-1
TV Games	6-5
ABC	0-1
CBS	1-3
ESPN	1-1
ESPN2	1-0
ESPNU	1-0
ESPN3D	0-0
FSN	1-0
SEC Network	1-0
Scoring First	5-2
Opponent Scoring First	2-3
Leading at Half	5-0
Trailing at Half	1-4
Tied at Half	1-1
Leading after Third	5-0
Trailing after Third	2-5
Tied after Third	0-0
Overtime Games	0-0
Scoring fewer than 20 pts.	2-4
Scoring 20+ points	5-1
Scoring 30+ points	5-0
Allowing fewer than 20 pts.	4-0
Allowing 20+ points	1-4
Allowing 30+ points	2-5
Rushing for less than 100 yds.	1-3
Rushing for 100+ yds.	6-2
Rushing for 200+ yds.	4-2
Passing for 200+ yds.	1-1
Passing for 300+ yds.	0-0
Totaling less than 300 yds.	1-3
300+ yds. of total offense	6-2
400+ yds. of total offense	2-1
Allowing less than 100 yds. rushing	1-0
Allowing less than 300 yds. total off.	2-0
Allowing 300+ yds. total offense	5-5
Having 100-yd. rusher	4-2
Opp. have 100-yd. rusher	3-2
No turnovers	2-0
Fewer than 3 turnovers	4-3
3 or more turnovers	1-2
No takeaways	1-1
Fewer than 3 takeaways	3-4
3 or more takeaways	3-0
More than 30:00 of possession	2-1
Less than 30:00 of possession	5-4

less than 1 yard per punt return, 0.9, the second-best average in the SEC. Opponents returned just 10 punts.

The Kansas City, Mo., native, led the SEC and was second in the FBS with 32 punts inside the 20-yard line with 32 this season.

Clark joins Bliss, Damon Duvall (2000-01), Terry Daniel (1993-94), Brain Shulman (1987-88) and Lewis Colbert (1985) as Auburn punters to earn All-SEC First Team honors.

DISMUKES EARNS FRESHMAN HONORS

Center Reese Dismukes was named to the SEC Coaches' All-Freshman team after he started every game for the Tigers in 2011.

A native of Spanish Fort, Ala., Dismukes is the first true freshman to start at center for Auburn since Ryan Pugh in 2007.

This season, Dismukes helped the Tigers rush for 2,097 yards and average 174.8 yard per game, fourth-best in the SEC.

Dismukes is the only AU offensive player to start every game at the same position this season and one of two offensive players (OT Brandon Mosley) to start every game.

MCCALEBB FINDS THE END ZONE

Junior Onterio McCalebb has scored a touchdown rushing, receiving and via kickoff return this season, making him the first Auburn player to do since Brad Lester in 2005.

McCalebb is second on the team with four rushing touchdowns and has one receiving TD (vs. Florida Atlantic) this season. McCalebb returned a kickoff 83 yards for a TD against Alabama, his first career kickoff return for score.

McCalebb earned Coaches' All-SEC Second Team honors this season as an all-purpose player.

In 2005, Lester was second on the team with five rushing touchdowns, had one receiving score (vs. Western Kentucky) and returned a kickoff 93 yards for a TD against Ball State.

BATES LEADS D

Junior linebacker Daren Bates became the first Auburn player to register double-digit tackles in three straight games since linebacker Dontarrius Thomas in 2001.

Bates has 34 tackles in the last three games, registering 12 tackles against Georgia and Samford each, tying his career high originally set against Utah State in the season opener.

The Memphis, Tenn., native then totaled a game-high 10 tackles against Alabama.

In 2001, Thomas totaled 46 tackles in a three-game span, totaling 12 vs. Ole Miss, 19 tackles at Syracuse and 15 tackles at Vanderbilt.

Thomas led the Tigers with 122 tackles in 2001.

Bates leads Auburn with 96 tackles this season.

AU SPECIAL TEAMS AMONG SEC'S BEST

Auburn special teams rank in the top three in the SEC in punting, kickoff returns and kickoff coverage.

The Tigers lead the SEC with 1,264 KO return yards and a 24.3 yards per return average and are tied for first with two return touchdowns.

Auburn's kickoff coverage has been just as strong, holding opponents to a league-low 546 return yards this season. Cody Parkey has put 34 touchbacks, second-most in the SEC and third-most in the FBS.

The Tigers are third in the SEC in punting, averaging 39.0 ypp, but have had just 10 punts returned, fewest in the SEC. Opponents have averaged less than one yard, 0.9, per return.

AU HAS SECOND TOUGHEST SCHEDULE

Based on 2011 opponent's cumulative record, Auburn has the second toughest schedule in the FBS. Auburn opponents have a combined record of 71-43 for a .623 winning percentage. LSU has the toughest schedule in the nation with an opponents' record of 78-44 (.639).

All five of Auburn's losses this season have come against teams currently ranked in the top 16 of the BCS standings (No. 1 LSU, No. 2 Arkansas, No. 6 Arkansas, No. 15 Clemson, No. 16 Georgia). Four of those losses came on the road (at Clemson, at Arkansas, at LSU and at Georgia).

AUBURN IN DOMES

Auburn is 7-6-1 (.536) all-time in domed stadiums. The Tigers are 4-3 all-time in the Georgia Dome and have won three straight.

Auburn defeated South Carolina 56-17 in the 2010 SEC Championship Game, Clemson 23-20 in the 2007 Chick-fil-A Bowl and Tennessee 38-28 in the 2004 SEC Championship Game.

The Tigers' last loss in the Georgia Dome was a 16-10 setback to North Carolina in the 2001 Chick-fil-A Bowl.

FINAL GAME FOR SENIORS

Auburn's 15 seniors will play in their final game when the Tigers take the field against Virginia in the Chick-fil-A Bowl.

The 2011 seniors have posted a 34-17 overall record and a 24-6 record at Jordan-Hare Stadium since 2008.

The seniors also helped lead Auburn to the 2010 BCS National Championship and the SEC Championship.

The seniors have taken Auburn to bowl games for three consecutive seasons.

The 15 seniors include: Chandler Brooks, Sam Brown, Quindarius Carr, Drew Cole, Jake Drum, Jared Cooper, Eltoro Freeman, A.J. Greene, Josh Harris, Davis Hooper, Chris Humphries, Bobby Ingalls, Brandon Mosley, Neiko Thorpe and Jay Wisner.

WHITEHEAD SIXTH FRESHMAN TO START

Jermaine Whitehead became Auburn's sixth true freshman to start a game when he lined up at corner back against Alabama.

Whitehead followed linebacker Justin Garrett who was AU's fifth true freshman to start when he started vs. Samford.

Garrett joins DT Gabe Wright, C Reese



Bowl Notes



Dismukes, WR Quan Bray and TE Brandon Fulse as the only true freshmen to start for the Tigers this season. Dismukes has started every game at center, while Bray started against Florida. Fulse has started against Florida Atlantic and South Carolina. Wright has started against Ole Miss, Georgia and Samford.

NO SOPHOMORE SLUMP

Sophomore DE Corey Lemonier has followed up his strong freshman campaign in 2010 with a more productive 2011 season.

Lemonier was named to the Coaches' All-SEC First Team and AP All-SEC Second Team this season after finishing second in the league/T-12th in FBS in sacks, with 9.5, and tied for fifth in the SEC/T-48th in FB in tackles-for-loss, with 13.5.

Lemonier earned Coaches' All-Freshman honors last season after totaling 17 tackles, 5.0 TFL's and 2.0 sacks.

MASON STRONG IN RETURNS

Freshman Tre Mason is fifth on the single-season kickoff yardage list and is 21 yards shy of tying the AU freshman record for KO return yards.

Mason has 633 KO return yards this season and trails James Brooks for fourth place. Brooks totaled 654 KO return yards in 1977, which is also the freshman record for KO return yardage.

Tristan Davis holds the second and third spots on the list. Davis totaled 756 yards in 2006 and 657 yards in 2008.

Demond Washington holds the AU single-season record with 1,117 yards in 2010.

LUTZ PULLS EVEN WITH TILLMAN

After a 32-yard touchdown catch vs. Samford, tight end Philip Lutzenkirchen moved into a tie for seventh place in the Auburn career receiving touchdowns list.

Lutzenkirchen now has 14 career receiving TD's and is tied with former WR Lawyer Tillman (1985-88).

Lutzenkirchen leads the Tigers with seven scoring catches this season and is one TD catch shy of moving into a tie for fifth place in the AU career list.

Frank Sanders (1991-94) and Byron Franklin (1977-80) are tied for fifth with 15 career touchdown catches each.

ON THIS DATE

The Tigers are 4-3 all-time in games played on Dec. 31. Games on Dec. 31:

1954	Baylor	W, 33-13
1955	Vanderbilt	L, 13-25
1969	Houston	L, 7-36
1996	Army	W, 32-29
2001	North Carolina	L, 10-16
2003	Wisconsin	W, 28-14
2007	Clemson [OT]	W, 23-20

BLAKE, LUTZ IGNITE TIGERS

Auburn is a combined 20-3 when either WR Emory Blake or TE Philip Lutzenkirchen has a touchdown reception.

The Tigers are 11-1 when Blake has a TD catch and 9-2 when Lutzenkirchen has a TD catch. Auburn is 6-0 when both players have TD reception in the same game.

Auburn's only loss when Blake has a TD reception came this season against Clemson. The Tigers' only losses when Lutzenkirchen scores came against LSU in 2009 and Georgia in 2011.

BLAKE CLIMBS THE LIST

Wide receiver Emory Blake is 20th on the Auburn career receiving yardage list with 1,125 yards.

Blake needs 1 yard to tie Tim Christian (1966-68) for 19th place and 42 yards to tie Clifton Robinson (1997-2000) for 18th place with 1,167 yards.

Blake moved into 20th place after totaling 101 yards receiving against Georgia. It was the second time this season Blake had crossed the century mark after totaling a career-best 108 yards against Mississippi State.

MCCALEBB LEADS SEC RB'S

Junior Onterio McCalebb is first among SEC running backs with 30 receptions.

McCalebb is T-18th in the SEC in catches for all players.

McCalebb has caught at least one pass in 15 straight games dating back to Nov. 26 vs. Alabama in 2010.

McCalebb totaled 13 catches in his first two seasons, grabbing six in 2009 and seven in 2010.

For his career, McCalebb is eighth in AU history for receiving yards by a RB with 435. McCalebb needs 8 yards to tie Mickey Zofko (1970) for seventh place with 443.

McCalebb is tied for sixth with Carnell Williams (2001-04) in career receptions for a running back with 43. McCalebb needs three receptions to tie Harold Morrow (1994-95) for fifth place with 46.

INT = WIN

Since 2009, the Tigers are 20-1 and have won 17 consecutive games when intercepting a pass.

Auburn has intercepted a pass in six of its seven wins this season. Those six came against Mississippi State, Florida Atlantic, South Carolina, Florida, Ole Miss and Samford.

The only game Auburn has lost since '09 when registering an INT was in 2009 against Arkansas.

YOUTH IN ABUNDANCE

Auburn has 79 scholarship players on its 2011 roster with 51 (65 percent) coming from underclassmen.

The Tigers have 24 true freshmen, 11 redshirt freshmen, 16 sophomores, 15 juniors and 13 seniors on scholarship. Five of the 13 seniors were walk-ons who were awarded scholarships prior to the start of the 2011 season.

Auburn has played a total of 26 freshmen this season. The Tigers have played 16 true freshmen and 10 redshirt freshmen. The most recent fresh-

TIGERS PERFECT TWICE SINCE 2004

Auburn is the only Southeastern Conference team to record two perfect seasons since 2004, going 13-0 in '04 and 14-0 in 2010. Since the 2004 season, Auburn has won 43 of its 64 SEC games and 45 of its 67 games against SEC schools, including the 2004 (vs. Tennessee) and 2010 (vs. South Carolina) SEC Championship games. SEC record since 2004:

	W-L	Pct.
LSU	47-17	.734
Auburn	43-21	.672
Florida	43-21	.672
Alabama	43-21	.672
Georgia	42-22	.656
Arkansas	33-31	.516
South Carolina	33-31	.516
Tennessee	32-32	.500
Mississippi State	19-45	.297
Kentucky	19-45	.297
Ole Miss	16-48	.250
Vanderbilt	14-50	.219

AU IN OT

Auburn OT Record: 6-5

Home: 4-3

Road: 0-2

Neutral: 2-0

Date	Opponent	Result
11/16/96	GEORGIA (4OT)	L, 56-49
9/25/99	OLE MISS	L, 24-27
11/11/00	GEORGIA	W, 29-26
10/20/01	LA TECH	W, 48-41
9/28/02	SRACUSE (3OT)	W, 37-34
10/19/02	at Florida	L, 30-23
10/22/05	at LSU	L, 20-17
9/8/07	SOUTH FLORIDA	L, 26-23
12/31/07	vs. Clemson*	W, 23-20
1/1/10	vs. Northwestern^	W, 38-35
9/18/10	CLEMSON	W, 27-24

All games 1 OT unless noted

Home Games All Caps

* Chick-fil-A Bowl

^ Outback Bowl

AU OT Records:

First OT Game in SEC History: Auburn vs. Georgia, 1996

Most OT Periods: 4, vs. Georgia, 1996

Most OT Points Scored: 21 vs. Georgia, 1996

Most Rushing Yards: 40, Carnell Williams vs. Syracuse, 2002

Most Passing Yards: 45, Dameyune Craig vs. Georgia, 1996

Most Receiving Yards: 23, Karsten Bailey vs. Georgia, 1996



Bowl Notes



CAREER STATS IN BOWL GAMES

PASSING

Player	Comp-Att-Int	TD	Yds
None			

RUSHING

Player	No	Yds	Avg./C	TD
Michael Dyer	22	143	6.5	0
Onterio McCalebb	12	65	5.4	0

RECEIVING

Player	No	Yds	Avg./C	TD
Emory Blake	5	57	11.4	1
Quindarius Carr	1	46	46.0	1
Philip Lutzenkirchen	2	48	24.0	0
Onterio McCalebb	2	10	5.0	0

DEFENSIVE

Player	UA+A	Tot	Misc.
Neiko Thorpe	14+2 =	16	1 INT, 1 PBU
Daren Bates	7+1 =	8	1 PBU
T'Sharvan Bell	5+0 =	5	2 INTs, 1.0 TFL
Nosa Eguae	4+0 =	4	1.0 TFL
Chris Humphries	3+0 =	3	
Corey Lemonier	2+1 =	3	1.0 TFL
Eltoro Freeman	2+0 =	2	
Drew Cole	1+0 =	1	
Demetruce McNeal	1+0 =	1	
Ikeem Means	0+1 =	1	
Jamar Travis	1+0 =	1	
Ryan White	1+0 =	1	

man to see the field was true freshman walk-on WR Garrett Harper who played special teams vs. South Carolina.

True freshmen who have played this season: Eriq Florence, Kiehl Frazier, Tre Mason, Quan Bray, Robenson Therezie, C.J. Uzomah, Jaylon Denson, Gabe Wright, Devaunte Sigler, Angelo Blackson, Reese Dismukes, Brandon Fulse, Justin Garrett, Jonathan Rose and Jermaine Whitehead.

Redshirt Freshmen who have played: Justin Delaine, Tunde Fariyike, Eric Mack, Jonathon Mincy, LaDarius Owens, LaDarius Phillips, Trovon Reed, Chad Slade, Jawara White and Trent Fisher.

TIGERS TOUGH IN NAILBITERS

Auburn's 16-13 win over South Carolina kept the Tigers perfect under Gene Chizik in games decided by four points or less. Auburn is now 9-0 in those games.

The Tigers defeated Utah State 42-38 in the only other game decided by four points or less this season.

Auburn went 5-0 last season in games decided by four points or less, and 2-0 in 2009.

Since 2000, Auburn is 26-8 (.765) in those games.

4TH QUARTER RALLIES

Auburn's 16-13 win over No. 10/9 South Carolina was the fifth comeback when trailing at the start of the fourth quarter in the Chizik era and the second this season.

Auburn began the fourth quarter vs. the Gamecocks down 13-9 before scoring the winning touchdown with 1:38 left in the game.

The Tigers rallied from a 31-28 deficit in the final stanza to defeat Utah State 42-38 in the 2011 season opener.

Last season, Auburn defeated Alabama 28-27 after beginning the fourth quarter down 27-21, and beat South Carolina 35-27 after opening the fourth quarter trailing 27-21.

In 2009, the Tigers rallied from a 30-27 deficit vs. West Virginia at the start of the fourth quarter to win 41-30.

TIGERS HOLD LEADS

Auburn is 21-2 and has won its last 15 straight when leading at the half under Gene Chizik.

Auburn is 5-0 this season when leading at halftime.

The Tigers went 9-0 in 2010 when leading at halftime and 7-2 in 2009. Auburn's only losses came against Kentucky (led 14-7, lost 21-14 at home) and Georgia (led 14-7, lost 31-24 at UGA).

HALFTIME RALLIES

Five times in the Chizik era the Tigers have rallied to win after trailing at halftime. The 2011 Tigers rallied from a 21-14 halftime deficit against Utah State in the season opener for a 42-38 victory.

The 2010 Tigers pulled the trifecta, overcoming deficits to Clemson, South Carolina (reg. season) and Alabama. Chizik's first team (2009) had

one halftime rally to beat West Virginia.

Auburn has had a pair of "walk-off" wins under Chizik, both coming last year. The Tigers defeated Oregon in the BCS National Championship Game and Kentucky on the road on field goals as time expired.

Auburn halftime rallies under Chizik:

Date	Opponent/Halftime	Final
9/3/11	Utah State/Trailed 21-14	W, 42-38
11/26/10	at Alabama/Trailed 24-0	W, 28-27
9/25/10	South Carolina/Trailed 20-14	W, 35-27
9/18/10	Clemson/Trailed 17-3	W, 27-24 OT
9/19/09	West Virginia/Trailed 21-20	W, 41-30

TIGERS SECOND IN FRESHMEN PLAYED

Auburn played 13 true freshmen in its season-opening win against Utah State, which was the second-most of any FBS team. Only the Texas Longhorns played more true freshmen in a season-opener, putting 18 on the field against Rice.

Auburn's true freshmen that played vs. Utah State: Reese Dismukes, Eriq Florence, Tre Mason, Jermaine Whitehead, Quan Bray, Justin Garrett, Robenson Therezie, C.J. Uzomah, Gabe Wright, Devaunte Sigler, Angelo Blackson, Kiehl Frazier and Brandon Fulse.

30+ POINTS EQUALS VICTORY

Auburn has won 73 consecutive games when scoring 30 or more points. The last time the Tigers lost when registering at least 30 points was a 56-49, four overtime loss to Georgia in 1996. In its history, Auburn is now 290-4 all-time when scoring at least 30 points.

WHEN SCORING 20+ POINTS

Since 2001, Auburn is 97-12 (.890) when scoring 20 or more points in a game. Dating back to the start of the 1993 season, Auburn is 140-19-1 (.878) when scoring 20 or more points in a game.

RECRUITING TOP CLASS

Auburn has brought in consecutive top five recruiting classes. The 2011 class was ranked No. 1 in the nation by Scouts.com and No. 3 nationally by ESPN.com. Auburn's 2010 recruiting class was ranked No. 4 in the nation by both ESPN.com/Scouts, Inc., and Rivals.com and sixth by Scout.com.



Auburn-Virginia Series History



1997 MEETING

AUBURN 28
VIRGINIA 17

September 4, 1997 • ESPN
Scott Stadium (45,300) • Charlottesville, Va.

Dameyune Craig hit Karsten Bailey on scoring passes of 57 and 77 yards and Ryan Taylor returned an interception for a touchdown as Auburn opened the 1997 season with a road non-conference win at Virginia, 28-17.

Craig passed for 247 yards and also ran in a score.

On Auburn's first possession, UVA blocked a Jaret Holmes punt, but Holmes recovered in the end zone for a safety and a 2-0 Virginia lead.

While Auburn's offense misfired on its first three possessions, the Cavaliers lost their best chance to add to their lead when Thomas Jones fumbled a pitch on the Auburn one and Tigers Brad Ware recovered.

Auburn followed with a 10-play, 98-yard drive that was capped by Craig's 17-yard touchdown scramble to give the Tigers a 7-2 halftime lead.

Taylor, a converted safety playing his first game at line-backer, picked off Virginia's Aaron Brooks on the first play of the second half and returned the interception 25 yards for a 14-2 Tigers advantage.

Craig hit Bailey on his two long scores in the second half to put the game away. On both scores, Bailey beat the UVA defender deep.

SCORING SUMMARY			
Auburn	0	7	14
Virginia	2	0	7

UVA - Safety, blocked punt in endzone, 12:36, 1st
 AU - Craig 17 run (Holmes kick), 9:09, 2nd
 AU - R. Taylor 25 interception return (Holmes kick), 14:46, 3rd
 UVA - Wilkins 71 pass from Brooks (Roberts kick), 13:00, 3rd
 AU - Bailey 57 pass from Craig (Holmes kick), 12:27, 3rd
 AU - Bailey 77 pass from Craig (Holmes kick), 13:44, 4th
 UVA - Crowell 10 pass from Brooks (Crowell pass from Brooks), 6:13, 4th

TEAM STATISTICS	AU	UVA
First Downs	11	19
Rushes-Yards	32-77	28-93
Passing Yards	247	305
Comp-Att-Int	12-19-1	25-41-1
Total Offense	51-324	69-398
Punts-Avg.	7-33.7	5-36.6
Fumbles/Lost	1/0	1/1
Penalties-Yards	8-56	6-45
3rd Down Conv.	6-of-14	4-of-14
Time of Possession	29:34	30:26

INDIVIDUAL STATISTICS
RUSHING: (AU) - Cooper 9-32; Beasley 5-18; R. Williams 4-12; Pennington 5-10; Craig 8-5; Robinson 1-0. **(UVA)** - T. Jones 17-70; Kirby 3-12; Brooks 6-9; Southern 2-2.
PASSING: (AU) - Craig 12-19-1-247 (2 TD). **(UVA)** - Brooks 25-41-1-305 (2 TD).
RECEIVING: (AU) - Bailey 4-151 (2 TD); Beasley 2-54; Goodson 2-21 (TD); Cooper 2-11; Poor 1-7; Dillard 1-3. **(UVA)** - Wilkins 7-107 (TD); Crowell 6-102 (TD); Crawford 3-26; T. Jones 3-2; Owen 2-28; Hawkins 1-18; S. Jones 1-15; Kirby 1-7; Southern 1-0.

1998 MEETING

VIRGINIA 19
AUBURN 0

September 3, 1998 • ESPN
Jordan-Hare Stadium (78,315) • Auburn, Ala.

Auburn faced Virginia in the season-opener for both schools as the Cavaliers made their first trip to Jordan-Hare Stadium.

The game matched two strong defenses which was evident as both offenses failed to put any points on the board in the first quarter.

With 6:51 remaining in the first half, Auburn moved into Cavalier territory, but Tigers quarterback Ben Leard was picked off at the Virginia 24-yard line by the Cavaliers' All-American safety Anthony Poindexter.

Three plays later, Virginia's Aaron Brooks connected with wide-out Coffey on a 61-yard touchdown strike to give UVA a 6-0 lead. The extra point try hit the upright and fell short keeping the score at 6-0.

On Auburn's next possession, the turnover bug would strike again. Leard was hit from behind by Maurice Anderson causing him to fumble. The Cavaliers recovered on the Auburn 43-yard line with only :42 seconds remaining before halftime.

Virginia moved the ball down to the Tigers' 24-yard line, but failed to call timeout as time expired. The Tigers had dodged a bullet and went into half-time down only 6-0.

In the third quarter, Virginia took advantage of good field position at the Auburn 37-yard line after a 27-yard punt by Jeremy Zills.

The Cavaliers moved to the Tigers' 7-yard line, and once again, failed to reach the end zone as the stubborn Tigers defense held them to a 24-yard field goal which gave Virginia a 9-0 lead going into the final 15:00 minutes to play.

Auburn's offense would touch the ball three more times, but couldn't manage to get anything going against the Cavalier defense.

Virginia added another field goal and touchdown to its lead to come away with a 19-0 victory in the opening game of the season.

SCORING SUMMARY			
Virginia	0	6	3
Auburn	0	0	0

UVA - Coffy 61 pass from Brooks (kick failed), 5:27, 2nd
 UVA - Braveman 24 FG, 7:55, 3rd
 UVA - Braveman 32 FG, 12:54, 4th
 UVA - Jones 3 run (Braveman kick), 2:09, 4th

TEAM STATISTICS	UVA	AU
First Downs	20	8
Rushes-Yards	38-165	27-18
Passing Yards	220	161
Comp-Att-Int	16-28-0	2-26-1
Total Offense	66-385	53-179
Punts-Avg.	6-38.5	7-36.3
Fumbles/Lost	3/1	2/2
Penalties-Yards	5-34	6-55
3rd Down Conv.	4-of-13	3-of-13
Time of Possession	33:05	26:55

INDIVIDUAL STATISTICS
RUSHING: (UVA) - Jones 21-100 (TD); Womack 12-68; Brooks 5-(3); **(AU)** - Carter 7-17; Burks 7-16; Evans 3-3; Nelsen 1-1; Collier 1-(5); Pennington 4-(7); Leard 4-(7).
PASSING: (UVA) - Brooks 16-28-0-220 (TD). **(AU)** - Leard 11-25-1-146; Collier 1-1-0-15.
RECEIVING: (UVA) - Crawford 4-67; Wilkins 3-48; Jones 3-18; Baber 2-35; Coffy 1-61 (TD); Hawkins 1-4; Southern 1-(2); Brooks 1-(1). **(AU)** - Robinson 4-86; Evans 3-36; Bailey 3-27; Lowe 1-15; Carter 1-(3).

AUBURN-VIRGINIA SERIES GAME-BY-GAME STATISTICS

Since 1997

Date	Site	Result	Attend	Rank		AU			Rushing			Passing			Tot Off		UVA			Rushing			Passing			Tot Off	
				AU	UVA	FD	No	Yds	TD	C	A	I	Yds	TD	No	Yds	FD	No	Yds	TD	C	A	I	Yds	TD	No	Yds
09/4/97	Charlottesville, Va.	W, 28-17	45,300	--	--	11	32	77	1	12	19	1	247	2	51	324	19	107	93	0	25	41	1	305	2	69	398
09/3/98	Auburn, Ala.	L, 19-0	78,315	--	--	8	27	18	0	2	26	1	161	0	53	179	20	38	165	1	16	28	0	220	1	66	385



Honors & Awards



DAREN BATES

- ▶ *Phil Steele* Preseason All-SEC Fourth Team

EMORY BLAKE

- ▶ Biletnikoff Award Watch List
- ▶ Coaches Preseason All-SEC Third Team
- ▶ *Phil Steele* Midseason All-SEC Third Team

STEVEN CLARK

- ▶ Ray Guy Award Finalist
- ▶ Coaches All-SEC First Team
- ▶ *Pro Football Weekly* First Team All-America
- ▶ *Sports Illustrated* Honorable Mention All-American
- ▶ *Phil Steele* All-SEC Second Team
- ▶ SEC Special Teams Player of the Week (10/3)
- ▶ SEC Special Teams Player of the Week (10/17)

REESE DISMUKES

- ▶ SEC Coaches' All-Freshman Team
- ▶ CBS Sports Freshman All-America Team

MICHAEL DYER

- ▶ Maxwell Award Watch List
- ▶ Doak Walker Award Watch List
- ▶ Coaches All-SEC First Team
- ▶ AP All-SEC First Team
- ▶ *Phil Steele* All-SEC First Team
- ▶ SEC Offensive Player of the Week (10/31)
- ▶ Coaches Preseason All-SEC Second Team
- ▶ *Sports Illustrated* Preseason All-SEC Team
- ▶ *Phil Steele* Preseason All-SEC Second Team
- ▶ *Phil Steele* Midseason All-SEC Second Team
- ▶ *Phil Steele* Midseason Honorable Mention All-American

ELTORO FREEMAN

- ▶ *Phil Steele* All-SEC Third Team

COREY LEMONIER

- ▶ Coaches All-SEC First Team
- ▶ AP All-SEC Second Team
- ▶ *Phil Steele* Third Team All-America
- ▶ *Phil Steele* All-SEC First Team
- ▶ SEC Defensive Player of the Week (10/17)
- ▶ Coaches Preseason All-SEC Third Team
- ▶ *Phil Steele* Midseason All-SEC First Team
- ▶ *Phil Steele* Midseason Honorable Mention All-American

PHILIP LUTZENKIRCHEN

- ▶ Mackey Award Watch List
- ▶ Coaches All-SEC Second Team
- ▶ AP All-SEC Second Team
- ▶ *Sports Illustrated* Honorable Mention All-American
- ▶ *Phil Steele* All-SEC Second Team
- ▶ Coaches Preseason All-SEC Third Team
- ▶ *Sports Illustrated* Preseason All-SEC Team
- ▶ *Phil Steele* Preseason All-SEC Third Team

TRE MASON

- ▶ *Phil Steele* All-SEC First Team Kick Returner
- ▶ SEC Co-Freshman of the Week (9/5)
- ▶ *Phil Steele* Midseason All-SEC First Team
- ▶ *Phil Steele* Midseason All-America Third Team

ONTERIO MCCALEBB

- ▶ Coaches All-SEC Second Team
- ▶ Coaches Preseason All-SEC Third Team

BRANDON MOSLEY

- ▶ Coaches All-SEC Second Team
- ▶ *Phil Steele* All-SEC Third Team
- ▶ Coaches Preseason All-SEC Second Team
- ▶ *Phil Steele* Midseason All-SEC Second Team

CODY PARKEY

- ▶ *Phil Steele* All-SEC Third Team
- ▶ *Phil Steele* Midseason All-SEC Third Team

NEIKO THORPE

- ▶ Coaches Preseason All-SEC Third Team
- ▶ *Phil Steele* Midseason All-SEC Third Team



Steven Clark - Coaches All-SEC First Team and Ray Guy Award Finalist



Onterio McCalebb - Coaches All-SEC Second Team



Career Records Update



RUSHING

Rushing Yardage

Player	Seasons	Att	Avg	Yards
1. Bo Jackson.....	1982-85	650	6.62	4303
2. Carnell Williams.....	2001-04	741	5.17	3831
3. James Brooks.....	1977-80	621	5.67	3523
4. Joe Cribbs.....	1976-79	657	5.13	3368
5. Ben Tate.....	2006-09	678	4.90	3321
6. Stephen Davis.....	1993-95	488	5.76	2811
7. Brent Fullwood.....	1983-86	390	7.15	2789
8. Ronnie Brown.....	2000-04	513	5.28	2707
9. Stacy Danley.....	1987-90	526	4.61	2427
10. Michael Dyer.....	2010-pres.	424	5.51	2335
11. James Joseph.....	1986-90	452	5.17	2264
12. Kenny Irons.....	2005-06	454	4.81	2186
13. James Bostic.....	1991-93	396	5.26	2084
14. Lionel James.....	1980-83	348	6.14	2068
15. Secdrick McIntyre.....	1973-76	462	4.31	1992
16. Fob James.....	1952-55	317	6.03	1913
17. Oterio McCalebb.....	2009-pres.	302	6.31	1907
18. Phil Gargis.....	1973-76	456	4.13	1884
19. Tommie Agee.....	1983-86	356	4.87	1735
20. Jimmy Sidle.....	1962-64	326	5.22	1703
21. Brad Lester.....	2004-08	371	4.55	1689
22. Joe Childress.....	1953-55	321	5.19	1667
23. Curtis Kuykendall.....	1944-45	217	7.46	1619
24. Rudi Johnson.....	2000	324	4.84	1567
25. Terry Henley.....	1970-72	343	4.47	1534
26. Tommy Lorino.....	1956-58	227	6.55	1486
27. Cam Newton.....	2010	264	5.58	1473
28. Monk Gafford.....	1940-42	221	6.40	1414
29. Mario Fannin.....	2007-10	233	5.86	1366
30. Mitzi Jackson.....	1973-75	243	5.65	1373
31. William Andrews.....	1976-78	267	5.04	1347
32. Ed Dyas.....	1958-60	261	4.97	1298
33. Fred Beasley.....	1994-97	282	4.40	1241
34. Tom Bryan.....	1964-66	265	4.32	1144
35. George Peoples.....	1978-81	239	4.54	1085
36. Tucker Frederickson.....	1962-64	260	4.15	1079
37. Bobby Hoppe.....	1955-57	194	5.56	1078
38. Charlie Hataway.....	1951-53	282	3.74	1055

Receiving Yardage

Player	Seasons	Rec	Yards
1. Mario Fannin.....	2007-10	97	985
2. James Joseph.....	1986-90	69	725
3. Ronnie Brown.....	2001-04	57	667
4. Carl Stewart.....	2004-07	39	612
5. Carnell Williams.....	2001-04	43	492
6. Fred Beasley.....	1995-97	31	448
7. Mickey Zofko.....	1970	34	443
8. Oterio McCalebb.....	2009-pres.	43	435
9. Harold Morrow.....	1994-95	46	433
10. Tony Richardson.....	1991-93	41	384

Touchdown Receptions

Player	Seasons	Rec	TD
1. Mario Fannin.....	2007-10	97	9
2. James Brooks.....	1978-80	18	4
3. Brad Lester.....	2005-08	26	3
Tre Smith.....	2002-06	26	3
Fred Beasley.....	1995-97	31	3
Stephen Davis.....	1994-95	22	3
Harold Morrow.....	1994-95	46	3
Tommie Agee.....	1983-86	28	3
Mickey Zofko.....	1970	34	3
-- Oterio McCalebb.....	2009-pres.	43	2

Yards Per Reception (min. 20 receptions)

Player	Seasons	Rec	Yards	Yds/Rec
1. Carl Stewart.....	2004-07	39	612	15.69
2. Fred Beasley.....	1995-97	31	448	14.45
3. Mickey Zofko.....	1970	34	443	13.03
4. Heath Evans.....	1998-00	30	354	11.80
5. Ronnie Brown.....	2001-04	57	667	11.70
6. Joe Frazier.....	1991-94	21	244	11.62
7. Carnell Williams.....	2001-04	43	492	11.44
8. James Joseph.....	1986-90	69	725	10.51
9. Bo Jackson.....	1982-85	26	272	10.46
10. Oterio McCalebb.....	2009-pres.	43	435	10.12

RECEIVING, RUNNING BACK

Receptions

Player	Seasons	Yards	Avg	Rec
1. Mario Fannin.....	2007-10	985	10.15	97
2. James Joseph.....	1986-90	725	10.51	69
3. Ronnie Brown.....	2001-04	667	11.70	57
4. Stacy Danley.....	1987-90	337	7.17	47
5. Harold Morrow.....	1994-95	433	9.41	46
6. Carnell Williams.....	2001-04	492	11.44	43
Oterio McCalebb.....	2009-pres.	435	10.12	43
8. Reid McMilion.....	1993	334	7.95	42
9. Tony Richardson.....	1991-93	384	9.37	41
10. Rusty Williams.....	1996-99	363	9.08	40



Career Records Update



Receiving, Tight End

Touchdown Receptions

Player	Seasons	Rec	TD
1. Philip Lutzenkirchen	2009-pres.	44	14
2. Robert Johnson	2000-02	57	10
3. Andy Fuller	1993-95	31	5
4. Cooper Wallace	2002-05	63	4
Lorenzo Diamond	1999-02	45	4
Dick Hayley	1976-78	11	4
7. Tommy Trott	2006-09	45	3
Gabe McKenzie	2006-08	29	3
Cole Bennett	2003-07	20	3
Jessie McCovery	1994-96	8	3
Mike Edwards	1981	9	3
Robby Robinett	1970-71	24	3

Receiving Yardage

Player	Seasons	Rec	Yards
1. Cooper Wallace	2002-05	63	829
2. Robert Johnson	2000-02	57	741
3. Fred Baxter	1991-92	42	584
4. Victor Hall	1989-91	54	521
Lorenzo Diamond	1999-02	45	521
6. Andy Fuller	1993-95	31	494
7. Philip Lutzenkirchen	2009-pres.	44	489
8. Tommy Trott	2006-09	45	474
9. Jeff Parks	1982-85	34	401
10. Ed West	1982-83	28	325

Yards Per Reception (min. 20 receptions)

Player	Seasons	Rec	Yards	Yds/Rec
1. Andy Fuller	1993-95	31	494	19.94
2. Fred Baxter	1991-92	42	584	13.90
3. Cooper Wallace	2002-05	63	829	13.16
4. Robert Johnson	2000-02	57	741	13.00
5. Jeff Parks	1982-85	34	401	11.79
6. Ed West	1982-83	28	325	11.61
7. Lorenzo Diamond	1999-02	45	521	11.58
8. Philip Lutzenkirchen	2009-pres.	44	489	11.11
9. Cole Bennett	2003-07	29	312	10.76
10. Tommy Trott	2006-09	45	474	10.53

Receiving

Touchdown Receptions

Player	Seasons	Rec	TD
1. Terry Beasley	1969-71	141	29
2. Ben Obomanu	2002-05	97	18
3. Darvin Adams	2008-10	115	17
Karsten Bailey	1995-98	150	17
5. Frank Sanders	1991-94	121	15
Byron Franklin	1977-80	74	15
7. Lawyer Tillman	1985-88	93	14
Philip Lutzenkirchen	2009-pres.	44	14
9. Emory Blake	2009-pres.	72	13
10. Ronney Daniels	1999-00	90	12
Tyrone Goodson	1993-97	136	12
Freddie Hyatt	1965-67	88	12

Receiving Yardage

Player	Seasons	Rec	Yards
1. Terry Beasley	1969-71	141	2507
2. Tyrone Goodson	1993-97	136	2283
3. Karsten Bailey	1995-98	150	2174
4. Courtney Taylor	2003-06	153	2098
5. Frank Sanders	1991-94	121	1998
6. Darvin Adams	2008-10	115	1978
7. Freddy Weygand	1984-88	99	1946
8. Lawyer Tillman	1985-88	93	1808
9. Rodgeriquus Smith	2004-08	114	1598
10. Byron Franklin	1977-80	74	1573
11. Ronney Daniels	1999-00	90	1446
12. Freddie Hyatt	1965-67	88	1396
13. Devin Aromashodu	2002-05	71	1333
14. Alexander Wright	1986-89	56	1320
15. Ben Obomanu	2002-05	97	1313
16. Thomas Bailey	1991-94	93	1243
17. Greg Taylor	1987-90	102	1217
18. Clifton Robinson	1997-00	91	1167
19. Tim Christian	1966-68	78	1126
20. Emory Blake	2009-pres.	72	1125
21. Terrell Zachery	2007-10	71	1106
22. Willie Gosha	1993-96	85	1048
23. Marcel Willis	1999-02	81	1022
24. Jimmy Phillips	1955-57	52	1012

Returns

Kickoff Return Average (Min. 20 returns)

Player	Seasons	Ret	Yards	Avg
1. Onterio McCalebb	2009-pres.	29	822	28.34
2. Tristan Davis	2005-08	55	1455	26.45
3. Demond Washington	2009-10	62	1614	26.03
4. Rick Neel	1973-75	26	673	25.88
5. James Brooks	1977-80	68	1726	25.38
6. Markeith Cooper	1996-99	45	1077	23.93
7. Tim Carter	1998-01	40	956	23.90
8. Joe Cribbs	1976-79	22	507	23.05
9. Devin Aromashodu	2002-05	38	860	22.63
10. Herbert Casey	1989-91	21	473	22.52



Single Season Records Update



Punting

Punts

Player	Year	Yards	Avg	No
1. Roger Pruett	1973	3086	39.0	79
2. Connie Frederick	1968	2933	37.6	78
3. David Beverly	1972	2878	40.0	72
4. Jeremy Zills	1998	2846	40.1	71
5. Clinton Durst	2008	2947	42.1	70
Lewis Colbert	1982	2841	40.6	70
7. Steven Clark	2011	2794	40.5	69
8. Skip Johnston	1978	2857	42.6	67
9. Terry Daniel	1992	2771	42.6	65
Alan Bollinger	1981	2752	42.3	65
Damon Duval	2000	2811	43.2	65

Punting Yards

Player	Year	No	Avg	Yards
1. Roger Pruett	1973	79	39.0	3086
2. Clinton Durst	2008	70	42.1	2947
3. Connie Frederick	1968	78	37.6	2933
4. David Beverly	1972	72	40.0	2878
5. Skip Johnston	1978	67	42.6	2857
6. Jeremy Zills	1998	71	40.1	2846
7. Lewis Colbert	1982	70	40.6	2841
8. Damon Duval	2000	65	43.2	2811
9. Steven Clark	2011	69	40.5	2794
10. Terry Daniel	1992	65	42.6	2771

Kick Returns

Kickoff Returns

Player	Year	Avg	Yards	Ret
1. Demond Washington	2010	24.3	1117	46
2. Tristan Davis	2006	27.0	756	28
3. James Brooks	1977	24.2	654	27
4. Thomas Bailey	1993	19.4	504	26
5. Robert Baker	1995	21.0	525	25
6. Tre Mason	2011	26.4	633	24
Tristan Davis	2008	27.4	657	24
Thomas Bailey	1991	24.6	591	24
9. Brent Fullwood	1984	23.1	509	22
10. Roderick Hood	2002	19.8	416	21
Robert Baker	1996	21.6	454	21
James Brooks	1979	27.5	577	21
Joe Cribbs	1976	23.3	490	21

Kickoff Return Yardage

Player	Year	Ret	Avg	Yards
1. Demond Washington	2010	46	24.3	1117
2. Tristan Davis	2006	28	27.0	756
3. Tristan Davis	2008	24	27.4	657
4. James Brooks	1977	27	24.2	654
5. Tre Mason	2011	24	26.4	633
6. Thomas Bailey	1991	24	24.6	591
7. James Brooks	1979	21	27.5	577
8. Robert Baker	1995	25	21.0	525
9. Brent Fullwood	1984	22	23.1	509
10. Thomas Bailey	1993	26	19.4	504

Kickoff Return Average (Min. 10 Returns)

Player	Year	Ret	Yards	Avg
1. Onterio McCalebb	2011	10	320	32.0
2. Demond Washington	2009	16	497	31.06
3. David Langner	1972	13	369	28.28
4. Rick Neel	1975	17	478	28.12
5. James Brooks	1979	21	577	27.48
6. Tristan Davis	2008	24	657	27.38
7. Tristan Davis	2006	28	756	27.00
8. Tre Mason	2011	24	633	26.38
9. Mike Fuller	1973	16	420	26.25
10. Markeith Cooper	1998	18	447	24.83

Passing

Passing Efficiency (Min. 100 Attempts)

Player	Year	Comp	Att	Pct	Yards	TD	Int	Rating
1. Jason Campbell	2004	188	270	.696	2700	20	7	172.89
2. Ben Leard	1999	111	157	.707	1423	12	1	170.78
3. Jason Campbell	2002	94	149	.631	1215	11	5	149.23
4. Pat Sullivan	1970	167	281	.594	2586	17	12	148.16
5. Chris Todd	2009	198	328	.604	2612	22	6	145.73
6. Jeff Burger	1987	178	267	.667	2066	13	9	140.99
7. Brandon Cox	2006	163	271	.601	2198	14	9	138.68
8. Clint Moseley	2011	65	104	.625	794	5	3	136.73
9. Patrick Nix	1995	201	331	.607	2574	15	9	135.60
10. Stan White	1993	164	271	.605	2057	13	8	134.20

Receiving

Touchdown Receptions

Player	Year	Rec	TD
1. Terry Beasley	1971	55	12
2. Terry Beasley	1970	52	11
3. Darvin Adams	2009	60	10
4. Ronney Daniels	1999	56	9
Byron Franklin	1980	32	9
6. Philip Lutzenkirchen	2011	24	7
Ben Obomanu	2004	25	7
Karsten Bailey	1998	43	7
Karsten Bailey	1997	53	7
Frank Sanders	1994	58	7
Greg Taylor	1990	46	7
Dick Schmalz	1971	44	7
Tim Christian	1968	47	7

Receiving, Tight Ends

Receiving Yardage

Player	Year	Rec	Avg	Yards
1. Fred Baxter	1991	28	13.96	391
2. Robert Johnson	2002	28	12.43	348
3. Cooper Wallace	2004	19	15.90	302
4. Andy Fuller	1995	15	17.13	257
5. Philip Lutzenkirchen	2011	24	21.64	238
6. Robert Johnson	2001	17	13.24	225
7. Andy Fuller	1994	14	15.07	211
Victor Hall	1991	19	11.11	211
9. Cooper Wallace	2003	16	13.06	209
10. Tommy Trott	2008	20	10.05	201



Single Season Records Update



Receiving, Tight End

Receptions

Player	Year	Yards	Avg	Rec
1. Robert Johnson	2002	348	12.43	28
Fred Baxter	1991	391	13.96	28
3. Philip Lutzenkirchen	2011	238	21.64	24
4. Walter Reeves	1987	174	7.57	23
4. Robby Robinett	1971	170	8.10	21
5. Tommy Trott	2008	201	10.05	20
Cooper Wallace	2005	195	9.75	20
7. Cooper Wallace	2004	302	15.90	19
Victor Hall	1991	211	11.11	19
Victor Hall	1989	190	10.00	19
10. Walter Reeves	1988	127	7.06	18

Receiving Touchdowns

Player	Year	Rec	Yards	Avg	TD
1. Philip Lutzenkirchen	2011	24	238	21.64	7
2. Robert Johnson	2002	28	348	12.43	4
Andy Fuller	1995	15	257	17.13	4
4. Robert Johnson	2001	17	225	13.24	3
Robert Johnson	2000	12	168	14.00	3
Mike Edwards	1981	9	186	20.67	3
Dick Hayley	1976	7	67	9.57	3

Receiving, Running Back

Receptions

Player	Year	Yards	Avg	Rec
1. Mario Fannin	2009	413	9.83	42
2. Ronnie Brown	2004	313	9.21	34
Mickey Zofko	1970	443	13.03	34
4. Harold Morrow	1995	262	8.45	31
5. Onterio McCalebb	2011	291	9.70	30
6. Tony Richardson	1993	273	9.75	28
7. James Joseph	1989	227	8.73	26
8. James Joseph	1990	234	10.64	22
Wallace Clark	1970	211	9.59	22
10. Mario Fannin	2008	223	11.15	20

Receiving Yards

Player	Year	Rec	Avg	Yards
1. Mickey Zofko	1970	34	13.03	443
2. Mario Fannin	2009	42	9.83	413
3. Ronnie Brown	2004	34	9.21	313
4. Carnell Williams	2004	19	15.90	302
5. Onterio McCalebb	2011	30	9.70	291
6. Tony Richardson	1993	28	9.75	273
7. Harold Morrow	1995	31	8.45	262
8. Carl Stewart	2006	13	18.39	239
9. James Joseph	1990	22	10.64	234
10. James Joseph	1989	26	8.73	227



PLAYER BIOS



Alphabetical Roster



No.	Name	Pos.	Ht.	Wt.	Yr.	Hometown
25	Daren Bates	LB	5-11	205	Jr.	Memphis, Tenn.
22	T'Sharvan Bell	DB	6-0	182	Jr.	Kissimmee, Fla.
3	DeAngelo Benton	WR	6-2	203	Jr.	Bastrop, La.
98	Angelo Blackson	DL	6-4	325	Fr.	Bear, Del.
80	Emory Blake	WR	6-2	197	Jr.	Austin, Texas
22	Mike Blakely	RB	5-9	206	Fr.	Bradenton, Fla.
91	Joel Bonomolo	DE	6-2	240	Jr.	Metairie, La.
4	Quan Bray	WR	5-10	185	Fr.	LaGrange, Ga.
29	Chandler Brooks	K	6-1	173	Sr.	Huntsville, Ala.
87	Sam Brown	WR	6-2	215	Sr.	Birmingham, Ala.
82	Xavier Brown	WR	6-3	214	So.	Pensacola, Fla.
63/86	Blake Burgess	OL	6-3	285	So.	Vestavia Hills, Ala.
56	Will Campbell	P	230	6-2	Fr.	Auburn, Ala.
9	Quindarius Carr	WR	6-1	185	Sr.	Huntsville, Ala.
92	Kenneth Carter	DT	6-4	290	So.	Greenville, Ala.
68	Ed Christian	OL	6-5	321	RFr.	Valdosta, Ga.
30	Steven Clark	P	6-5	226	So.	Kansas City, Mo.
18	Sammie Coates	WR	6-2	178	Fr.	Leroy, Ala.
20	Drew Cole	DB	5-11	190	Sr.	Picayune, Miss.
79	Jared Cooper	OL	6-4	296	Sr.	Brewton, Ala.
11	Chris Davis	CB	5-11	188	So.	Birmingham, Ala.
52	Justin Delaine	DE	6-5	238	RFr.	Linden, Ala.
89	Jaylon Denson	WR	6-3	197	Fr.	Hoover, Ala.
50	Reese Dismukes	C	6-3	285	Fr.	Spanish Fort, Ala.
48	Jake Drum	TE	6-5	253	Jr.	Hoover, Ala.
94	Nosa Eguae	DE	6-3	258	So.	Mansfield, Texas
35	Jonathan Evans	LB	5-11	225	Jr.	Prichard, Ala.
65	Tunde Fariyike	OL	6-2	290	RFr.	Thomaston, Ga.
40	Clay Finkelstein	LB	6-2	180	Fr.	Montgomery, Ala.
31	Trent Fisher	DB	6-1	186	RFr.	Nashville, Tenn.
14	Eriqee Florence	DB	6-1	179	Fr.	Valley, Ala.
95	Dee Ford	DE	6-2	240	Jr.	Odenville, Ala.
10	Kiehl Frazier	QB	6-2	220	Fr.	Springdale, Ark.
21	Eltoro Freeman	LB	5-11	221	Sr.	Alexander City, Ala.
17	Kris Frost	LB	6-2	215	Fr.	Matthews, N.C.
11	Brandon Fulse	TE	6-4	238	Fr.	Fort Meade, Fla.
26	Justin Garrett	LB	6-1	198	Fr.	Tucker, Ga.
20	Corey Grant	RB	5-11	193	RFr.	Opelika, Ala.
77	A.J. Greene	OL	6-5	295	Sr.	Madison, Tenn.
83	Cameron Groce	WR	6-4	230	RFr.	Gardendale, Ala.
86	Garrett Harper	WR	5-9	180	Fr.	Springdale, Ark.
45	Keymiya Harrell	DE	6-4	225	Fr.	Plantersville, Ala.
61	Josh Harris	DS	6-1	224	Sr.	Carrlton, Ga.
64	Forrest Hill	DS	6-1	230	RFr.	Morrow, Ga.
5	Jake Holland	LB	6-1	235	So.	Pelham, Ala.
45	Davis Hooper	RB	5-11	215	Sr.	Montgomery, Ala.
40	Chris Humphries	FB	6-2	223	Sr.	Somerville, Ala.
67/97	Bobby Ingalls	OL	6-7	325	Sr.	Gardendale, Ala.
72	Barrett Kernon	LS	238	6-4	Fr.	Ormond Beach, Fla.
33	Chris Landrum	LB	6-3	235	Fr.	Sweet Water, Ala.
59	Jake Lembke	DS	6-2	236	So.	New Lenox, Ill.
55	Corey Lemonier	DE	6-4	228	So.	Hialeah, Fla.
15	Johnny Lockett	RB	5-9	192	So.	Sweet Water, Ala.
43	Philip Lutzenkirchen	TE	6-5	250	Jr.	Marietta, Ga.
60	Eric Mack	OL	6-4	330	RFr.	St. Matthews, S.C.
21	Tre Mason	RB	5-10	190	Fr.	Lake Worth, Fla.
23	Onterio McCalebb	RB	5-11	174	Jr.	Fort Meade, Fla.
12	Demetruce McNeal	DB	6-2	193	So.	College Park, Ga.
16	Ikeem Means	DB	6-0	205	Jr.	Wetumpka, Ala.
6	Jonathon Mincy	DB	5-10	180	RFr.	Decatur, Ga.
58	C.T. Moorman	LS	220	6-1	Fr.	Durham, N.C.
8	Anthony Morgan	RB	5-11	195	Jr.	Brantley, Ala.
15	Clint Moseley	QB	6-4	213	So.	Leroy, Ala.
75	Brandon Mosley	OL	6-6	305	Sr.	Jefferson, Ga.
93	Ja'Brian Niles	DL	6-2	297	Fr.	Mobile, Ala.
66	Thomas O'Reilly	OL	6-3	325	Fr.	Marietta, Ga.
10	LaDarius Owens	DE	6-2	237	RFr.	Bessemer, Ala.
36	Cody Parkey	K	6-0	190	So.	Jupiter, Fla.
18	Logan Paul	QB	6-0	184	RFr.	Gulf Shores, Ala.

No.	Name	Pos.	Ht.	Wt.	Yr.	Hometown
78	Aubrey Phillips	OL	6-5	336	RFr.	Olive Branch, Miss.
37	Ladarious Phillips	FB	6-0	291	RFr.	Roanoke, Ala.
30	Daniel Pond	LB	6-1	215	Fr.	Spanish Fort, Ala.
53	Jon-Morgan Poole	OL	6-4	275	Fr.	Valley, Ala.
69	Ryan Preston	OL	6-1	275	RFr.	Oxford, Ala.
65	Zach Rawden	DL	6-2	265	Fr.	College Park, Ga.
1	Trovon Reed	WR	6-0	183	RFr.	Thibodaux, La.
56	Ashton Richardson	LB	6-1	201	Sr.	New Orleans, La.
73	Greg Robinson	OL	6-5	305	Fr.	Thibodaux, La.
28	Jonathan Rose	DB	6-2	178	Fr.	Leeds, Ala.
13	Craig Sanders	DE	6-4	260	So.	Clio, Ala.
64	Chase Seals	OL	295	6-8	So.	Tuskegee, Ala.
42	Chandler Shakespeare	RB	5-10	197	So.	Oxford, Ala.
96	Devaunte Sigler	DL	6-3	263	Fr.	Mobile, Ala.
62	Chad Slade	OL	6-5	320	RFr.	Moody, Ala.
39	Ellis Smith	P	5-11	200	Fr.	LaGrange, Ga.
24	Ryan Smith	DB	6-2	208	So.	Cordova, Ala.
47	Jordan Spriggs	DB	5-9	194	RFr.	Mobile, Ala.
85	Travante Stallworth	WR	5-9	190	Jr.	Leesville, La.
71	John Sullen	OL	6-5	333	Jr.	Auburn, Ala.
44	Anthony Swain	LB	6-2	205	Fr.	Gadsden, Ala.
49	Nathan Taylor	WR	5-10	178	Sr.	Fredericksburg, Va.
27	Robenson Therezie	DB	5-9	192	Fr.	Miami, Fla.
15	Neiko Thorpe	DB	6-3	191	Sr.	Tucker, Ga.
74	Jamar Travis	DL	6-0	294	Jr.	Brewton, Ala.
14	Barrett Trotter	QB	6-2	207	Jr.	Birmingham, Ala.
81	C.J. Uzomah	WR	6-4	236	Fr.	Suwanee, Ga.
99	Brian Walsh	DL	6-3	294	Fr.	Winter Springs, Fla.
57	Christian Westerman	OL	6-3	277	Fr.	Chandler, Ariz.
51	Jacob Westrich	LB	6-1	218	RFr.	Huntsville, Ala.
54	Jeffrey Whitaker	DT	6-4	312	So.	Warner Robins, Ga.
38	Jawara White	LB	6-2	230	RFr.	Troy, Ala.
19	Ryan White	DB	5-11	192	So.	Tallahassee, Fla.
32	Jermaine Whitehead	DB	5-11	183	Fr.	Greenwood, Miss.
84	Jay Wisner	WR	6-2	190	Sr.	Bozeman, Mont.
90	Gabe Wright	DL	6-3	316	Fr.	Columbus, Ga.
47	Patrick Young	WR	6-4	185	Fr.	Trussville, Ala.

* Blake Burgess will wear No. 63 and No. 86.

* Bobby Ingalls will wear No. 67 and No. 97.

Pronunciation Guide

94	NOSA EGUAE	No-suh E-gway
65	TUNDE FARIYIKE	Tune-Day Fa-ree-kay
14	ERIQUE Florence	E-ree-kay
10	KIEHL Frazier	Kyle
45	KEYMIYA Harrell	Ka-my-ah
55	Corey LEMONIER	Lemon-ear
43	Philip LUTZENKIRCHEN	Lutz-in-kir-ken
93	JABRIAN Niles	Ja-Brian
96	DEVAUNTE Sigler	De-Vaun-tay
85	TRAVANTE Stallworth	Tra-von-tay
27	Robenson THEREZIE	Tha-ree-zee
15	NEIKO Thorpe	Knee-ko
81	C.J. UZOMAH	You-zah-mah
38	JAWARA White	Ja-war-a



Numerical Roster



No.	Name	Pos.	Ht.	Wt.	Yr.	Hometown
1	Trovon Reed	WR	6-0	183	RFr.	Thibodaux, La.
3	DeAngelo Benton	WR	6-2	203	Jr.	Bastrop, La.
4	Quan Bray	WR	5-10	185	Fr.	LaGrange, Ga.
5	Jake Holland	LB	6-1	235	So.	Pelham, Ala.
6	Jonathon Mincy	DB	5-10	180	RFr.	Decatur, Ga.
8	Anthony Morgan	RB	5-11	195	Jr.	Brantley, Ala.
9	Quindarius Carr	WR	6-1	185	Sr.	Huntsville, Ala.
10	Kiehl Frazier	QB	6-2	220	Fr.	Springdale, Ark.
10	LaDarius Owens	DE	6-2	237	RFr.	Bessemer, Ala.
11	Chris Davis	CB	5-11	188	So.	Birmingham, Ala.
11	Brandon Fulse	TE	6-4	238	Fr.	Fort Meade, Fla.
12	Demetruce McNeal	DB	6-2	193	So.	College Park, Ga.
13	Craig Sanders	DE	6-4	260	So.	Clio, Ala.
14	Erique Florence	DB	6-1	179	Fr.	Valley, Ala.
14	Barrett Trotter	QB	6-2	207	Jr.	Birmingham, Ala.
15	Johnny Lockett	RB	5-9	192	So.	Sweet Water, Ala.
15	Clint Moseley	QB	6-4	213	So.	Leroy, Ala.
15	Neiko Thorpe	DB	6-3	191	Sr.	Tucker, Ga.
16	Ikeem Means	DB	6-0	205	Jr.	Wetumpka, Ala.
17	Kris Frost	LB	6-2	215	Fr.	Matthews, N.C.
18	Sammie Coates	WR	6-2	178	Fr.	Leroy, Ala.
18	Logan Paul	QB	6-0	184	RFr.	Gulf Shores, Ala.
19	Ryan White	DB	5-11	192	So.	Tallahassee, Fla.
20	Drew Cole	DB	5-11	190	Sr.	Picayune, Miss.
20	Corey Grant	RB	5-11	193	RFr.	Opelika, Ala.
21	Eltoro Freeman	LB	5-11	221	Sr.	Alexander City, Ala.
21	Tre Mason	RB	5-10	190	Fr.	Lake Worth, Fla.
22	T'Sharvan Bell	DB	6-0	182	Jr.	Kissimmee, Fla.
22	Mike Blakely	RB	5-9	206	Fr.	Bradenton, Fla.
23	Onterio McCaleb	RB	5-11	174	Jr.	Fort Meade, Fla.
24	Ryan Smith	DB	6-2	208	So.	Cordova, Ala.
25	Daren Bates	LB	5-11	205	Jr.	Memphis, Tenn.
26	Justin Garrett	LB	6-1	198	Fr.	Tucker, Ga.
27	Robenson Therezie	DB	5-9	192	Fr.	Miami, Fla.
28	Jonathan Rose	DB	6-2	178	Fr.	Leeds, Ala.
29	Chandler Brooks	K	6-1	173	Sr.	Huntsville, Ala.
30	Steven Clark	P	6-5	226	So.	Kansas City, Mo.
30	Daniel Pond	LB	6-1	215	Fr.	Spanish Fort, Ala.
31	Trent Fisher	DB	6-1	186	RFr.	Nashville, Tenn.
32	Jermaine Whitehead	DB	5-11	183	Fr.	Greenwood, Miss.
33	Chris Landrum	LB	6-3	235	Fr.	Sweet Water, Ala.
35	Jonathan Evans	LB	5-11	225	Jr.	Prichard, Ala.
36	Cody Parkey	K	6-0	190	So.	Jupiter, Fla.
37	Ladarius Phillips	FB	6-0	291	RFr.	Roanoke, Ala.
38	Jawara White	LB	6-2	230	RFr.	Troy, Ala.
39	Ellis Smith	P	5-11	200	Fr.	LaGrange, Ga.
40	Clay Finkelstein	LB	6-2	180	Fr.	Montgomery, Ala.
40	Chris Humphries	FB	6-2	223	Sr.	Somerville, Ala.
42	Chandler Shakespeare	RB	5-10	197	So.	Oxford, Ala.
43	Philip Lutzenkirchen	TE	6-5	250	Jr.	Marietta, Ga.
44	Anthony Swain	LB	6-2	205	Fr.	Gadsden, Ala.
45	Keymiya Harrell	DE	6-4	225	Fr.	Plantersville, Ala.
45	Davis Hooper	RB	5-11	215	Sr.	Montgomery, Ala.
47	Jordan Spriggs	DB	5-9	194	RFr.	Mobile, Ala.
47	Patrick Young	WR	6-4	185	Fr.	Trussville, Ala.
48	Jake Drum	TE	6-5	253	Jr.	Hoover, Ala.
49	Nathan Taylor	WR	5-10	178	Sr.	Fredericksburg, Va.
50	Reese Dismukes	C	6-3	285	Fr.	Spanish Fort, Ala.
51	Jacob Westrich	LB	6-1	218	RFr.	Huntsville, Ala.
52	Justin Delaine	DE	6-5	238	RFr.	Linden, Ala.
53	Jon-Morgan Poole	OL	6-4	275	Fr.	Valley, Ala.
54	Jeffrey Whitaker	DT	6-4	312	So.	Warner Robins, Ga.
55	Corey Lemonier	DE	6-4	228	So.	Hialeah, Fla.
56	Will Campbell	P	230	6-2	Fr.	Auburn, Ala.
56	Ashton Richardson	LB	6-1	201	Sr.	New Orleans, La.
57	Christian Westerman	OL	6-3	277	Fr.	Chandler, Ariz.
58	C.T. Moorman	LS	220	6-1	Fr.	Durham, N.C.
59	Jake Lembke	DS	6-2	236	So.	New Lenox, Ill.
60	Eric Mack	OL	6-4	330	RFr.	St. Matthews, S.C.

No.	Name	Pos.	Ht.	Wt.	Yr.	Hometown
61	Josh Harris	DS	6-1	224	Sr.	Carrollton, Ga.
62	Chad Slade	OL	6-5	320	RFr.	Moody, Ala.
63/86	Blake Burgess	OL	6-3	285	So.	Vestavia Hills, Ala.
64	Forrest Hill	DS	6-1	230	RFr.	Morrow, Ga.
64	Chase Seals	OL	295	6-8	So.	Tuskegee, Ala.
65	Tunde Fariyike	OL	6-2	290	RFr.	Thomaston, Ga.
65	Zach Rawden	DL	6-2	265	Fr.	College Park, Ga.
66	Thomas O'Reilly	OL	6-3	325	Fr.	Marietta, Ga.
67/97	Bobby Ingalls	OL	6-7	325	Sr.	Gardendale, Ala.
68	Ed Christian	OL	6-5	321	RFr.	Valdosta, Ga.
69	Ryan Preston	OL	6-1	275	RFr.	Oxford, Ala.
71	John Sullen	OL	6-5	333	Jr.	Auburn, Ala.
72	Barrett Kernon	LS	238	6-4	Fr.	Ormond Beach, Fla.
73	Greg Robinson	OL	6-5	305	Fr.	Thibodaux, La.
74	Jamar Travis	DL	6-0	294	Jr.	Brewton, Ala.
75	Brandon Mosley	OL	6-6	305	Sr.	Jefferson, Ga.
77	A.J. Greene	OL	6-5	295	Sr.	Madison, Tenn.
78	Aubrey Phillips	OL	6-5	336	RFr.	Olive Branch, Miss.
79	Jared Cooper	OL	6-4	296	Sr.	Brewton, Ala.
80	Emory Blake	WR	6-2	197	Jr.	Austin, Texas
81	C.J. Uzomah	WR	6-4	236	Fr.	Suwanee, Ga.
82	Xavier Brown	WR	6-3	214	So.	Pensacola, Fla.
83	Cameron Groce	WR	6-4	230	RFr.	Gardendale, Ala.
84	Jay Wisner	WR	6-2	190	Sr.	Bozeman, Mont.
85	Travante Stallworth	WR	5-9	190	Jr.	Leesville, La.
86	Garrett Harper	WR	5-9	180	Fr.	Springdale, Ark.
87	Sam Brown	WR	6-2	215	Sr.	Birmingham, Ala.
89	Jaylon Denson	WR	6-3	197	Fr.	Hoover, Ala.
90	Gabe Wright	DL	6-3	316	Fr.	Columbus, Ga.
91	Joel Bonomolo	DE	6-2	240	Jr.	Metairie, La.
92	Kenneth Carter	DT	6-4	290	So.	Greenville, Ala.
93	JaBrian Niles	DL	6-2	297	Fr.	Mobile, Ala.
94	Nosa Eguae	DE	6-3	258	So.	Mansfield, Texas
95	Dee Ford	DE	6-2	240	Jr.	Odenville, Ala.
96	Devaunte Sigler	DL	6-3	263	Fr.	Mobile, Ala.
98	Angelo Blackson	DL	6-4	325	Fr.	Bear, Del.
99	Brian Walsh	DL	6-3	294	Fr.	Winter Springs, Fla.

* Blake Burgess will wear No. 63 and No. 86.

* Bobby Ingalls will wear No. 67 and No. 97.



Depth Chart



Offense

QB	15 Clint Moseley (6-4/223/So./Leroy, Ala.) 14 Barrett Trotter (6-2/207/Jr./Birmingham, Ala.) 10 Kiehl Frazier (6-2/220/Fr./Springdale, Ark.)
RB	23 Onterio McCalebb (5-11/174/Jr./Fort Meade, Fla.) 21 Tre Mason (5-10/190/Fr./Lake Worth, Fla.)
HB	43 Philip Lutzenkirchen (6-5/250/Jr./Marietta, Ga.) 11 Brandon Fulse (6-4/238/Fr./Fort Meade, Fla.) 37 Ladarious Phillips (6-0/291/RFr./Roanoke, Ala.)
WR	80 Emory Blake (6-2/197/Jr./Austin, Texas) 3 DeAngelo Benton (6-2/203/Jr./Bastrop, La.)
WR	9 Quindarius Carr (6-1/185/Sr./Huntsville, Ala.) 1 Trovon Reed (6-0/183/RFr./Thibodaux, La.) 4 Quan Bray (5-10/185/Fr./LaGrange, Ga.)
WR	85 Travante Stallworth (5-9/190/Jr./Leesville, La.) 81 C.J. Uzomah (6-4/236/Fr./Suwanee, Ga.) 89 Jaylon Denson (6-3/197/Fr./Hoover, Ala.)
LT	77 A.J. Greene (6-5/295/Sr./Madison, Tenn.) 73 Greg Robinson (6-5/315/Fr./Thibodaux, La.)
LG	62 Chad Slade (6-5/308/RFr./Moody, Ala.) 57 Christian Westerman (6-3/280/Fr./Chandler, Ariz.)
C	50 Reese Dismukes (6-3/300/Fr./Spanish Fort, Ala.) 63 Blake Burgess (6-2/285/So./Vestavia Hills, Ala.) 65 Tunde Fariyike (6-2/290/RFr./Thomaston, Ga.)
RG	71 John Sullen (6-5/333/Jr./Auburn, Ala.) 60 Eric Mack (6-3/315/RFr./St. Matthews, S.C.)
RT	75 Brandon Mosley (6-6/310/Sr./Jefferson, Ga.) 67 Bobby Ingalls (6-7/325/Sr./Gardendale, Ala.)

Special Teams

PK	36 Cody Parkey (6-0/190/So./Jupiter, Fla.) 29 Chandler Brooks (6-1/173/Sr./Huntsville, Ala.)
P	30 Steven Clark (6-5/226/So./Kansas City, Mo.) 29 Chandler Brooks (6-1/173/Sr./Huntsville, Ala.)
DS	61 Josh Harris (6-1/230/Sr./Carrollton, Ga.) 59 Jake Lembke (6-0/234/So./New Lenox, Ill.)
H	19 Ryan White (5-11/192/So./Tallahassee, Fla.) 29 Chandler Brooks (6-1/173/Sr./Huntsville, Ala.)

Defense

LE	55 Corey Lemonier (6-4/240/So./Hialeah, Fla.) 13 Craig Sanders (6-4/260/So./Clio, Ala.)
DT	54 Jeffrey Whitaker (6-2/312/So./Warner Robins, Ga.) 98 Angelo Blackson (6-4/325/Fr./Bear, Del.) 74 Jamar Travis (6-0/294/Jr./Brewton, Ala.)
DT	90 Gabe Wright (6-3/316/Fr./Columbus, Ga.) 92 Kenneth Carter (6-4/290/So./Greenville, Ala.) 96 Devaunte Sigler (6-4/275/Fr./Mobile, Ala.)
RE	94 Nosa Eguae (6-3/258/So./Mansfield, Texas) 13 Craig Sanders (6-4/260/So./Clio, Ala.) 91 Joel Bonomolo (6-2/240/Jr./Metairie, La.)
LLB	35 Jonathan Evans (5-11/225/Jr./Prichard, Ala.) 38 Jawara White (6-2/230/RFr./Troy, Ala.)
MLB	21 Eltoro Freeman (5-11/228/Sr./Alexander City, Ala.) 5 Jake Holland (6-1/235/So./Pelham, Ala.)
RLB	25 Daren Bates (5-11/205/Jr./Memphis, Tenn.) 26 Justin Garrett (6-1/205/Fr./Tucker, Ga.)
LC	11 Chris Davis (5-11/188/So./Birmingham, Ala.) 27 Robenson Therezie (5-9/192/Fr./Miami, Fla.)
S	15 Neiko Thorpe (6-3/195/Sr./Tucker, Ga.) 14 Erique Florence (6-1/187/Fr./Valley, Ala.) 20 Drew Cole (5-11/190/Sr./Picayune, Miss.)
S	12 Demetruce McNeal (6-2/193/So./College Park, Ga.) 24 Ryan Smith (6-2/208/So./Cordova, Ala.) -OR- 16 Ikeem Means (6-0/205/Jr./Wetumpka, Ala.)
RC	6 Jonathon Mincy (5-10/180/RFr./Decatur, Ga.) 19 Ryan White (5-11/192/So./Tallahassee, Fla.) 28 Jonathan Rose (6-2/185/Fr./Leeds, Ala.)
N	32 Jermaine Whitehead (5-11/183/Fr./Greenwood, Miss.) 6 Jonathon Mincy (5-10/180/RFr./Decatur, Ga.)

Special Teams

PR	4 Quan Bray (5-10/185/Fr./LaGrange, Ga.) 1 Trovon Reed (6-0/183/RFr./Thibodaux, La.)
KR	4 Quan Bray (5-10/185/Fr./LaGrange, Ga.) & 23 Onterio McCalebb (5-11/174/Jr./Fort Meade, Fla.) 21 Tre Mason (5-10/190/Fr./Lake Worth, Fla.)



Player Bios



DAREN #25 BATES LB

5-11 • 205 • Jr. • 2L
Memphis, Tenn. (Olive Branch)
Psychology

CAREER — Moved to linebacker as a sophomore after playing safety as a freshman in 2009 ... Six double-digit tackle games in his career.

2011 — *Phil Steele Preseason All-SEC Fourth Team* ... Started all 12 games ... Leads the team with 96 tackles ... Ranks fourth in the SEC in tackles ... Totaled seven tackles in the opener against Utah State ... Also recorded one tackle for loss ... Career-high 12 tackles in win over Mississippi State ... Total was also a team high ... 10 tackles against Clemson ... Four tackles and two QB hurries against FAU ... Totaled five tackles and his first sack of the season in win at South Carolina ... Seven tackles and two QB hurries at Arkansas ... Solid all-around game in win over Florida ... Posted four tackles and 0.5 TFL ... Also recovered a fumble, credited with a breakup and picked up two QB hurries ... Fumble recovery was the second of his career and first since 2009 ... Totaled nine tackles in loss at LSU ... Four tackles and half a sack in win over Ole Miss ... Tied his career high with 12 stops at Georgia ... Tied the mark again in Homecoming win over Samford ... 10 tackles against Alabama ... Has totaled 34 tackles the last three games.

2010 — Appeared in 12 games with nine starts ... 8th on team with 48- tackles ... Made first collegiate start at linebacker in season opener vs. Arkansas State and led Tigers in tackles with a career-best of 10 ... Seven of the 10 tackles were solo ... Against Mississippi State, totaled three solo tackles ... Against Clemson, had one QB hurry to go with five total tackles, three solo ... Against South Carolina, forced first career fumble, which led to AU go-ahead TD in 4th Qtr., had a QB hurry, one TFL (minus 1 yard) and five total tackles ... In limited action vs. ULM, recored one assisted tackle with one QB hurry ... Against Kentucky, finished second on team with eight tackles, including six solo stops ... Also forced a fumble in second quarter that led to AU field goal ... Totaled three tackles, two solo, vs. Arkansas ... Against LSU, registered five tackles with one QB hurry before leaving game with injury in the second quarter ... Did not play vs. Ole Miss due to injury, breaking streak of 21 consecutive starts since 2009 freshman season ... Did not play vs. UTC due to injury ... Against Georgia, had one solo tackle with a QB hurry ... Played vs. Alabama but did not have a tackle ... In SEC Championship Game vs. South Carolina, finished with third-most tackles with six and had an interception which halted a Gamecocks' scoring threat at the AU 24-yard line ... Against Oregon in BCS National Championship Game, tallied one solo tackle.

2009 — *Ranked T-39th in SEC in tackles per game, 5.4 tpg* ... Started all 13 games ... Totaled 70 tackles with 2.5 TFLs and one fumble recovery ... Started at safety in season opener vs. Louisiana Tech ... Recorded AU's only interception of the game, making a leaping grab at the AU 2-yard line to halt a Tech scoring threat ... Had three assisted tackles and two QB hurries in SEC opener vs. Mississippi State ... Totaled four solo tackles vs. West Virginia ... Led Tigers with seven tackles vs. Ball State ... Also registered half a sack (minus 12 yards) and 1.5 TFL's (minus 14 yards) vs. Ball State ... Tied career high with seven tackles against Tennessee ... Six of his seven stops vs. the Vols were solo ... Had six tackles, with five solo, against Arkansas ... Against Kentucky, Set season-high with eight tackles with six solo stops ... Had a QB hurry to go with four assisted tackles vs. LSU ... Against Ole Miss, tied for team lead with nine tackles ... Also recovered a fumble and broke up one pass vs. Rebels ... In limited action vs. Furman, totaled two tackles, both solo ... Finished with three tackles vs. Georgia ... Finished with seven tackles, five solo, including a TFL (minus 5 yards) vs. Alabama ... In Outback Bowl vs. Northwestern, recorded seven tackles, including six solo stops, with one pass break-up.

HIGH SCHOOL — High School Coach: Scott Samsel ... Collected 90 tackles and four interceptions and had nearly 900 yards of total offense as a senior ... Named to the MHSAA All-Region 1 Class 5A team ... Selected for the *Commercial Appeal* Shelby Metro All-Suburban team ... Named the BankPlus Player of the Week by the DeSoto Times following a 49-22 victory over Horn Lake in which he had 107 total yards and three touchdowns, 10 tackles and an interception.

PERSONAL — Born Nov. 27, 1990 ... Son of Michael and Weslynn Bates ... Major: Psychology.

BATES' CAREER DEFENSIVE STATS

YEAR	G/GS	TT	UT	AT	TFL-YDS	QBS-YDS	FF/FR	PD	I/YDS
2009	13/13	70	46	24	2.5-19	0.5-12	0/1	4	1/0
2010	12/9	48	31	17	1.0-1	0.0-0	2/0	0	1/0
2011	12/12	96	54	42	7.0-25	2.5-15	0/1	3	0/0
Totals	37/34	214	131	83	10.5-45	3.0-27	2/2	7	2/0

BATES' CAREER GAME HIGH STATS

	No.	Opponent	Date
Tackles	12	3x (last vs. Samford)	11/19/11
Tackles for Loss	1.5	3x (last vs. Samford)	11/19/11
Sacks	1.0	South Carolina	10/1/11

BATES' GAME-BY-GAME DEFENSIVE STATS

DATE	OPPONENT	TT	UT	AT	PD	INT-YDS
9/5/09	* LOUISIANA TECH	3	1	2	1	1-0
9/12/09	* MISSISSIPPI STATE	3	0	3	0	0-0
9/19/09	* WEST VIRGINIA	4	4	0	0	0-0
9/26/09	* BALL STATE	7	5	2	1	0-0
10/3/09	* at Tennessee	7	6	1	0	0-0
10/10/09	* at Arkansas	6	5	1	0	0-0
10/17/09	* KENTUCKY	8	6	2	0	0-0
10/24/09	* at LSU	4	0	4	0	0-0
10/31/09	* OLE MISS	9	5	4	1	0-0
11/7/09	* FURMAN	2	2	0	0	0-0
11/14/09	* at Georgia	3	1	2	0	0-0
11/27/09	* ALABAMA	7	5	2	0	0-0
11/10/10	* Northwestern (Outback)	7	6	1	1	0-0

DATE	OPPONENT	TT	UT	AT	PD	INT-YDS
9/4/10	* ARKANSAS STATE	10	7	3	0	0-0
9/9/10	* at Mississippi State	3	3	0	0	0-0
9/18/10	* CLEMSON	5	3	2	0	0-0
9/25/10	* SOUTH CAROLINA	5	3	2	0	0-0
10/2/10	* LOUISIANA-MONROE	1	0	1	0	0-0
10/9/10	* at Kentucky	8	6	2	0	0-0
10/16/10	* ARKANSAS	3	2	1	0	0-0
10/23/10	* LSU	5	2	3	0	0-0
10/30/10	at Ole Miss			DID NOT PLAY		
11/6/10	CHATTANOOGA			DID NOT PLAY		
11/13/10	* GEORGIA	1	1	0	0	0-0
11/26/10	at Alabama	0	0	0	0	0-0
12/4/10	South Carolina (SECCG)	6	3	3	0	1-0
1/10/11	Oregon (BCSNCG)	1	1	0	0	0-0

DATE	OPPONENT	TT	UT	AT	PD	INT-YDS
9/3/11	* UTAH STATE	7	4	3	0	0-0
9/10/11	* MISSISSIPPI STATE	12	4	8	0	0-0
9/17/11	* at Clemson	10	6	4	0	0-0
9/24/11	* FLORIDA ATLANTIC	4	0	4	2	0-0
10/1/11	* at South Carolina	5	5	0	0	0-0
10/8/11	* at Arkansas	7	4	3	0	0-0
10/15/11	* FLORIDA	4	3	1	1	0-0
10/22/11	* at LSU	9	1	8	1	0-0
10/29/11	* OLE MISS	4	1	3	0	0-0
11/12/11	* at Georgia	12	8	4	0	0-0
11/19/11	* SAMFORD	12	8	4	1	0-0
11/26/11	* ALABAMA	10	6	4	0	0-0



T'SHARVAN #22 BELL DB

6-0 • 182 • Jr. • 2L
Kissimmee, Fla. (Osceola)
Management

2011 — Will miss the remainder of the season with a knee injury suffered at Georgia ... Started the first 10 games of the season prior to injury ... Had posted 35 solo tackles ... Recorded four tackles against Utah State ... All four stops were solos ... Totaled eight tackles against Mississippi State ... Six of the tackles were solo stops ... Posted eight tackles (seven solo) with one break-up against Clemson ... Posted five solo stops and two breakups



Player Bios



against FAU ... Also forced a fumble ... Talled one tackle for loss and a breakup against USC ... Two tackles and a breakup in loss to Arkansas ... Intercepted the first UF pass of the game for his first pick of the season ... Added four tackles in the win over the Gators ... It was Bell's first interception since the 2010 SEC Championship game against South Carolina, a pick that he returned 10 yards for a TD ... Four tackles and two pass breakups at LSU ... Totaled four tackles with one sack and one interception vs. Ole Miss ... Sack vs. Rebels was second of his career and first since the 2010 Iron Bowl ... Five tackles at Georgia.

2009 — Appeared in 13 games ... Recorded one solo tackle in season opener vs. Louisiana Tech ... Recorded first career INT vs. Mississippi State ... Had one solo stop vs. West Virginia ... Notched first TFL (0.5) vs. Arkansas for minus 2 yards ... Also had season best two tackles vs. Razorbacks ... Matched season best with two tackles vs. Georgia ... In Outback Bowl vs. Northwestern, registered season-high with a pair of interceptions including one pass picked off in the end zone ... Did not have a tackle vs. Northwestern.

2008 — Redshirted.

HIGH SCHOOL — High School Coach: Jeff Rolson ... Passed for 930 yards and 10 touchdowns as a senior ... Carried 47 times for 606 yards (12.9 average) and seven touchdowns ... Recorded 17 total touchdowns along with seven interceptions defensively, including two for touchdowns ... Class 5A first team all-state, all-Central Florida and all-Oceola County selection as a senior ... Orlando Touchdown Club Offensive Player of the Week (Nov. 12) ... As a junior, scored eight times on offense and had eight interceptions on defense ... Ranked No. 26 nationally among safeties by Scout.com ... Ranked No. 30 nationally among athletes by Rivals.com ... The No. 31-ranked defensive back nationally and the No. 23-ranked prospect from Florida in the *SuperPrep* Florida 111 ... Ranked as the No. 24 prospect in the state of Florida by the *Orlando Sentinel*.

PERSONAL — Born Sept. 22, 1989 ... Son of Bertia Williams and Earl Bell ... Major: Management.

BELL'S CAREER DEFENSIVE STATS

YEAR	G/GS	TT	UT	AT	TFL-YDS	QBS-YDS	FF/FR	PD	I/YDS
2009	13/0	9	7	2	0.5-2	0.0-0	0/0	3	3-3
2010	11/3	38	29	9	3.5-7	1.0-4	0/1	4	1-10
2011	10/10	45	35	10	2.0-5	1.0-4	1/0	7	2-41
Totals	34/13	92	71	21	6.0-14	2.0-8	1/1	14	6-54

BELL'S CAREER GAME HIGH STATS


	No.	Opponent	Date
Tackles	9	South Carolina (SECCG)	12/4/10
Interceptions	2	Northwestern	1/1/10
Sacks	1.0	2x (last vs. Ole Miss)	10/29/11

BELL'S GAME-BY-GAME DEFENSIVE STATS

DATE	OPPONENT	TT	UT	AT	PD	INT-YDS
9/5/09	LOUISIANA TECH	1	1	0	0	0-0
9/12/09	MISSISSIPPI STATE	1	1	0	1	1-0
9/19/09	WEST VIRGINIA	1	1	0	0	0-0
9/26/09	BALL STATE	1	1	0	0	0-0
10/3/09	at Tennessee	0	0	0	0	0-0
10/10/09	at Arkansas	2	1	1	0	0-0
10/17/09	KENTUCKY	0	0	0	0	0-0
10/24/09	at LSU	0	0	0	0	0-0
10/31/09	OLE MISS	0	0	0	0	0-0
11/7/09	FURMAN	0	0	0	0	0-0
11/14/09	at Georgia	2	2	0	0	0-0
11/27/09	ALABAMA	1	0	1	0	0-0
1/1/10	Northwestern (Outback)	0	0	0	2	2-0

DATE	OPPONENT	TT	UT	AT	PD	INT-YDS
9/4/10	ARKANSAS STATE	2	0	2	1	0-0
9/9/10	at Mississippi State	0	0	0	0	0-0
9/18/10	CLEMSON	3	2	1	0	0-0
9/25/10	SOUTH CAROLINA	2	0	2	0	0-0
10/2/10	* LOUISIANA-MONROE	5	4	1	1	0-0
10/9/10	* at Kentucky	6	6	0	0	0-0
10/16/10	ARKANSAS	0	0	0	0	0-0
10/23/10	LSU					DID NOT PLAY
10/30/10	at Ole Miss					DID NOT PLAY
11/6/10	CHATTANOOGA					DID NOT PLAY
11/13/10	GEORGIA	3	3	0	0	0-0
11/26/10	at Alabama	3	3	0	2	0-0
12/4/10	* South Carolina (SECCG)	9	6	3	0	1-10
1/10/11	* Oregon (BCSNCG)	5	5	0	0	0-0

DATE	OPPONENT	TT	UT	AT	PD	INT-YDS
9/3/11	* UTAH STATE	4	4	0	0	0-0
9/10/11	* MISSISSIPPI STATE	8	6	2	0	0-0
9/17/11	* at Clemson	8	7	1	1	0-0
9/24/11	* FLORIDA ATLANTIC	5	5	0	2	0-0
10/1/11	* at South Carolina	1	1	0	1	0-0
10/8/11	* at Arkansas	2	1	1	1	0-0
10/15/11	* FLORIDA	4	3	1	0	1-0
10/22/11	* at LSU	4	3	1	2	0-0
10/29/11	* OLE MISS	4	3	1	0	1-41
11/12/11	* at Georgia	5	4	1	0	0-0
11/19/11	SAMFORD					DID NOT PLAY
11/26/11	ALABAMA					DID NOT PLAY



DEANGELO

#3

BENTON

WR

6-2 • 203 • Jr. • 2L
Bastrop, La. (Bastrop)
Public Administration

2011 — Appeared in 12 games with two starts ... Seven catches for 156 yards and one TD ... Made his first grab of the year against Clemson ... Catch went for 41 yards and was the longest of his career ... Targeted in FAU game, but did not record a reception ... Made a key reception for 15 yards on the game-winning drive in the fourth quarter ... One catch for 5 yards at Arkansas ... Scored his first career touchdown on a 25-yard jump ball from Barrett Trotter that gave Auburn a 7-0 lead over Florida ... Finished the game with two catches for 33 yards ... Also made his first career start in the win over the Gators ... Two receptions was the most for Benton since catching six balls for 88 yards against Furman in 2009 ... Had two catches for 42 yards at LSU.

2010 — Appeared in nine games, primarily on special teams ... Saw playing time in season opener vs. Arkansas State, but did not record a catch ... Did not play in SEC opener at Mississippi State ... Played but did not have a reception vs. Clemson ... Saw limited snaps vs. South Carolina ... Against ULM, caught first pass of season with a 15-yard grab ... Against UK, saw playing time but left game due to injury ... Missed four games due to injury ... Returned from injury vs. Georgia and saw limited snaps ... Played vs. Alabama primarily on special teams ... Saw playing time vs. South Carolina in SEC Championship game on special teams ... Played on special teams vs. Oregon in BCS National Championship Game.

2009 — Appeared in 12 games ... Saw playing time, but did not record a catch in season opener vs. Louisiana Tech and SEC opener vs. Mississippi State ... Recorded first catch vs. Furman ... Totaled six grabs for 88 yards with a long catch of 26 yards vs. Furman ... Played, but did not have a catch vs. Alabama or Northwestern in Outback Bowl.

HIGH SCHOOL — High School Coach: Brad Bradshaw ... Honored as the 2006 Class 4A MVP after hauling in 40 catches for 947 yards and 15 touchdowns in leading Bastrop to its second straight state title ... Averaged 23.6 yards per catch his senior season ... Named a high school All-American by *Parade Magazine* and *SuperPrep* in 2006 ... Caught 41 passes for 869 yards and 11 touchdowns as a junior in 2005 ... Earned 4A all-state honors as a junior ... Named to the Rivals.com Rivals100, Scout.com Hot 100 and ESPN.com 150 ... Ranked as the nation's seventh-best wide receiver by Rivals.com and Scout.com, and the third-best prospect from Louisiana by Rivals.com ... Member of the *Baton Rouge Advocate* Super Dozen, *New Orleans Times Picayune's* Blue-Chip List and *Atlanta Journal-Constitution* Super Southern 100 following senior season.

PERSONAL — Born Nov. 17, 1987 ... Major: Public Administration.

BENTON'S CAREER RECEIVING STATS

YEAR	G/GS	NO	YDS	AVG	TD	LPI/OPPONENT
2009	12/0	6	88	14.7	0	26/Furman
2010	9/0	1	15	15.0	0	15/ULM
2011	12/2	7	136	19.4	1	41/Clemson
Totals	33/2	14	239	17.1	1	41/Clemson



Player Bios



BENTON'S GAME-BY-GAME RECEIVING STATS

DATE	OPPONENT	REC	YDS	AVG	TD	TD REC
9/5/09	LOUISIANA TECH	0	0	0.0	0	--
9/12/09	MISSISSIPPI STATE	0	0	0.0	0	--
9/19/09	WEST VIRGINIA	0	0	0.0	0	--
9/26/09	BALL STATE	0	0	0.0	0	--
10/3/09	at Tennessee	DID NOT PLAY				
10/10/09	at Arkansas	0	0	0.0	0	--
10/17/09	KENTUCKY	0	0	0.0	0	--
10/24/09	at LSU	0	0	0.0	0	--
10/31/09	OLE MISS	0	0	0.0	0	--
11/7/09	FURMAN	6	88	14.7	0	--
11/14/09	at Georgia	0	0	0.0	0	--
11/27/09	ALABAMA	0	0	0.0	0	--
1/1/10	Northwestern (Outback)	0	0	0.0	0	--

DATE	OPPONENT	REC	YDS	AVG	TD	TD REC
9/4/10	ARKANSAS STATE	0	0	0.0	0	--
9/9/10	at Mississippi State	DID NOT PLAY				
9/18/10	CLEMSON	0	0	0.0	0	--
9/25/10	SOUTH CAROLINA	0	0	0.0	0	--
10/2/10	LOUISIANA-MONROE	1	15	15.0	0	--
10/9/10	at Kentucky	0	0	0.0	0	--
10/16/10	ARKANSAS	DID NOT PLAY				
10/23/10	LSU	DID NOT PLAY				
10/30/10	at Ole Miss	DID NOT PLAY				
11/6/10	CHATTANOOGA	DID NOT PLAY				
11/13/10	GEORGIA	0	0	0.0	0	--
11/26/10	at Alabama	0	0	0.0	0	--
12/4/10	South Carolina (SECCG)	0	0	0.0	0	--
1/10/11	Oregon (BCSNCG)	0	0	0.0	0	--

DATE	OPPONENT	REC	YDS	AVG	TD	TD REC
9/3/11	UTAH STATE	0	0	0.0	0	--
9/10/11	MISSISSIPPI STATE	0	0	0.0	0	--
9/17/11	at Clemson	1	41	41.0	0	--
9/24/11	FLORIDA ATLANTIC	0	0	0.0	0	--
10/1/11	at South Carolina	1	15	15.0	0	--
10/8/11	at Arkansas	1	5	5.0	0	--
10/15/11	* FLORIDA	2	33	16.5	1	25
10/22/11	* at LSU	2	42	21.0	0	--
10/29/11	OLE MISS	0	0	0.0	0	--
11/12/11	at Georgia	0	0	0.0	0	--
11/19/11	SAMFORD	0	0	0.0	0	--
11/26/11	ALABAMA	0	0	0.0	0	--

on the Red Lion basketball team.

PERSONAL — Born Nov. 14, 1992 ... Sister Dalila Newman is guardian ... Major: Undecided.

BLACKSON'S CAREER DEFENSIVE STATS

YEAR	G/GS	TT	UT	AT	TFL-YDS	QBS-YDS	FF/FR	PD	I/YDS
2011	12/0	6	2	4	1.5-3	0.0-0	0/0	0	0-0

BLACKSON'S CAREER GAME HIGH STATS

	No.	Opponent	Date
Tackles	3	Utah State	9/3/11
TFL	1.0	at Clemson	9/17/11

BLACKSON'S GAME-BY-GAME DEFENSIVE STATS

DATE	OPPONENT	TT	UT	AT	TFL-YDS	QBS-YDS
9/3/11	UTAH STATE	1	2	3	0.5-0	0.0-0
9/10/11	MISSISSIPPI STATE	0	0	0	0.0-0	0.0-0
9/17/11	at Clemson	1	1	0	1.0-3	0.0-0
9/24/11	FLORIDA ATLANTIC	0	0	0	0.0-0	0.0-0
10/1/11	at South Carolina	0	0	0	0.0-0	0.0-0
10/8/11	at Arkansas	0	0	0	0.0-0	0.0-0
10/15/11	FLORIDA	0	0	0	0.0-0	0.0-0
10/22/11	at LSU	1	0	1	0.0-0	0.0-0
10/29/11	OLE MISS	0	0	0	0.0-0	0.0-0
11/12/11	at Georgia	0	0	0	0.0-0	0.0-0
11/19/11	SAMFORD	1	0	1	0.0-0	0.0-0
11/26/11	ALABAMA	0	0	0	0.0-0	0.0-0



EMORY

#80

BLAKE

WR

6-2 • 197 • Jr. • 2L
Austin, Texas (Stephen F. Austin)
Liberal Arts

CAREER — Set AU record for longest play from scrimmage along with QB Cam Newton on a 94-yard catch and run for a TD vs. ULM (10/2/10) ... Three 100-yard receiving games in his career ... Broke the 1,000-yard career receiving barrier with 74 yards against Ole Miss ... He is the 24th player in school history to accomplish the feat ... Currently ranks 20th in Auburn history with 1,125 yards receiving ... Ranks eighth place all-time with 13 receiving touchdowns.

2011 — *SEC Coaches Pre-Season Second Team ... Biletnikoff Award Watch List ... Phil Steele Midseason All-SEC Third Team* ... Appeared in 10 games with seven starts ... Ranks ninth in the SEC in receiving yards per game (50.5) ... Tied for fifth in the SEC with five receiving touchdowns ... With his TD against FAU, Blake had a TD reception in seven straight games dating back to 2010 ... Second longest streak in Auburn history (8, Terry Beasley, 1971) ... Led Auburn with 95 receiving yards on three receptions with one touchdown in the opener against Utah State ... Had a long reception of 56 yards ... Set career highs with seven receptions and 108 receiving yards against Mississippi State ... Scored on a 46-yard pass from Barrett Trotter ... Hauled in a 36-yard touchdown on his lone catch against Clemson ... Grabbed five balls for 78 yards and a score against FAU ... Three receptions for 16 yards at South Carolina ... Did not play at Arkansas and at LSU ... Saw limited duty against Florida ... Grabbed six balls for 101 yards in loss at Georgia ... 11 catches for 172 yards and one TD against Ole Miss and Georgia after seeing two snaps in previous three games (Arkansas, Florida, LSU) due to injury ... Started against Samford, but did not record a reception ... Did not record a reception against Alabama.

2010 — Played in 14 games with six starts ... Led team in TD receptions (8) ... Shared longest pass play in SEC with QB Cam Newton (94 yds vs. ULM) ... Third on team in receptions (33) and yards (554) ... In SEC opener vs. Mississippi State, took pass from Newton 39-yards for first-career TD which gave AU a 7-0 first-quarter lead ... Finished game vs. MSU with two receptions with a game-high 39 yards ... Started vs. Clemson but did not have a reception ... Against South Carolina, had season-high three catches for 33 yards including a 12-yard TD catch-and-run in 4th quarter ... Against ULM, started and posted career-high 101 yards receiving on two catches including an AU record 94-yard TD



ANGELO

#98

BLACKSON

DL

6-4 • 325 • Fr. • HS
Bear, Delaware (Red Lion Christian)
Undecided

2011 — Appeared in 12 games ... Posted three tackles in the opener with Utah State ... Also tallied half a tackle for loss ... Saw playing time, but did not record a tackle against Mississippi State ... Posted a tackle for loss of three yards against Clemson ... Saw playing time against FAU, at South Carolina and at Arkansas ... Saw action in win over Florida ... One tackle at LSU ... Saw playing time against Ole Miss and Georgia ... Had one tackle against Samford ... Saw snaps against Alabama.

HIGH SCHOOL — Listed as the nation's No. 14 defensive tackle by ESPN.com/Scouts Inc. ... Rated as the No. 24 defensive tackle in the nation, the No. 2 recruit in Delaware and the No. 239 player overall nationally by 247Sports ... Ranked No. 29 nationally among defensive tackles by Scout.com ... Named the nation's No. 31 defensive tackle and the No. 2 player from the state of Delaware by Rivals.com ... Named to the All-East Region team by PrepStar ... Selected to play in the National Underclassmen Combine All-World Gridiron Classic following his senior season ... During his senior season, had 40 tackles including three sacks, three forced fumbles, two pass deflections and a fumble recovery in just seven games ... As a junior, collected 56 tackles, including 11 tackles for loss and seven sacks ... Also punted 40 times for a 36.1-yard average with a long of 52 yards ... Also played



Player Bios



catch and run ... Started and made two catches for 28 yards and one TD vs. Arkansas ... TD came on 15-yard pass from Cam Newton that gave AU 44-43 lead in fourth quarter ... Against Ole Miss, set career high with six catches ... Totaled 88 yards receiving with a long grab of 28 yards ... Against UTC, hauled in three passes for 45 yards including a 20-yard TD reception ... Against Georgia, led Tigers with 64 receiving yards and tied for team-high with three catches ... Had long catch of 26 yards ... Against Alabama, had team-high three catches totaling 39 yards with a 36-yard TD grab ... The scoring catch was AU's first of game and came with 5:08 left in the second quarter ... In SEC Championship Game vs. South Carolina, caught five passes for 63 yards with one touchdown ... TD catch came on 7-yard pass from Cam Newton that gave AU 49-14 lead in fourth quarter ... Against Oregon in BCS National Championship Game, tied for team high with 54 receiving yards on four catches including a 30-yard TD catch that gave AU 16-11 lead in second quarter ... In last six games, averaged four receptions and 58.8 yards per game with four TD's ... With a TD catch in last three games of season is first AU player to accomplish the feat since Ben Obomanu in 2004

2009 — Appeared in 11 games with one start ... Had a catch in four consecutive games to end the season ... Saw playing time, but did not have a reception in season opener vs. Louisiana Tech ... Notched first career reception vs. LSU, a 16-yard grab ... Hauled in five passes for 32 yards vs. Furman ... Had one reception for 8 yards vs. Georgia ... Grabbed one pass for 7 yards vs. Alabama ... Had a 3-yard catch vs. Northwestern in Outback Bowl.

HIGH SCHOOL — High School Coach: Rodney Vincent ... As a senior, caught 64 passes for 936 yards and nine touchdowns, while rushing for 643 yards and four scores on 74 carries ... Named the 2008 District 25-5A Offensive MVP ... Had 22 grabs for 412 yards and five scores in just six games as a junior, while also carrying 38 times for 289 yards and two TDs ... Caught 28 passes for 525 yards and four touchdowns as a sophomore ... Ranked 42nd nationally among wide receivers ends and 39th on the Texas Postseason Top 100 by Rivals.com ... Listed as the nation's No. 72 wide receiver by ESPN.com/Scouts, Inc. ... Named to the *Orlando Sentinel's* 2008 All-Southern football team ... Selected to the All-Midlands Region team by *PrepStar*.

PERSONAL — Born July 18, 1991 ... Son of Jeff and Lewanna Blake ... Father was an NFL quarterback for 14 years ... Major: Liberal Arts.

BLAKE'S CAREER RECEIVING STATS

YEAR	G/GS	NO	YDS	AVG	TD	LP/OPPONENT
2009	11/1	9	66	7.3	0	16/LSU
2010	14/6	33	554	16.8	8	94/U LM
2011	10/7	30	505	16.8	5	56/USU
Totals	35/14	72	1125	15.6	13	94/U LM

BLAKE'S CAREER GAME HIGH STATS

	No.	Opponent	Date
Receptions	7	Mississippi State	9/10/11
Receiving Yards	108	Mississippi State	9/10/11
TDs	1	13x (last vs. Ole Miss)	10/29/11

BLAKE'S GAME-BY-GAME RECEIVING STATS

DATE	OPPONENT	REC	YDS	AVG	TD	TD REC
9/5/09	LOUISIANA TECH	0	0	0.0	0	--
9/12/09	MISSISSIPPI STATE					DID NOT PLAY
9/19/09	WEST VIRGINIA					DID NOT PLAY
9/26/09	BALL STATE	0	0	0.0	0	--
10/3/09	at Tennessee	0	0	0.0	0	--
10/10/09	at Arkansas	0	0	0.0	0	--
10/17/09	KENTUCKY	0	0	0.0	0	--
10/24/09	at LSU	1	16	16.0	0	--
10/31/09	OLE MISS	0	0	0.0	0	--
11/7/09	FURMAN	5	32	7.8	0	--
11/14/09	at Georgia	1	8	8.0	0	--
11/27/09	ALABAMA	1	7	7.0	0	--
1/1/10	Northwestern (Outback)	1	3	3.0	0	--

DATE	OPPONENT	REC	YDS	AVG	TD	TD REC
9/4/10	ARKANSAS STATE	0	0	0.0	0	--
9/9/10	* at Mississippi State	2	39	19.5	1	39
9/18/10	* CLEMSON	0	0	0.0	0	--
9/25/10	SOUTH CAROLINA	3	33	11.0	1	12
10/2/10	LOUISIANA-MONROE	2	101	50.5	1	94
10/9/10	at Kentucky	0	0	0.0	0	--
10/16/10	* ARKANSAS	2	28	19.0	1	15
10/23/10	LSU	0	0	0.0	0	--
10/30/10	* at Ole Miss	6	88	14.7	0	--
11/6/10	* CHATTANOOGA	3	45	15.0	1	20
11/13/10	GEORGIA	3	64	21.3	0	--
11/26/10	at Alabama	3	39	13.0	1	36
12/4/10	South Carolina (SECCG)	5	63	12.6	1	7
1/10/11	Oregon (BCSNCG)	4	54	13.5	1	30

DATE	OPPONENT	REC	YDS	AVG	TD	TD REC
9/3/11	UTAH STATE	3	95	31.7	1	56
9/10/11	* MISSISSIPPI STATE	7	108	15.4	1	46
9/17/11	* at Clemson	1	36	36.0	1	36
9/24/11	* Florida Atlantic	5	78	15.6	1	10
10/1/11	at South Carolina	3	16	5.3	0	--
10/8/11	at Arkansas					DID NOT PLAY
10/15/11	FLORIDA	0	0	0.0	0	--
10/22/11	at LSU					DID NOT PLAY
10/29/11	* OLE MISS	5	71	14.2	1	25
11/12/11	* at Georgia	6	101	16.8	0	--
11/19/11	* SAMFORD	0	0	0.0	0	--
11/26/11	* ALABAMA	0	0	0.0	0	--



MIKE #22
BLAKELY RB

5-9 • 206 • Fr. • TR
Bradenton, Fla. (Manatee)
Undecided

2011 — Redshirting the season to satisfy NCAA transfer rules.

HIGH SCHOOL — High school coach: Joe Kinnan ... A four-star prospect rated the No. 6 running back in the nation and the No. 10 overall prospect in the state of Florida and No. 40 in the country according to Rivals.com... Also rated No. 74 in the ESPNU 150 class... Finished his junior season with 1,400 yards rushing and 227 yards on kick and punt returns with a total of 23 touchdowns... Added another 1,000-yard season as a senior, with 19 touchdowns on the ground... Was a first-team all-state running back in 2009... Participated in the U.S. Army All-American Bowl in 2011.

PERSONAL — Born February 28, 1992 ... Son of Karen and Tom Peacock ... Major: Undecided.



JOEL #91
BONOMOLO DE

6-2 • 240 • Jr. • RS
Metairie, La. (Fullerton CC/Archbishop Rummel HS)
Philosophy

2011 — Played in five games this season ... Saw first action of the season against Florida Atlantic ... Recorded one tackle on special teams ... Saw snaps on special teams against South Carolina, Arkansas and Florida ... Did not play at LSU or against Ole Miss ... Saw action against Georgia, Samford and Alabama.

2010 — SEC Academic Honor Roll ... Did not play due to injury.

JUNIOR COLLEGE — Junior College Coach: Tim Byrnes ... Ranked No. 29 on the 2010 Rivals.com Junior College Top 50 ... Listed at No. 40 in the SuperPrep Juco 100



Player Bios



... As a freshman in 2008, had 41 tackles (24 solo), 17 tackles for loss and 9.5 sacks ... Was a second-team All-National Southern Conference selection ... Played in just five games as a sophomore, totaling 13 tackles including five tackles for loss and three sacks.

HIGH SCHOOL — High School Coach: Jay Roth ... As a senior, named honorable mention All-State, All-District MVP and All-Metro after recording 17 sacks ... Also an All-District selection as a junior ... Received team's Ironman award for weightlifting.

PERSONAL — Born July 23, 1988 ... Son of David and Nancy Bonomolo ... Major: Philosophy.



**QUAN
BRAY**

**#4
WR**

5-10 • 185 • Fr. • HS
LaGrange, Ga. (Troup County)
Undecided

2011 — Appeared in 12 games with two starts ... One of 21 players to make their debut for Auburn against Utah State ... Returned a pair of kicks for 55 yards in his first collegiate game ... Long return of 33 yards ... Saw time on the kick-off return team against Mississippi State ... Saw action on kick off return team against Clemson ... Also rushed one time for 8 yards ... Rushed four times with a net of -6 yards and grabbed one pass for no gain against Florida Atlantic ... Made his punt return debut against South Carolina ... Totaled 26 yards on three returns, including a season-high punt return for Auburn of 16 yards ... Also had one reception for six yards ... Returned three punts for 12 yards and grabbed one catch for three yards at Arkansas ... Made his first career start at Florida ... One punt return for 10 yards against the Gators ... Had two receptions for 22 yard and rushed one time for eight yards at LSU ... Also returned 2 punts for a net of 2 yards in the loss ... One reception for 11 yards and one rush for 4 yards against Ole Miss ... One reception for 10 yards and one kickoff return for 14 yards in los at Georgia ... Totaled 65 all-purpose yards against Samford ... His 24-yard punt return in the second quarter was the longest of his career and the longest by an Auburn player since 2008 when Robert Dunn had a 66-yard return for touchdown against Louisiana-Monroe ... Career-high five receptions against Alabama ... Had nine receptions entering the Iron Bowl, but increased his total by five catches to 14 ... Finished with 22 yards receiving ... Also totaled 39 yards on two kickoff returns.

HIGH SCHOOL — Listed as the nation's No. 5 athlete by ESPN.com/Scouts Inc. and the No. 40 player overall on the ESPNU 150 ... Named the nation's No. 5 all-purpose back, the No. 8 player from the state of Georgia and the No. 109 player nationally by Rivals.com ... Rated as the No. 6 athlete in the nation, the No. 8 recruit in Georgia and the No. 76 player overall nationally by 247Sports ... Ranked No. 18 nationally among running backs by Scout.com ... Named to the *PrepStar* Dream Team as the No. 106-ranked player in the nation ... Named a *SuperPrep* All-American, and the nation's No. 16 running back and the No. 10 recruit from Georgia by *SuperPrep* ... Selected to play in the 2011 Under Armour All-America game following his senior season ... Ranked No. 18 on the *Atlanta Journal Constitution's* Fab 50 ... Ranked No. 45 in the *Mobile Press-Register's* Super Southeast 120 ... Rushed for 1,300 yards and added another 300 receiving as a senior ... Accounted for 2,128 yards and 28 TDs of offense as a junior.

PERSONAL — Born April 28, 1993 ... Son of Jeff Jones and Tonya Bray ... Cousin of former Auburn defensive back Jason Bray (1995-98) ... Major: Undecided.

BRAY'S CAREER RECEIVING STATS

YEAR	G/GS	NO	YDS	AVG	TD	LP/OPPONENT
2011	12/2	14	81	5.8	0	14/LSU

BRAY'S CAREER KICK RETURN STATS

YEAR	G/GS	NO	YDS	AVG	TD	LP/OPPONENT
2011	12/2	8	168	21.0	0	33/Utah State

BRAY'S CAREER PUNT RETURN STATS

YEAR	G/GS	NO	YDS	AVG	TD	LP/OPPONENT
2011	12/2	12	96	8.0	0	24/Samford

BRAY'S CAREER RUSHING STATS

YEAR	G/GS	NO	YDS	AVG	TD	LP/OPPONENT
2011	12/2	8	16	2.0	0	8/Clemson and LSU

BRAY'S GAME-BY-GAME RECEIVING STATS

DATE	OPPONENT	REC	YDS	AVG	TD	TD REC
9/3/11	UTAH STATE	0	0	0.0	0	--
9/10/11	MISSISSIPPI STATE	0	0	0.0	0	--
9/17/11	at Clemson	0	0	0.0	0	--
9/24/11	FLORIDA ATLANTIC	1	0	0.0	0	--
10/1/11	at South Carolina	1	6	6.0	0	--
10/8/11	at Arkansas	1	3	3.0	0	--
10/15/11	* FLORIDA	0	0	0.0	0	--
10/22/11	at LSU	2	22	11.0	0	--
10/29/11	OLE MISS	1	11	11.0	0	--
11/12/11	at Georgia	1	10	10.0	0	--
11/19/11	SAMFORD	2	7	3.5	0	--
11/26/11	* ALABAMA	5	22	4.4	0	--

BRAY'S GAME-BY-GAME RUSHING STATS

DATE	OPPONENT	ATT	YDS	Avg.	TD	TD Runs
9/3/11	UTAH STATE	0	0	0.0	0	--
9/10/11	MISSISSIPPI STATE	0	0	0.0	0	--
9/17/11	at Clemson	1	8	8.0	0	--
9/24/11	Florida Atlantic	4	-6	-1.5	0	--
10/1/11	at South Carolina	0	0	0.0	0	--
10/8/11	at Arkansas	0	0	0.0	0	--
10/15/11	* FLORIDA	0	0	0.0	0	--
10/22/11	at LSU	1	8	8.0	0	--
10/29/11	OLE MISS	1	4	4.0	0	--
11/12/11	at Georgia	0	0	0.0	0	--
11/19/11	SAMFORD	1	2	2.0	0	--
11/26/11	* ALABAMA	1	-3	-3.0	0	--

BRAY'S GAME-BY-GAME PUNT RETURN STATS

DATE	OPPONENT	NO	YDS	AVG	TD	TD RET
9/3/11	UTAH STATE	0	0	0.0	0	--
9/10/11	MISSISSIPPI STATE	0	0	0.0	0	--
9/17/11	at Clemson	0	0	0.0	0	--
9/24/11	FLORIDA ATLANTIC	0	0	0.0	0	--
10/1/11	at South Carolina	3	26	8.7	0	--
10/8/11	at Arkansas	3	12	4.0	0	--
10/15/11	* FLORIDA	1	10	10.0	0	--
10/22/11	at LSU	2	2	1.0	0	--
10/29/11	OLE MISS	1	0	0.0	0	--
11/12/11	at Georgia	0	0	0.0	0	--
11/19/11	SAMFORD	2	37	18.5	0	--
11/26/11	* ALABAMA	0	0	0.0	0	--



**CHANDLER
BROOKS**

**#29
K**

6-1 • 173 • Sr. • 1L
Huntsville, Ala. (Grissom)
Wildlife Sciences

2011 — Awarded scholarship by coaching staff in August 2011 ... In his only appearance of the season, converted a pivotal on-side kick against Utah State to set the stage for the game-winning drive.

PRIOR TO AUBURN — Spent two years at East Mississippi Community College in Scooba, Miss. ... Junior college coach: Rodger Carr.

HIGH SCHOOL — Attended Virgil I. Grissom High School in Huntsville, Ala. ... Honored as an All-City kicker from 2004-06 ... All-Region as a senior in 2006 ... Also played soccer ... High school coach: Ronney Massey.

PERSONAL — Born October 15, 1988 ... Son of James and Angela Brooks ... Has five siblings ... Majoring in Wildlife Sciences.



Player Bios



SAM BROWN #87 WR

6-2 • 215 • Sr. • SQ
Birmingham, Ala. (Hewitt-Trussville)
Civil Engineering

2011 — Saw action first action of his career against Samford.
HIGH SCHOOL — High school coach was Hal Riddle.
PERSONAL — Born Aug. 19, 1990 ... Son of Kathy and Keith Brown ... Major: Civil Engineering.



BLAKE BURGESS #63 OL

6-2 • 281 • So. • 1L
Vestavia, Ala. (Vestavia Hills)
Theatre

2011 — Played in all 12 games, primarily on special teams ... Saw time both at guard and on special teams in the opener against Utah State ... Saw time on special teams against Mississippi State ... Played on special teams at Clemson ... Played an expanded role in Auburn's win over FAU as he saw extended time on the offensive line in an eligible number ... Saw snaps on special teams for eight straight games from South Carolina to Alabama.

2010 — SEC Academic Honor Roll ... Played in every game, primarily on special teams.

2009 — Redshirted.

HIGH SCHOOL — High School Coach: Buddy Anderson ... Was an All-State center as a senior in 2008 ... Received the "I Like to Practice Award".

PERSONAL — Born March 8, 1991 ... Son of Sheila Snoddy and Rick Burgess ... Father, Rick, is co-host of syndicated radio show Rick & Bubba ... Grandfather, Bill Burgess, played at Auburn, lettering at fullback in 1962, and later was the head coach for 12 seasons at Jacksonville State ... Major: Theatre.



QUINDARIUS CARR #9 WR

6-1 • 185 • Sr. • 3L
Huntsville, Ala. (Huntsville)
Graduate

2011 — Appeared in 12 games with nine starts Made the start in the opener against Utah State, the fourth of his career ... Did not record a reception ... Made his second-straight start of the season against Mississippi State ... Made his third consecutive start of 2011 against Clemson ... Made his first reception of the season ... One reception for five yards against FAU ... Posted one catch for seven yards at South Carolina ... Totaled 13 yards on one reception at Arkansas ... One grab for 42 yards in win over Florida ... Was his third career reception of more than 40 yards ... Saw his streak of five-straight games with a catch end at LSU ... Caught a 45-yard touchdown against Ole Miss ... His fourth career touchdown reception ... Saw snaps against Georgia ... Started against Samford and had two catches for 59 yards with a long catch of 30 ... Saw time against Alabama.

2010 — Appeared in 14 games with one start and three catches for 103 yards and two

TD's ... 9th in SEC in punt return average (5.7) ... Led all receivers with a career-best 87 yards in season opener vs. Arkansas State ... Hauled in two catches vs. ASU including a 48-yard TD grab ... The 48-yard catch was longest of career ... Also totaled 47 yards on five punt returns with a long of 18 yards ... Finished second on team with 134 all-purpose yards vs. ASU ... Played in SEC opener at Mississippi State but did not have a catch ... Totaled 11 yards on two punt returns vs. MSU ... Against Clemson, played but did not have a catch ... Returned two punts for 6 yards vs. Clemson ... Had one punt return for 10 yards vs. South Carolina ... Against ULM, only catch was a 16-yard TD grab in second quarter ... Returned three punts for 26 yards ... Saw playing time vs. Kentucky but did not have a catch nor have a punt return ... Against Arkansas, returned one punt for minus 5 yards and did not have a catch ... Played but did not have a catch or punt return vs. LSU ... Had just one punt return vs. Ole Miss, for a loss of 2 yards ... Against UTC, returned three punts for 23 yards with a long return of 12 yards ... Played vs. Georgia but did not have a punt return or reception ... Against Alabama, started at WR and had one punt return for minus 8 yards ... Played vs. South Carolina in SEC Championship Game but did not return a punt or have a reception ... Played vs. Oregon in BCS National Championship Game but did not have catch or punt return.

2009 — Appeared in 13 games with two starts, catching two passes for 78 yards ... Saw playing time but did not record a catch vs. Louisiana Tech and Mississippi State ... Recorded one 32-yard reception vs. Arkansas ... Made first career start vs. Alabama ... Against Northwestern in Outback Bowl, hauled in career-long pass of 46 yards for a score to give Tigers 21-7 lead in second quarter ... TD grab was first of career.

2008 — Played in every game, catching six passes for 63 yards with a long of 28 yards ... Hauled in first career reception, for 6 yards, in season opener vs. Louisiana-Monroe ... Had one catch for eight yards vs. Southern Miss ... Had one catch for 28 yards vs. Mississippi State ... Caught one pass for seven yards vs. West Virginia ... Had one 8-yard reception vs. Ole Miss ... Caught a 6-yard pass vs. UT Martin.

2007 — Redshirted

HIGH SCHOOL — High School Coach: Kevin Wieseman ... Named first-team Huntsville All-City and named Offensive Player of the Year for the city of Huntsville in 2006 ... Elected a team captain his senior season ... Ranked the No. 38 wide receiver in the nation and the No. 13 overall recruit in Alabama by Rivals.com ... Placed 139th among wide receivers by Espn.com ... Named Birmingham News All-State and ASWA all-state honorable mention in 2006 ... Huntsville Times Elite 11 recruit before his senior season.

PERSONAL — Born May 1, 1989 ... Son of Jovita and Kelvin Carr ... Graduated in December 2010 with a degree in criminology.

CARR'S CAREER RECEIVING STATS

YEAR	G/GS	NO	YDS	AVG	TD	LP/OPPONENT
2008	12/0	6	63	10.5	0	28/Mississippi State
2009	13/2	2	78	39.0	1	46/Northwestern
2010	14/1	3	103	34.3	2	48/Arkansas State
2011	12/9	8	173	21.6	1	45/Ole Miss
Totals	51/11	19	417	22.0	4	48/Arkansas State

CARR'S CAREER PUNT RETURN STATS

YEAR	G/GS	NO	YDS	AVG	TD	LP/OPPONENT
2010	14/0	19	108	5.7	0	18/Arkansas State

CARR'S GAME-BY-GAME RECEIVING STATS

DATE	OPPONENT	REC	YDS	AVG	TD	TD REC
8/30/08	LOUISIANA-MONROE	1	6	6.0	0	--
9/6/08	SOUTHERN MISS	1	8	8.0	0	--
9/13/08	at Mississippi State	1	28	28.0	0	--
9/20/08	LSU	0	0	0.0	0	--
9/27/08	TENNESSEE	0	0	0.0	0	--
10/4/08	at Vanderbilt	0	0	0.0	0	--
10/11/08	ARKANSAS	0	0	0.0	0	--
10/23/08	at West Virginia	1	7	7.0	0	--
11/1/08	at Ole Miss	1	8	8.0	0	--
11/8/08	TENNESSEE-MARTIN	1	6	6.0	0	--
11/15/08	GEORGIA	0	0	0.0	0	--
11/29/08	at Alabama	0	0	0.0	0	--



Player Bios



DATE	OPPONENT	REC	YDS	AVG	TD	TD REC
9/5/09	LOUISIANA TECH	0	0	0.0	0	--
9/12/09	MISSISSIPPI STATE	0	0	0.0	0	--
9/19/09	WEST VIRGINIA	0	0	0.0	0	--
9/26/09	BALL STATE	0	0	0.0	0	--
10/3/09	at Tennessee	0	0	0.0	0	--
10/10/09	at Arkansas	1	32	32.0	0	--
10/17/09	KENTUCKY	0	0	0.0	0	--
10/24/09	at LSU	0	0	0.0	0	--
10/31/09	OLE MISS	0	0	0.0	0	--
11/7/09	FURMAN	0	0	0.0	0	--
11/14/09	at Georgia	0	0	0.0	0	--
11/27/09	* ALABAMA	0	0	0.0	0	--
1/1/10	* Northwestern (Outback)	1	46	46.0	1	46

DATE	OPPONENT	REC	YDS	AVG	TD	TD REC
9/4/10	ARKANSAS STATE	2	87	43.5	1	48
9/9/10	at Mississippi State	0	0	0.0	0	--
9/18/10	CLEMSON	0	0	0.0	0	--
9/25/10	SOUTH CAROLINA	0	0	0.0	0	--
10/2/10	LOUISIANA-MONROE	1	16	16.0	1	16
10/9/10	at Kentucky	0	0	0.0	0	--
10/16/10	ARKANSAS	0	0	0.0	0	--
10/23/10	LSU	0	0	0.0	0	--
10/30/10	at Ole Miss	0	0	0.0	0	--
11/6/10	CHATTANOOGA	0	0	0.0	0	--
11/13/10	GEORGIA	0	0	0.0	0	--
11/26/10	* at Alabama	0	0	0.0	0	--
12/4/10	South Carolina (SECCG)	0	0	0.0	0	--
1/10/11	Oregon (BCSNCG)	0	0	0.0	0	--

DATE	OPPONENT	REC	YDS	AVG	TD	TD REC
9/3/11	* UTAH STATE	0	0	0.0	0	--
9/10/11	* MISSISSIPPI STATE	0	0	0.0	0	--
9/17/11	* at Clemson	1	2	2.0	0	--
9/24/11	* FLORIDA ATLANTIC	1	5	5.0	0	--
10/1/11	* at South Carolina	1	7	7.0	0	--
10/8/11	* at Arkansas	1	13	13.0	0	--
10/15/11	* FLORIDA	1	41	41.0	0	--
10/22/11	* at LSU	0	0	0.0	0	--
10/29/11	OLE MISS	1	45	45.0	1	45
11/12/11	at Georgia	0	0	0.0	0	--
11/19/11	* SAMFORD	2	59	29.5	0	--
11/26/11	ALABAMA	0	0	0.0	0	--

CARR'S GAME-BY-GAME PUNT RETURN STATS

DATE	OPPONENT	NO	YDS	AVG	TD	TD RET
9/4/10	ARKANSAS STATE	5	47	9.4	0	--
9/9/10	at Mississippi State	2	11	5.5	0	--
9/18/10	CLEMSON	2	6	3.0	0	--
9/25/10	SOUTH CAROLINA	1	10	10.0	0	--
10/2/10	LOUISIANA-MONROE	3	26	8.7	0	--
10/9/10	at Kentucky	0	0	0.0	0	--
10/16/10	ARKANSAS	1	-5	-5.0	0	--
10/23/10	LSU	0	0	0.0	0	--
10/30/10	at Ole Miss	1	-2	-2.0	0	--
11/6/10	CHATTANOOGA	3	23	7.7	0	--
11/13/10	GEORGIA	0	0	0.0	0	--
11/26/10	* at Alabama	1	-8	-8.0	0	--
12/4/10	South Carolina (SECCG)	0	0	0.0	0	--
1/10/11	Oregon (BCSNCG)	0	0	0.0	0	--



KENNETH CARTER

#92

DT

6-4 • 290 • So. • 1L
Greenville, Ala. (Greenville)
Undecided

2011 — Appeared in 12 games with nine starts ... Made his first career start in the opener with Utah State ... Tallied five stops, including three solo tackles ... Started against Mississippi State and made four tackles ... Two stops at Clemson ... Made fourth-straight start in win over FAU ... Totaled two tackles and was in on a TFL at South Carolina ... Also credited with a QB hurry ... One tackle at Arkansas ... One tackle and one QB hurry in win over Florida ... Tallied one stop at LSU ... Saw snaps against Ole Miss ... One tackle at Georgia ... One assisted tackle in Homecoming win over Samford ... Returned to the starting lineup against Alabama and posted three tackles ... He also recovered a fumble for a touchdown - the first defensive touchdown for Auburn in an Iron Bowl since Brad Ware's 34-yard interception return for a score in the 1996 game.

2010 — Appeared in eight games and totaled six tackles with six tackles ... Saw limited snaps in season opener vs. Arkansas State and totaled three tackles with a QB hurry ... Played in SEC opener at Mississippi State but did not record a tackle ... Did not play vs. Clemson ... Did not play vs. South Carolina ... Saw extended playing time vs. ULM, totaling two tackles with career-first TFL (1.0 for minus 5 yards) and fumble recovery ... Also had two QB hurries and totaled two solo tackles ... Did not play vs. Kentucky ... Did not play vs. Arkansas ... Did not play vs. LSU ... Saw playing time vs. Ole Miss but did not have a tackle ... Against UTC, registered one solo tackle ... Did not play vs. Georgia ... Played vs. Alabama but did not have a tackle ... Saw playing time vs. South Carolina in SEC Championship Game and vs. Oregon in BCS National Championship Game but did not have a tackle.

HIGH SCHOOL — High School Coach: Ben Blackmon ... Recorded 76 tackles (45 solo), 16 tackles for loss, two sacks, 21 QB pressures, five forced fumbles, one field goal blocked and an interception returned for a touchdown as a senior ... No. 23-rated defensive tackle and the No. 8 player in Alabama by Rivals.com ... No. 17-rated defensive tackle by Scout.com ... Ranked 35th among defensive tackles by ESPN.com/Scouts Inc. ... No. 5 on the *Birmingham News*' list of the Alabama Super Seniors ... Ranked as the No. 22 player in Alabama by *SuperPrep* ... Named to the All-Southeast Region team by *PrepStar* ... Was a 2009 Alabama-Mississippi All-Star game participant ... Was voted to the 2009 5A All-State team by the Alabama Sports Writers Association ... Voted the 2009 5A Lineman of the Year by the Alabama Sports Writers Association ... Was a member of the "Best of the Rest" on the *Mobile Press Register*'s Elite 18.

PERSONAL — Born Feb. 13, 1991 ... Son of Cynthia Carter ... Major: Undecided.

CARTER'S CAREER DEFENSIVE STATS

YEAR	G/GS	TT	UT	AT	TFL-YDS	QBS-YDS	FF/FR	PD	I/YDS
2010	8/0	6	5	1	1.0-5	0.0-0	0/1	0	0/0
2011	12/9	21	9	12	0.5-0	0.0-0	0/1	0	0/0
Totals	20/9	27	14	13	1.5-5	0.0-0	0/2	0	0/0

CARTER'S CAREER GAME HIGH STATS

	No.	Opponent	Date
Tackles	5	Utah State	9/3/11
TFL	1.0	Kentucky	10/2/10



Player Bios



CARTER'S GAME-BY-GAME DEFENSIVE STATS

DATE	OPPONENT	TT	UT	AT	TFL-YDS	QBS-YDS
9/4/10	ARKANSAS STATE	3	2	1	0.0-0	0.0-0
9/9/10	at Mississippi State	0	0	0	0.0-0	0.0-0
9/18/10	CLEMSON				DID NOT PLAY	
9/25/10	SOUTH CAROLINA				DID NOT PLAY	
10/2/10	LOUISIANA-MONROE	2	2	0	1.0-5	0.0-0
10/9/10	at Kentucky				DID NOT PLAY	
10/16/10	ARKANSAS				DID NOT PLAY	
10/23/10	LSU				DID NOT PLAY	
10/30/10	at Ole Miss	0	0	0	0.0-0	0.0-0
11/6/10	CHATTANOOGA	1	1	0	0.0-0	0.0-0
11/13/10	GEORGIA				DID NOT PLAY	
11/26/10	at Alabama	0	0	0	0.0-0	0.0-0
12/4/10	South Carolina (SECCG)	0	0	0	0.0-0	0.0-0
1/10/11	Oregon (BCSNCG)	0	0	0	0.0-0	0.0-0

DATE	OPPONENT	TT	UT	AT	TFL-YDS	QBS-YDS
9/3/11	* UTAH STATE	5	3	2	0.0-0	0.0-0
9/10/11	* MISSISSIPPI STATE	4	3	1	0.0-0	0.0-0
9/17/11	* at Clemson	2	0	2	0.0-0	0.0-0
9/24/11	* FLORIDA ATLANTIC	0	0	0	0.0-0	0.0-0
10/1/11	* at South Carolina	2	1	1	0.5-0	0.0-0
10/8/11	* at Arkansas	1	0	1	0.0-0	0.0-0
10/15/11	* FLORIDA	1	1	0	0.0-0	0.0-0
10/22/11	* at LSU	1	0	1	0.0-0	0.0-0
10/29/11	OLE MISS	0	0	0	0.0-0	0.0-0
11/12/11	at Georgia	1	0	1	0.0-0	0.0-0
11/19/11	* SAMFORD	1	0	1	0.0-0	0.0-0
11/26/11	* ALABAMA	3	1	2	0.0-0	0.0-0



ED CHRISTIAN #68 OL

6-4 • 277 • RFr. • RS
Valdosta, Ga. (Lowndes)
Journalism

2011 — Has not played.

2010 — Did not play.

HIGH SCHOOL — High School Coach: Rick Tomberlin ... Ranked 18th among offensive tackles by ESPN.com/Scouts Inc. ... No. 20-ranked offensive guard by Scout.com ... No. 34-rated offensive tackle by Rivals.com ... Ranked as the No. 26 player in Georgia by SuperPrep ... Named to the All-Southeast Region team by PrepStar ... Played in the 2009 Georgia Athletic Coaches Association North-South All-Star Football Classic...Selected to the 2009 Class 5A All-State Team by the Georgia Sports Writers Association ... Ranked 39th on the Atlanta Journal-Constitution Top 50 ... No. 120 on the Mobile Press Register's Super Southeast 120.

PERSONAL — Born Sept. 17, 1991 ... Son of Ansonya and Ed Christian, Sr. ... Major: Journalism.



STEVEN CLARK #30 P

6-5 • 226 • So. • 1L
Kansas City, Mo. (Park Hill)
Exercise Science

2011 — Ray Guy Award Finalist ... Coaches' All-SEC First Team ... Pro Football Weekly First Team All-America ... Sports Illustrated Honorable Mention All-American ... Phil Steel All-SEC Second Team ... SEC Special Teams Player of the Week (10/3) ... SEC Special Teams Player of the Week (10/17) ... Ranks 57th nationally and 7th in the SEC in punting average

(40.5) ... Leads the SEC and is second in FBS with 32 punts inside the 20 ... Punted four times for an average of 43.5 yards against Utah State, including a 48 yarder ... Pinned one inside the 20-yard line ... Punted six times for 274 yards against Mississippi State four a 45.7 yard average... Pinned four inside the 20 ... First Auburn punter since Kody Bliss vs. LSU in 2004 to have four punts inside the 20 yard line in SEC play ... Two punts of 50-plus yards vs. MSU, including career-long 58-yarder ... Punted six times for an average of 41.3 at Clemson ... Long punt of 51 yards Pinned four at Clemson inside the 20 ... Three punts with an average of 46.3 yards and a long of 51 yards against FAU ... Punted seven times for an average of 37.9, including five punts inside the 20, all of which were inside the 12-yard line, with two inside the 5-yard line ... Played a key role in the Tigers' win which was a game dictated by field position ... Five of his last six punts were inside the 20 ... After Clark punts, USC's averaging starting field position was the USC 16 as its possessions started at the 38, 4, 1, 11, 12 and 12 yard lines ... First AU punter with five punts inside the 20 since Jaret Holmes had five at Arkansas in 1997 ... Career-high nine punts at Arkansas with six inside the 20 and three inside the 10 ... Tied his career high with nine punts in win over Florida ... Punted seven times for an average of 35.1 yards per punt with a long of 52 yards at LSU ... Three punts downed inside the 20 against the Tigers ... Punted five times for 205 yards (avg. 41.0) with a long of 48 at Georgia ... Four punts with a long of 48 against Samford with three punts inside the 20 ... Punted five times with a long of 54 yards against Alabama.

2010 — Appeared in five games and averaged 34.9 yards on nine punts ... Saw first action of the season vs. Kentucky, punting twice for a 34.0 average ... Punted twice vs. Arkansas for a 39.5 yard average ... Against LSU, punted three times for a 37.3 yard average with one pinned inside the 20 yard line ... Also had a season-long punt of 42 yards ... Against Ole Miss, punted one time for 36 yards, pinning Rebels inside 20-yard line ... Punted one time vs. UTC for 19 yards.

HIGH SCHOOL — High School Coach: Greg Reynolds ... No. 20-ranked place-kicker by Rivals.com ... No. 4-rated kicker by ESPN.com/Scouts Inc. ... Was a 2009 Class 5 First Team All-State selection at punter by the Missouri Football Coaches Association ... Also, played tight end and defensive end in high school...Averaged nearly 40 yards per punt as a junior.

PERSONAL — Born July 20, 1991 ... Son of Diana Perry and Tom Clark ... Major: Exercise Science.

CLARK'S CAREER PUNTING STATS

YEAR	G	NO	YDS	AVG	IN20	LP/OPPONENT
2010	5	9	314	34.9	2	42/LSU
2011	12	69	2794	40.5	32	58/MSU
Totals	17	78	3108	39.8	34	58/MSU

CLARK'S GAME-BY-GAME PUNTING STATS

DATE	OPPONENT	NO	YDS	AVG	IN20	Long
9/4/10	ARKANSAS STATE					DID NOT PLAY
9/9/10	at Mississippi State					DID NOT PLAY
9/18/10	CLEMSON					DID NOT PLAY
9/25/10	SOUTH CAROLINA					DID NOT PLAY
10/2/10	LOUISIANA-MONROE					DID NOT PLAY
10/9/10	at Kentucky	2	68	34.0	0	36
10/16/10	ARKANSAS	2	79	39.5	0	40
10/23/10	LSU	3	112	37.3	1	42
10/30/10	at Ole Miss	1	36	36.0	1	36
11/6/10	CHATTANOOGA	1	19	19.0	0	19
11/13/10	GEORGIA					DID NOT PLAY
11/26/10	at Alabama					DID NOT PLAY
12/4/10	South Carolina (SECCG)					DID NOT PLAY
1/10/11	Oregon (BCSNCG)					DID NOT PLAY

DATE	OPPONENT	NO	YDS	AVG	IN20	Long
9/3/11	UTAH STATE	4	174	43.5	1	48
9/10/11	MISSISSIPPI STATE	6	274	45.7	4	58
9/17/11	at Clemson	6	248	41.3	4	51
9/24/11	FLORIDA ATLANTIC	3	139	46.3	0	51
10/1/11	at South Carolina	7	265	37.9	5	46
10/8/11	at Arkansas	9	360	40.0	6	54
10/15/11	FLORIDA	9	353	39.2	2	50
10/22/11	at LSU	7	246	35.1	3	52
10/29/11	OLE MISS	3	107	35.7	0	39
11/12/11	at Georgia	5	205	41.0	2	48
11/19/11	SAMFORD	4	173	43.2	3	48
11/26/11	ALABAMA	5	211	42.2	2	54



Player Bios



**SAMMIE
COATES** #18
WR

6-2 • 178 • Fr. • HS
Leroy, Ala. (Leroy)
Undecided

2011 — Has not played due to injury.

HIGH SCHOOL — Rated as the No. 24 wide receiver in the nation, the No. 6 recruit in Alabama and the No. 172 player overall nationally by 247Sports ... Ranked No. 57 nationally among wide receivers and the No. 10 player in the state of Alabama by Scout.com ... Named the nation's No. 71 wide receiver and the No. 21 player from the state of Alabama by Rivals.com ... Listed as the nation's No. 73 wide receiver by ESPN.com/Scouts Inc. ... Listed as the No. 26 recruit from Alabama by SuperPrep ... Named to the All-Southeast Region team by PrepStar ... No. 7 on the *Birmingham News*' list of the Alabama Super Seniors ... Ranked eighth on the *Mobile Press-Register*'s Elite 18 and No. 102 in the *Mobile Press-Register*'s Super Southeast 120 ... Named to the *Orlando Sentinel*'s All-Southern Team as a first-team selection from Alabama ... Selected to play in the Alabama-Mississippi All-Star Game following his senior season ... Was voted to the Super 12 team and the 2010 Class 2A Back of the Year by the Alabama Sports Writers Association ... Caught 57 passes as a senior for 1,170 yards and 14 touchdowns ... Led his team to the 2010 Alabama Class 2A state championship, earning MVP honors after hauling in five catches for 60 yards and two touchdowns, rushing six times for 27 yards and a score, punting twice for 63 yards and returning a punt for 5 yards ... Caught 50 passes for 788 yards and 10 touchdowns during his junior campaign ... As a sophomore, caught 18 passes for 477 yards (39.8 ypc) and four touchdowns while intercepting three passes on defense.

PERSONAL — Born March 31, 1993 ... Son of Sharon Coates ... Major: Undecided.



**DREW
COLE** #20
DB

5-11 • 190 • Sr. • 3L
Picayune, Miss. (HS)
Finance

2011 — Appeared in the last five games of the season ... Saw his first action of the season on special teams at LSU ... Did not record a tackle .. Saw special teams action against Ole Miss ... Saw playing time on special teams against Georgia, Samford and Alabama.

2010 — Appeared in 10 games and totaled six tackles ... Saw playing time but did not record a tackle in season opener vs. Arkansas State ... Played in SEC opener at Mississippi State and totaled one solo tackle ... Had one tackle vs. Clemson ... Did not play vs. South Carolina ... Against ULM, logged snaps and totaled one solo tackle ... Saw playing time vs. Kentucky ... Played vs. Arkansas but did not have a tackle ... Played but did not record a tackle vs. LSU ... Saw playing time but did not have a tackle vs. Ole Miss ... Against UTC, recorded a career-best three tackles, all solo stops.

2009 — Appeared in four games, missing nine games to injury ... Recorded two tackles in season opener vs. Louisiana Tech ... Also saw playing time vs. Mississippi State and Alabama ... Had one solo tackle vs. Northwestern in Outback Bowl.

2008 — Played in 11 games on special teams with three total tackles ... Totaled two assisted tackles in season opener vs. Louisiana-Monroe ... One solo stop vs. Southern Miss.

HIGH SCHOOL — Had 60 tackles, 16 pass break-ups and five interceptions as a senior, while also rushing for 821 yards and 10 touchdowns ... Named to the Class 4A All-State First Team ... Named to the All-State second team by the *Clarion-Ledger* ... Earned Class 4A First Team All-State honors as a junior after collecting 59 tackles, 16 pass breakups and one interception ... Offensively as a junior, had 82 carries for 601 yards and nine scores ... Sophomore season collected 51 tackles and two interceptions ... Ranked No. 63 nationally among cornerbacks by Rivals.com ... Ranked No. 128

nationally among cornerbacks by Scout.com ... The No. 25-ranked prospect from Mississippi by SuperPrep ... Named to PrepStar's All-Southeast Region team ...

PERSONAL — Born Feb. 28, 1989 ... Son of Milton Cole and Amanda Walker ... Brother, Milt, was a senior tight end for LSU in 2007. Major: Finance.

COLE'S CAREER DEFENSIVE STATS

YEAR	G/GS	TT	UT	AT	TFL-YDS	QBS-YDS	FF/FR	PD	I/YDS
2008	11/0	3	1	2	0.0-0	0.0-0	0/0	0	0-0
2009	4/0	3	2	1	0.0-0	0.0-0	0/0	0	0-0
2010	10/0	6	6	0	0.0-0	0.0-0	0/0	0	0-0
2011	5/0	0	0	0	0.0-0	0.0-0	0/0	0	0-0
Totals	30/0	12	9	3	0.0-0	0.0-0	0/0	0	0-0

COLE'S GAME-BY-GAME DEFENSIVE STATS

DATE	OPPONENT	TT	UT	AT	TFL-YDS	QBS-YDS
8/30/08	LOUISIANA-MONROE	2	0	2	0.0-0	0.0-0
9/6/08	SOUTHERN MISS	1	1	0	0.0-0	0.0-0
9/13/08	MISSISSIPPI STATE	0	0	0	0.0-0	0.0-0
9/20/08	LSU	0	0	0	0.0-0	0.0-0
9/27/08	TENNESSEE				DID NOT PLAY	
10/4/08	at Vanderbilt	0	0	0	0.0-0	0.0-0
10/11/08	ARKANSAS	0	0	0	0.0-0	0.0-0
10/23/08	at West Virginia	0	0	0	0.0-0	0.0-0
11/1/08	at Ole Miss	0	0	0	0.0-0	0.0-0
11/8/08	TENNESSEE-MARTIN	0	0	0	0.0-0	0.0-0
11/15/08	GEORGIA	0	0	0	0.0-0	0.0-0
11/29/08	at Alabama	0	0	0	0.0-0	0.0-0

DATE	OPPONENT	TT	UT	AT	TFL-YDS	QBS-YDS
9/5/09	LOUISIANA TECH	2	1	1	0.0-0	0.0-0
9/12/09	MISSISSIPPI STATE	0	0	0	0.0-0	0.0-0
9/19/09	WEST VIRGINIA				DID NOT PLAY	
9/26/09	BALL STATE				DID NOT PLAY	
10/3/09	at Tennessee				DID NOT PLAY	
10/10/09	at Arkansas				DID NOT PLAY	
10/17/09	KENTUCKY				DID NOT PLAY	
10/24/09	at LSU				DID NOT PLAY	
10/31/09	OLE MISS				DID NOT PLAY	
11/7/09	FURMAN				DID NOT PLAY	
11/14/09	at Georgia				DID NOT PLAY	
11/27/09	ALABAMA	0	0	0	0.0-0	0.0-0
11/1/10	Northwestern (Outback)	1	1	0	0.0-0	0.0-0

DATE	OPPONENT	TT	UT	AT	TFL-YDS	QBS-YDS
9/4/10	ARKANSAS STATE	0	0	0	0.0-0	0.0-0
9/9/10	at Mississippi State	1	1	0	0.0-0	0.0-0
9/18/10	CLEMSON	1	1	0	0.0-0	0.0-0
9/25/10	SOUTH CAROLINA				DID NOT PLAY	
10/2/10	LOUISIANA-MONROE	1	1	0	0.0-0	0.0-0
10/9/10	at Kentucky	0	0	0	0.0-0	0.0-0
10/16/10	ARKANSAS	0	0	0	0.0-0	0.0-0
10/23/10	LSU	0	0	0	0.0-0	0.0-0
10/30/10	at Ole Miss	0	0	0	0.0-0	0.0-0
11/6/10	CHATTANOOGA	3	3	0	0.0-0	0.0-0
11/13/10	GEORGIA				DID NOT PLAY	
11/26/10	at Alabama				DID NOT PLAY	
12/4/10	South Carolina (SECCG)	0	0	0	0.0-0	0.0-0
1/10/11	Oregon (BCSNCG)				DID NOT PLAY	

DATE	OPPONENT	TT	UT	AT	TFL-YDS	QBS-YDS
9/3/11	UTAH STATE				DID NOT PLAY	
9/10/11	MISSISSIPPI STATE				DID NOT PLAY	
9/17/11	at Clemson				DID NOT PLAY	
9/24/11	FLORIDA ATLANTIC				DID NOT PLAY	
10/1/11	at South Carolina				DID NOT PLAY	
10/8/11	at Arkansas				DID NOT PLAY	
10/15/11	FLORIDA				DID NOT PLAY	
10/22/11	at LSU	0	0	0	0.0-0	0.0-0
10/29/11	OLE MISS	0	0	0	0.0-0	0.0-0
11/12/11	at Georgia	0	0	0	0.0-0	0.0-0
11/19/11	SAMFORD	0	0	0	0.0-0	0.0-0
11/26/11	ALABAMA	0	0	0	0.0-0	0.0-0



Player Bios



**JARED
COOPER** #79
OL

6-4 • 296 • Sr. • 2L
Brewton, Ala. (W.S. Neal)
History in Education

CAREER — Played in 39 games, making six starts.

2011 — Out for the season with a foot injury suffered at Arkansas ... Started the first six games of the season ... Made his first career start against Utah State at left guard ... Made his second consecutive start at left guard against Mississippi State ... Earned his third-straight start at left guard against Clemson ... Starter at left guard against FAU ... Started against South Carolina and was part of offensive line that paved the way for Michael Dyer to tie an Auburn record with 41 carries in the win ... Made the start at left guard against Arkansas.

2010 — Played in every game, primarily on special teams.

2009 — SEC Academic Honor Roll ... Saw playing time in every game on special teams ... Had four knockdown blocks in extended playing time vs. Furman.

2008 — SEC Academic Honor Roll ... Saw limited playing time in six games ... Logged snaps against Louisiana Monroe in season opener, West Virginia and UT-Martin in non-conference action ... Saw playing time in league action against Ole Miss, Georgia and Alabama.

2007 — Redshirted

HIGH SCHOOL — High School Coach: Blaine Hathcock ... Gave up just one sack in 12 games and graded out at over 90 percent his senior season ... Named ASWA Class 4A Lineman of the Year in 2006 ... Earned *Birmingham News* Super All-State honors ... Listed as the No. 9 prospect in the state of Alabama by the *Birmingham News* ... Selected by the AHSAA to play in the Alabama North/South All-Star game as a junior ... Ranked No. 41 at offensive guard by Espn.com ... Selected to the *Orlando Sentinel's* All-Southern Football Team in 2006 ... Ranked 12th in the *Birmingham News* "Super Seniors" list before the 2006 campaign ... Participated in the Alabama Junior All-Star game after the 2005 season ... Maintained a perfect 4.0 GPA.

PERSONAL — Born September 4, 1988 ... Son of Sue and Keith Cooper ... Major: History in Education.



**CHRIS
DAVIS** #11
CB

5-10 • 188 • So. • 1L
Birmingham, Ala. (Woodlawn)
Pre-Business

2011 — Played in 10 games with 10 starts ... Made his first career start against Utah State ... Tallied six tackles ... Career-high seven tackles against Mississippi State, including three stops on game-saving final drive ... also had a pass break-up ... Four tackles at Clemson ... Did not play against FAU or South Carolina ... Returned to lineup against Arkansas and totaled four tackles ... Started against Florida and recorded five tackles and one breakup ... Tied career high with seven tackles at LSU ... Six tackles (five solo) and one breakup in win over Ole Miss ... Six tackles at Georgia ... Two solo tackles and one breakup in win over Samford ... Four tackles against Alabama.

2010 — Played in all 14 games and totaled 19 tackle with three PBU's ... Saw playing time in season opener vs. Arkansas State, registering two solo tackles ... Totaled one solo tackle in SEC opener at Mississippi State ... Registered one solo tackle vs. Clemson ... Played but did not have a tackle vs. South Carolina ... Against ULM, recorded career-best three tackles with a pair of solo stops ... Against Kentucky, matched season high with three tackles, all assisted ... Saw playing time vs. Arkansas but did not have a tackle ... Against LSU, matched season high with three tackles, all solo stops, and had one

PBU ... Had a pair of solo tackles vs. Ole Miss ... Against UTC, totaled three tackles, two solo, with a pair of PBU's ... Played vs. Georgia but did not have a tackle ... Saw playing time vs. Alabama but did not have a tackle ... Had one solo tackle in SEC Championship Game vs. South Carolina ... Injured on opening kickoff of BCS National Championship Game vs. Oregon and did not return.

HIGH SCHOOL — High School Coach: Bruce Breland ... No. 31-rated cornerback by Scout.com ... Ranked as the nation's No. 97 athlete by ESPN.com/Scouts Inc. ... Named to the 2009 5A All-State Football Team by the Alabama Sports Writers Association ... Selected as the North and East Area Player of the Year and an All-Metro Team selection by the *Birmingham News* ... No. 6 on the *Birmingham News*' list of the Alabama Super Seniors ... As a senior, had 1,621 all-purpose yards, including 134 carries for 877 yards (6.5 ypc), eight catches for 185 yards, 472 kickoff return yards and 48 punt return yards ... Defensively, had 23 tackles (19 solo) and three pass break-ups while playing part time ... Scored 60 of his team's 109 points in 2009 ... Also excelled in basketball.

PERSONAL — Born Nov. 4, 1990 ... Son of Janice Brown ... Major: Pre-Business.

DAVIS' CAREER DEFENSIVE STATS

YEAR	G/GS	TT	UT	AT	TFL-YDS	QBS-YDS	FF/FR	PD	I/YDS
2010	14/0	19	14	5	0.0-0	0.0-0	0/0	3	0/0
2011	10/10	52	27	25	0.0-0	0.0-0	0/0	3	0/0
Totals	24/10	71	41	30	0.0-0	0.0-0	0/0	6	0/0

DAVIS' CAREER GAME HIGH STATS

	No.	Opponent	Date
Tackles	7	2x (last at LSU)	10/22/11
Deflections	2	Chattanooga	11/6/10

DAVIS' GAME-BY-GAME DEFENSIVE STATS

DATE	OPPONENT	TT	UT	AT	PD	INT-YDS
9/4/10	ARKANSAS STATE	2	2	0	0	0-0
9/9/10	at Mississippi State	1	1	0	0	0-0
9/18/10	CLEMSON	1	1	0	0	0-0
9/25/10	SOUTH CAROLINA	0	0	0	0	0-0
10/2/10	LOUISIANA-MONROE	3	2	1	0	0-0
10/9/10	at Kentucky	3	0	3	0	0-0
10/16/10	ARKANSAS	0	0	0	0	0-0
10/23/10	LSU	3	3	0	1	0-0
10/30/10	at Ole Miss	2	2	0	0	0-0
11/6/10	CHATTANOOGA	3	2	1	2	0-0
11/13/10	GEORGIA	0	0	0	0	0-0
11/26/10	at Alabama	0	0	0	0	0-0
12/4/10	South Carolina (SECCG)	1	1	0	0	0-0
1/10/11	Oregon (BCSNCG)	0	0	0	0	0-0

DATE	OPPONENT	TT	UT	AT	PD	INT-YDS
9/3/11	* UTAH STATE	6	3	3	0	0-0
9/10/11	* MISSISSIPPI STATE	7	5	2	1	0-0
9/17/11	* at Clemson	4	4	0	0	0-0
9/24/11	FLORIDA ATLANTIC					DID NOT PLAY
10/1/11	at South Carolina					DID NOT PLAY
10/8/11	* at Arkansas	4	0	4	0	0-0
10/15/11	* FLORIDA	5	5	0	1	0-0
10/22/11	* at LSU	7	1	6	0	0-0
10/29/11	* OLE MISS	6	5	1	1	0-0
11/12/11	* at Georgia	6	2	4	0	0-0
11/19/11	* SAMFORD	3	0	3	0	0-0
11/26/11	* ALABAMA	4	2	2	0	0-0



**JUSTIN
DELAINE** #52
DE

6-5 • 236 • RFr. • RS
Linden, Ala. (Linden)
Undecided

2011 — Will miss the rest of the season with a knee injury sustained in Mississippi State game ... Saw the first action of his career against Utah State ... Totaled two tack-



Player Bios



les ... Added half a tackle for loss ... Saw action against Mississippi State.

2010 — Did not play.

HIGH SCHOOL — High School Coach: Andro Williams ... No. 103-ranked defensive end by ESPN.com/Scouts Inc. ... No. 31-rated player in Alabama by Rivals.com ... Ranked as the No. 29 player in Alabama by *SuperPrep* ... Named the No. 30 prospect in Alabama by the *Tuscaloosa News* ... As a senior, had 46 tackles, eight sacks, seven tackles for loss, two blocked kicks and two fumble recoveries with one returned for a touchdown ... Led his team to a 12-1 record in 2009 ... Totaled approximately a dozen sacks as a junior at Sumter County.

PERSONAL — Born Sept. 20, 1991 ... Son of Rosalyn Delaine ... Major: Undecided.

DELAINE'S CAREER DEFENSIVE STATS


YEAR	G/GS	TT	UT	AT	TFL-YDS	QBS-YDS	FF/FR	PD	I/YDS
2011	2/0	2	0	2	0.5-1	0.0-0	0/0	0	0/0

DELAINE'S CAREER GAME HIGH STATS

	No.	Opponent	Date
Tackles	2	Utah State	9/3/11
TFL	0.5	Utah State	9/3/11

DELAINE'S GAME-BY-GAME DEFENSIVE STATS

DATE	OPPONENT	TT	UT	AT	TFL-YDS	QBS-YDS
9/3/11	UTAH STATE	2	0	2	0.5-1	0.0-0
9/10/11	MISSISSIPPI STATE	0	0	0	0.0-0	0.0-0
9/17/11	at Clemson				DID NOT PLAY	
9/24/11	FLORIDA ATLANTIC				DID NOT PLAY	
10/1/11	at South Carolina				DID NOT PLAY	
10/8/11	at Arkansas				DID NOT PLAY	
10/15/11	FLORIDA				DID NOT PLAY	
10/22/11	at LSU				DID NOT PLAY	
10/29/11	OLE MISS				DID NOT PLAY	
11/12/11	at Georgia				DID NOT PLAY	
11/19/11	SAMFORD				DID NOT PLAY	
11/26/11	ALABAMA				DID NOT PLAY	



JAYLON

DENSON

#89

WR

6-3 • 197 • Fr. • HS
Hoover, Ala. (Hoover)
Undecided

2011 — Played in all 12 games, primarily on special teams ... Saw action on special teams against Clemson ... Saw snaps against Florida Atlantic ... Saw playing time against South Carolina, Florida and LSU ... Recorded his first special teams tackle against Ole Miss ... Saw snaps against Georgia, Samford and Alabama.

HIGH SCHOOL — Named the nation's No. 24 wide receiver, the No. 5 player from the state of Alabama and the No. 205 player nationally by Rivals.com ... Ranked No. 63 nationally among wide receivers and the No. 13 player in the state of Alabama by Scout.com ... Listed as the nation's No. 85 wide receiver by ESPN.com/Scouts Inc. ... Named a *PrepStar* All-American ... Listed as the No. 13 recruit from Alabama by *SuperPrep* ... Ranked 10th on the *Mobile Press-Register's* Elite 18 and No. 116 in the *Mobile Press-Register's* Super Southeast 120 ... Named to the *Orlando Sentinel's* All-Southern Team as an honorable mention selection from Alabama ... Selected to play in the Alabama-Mississippi All-Star game following his senior season ... Was voted to the 2010 Class 6A All-State first team by the Alabama Sports Writers Association ... Caught 63 passes for 1,059 yards and 12 TDs as a senior, including eight passes for 124 yards in the 2010 Class 6A state title game.

PERSONAL — Born Aug. 30, 1993 ... Son of Tarell Denson ... Major: Undecided.



REESE

DISMUKES

#50

C

6-3 • 285 • Fr. • HS
Spanish Fort, Ala. (Spanish Fort)
Undecided

2011 — *SEC Coaches' All-Freshman Team* ... *CBS Sports Freshman All-American* ... Has been Auburn's starting center in all 12 games this season ... On of two Auburn offensive players (Brandon Mosley) to start all 12 games this season and the only to start all 12 at the same position ... Part of an offensive line that paved the way for Auburn running back Michael Dyer to rush for the second-highest total in the SEC - 1,242 yards ... Started at center in his first collegiate game against Utah State ... First true freshman to start at center for Auburn since Ryan Pugh in 2007.

HIGH SCHOOL: Listed as the nation's top center by ESPN.com/Scouts Inc. and the No. 54 player overall on the ESPNU 150 ... Rated as the No. 1 center in the nation, the No. 1 recruit from Alabama and the No. 53 player overall nationally by 247Sports ... Ranked No. 3 nationally among centers and the No. 5 player in the state of Alabama by Scout.com ... Named the nation's No. 4 center, the No. 7 player from the state of Alabama and the No. 236 player nationally by Rivals.com ... Named a *SuperPrep* All-American, and the nation's No. 12 offensive lineman and the No. 3 recruit from Alabama by *SuperPrep* ... Named a *PrepStar* All-American ... Played in the 2011 Under Armour All-America game ... Named to the *Parade* All-America team ... Was voted to the Super 12 team and the 2010 5A Lineman of the Year by the Alabama Sports Writers Association ... Runner-up in Alabama Mr. Football voting ... Named the *Mobile Press-Register's* Class 4A-6A Offensive Player of the Year ... Ranked second on the *Mobile Press-Register's* Elite 18 and No. 28 in the *Mobile Press-Register's* Super Southeast 120 ... No. 1 on the *Birmingham News'* list of the Alabama Super Seniors ... Named to the *Orlando Sentinel's* All-Southern Team as a first-team selection from Alabama ... Led his team to the Class 5A state title as a senior ... As a junior, graded at 92 percent on his blocking with 34 pancake blocks ... Became a starter as a sophomore, and did not allow a quarterback sack during his sophomore or junior seasons ... Served as a team captain during his junior and senior seasons.

PERSONAL — Born Oct. 20, 1992 ... Son of Kim and Ed Dismukes ... Major: Undecided.



JAKE

DRUM

#48

WR


6-5 • 253 • Sr. • SQ
Hoover, Ala. (Spain Park)
Business Administration

2011 — Has not played this season ... A three-year member of the basketball team, Drum walked on to the football team last spring.

PERSONAL — Born July 7, 1989, in Birmingham, Ala. ... Son of Rob and Millie Kay Drum ... Major: Business Administration.



Player Bios



NOSA #94
EGUAE DL

6-3 • 258 • So. • 1L
Mansfield, Texas (Summit)
Liberal Arts

2011 — Started all 12 games ... Second among Auburn defensive linemen with 38 tackles ... Started the season opener against Utah State and totaled three tackles ... Added 1.5 tackles for loss ... Credited with one QB hurry ... Set a career high with nine tackles against Mississippi State ... Also combined with Daren Bates on a tackle for loss and credited with two QB hurries ... Recorded five tackles against Clemson ... Also added one TFL for 1 yard ... Started at defensive end against FAU ... Recorded two tackles, including a tackle for loss in win over South Carolina ... Three tackles at Arkansas ... Totaled two tackles with one TFL against Florida ... Also credited with one deflection and four QB hurries against the Gators ... One tackle at LSU ... Posted two tackles and one fumble recovery against Ole Miss ... Also credited with one hurry ... Two tackles at Georgia ... Five tackles and three QB hurries against Samford ... Four tackles and one TFL against Alabama.

2010 — Appeared in 14 games with 11 starts ... Totaled 22 tackles with 7.5 TFL's and 3.5 sacks ... In season opener vs. Arkansas State, totaled two tackles with half a TFL ... Played in SEC opener at Mississippi State but did not register a tackle ... Had one solo tackle and one QB hurry vs. Clemson ... Against South Carolina, earned first career start and registered five tackles, three solo, with 1.5 TFL's (minus 4 yards) and first career sack (half) for minus 2 yards ... Against ULM, started and totaled one assisted tackle in limited snaps ... Started and recorded one assisted tackle vs. Kentucky ... Against Arkansas, started and totaled one solo tackle ... Had one tackle and a QB hurry vs. LSU ... Started vs. Ole Miss but did not have a tackle ... Started vs. UTC but did not record a tackle in limited snaps ... Against Georgia, set career best with 2.0 sacks, and TFL's, for minus 14 yards ... Started vs. Alabama and had a pair of QB hurries ... Part of AU defense that held Alabama to 67 yards total offense in the second half ... In SEC Championship Game vs. South Carolina, set career best with 2.5 TFL's (minus 8 yards) to go with four total tackles, a sack for minus 6 yards and one QB hurry ... Against Oregon in BCS National Championship Game, registered four tackles, all solo, with one TFL for minus 2 yards.

2009 — Redshirted.

HIGH SCHOOL — High School Coach: Kyle Geller ... As a senior, had 67 tackles, including 14.5 for loss and six sacks, recovered three fumbles and forced two fumbles ... As a junior, collected 76 tackles, including 18 tackles for loss and seven sacks, and intercepted a pass ... Named to the All-District 4-5A Second Team as a senior ... Named a *PrepStar* All-American ... Ranked 17th among strongside defensive ends and 60th on the Texas Postseason Top 100 by Rivals.com ... Listed as the nation's No. 65 defensive end by ESPN.com/Scouts, Inc. ... Listed as the No. 76 prospect from Texas by *SuperPrep* ... Named the No. 26 local prospect by the *Dallas Morning News*.

PERSONAL — Born Aug. 15, 1991 ... Son of Sam Eguae ... Major: Liberal Arts.

EGUAE'S CAREER DEFENSIVE STATS

YEAR	G/GS	TT	UT	AT	TFL-YDS	QBS-YDS	FF/FR	PD	I/YDS	QBH
2010	14/11	22	14	8	7.5-28	3.5-22	0/0	0	0/0	5
2011	12/12	38	23	15	6.0-15	0.0-0	0/1	1	0/0	12
Totals	26/23	60	37	23	13.5-43	3.5-22	0/1	1	0/0	17

EGUAE'S CAREER GAME HIGH STATS

	No.	Opponent	Date
Tackles	9	Mississippi State	9/10/11
Tackles for loss	2.5	South Carolina (SECCG)	12/4/10
Sacks	2.0	Georgia	11/13/10

EGUAE'S GAME-BY-GAME DEFENSIVE STATS

DATE	OPPONENT	TT	UT	AT	TFL-YDS	QBS-YDS
9/4/10	ARKANSAS STATE	2	1	1	0.5-0	0.0-0
9/9/10	at Mississippi State	0	0	0	0.5-0	0.5-0
9/18/10	CLEMSON	1	1	0	0.0-0	0.0-0
9/25/10	* SOUTH CAROLINA	5	3	2	1.5-4	0.5-2
10/2/10	* LOUISIANA-MONROE	1	0	1	0.0-0	0.0-0
10/9/10	* at Kentucky	1	0	1	0.0-0	0.0-0
10/16/10	* ARKANSAS	1	1	0	0.0-0	0.0-0
10/23/10	* LSU	1	0	1	0.0-0	0.0-0
10/30/10	* at Ole Miss	0	0	0	0.0-0	0.0-0
11/6/10	* CHATTANOOGA	0	0	0	0.0-0	0.0-0
11/13/10	* GEORGIA	2	2	0	2.0-14	2.0-14
11/26/10	* at Alabama	0	0	0	0.0-0	0.0-0
12/4/10	* South Carolina (SECCG)	4	2	2	2.5-8	1.0-6
1/10/11	* Oregon (BCSNCG)	4	4	0	1.0-2	0.0-0

DATE	OPPONENT	TT	UT	AT	TFL-YDS	QBS-YDS
9/3/11	* UTAH STATE	3	0	3	1.5-1	0.0-0
9/10/11	* MISSISSIPPI STATE	9	6	3	0.5-2	0.0-0
9/17/11	* at Clemson	5	5	0	1.0-1	0.0-0
9/24/11	* FLORIDA ATLANTIC	0	0	0	0.0-0	0.0-0
10/1/11	* at South Carolina	2	2	0	1.0-2	0.0-0
10/8/11	* at Arkansas	3	1	2	0.0-0	0.0-0
10/15/11	* FLORIDA	2	2	0	1.0-8	0.0-0
10/22/11	* at LSU	1	0	1	0.0-0	0.0-0
10/29/11	* OLE MISS	2	0	2	0.0-0	0.0-0
11/12/11	* at Georgia	2	0	2	0.0-0	0.0-0
11/19/11	* SAMFORD	5	5	0	0.0-0	0.0-0
11/26/11	* ALABAMA	4	2	2	1.0-1	0.0-0



JONATHAN #35
EVANS LB

5-11 • 232 • Jr. • 2L
Prichard, Ala. (Mattie T. Blount)
Liberal Arts

2011 — Appeared in nine games with seven starts ... Made third career start in the season opener with Utah State ... Led the team with a career-best 14 tackles ... 14 stops were the most by an Auburn defender since Mike McNeil recorded 14 in the BCS National Championship Game against Oregon ... Talled one tackle against Mississippi State ... Did not play against Clemson or FAU due to injury ... Returned against South Carolina and tallied one tackle after making the start ... Four tackles at Arkansas ... Recorded three tackles and one TFL in win over Florida ... Three tackles at LSU ... Talled three tackles in win over Ole Miss ... Six stops in Georgia loss ... Did not play against Samford ... Three tackles against Alabama.

2010 — Appeared in 13 games with one start and totaled 27 tackles with 1.0 TFL ... 2nd on team with 11 special teams tackles ... In season opener vs. Arkansas State, totaled four tackles with a pair of solo stops ... Totaled one tackle in SEC opener at Mississippi State ... Played vs. Clemson but did not record a tackle ... Against ULM, matched season-high with four tackles ... Against Kentucky, totaled three tackles with a pair of solo stops ... Registered four tackles with three solo stops vs. Arkansas ... Against LSU, had half a TFL for minus 1 yard to go with three tackles ... Against Ole Miss, started first game of season and totaled season high of five tackles, three solo, with half a TFL ... Played vs. UTC but did not have a tackle ... Second on team with eight special teams tackles ... Against Georgia, totaled a pair of solo tackles ... Played vs. Alabama but did not have a tackle ... Part of AU defense that held Alabama to 67 yards total offense in second half ... Had one tackle in win over South Carolina in SEC Championship Game ... Played but did not have a tackle vs. Oregon in BCS National Championship Game.

2009 — Appeared in 13 games with one start ... Totaled 28 tackles with 21 solo ... Had at least one tackle in 11 of 13 games ... Recorded one assisted tackle in first collegiate action vs. Louisiana Tech ... Also had one tackle in SEC opener vs. Mississippi State ... Against Ball State, totaled two solo tackles ... Had a pair of solo stops in win over Tennessee ... Totaled two tackles, both solo, against Arkansas ... Had one tackle vs. Kentucky and against LSU ... Recorded one solo tackle vs. Ole Miss ... Against Furman, finished with season-high five tackles, all solo ... Against Georgia, had half a TFL (first of career) to go with four total tack-



Player Bios



les ... TFL was for minus 1 yard ... Earned first career start vs. Alabama and posted a career-best eight tackles, all solo stops ... Played but did not register a tackle vs. Northwestern in Outback Bowl.

HIGH SCHOOL — High School Coach: Kelvin Sigler ... Had 93 total tackles (50 solos and 43 assists), two sacks, 12 tackles for a loss, three forced fumbles and one pass breakup as a senior ... Offensively, carried the ball 16 times for 110 yards and three touchdowns during his senior season ... Honorable mention All-State by the Alabama Sports Writers Association as a junior ... Ranked as the nation's No. 31 weakside linebacker by Scout.com ... Ranked 42nd nationally among outside linebackers and 20th on the Alabama Postseason Top 40 by Rivals.com ... Listed as the nation's No. 52 outside linebacker by ESPN.com/Scouts, Inc. ... Ranked No. 16 on the *Birmingham News'* Super Seniors list ... Listed as the No. 18 prospect from Alabama by *SuperPrep* ... Named to *PrepStar's* All-Southeast Region team.

PERSONAL — Born Nov. 29, 1989 ... Son of Mary Evans ... Brother of former Tiger linebacker Chris Evans (2005-08) ... Major: Liberal Arts.

EVANS' CAREER DEFENSIVE STATS

YEAR	G/GS	TT	UT	AT	TFL-YDS	QBS-YDS	FF/FR	PD	I/YDS
2009	13/1	28	21	7	0.5-1	0.0-0	0/0	0	0/0
2010	13/1	27	16	11	1.0-1	0.0-0	0/0	0	0/0
2011	9/8	38	19	19	1.0-1	0.0-0	0/0	0	0/0
Totals	34/9	93	56	36	2.5-3	0.0-0	0/0	0	0/0

EVANS' CAREER GAME HIGH STATS

	No.	Opponent	Date
Tackles	14	Utah State	9/3/11

EVANS' GAME-BY-GAME DEFENSIVE STATS

DATE	OPPONENT	TT	UT	AT	TFL-YDS	QBS-YDS
9/5/09	LOUISIANA TECH	1	0	1	0.0-0	0.0-0
9/12/09	MISSISSIPPI STATE	1	0	1	0.0-0	0.0-0
9/19/09	WEST VIRGINIA	0	0	0	0.0-0	0.0-0
9/26/09	BALL STATE	2	2	0	0.0-0	0.0-0
10/3/09	at Tennessee	2	2	0	0.0-0	0.0-0
10/10/09	at Arkansas	2	1	1	0.0-0	0.0-0
10/17/09	KENTUCKY	1	0	1	0.0-0	0.0-0
10/24/09	at LSU	1	0	1	0.0-0	0.0-0
10/31/09	OLE MISS	1	1	0	0.0-0	0.0-0
11/7/09	FURMAN	5	5	0	0.0-0	0.0-0
11/14/09	at Georgia	4	2	2	0.5-1	0.0-0
11/27/09	* ALABAMA	8	8	0	0.0-0	0.0-0
1/1/10	Northwestern (Outback)	0	0	0	0.0-0	0.0-0

DATE	OPPONENT	TT	UT	AT	TFL-YDS	QBS-YDS
9/4/10	ARKANSAS STATE	4	2	2	0.0-0	0.0-0
9/9/10	at Mississippi State	1	0	1	0.0-0	0.0-0
9/18/10	CLEMSON	0	0	0	0.0-0	0.0-0
9/25/10	SOUTH CAROLINA	DID NOT PLAY				
10/2/10	LOUISIANA-MONROE	4	2	2	0.0-0	0.0-0
10/9/10	at Kentucky	3	2	1	0.0-0	0.0-0
10/16/10	ARKANSAS	4	3	1	0.0-0	0.0-0
10/23/10	LSU	3	2	1	0.5-1	0.0-0
10/30/10	* at Ole Miss	5	3	2	0.5-0	0.0-0
11/6/10	CHATTANOOGA	0	0	0	0.0-0	0.0-0
11/13/10	GEORGIA	2	2	0	0.0-0	0.0-0
11/26/10	at Alabama	0	0	0	0.0-0	0.0-0
12/4/10	South Carolina (SECCG)	1	0	1	0.0-0	0.0-0
1/10/11	Oregon (BCSNCG)	0	0	0	0.0-0	0.0-0

DATE	OPPONENT	TT	UT	AT	TFL-YDS	QBS-YDS
9/3/11	* UTAH STATE	7	7	14	0.0-0	0.0-0
9/10/11	MISSISSIPPI STATE	1	0	1	0.0-0	0.0-0
9/17/11	at Clemson	DID NOT PLAY				
9/24/11	FLORIDA ATLANTIC	DID NOT PLAY				
10/1/11	* at South Carolina	1	1	0	0.0-0	0.0-0
10/8/11	* at Arkansas	4	2	2	0.0-0	0.0-0
10/15/11	* FLORIDA	3	3	0	1.0-1	0.0-0
10/22/11	* at LSU	3	0	3	0.0-0	0.0-0
10/29/11	* OLE MISS	3	1	2	0.0-0	0.0-0
11/12/11	* at Georgia	6	3	3	0.0-0	0.0-0
11/19/11	SAMFORD	DID NOT PLAY				
11/26/11	* ALABAMA	3	2	1	0.0-0	0.0-0



TUNDE FARIYIKE #65 OL


6-2 • 302 • RFr. • RS
Thomaston, Ga. (Upson-Lee)
Science & Math

2011 — Saw action in all 12 games on special teams.

2010 — Did not play.

HIGH SCHOOL — High School Coach: Tommy Watson ... Named to the 2009 Region 1-AAAA Coaches' All-Region First Team, after earning second-team honors as a junior ... Named to the 2009 All-Middle Georgia Third Team at offensive line ... Two-year starter on the offensive line ... Received award for best grade-point average on football team all three years that he played football ... Planning on a pre-med major and wants to become a doctor.

PERSONAL — Born Oct. 3, 1991 ... Son of Dr. Barbatunde and Fola Fariyike ... Major: Science & Math.



TRENT FISHER #31 DB

6-1 • 186 • Fr. • RS
Nashville, Tenn. (Christ Presbyterian)
Political Science

2011 — Saw playing time on special teams in first eight games this season before suffering injury at LSU ... Missed the last four games of the regular season due to his injury.

2010 — Did not play.

HIGH SCHOOL — High School Coach: Jay Matthews ... A three-year starter ... Recorded 120 tackles with two interceptions as a senior ... Also had seven receptions with one touchdown during senior season.

PERSONAL — Born June 19, 1992 ... Son of Jeff and Julie Fisher ... Father, Jeff, was head coach of the Tennessee Titans ... Major: Political Science.



ERIQUE FLORENCE #14 DB

6-1 • 179 • Fr. • HS
Valley, Ala. (Valley)
Undecided

2011 — Appeared in all 12 games ... Recorded one tackle against Utah State ... Saw time at safety and on special teams against Mississippi State ... Registered two solo stops and a forced fumble against the Bulldogs ... One tackle at Clemson ... Saw snaps at safety against FAU ... Recorded one tackle at South Carolina ... Two tackles at Arkansas ... Saw action against Florida ... Totaled three tackles, including his first career sack at LSU ... Posted two tackles and one breakup in win over Ole Miss ... Tied career high with three tackles at Georgia ... Career-best seven tackles in win over Samford ... One tackle against Alabama.

HIGH SCHOOL — Listed as the nation's No. 4 safety by ESPN.com/Scouts Inc.



Player Bios



and the No. 52 player overall on the ESPNU 150 ... Named the nation's No. 3 safety, the No. 3 player from the state of Alabama and the No. 69 player nationally by Rivals.com ... Ranked No. 5 nationally among safeties and the No. 2 player in the state of Alabama by Scout.com ... Listed as the nation's No. 6 safety by *MaxPreps* ... Rated as the No. 9 safety in the nation, the No. 5 recruit from Alabama and the No. 141 player overall nationally by 247Sports ... Named an All-American, the nation's No. 5 defensive back and the No. 1 recruit from Alabama by *SuperPrep* and the No. 43 overall player nationally in the *SuperPrep* Elite 50 ... Named to the *PrepStar* Dream Team as the No. 57-ranked player in the nation ... Played in the 2011 Under Armour All-America game, intercepting a pass ... No. 3 on the *Birmingham News*' list of the Alabama Super Seniors ... Ranked fifth on the *Mobile Press-Register's* Elite 18 and No. 34 in the *Mobile Press-Register's* Super Southeast 120 ... Named Class 5A Honorable Mention All-State by the Alabama Sports Writers Association in 2010 ... As a sophomore, named to the ASWA First Team All-State team and to the EA Sports All-American Sophomore Team.

PERSONAL — Born Dec. 14, 1992 ... Son of Chrystal Florence ... Major: Undecided.

FLORENCE'S CAREER DEFENSIVE STATS

YEAR	G/GS	TT	UT	AT	TFL-YDS	QBS-YDS	FF/FR	PD	I/YDS
2011	12/0	23	16	7	1.0-1	1.0-1	1/0	1	0/0

FLORENCE'S CAREER GAME HIGH STATS

	No.	Opponent	Date
Tackles	7	Samford	11/19/11
Forced Fumbles	1	Mississippi State	9/10/11
Sacks	1.0	at LSU	10/22/11

FLORENCE'S GAME-BY-GAME DEFENSIVE STATS

DATE	OPPONENT	TT	UT	AT	TFL-YDS	INT-YDS
9/3/11	UTAH STATE	1	0	1	0.0-0	0-0
9/10/11	MISSISSIPPI STATE	2	2	0	0.0-0	0-0
9/17/11	at Clemson	1	1	0	0.0-0	0-0
9/24/11	FLORIDA ATLANTIC	0	0	0	0.0-0	0-0
10/1/11	at South Carolina	1	1	0	0.0-0	0-0
10/8/11	at Arkansas	2	0	2	0.0-0	0-0
10/15/11	FLORIDA	0	0	0	0.0-0	0-0
10/22/11	at LSU	3	2	1	1.0-1	0-0
10/29/11	OLE MISS	2	2	0	0.0-0	0-0
11/12/11	at Georgia	3	2	1	0.0-0	0-0
11/19/11	SAMFORD	7	6	1	0.0-0	0-0
11/26/11	ALABAMA	0	0	1	0.0-0	0-0

in the BCS National Championship Game.

2009 — Appeared in 13 games ... Totaled 12 tackles ... In first collegiate game, recorded one tackle with two QBH ... Had one tackle, solo, and one QB hurry in limited snaps vs. Mississippi State ... Had one QB hurry vs. West Virginia ... Against Ball State, had season highs with four tackles with one sack (minus 10 yards) and half a TFL (minus 1 yard) with one QB hurry ... Registered two tackles against Arkansas ... Saw playing time but did not record a tackle vs. LSU and Ole Miss ... Matched season-high with four tackles vs. Furman and added 1.0 TFL for minus 6 yards and a pair of QB hurries ... Also recorded first-career INT, picking off a deflected pass vs. Paladin ... Saw playing time vs. Georgia, but did not register a tackle ... Saw playing time vs. Alabama but did not record a tackle ... Played but did not register a tackle vs. Northwestern in Outback Bowl.

HIGH SCHOOL — High School Coach: Charlie Boren ... As a senior, had 90 tackles (40 solo, 50 assists), including 38 tackles for loss and 18 sacks, intercepted a pass and broke up three ... Selected 2008 Star of Alabama for his game against Hokes Bluff with 12 tackles including five sacks for a loss of 40 yards, and an interception ... As a junior, had 87 total tackles with 36 solo, 16 tackles for a loss and 12 sacks ... Named to the Class 4A All-State team by the Alabama Sports Writers Association as a senior ... Ranked as the nation's No. 26 defensive end by Scout.com ... Listed as the nation's No. 35 defensive end by ESPN.com/Scouts, Inc. ... Listed as the No. 7 player from Alabama by *SuperPrep* ... Ranked 62nd among outside linebackers and 27th on the Alabama Postseason Top 40 by Rivals.com.

PERSONAL — Born March 19, 1991 ... Son of James and Debbie Ford ... Major: Liberal Arts.

FORD'S CAREER DEFENSIVE STATS

YEAR	G/GS	TT	UT	AT	TFL-YDS	QBS-YDS	FF/FR	PD	I/YDS
2009	13/0	12	5	7	2.5-17	1.0-10	0/0	1	1/3
2010	13/1	10	7	3	2.0-16	2.0-16	0/0	0	0/0
2011	3/0	7	6	1	2.0-4	1.0-3	0/0	0	0/0
Totals	28/1	29	18	11	6.5-36	4.0-29	0/0	1	1/3

FORD'S GAME-BY-GAME DEFENSIVE STATS

DATE	OPPONENT	TT	UT	AT	TFL-YDS	QBS-YDS
9/5/09	LOUISIANA TECH	1	0	1	0.0-0	0.0-0
9/12/09	MISSISSIPPI STATE	1	1	0	0.0-0	0.0-0
9/19/09	WEST VIRGINIA	0	0	0	0.0-0	0.0-0
9/26/09	BALL STATE	4	1	3	1.5-11	1.0-10
10/3/09	at Tennessee	0	0	0	0.0-0	0.0-0
10/10/09	at Arkansas	2	0	2	0.0-0	0.0-0
10/17/09	KENTUCKY	0	0	0	0.0-0	0.0-0
10/24/09	at LSU	0	0	0	0.0-0	0.0-0
10/31/09	OLE MISS	0	0	0	0.0-0	0.0-0
11/7/09	FURMAN	4	3	1	1.0-6	0.0-0
11/14/09	at Georgia	0	0	0	0.0-0	0.0-0
11/27/09	ALABAMA	0	0	0	0.0-0	0.0-0
1/1/10	Northwestern (Outback)	0	0	0	0.0-0	0.0-0

DATE	OPPONENT	TT	UT	AT	TFL-YDS	QBS-YDS
9/4/10	ARKANSAS STATE	0	0	0	0.0-0	0.0-0
9/9/10	at Mississippi State	0	0	0	0.0-0	0.0-0
9/18/10	CLEMSON				DID NOT PLAY	
9/25/10	SOUTH CAROLINA	0	0	0	0.0-0	0.0-0
10/2/10	* LOUISIANA-MONROE	4	3	1	0.0-0	0.0-0
10/9/10	at Kentucky	1	0	1	0.0-0	0.0-0
10/16/10	ARKANSAS	0	0	0	0.0-0	0.0-0
10/23/10	LSU	0	0	0	0.0-0	0.0-0
10/30/10	at Ole Miss	1	0	1	0.0-0	0.0-0
11/6/10	CHATTANOOGA	3	3	0	1.0-5	1.0-5
11/13/10	GEORGIA	1	1	0	1.0-11	1.0-11
11/26/10	at Alabama	0	0	0	0.0-0	0.0-0
12/4/10	South Carolina (SECCG)	1	0	1	0.0-0	0.0-0
1/10/11	Oregon (BCSNCG)	0	0	0	0.0-0	0.0-0

DATE	OPPONENT	TT	UT	AT	TFL-YDS	QBS-YDS
9/3/11	UTAH STATE	3	3	0	1.0-3	1.0-3
9/10/11	MISSISSIPPI STATE	3	2	1	1.0-1	0.0-0
9/17/11	at Clemson	1	1	0	0.0-0	0.0-0
9/24/11	FLORIDA ATLANTIC				DID NOT PLAY	
10/1/11	at South Carolina				DID NOT PLAY	
10/8/11	at Arkansas				DID NOT PLAY	
10/15/11	FLORIDA				DID NOT PLAY	
10/22/11	at LSU				DID NOT PLAY	
10/29/11	OLE MISS				DID NOT PLAY	
11/12/11	at Georgia				DID NOT PLAY	
11/19/11	SAMFORD				DID NOT PLAY	
11/26/11	ALABAMA				DID NOT PLAY	



DEE **#95**
FORD **DE**

6-2 • 240 • Jr. • 2L
Odenville, Ala. (St. Clair County)
Liberal Arts

2011 — Will miss the rest of the season with a back injury ... Played in three games ... Posted three tackles and a sack against Utah State in the season opener ... Also credited with a pair of quarterback hurries ... Had three tackles and one TFL against Mississippi State ... Also credited with two quarterback hurries ... One tackle at Clemson.

2010 — Appeared in 13 games with one start and totaled 11 tackles with 2.0 TFL's, both sacks ... Saw playing time in season opener vs. Arkansas State but did not record a tackle ... Played in SEC opener at Mississippi State but did not register a tackle ... Did not play vs. Clemson ... Saw limited snaps vs. South Carolina ... Against ULM, earned first career start and equaled career-high with four tackles, three solo ... Also had two QB hurries ... Recorded one assisted tackle vs. Kentucky ... Played but did not have a tackle vs. Arkansas ... Saw snaps on defense but did not have a tackle vs. LSU ... Had one tackle vs. Ole Miss ... Against UTC, totaled three tackles, all solo, with one sack for minus 5 yards and a pair of QB hurries ... Against Georgia, only tackle of game was a solo sack for minus 11 yards ... Saw playing time vs. Alabama but did not have tackle ... Had one tackle in the win over South Carolina in SEC Championship Game ... Played but did not have a tackle vs. Oregon



Player Bios



**KIEHL
FRAZIER** #10
QB

6-2 • 220 • Fr. • HS
Springdale, Ark. (Shiloh Christian)
Undecided

2011 — Played in all 12 games ... Third on the team with 272 rushing yards ... Took one snap against Utah State, a trick play that resulted in a 25-yard completion from Clint Moseley to Onterio McCalebb ... Took one snap against Mississippi State, rushing for 3 yards ... The carry was the first of his Auburn career ... Rushed three times for 30 yards against FAU ... Also attempted the first pass of his career ... Rushed for career-best 48 yards on nine carries with a long of 22 against South Carolina ... Returning to the state of Arkansas for the first time, his 7-yard TD run with :02 left in the first quarter was the first touchdown of his career ... Earlier in the quarter, he completed his first career pass, a 14-yarder to Onterio McCalebb ... Finished the game with 13 carries for 54 yards and a seven-yard touchdown ... Completed one pass for no gain and rushed eight times for 41 yards in win over Florida ... Rushed for 31 yards on nine carries and completed 2-of-4 passes for 16 yards at LSU ... Rushed four times for 8 yards with a long carry of 7 yards in win over Ole Miss ... Carried once for 1 yard at Georgia ... Rushed for 48 yards on four carries against Samford ... Rushed for 28 yards on eight carries with a long rush of 12 against Alabama.

HIGH SCHOOL — Named *USA Today's* National Offensive Player of the Year ... Listed as the nation's No. 2 quarterback by ESPN.com/Scouts Inc. and the No. 47 player overall on the ESPNU 150 ... Ranked No. 4 nationally among quarterbacks by Scout.com ... Named the nation's No. 5 quarterback, the No. 2 player from the state of Arkansas and the No. 89 player nationally by Rivals.com ... Rated as the No. 4 dual threat quarterback in the nation, the No. 2 recruit from Arkansas and the No. 101 player overall nationally by 247Sports ... Ranked as the No. 2 combo passer and the No. 11 overall prospect in the *MaxPreps* Top 100 ... Named an All-American, the nation's No. 4 quarterback and the No. 1 recruit from Arkansas by *SuperPrep* and the No. 26 overall player nationally in the *SuperPrep* Elite 50 ... Named to the *PrepStar* Dream Team as the No. 100-ranked player in the nation ... Named to the *Parade* All-America team ... Played in the Under Armour All-American game ... Selected to play for USA Football's 2011 U.S. Under-19 National Team in the Team USA vs. the World game on Feb. 2 ... Ranked No. 42 in the *Mobile Press-Register's* Super Southeast 120 ... Named to the *Orlando Sentinel's* All-Southern Team as a first-team selection from Arkansas ... Led his team to Class 4A state championship each of the last three seasons, earning MVP honors all three years ... During senior season, passed for 2,975 yards and 42 touchdowns and rushed for 1,164 yards and 22 TDs.

PERSONAL — Born Oct. 2, 1992 ... Son of Robin and Layron Beach ... Major: Undecided.

FRAZIER'S CAREER PASSING STATS

YEAR	G/GS	CMP	ATT	PCT	YDS	INT	TD	LP/OPPONENT
2011	12/0	5	12	41.7	34	2	0	14/Arkansas and LSU

FRAZIER'S CAREER RUSHING STATS

YEAR	G/GS	NO	YDS	AVG	TD	LP/OPPONENT
2011	12/0	60	272	4.5	1	22/South Carolina

FRAZIER'S CAREER GAME HIGH STATS

	No.	Opponent	Date
Completions	2	2x (last at LSU)	10/22/11
Pass Attempts	4	2x (last at LSU)	10/22/11
Pass Yards	18	Arkansas	10/22/11
Pass TDs	0	--	--

	No.	Opponent	Date
Rush Attempts	13	Arkansas	10/8/11
Rush Yards	54	Arkansas	10/8/11
Rush TDs	1	Arkansas	10/8/11

FRAZIER'S GAME-BY-GAME PASSING STATS

DATE	OPPONENT	CMP	ATT	YDS	INT	TD	TD Pass
9/3/11	UTAH STATE	0	0	0	0	0	--
9/10/11	MISSISSIPPI STATE	0	0	0	0	0	--
9/17/11	at Clemson	0	0	0	0	0	--
9/24/11	FLORIDA ATLANTIC	0	1	0	0	0	--
10/1/11	at South Carolina	0	0	0	0	0	--
10/8/11	at Arkansas	2	4	18	2	0	--
10/15/11	FLORIDA	1	1	0	0	0	--
10/22/11	at LSU	2	4	16	0	0	--
10/29/11	OLE MISS	0	0	0	0	0	--
11/12/11	at Georgia	0	0	0	0	0	--
11/19/11	SAMFORD	0	0	0	0	0	--
11/26/11	ALABAMA	0	2	0	0	0	--

FRAZIER'S GAME-BY-GAME RUSHING STATS

DATE	OPPONENT	ATT	YDS	Avg.	TD	TD Runs
9/4/10	UTAH STATE	0	0	0.0	0	--
9/9/10	MISSISSIPPI STATE	0	0	0.0	0	--
9/18/10	at Clemson	1	3	0.0	0	--
9/25/10	FLORIDA ATLANTIC	3	30	10.0	0	--
10/1/11	at South Carolina	8	48	5.3	0	--
10/8/11	at Arkansas	13	54	4.2	1	7
10/15/11	FLORIDA	8	41	5.1	0	--
10/22/11	at LSU	9	31	3.4	0	--
10/29/11	OLE MISS	4	8	2.0	0	--
11/12/11	at Georgia	1	1	1.0	0	--
11/19/11	SAMFORD	4	28	7.0	0	--
11/26/11	ALABAMA	8	28	3.5	0	--



**ELTORO
FREEMAN** #21
LB

5-11 • 221 • Sr. • 2L
Alexander City, Ala. (Miss. Gulf Coast CC)
Exercise Science

2011 — *Phil Steele All-SEC Third Team* ... Played in 11 games with six starts ... Ranks 17th in the SEC with 9.5 TFL ... All 9.5 TFL have come in league games, the eighth-best total in the SEC ... Fourth on the team with 54 tackles ... Made his season debut against Mississippi State ... Posted four tackles ... Added half a tackle for loss ... Two tackles at Clemson ... Saw time against FAU ... Had a pair of tackles in win over South Carolina ... Totaled seven tackles and two TFL at Arkansas ... Made his first start of the season against Florida and tallied three tackles including his first sack of the year ... It was his 13th career start and first since the 2010 Iron Bowl ... Eight tackles, including two TFL for four yards at LSU in his second start of the year ... Posted team-best 11 tackles along with two sacks and one forced fumble against Ole Miss ... Eight tackles and 1.5 TFL for 8 yards at Georgia ... Also forced one fumble and became the first Auburn player since 2006 to recover two fumbles in one game ... Four stops against Alabama.

2010 — Appeared in 12 games with five starts ... Totaled 37 tackles with 4.0 TFL's and 1.0 sack ... Started season opener vs. Arkansas State and registered six tackles with a TFL (minus 4 yards) and one QB hurry ... In SEC opener at Mississippi State, led AU in tackles with nine stops, including six solo tackles ... Also had one 1.0 TFL for minus 1 yard vs. MSU ... Saw limited snaps vs. Clemson and did not make a tackle ... Played vs. South Carolina but did not have a tackle ... Against ULM, totaled three tackles, all solo stops, in limited snaps ... Did not play vs. Kentucky and Arkansas ... Saw snaps vs. LSU but did not have a tackle ... Played vs. Ole Miss but did not register a tackle ... Against UTC, started and led all tacklers with eight stops ... Played vs. Georgia but did not have a tackle ... Started vs. Alabama and tied season high with nine tackles ... Recorded first sack of season (minus 3 yards) and tied career best with a pair of TFL's (minus 5 yards) ... Part of AU defense that held Alabama to 67 yards total offense in second half ... Started and had one tackle in win over South Carolina in SEC Championship Game ... Registered one solo tackle vs. Oregon in BCS National Championship Game.

2009 — Appeared in 10 games with seven starts ... Totaled 31 tackles ... Did not play in season opener vs. Louisiana Tech ... In first collegiate action, recorded six tackles vs. Mississippi State ... Earned first career start vs. West Virginia and had one solo tackle ...



Player Bios



Started vs. LSU and recorded season-high 12 tackles with a sack (minus 10 yards) and 2.0 TFL's (minus 12 yards), both first of AU career ... Tied for team high with nine tackles vs. Ole Miss ... Six of nine tackles vs. Rebels were solo ... Also had one QB hurry vs. Rebels ... Started vs. Furman, but did not record a tackle in limited snaps ... Totaled a pair of tackles vs. Georgia before leaving in first half with injury ... Did not play vs. Alabama due to injury ... Had one solo tackle vs. Northwestern in Outback Bowl.

SPRING 2009 — Participated in spring drills at Auburn after enrolling in January

JUNIOR COLLEGE — Junior College Coach: Steve Campbell ... Played at Mississippi Gulf Coast CC in Perkinston, Miss. As a freshman in 2007, helped Mississippi Gulf Coast to National Championship Redshirted in 2008.

HIGH SCHOOL — High School Coach: Carl Martin ... Recorded 140 tackles and 10 sacks at linebacker his senior year, while taking 15 carries for 223 yards and three scores at running back ... Recorded 100 tackles, including 52 for losses his junior year ... Named a *PrepStar* All-American recruit ... Listed as tenth-ranked prospect in state of Alabama by *The Birmingham News* ... Ranked No. 19 nationally at outside linebacker and the No. 10 overall recruit in Alabama by rivals.com ... Ranked No. 20 among outside linebackers by ESPN.com ... Selected by the AHSAA to play in the Alabama North/South All-Star game as a junior ... Named *Birmingham News* and ASWA Class 5A All-State ... Selected as a member of the *Atlanta Journal-Constitution* Super Southern 100 ... Ranked the No. 78 prospect in the *Mobile Register's* Super Southeast 120 ... Named a *Birmingham News* Super Senior before the 2006 campaign.

PERSONAL — Born May 7, 1989 ... Son of Greta and Rome Freeman ... Major: Exercise Science.

FREEMAN'S CAREER DEFENSIVE STATS

YEAR	G/GS	TT	UT	AT	TFL-YDS	QBS-YDS	FF/FR	PD	I/YDS
2009	10/7	31	15	16	2.0-12	1.0-10	0/0	0	0/0
2010	12/5	37	22	15	4.0-10	1.0-3	0/0	0	0/0
2011	11/6	54	31	23	9.5-30	3.0-9	2/2	0	0/0
Totals	32/17	118	65	53	15.5-52	5.0-22	2/2	0	0/0

FREEMAN'S CAREER GAME HIGH STATS

	No.	Opponent	Date
Tackles	12	LSU	10/24/09
TFL's	2.0	4x (last vs. Ole Miss)	10/29/11
Sacks	2.0	Ole Miss	10/29/11

FREEMAN'S GAME-BY-GAME DEFENSIVE STATS

DATE	OPPONENT	TT	UT	AT	TFL-YDS	QBS-YDS
9/5/09	LOUISIANA TECH	DID NOT PLAY				
9/12/09	MISSISSIPPI STATE	6	2	4	0.0-0	0.0-0
9/19/09	* WEST VIRGINIA	1	1	0	0.0-0	0.0-0
9/26/09	* BALL STATE	0	0	0	0.0-0	0.0-0
10/3/09	* at Tennessee	0	0	0	0.0-0	0.0-0
10/10/09	at Arkansas	DID NOT PLAY				
10/17/09	KENTUCKY	0	0	0	0.0-0	0.0-0
10/24/09	* at LSU	12	5	7	2.0-12	1.0-10
10/31/09	* OLE MISS	9	6	3	0.0-0	0.0-0
11/7/09	* FURMAN	0	0	0	0.0-0	0.0-0
11/14/09	* at Georgia	2	0	2	0.0-0	0.0-0
11/27/09	ALABAMA	DID NOT PLAY				
1/1/10	Northwestern (Outback)	1	1	0	0.0-0	0.0-0

DATE	OPPONENT	TT	UT	AT	TFL-YDS	QBS-YDS
9/4/10	* ARKANSAS STATE	6	3	3	1.0-4	0.0-0
9/9/10	* at Mississippi State	9	6	3	1.0-1	0.0-0
9/18/10	CLEMSON	0	0	0	0.0-0	0.0-0
9/25/10	SOUTH CAROLINA	0	0	0	0.0-0	0.0-0
10/2/10	LOUISIANA-MONROE	3	3	0	0.0-0	0.0-0
10/9/10	at Kentucky	DID NOT PLAY				
10/16/10	ARKANSAS	DID NOT PLAY				
10/23/10	LSU	0	0	0	0.0-0	0.0-0
10/30/10	at Ole Miss	0	0	0	0.0-0	0.0-0
11/6/10	* CHATTANOOGA	8	3	5	0.0-0	0.0-0
11/13/10	GEORGIA	0	0	0	0.0-0	0.0-0
11/26/10	* at Alabama	9	6	3	2.0-5	1.0-3
12/4/10	South Carolina (SECCG)	1	0	1	0.0-0	0.0-0
1/10/11	Oregon (BCSNCG)	1	1	0	0.0-0	0.0-0

DATE	OPPONENT	TT	UT	AT	TFL-YDS	QBS-YDS
9/3/11	UTAH STATE	DID NOT PLAY				
9/10/11	MISSISSIPPI STATE	4	3	1	0.5-3	0.0-0
9/17/11	at Clemson	2	0	2	0.0-0	0.0-0
9/24/11	FLORIDA ATLANTIC	0	0	0	0.0-0	0.0-0
10/1/11	at South Carolina	2	2	0	0.0-0	0.0-0
10/8/11	at Arkansas	7	4	3	2.0-4	0.0-0
10/15/11	* FLORIDA	3	2	1	1.5-3	1.0-1
10/22/11	* at LSU	8	2	6	2.0-4	0.0-0
10/29/11	* OLE MISS	11	9	2	2.0-8	2.0-8
11/12/11	* at Georgia	8	5	3	1.5-8	0.0-0
11/19/11	* SAMFORD	5	3	2	0.0-0	0.0-0
11/26/11	* ALABAMA	4	3	1	0.0-0	0.0-0



BRANDON

#11

FULSE

TE

6-4 • 238 • Fr. • HS
 Ft. Meade, Fla. (Ft. Meade)
 Undecided

2011 — Played in 12 games with two starts ... Made his first career start against Florida Atlantic ... Recorded the first two receptions of his career ... Finished with two catches for 12 yards ... Started for the second straight week at South Carolina ... Saw snaps in the last seven games of the season in various packages and on special teams.

HIGH SCHOOL — Listed as the nation's No. 5 tight end by ESPN.com/Scouts Inc. and the No. 94 player overall on the ESPNU 150 ... Rated as the No. 8 tight end in the nation, the No. 28 recruit from Florida and the No. 150 player overall nationally by 247Sports ... Named the nation's No. 10 tight end, the No. 30 player from the state of Florida and the No. 162 player in the nation overall by Rivals.com ... Rated seventh nationally among tight ends by MaxPreps ... Ranked No. 13 nationally among tight ends by Scout.com ... Named a *PrepStar* All-American ... Rated as the No. 63 recruit from Florida by *SuperPrep* ... Selected to play in the 2011 Under Armour All-America game ... Ranked No. 65 in the *Mobile Press-Register's* Super Southeast 120 ... Had 43 catches for 730 yards and 10 touchdowns as a senior while recording eight sacks on defense ... As a junior, had 20 catches for 265 yards and two scores while collecting 70 tackles, 18 tackles for loss and 10 sacks.

PERSONAL — Born Aug. 5, 1992 ... Son of Chad Fulse and Diana Clark ... Major: Undecided.

FULSE'S CAREER RECEIVING STATS

YEAR	G/GS	NO	YDS	AVG	TD	LP/OPPONENT
2011	12/2	2	12	6.0	0	13/Florida Atlantic

FULSE'S GAME-BY-GAME RECEIVING STATS

DATE	OPPONENT	REC	YDS	AVG	TD	TD REC
9/3/11	UTAH STATE	0	0	0.0	0	--
9/10/11	MISSISSIPPI STATE	0	0	0.0	0	--
9/17/11	at Clemson	0	0	0.0	0	--
9/24/11	* FLORIDA ATLANTIC	2	12	6.0	0	--
10/1/11	* at South Carolina	0	0	0.0	0	--
10/8/11	at Arkansas	0	0	0.0	0	--
10/15/11	FLORIDA	0	0	0.0	0	--
10/22/11	at LSU	0	0	0.0	0	--
10/29/11	OLE MISS	0	0	0.0	0	--
11/12/11	at Georgia	0	0	0.0	0	--
11/19/11	SAMFORD	0	0	0.0	0	--
11/26/11	ALABAMA	0	0	0.0	0	--



Player Bios



JUSTIN GARRETT #26 LB

6-1 • 198 • Fr. • HS
Tucker, Ga. (Tucker)
Undecided

2011 — Saw action in seven games with one start ... Had one tackle in the opener with Utah State ... Saw playing time against Mississippi State ... Recorded one tackle at Clemson ... Missed five games due to injury ... Returned to action against Ole Miss ... Had one tackle against the Rebels ... One tackle against Georgia ... Made his first career start against Samford ... Totaled five tackles, including one TFL for 1 yard ... Saw snaps against Alabama.

HIGH SCHOOL — Ranked No. 12 nationally among outside linebackers by Scout.com ... Listed as the nation's No. 84 outside linebacker by ESPN.com/Scouts Inc. ... Named the nation's No. 65 player from the state of Georgia by Rivals.com ... Rated as the No. 56 recruit from Georgia by SuperPrep ... Named to the All-Southeast Region team by PrepStar ... Ranked No. 46 on the Atlanta Journal Constitution's Fab 50 ... Selected to play in the Offense-Defense Bowl in Myrtle Beach, S.C., following his senior season ... Named to the All-DeKalb County team as a senior after collecting 70 tackles including four sacks and forcing two fumbles.

PERSONAL — Born July 19, 1993 ... Son of Carl and Debbie Garrett ... Major: Undecided.

GARRETT'S CAREER DEFENSIVE STATS

YEAR	G/GS	TT	UT	AT	TFL-YDS	QBS-YDS	FF/FR	PD	I/YDS
2011	7/1	4	3	1	0.0-0	0.0-0	0/0	0	0/0

GARRETT'S CAREER GAME HIGH STATS

	No.	Opponent	Date
Tackles	5	Samford	11/19/11
Tackles for Loss	1.0	Samford	11/19/11

GARRETT'S GAME-BY-GAME DEFENSIVE STATS

DATE	OPPONENT	TT	UT	AT	TFL-YDS	QBS-YDS
9/3/11	UTAH STATE	1	1	0	0.0-0	0.0-0
9/10/11	MISSISSIPPI STATE	0	0	0	0.0-0	0.0-0
9/17/11	at Clemson	1	1	0	0.0-0	0.0-0
9/24/11	FLORIDA ATLANTIC				DID NOT PLAY	
10/1/11	at South Carolina				DID NOT PLAY	
10/8/11	at Arkansas				DID NOT PLAY	
10/15/11	FLORIDA				DID NOT PLAY	
10/22/11	at LSU				DID NOT PLAY	
10/29/11	OLE MISS	1	1	0	0.0-0	0.0-0
11/12/11	at Georgia	1	0	1	0.0-0	0.0-0
11/19/11	* SAMFORD	5	3	2	1.0-1	0.0-0
11/26/11	ALABAMA	0	0	0	0.0-0	0.0-0



COREY GRANT #20 RB

5-11 • 193 • Fr. • TR
Opelika, Ala. (Opelika)
Undecided

2011 — Sitting out to satisfy NCAA transfer rules.

PRIOR TO AUBURN — Spent the 2010 season at the University of Alabama as a redshirt player.

HIGH SCHOOL — Attended Opelika High School in Opelika, Ala. ... Ranked a four-star prospect by Rivals.com and Scout.com ... Ranked as the nation's No. 5 all-purpose running back by Rivals.com and a member of the Rivals250 ... Listed as the No. 23 running back prospect nationally by both ESPNU and Scout.com ... No. 7 on

The Mobile Press-Register's Elite 18 in Alabama ... Also rated No. 71 in the Press-Register's Super Southeast 120 ... The No. 11 player in The Birmingham News Super Senior postseason rankings ... SuperPrep magazine All-American ... The publication ranked Grant as the state's No. 6 player and the country's No. 14 running back ... A PrepStar All-American at running back ... Played in the 2010 Alabama/Mississippi All-Star Game ... two-time defending Alabama 6A State 100-meter champion and also won the 2009 200 meters ... Rushed for 812 yards and 11 touchdowns while splitting time at running back and wide receiver and catching 16 passes for 235 yards and two more scores ... 2009 Class 6A honorable mention ASWA All-State selection ... Rushed for 724 yards and 14 touchdowns as a junior in 2008 while averaging 8.2 yards per carry ... Also averaged 28.4 yards per punt return with two scores.

PERSONAL — Born December 19, 1991 ... Son of Deborah and Ike Grant ... Major: Undecided.



A.J. GREENE #77 OL

6-5 • 295 • Sr. • 1L
Madison, Tenn. (Brentwood Academy)
Anthropology

CAREER — Appeared in 18 games with 14 starts.

2011 — Played in 11 games with 10 starts ... Part of an offensive line that paved the way for Auburn running back Michael Dyer to rush for the second-highest total in the SEC - 1,242 yards ... Saw snaps on the offensive line against Utah State ... Got the start at right tackle against Mississippi State ... Start vs. MSU was his first start since Clemson in September 2010 ... Made his second-straight start at left tackle against Clemson ... Third consecutive start at left tackle in win over FAU ... Started at South Carolina ... Was the starter at left tackle at Arkansas and at home against Florida ... Made the start at left tackle on the road at LSU and at home in win over Ole Miss ... Starter at left tackle against Georgia, Samford and Alabama.

2010 — Started first three games of season before sustaining season-ending injury vs. Clemson ... Made first career start in season opener vs. Arkansas State ... Was part of o-line that totaled 608 yards of total offense vs. ASU ... In SEC opener at Mississippi State, part of o-line that helped Tigers rush for 190 yards and average 5.2 yards per play ... Started vs. Clemson and was part of o-line that helped Tigers amass 424 yards total offense including 221 rushing yards ... Left game in second half vs. Clemson due to injury.

2009 — Appeared in two games, seeing time against Mississippi State and Furman.

2008 — Did not play.

HIGH SCHOOL — High School Coach: Carlton Flatt ... Recorded 46 tackles and six sacks while helping Brentwood Academy to the Div. II Class 3A State Championship his senior year ... Named a finalist for Div. II, Class 3A Lineman of the Year in 2006 ... Attended the same high school as current Tiger Mike Berry and former Tiger King Dunlap.

PERSONAL — Born September 25, 1989 ... Son of Sonya Farley-Greene and Aubrey Greene Sr. ... Major: Anthropology.



GARRETT HARPER #86 WR

5-9 • 180 • Fr. • HS
Springdale, Ark. (Shiloh Christian)
Pre-Business

2011 — Saw action in eight games, primarily on special teams.

HIGH SCHOOL — High School Coach: Josh Floyd

PERSONAL — Born Oct. 22, 1992 ... Son of Karyn and Craig Harper ... Major: Pre-Business.



Player Bios



KEYMIYA HARRELL #45 DE

6-4 • 225 • Fr. • HS
Plantersville, Ala. (Dallas County)
Undecided

2011 — Has not played.

HIGH SCHOOL — Rated the No. 27 weakside defensive end in the nation and the No. 14 overall prospect in Alabama by Rivals.com ... Ranked No. 39 defensive end in the nation by ESPN.com/Scouts, Inc. ... Ranked No. 62 nationally among defensive ends and the No. 26 player in the state of Alabama by Scout.com ... Listed as the No. 18 recruit from Alabama by SuperPrep ... Named to the All-Southeast Region team by PrepStar ... Ranked No. 14 on the *Mobile Press-Register's* Elite 18 ... Ranked No. 22 on the *Birmingham News's* list of the Alabama Super Seniors ... Led team in tackles in 2010 with 57 ... Also had four sacks for minus 28 yards in 2010 with one blocked punt and two fumble recoveries ... Recorded 75 tackles, nine sacks and five blocked punts in 2009 ... Was also a punter and played tight end as freshman ... Also plays center on Dallas County basketball team that is currently ranked No. 4 in the state ... Averaged 10 points and 10 rebounds per game as a junior.

PERSONAL — Born Feb. 25, 1992 ... Son of Chris Harrell ... Major: Undecided.



JOSH HARRIS #61 DS

6-1 • 224 • Sr. • 2L
Carrollton, Ga. (Carrollton)
Public Administration

CAREER — AU's deep snapper the last two seasons ... Awarded scholarship by coaches in August 2010 ... Six career special teams tackles.

2011 — *SEC Academic Honor Roll* ... Has three special teams tackles ... Deep snapper on all field goal, PAT's and punts ... Posted a special teams tackle against Alabama.

2010 — Deep snapper on all field goal, PAT's and punts.

2009 — *SEC Academic Honor Roll* ... Appeared in all 13 games ... Deep snapper on field goal attempts, PAT and punts.

2008 — *SEC Academic Honor Roll* ... Did not play.

HIGH SCHOOL — High School Coach: Rayvan Teague.

PERSONAL — Born April 27, 1989 ... Son of Lori and John Harris ... Major: Political Science.



JAKE HOLLAND #5 LB

6-1 • 235 • So. • 1L
Pelham, Ala. (Pelham)
Pre-Building Science

2011 — Played in 11 games with six starts ... Eighth on the team with 41 tackles ... Made his first career start against Utah State ... Totaled career-best 11 tackles with two tackles for loss ... Had just 12 career tackles prior to opener ... Had five tackles against Mississippi State ... Also credited with half a tackle for loss against the Bulldogs ... Added two QB hurries ... Seven tackles and one break-up at Clemson ... First career interception against Florida Atlantic ... Added three tackles, one for loss ... Six tackles and a forced fumble in win over South Carolina ... Two tackles at Arkansas ... Three tackles and one QB hurry against

Florida ... Two tackles on the road at LSU ... Saw action against Georgia ... Two tackles against Samford ... Saw snaps against Alabama.

2010 — Played in nine games and totaled 12 tackles with 2.0 TFL's and 1.0 sack ... Saw first action of the season vs. ULM ... Totaled three tackles, all solo, with a sack (minus 3 yards) and a fumble recovery ... Saw limited snaps vs. Kentucky ... Had one PBU in limited action vs. Arkansas ... Registered one tackle vs. LSU in limited snaps ... Had one tackle in limited snaps vs. Ole Miss ... Against UTC, matched season total entering game with five tackles, with three coming on solo stops ... Played vs. Georgia but did not have a tackle ... In SEC Championship Game vs. South Carolina, totaled two tackles with a TFL for minus 1 yard and a QB hurry ... Had limited snaps vs. Oregon in BCS National Championship Game.

HIGH SCHOOL — High School Coach: Brett Burnett ... No. 8-rated inside line-backer and the No. 10 player in Alabama by Rivals.com ... No. 8-rated middle line-backer by ESPN.com/Scouts Inc. ... No. 12-rated middle linebacker by Scout.com ... Ranked as the No. 12 player in Alabama by SuperPrep ... Named to the All-Southeast Region team by PrepStar ... Ranked 20th among middle linebackers by Tom Lemming on Maxpreps.com ... Selected to the 2009 6A All-State Team by the Alabama Sports Writers Association as a senior ... Was a participant in the 2010 Under Armour All-American game ... No. 10 on the *Birmingham News's* list of the Alabama Super Seniors ... Ranked 12th on the *Mobile Press Register's* 2009 Elite 18 ... No. 109 on the *Mobile Press Register's* Super Southeast 120 ... Member of the *Orlando Sentinel's* 2009 All-Southern football team ... Finished his high school career with 351 tackles ... Totaled 153 tackles, 16 tackles for loss, a sack, four pass breakups, four forced fumbles, three interceptions and three fumble recoveries as a senior ... Racked up 129 tackles (74 solo) as a junior to go along with two sacks, eight quarterback hurries, one interception, one fumble recovery and five forced fumbles.

PERSONAL — Born Sept. 9, 1991 ... Son of Jeff and Terri Holland and Reid and Kimberly Hopkins ... Major: Pre-Building Science.

HOLLAND'S CAREER DEFENSIVE STATS

YEAR	G/GS	TT	UT	AT	TFL-YDS	QBS-YDS	FF/FR	PD	I/YDS
2010	9/0	12	7	5	2.0-3	1.0-2	0/1	1	0/0
2011	11/6	41	24	17	3.5-14	0.0-0	1/0	1	1/0
Totals	20/6	53	31	22	5.5-17	1.0-2	1/1	2	1/0

HOLLAND'S CAREER GAME HIGH STATS

	No.	Opponent	Date
Tackles	11	Utah State	9/3/11
TFL's	2.0	Utah State	9/3/11
Sacks	1.0	ULM	10/2/10

HOLLAND'S CAREER DEFENSIVE STATS

DATE	OPPONENT	TT	UT	AT	TFL-YDS	QBS-YDS
9/4/10	ARKANSAS STATE				DID NOT PLAY	
9/9/10	at Mississippi State				DID NOT PLAY	
9/18/10	CLEMSON				DID NOT PLAY	
9/25/10	SOUTH CAROLINA				DID NOT PLAY	
10/2/10	LOUISIANA-MONROE	3	3	0	1.0-3	1.0-3
10/9/10	at Kentucky	0	0	0	0.0-0	0.0-0
10/16/10	ARKANSAS	0	0	0	0.0-0	0.0-0
10/23/10	LSU	1	0	1	0.0-0	0.0-0
10/30/10	at Ole Miss	1	0	1	0.0-0	0.0-0
11/6/10	CHATTANOOGA	5	3	2	0.0-0	0.0-0
11/13/10	GEORGIA	0	0	0	0.0-0	0.0-0
11/26/10	at Alabama				DID NOT PLAY	
12/4/10	South Carolina (SECCG)	2	1	1	1.0-1	0.0-0
1/10/11	Oregon (BCSNCG)	0	0	0	0.0-0	0.0-0

DATE	OPPONENT	TT	UT	AT	TFL-YDS	QBS-YDS
9/3/11	* UTAH STATE	11	4	7	2.0-7	0.0-0
9/10/11	* MISSISSIPPI STATE	5	4	1	0.5-0	0.0-0
9/17/11	* at Clemson	7	5	2	0.0-0	0.0-0
9/24/11	* FLORIDA ATLANTIC	3	2	1	1.0-7	0.0-0
10/1/11	* at South Carolina	6	4	2	0.0-0	0.0-0
10/8/11	* at Arkansas	2	0	2	0.0-0	0.0-0
10/15/11	FLORIDA	3	3	0	0.0-0	0.0-0
10/22/11	at LSU	2	0	2	0.0-0	0.0-0
10/29/11	OLE MISS				DID NOT PLAY	
11/12/11	at Georgia	0	0	0	0.0-0	0.0-0
11/19/11	SAMFORD	2	2	0	0.0-0	0.0-0
11/26/11	ALABAMA	0	0	0	0.0-0	0.0-0



Player Bios



DAVIS #45
HOOPER RB

5-11 • 215 • Sr. • 1L
Montgomery, Ala. (Trinity Presbyterian)
Finance

2011 — Out for season with knee injury ... Awarded scholarship in August 2011 prior to injury.

2010 — Appeared in four games and totaled 37 yards on 12 carries ... Carried five times for 15 yards in season opener vs. Arkansas State ... Against UTC, had two carries for 2 yards.

2009 — Appeared in three games, Ball State, Tennessee and Furman.

HIGH SCHOOL — High School Coach: Randy Ragsdale ... All-State ... All-Metro ... All-Capital City Conference ... Perseverance Award from Quarterback Club ... Helped lead team to a state championship ... All-State and All-Metro in Baseball

PERSONAL — Born March 16, 1988 ... Son of Thomas and Perry Hooper ... Major: Finance.

HOOPER'S CAREER RUSHING STATS

YEAR	G/GS	NO	YDS	AVG	TD	LP/OPPONENT
2009	3/0	3	1	0.3	0	2/ Furman
2010	4/0	12	37	3.1	0	6/Arkansas State
2011	0/0	0	0	0.0	0	--
Totals	7/0	15	38	2.5	0	6/Arkansas State



CHRIS #40
HUMPHRIES RB

6-2 • 223 • Sr. • 2L
Somerville, Ala. (Brewer)
Agricultural Economics

2012 — Played in 11 games ... Saw playing time on special teams in all eight games up to Ole Miss ... Missed Ole Miss game due to injury ... Returned to action against Georgia ... Saw snaps on special teams against Samford and Alabama.

2010 — Appeared in nine games and totaled four tackles ... Saw limited playing time in season opener vs. Arkansas State but did not record a tackle ... Played in SEC opener at Mississippi State, seeing snaps on special teams but did not record a tackle ... Did not play vs. Clemson ... Saw time on special teams vs. South Carolina ... Against ULM, saw extended snaps and totaled career-best three tackles and first career fumble recovery ... Did not play vs. Kentucky ... Saw time on special teams vs. Arkansas ... Played vs. LSU but did not have a tackle ... Saw playing time vs. Ole Miss ... Had one solo tackle vs. UTC ... Saw time vs. South Carolina in SEC Championship Game.

2009 — Saw action in 11 games, primarily on special teams ... Had eight tackles, including one tackle for loss and one forced fumble ... Third on team with six special teams tackles ... Career-high three tackles, all on special teams, in Outback Bowl victory over Northwestern ... Had two stops against Mississippi State and one each versus Louisiana Tech, Arkansas and Ole Miss ... Tackle versus Louisiana Tech was a tackle for loss (-1 yard) ... Forced a fumble on a vicious hit on the opening kickoff against Ole Miss that set the tone for the game for Tigers.

HIGH SCHOOL — High School Coach: Billy Coleman ... Four year All-Area ... Wendy's High School Heisman Nominee ... Defensive Player of the Year Hartselle Region as a junior ... Defensive Player of the Year Runner-up Hartselle Region as a senior ... Ranked third as a senior on ESPN Recruit Tracker for MLB.

PERSONAL — Born Nov. 1, 1988 ... Son of Randy and Kim Humphries ... Major: Agricultural Economics.

HUMPHRIES' CAREER DEFENSIVE STATS

YEAR	G/GS	TT	UT	AT	TFL-YDS	QBS-YDS	FF/FR	PD	I/YDS
2009	11/0	8	6	2	1.0-1	0.0-0	1/0	0	0/0
2010	9/0	4	2	2	0.0-0	0.0-0	0/1	0	0/0
2011	11/0	0	0	0	0.0-0	0.0-0	0/0	0	0/0
Totals	31/0	12	8	4	1.0-1	0.0-0	1/1	0	0/0



BOBBY #67
INGALLS OL

6-7 • 325 • Sr. • SQ
Gardendale, Ala. (Gardendale)
Philosophy

2011 — Saw action in four games this season as a reserve offensive lineman.

HIGH SCHOOL — Played for coach Chris Fancher

PERSONAL — Born May 16, 1989 ... Son of Cathy and Jim Ingalls ... Major: Philosophy.



CHRIS #33
LANDRUM LB

6-3 • 235 • Fr. • HS
Sweetwater, Ala. (Sweetwater)
Undecided

2011 — Has not played.

HIGH SCHOOL — Listed as the No. 48 player at OLB nationally and No. 19 player in Alabama by Rivals.com ... Rated the No. 22 prospect at outside linebacker nationally and the No. 11 player in the state of Alabama by Scout.com ... Ranked 105th at outside linebacker nationally by ESPN.com/Scouts, Inc. ... Listed as the No. 10 recruit from Alabama by SuperPrep ... Named to the All-Southeast Region team by PrepStar ... Ranked No. 13 on the Birmingham News' list of the Alabama Super Seniors ... Rated No. 17 on the Mobile Press-Register's Elite 18 ... Also played running back ... Helped lead Sweet Water to 2010 state title and earned MVP honors of state title game ... Had 8-yard rushing TD and seven tackles with a fumble recovery in title game ... As a junior in 2009, totaled 68 tackles with 12 sacks and 974 yards rushing.

PERSONAL — Born Sep. 14, 1992 ... Son of Roosevelt Landrum Jr. and Jackie Landrum ... Major: Undecided.



Player Bios



COREY #55
LEMONIER DE

6-4 • 228 • So. • 1L
Hialeah, Fla. (Hialeah)
Pre-Business

LEMONIER'S CAREER DEFENSIVE STATS

YEAR	G/GS	TT	UT	AT	TFL-YDS	QBS-YDS	FF/FR	PD	I/YDS
2010	14/1	17	12	5	5.0-23	2.0-13	1/0	0	0/0
2011	12/12	44	25	19	13.5-79	9.5-66	5/1	0	0/0
Totals	26/13	61	37	24	18.5-102	11.5-79	6/1	0	0/0

LEMONIER'S CAREER GAME HIGH STATS

	No.	Opponent	Date
Tackles	6	3x (last at Georgia)	11/12/11
TFL's	3.0	Florida	10/15/11
Sacks	2.0	2x (last at Georgia)	11/12/11

LEMONIER'S GAME-BY-GAME DEFENSIVE STATS

DATE	OPPONENT	TT	UT	AT	TFL-YDS	QBS-YDS
9/4/10	ARKANSAS STATE	1	0	1	0.0-0	0.0-0
9/9/10	at Mississippi State	1	0	1	0.0-0	0.0-0
9/18/10	CLEMSON	1	0	1	0.0-0	0.0-0
9/25/10	SOUTH CAROLINA	2	1	1	1.0-8	1.0-8
10/2/10	LOUISIANA-MONROE	3	3	0	2.0-8	1.0-5
10/9/10	at Kentucky	0	0	0	0.0-0	0.0-0
10/16/10	ARKANSAS	0	0	0	0.0-0	0.0-0
10/23/10	LSU	0	0	0	0.0-0	0.0-0
10/30/10	at Ole Miss	2	2	0	1.0-4	0.0-0
11/6/10	* CHATTANOOGA	0	0	0	0.0-0	0.0-0
11/13/10	GEORGIA	1	1	0	0.0-0	0.0-0
11/26/10	at Alabama	1	0	1	0.0-0	0.0-0
12/4/10	South Carolina (SECCG)	2	2	0	0.0-0	0.0-0
1/10/11	Oregon (BCSNCG)	3	2	1	1.0-3	0.0-0

DATE	OPPONENT	TT	UT	AT	TFL-YDS	QBS-YDS
9/3/11	* UTAH STATE	3	1	2	0.0-0	0.0-0
9/10/11	* MISSISSIPPI STATE	5	3	2	2.0-6	1.0-4
9/17/11	* at Clemson	0	0	0	0.0-0	0.0-0
9/24/11	* FLORIDA ATLANTIC	6	6	0	2.0-15	1.0-11
10/1/11	* at South Carolina	2	2	0	1.0-1	1.0-1
10/8/11	* at Arkansas	4	2	2	2.0-9	1.0-6
10/15/11	* FLORIDA	6	6	0	3.0-20	2.0-16
10/22/11	* at LSU	5	0	5	0.0-0	0.0-0
10/29/11	* OLE MISS	3	0	3	0.5-10	0.5-10
11/12/11	* at Georgia	6	2	4	2.0-8	2.0-8
11/19/11	* SAMFORD	0	0	0	0.0-0	0.0-0
11/26/11	* ALABAMA	4	3	1	1.0-10	1.0-10

2011 — *Coaches First Team All-SEC ... AP All-SEC Second Team ... SEC Coaches Pre-Season Third Team ... Phil Steele All-SEC First Team ... Phil Steele Third-Team All-America ... Phil Steele Midseason All-SEC First Team and Honorable Mention All-American ... SEC Defensive Player of the Week (10/17) ...* Ranks second in the SEC and 10th nationally with 9.5 sacks and fourth in SEC with 13.5 TFL ... Leads Auburn with 13.5 TFL and 9.5 sacks ... Totaled three tackles in the opener with Utah State ... Also added a pair of quarterback hurries ... Five tackles and one sack against Mississippi State ... Totaled two tackles for loss ... Forced one fumble and also credited with a QB hurry against the Bulldogs ... Sack was first since October 2, 2010 vs. ULM ... Started at Clemson ... Team-high six tackles to go with one sack and two tackles for loss against Florida Atlantic ... Registered a sack and blocked an extra point against South Carolina ... Four tackles, including one sack and two TFL at Arkansas ... Also forced a fumble and credited with a QB hurry against the Razorbacks ... Led Auburn defense with six tackles, including 3.0 tackles for loss (minus 20), including 2.0 quarterback sacks (minus 16) and four quarterback hurries against Florida ... Named Rivals.com's SEC Player of the Week and SEC Defensive Player of the Week for his efforts ... Tied career high in tackles and set career-bests in TFLs and sacks ... Had recorded at least one sack in four-straight games, including 8.0 TFL in that stretch ... First Auburn player to accomplish that feat since Antonio Coleman had at least one sack in six-straight games from 10/24/09-1/1/10 ... Totaled five tackles at LSU ... Posted three tackles and half a sack against Ole Miss ... Also picked up a fumble and returned it nine yards ... Totaled six tackles and two sacks in loss at Georgia ... Forced two fumbles in the first half, becoming the first Auburn player to accomplish the feat since Quentin Groves in 2006 at Alabama ... Two QB hurries against Samford ... Totaled four tackles and one sack against Alabama ... Forced a fumble on the lone sack that was recovered in the end zone for a touchdown.

2010 — *SEC Coaches' All-Freshman Team ...* Appeared in 14 games with one start and totaled 17 tackles with 5.0 TFL's and 2.0 sacks ... In season opener vs. Arkansas State, recored a pair of QB hurries and one tackle in limited action ... In SEC opener at Mississippi State, recorded first career forced fumble which led to AU field goal and a 17-7 lead ... Also totaled one tackle vs. MSU ... Recorded one assisted tackle vs. Clemson ... Against South Carolina, recorded two tackles with first career sack (minus 8 yards) ... Against ULM, recorded career best three tackles and 2.0 TFL's (minus 8 yards) with a sack (minus 5 yards) ... Also had two QB hurries ... Saw playing time but did not have a tackle vs. Kentucky ... Played but did not record a tackle vs. Arkansas ... Saw snaps on defense vs. LSU but did not have a tackle ... Against Ole Miss, registered a TFL for minus 4 yards to go with a pair of solo tackles ... Earned first start of career vs. UTC, had one QB hurry ... Against Georgia, had one tackle and one QB hurry ... Had one tackle vs. Alabama and helped hold Tide to 67 yards total offense in second half ... In SEC Championship Game vs. South Carolina, had a pair of tackles, both solo stops ... Against Oregon in BCS National Championship Game, totaled three tackles, tying season high, and one TFL for minus 3 yards.

HIGH SCHOOL — High School Coach: Marc Berman ... No. 35-ranked player in the nation, No. 3 weakside defensive end and No. 4 player in Florida by Rivals.com ... Ranked 46th overall, No. 7 defensive end and No. 6 player in Florida by Scout.com ... Ranked No. 94 on the ESPNU 150 ... Ranked as the No. 9 defensive end in the nation by ESPN.com/Scouts, Inc. ... Ranked No. 44 on the *SuperPrep* Elite 50 and the No. 11 defensive lineman and No. 4 player in Florida ... Named to the *PrepStar* Dream Team as the No. 108-ranked player in the nation ... Ranked No. 5 in the *Orlando Sentinel's* Florida Top 100 ... 2010 Under Armour All-American Game participant ... No. 13 on the *Mobile Press-Register's* 2010 Super Southeast 120 ... Selected to compete in the "Team USA vs. The World" all-star game ... Registered 50 tackles and 10 sacks as a junior.

PERSONAL — Born Nov. 19, 1991 ... Son of Henry and Francoise Lemonier ... Major: Pre-Business.



PHILIP #43
LUTZENKIRCHEN TE

6-5 • 250 • Jr. • 2L
Marietta, Ga. (Lassiter)
Communications

CAREER — Ranks first in touchdowns by a TE in Auburn history with 14 ... Holds AU single-season record for touchdowns by a TE with six (2011) ... Has three career game-winning touchdowns (South Carolina - 2010/2011, Alabama -2010).

2011 — *AP Second Team All-SEC ... Coaches' All-SEC Second Team ... Sports Illustrated Honorable Mention All-American ... Coaches Pre-Season All-SEC Third Team ... Phil Steele All-SEC Second Team ... Mackey Award Watch List ... Sports Illustrated Preseason All-SEC Team ... Phil Steele Preseason All-SEC Third Team ...* Played in 11 games with 10 starts ... Leads the team with seven TD receptions ... Tied for third nationally with seven touchdown catches by a tight end ... His 14 career touchdowns ties him for fourth among active tight ends ... Two receptions for 22 yards against Utah St. ... Scored on a 15-yard reception from Barrett Trotter ... Three receptions for 18 yards and a score against Mississippi State ... Touchdown was from 10 yards out ... Made his third start of the year against Clemson ... Did not play against FAU ... Scored the game-winning touchdown at South Carolina ... The nine-yard reception was his only catch of the day ... Two catches for 11 yards at Arkansas ... Three receptions for 48 yards in win over Florida ... 48 receiving yards tied his career high ... Totaled three catches for 23 yards at LSU ... Posted his second career two touchdown game with two scores on three receptions for 27 yards in win over Ole Miss ...



Player Bios



Posted two receptions for 14 yards and a touchdown ... Two receptions for 20 yards against Alabama ... Has scored four touchdowns in the last four games.

2010 — SEC Academic Honor Roll ... Appeared in 13 games with five starts and totaled 15 receptions for 185 yards and five TDs ... Third on team in TD receptions and fourth in receiving yards ... Saw playing time but did not have a reception in season opener vs. Arkansas State ... Played but did not have a catch in SEC opener at Mississippi State ... Played but did not have a catch vs. Clemson ... Earned first start, caught first pass and first TD catch of season vs. South Carolina ... Totaled three catches for 22 yards with a 7-yard TD grab that gave AU 28-27 lead in 4th quarter ... Against ULM, set career high with four catches and 41 yards with a career-long 26-yard grab ... Also had a 5-yard TD catch in second quarter ... Started and hauled in one pass for 12 yards vs. Kentucky ... Played but did not have a catch vs. Arkansas ... Started vs. LSU and hauled in one pass, a one-hand behind-the-back grab, for 6 yards ... Played vs. Ole Miss but did not have a catch before leaving in first half with injury ... Did not play vs. UTC due to injury ... Against Georgia, had two catches, both for TD's for first career multi-score game, totaling 31 yards ... TD grabs were for 18 and 13 yards ... First TD came in second quarter and tied game 21-21 ... Second score came in fourth quarter and gave AU 42-31 lead ... Against Alabama, only reception was 7-yard TD catch that gave AU a 28-27 lead with 11:55 left in game ... Only second TE in last 12 years (last coming in 2007) to have a TD reception in consecutive games ... Caught one pass for 18 yards in win over South Carolina in SEC Championship Game ... Against Oregon in BCS National Championship Game, started and caught two passes for 48 yards with a career-long catch of 39 yards.

2009 — Appeared in 13 games with one start ... Totaled five catches for 22 yards and two TDs ... Saw playing time but did not record a catch in season opener vs. Louisiana Tech ... Recorded first career catch, a 13-yard TD reception from Kodi Burns, vs. Mississippi State ... Played, but did not record a catch vs. West Virginia ... Caught 14-yard pass vs. Ball State ... Against LSU, caught two passes with one for season-long 17 yards and another for 1-yard TD ... Earned first career start and had one catch for season-long of 21 yards vs. Furman ... Played, but did not have a catch in last three games of the season.

HIGH SCHOOL — High School Coach: Chip Lindsey ... As a senior, caught 72 passes for 1,000 yards and seven touchdowns ... Finished his junior season with 46 receptions for 496 yards and seven scores while adding 48 tackles, an interception and a blocked punt on defense ... Named Class 5A All-State as a senior by the *Atlanta Journal-Constitution* and the Georgia Sports Writers Association ... Named to the *Atlanta Journal-Constitution* Super Southern 100 ... Ranked No. 74 on the *Mobile Press-Register's* Super Southeast 120 ... Ranked 172nd on the Rivals.com Rivals250 ... Ranked third nationally among tight ends and 11th on the Georgia Postseason Top 75 by Rivals.com ... Ranked as the tight end with the nation's best hands by Rivals.com ... Listed as the nation's No. 6 tight end by ESPN.com/Scouts, Inc. ... Ranked as the nation's No. 8 tight end by Scout.com ... Listed as the country's No. 11 tight end and the No. 11 player from Georgia by *SuperPrep* ... Named a *PrepStar* All-American.

PERSONAL — Born June 1, 1991 ... Son of Mike and Mary Lutzenkirchen ... Major: Communications.

LUTZENKIRCHEN'S CAREER RECEIVING STATS

YEAR	G/GS	NO	YDS	AVG	TD	LP/OPPONENT
2009	13/1	5	66	13.2	2	21/Furman
2010	13/5	15	185	12.3	5	39/Oregon (BCSNCG)
2011	11/10	24	238	9.9	7	32/Samford
Totals	37/16	44	489	11.1	14	39/Oregon (BCSNCG)

LUTZENKIRCHEN'S CAREER GAME HIGH STATS

	No.	Opponent	Date
Receptions	4	ULM	10/2/10
Rec. Yards	48	2x (last vs. Florida)	10/15/11
Rec. TDs	2	2x (last vs. Ole Miss)	10/29/11

LUTZENKIRCHEN'S GAME-BY-GAME RECEIVING STATS

DATE	OPPONENT	REC	YDS	AVG	TD	TD REC
9/5/09	LOUISIANA TECH	0	0	0.0	0	--
9/12/09	MISSISSIPPI STATE	1	13	13.0	1	13
9/19/09	WEST VIRGINIA	0	0	0.0	0	--
9/26/09	BALL STATE	1	14	14.0	0	--
10/3/09	at Tennessee	0	0	0.0	0	--
10/10/09	at Arkansas	0	0	0.0	0	--
10/17/09	KENTUCKY	0	0	0.0	0	--
10/24/09	at LSU	2	18	9.0	1	1
10/31/09	OLE MISS	0	0	0.0	0	--
11/7/09	* FURMAN	1	21	21.0	0	--
11/14/09	at Georgia	0	0	0.0	0	--
11/27/09	ALABAMA	0	0	0.0	0	--
11/1/10	Northwestern (Outback)	0	0	0.0	0	--

DATE	OPPONENT	REC	YDS	AVG	TD	TD REC
9/4/10	ARKANSAS STATE	0	0	0.0	0	--
9/9/10	at Mississippi State	0	0	0.0	0	--
9/18/10	CLEMSON	0	0	0.0	0	--
9/25/10	* SOUTH CAROLINA	3	22	7.3	#1	7
10/2/10	LOUISIANA-MONROE	4	41	13.7	1	26
10/9/10	* at Kentucky	1	12	12.0	0	--
10/16/10	ARKANSAS	0	0	0.0	0	--
10/23/10	* LSU	1	6	6.0	0	--
10/30/10	at Ole Miss	0	0	0.0	0	--
11/6/10	CHATTANOOGA	DID NOT PLAY				
11/13/10	GEORGIA	2	31	15.5	2	18, 13
11/26/10	* at Alabama	1	7	7.0	#1	7
12/4/10	South Carolina (SECCG)	1	18	18.0	0	--
1/10/11	Oregon (BCSNCG)	2	48	24.0	0	--

DATE	OPPONENT	REC	YDS	AVG	TD	TD REC
9/3/11	* UTAH STATE	2	22	11.0	1	15
9/10/11	* MISSISSIPPI STATE	3	18	6.0	1	10
9/17/11	* at Clemson	0	0	0.0	0	--
9/24/11	FLORIDA ATLANTIC	DID NOT PLAY				
10/1/11	* at South Carolina	1	9	9.0	#1	--
10/8/11	* at Arkansas	2	11	5.5	0	--
10/15/11	FLORIDA	3	48	16.0	0	--
10/22/11	* at LSU	3	23	7.7	0	--
10/29/11	* OLE MISS	3	27	9.0	2	13, 4
11/12/11	* at Georgia	2	16	8.0	1	4
11/19/11	* SAMFORD	3	46	15.3	1	32
11/26/11	* ALABAMA	2	20	10.0	0	--

#Game-winning touchdown



ERIC #60
MACK OL

6-3 • 361 • Fr. • HS
St. Matthews, SC (Calhoun County)
Undecided

2011 — Saw action in four games on the offensive line ... Saw snaps against Utah State, Ole Miss, Samford and Alabama.

2010 — Did not play.

HIGH SCHOOL — High School Coach: James Stokes ... Ranked No. 78 in the ESPNU 150 ... No. 2-rated offensive guard by ESPN.com/Scouts Inc. ... Rated the No. 6 offensive guard and the No. 10 prospect in South Carolina by Rivals.com ... No. 10-ranked offensive guard by Scout.com ... No. 7-ranked offensive guard/center by Tom Lemming on Maxpreps.com ... Named an All-American, the No. 4 offensive lineman and the No. 2 player in South Carolina by *SuperPrep* ... Named to the *PrepStar* All-American team ... Member of the 2009 Associated Press All-State Team ... Was a participant in the 2010 Under Armour All-American game ... Selected to play in South Carolina's North-South All-Star game ... No. 50 on the *Mobile Press Register's* Super Southeast 120.

PERSONAL — Born Aug. 9, 1991 ... Son of Wynette Sellers ... Major: Undecided.



Player Bios



TRE MASON #21 RB

5-10 • 190 • Fr. • HS
Lake Worth, Fla. (Park Vista)
Undecided



ONTERIO McCALEBB #23 RB

5-10 • 170 • Jr. • 2L
Fort Meade, Fla. (Hargrave Military)
Anthropology

CAREER — Currently ranks fifth in AU single-season kickoff yards with 633 and seventh in average return (26.4) ... Needs 2 yards to move into tie for seventh with James Brooks (1979) with 577 ... Is 21 yards shy of tying AU freshman record for single-season KO return yards ... Brooks holds record with 654 yards in 1977 ... Owns two of the top five kick-off return yard games in Auburn history.

2011 — *Phil Steele All-SEC First Team ... Phil Steele Midseason Third Team All-American and Midseason All-SEC First Team kickoff returner ... SEC Co-Freshman of the Week (9/5)* ... Third in the SEC and ranks 23rd nationally with an average of 26.4 yds per KO return ... 45th nationally with 633 return yards ... Named *SEC Co-Freshman of the Week* for his effort against Utah State ... Returned a kick 97 yards for a touchdown in the second quarter ... First Auburn freshman to accomplish that feat since Brad Lester in 2005 against Ball State ... Finished the day with 176 return yards, the third-most in school history ... His 97-yard KO return TD was the eighth-longest in school history ... Also rushed one time for 2 yards ... Averaged 28.7 yards on six returns, with a long of 41 yards against MSU ... Also rushed three times for 14 yards ... Totaled 63 yards on four kick returns against Clemson ... Added four carries for 15 yards with a long run of 14 yards ... FAU kicked away from him, but did rush once for three yards ... One kick-off return for 19 yards at South Carolina ... Three carries for 30 yards with a long of 18 along with two kickoff returns for 53 yards at Arkansas ... Did not play against Florida ... Returned three kicks for 61 yards at LSU ... Rushed twice for 18 yards and returned one kick for 31 yards against Ole Miss ... Two carries for 5 yards against Samford ... Three carries for 10 yards against Alabama.

HIGH SCHOOL — Named the nation's No. 14 running back, the No. 34 player from the state of Florida and the No. 199 player in the nation overall by Rivals.com ... Listed as the nation's No. 21 running back by ESPN.com/Scouts Inc. ... Ranked No. 29 nationally among running backs by Scout.com ... Named a *PrepStar* All-American ... Rated as the No. 75 recruit from Florida by *SuperPrep* ... Ranked No. 78 in the *Mobile Press-Register's* Super Southeast 120 ... Selected to play in Florida's North-South All-Star game following his senior season ... Rushed for 1,643 yards and 24 touchdowns as a senior in 2010 ... Named 2009 Palm Beach Large School Offensive Player of the Year and First-Team All-Palm Beach County by the *Sun-Sentinel*.

PERSONAL — Born Aug. 6, 1993 ... Son of Vincent and Tina Mason ... Father is member of hip-hop group "De La Soul" ... Major: Undecided.

MASON'S CAREER RUSHING STATS

YEAR	G/GS	NO	YDS	AVG	TD	LP/OPPONENT
2011	11/0	19	97	5.1	0	18/Arkansas

MASON'S CAREER KICK RETURN STATS

YEAR	G/GS	NO	YDS	AVG	TD	LP/OPPONENT
2011	11/0	24	633	26.4	1	97/USU

MASON'S GAME-BY-GAME KICK RETURN STATS

DATE	OPPONENT	NO	YDS	AVG	TD	TD RET
9/3/11	UTAH STATE	4	176	44.0	1	97
9/10/11	MISSISSIPPI STATE	6	172	28.7	0	--
9/17/11	at Clemson	4	63	15.8	0	--
9/24/11	FLORIDA ATLANTIC	0	0	0.0	0	--
10/1/11	at South Carolina	1	19	19.0	0	--
10/8/11	at Arkansas	2	53	26.5	0	--
10/15/11	FLORIDA	DID NOT PLAY				
10/22/11	at LSU	3	61	20.3	0	--
10/29/11	OLE MISS	1	31	31.0	0	--
11/12/11	at Georgia	3	58	19.3	0	--
11/19/11	SAMFORD	0	0	0.0	0	--
11/26/11	ALABAMA	0	0	0.0	0	--

CAREER — 17th in career rushing at AU with 1,907 yards ... 6th in career receptions by a running back with 43 ... Holds AU single-season record for yards per carry (min. 75 attempts) with 8.5 yard average ... Became the first AU freshman to ever rush for 100 yards or more in his first two games ... Is just the fourth AU freshman to rush for 100 yards or more in any two consecutive games (Carnell Williams in 2001, Darrell Williams in 1989 and Ron O'Neal in 1981) ... T-10th in rushing yardage for a freshman in AU history ... Became sixth AU freshman to rush for 500 yards in a season ... Has five TD runs of 48 yards or longer ... Has scored 20 total touchdowns in his career (17 rush, 2 receiving, 1 return).

2011 — *SEC Coaches Second Team ... SEC Coaches Preseason Third Team* ... Played in 12 games with seven starts ... Second on team in rushing (532) and receptions (30) ... Leads SEC running backs with 30 receptions ... Has at least one reception in 15 straight games ... Made his seventh career start against Utah State ... Rushed nine times for 44 yards ... Also caught a career-high five passes ... Totaled 176 all-purpose yards ... Ran for 68 yards on 11 carries against Mississippi State ... Also tallied 24 yards on three receptions ... 92 total yards on the day ... Set a new season high for receptions against the Bulldogs ... 51 total yards at Clemson ... Recorded the longest reception of his career on a 51-yard touchdown catch off a screen pass ... The touchdown was the second receiving TD of his career ... Also rushed for 17 yards on four carries ... Totaled 91 all-purpose yards (58 rushing, 33 receiving) in win over South Carolina ... 19-yard carry setup game-winning touchdown ... 199 all-purpose yards at Arkansas ... Included a season-high 91 rushing yards and 28 yards receiving on three catches ... 13 carries is his highest total since 10/3/09 at Tennessee ... Was Auburn's leading receiver with three catches ... Totaled 81 all-purpose yards (43 rushing, 31 KR) against Florida ... Scored a 14-yard rushing touchdown on the first play of the fourth quarter ... It was his first rushing score since 2010 and 14th of his career ... Scored his 15th career rushing touchdown and totaled 90 all-purpose yards at LSU ... Rushed for 61 yards on 15 carries against Ole Miss ... Added one kick return for 30 yards ... Had 74 all-purpose yards at Georgia ... Scored two touchdowns for the first time in 2011 against Samford ... Rushed eight times for 48 yards, while catching two passes for 11 yards ... Also returned a kick for 45 yards to finish with 104 all-purpose yards ... Posted his first career kick-off return for a touchdown with an 83-yard score against Alabama ... Finished the Iron Bowl with 159 all-purpose yards.

2010 — Appeared in 14 games with four starts ... Set AU record for yards per carry (min. 75 attempts) with 8.5 yard average ... Third on team in rushing yards (810) and second in rushing TD's (9) ... Second on team with 1,123 all-purpose yards and third in total offense with 810 yards ... Also had seven catches for 86 yards with one TD ... Started season opener vs. Arkansas State and rushed for 76 yards on nine carries with a long run of 35 yards ... In SEC opener at Mississippi State, led all running backs with 68 rushing yards on 12 carries ... Against Clemson, put up season-high 81 yards on 10 carries including a 12-yard TD run ... Rushed for 55 yards on seven carries vs. South Carolina ... Also returned two KO's for 38 yards with a long of 21 yards ... Against ULM, in limited action rushed four times for 56 yards with a career-long 50-yard TD run on second play of the game ... Started vs. Kentucky and hauled in one pass for season-long 23 yards ... Also rushed five times for 9 yards vs. UK ... Against Arkansas, rushed for 29 yards on four carries with a 13-yard TD and set a career best with a 99-yard kickoff return ... The 99-yard return was tied for sixth longest in AU history ... Against LSU, had game-winning 70-yard TD run with 5:05 left in game ... The 70-yard score was career long run ... Had 134 all-purpose yards with 84 rushing yards on four carries, one reception for 17 yards and one KO return for 33 yards ... Against Ole Miss, rushed for 99 yards on nine carries including a 68-yard TD run in first quarter that gave AU 14-7 lead ... Against UTC, had just two carries in limited snaps and totaled 55 yards with one TD ... Scoring run came from 49 yards out and was fourth TD of 49 yards or longer this season ... Against Georgia, scored career-best three TD's and rushed for 71 yards on 12 carries ... TD's came on runs of 4, 2 and 4 yards and marked fifth consecutive game with a TD ... Against Alabama, led AU with 112 all-purpose yards gaining a team-best 50 yards rushing on eight carries and 24 yards receiving on two catches ... Also



Player Bios



returned two KO's for 38 yards with a long of 25 yards ... In SEC Championship Game vs. South Carolina, totaled 61 all-purpose yards with one touchdown ... Hauled in first career receiving touchdown on 12-yard pass for first score of game ... Also rushed three times for 30 yards with a long run of 22 yards ... Returned one kickoff for 19 yards ... Against Oregon in BCS National Championship Game, rushed six times for 47 yards with a long run of 20 yards and caught two passes for 10 yards.

2009 — *Named SEC Freshman of the Week (9/7)* ... Appeared in 11 games with two starts ... Totaled 565 yards rushing with four TDs ... Became first freshman RB since Bo Jackson (1982) to rush for 100 yards in a season opener with 148 yards vs. Louisiana Tech ... Also had one TD vs. Tech, scoring on a 3-yard run ... Also returned two kickoffs for 49 yards vs. Tech ... Started at TB vs. Mississippi State and recorded second consecutive 100-yard rushing effort, going for 114 yards on 16 carries ... Also returned four kickoffs for 81 yards vs. Mississippi State ... Rushed for 20 yards on eight carries vs. West Virginia ... Also returned two kickoffs for 32 yards, with long of 16 yards vs. WVVA ... Against Ball State, led Tigers with 83 yards rushing on eight carries and scored from 1-yard out in second quarter ... Had season-long run of 62 yards to set up TD run ... Did not play in second half vs. Ball State due to injury ... Accumulated 204 all-purpose yards against Tennessee ... Rushed 13 times for 51 yards, hauled in a season-high with three receptions and 62 yards and piled up 91 kickoff return yards on a pair of returns ... Against Arkansas, scored on a 3-yard run and accounted for 42 total yards ... Against Kentucky, rushed for 22 yards on seven carries and caught one pass for 2 yards ... Saw limited time vs. LSU due to injury, rushing just three times for 3 yards ... Did not play vs. Ole Miss and Furman due to injury ... Started vs. Georgia, rushing 11 times for 60 yards with a long run of 20 yards ... Against Alabama, rushed five times for 23 yards ... Rushed for 18 yards on six carries vs. Northwestern in Outback Bowl.

PREP SCHOOL — Prep School Coach: Robert Prunty ... Spent the 2008 season at Hargrave Military Academy, where he rushed for 755 yards and four touchdowns in eight games ... Also returned a kick 95 yards for a score, a punt 96 yards for a touchdown and scored on a 68-yard screen pass ... Rated by Rivals.com as the No. 1 prep school running back prospect in the country and No. 4 overall.

HIGH SCHOOL — High School Coach: Mike Hayde ... As a senior, recorded 1,995 yards rushing and 27 touchdowns ... Also had 11 receptions for 300 yards ... Had two kicks returned for scores ... Also had 500 yards receiving and six touchdowns ... Ranked the 34th player in the *SuperPrep* Florida 111 ... Named to Florida Super 75 by *Jacksonville Times-Union* ... Named to *Orlando Sentinel* Top 100 in Florida ... Ranked the 38th best running back in the nation by Scout.com.

PERSONAL — Born Aug. 10, 1989 ... Son of Derrick Baker and Staphisa McMillian ... Major: Anthropology.

McCALEBB'S CAREER RUSHING STATS

YEAR	G/GS	NO	YDS	AVG	TD	LP/OPPONENT
2009	11/2	105	565	5.4	4	62/Ball State
2010	14/4	95	810	8.5	9	70/LSU
2011	12/7	102	532	5.2	2	20/LSU
Totals	37/13	302	1907	6.3	15	70/LSU

McCALEBB'S CAREER RECEIVING STATS

YEAR	G/GS	NO	YDS	AVG	TD	LP/OPPONENT
2009	11/2	6	58	9.7	0	24/Tennessee
2010	14/4	7	86	12.3	1	23/Kentucky
2011	12/7	30	291	9.7	1	51/Florida Atlantic
Totals	37/13	43	435	10.1	2	51/Florida Atlantic

McCALEBB'S CAREER ALL-PURPOSE STATS

YEAR	G/GS	RUSH-TD	REC-TD	KO-TD	TOTAL - TDs
2009	11/2	565-4	58-0	272-0	895-4
2010	14/4	810-9	86-1	1123-10	
2011	12/7	532-4	291-1	320-1	1143-6
Totals	37/13	1,907-17	435-2	819-1	3161-20

McCALEBB'S CAREER GAME HIGH STATS

	No.	Opponent	Date
Rush Attempts	22	Louisiana Tech	9/5/09
Rush Yards	148	Louisiana Tech	9/5/09
Rush TDs	3	Georgia	11/13/10
Receptions	5	Utah State	9/3/11
Rec. Yards	62	Tennessee	10/3/09
Rec. TDs	1	Florida Atlantic	9/24/11

McCALEBB'S GAME-BY-GAME RUSHING STATS

DATE	OPPONENT	ATT	YDS	Avg.	TD	TD Runs
9/5/09	LOUISIANA TECH	22	148	6.7	1	3
9/12/09	* MISSISSIPPI STATE	16	114	7.1	1	48
9/19/09	WEST VIRGINIA	8	20	2.5	0	--
9/26/09	BALL STATE	8	83	10.4	1	1
10/3/09	at Tennessee	13	51	3.9	0	--
10/10/09	at Arkansas	6	23	3.8	1	3
10/17/09	KENTUCKY	7	22	3.1	0	--
10/24/09	at LSU	3	3	1.0	0	--
10/31/09	OLE MISS			DID NOT PLAY		
11/7/09	FURMAN			DID NOT PLAY		
11/14/09	* at Georgia	11	60	5.5	0	--
11/27/09	ALABAMA	5	23	4.6	0	--
11/1/10	Northwestern (Outback)	6	18	3.0	0	--

DATE	OPPONENT	ATT	YDS	Avg.	TD	TD Runs
9/4/10	* ARKANSAS STATE	9	76	8.4	0	--
9/9/10	at Mississippi State	12	68	5.7	0	--
9/18/10	CLEMSON	10	81	8.1	1	12
9/25/10	SOUTH CAROLINA	7	55	7.9	0	--
10/2/10	LOUISIANA-MONROE	4	56	14.0	1	50
10/9/10	* at Kentucky	5	9	1.8	0	--
10/16/10	ARKANSAS	4	29	7.2	1	13
10/23/10	LSU	4	84	21.0	1	70
10/30/10	* at Ole Miss	9	99	11.0	1	68
11/6/10	CHATTANOOGA	2	55	27.5	1	49
11/13/10	GEORGIA	12	71	5.9	3	4, 2, 4
11/26/10	at Alabama	8	50	6.2	0	--
12/4/10	South Carolina (SECCG)	3	30	10.0	0	--
1/10/11	* Oregon (BCSNCG)	6	47	7.8	0	--

DATE	OPPONENT	ATT	YDS	Avg.	TD	TD Runs
9/3/11	* UTAH STATE	9	44	4.9	0	--
9/10/11	* MISSISSIPPI STATE	11	68	6.2	0	--
9/17/11	* at Clemson	10	34	3.4	0	--
9/24/11	* FLORIDA ATLANTIC	4	17	4.2	0	--
10/1/11	at South Carolina	9	58	6.4	0	--
10/8/11	* at Arkansas	13	91	7.0	0	--
10/15/11	FLORIDA	10	43	4.3	1	14
10/22/11	* at LSU	3	32	10.7	1	2
10/29/11	OLE MISS	15	61	4.1	0	--
11/12/11	at Georgia	5	30	6.0	0	--
11/19/11	* SAMFORD	8	56	6.0	2	10, 10
11/26/11	ALABAMA	5	17	1.2	0	--

McCALEBB'S GAME-BY-GAME RECEIVING STATS

DATE	OPPONENT	REC	YDS	AVG	TD	TD REC
9/5/09	LOUISIANA TECH	0	0	0.0	0	--
9/12/09	* MISSISSIPPI STATE	0	0	0.0	0	--
9/19/09	WEST VIRGINIA	0	0	0.0	0	--
9/26/09	BALL STATE	1	-3	-3.0	0	--
10/3/09	at Tennessee	3	62	30.7	0	--
10/10/09	at Arkansas	0	0	0.0	0	--
10/17/09	KENTUCKY	1	2	2.0	0	--
10/24/09	at LSU	0	0	0.0	0	--
10/31/09	OLE MISS			DID NOT PLAY		
11/7/09	FURMAN			DID NOT PLAY		
11/14/09	* at Georgia	1	-3	-3.0	0	--
11/27/09	ALABAMA	0	0	0.0	0	--
11/1/10	* Northwestern (Outback)	0	0	0.0	0	--

DATE	OPPONENT	REC	YDS	AVG	TD	TD REC
9/4/10	* ARKANSAS STATE	0	0	0.0	0	--
9/9/10	at Mississippi State	0	0	0.0	0	--
9/18/10	CLEMSON	0	0	0.0	0	--
9/25/10	SOUTH CAROLINA	0	0	0.0	0	--
10/2/10	LOUISIANA-MONROE	0	0	0.0	0	--
10/9/10	* at Kentucky	1	23	23.0	0	--
10/16/10	ARKANSAS	0	0	0.0	0	--
10/23/10	LSU	1	17	17.0	0	--
10/30/10	* at Ole Miss	0	0	0.0	0	--
11/6/10	CHATTANOOGA	0	0	0.0	0	--
11/13/10	GEORGIA	0	0	0.0	0	--
11/26/10	at Alabama	2	24	12.0	0	--
12/4/10	South Carolina (SECCG)	1	12	12.0	1	12
1/10/11	* Oregon (BCSNCG)	2	10	5.0	0	--



Player Bios



DATE	OPPONENT	REC	YDS	AVG	TD	TD REC
9/3/11	* UTAH STATE	5	43	8.6	0	--
9/10/11	* MISSISSIPPI STATE	4	24	6.0	0	--
9/17/11	* at Clemson	1	17	17.0	0	--
9/24/11	* FLORIDA ATLANTIC	2	56	28.0	1	51
10/1/11	at South Carolina	3	33	11.0	0	--
10/8/11	* at Arkansas	3	28	9.3	0	--
10/15/11	FLORIDA	1	0	0.0	0	--
10/22/11	* at LSU	3	38	12.7	0	--
10/29/11	OLE MISS	1	5	5.0	0	--
11/12/11	at Georgia	3	19	6.3	0	--
11/19/11	* SAMFORD	2	11	5.5	0	--
11/26/11	ALABAMA	2	17	8.5	0	--

McCALEBB'S GAME-BY-GAME ALL-PURPOSE YARDS

DATE	OPPONENT	REC - TDs	RUSH - TDs	KO - TDs	TOTAL - TDs
9/5/09	LOUISIANA TECH	0-0	148-1	49-0	197-1
9/12/09	* MISSISSIPPI STATE	0-0	114-1	81-0	195-1
9/19/09	WEST VIRGINIA	0-0	20-0	32-0	52-0
9/26/09	BALL STATE	-3-0	83-0	0-0	80-0
10/3/09	at Tennessee	62-0	51-0	91-0	204-0
10/10/09	at Arkansas	0-0	23-1	19-0	42-1
10/17/09	KENTUCKY	2-0	22-0	0-0	24-0
10/24/09	at LSU	0-0	3-0	0-0	3-0
10/31/09	OLE MISS		DID NOT PLAY		
11/7/09	FURMAN		DID NOT PLAY		
11/14/09	at Georgia	-3-0	60-0	0-0	57-0
11/27/09	ALABAMA	0-0	23-0	0-0	23-0
1/1/10	Northwestern (Outback)	0-0	18-0	0-0	18-0

DATE	OPPONENT	REC - TDs	RUSH - TDs	KO - TDs	TOTAL - TDs
9/4/10	* ARKANSAS STATE	0-0	76-0	0-0	76-0
9/9/10	at Mississippi State	0-0	68-0	0-0	68-0
9/18/10	CLEMSON	0-0	81-1	0-0	81-1
9/25/10	SOUTH CAROLINA	0-0	55-0	38-0	93-0
10/2/10	LOUISIANA-MONROE	0-0	56-1	0-0	56-1
10/9/10	* at Kentucky	23-0	9-0	0-0	32-0
10/16/10	ARKANSAS	0-0	29-1	99-0	128-1
10/23/10	LSU	17-0	84-1	33-0	134-1
10/30/10	* at Ole Miss	0-0	99-1	0-0	99-1
11/6/10	CHATTANOOGA	0-0	55-1	0-0	55-1
11/13/10	GEORGIA	0-0	71-3	0-0	71-0
11/26/10	at Alabama	24-0	50-0	38-0	112-0
12/4/10	South Carolina (SECCG)	12-1	30-0	19-0	61-1
1/10/11	* Oregon (BCSNCG)	10-0	47-0	0-0	57-0

DATE	OPPONENT	REC - TDs	RUSH - TDs	KO - TDs	TOTAL - TDs
9/3/11	* UTAH STATE	43-0	44-0	26-0	113-0
9/10/11	* MISSISSIPPI STATE	24-0	68-0	0-0	92-0
9/17/11	* at Clemson	17-0	34-0	0-0	51-0
9/24/11	* FLORIDA ATLANTIC	56-1	17-0	0-0	73-1
10/1/11	at South Carolina	33-0	58-0	0-0	91-0
10/8/11	* at Arkansas	28-0	91-0	0-0	119-0
10/15/11	FLORIDA	0-0	43-1	38-0	81-1
10/22/11	* at LSU	38-0	32-0	20-0	90-0
10/29/11	OLE MISS	61-0	5-0	30-0	96-0
11/12/11	at Georgia	30-0	19-0	25-0	74-0
11/19/11	* SAMFORD	11-0	48-2	45-0	93-2
11/26/11	ALABAMA	17-0	6-0	136-1	159-1

in the first quarter and returned it 43 yards for a touchdown ... TD was the first of his career ... Added a tackle for a loss ... First Auburn player to return an interception for a TD since T'Sharvan Bell against South Carolina in the 2010 SEC Championship Game ... Totaled career-best eight tackles and forced the second fumble of his career at Clemson ... Includes seven solo stops ... Forced a fumble and recorded a deflection to go with four tackles against FAU ... Made his second interception of the season at South Carolina ... Led the team with eight tackles ... Two tackles at Arkansas ... Five tackles in win over Florida ... Two tackles in Ole Miss win ... Made seven stops against Georgia ... Five tackles against Samford ... Tallied six stops against Alabama.

2010 — Appeared in 13 games and totaled 24 tackles ... Led team with 15 special teams tackles ... Saw playing time in season opener vs. Arkansas State but did not record a tackle ... In SEC opener at Mississippi State, recorded one solo tackle ... Played primarily on special teams vs. Clemson and did not have a tackle ... Totaled a season-best four tackles, all solo, vs. South Carolina ... Did not play vs. ULM ... Against Kentucky, recorded three tackles with a pair of assisted stops ... Had a pair of tackles vs. Arkansas ... Had one solo tackle vs. LSU ... Recorded first career forced fumble vs. Ole Miss but did not have a tackle ... Against UTC, recorded season-high five tackles with three solo stops ... Had one PBU vs. Georgia but did not have a tackle ... Totaled one solo tackle vs. Alabama ... Registered two tackles on special teams in win over South Carolina in SEC Championship Game ... Had one solo tackle vs. Oregon in BCS National Championship Game.

HIGH SCHOOL — High School Coach: Ed Gosa ... Averaged nine tackles per game as a senior, had four forced fumbles and returned a fumble for a TD ... On offense, scored four touchdowns as a senior ... No. 57-rated safety and the No. 70 prospect in Georgia by Rivals.com ... No. 31-ranked safety by Scout.com ... Ranked 94th among safeties by ESPN.com/Scouts, Inc. ... Named to the PrepStar All-American team ... Ranked as the No. 63 player in Georgia by SuperPrep ... Selected to the 2009 4A All-State Team by the Georgia Sports Writers Association ... Had 104 tackles as a senior ... Two-time selection to the Region 5-AAAA First Team.

PERSONAL — Born July 22, 1992 ... Son of Shundon Glass ... Major: Liberal Arts

McNEAL'S CAREER DEFENSIVE STATS

YEAR	G/GS	TT	UT	AT	TFL-YDS	QBS-YDS	FF/FR	PD	I/YDS
2010	13/0	24	17	7	0.0-0	0.0-0	1/0	1	0/0
2011	12/10	70	41	29	1.0-4	0.0-0	2/0	2	2/43
Totals	25/10	94	58	36	1.0-4	0.0-0	3/0	3	2/43

MCNEAL'S CAREER GAME HIGH STATS

	No.	Opponent	Date
Tackles	8	3x (Last at South Carolina)	10/1/11
Deflections	1	2x (Last vs. Utah State)	9/3/11
Interceptions	1	2x (Last at South Carolina)	10/1/11

McNEAL'S GAME-BY-GAME DEFENSIVE STATS

DATE	OPPONENT	TT	UT	AT	PD	INT-YDS
9/4/10	ARKANSAS STATE	0	0	0	0	0-0
9/9/10	at Mississippi State	1	1	0	0	0-0
9/18/10	CLEMSON	0	0	0	0	0-0
9/25/10	SOUTH CAROLINA	4	4	0	0	0-0
10/2/10	LOUISIANA-MONROE		DID NOT PLAY			
10/9/10	at Kentucky	3	1	2	0	0-0
10/16/10	ARKANSAS	2	1	1	0	0-0
10/23/10	LSU	1	1	0	0	0-0
10/30/10	at Ole Miss	0	0	0	0	0-0
11/6/10	CHATTANOOGA	5	3	2	0	0-0
11/13/10	GEORGIA	0	0	0	1	0-0
11/26/10	at Alabama	1	1	0	0	0-0
12/4/10	South Carolina (SECCG)	2	1	1	0	0-0
1/10/11	Oregon (BCSNCG)	1	1	0	0	0-0



DEMETRUC

#12

McNEAL

DB

6-2 • 194 • So. • 1L
College Park, Ga. (Bancker)
Liberal Arts

2011 — Appeared in 12 games with 11 starts ... Third on the team with 70 tackles ... Tied for second on the team with two forced fumbles ... Made his first career start in the opener with Utah State ... Totaled seven tackles ... Also added a pass break-up ... Totaled career-best eight tackles against Mississippi State ... Recorded his first career interception



Player Bios



DATE	OPPONENT	TT	UT	AT	PD	INT-YDS
9/3/11	* UTAH STATE	7	1	6	1	0-0
9/10/11	* MISSISSIPPI STATE	8	5	3	0	1-43
9/17/11	* at Clemson	8	7	1	0	0-0
9/24/11	* FLORIDA ATLANTIC	4	3	1	1	0-0
10/1/11	* at South Carolina	8	5	3	0	1-0
10/8/11	* at Arkansas	2	1	1	0	0-0
10/15/11	* FLORIDA	5	4	1	0	0-0
10/22/11	* at LSU	7	2	5	0	0-0
10/29/11	* OLE MISS	2	1	1	0	0-0
11/12/11	* at Georgia	7	2	5	0	0-0
11/19/11	* SAMFORD	5	5	0	0	0-0
11/26/11	* ALABAMA	6	5	1	0	0-0

MEANS' GAME-BY-GAME DEFENSIVE STATS

DATE	OPPONENT	TT	UT	AT	PD	INT-YDS
9/4/10	ARKANSAS STATE	0	0	0	0	0-0
9/9/10	at Mississippi State	2	2	0	0	0-0
9/18/10	CLEMSON	0	0	0	0	0-0
9/25/10	SOUTH CAROLINA	0	0	0	0	0-0
10/2/10	LOUISIANA-MONROE	0	0	0	0	0-0
10/9/10	at Kentucky	1	0	1	0	0-0
10/16/10	ARKANSAS	1	0	1	0	0-0
10/23/10	LSU	0	0	0	0	0-0
10/30/10	at Ole Miss	2	1	1	0	0-0
11/6/10	CHATTANOOGA	1	1	0	0	0-0
11/13/10	GEORGIA	0	0	0	0	0-0
11/26/10	at Alabama	0	0	0	0	0-0
12/4/10	South Carolina (SECCG)	2	2	0	0	0-0
1/10/11	Oregon (BCSNCG)	1	0	1	0	0-0

DATE	OPPONENT	TT	UT	AT	PD	INT-YDS
9/3/11	UTAH STATE	0	0	0	0	0-0
9/10/11	MISSISSIPPI STATE	1	0	1	0	0-0
9/17/11	at Clemson	0	0	0	0	0-0
9/24/11	FLORIDA ATLANTIC	0	0	0	0	0-0
10/1/11	at South Carolina	0	0	0	0	0-0
10/8/11	at Arkansas	0	0	0	0	0-0
10/15/11	FLORIDA	0	0	0	0	0-0
10/22/11	at LSU	0	0	0	0	0-0
10/29/11	OLE MISS	0	0	0	0	0-0
11/12/11	at Georgia	0	0	0	0	0-0
11/19/11	SAMFORD	0	0	0	0	1-0
11/26/11	ALABAMA	0	0	0	0	0-0



IKEEM

#16

MEANS

DB

6-0 • 205 • Jr. • 2L
 Wetumpka, Ala. (Wetumpka)
 Pre-Engineering

2011 — Appeared in 12 games ... Saw playing time on special teams in the opener with Utah State ... Recorded a special teams tackle against Mississippi State ... Contributed on special teams at Clemson ... Saw action against FAU ... Saw special teams action at South Carolina and Arkansas ... Recovered a muffed punt to seal Auburn's win over Florida ... It was the first fumble recovery of his career ... Saw action on special teams against LSU, Ole Miss and Georgia ... Made his first career interception against Samford ... Saw snaps against Alabama.

2010 — Appeared in 14 games primarily on special teams and totaled 10 tackles, including six on special teams ... Saw playing time but did not record a tackle in season opener vs. Arkansas State ... Registered a pair of solo tackles in SEC opener at Mississippi State ... Played vs. Clemson but did not have a tackle ... Saw playing time vs. South Carolina ... Logged extended snaps vs. ULM but did not record a tackle ... Had one assisted tackle vs. Kentucky ... Played and tallied one tackle vs. Arkansas ... Saw playing time but did not have a tackle vs. LSU ... Totaled a pair of tackles against Ole Miss ... Had one solo tackle vs. UTC ... Saw playing time vs. UGA but did not have a tackle ... Played primarily on special teams vs. Alabama ... Totaled two solo tackles in win over South Carolina in SEC Championship Game ... Had one assisted tackle in BCS National Championship Game.

2009 — Played in 12 games, primarily on special teams ... Had 10 tackles on the season, four of which came on special teams ... Tied for sixth on team in special teams tackles ... Had career-best six tackles, including four solo while seeing action in the secondary against Furman ... Six tackles versus Furman led team ... Had two stops versus Ball State and one each at Tennessee and at Georgia.

HIGH SCHOOL — High School Coach: Chad Anderson ... Player of Year for Elmore County ... Joe Sewell Award ... All-County ... All-Metro ... All-metro basketball, all-county basketball.

PERSONAL — Born on Sept. 20, 1990 ... Son of Patricia Means ... Major: Pre-Engineering.

MEANS' CAREER DEFENSIVE STATS

YEAR	G/GS	TT	UT	AT	TFL-YDS	QBS-YDS	FF/FR	PD	I/YDS
2009	12/0	10	6	4	0.0-0	0.0-0	0/0	0	0/0
2010	14/0	10	6	4	0.0-0	0.0-0	0/0	0	0/0
2011	12/0	1	0	1	0.0-0	0.0-0	0/1	0	1/0
Totals	36/0	21	12	9	0.0-0	0.0-0	0/1	0	1/0



JONATHON

#6

MINCY

DB

5-10 • 180 • Fr. • RS
 Decatur, Ga. (SW Dekalb)
 Undecided

2011 — Appeared in 12 games with three starts ... Saw action in the opener against Utah State ... Saw increased playing time against Mississippi State and recorded three tackles ... Saw extensive action at corner against Clemson ... Totaled a career-high five tackles, including four solo stops ... Made his first career start against Florida Atlantic ... Posted two tackles ... Started for the second consecutive week at South Carolina ... Totaled one tackle and recovered a fumble ... One tackle and one breakup at Arkansas ... One tackle against Florida ... Tallied one stop at LSU ... One tackle in win over Ole Miss ... Saw snaps against Georgia ... Started against Samford and recorded two tackles and a deflection ... Third on the team with six tackles against Alabama.

2010 — Did not play.

HIGH SCHOOL — High School Coach: Buck Godfrey ... No. 29 cornerback is ranked by ESPN.com/Scouts, Inc. ... Ranked 27th on the *Atlanta Journal-Constitution* Top 50 ... Rated as the No. 38 cornerback in the nation and the No. 35 player in Georgia by Rivals.com ... No. 65-ranked cornerback by Scout.com ... Ranked as the No. 32 player in Georgia by *SuperPrep* ... Named to the All-Southeast Region team by *PrepStar* ... Played in the 2009 Georgia Athletic Coaches Association North-South All-Star Football Classic and the Dekalb County All-Star Game ... Honorable mention selection to the 2009 4A All-State Team ... Named to the All-Region 6-AAAA in 2008 ... Had 58 tackles and five interceptions as a junior in 2008.

PERSONAL — Born Sept. 5, 1992 ... Son of Sonya Mincy ... Major: Undecided.

MINCY'S CAREER DEFENSIVE STATS

YEAR	G/GS	TT	UT	AT	TFL-YDS	QBS-YDS	FF/FR	PD	I/YDS
2011	12/3	23	20	3	0.0-0	0.0-0	0/1	2	0-0



Player Bios



MINCY'S CAREER GAME HIGH STATS

No.	Opponent	Date
Tackles	6 Alabama	11/26/11

MINCY'S GAME-BY-GAME DEFENSIVE STATS

DATE	OPPONENT	TT	UT	AT	PD	INT-YDS
9/3/11	UTAH STATE	0	0	0	0	0-0
9/10/11	MISSISSIPPI STATE	3	3	0	0	0-0
9/17/11	at Clemson	5	4	1	0	0-0
9/24/11	* FLORIDA ATLANTIC	2	0	2	0	0-0
10/1/11	* at South Carolina	1	1	0	0	0-0
10/8/11	at Arkansas	1	1	0	1	0-0
10/15/11	FLORIDA	1	1	0	0	0-0
10/22/11	at LSU	1	1	0	0	0-0
10/29/11	OLE MISS	1	1	0	0	0-0
11/12/11	at Georgia	0	0	0	0	0-0
11/19/11	* SAMFORD	2	2	0	1	0-0
11/26/11	ALABAMA	6	6	0	0	0-0



CLINT MOSELEY #15 QB

6-3 • 213 • So. • 1L
Leroy, Ala. (Leroy)
Public Administration

2011 — Appeared in nine games with five starts ... Auburn's starting QB the last five games ... Attempted his first collegiate pass against Utah State ... Completed the strike for 25 yards to Onterio McCalebb ... Play came on a trick play that saw fellow QB Kiehl Frazier take the snap under center ... Saw snaps against Mississippi State, but did not attempt a pass ... Completed a pass against Arkansas for five yards ... Started at QB in second half of game against Florida and completed 4-of-7 passes for 90 yards ... Long play was a 42-yard completion to Quindarius Carr ... Made his first career start at LSU and hit on 12-of-20 passes for 145 yards ... 145 yards were the 15th-highest total for a first-time Auburn starting QB ... Threw the first four touchdown passes of his career in win over Ole Miss ... Finished the game 12-of-15 for 160 yards and four touchdowns ... Completed 11-of-22 passes for 140 yards and one interception at Georgia ... Completed a career-best 13 passes on 20 attempts for a career-high 167 yards and a touchdown in win over Samford ... Also rushed for a 22-yard touchdown ... The run was the longest of his career.

2010 — Appeared in one game but did not attempt a pass ... In first collegiate game, saw limited snaps vs. ULM without a pass attempt ... Rushed two times for 8 yards with a long run of 5 yards vs. ULM.

2009 — Redshirted.

HIGH SCHOOL — High School Coach: Danny Powell ... Named Alabama's Mr. Football as a senior by the Alabama Sports Writers Association, as well as to the Class 2A All-State team and the Class 2A Back of the Year ... Led Leroy to a 15-0 record and its third straight state championship, earning MVP honors in the title game ... Completed 209-of-313 passes for 3,758 yards and 35 touchdowns, and rushed for 670 yards and 15 scores on 119 carries ... Also served as the team's kicker, making 23-of-29 extra points and a field goal on his only attempt, while punting 18 times for 610 yards (33.9 average) and a long of 54 ... During his sophomore season, completed 100-of-168 passes for 1,531 yards and 20 touchdowns and rushed for 512 yards and 10 scores on 62 carries while taking team to its first state title ... Named to the *Orlando Sentinel's* 2008 All-Southern football team ... Ranked 19th nationally among dual-threat quarterbacks and 31st on the Alabama Postseason Top 40 by Rivals.com ... Ranked as the nation's No. 79 quarterback by Scout.com ... Listed as the nation's No. 108 quarterback by ESPN.com/Scouts, Inc. ... Ranked No. 23 on the *Birmingham News's* Super Seniors list ... Listed as the No. 28 player from Alabama by *SuperPrep*.

PERSONAL — Born Dec. 26, 1990 ... Son of Dean and Sharon Moseley ... Major: Public Administration.

MOSELEY'S CAREER PASSING STATS

YEAR	G/GS	CMP	ATT	PCT	YDS	INT	TD	LP/OPPONENT
2011	9/5	65	104	62.5	794	3	5	45/Ole Miss and Georgia

MOSELEY'S CAREER GAME HIGH STATS

	No.	Opponent	Date
Completions	13	Samford	11/19/11
Pass Attempts	22	at Georgia	11/12/11
Pass Yards	167	Samford	11/19/11
Pass TDs	4	vs. Ole Miss	10/29/11

ANTHONY MORGAN #8 RB

5-11 • 195 • Jr. • 2L
Brantley, Ala. (Brantley)
Liberal Arts



2011 — Appeared in four games with one start ... Will miss the rest of the season due to injury ... Started at running back against Utah State ... Saw action on special teams at Clemson ... Saw time on special teams against Florida Atlantic, recording one tackle.

2010 — Appeared in nine games and totaled eight tackles ... Saw limited snaps at defensive back in season opener vs. Arkansas State ... Played in SEC opener at Mississippi State but did not register a tackle ... Played, but did not have a tackle vs. Clemson ... Did not play vs. South Carolina ... Against ULM, saw extended playing time and recorded career-high with six tackles, with five solo stops, and first career forced fumble ... Also played WR vs. ULM but did not have a catch ... Did not play vs. Kentucky ... Played but did not have a tackle vs. Arkansas ... Did not play vs. LSU ... Did not play vs. Ole Miss ... Had a pair of tackles vs. UTC and returned one kickoff 52 yards ... Also rushed twice for 7 yards ... Saw snaps vs. South Carolina in SEC Championship Game.

2009 — Appeared in 11 games ... Saw game time, returning one punt, in season opener vs. Louisiana Tech ... Returned two punts for 24 yards with a long of 17 yards vs. West Virginia ... Fielded a pair of punts and returned one kickoff for 24 yards vs. Ball State ... Saw time vs. LSU ... Against Furman, led all rushers with 77 yards on five carries and scored a pair of TD's, the first from 13 yards out and the second from 50 yards out ... Saw playing time vs. Georgia but did not have a reception ... Saw limited time vs. Alabama and against Northwestern in Outback Bowl.

HIGH SCHOOL — High School Coach: David Lowery ... As a senior, had 58 rushes for 1,162 yards and 18 touchdowns and caught 17 passes for 543 yards and nine scores ... Also returned six kickoffs for 244 yards and two scores and returned five punts for 203 yards and two touchdowns ... Defensively as a senior, had 48 solo tackles, nine sacks, two interceptions and a fumble recovery ... As a junior, rushed for 1,604 yards on 167 carries with 18 touchdowns, and had 11 catches for 173 yards and four scores ... Completed 8-of-12 passing for 127 yards with four touchdowns during junior season ... Also returned five kickoffs for 158 yards and a touchdown and 11 punts for 432 yards and three scores as a junior.

PERSONAL — Born Sept. 8, 1990 ... Major: Liberal Arts.

MORGAN'S CAREER DEFENSIVE STATS

YEAR	G/GS	TT	UT	AT	TFL-YDS	QBS-YDS	FF/ER	PD	I/YDS
2010	9/0	8	6	2	0.0-0	0.0-0	1/0	0	0/0
2011	4/1	1	1	0	0.0-0	0.0-0	0/0	0	0/0
Totals	13/1	9	7	2	0.0-0	0.0-0	1/0	0	0/0

MORGAN'S CAREER RUSHING STATS

YEAR	G/GS	NO	YDS	AVG	TD	LP/OPPONENT
2011	4/1	0	0	0.0	0	--



Player Bios



MOSELEY'S GAME-BY-GAME PASSING STATS

DATE	OPPONENT	CMP	ATT	YDS	INT	TD	TD Pass
9/3/11	UTAH STATE	1	1	25	0	0	--
9/10/11	MISSISSIPPI STATE	0	0	0	0	0	--
9/17/11	at Clemson			DID NOT PLAY			
9/24/11	FLORIDA ATLANTIC			DID NOT PLAY			
10/1/11	at South Carolina			DID NOT PLAY			
10/8/11	at Arkansas	1	1	5	0	0	--
10/15/11	FLORIDA	4	7	90	0	0	--
10/22/11	* at LSU	12	20	145	1	0	--
10/29/11	* OLE MISS	12	15	160	0	4	13, 45, 25, 4
11/12/11	* at Georgia	11	22	140	1	0	--
11/19/11	* SAMFORD	13	20	167	0	1	32
11/26/11	* ALABAMA	11	18	62	1	0	--

Game record with 56 total points and the 39-point margin of victory ... Against Oregon in BCS National Championship Game, helped Tigers rush for 254 yards and amass 519 yards total offense.

JUNIOR COLLEGE — Junior College Coach: Darian Dulin ... In 2009 played mostly defensive end during the first half of the season and tight end the second half ... Named to the All-Jayhawk Conference team as a tight end after having 12 catches for 229 yards and two touchdowns ... Defensively recorded 35 tackles, including 4.0 for loss and 1.5 sacks.

HIGH SCHOOL — High School Coach: Bill Navas ... Named to the Class A All-State First Team as a tight end as a senior ... As a senior was also an all-region line-backer and punter, while earning all-region honors as a basketball player ... Was an all-region tight end during sophomore campaign.

PERSONAL — Born Dec. 21, 1988 ... Son of Tracy and Nancy Beckett ... Major: Public Administration.



**BRANDON
MOSLEY** #75
OL

6-6 • 305 • Sr. • 1L
Jefferson, GA (Coffeyville [KS]/Jefferson HS)
Public Administration

CAREER — Started 23 straight games and appeared in 26 ... Part of offense that became the first AU team to ever rush for 300 yards or more in six straight SEC games during 2010 season.

2011 — *Coaches Second Team All-SEC ... Phil Steele All-SEC Third Team ... SEC Coaches Preseason second team ... Phil Steele Midseason All-SEC Second Team* ... Has made 12 starts this season ... Part of an offensive line that paved the way for Auburn running back Michael Dyer to rush for the second-highest total in the SEC - 1,242 yards ... Made his 12th straight start of his career in the season opener ... Got the start at right tackle against Mississippi State ... Started at right tackle for the second consecutive game at Clemson ... Was the starter at right tackle against FAU ... Started at right tackle against South Carolina ... Made the start at right tackle in the road game at Arkansas ... Started against Florida, LSU and in home win over Ole Miss ... Was the starter at right tackle at Georgia and against Samford and Alabama.

2010 — Appeared in 14 games, starting the last 11 consecutive ... Part of o-line that allowed 23 sacks in 296 pass attempts ... Saw playing time in season opener vs. Arkansas State as o-line paved way for 608 yards total offense for Tigers ... Registered extensive playing time in SEC opener at Mississippi State at left tackle, filling in for injured Lee Ziemba ... Helped Tigers rush for 190 yards vs. MSU ... Played vs. Clemson, helping Tigers rush for 221 yards and rack up 424 yards total offense ... Filled in for injured A.J. Greene and earned first career start vs. South Carolina and was part of o-line that helped Tigers roll up 334 rushing yards and 492 total yards ... Allowed just one sack in 21 pass attempts vs. USC ... Started vs. ULM and helped Tigers post third consecutive game with at least 220 yards rushing as AU rushed for 233 yards ... Tigers had just 11 negative yards rushing vs. ULM ... Against Kentucky, part of o-line did not allow a sack in 21 pass attempts and allowed just 10 negative yards in 52 rushing plays ... O-line helped Tigers rush for 311 yards, marking the third time this season AU has crossed the 300-yard rushing mark ... Against Arkansas, helped Tigers set all-time high points (65) vs. an SEC team ... Part of o-line that paved way for 330 yards rushing and allowed a pair of sacks in 15 pass attempts ... Against LSU, part of o-line that rolled up 440 yards rushing, the most ever against an LSU defense and the fifth-most by an AU team ... Against Ole Miss, helped offense rush for 343 yards and amass 572 yards total offense marking fifth time this season Tigers have surpassed 500 yards total offense ... Against UTC, helped Tigers total 628 yards offense as AU put up 41 points in first half ... AU offense averaged 11.6 yards per play and 9.8 yards per rush ... Against Georgia, helped Tigers total 463 yards of offense with 315 rushing ... Part of o-line that has helped AU score 48 points or more in six of 11 games this season ... Against Alabama, helped AU offense overcome slow start and total 332 yards of offense and score 28 points over the final three quarters ... Helped Tigers run for 118 yards in the second half ... In SEC Championship Game vs. South Carolina, helped Auburn rack up 589 yards total offense with 238 yards rushing and 351 passing ... Tigers averaged 8.3 yards per play and set SEC Championship Game record with 21 points in a quarter (first) ... Auburn also set SEC Championship



**JABRIAN
NILES** #93
DL

6-2 • 297 • Fr. • HS
Mobile, Ala. (Davidson)
Undecided

2011 — Has not played.

HIGH SCHOOL: Ranked as the No. 19 defensive end in the nation by ESPN/Scouts.com ... Rated the No. 31 strongside defensive end in the nation by Rivals.com and the No. 12 overall player in Alabama ... Ranked as the No. 27 defensive end in the nation and the No. 7 player in the state of Alabama by Scout.com ... Named a *SuperPrep* All-American, and the nation's No. 42 defensive lineman and the No. 6 recruit from Alabama by *SuperPrep* ... Named to the All-Southeast Region team by *PrepStar* ... Rated No. 9 on the *Mobile Press-Register's* Elite 18 and No. 114 in the *Mobile Press-Register's* Super Southeast 120 Ranked No. 15 on the *Birmingham News'* list of the Alabama Super Seniors ... Named honorable mention Class 6A all-state as a senior ... As a junior in 2009, totaled 66 tackles with eight TFL's, one sack, two fumble recoveries, 10 PBU's and 31 QB hurries ... Began high school career as a quarterback before moving to defense as a sophomore.

PERSONAL — Born Oct. 6, 1992 ... Son of Kennard Simon and Telva Niles ... Major: Undecided.



**THOMAS
O'REILLY** #66
OL

6-3 • 325 • Fr. • HS
Marietta, Ga. (Jess Lanier)
Undecided

2011 — Has not played.

HIGH SCHOOL: Rated as the No. 7 offensive guard in the nation, the No. 14 recruit from Georgia and the No. 169 player overall nationally by 247Sports ... Listed as the nation's No. 8 offensive guard by ESPN.com/Scouts Inc. and the No. 145 player overall on the ESPNU 150 ... Rated 12th nationally among offensive guards and centers by *MaxPreps* ... Named the nation's No. 19 offensive guard and the No. 35 player from the state of Georgia by Rivals.com ... Ranked No. 31 nationally among offensive guards by Scout.com ... Listed as the No. 40 recruit from Georgia by *SuperPrep* ... Named to the All-Southeast Region team by *PrepStar* ... Selected to play in the 2011 Under Armour All-America game following his senior season.

PERSONAL — Born May 21, 1993 ... Son of Shaun and Nancy O'Reilly ... Major: Undecided.



Player Bios



LaDARIUS #10
OWENS DE

6-2 • 237 • Fr. • RS
Bessemer, Ala. (Jess Lanier)
Liberal Arts



CODY #36
PARKEY K

6-0 • 190 • So. • 1L
Jupiter, Fla. (Jupiter)
Marketing

2011 — Played in five games ... Recorded one tackle against Mississippi State ... Posted three tackles against FAU ... Added one TFL and a QB hurry ... Made a pair of stops and added a sack as part of 1.5 TFL in win over South Carolina ... Two tackles at Arkansas ... Missed five games after suffering an injury at Arkansas ... Returned from injury against Alabama.

2010 — Did not play.

HIGH SCHOOL — High School Coach: Billy Woodham ... Ranked 128th on the Rivals.com Rivals250 ... No. 8-ranked outside linebacker and No. 4 player in Alabama by Rivals.com ... Ranked No. 138 in the ESPN 150 ... No. 14-rated defensive end by ESPN.com/Scouts Inc. ... No. 17-rated outside linebacker by Scout.com ... Named an All-American, the No. 7 linebacker and the No. 4 player in Alabama by *SuperPrep* ... Named to the *PrepStar* All-American team ... 2009 EA SPORTS Third-Team All-American ... Was a participant in the 2010 Under Armour All-American game ... Was a 2009 Alabama-Mississippi All-Star game participant and had two sacks in the game ... Was an honorable mention selection to the Class 6A All-State Team by the Alabama Sports Writers Association as a senior and junior ... Ranked No. 4 on the *Mobile Press-Register's* 2009 Elite 18 ... No. 13 on the *Birmingham News's* list of the Alabama Super Seniors ... No. 46 on the *Mobile Press-Register's* Super Southeast 120 ... Honorable mention member of the *Orlando Sentinel's* 2009 All-Southern football team ... Finished senior season with 80 tackles, 20.5 sacks and two forced fumbles ... Recorded 92 tackles and 18 sacks as a junior.

PERSONAL — Born Sept. 18, 1991 ... Son of Ora Owens ... Uncle James Owens was the first black scholarship football player at Auburn ... Major: Liberal Arts.

OWENS' CAREER DEFENSIVE STATS

YEAR	G/GS	TT	UT	AT	TFL-YDS	QBS-YDS	FF/FR	PD	I/YDS
2011	5/0	8	4	4	2.5-8	1.0-6	0/0	0	0/0

OWENS' CAREER GAME HIGH STATS

	No.	Opponent	Date
Tackles	3	Florida Atlantic	9/24/11
Tackles for loss	1.5	at South Carolina	10/1/11
Sacks	1.0	at South Carolina	10/1/11

OWENS' GAME-BY-GAME DEFENSIVE STATS

DATE	OPPONENT	TT	UT	AT	TFL-YDS	QBS-YDS
9/3/11	UTAH STATE				DID NOT PLAY	
9/10/11	MISSISSIPPI STATE	1	0	1	0.0-0	0.0-0
9/17/11	at Clemson				DID NOT PLAY	
9/24/11	FLORIDA ATLANTIC	3	2	1	1.0-1	0.0-0
10/1/11	at South Carolina	2	1	1	1.5-7	1.0-6
10/8/11	at Arkansas	2	1	1	0.0-0	0.0-0
10/15/11	FLORIDA				DID NOT PLAY	
10/22/11	at LSU				DID NOT PLAY	
10/29/11	OLE MISS				DID NOT PLAY	
11/12/11	at Georgia				DID NOT PLAY	
11/19/11	SAMFORD				DID NOT PLAY	
11/26/11	ALABAMA	0	0	0	0.0-0	0.0-0

2011 — *Phil Steele All-SEC Third Team ... Phil Steele Midseason All-SEC Third Team ...* Played in 12 games ... Totaled 34 touchbacks this season, the second most in the SEC and third most in FBS ... Kicked off seven times with four touchbacks in the opener with Utah State ... Perfect on six extra-point tries ... Made the first two field goals of his collegiate career (43 and 37) against Mississippi State ... Averaged 69.6 yards on eight kickoffs ... Recorded four touchbacks ... Perfect on five PATs ... Successful on his lone field goal attempt against Clemson, a 38-yarder ... Perfect on three PATs ... Converted three-of-four field goals against FAU (41, 31, 37) ... Connected on a 21-yard attempt at South Carolina, his only attempt of the night ... Totaled two touchbacks on three kickoffs at Arkansas ... Connected on both PAT tries ... Booted a 42-yard field goal with 35 seconds remaining to ice the win over Florida ... Hit his only attempt of the day - a 42-yarder - at LSU ... Converted on two field goals (40, 31) against Ole Miss ... Missed a 32-yard attempt against Samford ... Recorded three touchbacks against Alabama.

2010 — Appeared in seven games and averaged 63.2 yards on 35 kickoffs ... Kicked off seven times for 424 yards, averaging 60.6 yards per kick in season opener vs. Arkansas State ... Did not play in SEC opener at Mississippi State ... Kicked off one time for 50 yards vs. Clemson ... Against ULM, kicked off five times, averaging 64.8 yards per kick ... Against Kentucky, kicked off six times for 63.0 ypk average ... Did not play vs. Arkansas ... Did not play vs. LSU ... Against Ole Miss, kicked off five times for a 68.2 ypk average ... Against UTC, averaged 62.9 yards on 10 kickoffs with a pair of touchbacks ... Did not play vs. Georgia and Alabama ... Kicked off once for 65 yards vs. South Carolina in SEC Championship Game.

HIGH SCHOOL — High School Coach: Charlie Persson ... No. 1-ranked kicker by ESPN.com/Scouts Inc. ... No. 2-ranked placekicker by Scout.com ... Ranked by Rivals.com as the No. 1 most accurate kicker and the No. 6 kicker overall ... Was a participant in the 2010 Under Armour All-American game ... Named to the *PrepStar* All-American team ... 2009 EA SPORTS Third-Team All-American ... Was 8-of-9 on PATs and 9-of-12 on FG attempts in his senior season including a long of 42 yards ... All of his missed field goal attempts came from at least 49 yards ... Kicked field goals of 51 and 43 yards during the Outback All-Star game in Palm Beach, Fla.

PERSONAL — Born Feb. 19, 1992 ... Son of Doug Sr. and Kelly Parkey ... Major: Marketing.

PARKEY'S CAREER KICKING STATS

YEAR	FG-A	Pct.	0-19	20-29	30-39	40-49	50+	PAT	PTS
2011	11-15	.733	0-0	1-1	5-6	5-8	0-0	36-37	69

PARKEY'S CAREER GAME HIGH STATS

	No.	Opponent	Date
FG Attempts	4	Florida Atlantic	9/24/11
FGs Made	3	Florida Atlantic	9/24/11
Career Long	43	Mississippi State	9/10/11

2011 Field Goal Sequence (Made/Missed):

UTAH STATE: None
MISSISSIPPI STATE: 43, 37
at Clemson: 38
FLORIDA ATLANTIC: 41, 31, 37, 47
at South Carolina: 21
at Arkansas: None
FLORIDA: 45, 42, 42
at LSU: 42
OLE MISS: 40, 31
at Georgia: None
SAMFORD: 32
ALABAMA: None



Player Bios



LADARIOUS #37 PHILLIPS RB

6-0 • 291 • Fr. • RS
Roanoke, Ala. (Handley)
Exercise Science

2011 — Played in 11 games, primarily on special teams and as a blocking back ... Saw snaps in the first two games of the season ... Saw time against FAU, South Carolina, Arkansas and Florida ... Saw snaps against Ole Miss, Georgia, Samford and Alabama.

2010 — Did not play.

HIGH SCHOOL — High School Coach: Mike Battles ... Named 2009 Class 4A First Team All-State by the Alabama Sports Writers Association as a defensive lineman ... Named to the 2009 Dandy Dozen by the *Anniston Star* ... Four year starter played multiple positions ... During his final three seasons, rushed for a total of 2,982 yards and 49 touchdowns ... As a senior, rushed for 1,145 yards and 16 touchdowns on 141 carries while guiding his team to the state semifinals ... Collected 59 tackles including 13 tackles for loss and eight sacks while forcing two fumbles ... Won the shot put for class 4A at the 2009 ASHAA state track meet and finished second in 2008.

PERSONAL — Born Sept. 15, 1991 ... Guardian is Jemecia Phillips ... Major: Exercise Science.



TROVON #1 REED WR

6-0 • 183 • Fr. • RS
Thibodaux, La. (Thibodaux)
Liberal Arts

2011 — Played in nine games with two starts ... Recorded the first receptions of his career against Utah State ... Finished with four catches for 33 yards ... Had one reception for no gain against Mississippi State ... Three catches for 31 yards at Clemson ... Also rushed two times for 12 yards ... Posted five receptions for 27 yards against Florida Atlantic ... Returned from injury at LSU and had two catches for 26 yards ... Started at wide receiver against Ole Miss - his second start of the season ... Saw action at wide receiver against Georgia ... Team-high four receptions for 44 yards against Samford ... Two receptions for 3 yards against Alabama.

2010 — Appeared in one game, rushing twice for 8 yards against Clemson.

HIGH SCHOOL — High School Coach: Dennis Lorio ... Ranked No. 39 on the ESPN 150 ... No. 6 athlete by ESPN.com/Scouts Inc. ... Ranked 46th on the Rivals.com Rivals100 ... No. 4-rated athlete and the top prospect in Louisiana by Rivals.com ... No. 7-ranked wide receiver by Scout.com ... Named to the *PrepStar* Dream Team as the No. 26-ranked player in the nation ... Ranked No. 41 overall and the No. 5 wide receiver in the *SuperPrep* Elite 50 ... Also named an All-American and the top player in Louisiana by *SuperPrep* ... No. 2-rated defensive back and No. 80-ranked player by Tom Lemming on Maxpreps.com ... Was a participant in the 2010 Army All-American Bowl ... Played in the 2009 Hawaii/Polynesia-Mainland Bowl ... No. 9 on the *Mobile Press-Register's* Super Southeast 120 ... Member of the *Orlando Sentinel's* 2009 All-Southern football team ... As a senior, rushed for 703 yards and nine touchdowns and passed for 826 yards and six scores despite missing five games due to injury ... As a junior, rushed for 746 yards and 10 touchdowns on 91 attempts, completed 28-of-52 passes for 10 TDs and caught 19 passes for 344 yards and a touchdown.

PERSONAL — Born Dec. 30, 1990 ... Major: Liberal Arts.

REED'S CAREER RECEIVING STATS

YEAR	G/GS	NO	YDS	AVG	TD	LP/OPPONENT
2010	1/0	0	0	0.0	0	--
2011	9/2	21	164	7.8	0	25/LSU
Totals	10/2	21	164	7.8	0	25/LSU

REED'S CAREER RUSHING STATS

YEAR	G/GS	NO	YDS	AVG	TD	LP/OPPONENT
2010	1/0	2	8	4.0	0	6/Clemson
2011	9/2	3	9	3.0	0	10/Clemson
Totals	10/2	5	17	3.4	0	10/Clemson

REED'S CAREER PUNT RETURN STATS

YEAR	G/GS	NO	YDS	AVG	TD	LP/OPPONENT
2011	10/2	8	42	5.2	0	9/Utah State and MSU

REED'S GAME-BY-GAME RECEIVING STATS

DATE	OPPONENT	REC	YDS	AVG	TD	TD REC
9/3/11	UTAH STATE	4	33	8.3	0	--
9/10/11	MISSISSIPPI STATE	1	0	0.0	0	--
9/17/11	* at Clemson	3	31	10.3	0	--
9/24/11	FLORIDA ATLANTIC	5	27	5.4	0	--
10/1/11	at South Carolina					DID NOT PLAY
10/8/11	at Arkansas					DID NOT PLAY
10/15/11	FLORIDA					DID NOT PLAY
10/22/11	at LSU	2	26	13.0	0	--
10/29/11	* OLE MISS	0	0	0.0	0	--
11/12/11	at Georgia	0	0	0.0	0	--
11/19/11	SAMFORD	4	44	11.0	0	--
11/26/11	ALABAMA	2	3	1.5	0	--

REED'S GAME-BY-GAME PUNT RETURN STATS

DATE	OPPONENT	NO	YDS	AVG	TD	TD RET
9/3/11	UTAH STATE	2	13	6.5	0	--
9/10/11	MISSISSIPPI STATE	1	9	9.0	0	--
9/17/11	* at Clemson	2	6	3.0	0	--
9/24/11	FLORIDA ATLANTIC	3	14	4.7	0	--
10/1/11	at South Carolina					DID NOT PLAY
10/8/11	at Arkansas					DID NOT PLAY
10/15/11	FLORIDA					DID NOT PLAY
10/22/11	at LSU	0	0	0.0	0	--
10/29/11	* OLE MISS	0	0	0.0	0	--
11/12/11	at Georgia	0	0	0.0	0	--
11/19/11	SAMFORD	0	0	0.0	0	--
11/26/11	ALABAMA	0	0	0.0	0	--



ASHTON #56 RICHARDSON LB

6-0 • 212 • Sr. • 2L
New Orleans, La. (St. Michael)
Animal Science

2011 — Awarded scholarship by coaches in August 2011 ... Played in six games ... Saw first action of the season against Florida Atlantic ... Credited with one QB hurry ... Saw snaps in the last four games of the season.

2010 — *SEC Academic Honor Roll* ... Appeared in four games before suffering season-ending injury ... Saw snaps on special teams vs. Kentucky ... Played vs. Arkansas but did not register a tackle ... Did not play vs. LSU ... Saw time vs. Ole Miss on special teams ... Played vs. UTC but left game in first half with injury.

2009 — *SEC Academic Honor Roll* ... Played in 13 games, tallying nine stops, including three tackles for loss (-14 yards), and one quarterback sack (-7 yards) ... Three of nine tackles came on special teams ... Had career-high four tackles against Furman, including 2.5 tackles for loss (-13 yards) and one sack ... Had three tackles against Ball State and two at Arkansas, including a half TFL.

2008 — Did not play.



Player Bios



HIGH SCHOOL — High School Coach: Tut Mushemeche ... First Team All-District ... Played in Redstick Bowl All-Star Game.

PERSONAL — Born Dec. 19, 1989 ... Son of Al and Trina Richardson ... Father, Al, played linebacker at LSU (1979-82), earning All-American and All-SEC honors as a senior, and is the school's record holder for tackles in a game (21) and a career (452) ... Major: Animal Science.



GREG ROBINSON #73 OL

6-5 • 305 • Fr. • HS
Thibodaux, La. (Thibodaux)
Undecided

2011 — Has not played.

HIGH SCHOOL — Ranked the No. 2 offensive guard in the nation, the No. 4 recruit from Louisiana and the No. 90 overall prospect in the nation by Rivals.com ... Rated as No. 7 offensive guard in the nation by Scout.com ... Ranked as the No. 9 offensive tackle in the nation, the No. 7 recruit from Louisiana and the No. 109 player overall nationally by 247Sports ... Listed as the nation's No. 10 offensive guard by ESPN.com/Scouts, Inc. ... Named to the *PrepStar* Dream Team as the No. 49-ranked player in the nation ... Ranked as the nation's No. 8 offensive tackle and the No. 52 overall prospect in the *MaxPreps* Top 100 ... Named a *SuperPrep* All-American, and the nation's No. 20 offensive lineman and the No. 3 recruit from Louisiana by *SuperPrep* ... Ranked No. 17 in the *Mobile Press-Register's* Super Southeast 120 ... Named to the *Orlando Sentinel's* All-Southern Team as a first-team selection from Louisiana ... Did not play on the offensive line until junior year of high school after playing defensive line as a freshman ... Selected to U.S. Army All-American Bowl ... A two-time all-state lineman.

PERSONAL — Born Oct. 21, 1992 ... Son of Greg Blackledge and Rhonda Robinson ... High school teammate of current Tiger Trovon Reed ... Major: Undecided.



JONATHAN ROSE #28 DB

6-2 • 178 • Fr. • HS
Leeds, Ala. (Leeds)
Undecided

2011 — Played in eight games ... Saw first action of the season against Florida Atlantic ... Saw snaps at South Carolina, Arkansas and Florida ... Saw reserve action at LSU ... Talled a pair of solo stops in win over Ole Miss ... Saw snaps against Samford and Alabama.

HIGH SCHOOL — Named the nation's No. 3 cornerback, the No. 2 player from the state of Alabama and the No. 66 player nationally by Rivals.com ... Rated as the No. 8 cornerback in the nation, the No. 3 recruit from Alabama and the No. 88 player overall nationally by 247Sports ... Listed as the No. 11 cornerback nationally by ESPN.com/Scouts Inc. ... Ranked as the nation's No. 19 cornerback and the No. 6 player in the state of Alabama by Scout.com ... Ranked as the nation's No. 20 cornerback by MaxPreps ... Named to the *PrepStar* Dream Team as the No. 53-ranked player in the nation ... Named a *SuperPrep* All-American, and the nation's No. 10 defensive back and the No. 4 recruit from Alabama by *SuperPrep* ... Played on the East squad at the U.S. Army All-American Bowl following senior season ... Was voted to the Super 12 team and the 2010 3A Back of the Year by the Alabama Sports Writers Association ... No. 2 on the *Birmingham News's* list of the Alabama Super Seniors ... Ranked fourth on the *Mobile Press-Register's* Elite 18 and No. 32 in the *Mobile Press-Register's* Super Southeast 120 ... Named to the *Orlando Sentinel's* All-Southern Team as a first-team

selection from Alabama ... Played in the Alabama-Mississippi All-Star game, breaking up three passes and intercepting another ... Finished fourth in the voting for Alabama Mr. Football as a senior ... Led team to the Class 3A state title as a senior, returning an interception 84 yards for a touchdown and scoring on a 38-yard pass reception in the title game ... Had 73 tackles and five interceptions during his senior year ... As a junior, recorded 62 tackles with three interceptions and 29 pass break-ups ... Also had six catches for an average of 237 yards (39.5 ypc) and four touchdowns, averaged 24.7 yards on punt returns and 38.3 yards on kickoff returns in 2009.

PERSONAL — Born July 19, 1993 ... Son of Charles and Felicia Rose ... Major: Undecided.

ROSE'S CAREER DEFENSIVE STATS

YEAR	G/GS	TT	UT	AT	TFL-YDS	QBS-YDS	FF/FR	PD	I/YDS
2011	8/0	2	2	0	0.0-0	0.0-0	0/0	0	0/0

ROSE'S GAME-BY-GAME DEFENSIVE STATS

ATE	OPPONENT	TT	UT	AT	PD	INT-YDS
9/3/11	UTAH STATE	0	0	0	0	0-0
9/10/11	MISSISSIPPI STATE	0	0	0	0	0-0
9/17/11	at Clemson	0	0	0	0	0-0
9/24/11	FLORIDA ATLANTIC	0	0	0	0	0-0
10/1/11	at South Carolina	0	0	0	0	0-0
10/8/11	at Arkansas	0	0	0	0	0-0
10/15/11	FLORIDA	0	0	0	0	0-0
10/22/11	at LSU	0	0	0	0	0-0
10/29/11	OLE MISS	2	2	0	0	0-0
11/12/11	at Georgia	0	0	0	0	0-0
11/19/11	SAMFORD	0	0	0	0	0-0
11/26/11	ALABAMA	0	0	0	0	0-0



CRAIG SANDERS #13 DE

6-4 • 260 • So. • 1L
Clio, Ala. (Ariton)
Liberal Arts

2011 — Appeared in 12 games ... Recorded two tackles in the season opener ... Also tallied half a tackle for loss that resulted in a loss of six yards against Utah State ... Three tackles, including 1.5 tackles for loss, against Mississippi State ... Saw snaps at Clemson ... Credited with two tackles and one tackle for loss against FAU ... Also forced a fumble ... Had one tackle at South Carolina ... Saw action at Arkansas ... Credited with one QB hurry against Florida ... One tackle for loss for 5 yards at LSU ... Two tackles and a QB hurry in win over Ole Miss ... One tackle at Georgia ... Credited with one QB hurry against Samford ... Saw snaps against Alabama.

2010 — Appeared in 13 games and totaled eight tackles, primarily on special teams ... Fifth on team with seven special teams tackles ... Saw limited snaps in season opener vs. Arkansas State, totaling three solo tackles ... All three tackles came on special teams ... Recorded one solo tackle in SEC opener at Mississippi State ... Played, but did not have a tackle vs. Clemson ... Totaled one solo tackles on special teams vs. South Carolina ... Saw limited snaps on special teams vs. ULM and did not record a tackle ... Recorded one tackle vs. Arkansas ... Saw snaps on special teams and defense vs. LSU ... Played but did not have a tackle vs. Ole Miss ... Against UTC, saw snaps on defense but did not have a tackle ... Returned two kickoffs (first of career) for 32 yards with a long return of 17 yards ... Had one solo tackle vs. Georgia ... Played primarily on special teams vs. Alabama and did not have a tackle ... In SEC Championship Game vs. South Carolina, only tackle of game was first career sack going for minus 6 yards ... Played but did not have a tackle in BCS National Championship Game.

HIGH SCHOOL — High School Coach: David Collins ... Four star prospect according to Scout.com ... Played in the Alabama-Mississippi All-Star Classic after his senior season ... Named by Rivals.com to the Rivals250 and the nation's No. 12 weak-side defensive end ... Listed as the nation's No. 25 defensive end by Scout.com ... Rated the nation's No. 40 defensive end by ESPN/Scouts Inc. ... In 11 games as a junior, had 71 tackles, including 32 for loss and 12 quarterback sacks ... Rushed for 1,057 yards with 16 touchdowns while catching 13 passes ... As a sophomore had 79 stops including 19 sacks in 12 games ... Rushed for 422 yards and two TDs on 49



Player Bios



attempts as a sophomore, while catching nine balls for 200 yards and five scores ... Also played baseball and was member of power lifting team that won Class 1A State Championship in 2009 ... Won 2009 state power lifting title at 205-232 pound class with a 405-pound squat, 325-pound bench press and 300-pound power clean.

PERSONAL — Son of David and Dianne Grice ... Major: Liberal Arts.

SANDERS' CAREER DEFENSIVE STATS

YEAR	G/GS	TT	UT	AT	TFL-YDS	QBS-YDS	FF/FR	PD	I/YDS
2010	13/0	8	7	1	1.0-6	1.0-6	0/0	0	0/0
2011	12/0	12	8	4	4.0-16	0.0-0	1/0	0	0/0
Totals	25/0	20	15	5	5.0-22	1.0-6	1/0	0	0/0

SANDERS' GAME-BY-GAME DEFENSIVE STATS

DATE	OPPONENT	TT	UT	AT	TFL-YDS	QBS-YDS
9/4/10	ARKANSAS STATE	3	3	0	0.0-0	0.0-0
9/9/10	at Mississippi State	1	1	0	0.0-0	0.0-0
9/18/10	CLEMSON	0	0	0	0.0-0	0.0-0
9/25/10	SOUTH CAROLINA	1	1	0	0.0-0	0.0-0
10/2/10	LOUISIANA-MONROE	0	0	0	0.0-0	0.0-0
10/9/10	at Kentucky	DID NOT PLAY				
10/16/10	ARKANSAS	1	0	1	0.0-0	0.0-0
10/23/10	LSU	0	0	0	0.0-0	0.0-0
10/30/10	at Ole Miss	0	0	0	0.0-0	0.0-0
11/6/10	CHATTANOOGA	0	0	0	0.0-0	0.0-0
11/13/10	GEORGIA	1	1	0	0.0-0	0.0-0
11/26/10	at Alabama	0	0	0	0.0-0	0.0-0
12/4/10	South Carolina (SECCG)	1	1	0	1.0-6	1.0-6
1/10/11	Oregon (BCSNCG)	0	0	0	0.0-0	0.0-0

DATE	OPPONENT	TT	UT	AT	TFL-YDS	QBS-YDS
9/3/11	UTAH STATE	2	1	1	0.5-6	0.0-0
9/10/11	MISSISSIPPI STATE	3	2	1	1.5-3	0.0-0
9/17/11	at Clemson	0	0	0	0.0-0	0.0-0
9/24/11	FLORIDA ATLANTIC	2	2	0	1.0-2	0.0-0
10/1/11	at South Carolina	1	0	1	0.0-0	0.0-0
10/8/11	at Arkansas	0	0	0	0.0-0	0.0-0
10/15/11	FLORIDA	0	0	0	0.0-0	0.0-0
10/22/11	at LSU	1	1	0	1.0-5	0.0-0
10/29/11	OLE MISS	2	2	0	0.0-0	0.0-0
11/12/11	at Georgia	1	0	1	0.0-0	0.0-0
11/19/11	SAMFORD	0	0	0	0.0-0	0.0-0
11/26/11	ALABAMA	0	0	0	0.0-0	0.0-0



DEVAUNTE #96

SIGLER DL

6-3 • 263 • Fr. • HS
Mobile, Ala. (B.C. Rain)
Undecided

2011 — Appeared in 12 games ... True freshman saw his first action in the opener with Utah State ... Tallied one tackle ... Three tackles in win over Mississippi State ... Registered one tackle at Clemson ... One tackle in win over FAU ... Saw snaps against South Carolina ... Credited with one tackle and half a TFL at Arkansas ... Recorded his first career sack against Florida ... One tackle at LSU ... Credited with one QB hurry against Ole Miss ... Saw snaps against Georgia ... One tackle in win over Samford ... Saw time against Alabama.

HIGH SCHOOL — Listed as the nation's No. 44 defensive end and the No. 18 player in the state of Alabama by Scout.com ... Named the nation's No. 46 defensive end by ESPN.com/Scouts, Inc. ... Listed as the No. 22 player from the state of Alabama and the No. 64 OLB in the nation by Rivals.com ... Ranked as the No. 16 recruit from Alabama by SuperPrep ... Named to the All-Southeast Region team by PrepStar ... Ranked No. 16 on the *Mobile Press-Register's* Elite 18 ... Ranked No. 24 on the *Birmingham News's* list of the Alabama Super Seniors ... As a senior, totaled 80 tackles with five tackles for loss and one interception returned for a touchdown while earning Class 4A honorable mention all-state honors ... Racked up 80 tackles during junior season with seven sacks.

PERSONAL — Born May 2, 1992 ... Son of Rhonda Sigler ... Major: Undecided.

SIGLER'S CAREER DEFENSIVE STATS

YEAR	G/GS	TT	UT	AT	TFL-YDS	QBS-YDS	FF/FR	PD	I/YDS
2011	12/0	10	6	4	1.5-3	1.0-3	0/0	0	0/0

SIGLER'S GAME-BY-GAME DEFENSIVE STATS

DATE	OPPONENT	TT	UT	AT	TFL-YDS	QBS-YDS
9/3/11	UTAH STATE	1	0	1	0.0-0	0.0-0
9/10/11	MISSISSIPPI STATE	3	2	1	0.0-0	0.0-0
9/17/11	at Clemson	1	1	0	0.0-0	0.0-0
9/24/11	FLORIDA ATLANTIC	1	1	0	0.0-0	0.0-0
10/1/11	at South Carolina	0	0	0	0.0-0	0.0-0
10/8/11	at Arkansas	1	0	1	0.5-0	0.0-0
10/15/11	FLORIDA	1	1	0	1.0-3	1.0-3
10/22/11	at LSU	1	0	1	0.0-0	0.0-0
10/29/11	OLE MISS	0	0	0	0.0-0	0.0-0
11/12/11	at Georgia	0	0	0	0.0-0	0.0-0
11/19/11	SAMFORD	1	1	0	0.0-0	0.0-0
11/26/11	ALABAMA	0	0	0	0.0-0	0.0-0



CHAD #62

SLADE OL

6-5 • 320 • RFr. • RS
Moody, Ala. (Moody)
Liberal Arts

2011 — Played in 12 games with nine starts ... Saw his first snaps of his career and made his first career start in the season opener against Utah State at right tackle ... Moved inside to right guard for his second start of the season against Mississippi State ... Saw limited snaps against Clemson ... Started at right guard against Florida Atlantic ... Saw time against South Carolina and Arkansas ... Started at left guard against Florida, LSU and Ole Miss ... Took over as the starter at left guard after the injury to Jared Cooper ... Started the last three games of the season at left guard.

2010 — Did not play.

HIGH SCHOOL — High School Coach: Brandon Wiley ... No. 59-ranked offensive guard by ESPN.com/Scouts Inc. ... No. 62-rated offensive guard by Scout.com ... Ranked as the No. 34 player in Alabama by SuperPrep ... Named to the All-Southeast Region team by PrepStar ... Named the No. 38 prospect in Alabama by the *Tuscaloosa News*.

PERSONAL — Born May 4, 1992 ... Son of Joseph and Nikki Shorter ... Major: Liberal Arts.



RYAN #24

SMITH DB

6-2 • 208 • So. • 1L
Cordova, Ala. (Cordova)
Liberal Arts

2011 — Played in 12 games with one start ... Saw action against Utah State ... Made the game-saving tackle on Mississippi State quarterback Chris Relf at the goal line as time expired ... First non-special teams tackle of his career ... The tackle was just the fourth of Smith's career ... Set a career high with three stops against Clemson ... Had one solo tackle against FAU ... Saw action against USC ... Tied career high with three tackles at Arkansas ... Saw snaps against Florida ... Posted one tackle at LSU ... Totaled two tackles and one TFL against Ole Miss ... Made his first career start at Georgia ... Set a career high with five tackles ... Two tackles and credited with half a TFL against Samford ... Posted three tackles (two solos) against Alabama.

2010 — Appeared in 14 games and totaled three tackles all on special teams ... Saw limited snaps in season opener vs. Arkansas State but did not register a tackle ... Played in SEC opener at Mississippi State but did not record a tackle ... Saw snaps vs. Clemson



Player Bios



but did not have a tackle ... Had limited snaps vs. South Carolina ... Saw playing time vs. ULM but did not have a tackle ... Saw playing time but did not have a tackle vs. Kentucky ... Had one solo tackle vs. Arkansas ... Played but did not have a tackle vs. LSU ... Saw playing time vs. Ole Miss ... Played but did not have a tackle vs. UTC ... Totaled one solo tackle vs. Georgia ... Played vs. Alabama but did not have a tackle ... Had one solo tackle in win over South Carolina in SEC Championship Game ... Played but did not have a tackle vs. Oregon in BCS National Championship Game.

HIGH SCHOOL — High School Coach: Scott Basden ... Ranked as the nation's No. 93 safety by Scout.com ... Ranked No. 170 nationally as an athlete by ESPN.com/Scouts, Inc. ... Ranked as the No. 27 player in Alabama by *SuperPrep* ... Named to the Class 3A All-State First Team as a senior and junior by the Alabama Sports Writers Association, and earned 3A Back of the Year honors as a senior ... Finished fourth in the Alabama Mr. Football voting as a senior ... Led Cordova to three straight appearances in state title game ... Rushed for 1,856 yards and 26 touchdowns as a senior ... As a junior, rushed for 1,376 yards and 19 touchdowns on just 175 attempts (7.9 ypc) while throwing for 1,274 yards and 20 scores ... Also had 70 tackles and six interceptions during junior season.

PERSONAL — Born May 12, 1991 ... Son of Chris Smith and Diann Simon ... Major: Liberal Arts.

SMITH'S CAREER DEFENSIVE STATS

YEAR	G/GS	TT	UT	AT	TFL-YDS	QBS-YDS	FF/FR	PD	I/YDS
2010	14/0	3	3	0	0.0-0	0.0-0	0/0	0	0/0
2011	12/1	21	13	8	1.5-2	0.0-0	0/0	0	0/0
Totals	26/1	24	16	8	1.5-2	0.0-0	0/0	0	0/0

SMITH'S GAME-BY-GAME DEFENSIVE STATS

DATE	OPPONENT	TT	UT	AT	PD	INT-YDS
9/4/10	ARKANSAS STATE	0	0	0	0	0-0
9/9/10	at Mississippi State	0	0	0	0	0-0
9/18/10	CLEMSON	0	0	0	0	0-0
9/25/10	SOUTH CAROLINA	0	0	0	0	0-0
10/2/10	LOUISIANA-MONROE	0	0	0	0	0-0
10/9/10	at Kentucky	0	0	0	0	0-0
10/16/10	ARKANSAS	1	1	0	0	0-0
10/23/10	LSU	0	0	0	0	0-0
10/30/10	at Ole Miss	0	0	0	0	0-0
11/6/10	CHATTANOOGA	0	0	0	0	0-0
11/13/10	GEORGIA	1	1	0	0	0-0
11/26/10	at Alabama	0	0	0	0	0-0
12/4/10	South Carolina (SECCG)	1	1	0	0	0-0
1/10/11	Oregon (BCSNCG)	0	0	0	0	0-0

DATE	OPPONENT	TT	UT	AT	PD	INT-YDS
9/3/11	UTAH STATE	0	0	0	0	0-0
9/10/11	MISSISSIPPI STATE	1	1	0	0	0-0
9/17/11	at Clemson	3	2	1	0	0-0
9/24/11	FLORIDA ATLANTIC	1	1	0	0	0-0
10/1/11	at South Carolina	0	0	0	0	0-0
10/8/11	at Arkansas	3	2	1	0	0-0
10/15/11	FLORIDA	0	0	0	0	0-0
10/22/11	at LSU	1	1	0	0	0-0
10/29/11	OLE MISS	2	1	1	0	0-0
11/12/11	* at Georgia	5	2	3	0	0-0
11/19/11	SAMFORD	1	1	2	0	0-0
11/26/11	ALABAMA	3	2	1	0	0-0

and 71 yards against Clemson ... Started against FAU, but was held without a catch ... Did not record a reception at South Carolina ... Had one reception for 44 yards at Arkansas ... Catch was the longest of his career ... Saw time against Florida ... Two receptions for 10 yards at LSU ... Saw snaps against Ole Miss ... Started against Georgia ... Saw snaps against Samford ... Got the start against Alabama.

2010 — Appeared in three games ... Saw limited snaps vs. Arkansas State but did not have a catch ... Also saw playing time vs. Louisiana-Monroe and Chattanooga.

2009 — Appeared in 10 games before season ending injury vs. Furman ... Saw playing time vs. Louisiana Tech in season opener but did not have a catch ... Had 21 receiving yards on two catches vs. Ball State ... Rushed one time for 10 yards vs. Tennessee ... Against Ole Miss, rushed two times for 22 yards with a long of 14 yards ... Had one 16-yard run vs. Furman.

HIGH SCHOOL — High School Coach: Terence Williams ... During his senior season, completed 92-of-150 passes for 1,339 yards and 14 touchdowns, while also rushing for 546 yards and 15 scores on 130 carries ... As a junior, competed 113 of 200 passes for 1,340 yards and 10 touchdowns, while also rushing for 940 yards on 165 carries with 17 touchdowns.

PERSONAL — Born March 5, 1991 ... Son of James and Jalaine Stallworth ... Major: Public Administration.

STALLWORTH'S CAREER RECEIVING STATS

YEAR	G/GS	NO	YDS	AVG	TD	LP/OPPONENT
2009	10/0	2	21	10.5	0	16/Ball State
2010	3/0	0	0	0.0	0	--
2011	12/7	13	214	16.5	1	44/Arkansas
Totals	25/7	15	235	15.7	1	44/Arkansas

STALLWORTH'S CAREER GAME HIGH STATS

	No.	Opponent	Date
Receptions	5	Clemson	9/17/11
Receiving Yards	93	Utah State	9/3/11
TDs	1	Utah State	9/3/11

STALLWORTH'S GAME-BY-GAME RECEIVING STATS

DATE	OPPONENT	REC	YDS	AVG	TD	TD REC
9/3/11	* UTAH STATE	4	93	23.3	1	39
9/10/11	* MISSISSIPPI STATE	1	-4	-4.0	0	--
9/17/11	* at Clemson	5	71	14.2	0	20
9/24/11	* FLORIDA ATLANTIC	0	0	0.0	0	--
10/1/11	at South Carolina	0	0	0.0	0	--
10/8/11	* at Arkansas	1	44	44.0	0	--
10/15/11	FLORIDA	0	0	0.0	0	--
10/22/11	at LSU	2	10	5.0	0	--
10/29/11	OLE MISS	0	0	0.0	0	--
11/12/11	* at Georgia	0	0	0.0	0	--
11/19/11	SAMFORD	0	0	0.0	0	--
11/26/11	* ALABAMA	0	0	0.0	0	--



JOHN SULLEN **#71**
OL

6-5 • 333 • Jr. • 2L
Auburn, Ala. (Auburn)
History

CAREER — Played in 37 games, recording 11 starts.

2011 — Played in 12 games with 10 starts ... Made his second career start against Utah State in the season opener ... Saw snaps against Mississippi State, but did not start ... Started at right guard against Clemson ... Started at right guard against South Carolina ... Made the start at right guard against Arkansas ... Has started at right guard the last six games.

2010 — Appeared in 13 games ... Part of o-line that has allowed 23 sacks in 296 pass attempts ... Saw limited snaps in season opener vs. Arkansas State as o-lined paved way for 608 yards total offense ... Played in SEC opener at Mississippi State, primarily on special teams ... Saw snaps on special teams vs. Clemson ... Replaced starter A.J. Greene (injured) at RT in second half vs. Clemson ... Did not play vs. South Carolina ... Saw limited snaps vs. ULM and



TRAVANTE STALLWORTH **#85**
WR

5-9 • 190 • Jr. • 2L
Leesville, La. (Leesville)
Public Administration

2011 — Played in 12 games with seven starts ... Made the first start of his career against Utah State ... Recorded four catches for 93 yards and a touchdown ... Touchdown was a 39-yard catch-and-run ... One reception against Mississippi State ... Team-high five receptions



Player Bios



helped Tigers rush for 233 yards ... Saw snaps vs. Kentucky and part of o-line that did not allow a sack in 21 pass attempts ... Played vs. Arkansas and helped Tigers put most points ever vs. an SEC team with 65 ... Helped AU rush for 440 yards vs. LSU, the most ever against an LSU defense ... Part of o-line that totaled 572 yards total offense vs. Ole Miss ... Against UTC, helped AU offense average 11.6 yards per play and total 628 yards offense ... Against Georgia, part of offense that totaled 463 yards including 315 yards rushing ... Against Alabama, helped Tigers total 332 yards of offense and score 28 points over the final three quarters ... In SEC Championship Game vs. South Carolina, helped Auburn rack up 589 yards total offense with 238 yards rushing and 351 passing ... Against Oregon in BCS National Championship Game, helped Tigers rush for 254 yards and amass 519 yards total offense.

2009 — Appeared in 13 games with one start ... Saw game action in season opener vs. Louisiana Tech ... Did not give up a sack in limited action vs. Mississippi State ... Made first career start against Ball State ... Saw extensive playing time vs. Furman, picking up two knockdown blocks ... Totaled 4.5 knockdown blocks against Ball State.

HIGH SCHOOL — High School Coach: Tim Carter ... Named to the Class 6A All-State team by the Alabama Sports Writers Association as a senior ... Graded out at 86 percent with 55 pancake blocks ... Earned ASWA honorable mention all-state honors as a junior ... Ranked nationally 35th among offensive guards and 21st on the Alabama Postseason Top 40 by Rivals.com ... Listed as the nation's No. 63 offensive tackle by ESPN.com/Scouts, Inc. ... Ranked as the nation's No. 102 offensive tackle by Scout.com ... Listed as the No. 34 player from Alabama by SuperPrep ... Named to PrepStar's All-Southeast Region team.

PERSONAL — Born Dec. 31, 1990 ... Son of John and Breilinda Sullen ... Major: Pre-History.



ROBENSON

#27

THEREZIE

DB

5-9 • 192 • Fr. • HS
Miami, Fla. (Jackson)
Undecided

2011 — Played in 12 games ... Saw snaps, but did not record any stats against Utah State ... Had one assisted tackle against Mississippi State ... Saw time against Clemson ... Posted five tackles against Florida Atlantic ... Also credited with a deflection ... Saw time against South Carolina ... Made one stop at Arkansas ... Returned the first kickoff of his career for 36 yards against Florida ... Three tackles at LSU ... Also returned four kicks for 90 yards with a long of 36 ... Two tackles against Ole Miss ... Also returned one kick for 22 yards ... Two tackles at Georgia ... Saw snaps against Samford and Alabama.

HIGH SCHOOL — Rated as the No. 5 safety in the nation, the No. 22 recruit from Florida and the No. 110 player overall nationally by 247Sports ... Listed as the nation's No. 11 safety by ESPN.com/Scouts, Inc. ... Named the nation's No. 17 safety and the No. 43 player from the state of Florida by Rivals.com ... Ranked as the nation's No. 13 safety by MaxPreps ... Listed as the No. 27 corner back by Scout.com ... Named a SuperPrep All-American, and the nation's No. 19 defensive back and the No. 21 recruit from Florida by SuperPrep ... Named a PrepStar All-American ... Earned Under Armour All-America honors as a senior ... Ranked No. 84 in the Mobile Press-Register's Super Southeast 120 ... Totaled 81 tackles with four interceptions and two forced fumbles during junior campaign ... Also rushed for 279 yards and had 239 receiving yards as a junior ... As a sophomore, he had 81 total tackles, nine forced fumbles as well as three interceptions.

PERSONAL — Born on Aug. 8, 1991 ... Son of Monique Therezie ... Has brothers Franco, France, Ricardo, Jean, Marvin, Stanley and Poppy and sister Ludine ... Major: Undecided.

THEREZIE'S CAREER DEFENSIVE STATS

YEAR	G/GS	TT	UT	AT	TFL-YDS	QBS-YDS	FF/FR	PD	I/YDS
2011	12/0	15	10	5	0.0-0	0.0-0	0/0	1	0/0

THEREZIE'S CAREER GAME HIGH STATS

	No.	Opponent	Date
Tackles	5	Florida Atlantic	9/24/11

THEREZIE'S GAME-BY-GAME DEFENSIVE STATS

ATE	OPPONENT	TT	UT	AT	PD	INT-YDS
9/3/11	UTAH STATE	0	0	0	0	0-0
9/10/11	MISSISSIPPI STATE	1	0	1	0	0-0
9/17/11	at Clemson	1	1	0	0	0-0
9/24/11	FLORIDA ATLANTIC	5	5	0	1	0-0
10/1/11	at South Carolina	0	0	0	0	0-0
10/8/11	at Arkansas	1	1	0	0	0-0
10/15/11	FLORIDA	0	0	0	0	0-0
10/22/11	at LSU	3	1	2	0	0-0
10/29/11	OLE MISS	2	2	0	0	0-0
11/12/11	at Georgia	2	0	2	0	0-0
11/19/11	SAMFORD	0	0	0	0	0-0
11/26/11	ALABAMA	0	0	0	0	0-0



ANTHONY

#44

SWAIN

LB

6-2 • 205 • Fr. • HS
Gadsden, Ala. (Gadsden City)
Undecided

2011 — Has not played.

HIGH SCHOOL — Named the nation's No. 25 safety by ESPN.com/Scouts, Inc. ... Listed as the No. 11 player in the state of Alabama and the No. 24 defensive back in the country by Rivals.com ... Ranked as the nation's No. 14 safety by MaxPreps ... Ranked as the nation's No. 35 safety and the No. 17 player in the state of Alabama by Scout.com ... Listed as the No. 14 recruit from Alabama by SuperPrep ... Named to the All-Southeast Region team by PrepStar ... Ranked No. 13 on the Mobile Press-Register's Elite 18 ... Ranked No. 14 on the Birmingham News' list of the Alabama Super Seniors ... Played in the Alabama-Mississippi All-Star game ... Totaled 27 tackles during senior season with one sack, three interceptions, six pass break-ups, one forced fumble and two fumble recoveries.

PERSONAL — Born Oct. 24, 1992 ... Son of Anthony Swain Sr. and Johnelle Swain ... Major: Undecided.



NATHAN

#49

TAYLOR

WR

5-10 • 178 • Jr. • SQ
Fredericksburg, Va. (Massaponax)
Exercise Science

2011 — Awarded scholarship prior to start of the season ... Has not played due to injury.

PERSONAL — Born Sept. 29, 1989 ... Son of Nathan and Paula Taylor.



Player Bios



NEIKO THORPE #15 DB

6-3 • 191 • Sr. • 3L
Tucker, Ga. (HS)
Philosophy

CAREER — Has one return for touchdown, a 69-yard blocked FG vs. UK (10/17/09) ... Eight career double-digit tackle games ... Has at least one tackle in 46 of 50 career games played and has 271 tackles for his career.

2011 — SEC Coaches Preseason Third Team ... Phil Steele Midseason All-SEC Third Team ... Started all 12 games ... Second on the team with 94 tackles ... Ranks fifth in the SEC in tackles ... Recorded nine tackles against Utah State in his first game at safety ... Total included seven unassisted stops ... 11 tackles against Mississippi State ... Also in on a TFL ... Led Auburn with 16 tackles against Clemson ... First Auburn player to record more than 15 tackles since Dontarrious Thomas posted 19 stops against Syracuse on 9/22/01 ... Also recovered the first fumble of his career against Clemson ... Made four tackles and recorded his fifth career interception in win over Florida Atlantic ... Made his sixth career interception against South Carolina ... Added one tackle and one deflection ... Made six tackles with one breakup at Arkansas ... Three tackles with two breakups in win over Florida ... Team-high 14 tackles in loss at LSU ... Five stops against Ole Miss ... Posted his fourth double-digit tackle game of the season with 12 in loss at Georgia ... Four stops and his seventh career interception against Samford ... Totaled nine tackles against Alabama.

2010 — Coaches' Second-Team Preseason All-SEC ... Appeared in 14 games with 13 starts ... Third on team with 64 tackles with a team-best nine PBU's ... Started season opener vs. Arkansas State, totaling four tackles and one PBU ... In SEC opener at Mississippi State, totaled three tackles, with two solo, and one PBU ... Against Clemson, totaled five tackles with four solo stops ... Broke up a pass and totaled three tackles vs. South Carolina ... Saw limited playing time vs. ULM, totaling a pair of solo tackles ... Totaled four tackles vs. Kentucky ... Against Arkansas, recorded 10 tackles, all solo stops, and had one PBU ... Against LSU, broke up one pass and recorded six tackles, with four solo ... Against Ole Miss, led team with seven tackles with five coming on solo stops ... In limited snaps vs. UTC, broke up one pass and had two solo tackles ... Started vs. Georgia but did not have a tackle ... Against Alabama, led all tacklers with a season-high 12 stops ... Also had half a TFL (first of season) for minus 1 yard and two PBU's ... In SEC Championship Game vs. South Carolina, had four tackles, with three solo stops, and one PBU ... Against Oregon in BCS National Championship Game, had a pair of tackles, one solo.

2009 — T-20th in SEC in tackles per game, 6.5 tpg ... T-12th SEC in passes defended per game, 0.75 ... Phil Steele's Third-Team Midseason All-SEC ... Started all 13 games ... Finished with third-most tackles on team with 84 ... Started at cornerback in season opener vs. Louisiana Tech ... Broke up one pass and recorded three solo tackles vs. Tech ... Totaled seven tackles, five solo, in victory over Mississippi State ... Intercepted a pass, broke-up two passes and had seven tackles vs. West Virginia ... The pick vs. WVA ended a scoring threat at the AU 25-yard line ... Against Ball State, totaled six tackles with five solo stops ... Registered seven tackles in win over Tennessee ... Against Arkansas, set a career high with 11 tackles ... Eight of 11 tackles were solo stops ... Recovered blocked field goal attempt and returned it 69 yards for TD against Kentucky ... Also broke up two passes and totaled four tackles vs. UK ... Against LSU, broke up pass and totaled eight tackles ... Forced a fumble and broke up one pass vs. Ole Miss ... Had a pair of solo tackles vs. Rebels ... In limited time vs. Furman, logged two tackles, one solo ... Against Georgia, had half a TFL (minus 1 yard) to go with five tackles ... Half a TFL vs. Bulldogs was first of career ... Broke up one pass and totaled eight tackles, seven solo, vs. Alabama ... Posted a career, team season and game high with 14 tackles vs. Northwestern in Outback Bowl ... Totaled 13 solo tackles ... Also had one interception vs. Northwestern ... Last tackle came on last play of game that prevented game-winning TD on fake field goal in overtime, with tackle coming just short of goal line.

2008 — Coaches' All-SEC Freshman Team ... Played in 11 games with one start ... Finished tied for ninth-most tackles on team with 29, with 20 solo stops ... Tied for second-most interceptions on team with two and most return interception yardage with 101 yards ... Also totaled four pass break-ups ... In first collegiate action, led Tigers with seven tackles including five solo vs. Louisiana-Monroe ... Also broke up two passes vs.

Warhawks ... Forced a fumble and had one solo tackle vs. Southern Miss ... Recorded four total tackles, three solo, against Tennessee ... Broke up two passes and had two tackles vs. Vanderbilt ... In first career start, recorded first career INT and returned it 59 yards vs. Arkansas ... The return is tied for 16th longest in AU history ... Also had seven tackles, three solo, vs. Razorbacks ... Left game in first half due to injury vs. West Virginia ... Did not play vs. Ole Miss due to injury ... Intercepted a pass and returned it 42 yards to seal victory over UT Martin ... Against Alabama, had four total tackles with three solo stops.

HIGH SCHOOL — Had 64 tackles including six tackles for loss, 11 pass breakups, three interceptions and forced a fumble as a senior ... Named an Under Armour All-America as a senior ... Registered 18 sacks as a junior ... Was honorable mention all-county as a junior ... Rated as 11th best corner back in nation by Scouts.com ... Ranked 53rd best player in Georgia by SuperPrep ... He also ran track.

PERSONAL — Born Feb. 11, 1990 ... Son of Glenn Thorpe and Nickie Lipscomb. ... Major: Philosophy.

THORPE' CAREER DEFENSIVE STATS

YEAR	G/GS	TT	UT	AT	TFL-YDS	QBS-YDS	FF/FR	PD	I/YDS
2008	11/1	29	20	9	0.0-0	0.0-0	1/0	6	2-101
2009	13/13	84	56	28	0.5-1	0.0-0	1/0	11	2-22
2010	14/13	64	45	19	0.5-1	0.0-0	0/0	9	0-0
2011	12/12	94	43	51	0.5-1	0.0-0	0/1	5	3-66
Totals	50/39	271	164	107	1.5-3	0.0-0	2/1	31	7-189

THORPE'S CAREER GAME HIGH STATS

	No.	Opponent	Date
Tackles	16	at Clemson	9/17/11
Interceptions	1	7x (last vs. Samford)	11/19/11

THORPE'S GAME-BY-GAME DEFENSIVE STATS

DATE	OPPONENT	TT	UT	AT	PD	INT-YDS
8/30/08	LOUISIANA-MONROE	7	5	2	2	0-0
9/6/08	SOUTHERN MISS	1	1	0	0	0-0
9/13/08	MISSISSIPPI STATE	0	0	0	0	0-0
9/20/08	LSU	2	2	0	0	0-0
9/27/08	TENNESSEE	4	3	1	0	0-0
10/4/08	at Vanderbilt	2	1	1	2	0-0
10/11/08	* ARKANSAS	7	3	4	0	1-59
10/23/08	at West Virginia	0	0	0	0	0-0
11/1/08	at Ole Miss					DID NOT PLAY
11/8/08	TENNESSEE-MARTIN	0	0	0	0	1-42
11/15/08	GEORGIA	2	2	0	0	0-0
11/29/08	at Alabama	4	3	1	0	0-0

DATE	OPPONENT	TT	UT	AT	PD	INT-YDS
9/5/09	* LOUISIANA TECH	3	3	0	1	0-0
9/12/09	* MISSISSIPPI STATE	7	5	2	0	0-0
9/19/09	* WEST VIRGINIA	7	5	2	2	1-22
9/26/09	* BALL STATE	6	5	1	0	0-0
10/3/09	* at Tennessee	7	3	4	0	0-0
10/10/09	* at Arkansas	11	6	5	0	0-0
10/17/09	* KENTUCKY	4	3	1	2	0-0
10/24/09	* at LSU	8	2	6	1	0-0
10/31/09	* OLE MISS	2	2	0	1	0-0
11/7/09	* FURMAN	2	1	1	0	0-0
11/14/09	* at Georgia	5	1	4	0	0-0
11/27/09	* ALABAMA	8	7	1	1	0-0
11/1/10	* Northwestern (Outback)	14	13	1	1	1-0

DATE	OPPONENT	TT	UT	AT	PD	INT-YDS
9/4/10	* ARKANSAS STATE	4	3	1	1	0-0
9/9/10	* at Mississippi State	3	2	1	1	0-0
9/18/10	* CLEMSON	5	4	1	0	0-0
9/25/10	* SOUTH CAROLINA	3	2	1	1	0-0
10/2/10	LOUISIANA-MONROE	2	2	0	0	0-0
10/9/10	* at Kentucky	4	1	3	0	0-0
10/16/10	* ARKANSAS	10	10	0	1	0-0
10/23/10	* LSU	6	4	2	1	0-0
10/30/10	* at Ole Miss	7	5	2	0	0-0
11/6/10	* CHATTANOOGA	2	2	0	1	0-0
11/13/10	* GEORGIA	0	0	0	0	0-0
11/26/10	* at Alabama	12	6	6	2	0-0
12/4/10	* South Carolina (SECCG)	4	3	1	1	0-0
1/10/11	* Oregon (BCSNCG)	2	1	1	0	0-0



Player Bios



DATE	OPPONENT	TT	UT	AT	PD	INT-YDS
9/3/11	* UTAH STATE	9	7	2	0	0-0
9/10/11	* MISSISSIPPI STATE	11	4	7	0	0-0
9/17/11	* at Clemson	16	8	8	0	0-0
9/24/11	* FLORIDA ATLANTIC	4	3	1	0	1-46
10/1/11	* at South Carolina	1	0	1	1	1-20
10/8/11	* at Arkansas	6	3	3	1	0-0
10/15/11	* FLORIDA	3	2	1	2	0-0
10/22/11	* at LSU	14	2	12	0	0-0
10/29/11	* OLE MISS	5	2	3	0	0-0
11/12/11	* at Georgia	12	6	6	0	0-0
11/19/11	* SAMFORD	4	2	2	1	1-0
11/26/11	* ALABAMA	9	4	5	0	0-0



BARRETT TROTTER #14
QB

6-2 • 207 • Jr. • 1L
Birmingham, Ala. (Briarwood Christian)
Graduate

2011 — Started first seven games of season, leading AU to 5-2 record ... Made his first career start at quarterback against Utah State ... Completed 17-of-23 passes for 261 yards and three touchdowns ... Touchdowns were on throws of 56, 39 and 15 yards ... Led Auburn on two scoring drives with less than four minutes remaining to overcome a 10-point deficit and earn the win ... Completed 16-of-23 passes for 146 yards and two touchdowns against Mississippi State in his first SEC start ... Touchdowns were on throws of 46 and 10 yards ... Completed 12-of-25 passes 198 yards and a touchdown ... One scoring throw of 36 yards ... Hit on 16-of-28 passes for 178 yards and two touchdowns in win over FAU ... Completed 12-of-23 passes for 112 yards and one touchdown in South Carolina victory ... Connected with Philip Lutzenkirchen for the game-winning touchdown at USC ... Completed 6-of-19 passes for 81 yards at Arkansas ... Hit on 2-of-8 passes for 33 yards, including a 25-yard TD, in win over Florida.

2010 — *SEC Academic Honor Roll* ... Appeared in six games and totaled 64 yards on 6-of-9 passing ... Also rushed for 68 yards and one TD on five attempts ... In season opener vs. Arkansas State, completed only pass attempt for 13 yards to Derek Winter ... Saw extended snaps vs. ULM, rushing for 29 yards on two carries including first career TD (rushing or passing) ... TD run came from 18 yards out ... Also hit 3-of-5 passes for 27 yards with a long throw of 15 yards ... In limited snaps vs. Ole Miss, rushed one time for 2 yards and did not have a pass attempt ... Hit 1-of-2 pass attempts for 8 yards vs. UTC ... In SEC Championship Game vs. South Carolina, rushed twice for 37 yards and hit 1-of-1 pass attempts for 16 yards in limited duty.

2009 — *SEC Academic Honor Roll* ... Did not play due to injury.

2008 — Redshirted.

HIGH SCHOOL — High School Coach: Fred Yancey ... Threw for 7,968 passing yards, 88 touchdowns and 23 interceptions during career ... Both marks are school records and his 88 touchdown passes are third all-time in Alabama State High School history ... Completed 63 percent of passes during career ... Led Briarwood to 2007 state semi-finals by completing 228-of-361 passes for 3,469 yards and 47 touchdowns with eight interceptions ... Also rushed for 610 yards on 104 attempts and six touchdowns as a senior ... Named ASWA Super 12 and All-State 6A first-team quarterback as a senior ... As a senior also named *Birmingham News* Metro Player of the Year, ScoutSouth.com Star of Alabama, Mr. Football 5A Back of the Year, and finalist for Mr. Football ... In 11 contests as a junior, completed 188-of-315 passes for 2,414 yards and 22 touchdowns, while rushing for 489 yards on 99 attempts with seven touchdowns ... *Birmingham News* All-Metro Team Athlete as a junior.

PERSONAL — Born Feb.10, 1989 ... Son of Rick and Lynn Trotter ... Earned degree in Communications in Spring 2011 ... Enrolled in graduate school.



JAMAR TRAVIS #74
DL

6-0 • 294 • Jr. • 2L
Brewton, Ala. (W.S. Neal)
Public Administration

2011 — Played in 12 games ... Recorded one tackle against Utah State ... Had one tackle for loss ... Also credited with one QB hurry ... One tackle in win over Mississippi State ... Saw snaps against Clemson ... Totaled two tackles against Florida Atlantic ... Saw action against South Carolina ... Saw snaps against Arkansas, Florida and LSU ... Saw special teams action against Ole Miss and Georgia ... One QB hurry against Samford ... Saw action on special teams against Alabama.

2010 — Appeared in 14 games and totaled two tackles ... Saw limited snaps in season opener vs. Arkansas State and did not record a tackle ... Played in SEC opener at Mississippi State but did not register a tackle ... Saw playing time vs. Clemson but did not have a tackle ... Did not play vs. South Carolina ... Saw playing time and logged one solo tackle vs. ULM ... Played vs. Kentucky but did not have a tackle ... Saw limited snaps vs. Arkansas ... Played vs. LSU but did not have a tackle ... Saw playing time vs. Ole Miss ... One solo tackle vs. UTC ... Saw playing time vs. Georgia ... Played primarily on special teams vs. Alabama ... Saw playing time vs. South Carolina in SEC Championship Game ... One solo tackle vs. Oregon in BCS National Championship Game.

HIGH SCHOOL — High School Coach: Blaine Hathcock ... As a junior, had 60 tackles, including 20 tackles for loss and four sacks ... First Team All-State as a junior by the Alabama Sports Writers Association ... Named a *PrepStar* All-American ... Listed as the nation's No. 11 defensive tackle by ESPN.com/Scouts, Inc. ... Ranked 29th nationally among defensive tackles and 11th on the Alabama Postseason Top 40 by Rivals.com ... Ranked as the nation's No. 32 defensive tackle by Scout.com ... Listed as the No. 17 player from Alabama by *SuperPrep* ... Ranked No. 22 on the *Birmingham News*' Super Seniors list.

PERSONAL — Born Sept. 24, 1990 ... Son of Ronald and Chello Travis ... Major: Public Administration.

TRAVIS' CAREER DEFENSIVE STATS

YEAR	G/GS	TT	UT	AT	TFL-YDS	QBS-YDS	FF/FR	PD	I/YDS
2010	14/0	3	3	0	0.0-0	0.0-0	0/0	0	0/0
2011	12/0	4	3	1	1.0-1	0.0-0	0/0	0	0/0
Totals	26/0	7	6	1	1.0-1	0.0-0	0/0	0	0/0

TRAVIS' GAME-BY-GAME DEFENSIVE STATS

DATE	OPPONENT	TT	UT	AT	TFL-YDS	QBS-YDS
9/3/11	UTAH STATE	1	0	1	0.0-0	0.0-0
9/10/11	MISSISSIPPI STATE	1	0	1	0.0-0	0.0-0
9/17/11	at Clemson	0	0	0	0.0-0	0.0-0
9/24/11	FLORIDA ATLANTIC	2	2	0	0.0-0	0.0-0
10/1/11	at South Carolina	0	0	0	0.0-0	0.0-0
10/8/11	at Arkansas	0	0	0	0.0-0	0.0-0
10/15/11	FLORIDA	0	0	0	0.0-0	0.0-0
10/22/11	at LSU	0	0	0	0.0-0	0.0-0
10/29/11	OLE MISS	0	0	0	0.0-0	0.0-0
11/12/11	at Georgia	0	0	0	0.0-0	0.0-0
11/19/11	SAMFORD	0	0	0	0.0-0	0.0-0
11/26/11	ALABAMA	0	0	0	0.0-0	0.0-0

TROTTER'S CAREER PASSING STATS

YEAR	G/GS	CMP	ATT	PCT	YDS	INT	TD	LP/OPPONENT
2010	5/0	6	9	66.7	64	0	0	16/South Carolina (SECCG)
2011	7/7	81	149	54.4	1009	6	10	56/Utah State
Totals	12/7	87	158	55.1	1073	6	10	56/Utah State

TROTTER'S CAREER GAME HIGH STATS

No.	Opponent	Date	
Completions	17	Utah State	9/3/11
Pass Attempts	28	Florida Atlantic	9/24/11
Pass Yards	261	Utah State	9/3/11
Pass TDs	3	Utah State	9/3/11
Interceptions	2	at South Carolina	10/1/11



Player Bios



TROTTER'S GAME-BY-GAME PASSING STATS

DATE	OPPONENT	CMP	ATT	YDS	INT	TD	TD Pass
9/4/10	ARKANSAS STATE	1	1	13	0	0	--
9/9/10	at Mississippi State			DID NOT PLAY			
9/18/10	CLEMSON			DID NOT PLAY			
9/25/10	SOUTH CAROLINA			DID NOT PLAY			
10/2/10	LOUISIANA-MONROE	3	5	27	0	0	--
10/9/10	at Kentucky			DID NOT PLAY			
10/16/10	ARKANSAS			DID NOT PLAY			
10/23/10	LSU			DID NOT PLAY			
10/30/10	at Ole Miss	0	0	0	0	0	--
11/6/10	CHATTANOOGA	1	2	8	0	0	--
11/13/10	GEORGIA	0	0	0	0	0	--
11/26/10	at Alabama			DID NOT PLAY			
12/4/10	South Carolina (SECCG)	1	1	16	0	0	--
1/10/11	Oregon (BCSNCG)			DID NOT PLAY			

DATE	OPPONENT	CMP	ATT	YDS	INT	TD	TD Pass
9/3/11	* UTAH STATE	17	23	261	0	3	56, 39, 15
9/10/11	* MISSISSIPPI STATE	16	23	146	1	2	46, 10
9/17/11	* at Clemson	12	25	198	1	1	36
9/24/11	* FLORIDA ATLANTIC	16	28	178	1	2	10, 51
10/1/11	* at South Carolina	12	23	112	2	1	9
10/8/11	* at Arkansas	6	19	81	1	0	--
10/15/11	* FLORIDA	2	8	33	0	1	25
10/22/11	at LSU			DID NOT PLAY			
10/29/11	OLE MISS			DID NOT PLAY			
11/12/11	at Georgia			DID NOT PLAY			
11/19/11	SAMFORD			DID NOT PLAY			
11/26/11	ALABAMA			DID NOT PLAY			




CHRISTIAN WESTERMAN #57
OL

6-3 • 277 • Fr. • HS
Chandler, Ariz. (Hamilton)
Undecided

2011 — Has not played.

HIGH SCHOOL — Named the nation's No. 2 offensive tackle and the No. 6 player nationally by ESPN.com/Scouts, Inc. ... Ranked as the nation's No. 1 offensive guard and the No. 17 player in the nation by Scout.com ... Rated as the No. 3 offensive tackle in the nation, the No. 1 recruit from Arizona and the No. 26 player overall nationally by 247Sports ... Listed as the nation's No. 3 offensive tackle, the No. 1 player in the state of Arizona and the No. 27 player in the nation overall by Rivals.com ... Ranked as the nation's No. 5 offensive tackle and the No. 16 overall prospect in the *MaxPreps* Top 100 ... Named to the *PrepStar* Dream Team as the No. 8-ranked player in the nation ... Named an *All-American*, the nation's No. 2 offensive lineman and the No. 2 recruit from Arizona by *SuperPrep*, and the No. 21 overall player nationally in the *SuperPrep* Elite 50 ... Selected to play in the 2011 Under Armour All-American game following his senior season ... Named to *USA Today's* All-USA first team offense ... Helped lead his team to back to back undefeated junior and senior year seasons with an overall record of 29-0 ... Also was a part of three state championships ... Listed on *The Associated Press' Top 25* best players in the West.

PERSONAL — Born Feb. 23, 1993 ... Son of Christian Westerman Sr. and Jodie Westerman ... Major: Undecided.



JEFFREY WHITAKER #54
DT

6-4 • 312 • So. • 1L
Warner Robins, Ga. (Warner Robins)
Liberal Arts

2011 — Started all 12 games at defensive tackle ... Made his first career start against Utah State ... Recorded a pair of tackles ... Also credited with half a tackle for loss ... Three tackles against Mississippi State ... Started against Clemson, but did not record a tackle ... Recorded two tackles against FAU ... Started on the defensive line against South Carolina ... Talled two tackles and forced a fumble against the Gamecocks ... Credited with one tackle and a fumble recovery at Arkansas ... Fumble recovery was the first of his career ... Totaled two tackles and one QB hurry against Florida ... Started at defensive tackle against LSU ... Three tackles (two solo) and one TFL for 2 yards in win over Ole Miss ... Had career-high four tackles (three solo) at Georgia ... One tackle and one QB hurry against Samford ... Made three tackles against Alabama.

2010 — Appeared in 14 games and totaled seven tackles ... Saw limited action in season opener vs. Arkansas State, totaling one tackle ... Played in SEC opener at Mississippi State but did not have a tackle ... Totaled one solo tackle in limited snaps vs. Clemson ... Had a QB hurry in limited snaps vs. South Carolina ... Had one solo tackle and one QB hurry vs. ULM ... Played but did not have a tackle vs. Kentucky ... Saw playing time but did not have a tackle vs. Arkansas ... Played but did not have a tackle vs. LSU ... Saw playing time vs. Ole Miss but did not register a tackle ... Against UTC, totaled three tackles with one solo ... Played vs. Georgia but did not have a tackle ... Saw limited snaps vs. Alabama and did not have a tackle ... Had one solo tackle in win over South Carolina in SEC Championship Game ... Played but did not have a tackle vs. Oregon in BCS National Championship Game.

HIGH SCHOOL — High School Coach: Bryan Way ... No. 54-ranked player in the nation, No. 5-ranked defensive tackle and No. 5 player in Georgia by Rivals.com ... Rated as the No. 106 player in the nation, No. 11 among defensive tackles and No. 7 in Georgia by Scout.com ... Ranked as the nation's No. 17 defensive tackle by



C.J. UZOMAH #38
WR

6-4 • 236 • Fr. • HS
Suwanee, Ga. (North Gwinnett)
Undecided

2011 — Saw playing time in all 12 games this season, primarily on special teams ... Completed a 4-yard pass to Philip Lutzenkirchen for a touchdown against Georgia on a trick play ... Saw snaps against Samford and Alabama.

HIGH SCHOOL — Listed as the nation's No. 8 tight end by Scout.com ... Rated as the No. 11 athlete in the nation, the No. 15 recruit from Georgia and the No. 181 player overall nationally by 247Sports ... Ranked as the nation's No. 20 tight end and the No. 23 player in the state of Georgia by Rivals.com ... Listed as the No. 36 athlete by ESPN.com/Scouts, Inc. ... Named the No. 6 overall player from the state of Georgia and the No. 119 player nationally by CBSsports.com ... Rated as the No. 5 athlete in the nation by *MaxPreps* ... Named a *SuperPrep* All-American, and the nation's No. 16 tight end and the No. 15 recruit from Georgia by *SuperPrep* ... Named to the All-Southeast Region team by *PrepStar* ... Ranked No. 15 on the *Atlanta Journal-Constitution's* Fab 50 ... Ranked No. 119 in the *Mobile Press-Register's* Super Southeast 120 ... Played in the GACA North/South All-Star Classic ... During senior season, threw for 238 yards with two touchdowns, rushed for 74 yards and had 168 receiving yards with one touchdown ... As a junior, passed for 1,750 yards passing and 15 touchdowns, and ran for 800 yards and 10 more touchdowns ... Led North Gwinnett to a one loss season his junior year ... Became a starter as a sophomore playing wide receiver.

PERSONAL — Born Jan. 14, 1993 ... Son of Xavier and Stephanie Uzomah ... Major: Undecided.



Player Bios



ESPN.com/Scouts, Inc. ... Ranked No. 27 among defensive linemen and the No. 9 player in Georgia by *SuperPrep* ... Named to the *PrepStar* All-American team ... No. 4 on the *Atlanta Journal-Constitution's* Top 50 ... No. 31 on the *Mobile Press-Register's* Super Southeast 120 ... 2010 U.S. Army All-American Bowl participant ... Selected to play in the Georgia North-South All-Star game ... As a senior, had 38 tackles including 11 tackles for loss and two sacks ... Registered 40 tackles and 15 tackles for loss as a junior ... In his sophomore season, totaled 50 tackles and one sack.

PERSONAL — Born March 20, 1992 ... Raised by his aunt Cynthia Joseph ... Major: Liberal Arts.

WHITAKER'S CAREER DEFENSIVE STATS

YEAR	G/GS	TT	UT	AT	TFL-YDS	QBS-YDS	FF/FR	PD	I/YDS
2010	14/0	7	4	3	0.0-0	0.0-0	0/0	0	0/0
2011	12/12	23	16	7	1.5-3	0.0-0	1/1	0	0/0
Totals	26/12	30	20	10	1.5-3	0.0-0	1/1	0	0/0

WHITAKER'S CAREER GAME HIGH STATS

	No.	Opponent	Date
Tackles	4	at Georgia	11/12/11
TFL's	1.0	Ole Miss	10/29/11

WHITAKER'S GAME-BY-GAME DEFENSIVE STATS

DATE	OPPONENT	TT	UT	AT	TFL-YDS	QBS-YDS
9/4/10	ARKANSAS STATE	1	0	1	0.0-0	0.0-0
9/9/10	at Mississippi State	0	0	0	0.0-0	0.0-0
9/18/10	CLEMSON	1	1	0	0.0-0	0.0-0
9/25/10	SOUTH CAROLINA	0	0	0	0.0-0	0.0-0
10/2/10	LOUISIANA-MONROE	1	1	0	0.0-0	0.0-0
10/9/10	at Kentucky	0	0	0	0.0-0	0.0-0
10/16/10	ARKANSAS	0	0	0	0.0-0	0.0-0
10/23/10	LSU	0	0	0	0.0-0	0.0-0
10/30/10	at Ole Miss	0	0	0	0.0-0	0.0-0
11/6/10	CHATTANOOGA	3	1	2	0.0-0	0.0-0
11/13/10	GEORGIA	0	0	0	0.0-0	0.0-0
11/26/10	at Alabama	0	0	0	0.0-0	0.0-0
12/4/10	South Carolina (SECCG)	1	1	0	0.0-0	0.0-0
1/10/11	Oregon (BCSNCG)	0	0	0	0.0-0	0.0-0

DATE	OPPONENT	TT	UT	AT	TFL-YDS	QBS-YDS
9/3/11	* UTAH STATE	2	0	2	0.5-1	0.0-0
9/10/11	* MISSISSIPPI STATE	3	2	1	0.0-0	0.0-0
9/17/11	* at Clemson	0	0	0	0.0-0	0.0-0
9/24/11	* FLORIDA ATLANTIC	2	2	0	0.0-0	0.0-0
10/1/11	* at South Carolina	2	2	0	0.0-0	0.0-0
10/8/11	* at Arkansas	1	1	0	0.0-0	0.0-0
10/15/11	* FLORIDA	2	2	0	0.0-0	0.0-0
10/22/11	* at LSU	0	0	0	0.0-0	0.0-0
10/29/11	* OLE MISS	3	2	1	1.0-2	0.0-0
11/12/11	* at Georgia	4	3	1	0.0-0	0.0-0
11/19/11	* SAMFORD	1	1	0	0.0-0	0.0-0
11/26/11	* ALABAMA	3	1	2	0.0-0	0.0-0



JAWARA #38

WHITE LB

6-2 • 230 • RFr. • RS
 Troy, Ala. (Charles Henderson)
 Pre-Business

2011 — Played in 10 games with two starts ... Saw the first playing time of his career against Utah State ... Credited with one tackle ... Saw snaps against Mississippi State and recorded one tackle ... Made his first career start against Florida Atlantic ... Posted three tackles and his first career tackle for a loss ... Two tackles at South Carolina ... Started at Arkansas and tallied one tackle ... Saw snaps against Florida ... Totaled six tackles, including 0.5 TFL against LSU ... Saw the first action of his career at middle linebacker against Ole Miss ... Tallied a career-high nine tackles against the Rebels ... Also added one TFL ... Entered the game with 14 career tackles and left with 23 ... Saw

snaps at Georgia and against Alabama.

2010 — Did not play.

HIGH SCHOOL — High School Coach: Hugh Fountain ... Ranked as the No. 17 outside linebacker by ESPN.com/Scouts Inc. ... No. 23-rated outside linebacker and the No. 14 player in Alabama by Rivals.com ... No. 30-ranked outside linebacker by Scout.com ... Ranked as the No. 15 player in Alabama by *SuperPrep* ... Named to the All-Southeast Region team by *PrepStar* ... Was a 2009 Alabama-Mississippi All-Star game participant ... Was an honorable mention selection to the 2008 5A Alabama Sports Writers Association All-State Team ... Ranked No. 9 on the *Mobile Press-Register's* 2009 Elite 18 ... No. 10 on the *Birmingham News's* list of the Alabama Super Seniors ... No. 118 on the *Mobile Press-Register's* Super Southeast 120 ... No. 19 on the *Birmingham News's* list of the Alabama Super Seniors ... Finished his senior season with 67 tackles, 17 tackles for loss, one interception and returned a fumble for a touchdown ... Also rushed for three touchdowns and had two receiving scores.

PERSONAL — Born May 22, 1991 ... Son of Ben and Kathy White ... Major: Pre-Business.

WHITE'S CAREER DEFENSIVE STATS

YEAR	G/GS	TT	UT	AT	TFL-YDS	QBS-YDS	FF/FR	PD	I/YDS
2011	10/2	23	10	13	2.5-4	0.0-0	0/0	0	0/0

WHITE'S GAME-BY-GAME DEFENSIVE STATS

DATE	OPPONENT	TT	UT	AT	TFL-YDS	QBS-YDS
9/3/11	UTAH STATE	1	0	1	0.0-0	0.0-0
9/10/11	MISSISSIPPI STATE	1	1	0	0.0-0	0.0-0
9/17/11	at Clemson				DID NOT PLAY	
9/24/11	* FLORIDA ATLANTIC	3	3	0	1.0-2	0.0-0
10/1/11	at South Carolina	2	1	1	0.0-0	0.0-0
10/8/11	* at Arkansas	4	0	1	0.0-0	0.0-0
10/15/11	FLORIDA	0	0	0	0.0-0	0.0-0
10/22/11	at LSU	6	1	5	0.5-1	0.0-0
10/29/11	OLE MISS	9	5	4	1.0-1	0.0-0
11/12/11	at Georgia	0	0	0	0.0-0	0.0-0
11/19/11	SAMFORD				DID NOT PLAY	
11/26/11	ALABAMA	0	0	0	0.0-0	0.0-0



RYAN #19

WHITE DB

5-10 • 195 • So. • 1L
 Tallahassee, Fla. (Lincoln)
 Pre-Business

2011 — Played in 12 games with two starts ... Serves as the holder on extra points and field goals ... Totaled two tackles against Utah State ... Made the first start of his career against Mississippi State ... Recorded four tackles and one break-up ... Made his second career start in the game at Clemson ... Set a career high with five tackles and a break up ... Tied career high five tackles against FAU ... Saw action at Arkansas ... One tackle against Florida ... Saw snaps against LSU ... Tallied one breakup against Ole Miss ... Saw action against Georgia, Samford and Alabama.

2010 — Appeared in six games and totaled six tackles ... Made first collegiate appearance on the road vs. Ole Miss but did not have a tackle ... Saw extended snaps vs. Chattanooga and registered five tackles with four solo stops ... Had one solo tackle vs. Oregon in the BCS National Championship Game.

HIGH SCHOOL — High School Coach: Yusuf Shakir ... No. 60-ranked athlete by ESPN.com/Scouts Inc. ... Ranked No. 62 among cornerbacks by Scout.com ... Named to the All-Southeast Region team by *PrepStar* ... Played quarterback at Lincoln ... Led Lincoln to a 9-4 season and 11th consecutive district championship in 2009 before falling in the playoffs 45-31 to top-ranked Niceville ... As a junior, had 640 rushing yards on 115 attempts including six touchdowns, and completed 76-of-161 passes for 1,063 yards while throwing 14 TDs ... Also excels on the track and field team.

PERSONAL — Born Jan. 22, 1992 ... Son of Will White and Tina Taylor ... Major: Pre-Business.



Player Bios



WHITE'S CAREER DEFENSIVE STATS

YEAR	G/GS	TT	UT	AT	TFL-YDS	QBS-YDS	FF/FR	PD	I/YDS
2010	6/0	6	5	1	0.0-0	0.0-0	0/0	1	0/0
2011	12/2	17	13	4	0.0-0	0.0-0	0/0	3	0/0
Totals	18/2	23	18	5	0.0-0	0.0-0	0/0	4	0/0

WHITE'S GAME-BY-GAME DEFENSIVE STATS

DATE	OPPONENT	TT	UT	AT	PD	INT-YDS
9/4/10	ARKANSAS STATE					DID NOT PLAY
9/9/10	at Mississippi State					DID NOT PLAY
9/18/10	CLEMSON					DID NOT PLAY
9/25/10	SOUTH CAROLINA					DID NOT PLAY
10/2/10	LOUISIANA-MONROE					DID NOT PLAY
10/9/10	at Kentucky					DID NOT PLAY
10/16/10	ARKANSAS					DID NOT PLAY
10/23/10	LSU					DID NOT PLAY
10/30/10	at Ole Miss	0	0	0	0	0-0
11/6/10	CHATTANOOGA	5	4	1	1	0-0
11/13/10	GEORGIA	0	0	0	0	0-0
11/26/10	at Alabama	0	0	0	0	0-0
12/4/10	South Carolina (SECCG)	0	0	0	0	0-0
1/10/11	Oregon (BCSNCG)	1	1	0	0	0-0

DATE	OPPONENT	TT	UT	AT	PD	INT-YDS
9/3/11	UTAH STATE	2	1	1	0	0-0
9/10/11	* MISSISSIPPI STATE	4	4	0	1	0-0
9/17/11	* at Clemson	5	3	2	1	0-0
9/24/11	FLORIDA ATLANTIC	5	4	1	0	0-0
10/1/11	at South Carolina	0	0	0	0	0-0
10/8/11	at Arkansas	0	0	0	0	0-0
10/15/11	FLORIDA	1	1	0	0	0-0
10/22/11	at LSU	0	0	0	0	0-0
10/29/11	OLE MISS	0	0	0	1	0-0
11/12/11	at Georgia	0	0	0	0	0-0
11/19/11	SAMFORD	0	0	0	0	0-0
11/26/11	ALABAMA	0	0	0	0	0-0



JERMAINE #32
WHITEHEAD DB

5-11 • 183 • Fr. • HS
Greenwood, Miss. (Amanda Elzy)
Undecided

2011 — Played in 12 games with one start ... Fifth among Auburn DB's with 29 tackles ... Saw snaps, but did not record any statistics against Utah State ... Recorded one assisted tackle against Mississippi State ... Saw playing time against Clemson ... Made his first career interception against Florida Atlantic ... Returned the pick 25 yards for a touchdown ... First AU true freshman to return an interception for a touchdown since Brad Ware against Alabama (34 yards) in 1996 ... Tallied three tackles and a breakup at South Carolina ... Team-high eight tackles at Arkansas ... Added half a TFL for two yards ... Had just seven tackles entering the game ... Credited with three stops and one breakup in the win over Florida ... Two tackles at LSU ... Two stops against Ole Miss ... One tackle and one breakup at Georgia ... Five tackles and one TFL against Samford ... Made his first career start and totaled one tackle against Alabama.

HIGH SCHOOL — Named the nation's No. 24 cornerback and the No. 5 player from the state of Mississippi by Rivals.com ... Ranked No. 24 nationally among cornerbacks by Scout.com ... Listed as the nation's No. 27 athlete by ESPN.com/Scouts Inc. ... Named a *SuperPrep* All-American, and the nation's No. 24 defensive back and the No. 4 recruit from Mississippi by *SuperPrep* ... Ranked as the nation's No. 7 cornerback by *MaxPreps* ... Ranked No. 86 in the *Mobile Press-Register's* Super Southeast 120 ... Named to the *Clarion Ledger's* Dandy Dozen Ranked No. 86 in the *Mobile Press-Register's* Super Southeast 120 ... Selected to play in the Alabama-Mississippi All-Star Game ... Recorded 61 tackles as a senior and intercepted four passes, returning two for touchdowns ... On offense as a senior, rushed 60 times for 805 yards and six touchdowns, caught seven passes for 222 yards and two scores, completed 4-of-7 passes for 62 yards and a TD and returned four kicks for touchdowns ... As a junior, had 32 tack-

les, three interceptions, two forced fumbles and three fumble recoveries while accounting for over 1,500 all-purpose yards with nine rushing and seven passing touchdowns as a quarterback ... Named the 2009 District 3 (4A) Player of the Year.

PERSONAL — Born March 12, 1993 ... Son of Teveta Whitehead and Willie Archer ... Major: Undecided.

WHITEHEAD'S CAREER DEFENSIVE STATS

YEAR	G/GS	TT	UT	AT	TFL-YDS	QBS-YDS	FF/FR	PD	I/YDS
2011	12/1	29	20	9	1.5-10	0.0-0	0/0	3	1/25

WHITEHEAD'S CAREER GAME HIGH STATS

	No.	Opponent	Date
Tackles	8	at Arkansas	10/8/11
Interceptions	1	Florida Atlantic	9/24/11

WHITEHEAD'S GAME-BY-GAME DEFENSIVE STATS

DATE	OPPONENT	TT	UT	AT	PD	INT-YDS
9/3/11	UTAH STATE	0	0	0	0	0-0
9/10/11	MISSISSIPPI STATE	1	0	1	0	0-0
9/17/11	at Clemson	2	2	0	0	0-0
9/24/11	FLORIDA ATLANTIC	1	1	0	0	1-25
10/1/11	at South Carolina	3	3	0	1	0-0
10/8/11	at Arkansas	8	4	4	0	0-0
10/15/11	FLORIDA	3	2	1	1	0-0
10/22/11	at LSU	2	1	1	0	0-0
10/29/11	OLE MISS	2	1	1	0	0-0
11/12/11	at Georgia	1	0	1	1	0-0
11/19/11	SAMFORD	5	5	0	0	0-0
11/26/11	* ALABAMA	1	1	0	0	0-0



JAY #84
WISNER WR

6-2 • 190 • Sr. • 1L
Bozeman, Mont. (Saddleback JC)
Philosophy

2011 — Played in 11 games with six starts ... Saw first action of the season against Mississippi State ... Also saw snaps against Clemson and FAU ... Made first reception of the season against South Carolina for 20 yards ... Saw action against Arkansas ... Made five-straight starts from Florida through Samford ... The start against the Bulldogs was the eighth of his career ... Saw snaps against Alabama.

2010 — Appeared in four games, but did not have a catch.

2009 — Appeared in 13 games with two starts ... Totaled three catches for 56 yards ... Hauled in a 24-yard pass from Chris Todd against Mississippi State ... Made one 16-yard catch vs. West Virginia ... Started and had a 16-yard catch in victory at Tennessee ... Saw playing time but did not have a catch in final eight games of the season.

JUNIOR COLLEGE -- Junior College Coach: Mark McElroy ... Caught 18 passes for 104 yards as a freshman at Saddleback JC ... Hauled in 10 passes for 144 yards as a sophomore and helped lead Saddleback to No. 15 national ranking.

HIGH SCHOOL -- High School Coach: Troy Purcell.

PERSONAL — Born Oct. 1, 1988 ... Son of Laurie Wisner ... Major: Philosophy.

WISNER'S CAREER RECEIVING STATS

YEAR	G/GS	NO	YDS	AVG	TD	LP/OPPONENT
2009	13/2	3	56	18.7	0	24/Mississippi State
2010	4/0	0	0	0.0	0	0/--
2011	11/6	1	20	20.0	0	20/South Carolina
Totals	28/8	4	76	19.0	0	24/Mississippi State



Player Bios



GABE #90

WRIGHT DL

6-3 • 316 • Fr. • HS
Columbus, Ga. (Carver)
Undecided

2011 — Played in 12 games with three starts ... Recorded his first career tackle against Clemson ... Saw action on the defensive line against FAU ... Saw snaps against South Carolina ... Had one tackle, including a TFL for 5 yards, at Arkansas ... Also forced the first fumble of his career ... Saw snaps against Florida ... Recorded one tackle at LSU ... Made his first career start against Ole Miss ... Made one tackle with one QB hurry ... Made second-straight start against Georgia ... Totaled career-best four tackles ... Totaled three tackles, one TFL for 2 yards and one QB hurry in win over Samford ... Saw snaps against Alabama.

HIGH SCHOOL — Listed as the No. 3 defensive tackle and the No. 26 player overall by ESPN.com/Scouts Inc. ... Ranked as the No. 7 player in the state of Georgia and the nation's No. 121 player by Rivals.com ... Named the No. 13 defensive tackle in the nation by Rivals.com ... Listed as the nation's No. 11 defensive tackle by Scout.com ... Listed as the No. 110 player in the nation by Scout.com ... Named to the *Parade* All-America team ... Named to the *PrepStar* Dream Team as the No. 87-ranked player in the nation ... Named a *SuperPrep* All-American, and the nation's No. 25 defensive lineman and the No. 8 recruit from Georgia by *SuperPrep* ... Named a *PrepStar* All-American ... Ranked No. 47 in the *Mobile Press-Register's* Super Southeast 120 ... Selected to play in the 2011 Under Armour All-American following his senior season ... Had 88 tackles including 11 sacks and 12 tackles for loss while forcing five fumbles as a senior.

PERSONAL — Born on April 3, 1992 ... Son of Viola Wright ... Major: Undecided.

WRIGHT'S CAREER DEFENSIVE STATS

YEAR	G/GS	TT	UT	AT	TFL-YDS	QBS-YDS	FF/FR	QBH	I/YDS
2011	12/3	11	5	6	2.0-7	0.0-0	1/0	3	0/0

WRIGHT'S CAREER GAME HIGH STATS

	No.	Opponent	Date
Tackles	4	Georgia	11/12/11
TFL's	1.0	2x (last vs. Samford)	11/19/11
Forced Fumble	1	Arkansas	10/8/11

WRIGHT'S GAME-BY-GAME DEFENSIVE STATS

DATE	OPPONENT	TT	UT	AT	TFL-YDS	QBS-YDS
9/3/11	UTAH STATE	0	0	0	0.0-0	0.0-0
9/10/11	MISSISSIPPI STATE	0	0	0	0.0-0	0.0-0
9/17/11	at Clemson	1	1	0	0.0-0	0.0-0
9/24/11	FLORIDA ATLANTIC	0	0	0	0.0-0	0.0-0
10/1/11	at South Carolina	0	0	0	0.0-0	0.0-0
10/8/11	at Arkansas	1	1	0	1.0-5	0.0-0
10/15/11	FLORIDA	0	0	0	0.0-0	0.0-0
10/22/11	at LSU	1	0	1	0.0-0	0.0-0
10/29/11	* OLE MISS	1	0	1	0.0-0	0.0-0
11/12/11	* at Georgia	4	1	3	0.0-0	0.0-0
11/19/11	* SAMFORD	3	2	1	1.0-2	0.0-0
11/26/11	ALABAMA	0	0	0	0.0-0	0.0-0



Eltoro Freeman - Phil Steele All-SEC Third Team



Reese Dismukes - Coaches' SEC All-Freshman team



Brandon Mosley - Coaches' All-SEC Second Team

COACHING STAFF





Head Coach Gene Chizik



Auburn head coach Gene Chizik, in his third year at the helm, has led the program to more wins (29) than any coach in the school's rich football history in their first three seasons.

In 2011, Chizik led a youthful team comprised of 65 percent scholarship underclassmen to a 7-5 mark. Auburn had the nation's second most difficult schedule, as it faced six teams that were ranked in the Top 10 at one point during the season.

In just his second season at Auburn, Chizik led Auburn to the 2010 BCS National Championship,

the SEC Championship, earned Home Depot and Liberty Mutual National Coach of the Year honors and AP SEC Coach of the Year accolades. Chizik guided the Tigers to a perfect 14-0 record and the program's first national title since 1957, and first SEC title since 2004.

Auburn achieved success in 2010 despite a rugged schedule that included 10 games against bowl-eligible teams. In fact, Auburn was the only team in the country that won seven games against teams ranked in the final Associated Press Top 25 poll.

Chizik has placed his stamp firmly on the Auburn program, including a "never say quit" attitude that saw Auburn rally from four double-digit deficits to win in 2010, including the largest comeback in school history when the Tigers turned a 24-0 deficit at Alabama into a 28-27 victory.

Auburn players have achieved national awards under his guidance, as Cam Newton won the Heisman Trophy, Maxwell Award, Walter Camp Player of the Year Award and the Davey O'Brien Award in 2010, while Nick Fairley won the Lombardi Award. Chizik also hired offensive coordinator Gus Malzahn, who won the Broyles Award as the nation's top assistant coach in 2010.

Auburn's success in 2010 started a year earlier, after Chizik inherited a team that had finished 5-7 in 2008 and quickly began rebuilding the program. During his first season as Auburn's head coach, Chizik led the Tigers to an 8-5 record and a victory over Northwestern in the 2010 Outback Bowl on New Year's Day. He became the first head coach in school history to lead his team to a bowl game in his first season.

Auburn has not only enjoyed success on the field under Chizik's tenure, but they have excelled in building for the future as the Tigers had the No. 1 nationally ranked recruiting class in 2011 according to Scout.com and the No. 4 ranked class in 2010 both Rivals.com and ESPN/Scouts Inc.

In July 2011, Chizik released his first book, "All In: What It Takes to Be the Best", which chronicles his coaching career, the pivotal role his faith has played in his life and career, and his secrets to success, both on and off the field. All of Chizik's proceeds from the book have gone to The Chizik Family You Turn Foundation, Inc., which assists children and youth in the Auburn community.

The program's defensive coordinator from 2002-04, Chizik was named Auburn's 26th head coach on December 13, 2008, after serving the two previous seasons as head coach at Iowa State. A 25-year coaching veteran, Chizik helped Auburn and Texas to consecutive undefeated seasons in 2004 and 2005. His three-year stint as Auburn's defensive coordinator culminated in 2004, when he helped guide the Tigers to a 13-0 season while earning the Frank Broyles Award as the nation's top assistant coach.

Chizik also served as the assistant head coach and co-defensive coordinator at Texas from 2005-06 where he helped the Longhorns to a perfect season and national championship in 2005.

In his two seasons in Austin, the Longhorns were 22-3. At one point, he was a part of 29 consecutive victories, which began in 2003 at Auburn and ended in 2006 at Texas.

Chizik's reputation as an outstanding teacher is evident by the fact that he tutored a remarkable three consecutive Thorpe Award winners, starting with Auburn's Carlos Rogers in 2004, followed by Texas' Michael Huff and Aaron Ross in 2005 and 2006, respectively.

During his two seasons at Iowa State, the 46-year old Chizik was in the midst of a rebuilding process, directing the Cyclones to a 5-19 mark. The Iowa State administration rewarded Chizik's leadership and vision for the program by offering him a two-year contract extension following the 2008 season.

Chizik's first win came against intrastate rival Iowa in 2007, making him the first Cyclone coach since 1907 to beat the Hawkeyes in his inaugural season.

Auburn's undefeated season of 2004 saw the Tigers defense lead the nation in scoring defense. That vaunted defense featured eight of 11 starters that went on to play in the NFL, including 2005 first-round draft pick cornerback Carlos Rogers and defensive lineman Jay Ratliff, an All-Pro with the Dallas Cowboys.

The 2003 AU defense under Chizik was just as talent laden as the undefeated squad, as eight of 11 starters went on to play in the NFL as well. Auburn was fifth nationally in total defense that season, seventh in rushing defense and ninth in the country in scoring defense.

During his 39 games at Auburn as defensive coordinator, the Tigers





Head Coach Gene Chizik



were able to defeat nine Top 10 programs, win three bowl games, and hold 24 of 39 opponents to two touchdowns or less, including 14 that managed single digits against his aggressive, physical defenses.

He also tutored three All-Americans as a coordinator at AU and had nine players earn 10 first-team All-SEC honors. Chizik had 10 players over three seasons that went on to be NFL draft picks.

Chizik's defense played an integral part in Texas' 2005 national championship season as the Longhorns ranked eighth nationally in scoring defense, 10th in total defense and fourth in pass efficiency defense.

Chizik coached six Longhorns to All-American honors in his two seasons and his defensive players earned 18 All-Big 12 awards during his tenure.

Prior to his arrival at Auburn, Chizik was the defensive coordinator for four seasons (1998-01) at Central Florida, and spent six seasons at Stephen F. Austin from 1992-97, overseeing the linebackers (1992-94) and secondary (1995-97). While at Stephen F. Austin, Chizik helped the Lumberjacks to back-to-back NCAA Division I-AA playoffs, including a national semifinal appearance in 1995.

He began his coaching career as defensive coordinator (1986-88) at Seminole High School in St. Petersburg, Fla., before becoming a graduate assistant at Clemson for a pair of 10-win teams in 1988-89. Chizik's first full-time college coaching position came at Middle Tennessee State, where he helped lead the Blue Raiders to NCAA Division I-AA playoffs in both of his seasons (1990-91) and to a conference championship in 1990.

Chizik earned his B.A. degree in education from Florida in 1985 and his M.A. in guidance and counseling from Clemson in 1991.

A Clearwater, Fla., native, Chizik and his wife, Jonna, have identical twin daughters, Landry Grace and Kennedy Danielle, and a son, Cally.



Personal

Born: Dec. 28, 1961
Hometown: Clearwater, Fla.
Wife: Jonna
Children: daughters, Landry Grace and Kennedy Danielle and son, Cally
Education: B.A. from Florida (1985) and M.A. from Clemson (1991)
Playing Experience: Florida (1981)



Head Coach Gene Chizik



Chizik Year-by-Year

Year	School	Record	HEAD COACH	
			Conf.	Notes
2007	Iowa State	3-9	2-6	
2008	Iowa State	2-10	0-8	
Iowa State Totals		5-19	2-14	
2009	Auburn	8-5	3-5	Outback Bowl
2010	Auburn	14-0	8-0	BCS National Championship Game
2011	Auburn	7-5	4-4	Chick-fil-A Bowl
Auburn Totals		29-10	15-9	
HEAD COACH TOTALS		34-29	17-23	

Year	School	Position	COLLEGIATE ASSISTANT/GA	
			Record	Record
1990	Middle Tennessee St.	Defensive Ends Coach	11-2	5-1
1991	Middle Tennessee St.	Defensive Ends Coach	9-4	6-1
Middle Tennessee State Totals			20-6	11-2

1988	Clemson	Grad Asst./Linebackers	10-2	6-1
1989	Clemson	Grad. Asst./Linebackers	10-2	5-2
Clemson Totals			20-4	11-3

1992	Stephen F. Austin	Linebackers Coach	3-8	1-6
1993	Stephen F. Austin	Linebackers Coach	8-4	5-2
1994	Stephen F. Austin	Linebackers Coach	6-3-2	4-1-1
1995	Stephen F. Austin	Secondary Coach	11-2	4-1
1996	Stephen F. Austin	Defensive Coordinator/Secondary	7-4	3-3
1997	Stephen F. Austin	Defensive Coordinator/Secondary	8-3	5-2
Stephen F. Austin Totals			43-24-2	22-15-2

1998	Central Florida	Defensive Coordinator/Secondary	9-2	—
1999	Central Florida	Defensive Coordinator/Secondary	4-7	—
2000	Central Florida	Defensive Coordinator/Secondary	7-4	—
2001	Central Florida	Defensive Coordinator/Secondary	6-5	—
Central Florida Totals			26-18	—

2002	Auburn	Defensive Coordinator/DB	9-4	5-3
2003	Auburn	Defensive Coordinator/DB	8-5	5-3
2004	Auburn	Defensive Coordinator/DB	13-0	8-0
Auburn Totals			30-9	18-6

2005	Texas	Asst. Head Coach/Def. Coord./LB	13-0	8-0
2006	Texas	Asst. Head Coach/Def. Coord./LB	9-3	6-2
Texas Totals			22-3	14-2

ASSISTANT COACH TOTALS			161-62-2	76-28-2
-------------------------------	--	--	-----------------	----------------

Year	School	Position	HIGH SCHOOL COACH	
			Record	Record
1986	Seminole (Fla.) H.S.	Defensive Coordinator/Linebackers		
1987	Seminole (Fla.) H.S.	Defensive Coordinator/Linebackers		

Year	Game	Result	BOWL GAMES	
			Record	Record
1981	Peach Bowl	(Florida lost to West Virginia, 6-26) [player]		
1988	Citrus Bowl	(Clemson defeated Oklahoma, 13-6)		
1989	Gator Bowl	(Clemson defeated West Virginia, 27-7)		
2003	Capital One Bowl	(Auburn defeated Penn State, 13-9)		
2003	Music City Bowl	(Auburn defeated Wisconsin, 28-14)		
2005	Sugar Bowl	(Auburn defeated Virginia Tech, 16-13)		
2006	Rose Bowl	(Texas defeated USC, 41-38)		
2010	Outback Bowl	(Auburn defeated Northwestern, 38-35 [OT])		
2011	BCS National Championship Game	(Auburn defeated Oregon, 22-19)		
2011	Chick-fil-A Bowl	Auburn vs. Virginia		

Chizik Game-by-Game

2007 - (3-9, 2-6 Big 12)				
8/30	KENT STATE	14-23		L
9/8	NORTHERN IOWA	13-24		L
9/15	IOWA	15-13		W
9/22	at Toledo	35-36		L
9/29	at Nebraska	17-35		L
10/6	at Texas Tech	17-42		L
10/13	TEXAS	3-56		L
10/20	OKLAHOMA	7-17		L
10/27	at Missouri	28-42		L
11/3	KANSAS STATE	31-20		W
11/10	COLORADO	31-28		W
11/17	at Kansas	7-45		L

2008 - (2-12, 0-8 Big 12)				
8/28	SOUTH DAKOTA ST.	44-17		W
9/6	KENT STATE	48-28		W
9/13	at Iowa	5-17		L
9/20	at UNLV (OT)	31-34		L
10/4	KANSAS	33-35		L
10/11	at Baylor	10-38		L
10/18	NEBRASKA	7-35		L
10/25	TEXAS A&M	35-49		L
11/1	at Oklahoma State	17-59		L
11/8	at Colorado	24-28		L
11/15	MISSOURI	20-52		L
11/22	at Kansas State	30-38		L

2009 - (8-5, 3-5 SEC)				
9/5	LOUISIANA TECH	37-13		W
9/12	MISSISSIPPI STATE	49-24		W
9/19	WEST VIRGINIA	41-30		W
9/26	BALL STATE	54-30		W
10/3	at Tennessee	26-22		W
10/10	at Arkansas	23-44		L
10/17	KENTUCKY	14-21		L
10/24	at LSU	10-31		L
10/31	OLE MISS	33-20		W
11/7	FURMAN	63-31		W
11/14	at Georgia	24-31		L
11/27	ALABAMA	21-26		L
1/1	Northwestern (Outback)	38-35 [OT]		W

2010 - (14-0, 8-0 SEC)				
9/4	ARKANSAS STATE	52-26		W
9/9	at Mississippi State	17-14		W
9/18	CLEMSON	27-24 [OT]		W
9/25	SOUTH CAROLINA	35-27		W
10/2	ULM	52-3		W
10/9	at Kentucky	37-34		W
10/16	ARKANSAS	65-43		W
10/23	LSU	24-17		W
10/30	at Ole Miss	51-31		W
11/6	CHATTANOOGA	62-24		W
11/13	GEORGIA	49-31		W
11/26	at Alabama	28-27		W
12/4	South Carolina (SECCG)	56-17		W
1/10	Oregon (BCSNCG)	22-19		W

2011 - (7-5, 4-4 SEC)				
9/3	UTAH STATE	42-38		W
9/10	MISSISSIPPI STATE	41-34		W
9/17	at Clemson	24-38		L
9/24	FLORIDA ATLANTIC	30-16		W
10/1	at South Carolina	16-13		W
10/8	at Arkansas	14-38		L
10/15	FLORIDA	17-6		W
10/22	at LSU	10-45		L
10/29	OLE MISS	41-23		W
11/12	at Georgia	7-45		L
11/19	SAMFORD (HC)	35-16		W
11/26	#2/2 Alabama	14-42		L



Jay Boulware

TIGHT ENDS/SPECIAL TEAMS COORDINATOR

PERSONAL

Hometown Irving, Texas
Children daughter: Jordin, 4

EDUCATION

College University of Texas (B.A, 1996)

PLAYING EXPERIENCE

1991-93 Texas (offensive line)

COACHING EXPERIENCE

1994-96 **Texas**
Student Assistant (1994-95)
Graduate Assistant/Tight Ends (1996)

1997-2000 **Northern Illinois**
Tight Ends (1997)
Co-Offensive Line (1998-2000)

2001-03 **Arizona**
Tight Ends (2001)
Running Backs (2002)
Running Backs/Special Teams Coordinator (2003)

2004 **Stanford**
Running Backs

2005-06 **Utah**
Tight Ends/Co-Special Teams Coordinator

2007-08 **Iowa State**
Running Backs/Special Teams Coordinator

2009- **Auburn**
Tight Ends/Special Teams Coordinator

BOWL EXPERIENCE

Coach – 1994 Sun, 1995 Sugar, 1997 Fiesta, 2005 Emerald, 2006 Armed Forces, 2010 Outback, 2011 BCS National Championship



Notable: Led a special teams unit that led the SEC in kickoff return yards and kickoff coverage in 2011 ... Coached punter Steven Clark, a finalist for the Ray Guy Award ... Clark led SEC and was second in the FBS in punts pinned inside the 20-yard line with 32 ... Also coached true freshman Tre Mason to an AU freshman record 633 kickoff return yards this season ... Tutored kicker Cody Parkey who is second in the SEC and third in the FBS with 34 touchbacks on kickoffs ... Coached Wes Byrum to back-to-back seasons of breaking the school single-season record for points by a kicker, with 123 in 2010 after scoring 99 points in 2009 ... Byrum set an Auburn single-season record for field goal percentage (93.8) in 2009 ... Also coached Demond Washington to an Auburn single-season record for kickoff return yardage (1,117) in 2010 ... Helped Auburn rank 25th nationally in kickoff return average in 2010 (23.5) ... Has coached Philip Lutzenkirchen as tight ends coach ... Lutzenkirchen set the Auburn single-season TD reception record for tight ends with seven in 2011 ... Helped Iowa State rank 12th nationally in kickoff returns in 2008, behind Rivals.com second-team freshman All-American kick returner Leonard Johnson ... While at Utah, his kickoff return unit led the MWC in 2006 ... At Northern Illinois, he recruited future All-American and current Atlanta running back Michael Turner ... During Boulware's tenure at NIU, the Huskie offense ranked 12th nationally in rushing as two-time all-MAC offensive lineman Ryan Diem moved on to the NFL, where he plays for the Indianapolis Colts ... While at Arizona, Boulware coached All-Pac 10 tailback Mike Bell, who now plays for the Detroit Lions.



Assistant Coaches



Jeff Grimes

OFFENSIVE LINE

PERSONAL

Born Dallas, Texas
 Sept. 23, 1968
Hometown Garland, Texas
Wife former Sheri Hermesmeier
Children daughters: Bailey, 11, Jada, 2; sons: Garrison, 9, and Greydon, 6

EDUCATION

College University of Texas-El Paso (B.S., 1991)
 Texas A&M (M.S., 1997)

PLAYING EXPERIENCE

1987-90 Texas-El Paso (offensive tackle)

COACHING EXPERIENCE

1993-94 **Riverside High School (Texas)**
Offensive Coordinator/Offensive Line
 1995 **Rice**
Offensive and Defensive Graduate Assistant
 1996-97 **Texas A&M**
Offensive Graduate Assistant
 1998-99 **Hardin-Simmons**
Offensive Line
 2000 **Boise State**
Offensive Line
 2001-03 **Arizona State**
Offensive Line/Running Game Coordinator
 2004-06 **Brigham Young**
Offensive Line
 2007-08 **Colorado**
Assistant Head Coach/Running Game Coordinator/Off. Line
 2009- **Auburn**
Offensive Line

BOWL EXPERIENCE

Player – 1988 Independence
Coach – 1998 Cotton, 2000 Humanitarian, 2002 Holiday, 2005 Las Vegas, 2007 Independence, 2010 Outback, 2011 BCS National Championship



Notable: Coached center Reese Dismukes to Coaches' SEC All-Freshman & CBS Sports First Team All-America honors in 2011 ... Dismukes was only offensive player to start every game at same position in 2011 ... In 2010, coached Lee Ziemba to consensus All-America honors, while Ryan Pugh earned third-team All-America honors and Byron Isom was named second-team All-SEC ... His line was instrumental in Auburn setting school records for most points (555) and most total yards of offense (6,470) for the second straight year ... Helped Auburn lead the SEC and rank sixth nationally in rushing offense (287.2) and scoring offense (42.7) and seventh in total offense (497.7) ... In his first year at Auburn, coached both Pugh and Ziemba to second-team All-SEC honors while the Tigers set numerous offensive school records ... Two linemen that Grimes coached at Colorado, Tyler Polumbus and Edwin Harrison, were on NFL rosters in 2008 ... His 2006 BYU team ranked fourth nationally in yards per game (465.5) and yards passing (323.5), averaged 141.9 on the ground and allowed just 15 quarterback sacks in 13 games while winning the Mountain West Conference ... His 2002 offensive line at Arizona State helped direct the ninth-rated passing offense in the country ... Four of his 2001 seniors at ASU were drafted into the NFL ... In one season at Boise State, his offensive line helped the Broncos lead the nation in scoring offense and accumulate 175 rushing yards per game ... His Hardin Simmons squads were 21-2 in his two seasons, reaching the national semifinals in 1999 and averaged 39.4 points per game during his tenure.



Assistant Coaches



Phillip Lolley

CORNERBACKS

PERSONAL

Born Butler, Ala.
May 19, 1954
Hometown Butler, Ala.
Children son: Brad, 36; daughter, Brittany, 24

EDUCATION

College Livingston (B.S., 1977)
Livingston (M.A., 1981)

COACHING EXPERIENCE

1977-78 South Choctaw Academy (Toxey, Ala.)
Assistant Coach
1978-82 Warrior Academy (Eutaw, Ala.)
Head Coach
1982-84 Demopolis High School (Demopolis, Ala.)
Defensive Coordinator
1984-87 Stevenson High School (Stevenson, Ala.)
Head Coach
1988-98 North Jackson High School (Stevenson, Ala.)
Head Coach
1999- Auburn
Conditioning Coach (1999-2000)
Secondary (2000-03)
Director of NFL Relations (2004-08)
Cornerbacks (2009-)

BOWL EXPERIENCE

Coach – 2001 Citrus, 2001 Peach, 2003 Capital One, 2003 Music City, 2010 Outback, 2011 BCS National Championship
Staff – 2005 Sugar, 2006 Capital One, 2007 Cotton, 2007 Chick-fil-A



Notable: Coached a cornerbacks unit that featured four freshman, two sophomores and one junior on the two-deep ... Helped Auburn rank ninth nationally in rushing defense (109.1) in 2010 ... His top three cornerbacks were all in the top nine tacklers on the team ... In 2009, coached Walter McFadden, who tied for eighth in the nation with six interceptions, and tied for the national lead by returning two for scores, while earning second-team All-SEC honors ... His cornerbacks helped the Auburn defense rank 31st nationally in pass defense efficiency and pick off 17 passes – tied for third most in the SEC ... Helped lead Auburn to a No. 5 national ranking in total defense in 2003 and a No. 13 ranking in scoring defense in 2002 ... Coached Carlos Rogers to second-team freshman All-America and first-team freshman All-SEC honors in 2001 ... During his first stint coaching Auburn’s secondary (2002-03), he coached future NFL players Rogers, Junior Rosegreen, Will Herring, Kevin Hobbs, Roderick Hood, Travaris Robinson and Horace Willis ... Was also instrumental in the recruitment and development of future NFL defensive backs David Irons, Patrick Lee, Jerraud Powers and Jonathan Wilhite ... Led North Jackson High School to the 1993 4A state championships and to the playoffs in all of his 11 seasons ... Earned several high school coach of the year honors.



Assistant Coaches



Curtis Luper

RUNNING BACKS/RECRUITING COORDINATOR

PERSONAL

Hometown Sherman, Texas
Wife former Nikki Echols
Children daughters: A'rielle, 24, Charitie, 8, and Cheyenne, 5;
 sons: Cameron, 16, and Chancellor, 9

EDUCATION

College Stephen F. Austin University (B.A., 1996)
 Stephen F. Austin University (M.S., 1998)

PLAYING EXPERIENCE

1984-87 Oklahoma State (running back)
1993 Stephen F. Austin (running back)

COACHING EXPERIENCE

1995-97 **Stephen F. Austin**
Graduate Assistant (1995-96)
Running Backs (1997)

1998 **McKinney High School (Texas)**
Running Backs

1999-2001 **Texas A&M-Commerce**
Assistant Head Coach/Secondary

2002-04 **New Mexico**
Running Backs

2005-08 **Oklahoma State**
Running Backs (2005-08)
Assistant Head Coach for Player Development (2007-08)

2009- **Auburn**
Running Backs/Recruiting Coordinator

BOWL EXPERIENCE

Player – 1984 Gator, 1985 Gator, 1987 Sun
Coach - 2002 Las Vegas, 2003 Las Vegas, 2004 Emerald, 2006 Independence, 2007 Insight, 2008 Holiday, 2010 Outback, 2011 BCS National Championship



Notable: Helped Michael Dyer to second straight 1,000 yard rushing season with 1,242 yards in 2011 ... Dyer is just fifth back in AU history to record consecutive 1,000-yard rushing seasons ... Coached Michael Dyer to an Auburn freshman record 1,093 yards rushing and second-team Freshman All-America honors ... Dyer was also named the offensive MVP of the BCS National Championship Game ... Helped Auburn set school records for most points (577) and most total yards of offense (6,989) for the second straight year ... Helped Auburn lead the SEC and rank fifth nationally in rushing offense (284.8), seventh nationally in scoring offense (41.2) and seventh in total offense (499.2) ... Coached Ben Tate, who posted the fourth-best single-season rushing total in school history with 1,362 yards while being named a semifinalist for the Doak Walker Award ... Was named by Rivals.com to its list of the top 25 recruiters in the nation and one of the top 10 recruiters in the SEC for the signing class of 2010 ... His Oklahoma State running attack led the Big 12 Conference in rushing each year from 2006-08 and finished the 2008 campaign averaging 245.5 yards per game, ranking eighth nationally ... OSU finished seventh nationally and first in the Big 12 Conference in rushing in 2006 and 2007 averaging 243.2 and 208.0 yards per game, respectively ... Tutored back-to-back 1,000 yard rushers in Kendall Hunter (1,555) in 2008 and Dantrell Savage (1,272) in 2007 ... While at New Mexico, coached the Mountain West Conference's career rushing leader in DonTrell Moore and helped the Lobo's finish 16th nationally in rushing in 2003 ... Completed his eligibility at Stephen F. Austin as a second-team all-Southland Conference running back in 1993 when he led the team in rushing and scoring.



Assistant Coaches



Gus Malzahn

OFFENSIVE COORDINATOR/QUARTERBACKS

PERSONAL

Born Irving, Texas
 Oct. 28, 1965
Hometown Ft. Smith, Ark.
Wife former Kristi Otwell
Children daughters: Kylie, 22, and Kenzie, 18

EDUCATION

College University of Texas (B.A., 1996)

PLAYING EXPERIENCE


1984-85 Arkansas (wide receiver)
1988-89 Henderson State (receiver, punter)

COACHING EXPERIENCE

1991-95 **Hughes High School (Ark.)**
Defensive Coordinator (1991)
Head Coach (1992-95)
1996-2000 **Shiloh High School (Ark.)**
Head Coach
2001-05 **Springdale High School (Ark.)**
Head Coach
2006 **Arkansas**
Offensive Coordinator/Wide Receivers
2007-08 **Tulsa**
Assistant Head Coach
Co-Offensive Coordinator/Quarterbacks
2009- **Auburn**
Offensive Coordinator/Quarterbacks

BOWL EXPERIENCE

Player – 1984 Liberty, 1985 Holiday
Coach – 2007 Capital One, 2008 GMAC, 2009 GMAC, 2010 Outback, 2011 BCS National Championship



Notable: Won the Broyles Award in 2010 as the nation's top assistant coach ... Tutored Heisman Trophy winner Cam Newton, who became one of three players in NCAA FBS history to record 20 rushing and 20 passing touchdowns in a single season and the first player in SEC history to throw for 2,000 yards and rush for 1,000 yards in a single season ... Newton was taken with the No. 1 overall pick in the NFL Draft by the Carolina Panthers ... Helped Auburn set school records in 2010 for most points (577) and most total yards of offense (6,989), which was a new SEC record, for the second straight year ... Also set new school and SEC records for first downs (344) ... Helped Auburn lead the SEC and rank sixth nationally in rushing offense (284.8), seventh in scoring offense (41.2) and seventh in total offense (499.2) ... The Tiger offense also led the league in pass efficiency (180.52), third-down conversions (53.1 pct) and first downs (24.6) ... Auburn led the NCAA in yards per pass attempt (10.14) and tied for first in yards per rush attempt (6.12) ... In his first season at Auburn, guided the offense to numerous school season records including most points (433), most total yards of offense (5,613) and most plays (914) ... Auburn's 266 first downs in 2009 was the second-best total in school history, and its average of 431.8 yards per game ranked fourth ... The Tigers had the second-most number of pass completions (218), tied for the third most pass attempts (364) and had the fifth-most passing yards (2,857) and the seventh-most rushing yards (2,756) in Auburn history. ... Coached Chris Todd, who set an Auburn single-season record with 22 touchdown passes and threw for 2,612 yards, which was the third-best single-season total in school history ... Helped Tulsa's offense rank first nationally in total offense in 2007 (543.9) and 2008 (569.9) ... His 2008 squad also ranked first nationally in third-down conversion percentage (57.0), second in scoring (47.2) and fifth in rushing (268.0) ... In 2007 the Hurricane ranked third nationally in passing and 10th in scoring offense ... His 2006 Arkansas offense was fourth nationally in rushing (228.5 ypg) behind Heisman Trophy runner-up Darren McFadden and fellow All-American Felix Jones ... Was named the Rivals.com National Offensive Coordinator of the Year in 2006 ... As a high school coach in Arkansas, led seven teams to the state championship game, winning three titles.



Assistant Coaches



Mike Pelton

DEFENSIVE LINE

PERSONAL

Born Goshen, Ala.
Dec. 13, 1971

Hometown Goshen, Ala.

Wife Staci

Children daughters: Myesa, 14; Tyra, 11; and Peyton, 1.

EDUCATION

College Auburn University (B.S., 1995)

PLAYING EXPERIENCE

1991-94 Auburn (defensive lineman)
1995 Indianapolis Colts (defensive lineman)

COACHING EXPERIENCE

2000 **Valdosta State**
Defensive Line

2001-06 **Troy**
Defensive Line

2007-08 **Iowa State**
Defensive Line

2010 **Vanderbilt**
Defensive Ends

2011 **Louisiana-Lafayette**
Defensive Line

2011- **Auburn**
Defensive Line

BOWL EXPERIENCE

Coach – 2004 Silicon Valley Classic, 2006 New Orleans



Notable: Coached DE Corey Lemonier who registered 11.5 TFL's (T-3rd SEC) and 8.5 sacks (2nd SEC) in 2011 ... Is in his second stint in the SEC after serving as the defensive ends coach at Vanderbilt ... Was hired briefly at Louisiana-Lafayette before accepting the position at Auburn... While at Troy, he worked with two of the finest defensive linemen in Troy history, Demarcus Ware and Osi Umenyiora ... Ware just finished his sixth year as a five-time All-Pro linebacker with Dallas while Umenyiora is a two-time Pro Bowl defensive end for the New York Giants ... The Troy defense was consistently among the nation's leaders in several categories, ranking fourth nationally in 2002 by allowing just 277 yards per game ... The Trojans ranked 16th in total defense in 2004 ... At Iowa State, Pelton mentored a pair of second team All-Big 12 selections at Iowa State: nose guard Ahtyba Rubin and defensive end Kurtis Taylor ... Rubin just finished his third year with the Cleveland Browns after being selected in the sixth round of the 2008 NFL draft ... Helped Valdosta State to a 10-2 record and an appearance in the NCAA Division II Playoffs ... Pelton was a standout defensive tackle at Auburn from 1991-94, earning first team All-SEC recognition during his senior season ... He earned four letters as a linebacker and defensive tackle, and served as a senior co-captain ... Pelton played a key role in the Tigers squads that won a school-record 20 consecutive games from 1993-94.



Assistant Coaches



Trooper Taylor

ASSISTANT HEAD COACH/WIDE RECEIVERS

PERSONAL

Born Cuero, Texas
 Feb. 20, 1970

Hometown Cuero, Texas

Wife former Evi Crosby

Children daughter: Starr, 12; son: Blaise, 14

EDUCATION

College Baylor University (B.S., 1992)

PLAYING EXPERIENCE

1988-91 Baylor (defensive back)

COACHING EXPERIENCE

1992-97 **Baylor**
Graduate Assistant (1992-93)
Wide Receivers (1994, 1997)
Secondary (1995-96)

1998 **New Mexico**
Running Backs

1999-2003 **Tulane**
Wide Receivers

2004-07 **Tennessee**
Running Backs (2004-05)
Asst. Head Coach/Player Development/WRs (2005-07)


2008 **Oklahoma State**
Co-Offensive Coordinator/Wide Receivers

2009- **Auburn**
Assistant Head Coach/Wide Receivers

BOWL EXPERIENCE

Player – 1991 Copper

Coach – 1994 Alamo, 2002 Hawaii, 2005 Cotton, 2007 Outback, 2008 Outback, 2008 Holiday, 2010 Outback, 2011 BCS National Championship



Notable: Coached WR Emory Blake who was ninth in SEC with 50.5 receiving yards per game despite missing significant time to injury ... In 2010, his receivers were instrumental in Auburn setting school records for most points (577) and most total yards of offense (6,989) for the second straight year ... Also set a new school record with 31 passing TDs ... Helped Auburn lead the SEC and rank fifth nationally in rushing offense (284.8), seventh in scoring offense (41.2) and seventh in total offense (499.2) ... In his first season at Auburn, coached Darvin Adams, who broke the Auburn single-season record for receptions with 60 and ranked second in the SEC with 10 touchdown catches ... Also helped Auburn's offense set numerous school season records including most points (433), most total yards of offense (5,613) and most plays (914) ... Was named by Rivals.com to its list of the top 25 recruiters in the nation and one of the top 10 recruiters in the SEC for the signing class of 2010 ... In his only season at Oklahoma State, coached two first-team All-Americans in wide receiver Dez Bryant and running back Kendall Hunter ... His OSU offense had finalists for the Biletnikoff Award, Mackey Award and Manning Award ... Recognized by Rivals.com as a top-25 recruiter in 2005 and 2007 ... In 2006 at Tennessee, coached Robert Meachem to All-America honors ... In 2004, Coached Cedric Houston and Gerald Riggs Jr., to become Tennessee's only pair of 1,000-yard rushers in the same season ... During his tenure at Tulane, coached four wideouts into the NFL ... Played defensive back at Baylor from 1988-91, and finished his playing career as the school's leader in kickoff returns (53) and return yardage (1,063).



Assistant Coaches



Tommy Thigpen

SAFETIES

PERSONAL

Born El Dorado, Ark.
March 17, 1971
Hometown El Dorado, Ark.
Wife former Jacinda Webb
Children daughters: Asia, 5 and Naja, 1

EDUCATION

College North Carolina (B.S., 1993)

PLAYING EXPERIENCE

1989-92 North Carolina (linebacker)
1993-94 New York Giants (linebacker)
1995-96 Barcelona Dragons (linebacker)

COACHING EXPERIENCE

1998-99 **North Carolina**
Graduate Assistant
2000 **Tennessee State**
Linebackers
2001-02 **Bowling Green**
Cornerbacks/Special Teams Coordinator
2003-04 **Illinois**
Cornerbacks (2003)
Linebackers (2004)
2005-08 **North Carolina**
Linebackers
2009- **Auburn**
Safeties

BOWL EXPERIENCE

Player – 1992 Peach
Coach – 1998 Las Vegas, 2008 Meineke Car Care, 2010 Outback, 2011 BCS National Championship



Notable: Coached safety Neiko Thorpe who totaled 94 tackles, fifth-most in SEC, and led team with three interceptions ... In 2010, helped Auburn rank first in the SEC and ninth nationally in rushing defense (109.1) ... His top two safeties ranked in the top six on the team in tackles, combining for 125 stops ... Coached Zac Etheridge to honorable mention All-SEC honors ... In his first season at Auburn, tutored Daren Bates, who was named to the SEC All-Freshman team after starting all 13 games and ranking fourth on the team with 70 tackles ... His safeties helped the Auburn defense rank 31st nationally in pass defense efficiency and pick off 17 passes – tied for third most in the SEC ... Was named one of the nation's top 25 recruiters in 2007 by Rivals.com ... Tutored UNC's leading tacklers in each of his four seasons at Chapel Hill: Quan Sturdivant (2008), Durrell Mapp (2006-07) and Tommy Richardson (2005) ... At Bowling Green State, helped coach one of the Mid-American Conference's top defenses, leading the MAC in turnover margin in 2002 ... Was a three-time All-Atlantic Coast Conference linebacker, earning first-team honors in 1991 ... Co-captained the 1992 team that went 9-3 and beat Mississippi State in the Peach Bowl ... Received accolades as a Parade All-American and Virginia Defensive Player of the Year at Potomac High School in Dumfries, Va.



Support Staff



Scott Fountain

Director of Player Personnel

Joined AU Staff: Feb. 16, 2009

Responsibility: Responsible for all aspects of recruiting and assists with day-to-day football operations, with emphasis on administrative assistance to Head Coach Gene Chizik.

Experience: Helped Auburn sign No. 1 recruiting class in the nation in 2011 according to Scout.com. Served as tight ends coach and recruiting coordinator for Gene Chizik at Iowa State from 2007-08. Was retained by Paul Rhoads at Iowa State for two months to coach

tight ends/offensive tackles prior to joining Auburn staff. Served as the offensive line/assistant head coach at Georgia Southern (2006) and offensive line coach at Middle Tennessee State (2004-05). Coached for seven seasons at Central Florida, starting as the offensive guards and centers coach and co-recruiting coordinator in 1997, before taking over as the offensive tackles/tight ends coach and recruiting coordinator from 1998-2003. Started his college coaching career as an offensive graduate assistant at Florida State from 1994-96. Served as an assistant coach at Flomaton High School in 1988 and at his high school alma mater, W.S. Neal, in 1989 before being named head coach at Frisco City High School in 1990. After a three-year stint at Frisco City, he was head coach at Monroe County for a year.

Personal Information: Born Feb. 28, 1966. A native of East Brewton, Ala. Married to the former Rosie Hidalgo. Has four sons: Brookes, 18, Hunter, 10, Tanner, 8, and Skyler, 4 months. Earned his bachelor's degree in physical education (K-12) from Samford University in 1988. Received his master's degree in educational leadership from Florida State in 1998.



Wayne Bolt

Director of Football Relations

Joined AU Staff: March 24, 2009

Responsibility: Assists with day-to-day football operations, with emphasis on camps, clinics, team travel, and NFL relations.

Experience: Served as defensive coordinator and linebackers coach at Iowa State from 2007-08. Was the defensive coordinator and inside linebackers coach at UAB from 2003-05. Coached at Troy from 1991-2002, first as offensive line coach, before taking over as defensive coordinator and linebackers coach while serving as

assistant head coach beginning in 1997. Tight ends and special teams coach at Clemson from 1986-89. Had two stints at Auburn, coaching tight ends from 1981-85 and serving as an offensive assistant in 1990. Assisted with coaching the offensive line for Pat Dye at Wyoming in 1980, before coming with Dye to Auburn in 1981. Started collegiate coaching career as an offensive graduate assistant at East Carolina in 1978-79. Was a four-year starter for Dye at East Carolina from 1974-77, earning All-American honors as an offensive lineman in 1977.

Personal Information: Born Feb. 18, 1956. A native of Augusta, Ga. Married to the former Linda Howard. Earned a bachelor's of science degree in health and physical education from East Carolina in 1980.



Ben Thomas

Director of Player Development

Joined AU Staff: April 1, 1997

Responsibility: Assists with day-to-day operations of football program with emphasis on player relations and player development.

Experience: Joined the football staff under head coach Gene Chizik after previously serving as Director of Athletic Events from 2005-08. Was Auburn's Resident Manager of Sewell Hall from 1997-2005. Served as the defensive line coach at Tuskegee University from 1995-96. Was defensive line coach at Auburn High School from 1992-95. Played defensive tackle for seven seasons

in the NFL for the New England Patriots (1985), Green Bay Packers (1986-88), Pittsburgh Steelers (1988-89), Atlanta Falcons (1989) and Los Angeles Rams (1991).

Personal Information: Born July 2, 1961 in Ashburn, Ga. Has two sons: Benjamin III, 21, and Milton, 18. Earned his bachelor's degree in education from Auburn in 1995. Lettered for Auburn from 1981-84. Finished his college career with 290 tackles and 10 sacks. An All-SEC selection in 1984 after registering 141 total tackles.



Chad Lunsford

Football Operations Director of Scouting

Joined AU Staff: May 14, 2009

Responsibility: Assists with day-to-day football operations, with emphasis on prospect videos.

Experience: Served as special teams coordinator and linebackers coach at Georgia Military College for two years beginning in 2007. Was the outside linebackers coach and a special education teacher at Griffin (Ga.) High School during the 2006-07 school year. Worked as the running backs and slot back coach at Georgia Southern University for the 2003-05 seasons. Was tight ends coach at Appalachian State University for two seasons starting in 2001. Started his coaching career with a five-year stint at Georgia Military College from 1996-2001, starting as a student assistant coach for tight ends, before becoming running backs coach in 1997 and linebackers coach in 2000.

Personal Information: Born Feb. 24, 1977. A native of Elberton, Ga. He and his wife, Tippy Hyde Lunsford, have a daughter: Sophie (born Feb. 12, 2007) and a son: Rhett (born June 24, 2008). Earned his bachelor's degree in biology with a minor in mathematics from Georgia College & State University in 2000. Received his master's degree in sports science from the United States Sports Academy in 2002.



Brent Thomas

Football Video Coordinator

Joined AU Staff: March 2007

Responsibility: Responsible for scouting and breakdown of opponent's game film, as well as filming of daily practices and games.

Experience: Served as the assistant video coordinator for the Tennessee Titans of the NFL from 2003-07. Prior to working with the Titans, worked as a video graduate assistant with the University of Tennessee football team from 2002-03.

Personal Information: Born Sept. 13, 1977 in Louisville, Ky. Earned his bachelor's degree in sports management with a minor in business from the University of Tennessee in 2001. Walked on to the Tennessee football team as a long-snapper from 1996-2000.



Elijah Drinkwitz

Offensive Graduate Assistant

Joined AU Staff: June 2010

Responsibility: Assists with all aspects of the offense.

Experience: Coached during the 2006-09 seasons at Springdale (Ark.) High School, first as an offensive line coach/running game coordinator in 2006 before spending the next three years as the offensive coordinator. Also served as an assistant coach at Springdale in 2004 under Gus Malzahn. Was an assistant coach at Alma (Ark.) High School in 2005. Started his coaching career as a volunteer assistant at Alma from 2001-03 while still in college.

Personal Information: Born April 12, 1983 in Norman, Okla. Married to the former Linsey Sivils, and has a daughter, Addison, born March 19, 2010. Earned a bachelor's degree in education from Arkansas Tech in 2004.



Al Pogue

Offensive Quality Control

Joined AU Staff: March 2011

Responsibility: Assists with all aspects of the offense.

Experience: Pogue was a three-year starter at free safety for Alabama State where he earned All-America and All-SWAC honors. Prior to joining Auburn, Pogue was the head coach at Carver High School where he produced the program's first-ever undefeated regular season. Pogue also served as the head coach at Calhoun High School in Lowndes County. Prior to becoming a head coach, Pogue was the defensive coordinator for Sidney Lanier High School.

Personal Information: Born Sept. 14, 1974. Native of Mobile, Ala. He earned a bachelor's degree in special education from Alabama State in 1998. Pogue and his wife, Nikita, have two children, Allison (15) and Nasir (7).



Support Staff



Casey Woods

Offensive Quality Control

Joined AU Staff: February 2009

Responsibility: Assists with all aspects of the offense.
Experience: Served as an offensive graduate assistant at Tennessee in 2008, working with wide receivers/offensive line and also holding responsibilities with special teams.

Personal Information: Born May 15, 1983. Native of Starkville, Miss. Earned bachelor's degrees in both psychology and political science from Tennessee in 2006. Received his master's degree in sport psychology from

Tennessee in 2007. Currently pursuing further graduate work in sport psychology. Was a three-year letterman at wide receiver for Tennessee and part of three SEC East Division titles. Named a team captain as a senior in 2007 when team went on to win the SEC East and the Outback Bowl.



Dustin Landry

Defensive Graduate Assistant

Joined AU Staff: January 2009

Responsibility: Assists with all aspects of the defense.
Experience: Served as a defensive graduate assistant at Iowa State under Gene Chizik in 2008. Was a student assistant on the Auburn coaching staff from 2007-08.

Personal Information: Born May 18, 1982. Native of Gulf Shores, Ala. Earned a bachelor's degree in criminology from Auburn in 2006. Received his master's degree in adult education and sports management from Auburn in 2009.



Karibi Dede

Defensive Quality Control

Joined AU Staff: June 2011

Responsibility: Assists with all aspects of the defense.
Experience: Played linebacker at Auburn from 2002-2006 and was a member of the 2004 undefeated, SEC Championship team that went 13-0. Served as running back coach for Berkmar High School in Atlanta, Ga., in 2007. Worked at Auburn High School as a running back coach in 2009 and as a linebacker coach in 2010.

Personal Information: Born May 8, 1983. Native of Woodbridge, Va. Earned a Master's in Special Education from Auburn, and is currently working on a

Ph.D in Higher Education.



Aairon Savage

Special Teams Quality Control

Joined AU Staff: June 2011

Responsibility: Assists with all aspects of special teams.
Experience: Was a Freshman All-SEC defensive back at Auburn in 2006 and a pre-season All-SEC pick in 2007 and 2008. Missed part of 2007 season and all of 2008 and 2009 seasons due to injuries. Started the first seven games of the 2010 season before suffering season-ending injury against Arkansas.

Personal Information: Born Dec. 29, 1986. Son of Alphonse and Adrienne Savage. Played defensive back for Auburn from 2005-2010 after receiving medical

redshirt and a sixth year of eligibility by NCAA. Earned degree in Exercise Science in 2008 and Master's Degree in 2010.



Rev. Chette Williams

Team Chaplain

Joined AU Staff: Fall 1999

Responsibility: Serves as the Auburn team chaplain. Also is the Auburn campus director for Fellowship of Christian Athletes and the State Director for Urban Ministries for FCA.

Experience: Former President of IMPACT Ministries, Spartanburg, S.C. (1995-99). Served as Pastor of New Covenant Baptist Church in New Orleans, La. (1993-95). Co-Pastor of New Song Baptist Church in Mobile, Ala. from 1991-93. Licensed (1987) and Ordained

Minister (1988).

Personal Information: Born Sept. 3, 1963. Married to the former Lakeba Hibbler. Two daughters, Lauren Denise, 14, Caitlyn Mae, 12, and one son, Chette LaRue, Jr., 10. Received Bachelor of Science from Auburn in Adult Education in 1985. Received Master of Divinity from New Orleans Baptist Theological Seminary in 1993. Three-year letterman on Auburn football team from 1982-84. During playing career, Auburn won the Sugar Bowl, the Citrus Bowl and the Liberty Bowl.



Dana Marquez

Director of Equipment Operations

Joined Auburn Staff: March 2006

Responsibility: Oversees all aspects of the equipment and apparel for all of Auburn's 21 varsity teams.

Experience: Came to Auburn after serving as the Western Regional Promotion Manager for Schutt Sports Group from 2005-06. Served as Director of Equipment Operations at the University of California from 2002-05. Was Football Equipment Manager at Oregon State from 2001-02. Was a Marketing Consultant for the Portland Winterhawks of the WHL

from 1997-98 and for the Denver Grizzlies of the IHL from 1993-94. Director of Marketing for the Colorado Foxes from 1994-95.

Personal Information: A native of Littleton, Colo. Married to the former Liz Asher. The couple has a daughter, Jordan, 13. Attended Colorado State, studying sports sciences and management.



Brad Rapacz

Assisant Equipment Manager

Joined AU Staff: May 2009

Responsibility: Assists in running the day-to-day operation of the football equipment room.

Experience: Served as an intern for the football team with the Auburn equipment staff during the 2009 season. Worked with the football team at the University of Minnesota for four seasons from 2005-09.

Personal Information: A native of St. Paul, Minn. Graduated from the University of Minnesota with a bachelor's degree in sports management in 2002.

Certified by the Athletic Equipment Manager's Association (AEMA) in June, 2009.



Ryan Latuso

Assisant Equipment Manager

Joined AU Staff: June 2011

Responsibility: Assists in running the day-to-day operation of the football equipment room.

Experience: Served as a student manager with the LSU football team for three seasons from 2006-2009. Also worked as a LSU baseball manager from 2007-2009. Joined the Auburn staff in 2010 as a football equipment intern.

Personal Information: A native of Baton Rouge, La. Graduated from LSU with a bachelor's degree in

Kinesiology in 2009.



Support Staff



STRENGTH & CONDITIONING STAFF



Kevin Yoxall

Head Strength and Conditioning Coach

Joined Auburn Staff: January 1999

Responsibility: Supervises all strength and conditioning programs for men's and women's athletics.

Professional Experience: Came to Auburn from UCLA where he was head strength and conditioning coach from 1995-98. Was head strength and conditioning coach for football at the University of Minnesota from 1992-95. Began his coaching career at Texas Christian University (1987-92). Served as a graduate assistant strength and conditioning coach from 1987-

89, and was promoted to head strength and conditioning coach in 1989. Was a collegiate regional record-holder for power lifting in 1982, and was named a Collegiate All-American power lifter in 1983. Was named Collegiate Strength and Conditioning Coach of the Year by the Professional Football Strength and Conditioning Coaches Society in 2005, and the Pac-10 Strength and Conditioning Coach of the Year in 1998. Named "Master Strength and Conditioning Coach" by the Collegiate Strength and Conditioning Coaches Association in 2002, which is the highest honor that can be achieved as a strength coach.

Personal Information: Born Aug. 3, 1959. He and his wife Nancy have two children, Collin, 19, and Marlee, 15. Earned his bachelor of science degree in special education from East Texas State University in 1983 and his master of science in physical education from Texas Christian University in 1989. Certified strength and conditioning specialist by the National Strength and Conditioning Coaches Association. Strength and conditioning coach certified by the Collegiate Strength and Conditioning Coaches Association.



Ryan Russell

Assistant Strength and Conditioning Coach

Joined Auburn Staff: January 2010

Responsibility: Assistant Strength and Conditioning Coach for football. Director of Sports Nutrition for football.

Professional Experience: Served as Associate Strength and Conditioning Coach for the Boise State football team from 2007-2009. Was a graduate assistant coach on Auburn's strength and conditioning staff from 2005-06. Served as an Intern Strength and Conditioning coach at the University of Pittsburgh

from May-June 2005. Served as an Intern Strength & Conditioning coach at the University of Louisville from February 2004-April 2005.

Personal Information: Born Nov. 2, 1980 in Palm Springs, Calif. Married to the former Sarah Porter. Earned a Master's in Adult Education from Auburn in December 2006. Received B.A. with an emphasis in Exercise Science from West Liberty State in 2003. Played wide receiver for West Liberty State from 2000-2002, receiving all-conference honors all three years. Played Arena Football for the Las Vegas Gladiators and the Louisville Fire in 2003. Certifications: CSCS,SCCC,SNC, USAW Level 1.



Luke Butler

Graduate Assistant Strength & Conditioning Coach

Joined Auburn Staff: January 2011

Responsibility: Assist head strength coach with strength and conditioning program.

Professional Experience: Strength and Conditioning Intern at UCLA May-December 2010, worked primarily with football and also assisted with women's soccer, volleyball and gymnastics. Strength and Conditioning Intern at Augustana College in Sioux Falls, S.D., May-August 2009, worked with football.

Personal Information: Born December 2, 1986 in Pocatello, Idaho. Earned a Bachelor's degree in Exercise Science/Fitness Management from Augustana College in 2009. Played quarterback for Augustana College from 2008-2009 after transferring from Idaho State University. Earned all-conference honors for the 2009 season as a senior captain. Currently holds single season record for passing touchdowns at Augustana College. Certifications: NSCA CSCS, ACSM HFS.



Phillip Brown

Graduate Assistant Strength & Conditioning Coach

Joined Auburn Staff: July 2011

Responsibility: Assist head strength coach with football strength and conditioning program.

Experience: Came to Auburn from Baylor University where he served as a Volunteer Assistant Coach under Kaz Kazati from May - July 2011. Served as a Student Assistant Coach at James Madison University under Greg Werner from 2009-2011. Served as a Sergeant in the United States Marine Corps on active duty before college, remains in the United States Marine Reserves today.

Personal Information: Born Oct. 25, 1984 in Richmond, Va. Received a B.S. in Kinesiology with a concentration in Exercise Science from James Madison University.

MEDICAL STAFF



Dr. James R. Andrews

Orthopaedic Surgeon

Responsibility: Serves as orthopaedic surgeon and Medical Director for Auburn student-athletes.

Professional Experience: A member of the Andrews Sports Medicine and Orthopaedic Center, Chairman of the Board of the American Sports Medicine Institute (ASMI) in Birmingham, Ala. and Medical Director of the Andrews Institute in Gulf Breeze, Fla. Has been mentor for more than 250 orthopaedic/sports medicine fellows who have trained with him through the American Sports Medicine Institute. A member of the

American Board of Orthopedic Surgery and the American Academy of Orthopedic Surgeons. Has been awarded a Doctor of Laws Degree from Livingston University, Doctor of Science Degree from Troy State and a Doctor of Science Degree from Louisiana State University. Currently serves as Senior Orthopaedic Consultant for the Washington Redskins, Medical Director for the Tampa Bay Devil Rays, and is Co-Medical Director for the Ladies Professional Golf Association.

Personal Information: Graduated from Louisiana State University in 1963 where he was Southeastern Conference indoor and outdoor pole vault champion. Completed medical school in 1967 and completed his orthopaedic residency at Tulane Medical School in 1972. Elected to the Alabama Sports Hall of Fame in 1992.



Dr. Michael D. Goodlett

Team Physician

Responsibility: Serves as Auburn University Sports Medicine team physician, overseeing all aspects of the daily sports medicine/primary care needs of all Auburn student-athletes. Coordinates care with the athletic training staff, local medical community, and Dr. James Andrews.

Professional Experience: A charter member of the American Medical Society for Sports Medicine. Also a member of the American Sports Medicine Fellowship Society, American Medical Society, Medical

Association of the State of Alabama, Lee County Medical Society, American Academy of Family Physicians and Alabama Academy of Family Physicians. An affiliate professor in Kinesiology at Auburn University. A member of Auburn's Institutional Review Board for the Use of Human Subjects in Research. Previously served as Medical Director of Auburn's Drake Student Health Center. Formerly Team Physician at Jacksonville State University. Named 2008 SEC Team Physician of the Year.

Personal Information: Married to the former Donna Webster of Tanner, Ala., and has two children, Haley and Hunter. Graduated summa cum laude from the University of North Alabama in Florence, Ala., with a bachelor of science in Chemistry. Graduated from the University of South Alabama College of Medicine in Mobile, Ala. with a Doctor of Medicine. Family practice residency at UAB/Baptist Memorial Hospital. Fellow, American Board of Family Practice. Certified Team Physician-American College of Sports Medicine.



Support Staff



David Walsh

Manager of Plainsman Park Physical Therapy

Joined Auburn Staff: September 2005

Responsibility: Oversees rehabilitation at Plainsman Park Physical Therapy.

Professional Experience: Director of the HealthSouth Physical Therapy Clinic at Auburn from 1998 until accepting current position. Served on the medical staff (track and field) for the 1996 Atlanta Olympic Games. Director and Chief Physical Therapist at Northside Hospital in Johnson City, Tenn. An assistant athletic trainer for football, basketball and baseball at The

Citadel (Charleston, S.C.). Was a graduate assistant athletic trainer for football and track at Auburn.

Personal Information: Born July 10, 1962, in Bluff City, Tenn. Married to the former Kelly Ladye of Columbus, Ga. Has one daughter, Emily Michelle. Earned B.S. in physical education/sports medicine from East Tennessee State in 1984. Earned Masters in Education from Auburn in 1985. B.S. in physical therapy from Medical University (Charleston, S.C.) in 1988. Is a certified member of the National Athletic Trainers Association. Current member of the American Physical Therapy Association and Alabama Athletic Trainers Association. Founding member of Mountain Empire Sports Medicine Society. Board appointed committee member to advocate working relationships between physical therapists and athletic trainers in 1992 in Nashville, Tenn.



Joe-Joe Petrone

Director of Sports Medicine

Joined Auburn Staff: August 2008

Responsibility: Oversees Auburn's department of 12 certified full-time staff and 11 certified graduate assistants.

Professional Experience: Spent six and a half years as the Head Athletic Trainer at Middle Tennessee State University, overseeing medical care given to the athletes of 18 different varsity sports. Prior to MTSU, spent six years as the athletic trainer and therapist at The Healthsouth Sports Medicine Center in Tampa,

Florida. Was the assistant athletic trainer for the Tampa Bay Buccaneers from 1987 to 1996. From 1981 to 1987, was the assistant athletic trainer at Ole Miss. For five years, worked as an athletic trainer for the New York Yankees Fantasy Camp and also was a volunteer athletic trainer for Florida College and Hillsborough High School football. Summer assistant athletic trainer for the New York Jets in Hempstead, N.Y., in 1979 and 1980.

Personal Information: Earned his bachelor's degree from Vanderbilt in 1980 and a Master's of Science from the University of South Florida in 1994. He and his wife, Allyson, have twin sons, Chas and Michael. He is a certified member of the National Athletic Trainers Association, Petrone is also a member of the Southeastern Athletic Trainers' Association, and the Alabama Athletic Trainers' Association.



Clark Pearson

Head Football Athletic Trainer

Joined Auburn Staff: June 2009

Responsibility: Head athletic trainer for football. Oversees care, prevention and rehabilitation of injuries for football team.

Experience: Served as the head football athletic trainer at the University of Wisconsin for four years beginning in 2005. Prior to that, was Assistant Athletic Trainer at the University of Oklahoma from 1997-2005. Conducted a two-year research study while at Oklahoma in conjunction with the Gatorade Sports Science Institute -- "Salt Depletion and Cramping in Collegiate Football Players". Served on the 2001 Big 12 Athletic Training Staff of the Year. At Wisconsin, completed a Post-Surgical Hamstring Protocol Case Report and conducted the Collegiate Lineman Type II Diabetes Study. Participant in the Big Ten/NFL Shoe and Surface Study.

Personal Information: A native of Franklin, Ky. He and his wife, Nancy, have a son, Bradley, and a daughter, Katherine. Earned a bachelor's degree in sports management from Kentucky in 1995 and a master's degree in human relations from Oklahoma in 1997. Member of the National Athletic Trainer's Association, Southeastern Athletic Trainers' Association and the Alabama

Athletic Trainers' Association. He is a First Aid/CPR/AED instructor with American Red Cross.



Kirk Nielson

Assistant Athletic Trainer

Joined Auburn Staff: July 2008

Responsibility: Assists head athletic trainer with care, prevention and rehabilitation of injuries for the Auburn football team.

Professional Experience: Served as a seasonal intern with the Atlanta Falcons during the 2007-08 NFL season along with the 2008 Georgia Force of the Arena Football League. First came to Auburn as an intern in the fall of 2004 with the football team. In the spring of 2005 worked as a Graduate Assistant with the Auburn softball team before returning to football in the fall of 2005 to serve as a Graduate Assistant.

Personal Information: Born in Lansing, Mich., and grew up in Dansville, Mich. Earned a Bachelor of Science degree in sports medicine from Central Michigan University in 2004 and a M.Ed. in Higher Administration Education from Auburn in 2007. Certified member of the National Athletic Trainers' Association, the Southeastern Athletic Trainers' Association and the Alabama Athletic Trainers' Association.



Drew Hamblin

Assistant Athletic Trainer

Joined Auburn Staff: May 2011

Responsibility: Assists head athletic trainer with care, prevention and rehabilitation of injuries for the Auburn football team.

Professional Experience: Prior to Auburn, served as the Director of Sports Medicine and Head Athletic Trainer at Newberry College in Newberry, S.C. Prior to Newberry College, spent a year as a seasonal intern athletic trainer with the Buffalo Bills for the 2009-10 season. Also spent two years as a Graduate Assistant Athletic Trainer for the University of Arkansas Football program.

Personal Information: Born March 6, 1984. Native of Madison, Wisc. Married to the former Heather Frasier. Received B.S. in kinesiology-athletic training from the University of Wisconsin in 2007. Earned master's in sports management from the University of Arkansas in 2009. Member of the National Athletic Trainers' Association, the Southeastern Athletic Trainers' Association and the Alabama Athletic Trainers' Association.



Auburn Administration



Jay Gogue
Auburn University President

Jay Gogue began his tenure as Auburn University's 18th president on July 16, 2007.

The Waycross, Ga., native is a two-time Auburn graduate in horticulture, receiving a bachelor's degree in 1969 and a master's in 1971. In 1973, he earned a doctorate in horticulture from Michigan State University.

Shortly after returning to his alma mater, Gogue engaged the talent and insight of the Auburn family toward development of a dynamic and forward-looking strategic plan to guide the University for the future. Students, alums, employees, business leaders and other stakeholders contributed to a roadmap that will strengthen Auburn's academic, research and outreach mission, improve operational efficiency and develop human capital.

Gogue arrived at Auburn with ample experience in the top ranks of academia. He was selected president of New Mexico State University in 2000 and, in 2003, named president of the University of Houston and chancellor of the University of Houston System.

Gogue worked for the National Park Service from 1973 to 1986, rising to the position of chief administrative scientist for several regions of the U.S. Park system. He began his distinguished career in higher education administration in 1986 as associate director of the Office of University Research at Clemson University, where he also served as vice president for research and vice president/vice provost for agriculture and natural resources. Utah State University selected Gogue as provost in 1995.

Gogue met his wife, Susie, in the 8th grade, and they married during their undergraduate years at Auburn. Susie also earned two Auburn degrees. They are the proud parents of three children and have two grandchildren.

He is a member of Phi Kappa Phi and Golden Key honor societies, Sigma Chi Fraternity, Sigma Xi scientific research society and the National Society of Scabbard and Blade, the honorary military society for all branches of service. Gogue previously served as an accreditation reviewer for the Pacific Northwest Association of Schools and Colleges.



Jay Jacobs
Athletics Director

Auburn Director of Athletics Jay Jacobs has a vision of leading Auburn Athletics to becoming the nation's preeminent Athletics Department.

In his tenure at the helm of the Tigers' program, the department has prospered athletically, academically and financially.

Under Jacobs' leadership, Auburn Athletics has made major strides benefitting Auburn student-athletes, coaches and fans. The department has focused on five strategic goals under his leadership: Winning, graduating studentathletes, managing the department's fiscal affairs, complying with SEC and NCAA rules and providing a positive game day experience.

The Auburn Athletics Department has consistently ranked in the top 10 percent of the NACDA Directors Cup and has claimed 10 national championships under Jacobs, including a school-record four titles in 2005-06. The Auburn men's athletics program finished third nationally in the inaugural Capital One Cup for 2010-2011. In 2010, the football program claimed the BCS National Championship, its first national title since 1957. The Auburn equestrian team also won its second national title in 2011. Under Jacobs' watch, Auburn's athletics programs have captured 19 Southeastern Conference titles.

Academically, Auburn has earned seven public recognitions by the NCAA for scoring in the 90th-100th percentile nationally in the Academic Progress Rate (APR).

Jacobs served as the Senior Associate Athletics Director for Tigers Unlimited prior to his appointment as Director of Athletics and has initiated several successful business ventures for the Athletics Department, including a lucrative contract with Under Armour Performance Apparel, which was extended in 2009, and a nine-year extension with multimedia rights holder ISP Sports.

During Jacobs' tenure, Auburn has also moved forward with numerous facility projects designed to benefit Tiger athletics programs and their fans, most notably, the construction of the state-of-the-art Auburn Arena and basketball practice facility that opened for the 2010-11 season. The most recent facilities upgrade was a \$16 million multipurpose 100-yard indoor practice facility. Completed in August 2011, the facility allows Auburn teams to practice indoors during inclement weather.

Jacobs was named Auburn's 14th Director of Athletics on Dec. 22, 2004, after working in almost every area of the Auburn Athletics Department for the previous 20 years. Jacobs earned his undergraduate and master's degrees in business administration from Auburn in 1985 and 1988, respectively, and was a member of the Auburn football team, earning two letters as an offensive tackle in 1982 and 1983.

He is married to the former Angie Sapp of Dublin, Ga. The couple has three daughters, Haley, Meagan and Jayne. They are also foster parents.



Auburn Administration



Tim Jackson

Executive Associate Athletics Director

Joined AU Staff: March 1988

Responsibility: Serves as top assistant to the Athletic Director and fulfills the Director's responsibilities in his absence. Daily administrative oversight includes Football, Tigers Unlimited, Event Operations, Facilities, and Transportation Services. Serves as Executive Director of the Tigers Unlimited Foundation.

Personal Information: Graduated from Millsaps College in 1987 with a degree in chemistry. Also earned

a master's in college administration from Auburn in 1989. Born 8-7-65. Native of Blue Mountain, Miss. Married to the former Michelle Kelley of Prattville, Ala. Two daughters, Teddy Grace, 8, and Emma Presley, 5.



Scott Carr

Senior Associate AD for External Affairs

Joined AU Staff: July 2009

Responsibility: Oversees the department's external affairs, including ticketing, marketing, media relations, community relations, vendor contract oversight and game-day experience.

Personal Information: Native of Gainesville, Fla. Received undergraduate business management degree from the University of Florida in 1995 and a master's in sports management from Florida in 1997. Married to the

Former Pam Snowe. Two daughters, Ashton and Katie.



Kay Hargrave

Senior Associate A.D. for Development

Joined AU Staff: August 1996

Responsibility: Manages development staff and coordinates all fund-raising efforts for Tigers Unlimited and the Auburn Athletics Department. Identifies, coordinates, and solicits private support from private industry and corporations for the Athletics Department. Led the Legends Campaign which generated over \$170 million. Oversees the Athletics Advisory Council. Serves on the AU Development Leadership Team.

Personal Information: Native of Selma, Ala. Earned a B.A. in Psychology from Auburn University in 1995 and a M.Ed. in Counseling from Auburn University in 1997. Has one daughter, Kinman Kate, 3.



Bernard Hill

Senior Associate Athletic Director

Joined AU Staff: June 2006

Responsibility: Provide oversight for Student-Athlete Support Services, Men's Basketball and Strength and Conditioning.

Personal Information: Native of Roanoke, Ala. Received a Bachelor of Science in Health and Exercise Promotions from Auburn in 1997. Received a Master of Education in Higher Education Administration from Auburn in 2000. Hill was a member of the Auburn

football team and is married to Sherina Hill from Bremen, Ga.



Meredith Jenkins

Senior Associate A.D./Senior Woman Administrator

Joined AU Staff: July 11, 1994

Responsibility: Administrator over women's basketball, soccer, equestrian, men's and women's swimming and diving, women's golf, and softball. Also provides oversight of Sports Medicine, financial aid, housing and dining. Implemented WINGS program in support of women's athletics. Member of the NCAA Soccer Committee.

Personal Information: Born February 6, 1970. Native of

Melbourne Beach, Fla. Graduated cum laude with a B.S. in Communication and M.S. in Athletic Administration from Florida State. Married to Russell Jenkins. One son, Alex, 8, and one daughter, Aiden, 4.



David Mines

Associate A.D. for Internal Operations

Joined AU Staff: September 2003

Responsibility: Administrator for baseball, men's golf, gymnastics, volleyball, while providing oversight over recruiting and human resources.

Personal Information: Born April 28, 1973. Native of Uniontown, Ala. Received a B.S. in political science at Auburn in 1997 and earned a master's in Higher Ed. Administration from Auburn in 1999.



Rich McGlynn

Senior Associate A.D.

Joined AU Staff: June 2006

Responsibility: Administration coordination of all institutional, Southeastern Conference and NCAA programs.

Personal Information: Native of Point Pleasant Beach, N.J. Married to Kristen and has four children: Liam, Aidan, Cade and Keegan. Graduated from Florida Southern in 1993 with a Bachelor of Science in Business Administration and received his Juris

Doctorate from the Seton Hall University School of Law in 1999.



Dr. Gary Waters

Senior Associate A.D. for Student-Athlete Support Services (SASS)

Joined AU Staff: September 1990

Responsibility: Oversees Student-Athlete Support Services (SASS). The mission of SASS is to promote, assist and provide counsel to all student-athletes in the areas of academics, eligibility, admissions, financial aid, career counseling, and healthy behaviors. He also serves as the academic counselor for the men's golf team.

Personal Information: A native of Cullman County, Ala., he received a Bachelor of Science from Auburn University in 1976, a Master of Arts from the University of Alabama in 1977 and a Doctor in Business Administration from the University of Tennessee in 1981. Waters is married to the former Jackie Wilson of Sand Springs, Okla., and they have a son, Levi, 17, and a daughter, Emily, 13.



Terry Windle

Senior Associate A.D. and CFO

Joined AU Staff: September 1990

Responsibility: Chief financial officer of Auburn athletic department.

Personal Information: Native of Demopolis, Ala. Graduated from Auburn in 1978 with a degree in Accounting. Married to Betsy Wood Windle. Two children, Rob and Sarah. A member of the American Institute of CPA's, the Alabama Society of CPA's, and the College Athletic Business Management Association.



SEASON
IN REVIEW



Season in Review



GAME 1	UTAH STATE	38
	#23 AUBURN	42
September 3, 2011 • ESPN2		
Jordan-Hare Stadium (85,245) • Auburn, Ala.		

Auburn used a pair of minute-and-a-half scoring drives late in the fourth quarter to overcome a 10-point deficit and defeat Utah State, 42-38, in the season-opening game of the 2011 football season at Jordan-Hare Stadium. Barrett Trotter was 17-for-23 for 261 yards and three touchdowns through the air in his first career start while Michael Dyer led Auburn with 57 rushing yards.

Trotter was one of 11 Tigers making their first collegiate start. Auburn also had 21 players make their first career appearance as a Tiger in the game. Of the 21, eight were redshirt freshmen and 13 were true freshmen.

Trailing 38-28 with 3:38 remaining in the game after a Robert Turbin rushing touchdown for Utah State, Auburn covered 65 yards in just six plays to draw within three, 38-35. Trotter was 3-for-4 for 62 yards on the drive, capped off by a Philip Lutzenkirchen 15 yards touchdown catch.

Auburn successfully converted an onside kick following the Lutzenkirchen score, with Emory Blake recovering the kick. That set up Auburn on its own 44 with 2:07 left in the game. Trotter was again 3-for-4 on the drive, covering 29 yards, while Onterio McCalebb rushed it three times for 26 yards, setting up Dyer for a one yard touchdown run up the middle for the game-winning score.

Auburn had to rally from a 14 point deficit midway through the second quarter, trailing 21-7 after the first of two Turbin (22 rushes, 70 yards) touchdown runs.

True freshman Tre Mason sparked the comeback with his 97 yard kickoff return following the Turbin touchdown, drawing Auburn to within a touchdown, 21-14, a score that would hold into halftime. Mason's 97-yard return ranks as the eighth-longest in school history. He would go on to finish with 176 kickoff return yards, tying for the third-most in a game in school history.

Dyer tied the game at 21-21 on Auburn's first possession of the second half, running it in from the 11 yard line to complete an 11 play, 65-yard drive.

Auburn had five touchdown drives and only one lasted more than three minutes, it being the drive out of the half which lasted just 3:46. Three of the other four

SCORING SUMMARY

Utah State	14	7	3	14	—	38
Auburn	7	7	14	14	—	42

USU - Williams 43 yd run (Thompson kick), 10:30, 1st
 AU - Blake 56 yd pass from Trotter (Parkey kick), 8:59, 1st
 USU - Keeton 3 yd run (Thompson kick), 1:32, 1st
 USU - Turbin 1 yd run (Thompson kick), 7:58, 2nd
 AU - Mason 97 yd kickoff return (Parkey kick), 7:46, 2nd
 AU - Dyer 11 yd run (Parkey kick), 11:14, 3rd
 USU - Thompson 34 yd field goal, 4:52, 3rd
 AU - Stallworth 39 yd pass from Trotter (Parkey kick), 1:57, 3rd
 USU - Keeton 7 yd run (Thompson kick), 11:20, 4th
 USU - Turbin 1 yd run (Thompson kick), 3:38, 4th
 AU - Lutzenkirchen 15 yd pass from Trotter (Parkey kick), 2:07, 4th
 AU - Dyer 1 yd run (Parkey kick), 0:30, 4th

TEAM STATISTICS

	USU	AU
First Downs	27	17
Rushes-Yards	53-227	30-78
Passing Yards	221	286
Comp-Att-Int	22-31-0	18-24-0
Total Plays-Yards	84-448	54-364
Punts-Avg.	3-50.0	4-43.5
Fumbles/Lost	0/0	1/0
Penalties-Yards	6-38	7-60
3rd Down Conv.	10-of-17	3-of-9
Time of Possession	37:41	22:19

INDIVIDUAL STATISTICS

RUSHING: (USU) - Turbin 22-70 (2 TD); Williams 10-69 (TD); Keeton 8-33 (2 TD); Jacobs 3-23; Morrison 3-22; Smith 6-12; Team 1-minus 2. **(AU)** - Dyer 14-57 (2 TD); McCalebb 9-44; Mason 1-2; Trotter 5-minus 9; TEAM 1-minus 16.
PASSING: (USU) - Keeton 21-30-0-213; Morrison 1-1-0-8. **(AU)** - Trotter 17-23-0-261 (3 TD); Moseley 1-1-0-25.
RECEIVING: (USU) - Austin 6-67; Lloyd 3-25; Smith 2-44; Morrison 2-19; Reynolds 2-6; Jacobs 2-minus 1; Martin 1-25; Moats 1-11; Turbin 1-9; Tialavea 1-8; Van Leeuwen 1-8. **(AU)** - McCalebb 5-43; Stallworth 4-93 (TD); Reed 4-33; Blake 3-95 (TD); Lutzenkirchen 2-22 (TD).

were just over a minute-and-a-half while the other lasted 2:55.

Chuckie Keeton was 21-for-30 for 213 yards for Utah State while Turbin and Kerwynn Williams (10 rushes, 69 yards) combined to rush for 139 of Utah State's 227 rushing yards.

Bobby Wagner led the Aggies with 10 tackles, followed by Kyle Gallagher with seven.

Blake led the Auburn receiving corps with three catches for 95 yards and a touchdown. Stallworth, who was one of the 11 Tigers making their first career start, was right behind him with four catches for 93 yards.

Defensively, linebacker Jonathan Evans led the Tigers with 14 total tackles, including 10 in the first half. Right behind him was fellow linebacker Jake Holland with a career-high 11, including two for loss. Senior Neiko Thorpe rounded out the top three with nine tackles.

GAME 2	#16 MISSISSIPPI STATE	34
	AUBURN	41
September 10, 2011 • SEC Network		
Jordan-Hare Stadium (87,451) • Auburn, Ala.		

Ryan Smith made a game-saving tackle on Mississippi State quarterback Chris Relf at the goal line as time expired to preserve Auburn's 41-34 victory over No. 16 Mississippi State on Sept. 10 at Jordan-Hare Stadium. The two teams combined for 28 first quarter points and 55 first half points before both defenses tightened up and Auburn won its 17th consecutive game, currently the longest in FBS.

Barrett Trotter, who finished the game 16-for-23 for 146 yards with two touchdowns and an interception, hit tight end Philip Lutzenkirchen for a 10-yard touchdown pass just under a minute into the fourth quarter to give Auburn a 14-point cushion, 41-27. Auburn, which trailed just once in the game, won its seventh straight game against a team ranked in the AP poll.

Trotter's favorite target on the afternoon was Emory Blake, who caught seven passes for 108 yards with a touchdown. Blake's touchdown catch, a 46-yard catch-and-run, tied the game at 21-21 in the second quarter as Auburn scored 17 points in the second quarter to take a 31-24 lead into the half.

Michael Dyer rushed for 150 yards on 18 carries, averaging 8.3 yards per carry, scoring twice. His first touchdown came on Auburn's first possession of the game when he went 35 yards for the score to put Auburn up, 7-0. His second touchdown gave Auburn the lead for good at 28-21 with 4:51 left in the first half as he went in from two yards out to cap a six-play, 59-yard drive.

Auburn took a 14-0 lead less than four minutes into the game as Demetruce McNeal returned a Relf interception 43 yards for the score.

Mississippi State wasted little time answering as LaDarius Perkins (11 rushes, 78 yards), scored on a 40-yard run less than a minute after McNeal's score and then Relf found Brandon Heavens for a 15-yard touchdown pass four minutes later to tie it at 14-14.

Relf finished the game 20-for-33 for 195 yards with a touchdown and an interception and also rushed 27 times for 106 yards.

Vick Ballard was the top rusher for Mississippi State, tallying 135 yards on 21 carries. Relf was right behind him with 106 yards on 27 carries, giving the Bulldogs a pair of 100-yard rushers.

Cody Parkey hit a pair of field goals for Auburn, connecting from 43 yards out right before the half to put Auburn up, 31-24, and then again right after the half to put Auburn ahead, 34-24.

The field goals were the first of Parkey's collegiate career. The first, the 43-yarder, came after Auburn took over possession with 40 seconds left in the half. The Tigers ran five plays, moving 54 yards before Parkey scored with five seconds left on the clock.

Defensively for the Tigers, Daren Bates led the team with 12 tackles, followed by Neiko Thorpe with 11. Nosa Eguae tallied nine while T'Sharvan Bell and McNeal notched eight apiece. Corey Lemonier had a team-high two tackles for loss, including Auburn's lone sack of the day.

SCORING SUMMARY

Mississippi State	14	10	3	7	—	34
Auburn	14	17	3	7	—	41

AU - Dyer 35 yd run (Parkey kick), 12:37, 1st
 AU - McNeal 43 yd interception return (Parkey kick), 11:39, 1st
 MSU - Perkins 40 yd run (DePasquale kick), 10:38, 1st
 MSU - Heavens 15 yd pass from Relf (DePasquale kick), 6:32, 1st
 MSU - Banks 27 yd interception return (DePasquale kick), 10:36, 2nd
 AU - Blake 46 yd pass from Trotter (Parkey kick), 8:37, 2nd
 AU - Dyer 2 yd run (Parkey kick), 4:51, 2nd
 MSU - DePasquale 27 yd field goal, 0:40, 2nd
 AU - Parkey 43 yd field goal, 0:05, 2nd
 AU - Parkey 37 yd field goal, 12:13, 3rd
 MSU - DePasquale 32 yd field goal, 9:12, 3rd
 AU - Lutzenkirchen 10 yd pass from Trotter (Parkey kick), 14:03, 4th
 MSU - Ballard 3 yd run (DePasquale kick), 4:51, 4th

TEAM STATISTICS

	MSU	AU
First Downs	31	21
Rushes-Yards	63-333	36-235
Passing Yards	198	146
Comp-Att-Int	21-34-1	16-23-1
Total Plays-Yards	97-531	59-381
Punts-Avg.	6-40.0	6-45.7
Fumbles/Lost	2/0	1/0
Penalties-Yards	10-75	7-85
3rd Down Conv.	11-of-20	4-of-12
Time of Possession	36:07	23:53

INDIVIDUAL STATISTICS

RUSHING: (MSU) - Ballard 21-135 (TD); Relf 27-106; Perkins 11-78 (TD); Bumphis 2-14; Marcus 1-1; TEAM 1-minus 1. **(AU)** - Dyer 18-150 (2 TD); McCalebb 11-68; Mason 3-14; Trotter 4-3.
PASSING: (MSU) - Relf 20-33-1-195 (TD); Bumphis 1-1-0-3. **(AU)** - Barrett Trotter 16-23-1-146 (2 TD).
RECEIVING: (MSU) - Ballard 5-64; Heavens 3-46 (TD); Carr 3-21; Bumphis 2-31; Sanders 2-19; Clark 1-6; Lewis 1-3; Hill 1-3; Relf 1-3; Perkins 1-2; Clausell 1-0. **(AU)** - Blake 7-108 (TD); McCalebb 4-24; Lutzenkirchen 3-18 (TD); Reed 1-0; Stallworth 1-minus 4.



Season in Review



GAME #21 AUBURN 24
3 CLEMSON 38
 September 17, 2011 • ABC
 Memorial Stadium (82,000) • Clemson, S.C.

Clemson's Tajh Boyd threw for four touchdowns and 386 yards to lead Clemson to a 38-24 victory over No. 21 Auburn at Memorial Stadium on Sept. 17 to end the nation's longest winning streak at 17 games. Michael Dyer led Auburn with 151 yards rushing and two touchdowns.

Auburn got off to a fast start with a pair of touchdowns and two Clemson three-and-outs. Dyer scampered a career-high 52 yards untouched for a touchdown on his first play to give Auburn a 7-0 lead at 4:24 into the game.

On fourth down on Auburn's next possession, Barrett Trotter fired a down-field strike to Emory Blake for a 36-yard touchdown to put Auburn ahead 14-0 with 7:54 left in the opening quarter. Auburn finished the first quarter with 182 yards total offense.

On the first play of the second quarter, Clemson cut the lead in half on a 4-yard Boyd to DeAndre Hopkins touchdown pass. Auburn answered with its longest scoring drive, play-wise, of the season with a 16-play, 90-yard touchdown drive in 5:57 that was capped on a 1-yard Dyer touchdown run for a 21-7 lead with 8:54 left in the half.

Clemson scored 14 straight points to close out the half, totaling 21 second-quarter points. The Atlantic Coast Conference Tigers drew to within 21-14 on a Boyd's 6-yard touchdown pass to tight end Dwayne Allen on third down with 5:06 remaining in the half. Clemson had three third down conversions on the drive.

After stopping Auburn, Clemson tied the game at 21 on Andre Ellington's 2-yard rushing touchdown with 1:11 remaining as both teams combined for 520 yards total offense in the first half. Auburn outgained Clemson 285-235.

On a third and six on the opening possession of the second half, Boyd completed a 65-yard touchdown pass to Sammy Watkins on a four-play drive to give Clemson its first lead of the game at 28-21, only 1:15 into the half.

With Clemson driving, Demetruce McNeal laid a hit on Clemson's Mike Bellamy to force a fumble that was recovered by Neiko Thorpe at the Auburn 18 with 8:01 left in the third for Auburn's first fumble recovery of the season.

On the first play after the turnover, Dyer had a 45-yard rush up the right side-line. Trotter then completed a 12-yard pass to Travante Stallworth on third down for a first down by a nose at the Clemson 26 to set up Cody Parkey's 38-yard field goal to draw Auburn within 28-24.

Clemson answered with a 19-yard Boyd to Watkins 24 touchdown pass to make it 35-24 with 16 seconds remaining in the third.

Clemson upped its lead to 38-24 on a 38-yard field goal by Chandler Catanzaro with 11:48 remaining. Auburn's drive on the next possession ended with an interception.

Clemson outgained Auburn 624-435 in total offense and ran 92 plays to Auburn's 63. Clemson was 14-of-18 in third down conversions to Auburn's 5-of-13, while possessing the ball for 36:15 to 23:45 for Auburn.

Barrett Trotter was 12-of-25 passing for 198 yards and one touchdown.

SCORING SUMMARY			
Auburn	14	7	3
Clemson	0	21	14
AU - Dyer 52 yd run (Parkey kick), 10:36, 1st			
AU - Blake 36 yd pass from Trotter (Parkey kick), 7:54, 1st			
CU - Hopkins 4 yd pass from Boyd (Catanzaro kick), 14:56, 2nd			
AU - Dyer 1 yd run (Parkey kick), 8:54, 2nd			
CU - Allen 6 yd pass from Boyd (Catanzaro kick), 5:06, 2nd			
CU - Ellington 2 yd run (Catanzaro kick), 1:11, 2nd			
CU - Watkins 65 yd pass from Boyd (Catanzaro kick), 13:45, 3rd			
AU - Parkey 38 yd field goal, 5:00, 3rd			
CU - Watkins 19 yd pass from Boyd (Catanzaro kick), 0:16, 3rd			
CU - Catanzaro 38 yd field goal, 11:48, 4th			
TEAM STATISTICS			
	AU		CU
First Downs	19		32
Rushes-Yards	38-237		50-238
Passing Yards	198		386
Comp-Att-Int	12-25-1		30-42-0
Total Plays-Yards	63-435		92-624
Punts-Avg.	6-41.3		3-46.0
Fumbles/Lost	0/0		1/1
Penalties-Yards	5-40		6-50
3rd Down Conv.	5-of-13		14-of-18
Time of Possession	23:45		36:15
INDIVIDUAL STATISTICS			
RUSHING: (AU) - Dyer 16-151 (2TD); McCalebb 10-34; Mason 4-15; Trotter 4-14; Reed 2-12; Bray 1-8; Frazier 1-3. (CU) - Howard 9-86; Ellington 14-46 (TD); Watkins 7-44; Bellamy 11-36; Boyd 7-30; TEAM 2-minus 4.			
PASSING: (AU) - Trotter 12-25-1-198 (TD). (CU) - Boyd 30-42-0-386 (4TD).			
RECEIVING: (AU) - Stallworth 5-71; Reed 3-31; Benton 1-41; Blake 1-36 (TD); McCalebb 1-17; Carr 1-2. (CU) - Watkins 10-155 (2TD); Hopkins 7-83 (TD); Allen 7-80 (TD); Peake 2-41; Ja. Brown 2-22; Bellamy 1-4; Ellington 1-1.			

GAME #4 FLORIDA ATLANTIC 14
4 AUBURN 30
 September 24, 2011 • FSN
 Jordan-Hare Stadium (82,249) • Auburn, Ala.

A 20-point third quarter propelled the Auburn Tigers to a 30-14 victory over Florida Atlantic on Saturday night before 82,249 fans at Jordan-Hare Stadium.

Quarterback Barrett Trotter finished 16-for-28 passing for 178 yards, tossing two touchdown passes along with one interception. Michael Dyer led the Auburn rushing attack with 68 yards on 14 carries, and Emory Blake had 78 yards on five receptions with a touchdown.

The Auburn defense, however, was responsible for a good amount of the Tiger offense. Auburn had three interceptions on the night with two leading to points. Neiko Thorpe and Jermaine Whitehead each had a pick in the third quarter, with Whitehead returning his 25 yards for a touchdown to give Auburn a 17-6 lead on FAU's third offensive play of the half. It was the first career interception and touchdown for Whitehead. Thorpe's interception later in the quarter was the fifth of his career and set up a 31-yard field goal by Cody Parkey to give Auburn a 27-6 lead with 6:51 on the clock in the third.

Between the two interceptions, Trotter found McCalebb on a screen pass that went for 51 yards and an Auburn touchdown, increasing the Tiger lead to 24-6 at the 8:07 mark of the third quarter. It was the second receiving touchdown of McCalebb's career and his longest reception as a Tiger, surpassing a 25-yard catch against Utah State earlier this season.

Parkey would tack on his third field goal of the night with a 37-yard kick to extend the Auburn lead to 30-6 on the final play of the third quarter.

FAU got on the board first, taking advantage of an Auburn turnover deep in Tiger territory. The Owls picked up one first down, then settled for a 39-yard field goal from Vinny Zaccario to take a 3-0 lead.

Auburn would answer on its next possession, putting together an 11-play, 60-yard drive that ended with a 10-yard touchdown pass from Trotter to Blake; Parkey would kick it to 7-3 midway through the first quarter.

The Tigers would again march into Owl territory on their next possession and increase their lead to 10-3 on a 41-yard Parkey field goal just before the end of the opening period.

Another field goal from Zaccario early in the second quarter, this one from 43 yards, would cut the Tiger lead to 10-6 after a 13-play, 61-yard drive by the Owls. From there, both teams would cross midfield on multiple occasions, but no further scoring opportunities presented themselves before the half.

Florida Atlantic would score its first touchdown of the season midway through the fourth quarter, capping off an 11-play, 78-yard drive with a 12-yard pass to Alfred Morris; the Owls' two-point try was good to make it a 16-point game with just under 10 minutes to play.

Morris led the Owls with 85 rushing yards on 15 carries and also four catches for 43 yards. Quarterback Graham Wilbert was 20-for-31 for 191 yards and a touchdown, but threw three interceptions, one of which was returned for a touchdown.

SCORING SUMMARY			
Florida Atlantic	3	3	0
Auburn	0	20	8
FAU - Zaccario 39 yd field goal, 11:36, 1st			
AU - Blake 10 yd pass from Trotter (Parkey kick), 7:30, 1st			
AU - Parkey 41 yd field goal, 1:50, 1st			
FAU - Zaccario 43 yd field goal, 10:10, 2nd			
AU - Whitehead 25 yd interception return (Parkey kick), 13:34, 3rd			
AU - McCalebb 51 yd pass from Trotter (Parkey kick), 8:07, 3rd			
AU - Parkey 31 yd field goal, 6:51, 3rd			
AU - Parkey 37 yd field goal, 0:02, 3rd			
FAU - Morris 12 yd pass from Wilbert (Dorvilus pass from Wilbert), 9:26, 4th			
TEAM STATISTICS			
	FAU		AU
First Downs	20		16
Rushes-Yards	34-108		33-137
Passing Yards	199		178
Comp-Att-Int	21-32-3		16-29-1
Total Plays-Yards	66-307		62-315
Punts-Avg.	4-40.0		3-46.3
Fumbles/Lost	5/0		2/0
Penalties-Yards	6-51		4-25
3rd Down Conv.	6-of-14		7-of-15
Time of Possession	33:46		26:14
INDIVIDUAL STATISTICS			
RUSHING: (FAU) - Morris 15-85; Stinson 11-42; Wilbert 3-minus 3; Floyd 3-minus 6; Kooi 2-minus 10. (AU) - Dyer 14-68; Frazier 3-30; Trotter 7-25; McCalebb 4-17; Mason 1-3; Bray 4-minus 6.			
PASSING: (FAU) - Wilbert 20-31-3-191 (TD); David Kooi 1-1-0-8. (AU) - Trotter 16-28-1-178 (2TD); Frazier 0-1-0-0.			
RECEIVING: (FAU) - Morris 4-43 (TD); Richardson 4-41; Dorvilus 3-17; Floyd 3-13; Cunningham 2-25; Williams 2-22; Moise 1-16; Stinson 1-14; Clark 1-8. (AU) - Blake 5-78 (TD); Reed 5-27; McCalebb 2-56 (TD); Fulse 2-12; Carr 1-5; Bray 1-0.			



Season in Review



GAME 5	AUBURN	16
	#10 SOUTH CAROLINA	13
	October 1, 2011 • CBS Williams-Brice Stadium (81,767) • Columbia, S.C.	

It was an Auburn team effort of defense all day long and Tigers offense when it counted as Auburn upset No. 10 South Carolina 16-13 in Williams-Brice Stadium on Oct. 1. Auburn's Barrett Trotter threw a touchdown pass to Philip Lutzenkirchen with 1:38 left in the game to give Auburn the lead for good.

South Carolina took over on its own 20 and drove the ball down to the Auburn 42 with 12 seconds remaining. Marcus Lattimore rushed for three yards and a first down just after a 19-yard Stephen Garcia to Alshon Jeffery completion. After an incomplete pass with 8 seconds remaining, Garcia completed a pass to the Auburn 30 as time ran out.

Lattimore, who came in as the nation's third-leading rusher with 611 yards in four games (152.75 yards/game), was limited to 66 yards rushing on 17 carries. Auburn's defense caused four turnovers on the day, two interceptions and recovered fumbles each, and held South Carolina to a season-low 289 yards.

Auburn held South Carolina on three plays on the opening drive, and then let the offense take over. The Tigers drove 47 yards in 10 plays as Cody Parkey nailed a 21-yard field goal to give Auburn a 3-0 lead almost five minutes into the game.

On the Gamecocks' next possession, Lattimore fumbled and Auburn's Jonathon Mincy recovered it at the SC 36. On a second down end around trick play, Auburn freshman wide receiver C.J. Uzomah threw an interception intended for freshman Quan Bray at the South Carolina 11 that was returned 10 yards.

That led to an Alshon Jeffery 50-yard touchdown reception from Stephen Garcia to give South Carolina a 6-3 lead with 6:57 left in the first quarter. Corey Lemonier blocked the extra point.

On the first play of the second quarter, Kiehl Frazier scampered 22 yards to the 1 yard line to set up a Mike Dyer touchdown dive two plays later in the Wildcat formation as Auburn regained a 9-6 lead. Parkey's missed point after hit the right upright.

Auburn's Ryan White threw an interception on a 32-yard fake field goal attempt with just over a minute to go in the half as the Tigers' went into the locker room with a 9-6 lead.

Lattimore put South Carolina back on top, 13-9, with a 15-yard touchdown run with 5:58 left in the third quarter on a 2-play, 50-yard drive that was set up on a Garcia to Bruce Ellington 35-yard pass reception.

Neiko Thorpe intercepted a deep Garcia pass at the Auburn 31 and returned it to midfield with two minutes left in the third. On 3rd and 13, Trotter was intercepted by C.C. Whitlock at the Carolina 42. Whitlock returned it just past midfield before Lutzenkirchen laid a hit on Whitlock and recovered the fumble at the Auburn 48.

The change of possession gave the Tigers a big first down. The drive ended when Trotter threw an interception in the end zone for a touch-back that was nearly broken up Auburn's Jay Wisner.

Dyer finished with a school record-tying 41 carries for 141 yards and a touchdown. The 41 carries ties Cadillac Williams' record set at Georgia in 2001. Trotter went 12-of-23 for 112 yards and a touchdown while McCalebb finished with 9 rushes for 58 yards and 3 receptions for 33 yards. AU ran a season-high 92 plays for 358 total yards.

SCORING SUMMARY

Auburn	3	6	0	7	—	16
South Carolina	6	0	7	0	—	13

AU - Parkey 21 yd field goal, 10:12, 1st
 SC - Jeffery 50 yd pass from Garcia (Wooten kick blocked), 6:57, 1st
 AU - Dyer 1 yd run (Parkey kick failed), 14:22, 2nd
 SC - Lattimore 15 yd run (Wooten kick), 5:58, 3rd
 AU - Lutzenkirchen 9 yd pass from Trotter (Parkey kick), 1:38, 4th

TEAM STATISTICS

	AU	SC
First Downs	22	13
Rushes-Yards	67-246	29-129
Passing Yards	112	160
Comp-Att-Int	12-25-4	9-23-2
Total Plays-Yards	92-358	52-289
Punts-Avg.	7-37.9	7-41.6
Fumbles/Lost	0/0	3/2
Penalties-Yards	5-55	7-55
3rd Down Conv.	11-of-22	2-of-10
Time of Possession	35:47	24:13

INDIVIDUAL STATISTICS

RUSHING: (AU) - Dyer 41-141 (TD); McCalebb 9-58; Frazier 9-48; Trotter 8-minus 1. (SC) - Lattimore 17-66 (TD); Garcia 10-62; Byrd 1-2; Ellington 1-minus 1.
PASSING: (AU) - Trotter 12-23-2-112 (TD); White 0-1-1-0; Uzomah 0-1-1-0; Frazier 0-0-0-0. (SC) - Garcia 9-23-2-160 (TD).
RECEIVING: (AU) - McCalebb 3-33; Blake 3-16; Wisner 1-20; Benton 1-15; Lutzenkirchen 1-9 (TD); Carr 1-7; Dyer 1-6; Bray 1-6. (SC) - Jeffery 5-86 (TD); Ellington 3-60; Wilds 1-14.

GAME 6	#15 AUBURN	14
	#10 ARKANSAS	38
	October 8, 2011 • ESPN Donald W. Reynolds Razorback Stadium (74,191) • Fayetteville, Ark.	

Tyler Wilson threw for 262 yards on 24-of-36 passing and two touchdowns to lead No. 10 Arkansas to a 38-14 victory over No. 15 Auburn at Razorback Stadium on Oct. 8, ending the Tigers' 11-game winning streak against SEC opponents. Arkansas scored 31 unanswered points after Auburn took a 14-7 lead with two seconds left in the first quarter.

Wide receiver Joe Adams scored on a 92-yard touchdown on Arkansas' first second-half play from scrimmage to give the Razorbacks a 28-14 lead with 7:43 left in the third. The Razorbacks took over at the Auburn 26 after Barrett Trotter's pass went through the hands of DeAngelo Benton. It led to Arkansas taking a 31-14 lead on Zach Hocker's 36-yard field goal with 12:10 remaining in the game. The Tigers defense held the Razorbacks for five straight three-and-outs after the 92 yard touchdown run.

Kiehl Frazier's second interception of the game was returned 29 yards to the Auburn 16 with 7:17 left. Wilson threw a third-down screen pass to running back Dennis Johnson, who scored on a 33-yard touchdown reception to give Arkansas a 38-14 lead with 5:50 remaining.

After an 11-yard punt on Auburn's first possession of the game, Arkansas took over on the Tigers' 37. Auburn's defense held as Hocker missed a 34-yard field goal attempt that hit the left upright just over three minutes in.

Frazier completed his first career pass on a 14-yard screen to Onterio McCalebb. A 13-yard Trotter to Quindarius Carr pass on 3rd and 12 to the Auburn 45 set up a career-long 55-yard touchdown run by Michael Dyer on the next play to give Auburn a 7-0 lead just over five minutes in.

Arkansas came back and tied it 7-7 with a 6-yard touchdown run by Broderick Green with 6:53 left in the first. On Arkansas' next drive, one that included a 40-yard Wilson to Jarius White first down completion to the Auburn 40, Auburn's Corey Lemonier came up huge. Lemonier sacked Wilson and forced a fumble that was recovered by Jeffrey Whitaker at the Arkansas 47.

That turnover led to a nine-play drive that was capped by Frazier scoring his first career touchdown on a 7-yard run to give Auburn a 14-7 lead with two seconds left in the first quarter. Auburn's two touchdowns were scored by Arkansas natives, Dyer and Frazier.

SCORING SUMMARY

Auburn	14	0	0	0	—	14
Arkansas	7	14	7	10	—	38

AU - Dyer 55 yd run (Parkey kick), 9:56, 1st
 AR - Green 6 yd run (Hocker kick), 6:53, 1st
 AU - Frazier 7 yd run (Parkey kick), 0:02, 1st
 AR - Wilson 1 yd run (Hocker kick), 9:36, 2nd
 AR - Wright 5 yd pass from Wilson (Hocker kick), 4:23, 2nd
 AR - Adams 92 yd run (Hocker kick), 7:43, 3rd
 AR - Hocker 36 yd field goal, 12:10, 4th
 AR - Johnson 18 yd pass from Wilson (Hocker kick), 5:50, 4th

TEAM STATISTICS

	AU	AR
First Downs	18	17
Rushes-Yards	52-291	31-176
Passing Yards	104	262
Comp-Att-Int	9-25-3	24-36-0
Total Plays-Yards	77-395	67-438
Punts-Avg.	9-40.0	7-44.4
Fumbles/Lost	0/0	2/1
Penalties-Yards	11-105	4-26
3rd Down Conv.	6-of-17	5-of-16
Time of Possession	32:43	27:17

INDIVIDUAL STATISTICS

RUSHING: (AU) - Dyer 21-112 (TD); McCalebb 13-91; Frazier 13-54 (TD); Mason 3-30; Trotter 2-4. (AR) - Adams 1-92 (TD); Green 16-47 (TD); Johnson 12-42; Wilson 2-minus 5 (TD).
PASSING: (AU) - Trotter 6-19-1-81; Frazier 2-4-2-18; Uzomah 0-1-0-0; Moseley 1-1-0-5. (AR) - Wilson 24-36-0-262 (2TD).
RECEIVING: (AU) - McCalebb 3-28; Lutzenkirchen 2-11; Stallworth 1-44; Carr 1-13; Benton 1-5; Bray 1-3. (AR) - Adams 6-49; Wright 5-76 (TD); Childs 4-44; Johnson 3-49 (TD); Gragg 3-17; Tate 2-5; Hamilton 1-22.

Arkansas drove 80 yards to tie it at 14 on a 4th down and 1 quarterback sneak by Wilson with 9:36 remaining. With Auburn only gaining 44 yards in the second quarter, the Razorbacks took their first lead of the game at 21-14 on a six-yard Wilson to Wright touchdown pass in the back corner of the end zone with 4:23 to go to end the first half scoring.

Dyer rushed for 112 yards on 21 carries and a touchdown. McCalebb rushed for 91 yards on 13 carries while Trotter, Frazier and Clint Moseley combined to complete 9-of-24 passes for 104 yards, one touchdown and three interceptions.

Arkansas outgained Auburn 438 yards total offense to 395 while the Tigers ran 77 plays to the Razorbacks' 67. Auburn rushed for 291 yards.



Season in Review



GAME 7 **FLORIDA** **6**
#24 AUBURN **17**
 October 15, 2011 • ESPN
 Jordan-Hare Stadium (87,451) • Auburn, Ala.

Auburn's defense held the Florida offense to just 194 total yards, including just 66 on the ground, as No. 24 Auburn won 17-6 on Oct. 15 at Jordan-Hare Stadium. The defense held Florida to a pair of first-half field goals and posted a shutout in the second half.

Auburn's offense churned out 155 yards on the ground, 73 from Michael Dyer and 43 from Onterio McCalebb, and 123 through the air as Clint Moseley entered after halftime and threw for 90 yards on 4-of-7 passing. Philip Lutzenkirchen had three catches for a team-high 48 yards.

Auburn took advantage of a muffed punt return by Florida's Chris Rainey following a 50-yard Steven Clark punt to score its first touchdown of the game. Daren Bates recovered the fumble at the Florida 32 and the offense needed just three plays to cover the 32 yards, capped by a Barrett Trotter 25-yard touchdown pass to DeAngelo Benton. Barrett finished the night 2-for-8 for 33 yards including his first career touchdown.

The touchdown pass was also the first of Benton's career. He finished the night with two catches for 33 yards.

Florida answered with a pair of second-quarter field goals to get to within a point, 7-6, at the half as the Auburn defense held Florida to 104 total yards in the first half.

A McCalebb 14-yard touchdown run down the sideline on the first play of the fourth quarter capped a seven-play, 66-yard scoring drive as Auburn went up 14-6. The touchdown run was McCalebb's first of the season, and his first since the 2010 Georgia game.

The Auburn defense stopped Florida on a key fourth down attempt with 9:30 left in the fourth quarter as Florida drove to the Auburn 16 yard line but couldn't convert on a pass to the left flat.

Holding a 14-6 lead and starting on its own three, Auburn went three-and-out but again Florida couldn't hold onto the punt as Robert Clark fumbled the return, allowing Ikeem Means to pick it up. Six plays later Cody Parkey converted on a 42-yard field goal to cement the win as Florida got the ball back with just 35 seconds left.

Corey Lemonier led Auburn with six tackles, including three for a loss of 20 yards. He also had four of the team's 14 quarterback hurries. Chris Davis and Demetruc McNeal had five tackles each while T'Sharvan Bell notched four tackles and an interception.

Bell's interception, coming on just the second play of the game, was his first of the season and the fifth of his career.

The interception was one of three turnovers forced by the Tigers, along with a pair of fumbles. Bates and Meas recovered the fumbles, both of which came on punts.

The defensive stand was the best for the Tigers in more than three years. The 194 yards allowed are the fewest since playing Tennessee on Sept. 27, 2008 while the six points allowed are the fewest since allowing two to Mississippi State on Sept. 13, 2008.

The win marks the third in a row for the Tigers over the Gators and is the first time for Auburn to win three straight over Florida since it did from 1987-89.

SCORING SUMMARY			
Florida	0	6	0 — 6
Auburn	7	0	0 — 17

AU - Benton 25 yd pass from Trotter (Parkey kick), 2:11, 1st
 UF - Sturgis 47 yd field goal, 10:28, 2nd
 UF - Sturgis 25 yd field goal, 2:33, 2nd
 AU - McCalebb 14 yd run (Parkey kick), 14:53, 4th
 AU - Parkey 42 yd field goal, 0:35, 4th

TEAM STATISTICS		
	UF	AU
First Downs	14	13
Rushes-Yards	30-66	43-155
Passing Yards	128	123
Comp-Att-Int	15-29-1	7-16-0
Total Plays-Yards	59-194	59-278
Punts-Avg.	7-46.1	9-39.2
Fumbles/Lost	5/2	0/0
Penalties-Yards	6-40	7-79
3rd Down Conv.	3-of-13	1-of-13
Time of Possession	30:33	29:27

INDIVIDUAL STATISTICS
RUSHING: (UF) - Rainey 16-33; Gillislee 3-16; Brissett 4-12; Joyer 1-8; Burton 2-5; Driskel 4-minus 8. (AU) - Dyer 23-73; McCalebb 10-43 (TD); Frazier 8-41; Moseley 1-4; Trotter 1-minus 6.
PASSING: (UF) - Driskel 9-18-0-75; Brissett 5-10-1-45; Burton 1-1-0-8. (AU) - Trotter 2-8-0-33 (TD); Moseley 4-7-0-90; Frazier 1-1-0-0.
RECEIVING: (UF) - Hammond 4-40; Burton 4-23; Thompson 3-16; Rainey 2-30; Debose 1-14; Reed 1-5. (AU) - Lutzenkirchen 3-48; Benton 2-33 (TD); Carr 1-42; McCalebb 1-0.

GAME 8 **#19 AUBURN** **10**
#1 LSU **45**
 October 22, 2011 • CBS
 Tiger Stadium (93,098) • Baton Rouge, La.

Rueben Randle finished with 106 yards receiving and had two first half touchdown receptions of 46 and 42 yards while Kenny Hilliard rushed for two touchdowns to lead No. 1 LSU to a 45-10 victory over No. 19 Auburn in Tiger Stadium on Oct. 22.

With the help of two Auburn penalties, LSU took the opening kickoff and drove 76 yards in eight plays, taking a 7-0 lead on a Hilliard nine-yard touchdown run.

Cody Parkey drilled a 42-yard field goal to bring Auburn to within 7-3 with 1:26 left in the first quarter. LSU cornerback Ron Brooks made a phenomenal play breaking up a 21-yard Kiehl Frazier to Travante Stallworth pass in the end zone that would have tied the game.

A penalty cost Auburn again on LSU's second touchdown drive. Jordan Jefferson threw a 42-yard touchdown pass to Randle to give the Bayou Bengals a 14-3 lead with five minutes left in the half. It was Jefferson's only pass of the first half.

On the play before, Jefferson fumbled in the backfield and it would have set up a third and long, but Kenneth Carter was flagged for a facemask penalty on Jefferson after the fumble occurred. Instead, LSU had an automatic first down and capitalized on the deep strike.

Another penalty on third down, this time pass interference on Chris Davis on a pass that was nearly picked off by Demetruc McNeal breaking in front of the receiver, led to LSU's third score, a 46-yard touchdown pass from Jarrett Lee to Randle with 40 seconds before halftime.

LSU went into the locker room leading 21-3 as LSU outgained Auburn 213 yards to 113. Auburn also had six first half penalties for 46 yards.

LSU added to its lead on its first drive of the second half as Lee threw his second touchdown pass of the game, a 10-yarder to Russell Shepard for a 28-3 lead with 9:51 left in the third. Tre Mason fumbled the ensuing kickoff after a big hit by LSU's Eric Reid, and LSU took over at the Auburn 22. Hilliard cashed in on a 1-yard dive for a touchdown to put the Tigers ahead 35-3 at the 8:12 mark.

Brooks made his second big play of the game for LSU, intercepting a Clint Moseley pass on the second play after LSU's previous score and returning it 28

yards for a touchdown to give LSU a 42-3 lead. Drew Allemen closed out the scoring for LSU with a 36-yard field goal that made it 45-3 with 13:56 left in the game.

Onterio McCalebb scored on a two-yard touchdown run to complete a 10-play, 86-yard drive as Auburn made it 45-10 LSU with 2:22 remaining.

Moseley, making his first career start, finished the game 12-of-20 for 145 yards and one interception. It was the 15th most yards by an Auburn quarterback in his first collegiate start. Michael Dyer rushed for 60 yards on 12 carries while DeAngelo Benton had two receptions for 42 yards and McCalebb three catches for 38 yards.

LSU outgained Auburn 393 yards to 248. Lee completed 14-of-20 passes for 165 yards and two touchdowns. Michael Ford rushed for 82 yards on 12 carries.

SCORING SUMMARY			
Auburn	3	0	0 — 7 — 10
LSU	7	14	21 — 3 — 45

LSU - Hilliard 9 yd run (Alleman kick), 11:13, 1st
 AR - Parkey 42 yd field goal, 1:26, 1st
 LSU - Randle 42 yd pass from Jefferson (Alleman kick), 5:00, 2nd
 LSU - Randle 46 yd pass from Lee (Alleman kick), 0:40, 2nd
 LSU - Shepherd 10 yd pass from Lee (Alleman kick), 9:51, 3rd
 LSU - Hilliard 1 yd run (Alleman kick), 8:12, 3rd
 LSU - Brooks 28 yd interception return (Alleman kick), 7:27, 3rd
 LSU - Alleman 36 yd field goal, 13:56, 4th
 AU - McCalebb 2 yd run (Parkey kick), 2:22

TEAM STATISTICS		
	AU	LSU
First Downs	18	23
Rushes-Yards	34-87	36-174
Passing Yards	161	219
Comp-Att-Int	14-24-1	16-23-0
Total Plays-Yards	58-248	59-393
Punts-Avg.	7-35.1	4-51.2
Fumbles/Lost	2/1	0/0
Penalties-Yards	7-51	5-60
3rd Down Conv.	4-of-12	3-of-8
Time of Possession	29:25	30:35

INDIVIDUAL STATISTICS
RUSHING: (AU) - Dyer 12-60; McCalebb 3-32 (TD); Frazier 9-31; Bray 1-8; Moseley 9-minus 44. (LSU) - Ford 12-82; Hilliard 10-65 (2TD); Blue 5-17; Magee 3-14; Jefferson 4-2; TEAM 1-minus 3; Shepard 1-minus 3.
PASSING: (AU) - Moseley 12-20-1-145; Frazier 2-4-0-16. (LSU) - Lee 14-20-0-165 (2TD); Jefferson 2-3-0-54 (TD).
RECEIVING: (AU) - McCalebb 3-38; Philip Lutzenkirchen 3-23; Benton 2-42; Reed 2-26; Bray 2-22; Stallworth 2-10. (LSU) - Randle 5-106 (2TD); Beckham 3-42; Shepard 3-10 (TD); Clement 2-40; Peterson 1-12; Wright 1-7; Blue 1-2.



Season in Review



GAME 9	OLE MISS	23
	AUBURN	41
	October 29, 2011 • ESPN Jordan-Hare Stadium (85,347) • Auburn, Ala.	

Auburn's offense exploded for 24 second-half points and the defense stiffened to allow just a final-play touchdown as Auburn picked up a 41-23 win over Ole Miss on Oct. 29 at Jordan-Hare Stadium. Michael Dyer rushed for 177 yards, three shy of his career high, and Clint Moseley tossed four touchdown passes for Auburn.

Dyer and the rest of the Auburn backfield pounded the Ole Miss defense, rolling up 254 rushing yards on 50 carries, averaging better than five yards per carry. Onterio McCalebb picked up 61 of those yards on 15 carries.

Moseley, making his second career start and his first start in Jordan-Hare Stadium, finished with an 80 percent accuracy, hitting 12-of-15 passing for 160 yards. Emory Blake, who missed two of the last three games and hadn't had a catch since the win over South Carolina on Oct. 1, led the team with 71 yards receiving on five catches, scoring the first of three second-half Auburn touchdowns to give Auburn a 24-17 lead.

Philip Lutzenkirchen had a pair of touchdown catches, putting Auburn up 7-0 in the first quarter and then grabbing a one-handed, four-yard touchdown catch in the fourth quarter that put Auburn up 41-17.

Quindarius Carr was on the receiving end of Moseley's other touchdown pass, scoring on a 45-yard catch and run in the first quarter that put Auburn up 14-0.

Following the two game-opening Auburn touchdowns to Lutzenkirchen and Carr, Ole Miss got on the board with 1:09 left in the quarter on a one-yard Brandon Bolden run.

The teams traded field goals to start the second quarter, Byron rose hitting from 39 yards out for Ole Miss while Cody Parkey struck from 40 yards out for Auburn. Bolden again scored on a one-yard run with 6:04 left in the half to send them game into a 17-17 tie at the break.

Auburn then came out and dominated the second half, racking up 24 points on 218 yards of total offense. The Tiger defense also stepped up, holding the Rebels to just 163 yards of offense and six points. The lone Ole Miss score in the half came on a 10-yard pass from Randall Mackey to Nickolas Brassel as time expired.

Along with touchdowns from Blake, Dyer and Lutzenkirchen in the half, Auburn also got another field goal from Parkey, giving him two in the game.

SCORING SUMMARY				
Ole Miss	7	10	0	6 - 23
Auburn	14	3	14	10 - 41

AU - Lutzenkirchen 13 yd pass from Moseley (Parkey kick), 11:00, 1st
 AU - Carr 45 yd pass from Moseley (Parkey kick), 4:21, 1st
 UM - Bolden 1 yd run (Rose kick), 1:09, 1st
 UM - Rose 39 yd field goal, 14:45, 2nd
 AU - Parkey 40 yd field goal, 9:52, 2nd
 UM - Bolden 1 yd run (Rose kick), 6:04, 2nd
 AU - Blake 25 yd pass from Moseley (Parkey kick), 7:22, 3rd
 AU - Dyer 4 yd run (Parkey kick), 0:00, 3rd
 AU - Parkey 31 yd field goal, 11:47, 4th
 AU - Lutzenkirchen 4 yd pass from Moseley (Parkey kick), 4:49, 4th
 UM - Brassell 10 yd pass from Mackey, 0:00, 4th

TEAM STATISTICS	UM	AU
First Downs	21	20
Rushes-Yards	44-220	50-254
Passing Yards	162	160
Comp-Att-Int	16-28-1	12-15-0
Total Plays-Yards	72-382	65-414
Punts-Avg.	5-38.0	3-35.7
Fumbles/Lost	2/2	3/2
Penalties-Yards	6-29	4-20
3rd Down Conv.	7-of-15	5-of-11
Time of Possession	28:58	31:02

INDIVIDUAL STATISTICS
RUSHING: (UM) - Bolden 13-114 (2TD); Scott 14-78; Brassell 4-19; Mackey 13-9. (AU) - Dyer 27-177 (TD); McCalebb 15-61; Mason 2-18; Frazier 4-8; Bray 1-4; Moseley 1-minus 14.
PASSING: (UM) - Mackey 15-27-1-157 (TD); Bolden 1-1-0-5. (AU) - Moseley 12-15-0-160 (4TD).
RECEIVING: (UM) - Brassell 4-32 (TD); Moncrief 3-34; Scott 2-26; Logan 2-20; Moore 1-17; Allen 1-12; Moseley 1-8; Bolden 1-8; Mackey 1-5. (AU) - Blake 5-71 (TD); Lutzenkirchen 3-27 (2TD); Carr 1-45 (TD); Bray 1-11; McCalebb 1-5; Dyer 1-1.

GAME 10	#24 AUBURN	7
	#14 GEORGIA	45
	November 12, 2011 • CBS Sanford Stadium (92,746) • Athens, Ga.	

Aaron Murray threw four touchdown passes, Isaiah Crowell rushed for 132 yards and a touchdown and Carlton Thomas had 127 rushing yards as No. 14 Georgia downed No. 24 Auburn, 45-7, Nov. 12., at Sanford Stadium in Athens, Ga.

Sophomore Michael Dyer eclipsed the 1,000-yard rushing mark on the season with a 17-yard gain on the first play of the second half to become just the fourth Tiger to record consecutive 1,000-yard rushing seasons. Dyer, who has 1,037 rushing yards this year, ran for an Auburn freshman-record 1,093 yards last season. The Little Rock, Ark., native joined James Brooks (1978-79), Stephen Davis (1994-95) and Carnell Williams (2003-04) in the exclusive club.

Georgia took a 7-0 lead on the opening drive of the game as Murray threw an 8-yard touchdown pass to Tavarres King on third down, the fourth such conversion on the 70-yard drive that included a pivotal 44-yard completion to Malcolm Mitchell to the Auburn 11 on a 3rd and 15.

Auburn came right back as Clint Moseley tossed an option reverse to freshman wide receiver C.J. Uzomah, who completed his first career pass, a four-yard touchdown to Philip Lutzenkirchen with 6:13 left in the opening quarter. The play was set up by Moseley's 45-yard play-action pass to Emory Blake down to the Bulldog 9. The Tigers drove 76 yards on eight plays in 2:47. It was all Georgia after that as the Bulldogs scored 38 straight points to end the game.

Georgia continued the first quarter shootout on Murray's second touchdown pass, a 27-yard beauty to a diving Michael Bennett on tight coverage by Neiko Thorpe to put the Bulldogs up 14-7 with 3:02 on the clock.

Eltoro Freeman, who had two fumble recoveries and one forced, recovered his first Bulldog fumble at the Auburn 45 less than two minutes into the second quarter. On the next play, Onterio McCalebb mishandled a toss on a reverse from Dyer and Georgia recovered at the Auburn 40. That led to Murray finding fullback Bruce Figgins out of the backfield for a 15-yard touchdown completion, giving Georgia a 21-7 lead with 10:36 left in the half.

On Auburn's next possession, Baccari Rambo picked off Moseley and returned it 24 yards for a touchdown as Georgia went ahead 28-7 after back-to-back turnovers led to 14 Bulldog points in 55 seconds.

Georgia increased its lead to 35-7 as Murray and Mitchell teamed up for the second time, this time on 25 yards for a touchdown. The score came on another third down conversion by Georgia, its seventh in seven tries to open the game.

SCORING SUMMARY				
Auburn	7	0	0	7
Georgia	14	21	3	7 - 45

UGA - King 8 yd pass from Murray (Walsh kick), 8:57, 1st
 AU - Lutzenkirchen 4 yd pass from Uzomah (Parkey kick), 6:13, 1st
 UGA - Bennett 27 yd pass from Murray (Bogotay kick), 3:02, 1st
 UGA - Figgins 15 yd pass from Murray (Walsh kick), 10:36, 2nd
 UGA - Rambo 24 yd interception return (Bogotay kick), 9:41, 2nd
 UGA - Mitchell 25 yd pass from Murray (Walsh kick), 5:00, 2nd
 UGA - Bogotay 26 yd field goal, 7:32, 3rd
 UGA - Crowell 9 yd run (Walsh kick), 5:59, 4th

TEAM STATISTICS	AU	UGA
First Downs	9	30
Rushes-Yards	25-51	56-304
Passing Yards	144	224
Comp-Att-Int	12-23-1	14-18-0
Total Plays-Yards	48-195	74-528
Punts-Avg.	5-41.0	1-17.0
Fumbles/Lost	2/2	4/2
Penalties-Yards	3-14	8-60
3rd Down Conv.	3-of-11	12-of-15
Time of Possession	19:05	40:55

INDIVIDUAL STATISTICS
RUSHING: (AU) - Dyer 13-48; McCalebb 5-30; Frazier 1-1; Moseley 6-minus 28. (UGA) - Crowell 24-132 (TD); Thomas 15-127; Murray 9-21; Harton 4-15; Malcome 3-10; Team 1-minus 1.
PASSING: (AU) - Moseley 11-22-1-140; Uzomah 1-1-0-4 (TD). (UGA) - Murray 14-18-0-224 (4TD).
RECEIVING: (AU) - Blake 6-101; McCalebb 3-19; Lutzenkirchen 2-14 (TD); Bray 1-10. (UGA) - Bennett 5-50 (TD); Mitchell 3-85 (TD); King 2-43 (TD); Brown 1-25; Figgins 1-15 (TD); Charles 1-5; Crowell 1-1.

The Bulldogs scored the only points of the third quarter as Brandon Bogotay kicked a 26-yard field goal for a 38-7 lead with 7:32 left in the period. Crowell closed out the scoring on a nine-yard touchdown run with 5:59 remaining for a 45-7 Georgia lead.

Emory Blake had six receptions for 101 yards for Auburn while Moseley completed 11-of-22 passes for 140 yards. Dyer finished with 48 yards rushing on 13 carries.

Corey Lemonier forced two fumbles in the first half, becoming the first Auburn player to accomplish the feat since Quentin Groves in 2006 while Freeman's two fumble recoveries were the first for a Tiger since Sen'Derrick Marks.



Season in Review



GAME 11 **SAMFORD AUBURN** **16 35**
 November 19, 2011 • Pay Per View
 Jordan-Hare Stadium (85,347) • Auburn, Ala.

Auburn survived a scare from Samford, but reeled off 14 straight points in the fourth quarter to close out a 35-16 win on Nov. 19.

Clint Moseley, not usually known for his rushing capabilities, took a quarterback keeper 22 yards for the score with 11:28 remaining to give Auburn the breathing room it would need in the win. The Tigers added a 10-yard touchdown run from Onterio McCalebb with 2:17 to go for the final margin.

Moseley went 13-of-20 passing for 167 yards and a score, and Mike Dyer rushed 30 times for 157 yards and a score for the Tigers.

Dyer passed James Joseph --currently Samford's running backs coach --for 10th on Auburn's all-time career rushing list. He has 2,287 yards in 25 games at Auburn.

Dustin Taliaferro went 17-of-32 for 161 yards, with a touchdown and an interception for Samford. Kelsey Pope caught 13 passes for 90 yards and a score, while Jeremiah Gates posted his first career 100-yard game, rushing 28 times for 119 yards.

Samford coach Pat Sullivan was honored with a ceremony before kickoff to commemorate the 40th anniversary of the 1971 Heisman Trophy he won at Auburn, becoming the school's first Heisman winner.

Samford closed within 21-16 on a 37-yard field goal by Cameron Yaw with 13:22 left to play, set up by a reverse pass from Pope to Gates for 28 yards into Auburn territory. The Bulldogs had a fourth-and-1 from the Auburn 19-yard line, but opted to go for the Yaw field goal.

The Tigers scored the eventual winning touchdown on a 6-yard Dyer run with 3:25 to go in the third, capping off a 14-play, 70-yard drive in which Auburn handed off to Dyer on the last seven plays and he ran for 51 yards to put the Tigers up 21-13.

The Tigers put a renewed emphasis on the power run game in the second half --rushing 26 times for 160 yards after the break.

Samford had cut the lead to 14-13 with 7:22 left in the third quarter, driving 70 yards in 14 plays -- including 42 on the ground from Gates -- to set up a 28-yard field goal by Yaw, but the Bulldogs could never get the upper hand.

SCORING SUMMARY			
Samford	0	10	3 3 -- 16
Auburn	7	7	7 14 -- 35

AU - Lutzenkirchen 32 yd pass from Moseley (Parkey kick), 7:07, 1st
 SU - Pope 8 yd pass from Taliaferro (Yaw kick), 14:27, 2nd
 AU - McCalebb 10 yd run (Parkey kick), 10:03, 2nd
 SU - Yaw 40 yd field goal, 2:32, 2nd
 SU - Yaw 28 yd field goal, 7:22, 3rd
 AU - Dyer 5 yd run (Parkey kick), 3:25, 3rd
 SU - Yaw 37 yd field goal, 13:22, 4th
 AU - Moseley 22 yd run (Parkey kick), 11:28, 4th
 AU - McCalebb 10 yd run (Parkey kick), 2:17, 4th

TEAM STATISTICS		
First Downs	SU 19	AU 23
Rushes-Yards	40-149	49-248
Passing Yards	189	167
Comp-Att-Int	18-35-2	13-20-0
Total Plays-Yards	75-338	69-415
Punts-Avg.	6-39.7	4-43.2
Fumbles/Lost	0/0	2/2
Penalties-Yards	2-10	5-37
3rd Down Conv.	2-of-14	5-of-10
Time of Possession	29:46	30:14

INDIVIDUAL STATISTICS
RUSHING: (SU) - Gates 28-119; Taliaferro 3-21; Pope 1-12; Thompson 1-8; Robinson 3-2; Tartt 1-minus 1; Hawkins 3-minus 12. **(AU)** - Dyer 30-157 (TD); McCalebb 8-48 (2TD); Frazier 4-28; Moseley 3-10 (TD); Mason 2-5; Bray 1-2; TEAM 1-minus 2.
PASSING: (SU) - Taliaferro 17-33-2-16; Pope 1-1-0-28; TEAM 0-1-0-0. **(AU)** - Moseley 13-20-0-167 (TD).
RECEIVING: (SU) - Pope 13-90; Gates 4-70; Cephus 1-12; Hawkins 0-17. **(AU)** - Reed 4-44; Lutzenkirchen 3-46 (TD); Carr 2-59; McCalebb 2-11; Bray 2-7.

GAME 12 **#2 ALABAMA AUBURN** **42 14**
 November 26, 2011 • CBS
 Jordan-Hare Stadium (87,451) • Auburn, Ala.

Auburn got a pair of touchdowns from its defense and special teams but was held to a season-low offensive output as the Tigers fell short to No. 2 Alabama on Nov. 26, 42-14, in the 76th edition of the Iron Bowl at Jordan-Hare Stadium.

The Tigers were held to 140 yards of total offense while Alabama gained 397 yards, 213 of them on the ground. The Tide got 203 of those rushing yards on 27 carries from Trent Richardson, who led all rushers on the night. Auburn was led by Michael Dyer with 48 yards on 13 carries.

Clint Moseley was 11-for-18 through the air for 62 yards and one interception. Quan Bray was Auburn's leading receiver with five catches for 22 yards.

For Alabama, A.J. McCarron went 18-for-23 for 184 yards and three touchdowns. Brad Smelley was Alabama's top receiver with six catches for 86 yards and a touchdown.

Onterio McCalebb was a standout for the Tigers on special teams as he had three kickoff returns for 136 yards and a touchdown, his first career kickoff return for a score, on the opening kickoff of the season half.

The Crimson Tide got on the board first with a bit of trickery as McCarron, off a flea-flicker, found Kenny Bell for 41 yards to give Alabama a 7-0 lead midway through the opening quarter.

After a short punt on the next Tiger possession, Alabama took over at the Auburn 35 and capitalized on its first play as McCarron hit Smelley for 35 yards, putting the Tide ahead 14-0.

Auburn would get a huge play from its defense to get on the board with four seconds remaining in the first quarter. After a quick-kick from Moseley pinned Alabama at its own 10-yard-line, Corey Lemonier got pressure on McCarron, forcing a fumble that was recovered in the end zone by Kenneth Carter to pull the Tigers within a score at 14-7.

Alabama, however, would answer on its next possession. The Tide would put together a 12-play, 80-yard drive, capped off by a 5-yard touchdown run from Richardson to take a 21-7. The Tide would then tack on a 30-yard field goal from Jeremy Shelley late in the half, taking a 24-7 lead into halftime.

Auburn would waste no time getting the sellout crowd of 87,451 at Jordan-Hare Stadium back into the game. McCalebb returned the opening kickoff of the second half 83 yards for a touchdown to pull Auburn back within 10 points at 24-14.

Shelley added Alabama's second field goal midway through the third quarter to give the Tide a 27-14 lead that would stand until the end of the period. Then, on the third play of the fourth quarter, Alabama's Dee Milliner returned a Moseley interception 35 yards for a touchdown, and a two-point conversion made it 35-14.

The Tigers would drive deep into Alabama territory early in the fourth quarter but would turn it over on downs inside the Crimson Tide 10-yard-line. From there, Alabama would go 90 yards in five plays and take a 42-14 lead on a 15-yard run by Jalston Fowler.

SCORING SUMMARY			
Alabama	14	10	3 15 -- 42
Auburn	7	0	7 0 -- 14

UA - Bell 41 yd pass from McCarron (Shelley kick), 6:33, 1st
 UA - Smelley 35 yd pass from McCarron (Shelley kick), 4:25, 1st
 AU - Carter 0 yd fumble recovery (Parkey kick), 0:04, 1st
 UA - Richardson 5 yd pass from McCarron (Shelley kick), 9:11, 2nd
 UA - Shelley 30 yd field goal, 1:44, 2nd
 AU - McCalebb 83 yd kickoff return (Parkey kick), 14:49, 3rd
 UA - Shelley 28 yd field goal, 8:47, 3rd
 UA - Milliner 35 yd interception return (Williams pass from McCarron), 14:38, 4th
 UA - Fowler 15 yd run (Shelley kick), 6:40, 4th

TEAM STATISTICS		
First Downs	UA 19	AU 9
Rushes-Yards	35-213	35-78
Passing Yards	184	62
Comp-Att-Int	18-23-0	11-20-1
Total Plays-Yards	58-397	55-140
Punts-Avg.	3-40.3	6-41.7
Fumbles/Lost	1/1	2/1
Penalties-Yards	3-20	4-40
3rd Down Conv.	7-of-13	3-of-15
Time of Possession	31:38	28:22

INDIVIDUAL STATISTICS
RUSHING: (UA) - Richardson 27-203; Fowler 1-15 (TD); Lacy 4-6; Maze 1-1; TEAM 1-minus 2; McCarron 1-minus 10. **(AU)** - Dyer 13-48; Frazier 8-28; Mason 3-10; McCalebb 5-6; Reed 1-minus 3; Bray 1-minus 3; Moseley 4-minus 8.
PASSING: (UA) - McCarron 18-23-0-184 (3TD). **(AU)** - Moseley 11-18-1-62; Frazier 0-2-0-0.
RECEIVING: (UA) - Smelley 6-86 (TD); Maze 4-18; Bell 2-46 (TD); Gibson 2-13; Williams 2-12; Richardson 1-5 (TD); Lacy 1-4. **(AU)** - Bray 5-22; Lutzenkirchen 2-20; McCalebb 2-17; Reed 2-3.



2011 Statistics



RECORD	OVERALL	HOME	AWAY	NEUTRAL
ALL GAMES	7-5	6-1	1-4	0-0
CONFERENCE	4-4	3-1	1-3	0-0
NON-CONFERENCE	3-1	3-0	0-1	0-0

DATE	OPPONENT	W/L	SCORE	ATTEND
09/03/2011	UTAH STATE	W	42-38	85,245
09/10/2011	MISSISSIPPI STATE*	W	41-34	87,451
09/17/2011	at Clemson	L	24-38	82,000
09/24/2011	FLORIDA ATLANTIC	W	30-14	82,249
10/01/2011	at South Carolina*	W	16-13	81,767
10/08/2011	at Arkansas*	L	14-38	74,191
10/15/2011	FLORIDA*	W	17-6	87,451
10/22/2011	at LSU*	L	10-45	93,098
10/29/2011	OLE MISS*	W	41-23	85,357
11/12/2011	at Georgia*	L	7-45	92,746
11/19/2011	SAMFORD	W	35-16	85,357
11/26/2011	ALABAMA*	L	14-42	87,451

TEAM STATISTICS	AU	OPP
SCORING	291	352
Points Per Game	24.2	29.3
FIRST DOWNS	205	266
Rushing	114	131
Passing	80	119
Penalty	11	16
RUSHING YARDAGE	2097	2337
Yards gained rushing	2450	2614
Yards lost rushing	353	277
Rushing Attempts	492	501
Average Per Rush	4.3	4.7
Average Per Game	174.8	194.8
TDs Rushing	16	18
PASSING YARDAGE	1841	2532
Comp-Att-Int	152-269-13	224-354-10
Average Per Pass	6.8	7.2
Average Per Catch	12.1	11.3
Average Per Game	153.4	211.0
TDs Passing	16	21
TOTAL OFFENSE	3938	4869
Total Plays	761	855
Average Per Play	5.2	5.7
Average Per Game	328.2	405.8
KICK RETURNS: #-Yards	52-1264	25-546
PUNT RETURNS: #-Yards	20-138	10-62
INT RETURNS: #-Yards	10-175	13-231
KICK RETURN AVERAGE	24.3	21.8
PUNT RETURN AVERAGE	6.9	6.2
INT RETURN AVERAGE	17.5	17.8
FUMBLES-LOST	15-8	25-11
PENALTIES-Yards	69-611	69-514
Average Per Game	50.9	42.8
PUNTS-Yards	70-2833	56-2393
Average Per Punt	40.5	42.7
Net punt average	39.0	40.3
TIME OF POSSESSION/Game	27:41	32:19
3RD-DOWN Conversions	57/160	82/173
3rd-Down Pct	36%	47%
4TH-DOWN Conversions	5/11	8/11
4th-Down Pct	45%	73%
SACKS BY-Yards	21-112	30-190
MISC YARDS	0	0
TOUCHDOWNS SCORED	37	43
FIELD GOALS-ATTEMPTS	11-15	17-18
ON-SIDE KICKS	1-1	0-0
RED-ZONE SCORES	(26-31) 84%	(41-46) 89%
RED-ZONE TOUCHDOWNS	(19-31) 61%	(29-46) 63%
PAT-ATTEMPTS	(36-37) 97%	(39-40) 98%
ATTENDANCE	600541	423802
Games/Avg Per Game	7/85792	5/84760
Neutral Site Games		0/0

SCORE BY QUARTERS	1st	2nd	3rd	4th	OT	Total
AUBURN	107	47	68	69	0	291
Opponents	86	126	64	76	0	352

RUSHING	GP	Att	Gain	Loss	Net	Avg	TD	Long	Avg/G
Michael Dyer	12	242	1293	51	1242	5.1	10	55	103.5
Onterio McCalebb	12	102	593	61	532	5.2	4	21	44.3
Kiehl Frazier	12	60	285	13	272	4.5	1	22	22.7
Tre Mason	11	19	102	5	97	5.1	0	18	8.8
Barrett Trotter	8	31	99	69	30	1.0	0	15	3.8
Quan Bray	12	9	25	12	13	1.4	0	8	1.1
Trovon Reed	9	3	12	3	9	3.0	0	10	1.0
TEAM	3	2	0	18	-18	-9.0	0	0	-6.0
Clint Moseley	9	24	41	121	-80	-3.3	1	22	-8.9
Total	12	492	2450	353	2097	4.3	16	55	174.8
Opponents	12	501	2614	277	2337	4.7	18	92	194.8

PASSING	G	Effic	Cmp-Att-Int	Pct	Yds	TD	Lng	Avg/G
Barrett Trotter	8	125.34	81-149-6	54.4	1009	10	56	126.1
Clint Moseley	9	136.73	65-104-3	62.5	794	5	45	88.2
Kiehl Frazier	12	32.13	5-12-2	41.7	34	0	14	2.8
C.J. Uzomah	12	87.87	1-3-1	33.3	4	1	4	0.3
Ryan White	11	-200.00	0-1-1	0.0	0	0	0	0.0
Total	12	123.96	152-269-13	56.5	1841	16	56	153.4
Opponents	12	137.28	224-354-10	63.3	2532	21	65	211.0

RECEIVING	G	No.	Yds	Avg	TD	Long	Avg/G
Emory Blake	10	30	505	16.8	5	56	50.5
Onterio McCalebb	12	30	291	9.7	1	51	24.2
Philip Lutzenkirchen	11	24	238	9.9	7	32	21.6
Trovon Reed	9	21	164	7.8	0	25	18.2
Quan Bray	12	14	81	5.8	0	14	6.8
Travante Stallworth	12	13	214	16.5	1	44	17.8
Quindarius Carr	12	8	173	21.6	1	45	14.4
DeAngelo Benton	12	7	136	19.4	1	41	11.3
Brandon Fulse	12	2	12	6.0	0	13	1.0
Michael Dyer	12	2	7	3.5	0	6	0.6
Jay Wisner	11	1	20	20.0	0	20	1.8
Total	12	152	1841	12.1	16	56	153.4
Opponents	12	224	2532	11.3	21	65	211.0

PUNT RETURNS	No.	Yds	Avg	TD	Long
Quan Bray	12	96	8.0	0	24
Trovon Reed	8	42	5.2	0	9
Total	20	138	6.9	0	24
Opponents	10	62	6.2	0	22

INTERCEPTIONS	No.	Yds	Avg	TD	Long
Neiko Thorpe	3	66	22.0	0	46
Demetruce McNeal	2	43	21.5	1	43
T'Sharvan Bell	2	41	20.5	0	41
Ikeem Means	1	0	0.0	0	0
Jake Holland	1	0	0.0	0	0
Jermaine Whitehead	1	25	25.0	1	25
Total	10	175	17.5	2	46
Opponents	13	231	17.8	4	35

KICK RETURNS	No.	Yds	Avg	TD	Long
Tre Mason	24	633	26.4	1	97
Onterio McCalebb	10	320	32.0	1	83
Quan Bray	8	168	21.0	0	33
Robensen Therezie	5	112	22.4	0	36
Brandon Fulse	2	9	4.5	0	7
Craig Sanders	2	14	7.0	0	9
C.J. Uzomah	1	8	8.0	0	8
Total	52	1264	24.3	2	97
Opponents	25	546	21.8	0	36



2011 Statistics



FUMBLE RETURNS	No.	Yds	Avg	TD	Long
Corey Lemonier	1	9	9.0	0	9
Kenneth Carter	0	0	0.0	1	0
Total	1	9	9.0	1	9
Opponents	0	0	0.0	0	0

SCORING	TD	FGs	PATs					Saf	Points	
			Kick	Rush	Rcv	Pass	DXP			
Cody Parkey	0	11-15	36-37	0-0	0	0	0-0	0	0	69
Michael Dyer	10	0-0	0-0	0-0	0	0	0-0	0	0	60
Philip Lutzenkirchen	7	0-0	0-0	0-0	0	0	0-0	0	0	42
Onterio McCalebb	6	0-0	0-0	0-0	0	0	0-0	0	0	36
Emory Blake	5	0-0	0-0	0-0	0	0	0-0	0	0	30
Kiehl Frazier	1	0-0	0-0	0-0	0	0	0-0	0	0	6
Jermaine Whitehead	1	0-0	0-0	0-0	0	0	0-0	0	0	6
Clint Moseley	1	0-0	0-0	0-0	0	0	0-0	0	0	6
Kenneth Carter	1	0-0	0-0	0-0	0	0	0-0	0	0	6
Demetruc McNeal	1	0-0	0-0	0-0	0	0	0-0	0	0	6
Tre Mason	1	0-0	0-0	0-0	0	0	0-0	0	0	6
Travante Stallworth	1	0-0	0-0	0-0	0	0	0-0	0	0	6
Quindarius Carr	1	0-0	0-0	0-0	0	0	0-0	0	0	6
DeAngelo Benton	1	0-0	0-0	0-0	0	0	0-0	0	0	6
Total	37	11-15	36-37	0-0	0	0	0-0	0	0	291
Opponents	43	17-18	39-40	0-0	2	2	2-2	0	0	352

TOTAL OFFENSE	G	Plays	Rush	Pass	Total	Avg/G
Michael Dyer	12	242	1242	0	1242	103.5
Barrett Trotter	8	180	30	1009	1039	129.9
Clint Moseley	9	128	-80	794	714	79.3
Onterio McCalebb	12	102	532	0	532	44.3
Kiehl Frazier	12	72	272	34	306	25.5
Tre Mason	11	19	97	0	97	8.8
Quan Bray	12	9	13	0	13	1.1
Trovon Reed	9	3	9	0	9	1.0
C.J. Uzomah	12	3	0	4	4	0.3
TEAM	3	2	-18	0	-18	-6.0
Total	12	761	2097	1841	3938	328.2
Opponents	12	855	2337	2532	4869	405.8

FIELD GOALS	FGM-FGA	Pct.	01-19	20-29	30-39	40-49	50-59	Lg	Blk
Cody Parkey	11-15	73.3	0-0	1-1	5-6	5-8	0-0	43	0

FG SEQUENCE	Auburn	OPPONENTS
Utah State	-	(34)
Mississippi State	(43), (37)	(27), (32)
Clemson	(38)	(38)
Florida Atlantic	(41), (31), (37), 47	(39), (43)
South Carolina	(21)	-
Arkansas	-	34, (36)
Florida	45, 42, (42)	(47), (25)
LSU	(42)	(36)
Ole Miss	(40), (31)	(39)
Georgia	-	(26)
Samford	32	(40), (28), (37)
Alabama	-	(30), (28)

Numbers in (parentheses) indicate field goal was made.

PUNTING	No.	Yds	Avg	Long	TB	FC	I20	Blkd
Steven Clark	69	2794	40.5	58	2	34	32	0
Clint Moseley	1	39	39.0	39	0	0	1	0
Total	70	2833	40.5	58	2	34	33	0
Opponents	56	2393	42.7	67	0	15	16	0

KICKOFFS	No.	Yds	Avg	TB	OB	Retn	Net	YdLn
Cody Parkey	59	4058	68.8	34	0			
Total	59	4058	68.8	34	0	546	48.0	22
Opponents	71	4422	62.3	14	3	1264	40.5	29

ALL PURPOSE	G	Rush	Rec	PR	KOR	IR	Tot	Avg/G
Michael Dyer	12	1242	7	0	0	0	1249	104.1
Onterio McCalebb	12	532	291	0	320	0	1143	95.2
Tre Mason	11	97	0	0	633	0	730	66.4
Emory Blake	10	0	505	0	0	0	505	50.5
Quan Bray	12	13	81	96	168	0	358	29.8
Kiehl Frazier	12	272	0	0	0	0	272	22.7
Philip Lutzenkirchen	11	0	238	0	0	0	238	21.6
Trovon Reed	9	9	164	42	0	0	215	23.9
Travante Stallworth	12	0	214	0	0	0	214	17.8
Quindarius Carr	12	0	173	0	0	0	173	14.4
DeAngelo Benton	12	0	136	0	0	0	136	11.3
Robensen Therезie	12	0	0	0	112	0	112	9.3
Neiko Thorpe	12	0	0	0	0	66	66	5.5
Demetruc McNeal	12	0	0	0	0	43	43	3.6
T'Sharvan Bell	10	0	0	0	0	41	41	4.1
Barrett Trotter	8	30	0	0	0	0	30	3.8
Jermaine Whitehead	12	0	0	0	0	25	25	2.1
Brandon Fulse	12	0	12	0	9	0	21	1.8
Jay Wisner	11	0	20	0	0	0	20	1.8
Craig Sanders	12	0	0	0	14	0	14	1.2
C.J. Uzomah	12	0	0	0	8	0	8	0.7
TEAM	3	-18	0	0	0	0	-18	-6.0
Clint Moseley	9	-80	0	0	0	0	-80	-8.9
Total	12	2097	1841	138	1264	175	5515	459.6
Opponents	12	2337	2532	62	546	231	5708	475.7



2011 Statistics



Defensive Statistics

DEFENSIVE LEADERS	GP	-----Tackles-----			TFL/Yds	-Sacks- No-Yards	-----Pass Def-----			----Fumbles----		Blkd Kick	Saf
		Solo	Ast	Total			Int-Yds	BrUp	QBH	Rcv-Yds	FF		
25 Daren Bates	12	54	42	96	7.0-25	2.5-15	.	3	9	1-0	.	.	.
15 Neiko Thorpe	12	43	51	94	0.5-1	.	3-66	5	.	1-0	.	.	.
12 Demetruce McNeal	12	41	29	70	1.0-4	.	2-43	2	.	.	2	.	.
21 Eltoro Freeman	11	31	23	54	9.5-30	3.0-9	.	2	2	2-0	2	.	.
11 Chris Davis	10	27	25	52	.	.	.	3
22 T'Sharvan Bell	10	35	10	45	2.0-5	1.0-4	2-41	7	.	.	1	.	.
55 Corey Lemonier	12	25	19	44	13.5-79	9.5-66	.	.	15	1-9	5	1	.
5 Jake Holland	10	24	17	41	3.5-14	.	1-0	1	4	.	1	.	.
35 Jonathan Evans	9	19	19	38	1.0-1
94 Nosa Eguae	12	23	15	38	6.0-15	.	.	1	12	1-0	.	.	.
32 Jermaine Whitehead	12	20	9	29	1.5-10	.	1-25	3
14 Erique Florence	12	16	7	23	1.0-1	1.0-1	.	1	.	.	1	.	.
54 Jeffrey Whitaker	12	16	7	23	1.5-3	.	.	.	3	1-0	1	.	.
6 Jonathon Mincy	12	20	3	23	.	.	.	2	.	1-0	.	.	.
38 Jawara White	10	10	13	23	2.5-4
24 Ryan Smith	12	13	8	21	1.5-2
92 Kenneth Carter	12	9	12	21	0.5-0	.	.	.	2	1-0	.	.	.
19 Ryan White	11	13	4	17	.	.	.	3
27 Robensen Therezie	12	10	5	15	.	.	.	1
13 Craig Sanders	12	8	4	12	4.0-16	1.0-5	.	.	3	.	1	.	.
90 Gabe Wright	12	5	6	11	2.0-7	.	.	.	3	.	1	.	.
96 Devaunte Sigler	12	6	4	10	1.5-3	1.0-3	.	.	1
26 Justin Garrett	7	6	3	9	1.0-1	.	.	.	1
58 Harris Gaston	10	5	3	8
10 LaDarius Owens	5	4	4	8	2.5-8	1.0-6	.	.	1
95 Dee Ford	4	6	1	7	2.0-4	1.0-3	.	.	4
98 Angelo Blackson	12	2	4	6	1.5-3
74 Jamar Travis	12	3	1	4	1.0-1	.	.	.	2
61 Josh Harris	12	1	2	3
89 Jaylon Denson	12	2	.	2
52 Justin Delaine	2	.	2	2	0.5-1
75 Brandon Mosley	12	2	.	2
28 Jonathan Rose	7	2	.	2
43 Philip Lutzenkirchen	11	2	.	2	1-0	1	.	.
16 Ikeem Means	12	.	1	1	.	.	1-0	.	.	1-0	.	.	.
77 A.J. Greene	12	.	1	1
8 Anthony Morgan	4	1	.	1
14 Barrett Trotter	8	1	.	1
4 Quan Bray	12	1	.	1
23 Onterio McCalebb	12	.	1	1
91 Joel Bonomolo	7	1	.	1
56 Ashton Richardson	5	1
Total	12	507	355	862	68-238	21-112	10-175	34	63	11-9	16	1	.
Opponents	12	505	298	803	90.0-326	30-190	13-231	15	54	8-0	7	.	.

Special Teams Tackles

SPECIAL TEAMS	-----Tackles-----			SPECIAL TEAMS	-----Tackles-----		
	Solo	Ast	Total		Solo	Ast	Total
15 Neiko Thorpe	2	3	5	8 Anthony Morgan	1	0	1
27 Robenson Therezie	3	1	4	10 LaDarius Owens	1	0	1
35 Jonathan Evans	2	1	3	19 Ryan White	1	0	1
12 Demetruce McNeal	2	1	3	27 Robensen Therezie	0	1	1
32 Jermaine Whitehead	2	1	3	16 Ikeem Means	0	1	1
61 Josh Harris	1	2	3	74 Jamar Travis	0	1	1
22 T'Sharvan Bell	2	0	2	38 Jawara White	0	1	1
89 Jaylon Denson	2	0	2				
13 Craig Sanders	2	0	2				
11 Chris Davis	1	1	2				
91 Joel Bonomolo	1	0	1				
14 Erique Florence	1	0	1				



2011 Scoring Summaries



Plays	Yards	TOP	Qtr	Scoring Play
UTAH STATE				
3	61	1:31	1	E. Blake 56-yard pass from B. Trotter
-	-	---	2	T. Mason 97-yard kickoff return
11	65	3:46	3	M. Dyer 11-yard rush
7	72	2:55	3	T. Stallworth 39-yard pass from B. Trotter
8	56	1:37	4	P. Lutzenkirchen 15-yard pass from B. Trotter
8	55	2:45	4	M. Dyer 1-yard rush
MISSISSIPPI STATE				
4	36	0:58	1	M. Dyer 35-yard rush
-	-	---	1	D. McNeal 43-yard interception return
5	54	1:59	2	E. Blake 46-yard pass from B. Trotter
6	59	1:50	2	M. Dyer 2-yard rush
5	54	0:35	2	C. Parkey 43-yard field goal
6	30	2:47	3	C. Parkey 37-yard field goal
10	92	4:22	4	P. Lutzenkirchen 10-yard pass from B. Trotter
CLEMSON				
2	69	0:25	1	M. dyer 52-yard rush
6	54	2:03	1	E. Blake 36-yard pass from B. Trotter
16	90	5:57	2	M. Dyer 1-yard rush
8	62	3:01	3	C. Parkey 38-yard field goal
FLORIDA ATLANTIC				
11	60	4:06	1	E. Blake 10-yard pass from B. Trotter
10	46	3:26	1	C. Parkey 41-yard field goal
-	-	---	3	J. Whitehead 25-yard interception return
5	66	1:32	3	O. McCalebb 51-yard pass from B. Trotter
4	5	0:49	3	C. Parkey 31-yard field goal
11	41	4:01	3	C. Parkey 37-yard field goal
SOUTH CAROLINA				
10	47	3:04	1	C. Parkey 21-yard field goal
11	75	3:18	2	M. Dyer 1-yard rush
12	57	3:49	4	P. Lutzenkirchen 9-yard pass from B. Trotter
ARKANSAS				
5	80	1:59	1	M. Dyer 55-yard rush
9	47	3:14	1	K. Frazier 7-yard rush
FLORIDA				
3	32	1:17	1	D. Benton 25-yard pass from B. Trotter
7	66	3:14	4	O. McCalebb 14-yard rush
6	22	2:28	4	C. Parkey 42-yard field goal
LSU				
9	41	3:35	1	C. Parkey 42-yard field goal
10	86	5:51	4	O. McCalebb 2-yard rush
OLE MISS				
6	40	2:12	1	P. Lutzenkirchen 13-yard pass from C. Moseley
7	92	2:41	1	Q. Carr 45-yard pass from C. Moseley
5	15	2:26	2	C. Parkey 40-yard field goal
8	66	3:53	3	E. Blake 25-yard pass from C. Moseley
6	70	2:47	3	M. Dyer 4-yard rush
4	8	2:07	4	C. Parkey 31-yard field goal
9	58	5:07	4	P. Lutzenkirchen 4-yard pass from C. Moseley

Plays	Yards	TOP	Qtr	Scoring Play
GEORGIA				
8	76	2:40	1	P. Lutzenkirchen 4-yard pass from C. Uzomah
SAMFORD				
9	55	3:29	1	P. Lutzenkirchen 32-yard pass from C. Moseley
10	60	4:24	2	O. McCalebb 10-yard rush
9	75	3:57	3	M. Dyer 5-yard rush
4	37	1:54	4	C. Moseley 22-yard rush
6	45	3:02	4	O. McCalebb 10-yard rush
ALABAMA				
-	-	-	-	K. Carter fumble recovery
-	-	-	-	O. McCalebb 85-yard kickoff return

Average Scoring Drive: Plays: 6.9 Yards: 51.7 Time: 2:44

Miscellaneous Statistics

Average Time of Possession (by Quarter)

	1	2	3	4	Total
AUBURN	7:00	6:19	7:21	7:00	27:41
Opponents	7:59	8:40	7:38	7:59	32:18

Third Down Conversions (by Quarter)

	1	2	3	4/OT	Total
AUBURN	21-45	11-39	12-39	13-37	57-160
Pct.	46.7	28.2	30.8	35.1	35.6
Opponents	22-45	23-47	16-37	21-44	82-173
Pct.	48.9	48.9	43.2	47.7	47.4

Third Down Conversions (by Yardage)

	1-3	4-6	7-10	11+	Total
AUBURN	18 of 37	17 of 35	13 of 46	9 of 42	57 of 160
Pct.	48.6	48.6	28.2	21.4	35.6
Opponents	30 of 43	24 of 42	20 of 54	8 of 34	82 of 173
Pct.	69.8	57.1	37.0	23.5	47.4

Turnovers

Takeaways — 21, Giveaways — 21
 Difference — Even
 Points Off TOs — AU 57, Opp. 68
 Points Off TOs/Game — AU 4.8, Opp. 5.7

Kickoffs

Kickoffs — 59
 Parkey — 59 KO, 34 TB, 0 OB
 Touchbacks — 34
 Out of Bounds — 0
 Opp. Returns — 25 for 546 yards (21.8)
 On-side kicks — 1-for-1

Red Zone

AU Scores/Times in Red Zone: 26/31 (.839)
 AU TDs/Times in Red Zone: 19/31 (.630)
 Scores (26): 19 TD, 7 FG
 Non-Scores (4): 0 Half, 1 FGA, 3 INT, 1 Downs, 0 Half
 Opp. Scores/Times in Red Zone: 41/46 (.891)
 Opp. TDs/Times in Red Zone: 29/46 (.633)
 Scores (41): 29 TD, 12 FG
 Non-Scores (5): 0 INT, 1 FGA, 0 Fumble, 2 Downs, 2 Half



Game-By-Game Stats



Game	Score	First Downs Tot Ru-Pa-Pe	Rushing No-Yds-TD	Passing C-A-I Yds TD	Total Off. PI-Yds	Punts No-Avg	Fum. F/L	Penalties No-Yds	3rd Dns	Time of Poss
Utah State	38	27 14-12-1	53-227-5	22-31-0 221 0	84-448	3-50.0	0/0	6-38	10-17	37:41
at Auburn	42	17 6-11-0	30-78-2	18-24-0 286 3	54-364	4-43.5	1/0	7-60	3-9	22:19
Mississippi State	34	31 19-11-1	63-333-2	21-34-1 198 1	97-531	6-240	2/0	10-75	11-20	36:07
at Auburn	41	21 12-6-3	36-235-2	16-23-1 146 2	59-381	6-274	1/0	7-85	4-12	23:53
at Clemson	38	32 12-19-1	50-239-1	30-42-0 386 4	92-624	3-138	1/1	6-50	14-18	36:15
Auburn	24	19 9-8-2	38-237-2	12-25-1 198 1	63-435	6-248	0/0	5-40	5-13	23:45
Florida Atlantic	14	20 8-11-1	34-108-0	21-32-3 199 1	66-307	4-40.0	5/0	6-51	6-14	33:46
at Auburn	30	16 7-8-1	33-137-0	16-29-1 178 2	62-315	3-46.3	2/0	4-25	7-15	26:14
at South Carolina	13	13 7-5-1	29-129-1	9-23-2 160 1	52-289	7-41.6	3/2	7-55	2-10	24:13
Auburn	16	22 15-7-0	67-246-1	12-25-4 112 1	92-358	7-37.9	0/0	5-55	11-22	35:47
at Arkansas	38	17 5-12-0	31-176-3	24-36-0 262 2	67-438	7-44.4	2/1	4-26	5-16	27:17
Auburn	14	18 13-4-1	52-291-2	9-25-3 104 0	77-395	9-40.0	0/0	11-105	6-17	32:43
Florida	6	14 3-7-4	30-66-0	15-29-1 128 0	59-194	7-46.1	5/2	6-40	3-13	30:33
at Auburn	17	13 8-4-1	43-155-1	7-16-0 123 1	59-278	9-39.2	0/0	7-79	1-13	29:27
at LSU	45	23 10-9-4	36-174-2	16-23-0 219 3	59-393	4-51.2	0/0	5-60	3-8	30:35
Auburn	10	18 6-9-3	34-87-1	14-24-1 161 0	58-248	7-35.1	2/1	7-51	4-12	29:25
Ole Miss	23	21 13-8-0	44-220-2	16-28-1 162 1	72-382	5-38.0	2/2	6-29	7-15	28:58
at Auburn	41	20 12-8-0	50-254-1	12-15-0 160 4	65-414	3-35.7	3/2	4-20	5-11	31:02
at Georgia	45	30 21-9-0	56-304-1	14-18-0 224 4	74-528	1-17.0	4/2	8-60	12-15	40:55
Auburn	7	9 3-6-0	25-51-0	12-23-1 144 1	48-195	5-41.0	2/2	3-14	3-11	19:05
Samford	16	19 11-7-1	40-149-0	18-35-2 189 1	75-338	6-39.7	0/0	2-10	2-14	29:46
at Auburn	35	23 16-7-0	49-248-4	13-20-0 167 1	69-415	4-43.2	2/2	5-37	5-10	30:14
Alabama	42	19 8-9-2	35-213-1	18-23-0 184 3	58-397	3-40.3	1/1	3-20	7-13	31:38
at Auburn	14	9 7-2-0	35-78-0	11-20-1 62 0	55-140	6-41.7	2/1	4-40	3-15	28:22

2011 Starting Lineups Offense

	WR	WR	LT	LG	C	RG	RT	WR	TE	QB	RB
UTAH STATE	Carr	Stallworth	Mosley	Cooper	Dismukes	Sullen	Slade	Morgan (RB)	Lutzenkirchen	Trotter	McCalebb
MISSISSIPPI STATE	Carr	Stallworth	Mosley	Cooper	Dismukes	Slade	Greene	Blake	Lutzenkirchen	Trotter	McCalebb
at Clemson	Carr	Reed	Mosley	Cooper	Dismukes	Sullen	Greene	Blake	Lutzenkirchen	Trotter	McCalebb
FLORIDA ATLANTIC	Carr	Stallworth	Greene	Cooper	Dismukes	Slade	Mosley	Blake	Fulse	Trotter	McCalebb
at South Carolina	Carr	Wisner	Greene	Cooper	Dismukes	Sullen	Mosley	Fulse (TE)	Lutzenkirchen	Trotter	Dyer
at Arkansas	Carr	Stallworth	Greene	Cooper	Dismukes	Sullen	Mosley	McCalebb (RB)	Lutzenkirchen	Trotter	Dyer
FLORIDA	Carr	Wisner	Greene	Slade	Dismukes	Sullen	Mosley	Benton	Bray (WR)	Trotter	Dyer
at LSU	Carr	Wisner	Greene	Slade	Dismukes	Sullen	Mosley	Benton	Lutzenkirchen	Moseley	McCalebb
OLE MISS	Reed	Wisner	Greene	Slade	Dismukes	Sullen	Mosley	Blake	Lutzenkirchen	Moseley	Dyer
at Georgia	Stallworth	Wisner	Greene	Slade	Dismukes	Sullen	Mosley	Blake	Lutzenkirchen	Moseley	Dyer
SAMFORD	Carr	Wisner	Greene	Slade	Dismukes	Sullen	Mosley	Blake	Lutzenkirchen	Moseley	McCalebb
ALABAMA	Bray	Stallworth	Greene	Slade	Dismukes	Sullen	Mosley	Blake	Lutzenkirchen	Moseley	Dyer

Defense

	LE	DT	DT	RE	LB/CB	LB	LB	CB	S	S	CB
UTAH STATE	Lemonier	Whitaker	Carter	Eguae	Evans	Holland	Bates	Davis	Thorpe	McNeal	Bell
MISSISSIPPI STATE	Lemonier	Whitaker	Carter	Eguae	Davis	Holland	Bates	White	Thorpe	McNeal	Bell
at Clemson	Lemonier	Whitaker	Carter	Eguae	Davis	Holland	Bates	White	Thorpe	McNeal	Bell
FLORIDA ATLANTIC	Lemonier	Whitaker	Carter	Eguae	J. White	Holland	Bates	Mincy	Thorpe	McNeal	Bell
at South Carolina	Lemonier	Whitaker	Carter	Eguae	Evans	Holland	Bates	Mincy	Thorpe	McNeal	Bell
at Arkansas	Lemonier	Whitaker	Carter	Eguae	Evans	Holland	White	Davis	Thorpe	McNeal	Bell
FLORIDA	Lemonier	Whitaker	Carter	Eguae	Evans	Freeman	Bates	Davis	Thorpe	McNeal	Bell
at LSU	Lemonier	Whitaker	Carter	Eguae	Evans	Freeman	Bates	Davis	Thorpe	McNeal	Bell
OLE MISS	Lemonier	Whitaker	Wright	Eguae	Evans	Freeman	Bates	Davis	Thorpe	McNeal	Bell
at Georgia	Lemonier	Whitaker	Wright	Eguae	Evans	Freeman	Bates	Davis	Thorpe	Smith	Bell
SAMFORD	Lemonier	Whitaker	Wright	Eguae	Garrett	Freeman	Bates	Davis	Thorpe	McNeal	Mincy
ALABAMA	Lemonier	Whitaker	Carter	Eguae	Evans	Freeman	Bates	Davis	Thorpe	McNeal	Whitehead



Game-By-Game Stats



Rushing

<u>No.-Yds. TD</u>	<u>#4 Bray</u>	<u>#5 Dyer</u>	<u>#10 Frazier</u>	<u>#21 Mason</u>	<u>#23 McCalebb</u>	<u>#15 Mosley</u>	<u>#14 Trotter</u>
UTAH STATE	---	14-57, 2	---	1-2, 0	9-44, 0	---	5- -9, 0
MISSISSIPPI STATE	---	18-150, 2	---	3-14, 0	11-68, 0	---	4-11, 0
at Clemson	1-8, 0	16-151, 2	1-3, 0	4-15, 0	10-34, 0	---	4-14, 0
FLORIDA ATLANTIC	4- -6, 0	14-68, 0	3-30, 0	1-3, 0	4-17, 0	---	7-25, 0
at South Carolina	---	41-141, 1	9-48, 0	---	9-58, 0	---	8- -1, 0
at Arkansas	---	21-117, 1	13-54, 1	3-30, 0	13-91, 0	---	2-4, 0
FLORIDA	---	23-73, 0	8-41, 0	---	10-43, 1	1-4, 0	1- -6, 0
at LSU	1-8, 0	12-60, 0	9-31, 0	---	3-32, 1	9- -44, 0	---
OLE MISS	1-4, 0	27-177, 1	4-8, 0	2-18, 0	15-61, 0	1- -14, 0	---
at Georgia	---	13-48, 0	1-1, 0	---	5-30, 0	6- -28, 0	---
SAMFORD	1-2, 0	30-157, 1	4-28, 0	2-5, 0	8-48, 2	3-10, 1	---
ALABAMA	1- -3, 0	13-48, 0	8-28, 0	3-10, 0	5-6, 0	4- -8, 0	---

Receiving

<u>No.-Yds. TD</u>	<u>#3 Benton</u>	<u>#80 Blake</u>	<u>#4 Bray</u>	<u>#9 Carr</u>	<u>#5 Dyer</u>	<u>#11 Fulse</u>	<u>#43 Lutzenkirchen</u>
UTAH STATE	---	3-95, 1	---	---	---	---	2-22, 1
MISSISSIPPI STATE	---	7-108, 1	---	---	---	---	3-18, 1
at Clemson	1-41, 0	1-36, 1	---	1-2, 0	---	---	---
FLORIDA ATLANTIC	---	5-78, 1	1-0, 0	1-5, 0	---	2-12, 0	---
at South Carolina	1-15, 0	3-16, 0	1-6, 0	1-7, 0	1-6, 0	---	1-9, 0
at Arkansas	1-5, 0	---	1-3, 0	1-13, 0	---	---	2-11, 0
FLORIDA	2-33, 1	---	---	1-42, 0	---	---	3-48, 0
at LSU	2-42, 0	---	2-22, 0	---	---	---	3-23, 0
OLE MISS	---	5-71, 1	1-11, 0	1-45, 1	1-1, 0	---	3-27, 2
at Georgia	---	6-101, 0	1-10, 0	---	---	---	2-14, 1
SAMFORD	---	---	2-7, 0	2-59, 0	---	---	3-46, 1
ALABAMA	---	---	2-22, 0	---	---	---	2-20, 0

Receiving

<u>No.-Yds. TD</u>	<u>#23 McCalebb</u>	<u>#1 Reed</u>	<u>#85 Stallworth</u>	<u>#84 Wisner</u>
UTAH STATE	5-43, 0	4-33, 0	4-93, 1	---
MISSISSIPPI STATE	4-24, 0	1-0, 0	1, -4, 0	---
at Clemson	1-17, 0	3-31, 0	5-71, 0	---
FLORIDA ATLANTIC	2-56, 1	5-27, 0	---	---
at South Carolina	3-33, 0	---	---	1-20, 0
at Arkansas	3-28, 0	---	1-44, 0	---
FLORIDA	1-0, 0	---	---	---
at LSU	3-38, 0	2-26, 0	2-10, 0	---
OLE MISS	1-5, 0	---	---	---
at Georgia	3-19, 0	---	---	---
SAMFORD	2-11, 0	4-44, 0	---	---
ALABAMA	2-17, 0	2-3, 0	---	---

Passing

<u>C-A-Yds-Int. TD</u>	<u>#14 Trotter</u>	<u>#15 Moseley</u>
UTAH STATE STATE	17-23-261-0, 3	1-1-25-0, 0
MISSISSIPPI STATE	16-23-146-1, 2	---
at Clemson	12-25-198-1, 1	---
FLORIDA ATLANTIC	16-28-178-1, 2	---
at South Carolina	12-23-112-2, 1	---
at Arkansas	6-19-81-1, 0	1-1-5-0, 0
FLORIDA	2-8-33-0, 1	4-7-90-0, 0
at LSU	---	12-20-145-1, 0
OLE MISS	---	12-15-160-0, 4
at Georgia	---	11-22-140-1, 0
SAMFORD	---	13-20-167-0, 1
ALABAMA	---	11-18-62-1, 0

Field Goals

<u>Made. (Missed)</u>	<u>#36 Parkey</u>
UTAH STATE	---
MISSISSIPPI STATE	43, 37
at Clemson	38
FLORIDA ATLANTIC	41, 31, 37, (47)
at South Carolina	21
at Arkansas	---
FLORIDA	(45), (42), 42
at LSU	(42)
OLE MISS	(40), (31)
at Georgia	---
SAMFORD	32
ALABAMA	---

Punting

<u>No.-Avg. In 20</u>	<u>#30 Clark</u>
UTAH STATE	5-42.6, 1
MISSISSIPPI STATE	6-45.7, 4
at Clemson	6-41.3, 4
FLORIDA ATLANTIC	3-46.3, 0
at South Carolina	7-37.9, 5
at Arkansas	9-40.0, 6
FLORIDA	9-39.2, 2
at LSU	7-35.1, 3
OLE MISS	3-35.7, 0
at Georgia	5-41.0, 2
SAMFORD	4-43.2, 3
ALABAMA	5-42.2, 2



Game-By-Game Stats



Defensive Linemen

<u>Solo+Ast=Total</u>	<u>#92 Carter</u>	<u>#94 Eguae</u>	<u>#95 Ford</u>	<u>#55 Lemonier</u>	<u>#13 Sanders</u>	<u>#74 Travis</u>	<u>#54 Whitaker</u>	<u>#90 Wright</u>
UTAH STATE	3+2=5	0+3=3	3+0=3	1+2=3	---	1+0=1	0+2=2	---
MISSISSIPPI STATE	3+1=4	6+3=9	2+1=3	3+2=5	0+1=1	0+1=1	2+1=3	---
at Clemson	0+2=2	5+0=5	1+0=1	---	---	---	---	1+0=1
FLORIDA ATLANTIC	---	---	---	6+0=6	2+0=2	2+0=2	2+0=2	---
at South Carolina	1+1=2	2+0=2	---	2+0=2	0+1=1	---	2+0=2	---
at Arkansas	0+1=1	1+2=3	---	2+2=4	---	---	1+0=1	1+0=1
FLORIDA	1+0=1	2+0=2	---	6+0=6	---	---	2+0=2	---
at LSU	0+1=1	0+1=1	---	0+5=5	1+0=1	---	---	0+1=1
OLE MISS	---	0+2=2	---	0+3=3	2+0=2	---	2+2=3	0+1=1
at Georgia	0+1=1	0+2=2	---	2+4=6	0+1=1	---	3+1=4	1+3=4
SAMFORD	0+1=1	5+0=5	---	---	---	---	1+0=1	2+1=3
ALABAMA	1+2=3	2+2=4	---	3+1=4	---	---	1+2=3	---

Linebackers

<u>Solo+Ast=Total</u>	<u>#25 Bates</u>	<u>#35 Evans</u>	<u>#21 Freeman</u>	<u>#26 Garrett</u>	<u>#58 Gaston</u>	<u>#5 Holland</u>	<u>#10 Owens</u>	<u>#38 J. White</u>
UTAH STATE	4+3=7	7+7=14	---	1+0=1	1+2=3	4+7=11	---	0+1=1
MISSISSIPPI STATE	4+8=12	0+1=1	1+3=4	---	---	4+1=5	0+1=1	0+1=1
at Clemson	6+4=10	---	0+2=2	1+0=1	---	5+2=7	---	---
FLORIDA ATLANTIC	4+0=4	---	---	---	3+1=4	2+1=3	2+1=3	3+0=3
at South Carolina	5+0=5	1+0=1	2+0=2	---	---	4+2=6	1+1=2	1+1=2
at Arkansas	4+3=7	2+2=4	4+3=7	---	1+0=1	0+2=2	1+1=2	0+1=1
FLORIDA	3+1=4	3+0=3	2+1=3	---	---	3+0=3	---	---
at LSU	1+8=9	0+3=3	2+6=8	---	---	0+2=2	---	1+5=6
OLE MISS	1+3=4	1+2=3	9+2=11	1+0=1	---	---	---	5+4=9
at Georgia	8+4=12	3+3=6	5+3=8	0+1=1	---	---	---	---
SAMFORD	8+4=12	---	3+2=5	3+2=5	---	2+0=2	---	---
ALABAMA	6+4=10	2+1=3	3+1=4	---	---	---	---	---

Defensive Backs

<u>Solo+Ast=Total</u>	<u>#22 Bell</u>	<u>#11 Davis</u>	<u>#14 Florence</u>	<u>#12 McNeal</u>	<u>#6 Mincy</u>	<u>#24 Smith</u>	<u>#15 Thorpe</u>	<u>#19 R. White</u>
UTAH STATE	4+0=4	3+3=6	0+1=1	1+7=8	---	---	7+2=9	1+1=2
MISSISSIPPI STATE	6+2=8	5+2=7	2+0=2	5+3=8	3+0=3	1+0=1	4+7=11	4+0=4
at Clemson	7+1=8	4+0=4	1+0=1	7+1=8	4+1=5	2+1=3	8+8=16	3+2=5
FLORIDA ATLANTIC	5+0=5	---	---	3+1=4	0+2=2	1+0=1	3+1=4	4+1=5
at South Carolina	1+0=1	---	1+0=1	5+3=8	1+0=1	---	0+1=1	---
at Arkansas	1+1=2	0+4=4	0+2=2	1+1=2	1+0=1	2+1=3	3+3=6	---
FLORIDA	3+1=4	5+0=5	---	4+1=5	1+0=1	---	2+1=3	1+0=1
at LSU	1+3=4	1+6=7	2+1=3	2+5=7	1+0=1	1+0=1	2+12=14	---
OLE MISS	3+1=4	5+1=6	2+0=2	1+1=2	1+0=1	1+1=2	2+3=5	---
at Georgia	4+1=5	2+4=6	2+1=3	2+5=7	---	2+3=5	8+4=12	---
SAMFORD	---	0+3=3	6+1=7	5+0=5	2+0=2	1+1=2	2+2=4	---
ALABAMA	---	2+2=4	0+1=1	5+1=6	6+0=6	2+1=3	4+5=9	---

Others

<u>Solo+Ast=Total</u>	<u>#98 Blackson</u>	<u>#91 Bonomolo</u>	<u>#52 Delaine</u>	<u>#16 Means</u>	<u>#28 Rose</u>	<u>#96 Sigler</u>	<u>#27 Therezie</u>	<u>#3 Whitehead</u>
UTAH STATE	1+2=3	---	0+2=2	---	---	0+1=1	---	---
MISSISSIPPI STATE	---	---	---	0+1=1	---	2+1=3	0+1=1	0+1=1
at Clemson	1+0=1	---	---	---	---	1+0=1	1+0=1	2+0=2
FLORIDA ATLANTIC	---	1+0=1	---	---	---	1+0=1	5+0=5	1+0=1
at South Carolina	---	---	---	---	---	---	---	3+0=3
at Arkansas	---	---	---	---	---	0+1=1	1+0=1	4+4=8
FLORIDA	---	---	---	---	---	1+0=1	---	2+1=3
at LSU	0+1=1	---	---	---	---	0+1=1	1+2=3	1+1=2
OLE MISS	---	---	---	---	2+0=2	---	2+0=2	1+1=2
at Georgia	---	---	---	---	---	---	0+2=2	0+1=1
SAMFORD	0+1=1	---	---	---	---	1+0=1	---	5+0=5
ALABAMA	---	---	---	---	---	---	---	1+0=1



2011 Player Participation



Player	Pos.	2011 Games Played	2011 Starts	Career Games Played	Career Starts	Consec. Career Starts
Daren Bates	LB	12	11	37	33	6
T'Sharvan Bell	DB	10	10	34	13	-
DeAngelo Benton	WR	12	2	33	2	-
Angelo Blackson	DL	12	-	12	-	-
Emory Blake	WR	10	7	35	14	4
Joel Bonomolo	DE	7	-	7	-	-
Chandler Brooks	K	2	-	2	-	-
Sam Brown	WR	1	-	1	-	-
Blake Burgess	OL	12	-	26	-	-
Quan Bray	WR	12	2	12	2	1
Quindarius Carr	WR	12	9	51	12	-
Kenneth Carter	DL	12	9	20	9	1
Steven Clark	P	12	-	17	-	-
Drew Cole	DB	5	-	30	-	-
Jared Cooper	OL	6	6	39	6	-
Chris Davis	DB	10	10	24	10	7
Justin Delaine	DE	1	-	1	-	-
Jaylon Denson	WR	12	-	12	-	-
Reese Dismukes	OL	12	12	12	12	12
Michael Dyer	RB	12	6	26	14	1
Nosa Eguae	DE	12	12	26	23	23
Jonathan Evans	LB	9	8	35	10	1
Tunde Fariyike	OL	12	-	12	-	-
Trent Fisher	DB	8	-	8	-	-
Erique Florence	DB	12	-	12	-	-
Dee Ford	DE	3	-	29	1	-
Kiehl Frazier	QB	11	-	11	-	-
Eltoro Freeman	LB	11	6	32	18	6
Brandon Fulse	TE	12	2	12	2	-
Justin Garrett	LB	7	1	7	1	-
Harris Gaston	LB	10	-	23	-	-
A.J. Greene	OL	12	11	18	14	11
Garrett Harper	WR	7	-	7	-	-
Josh Harris	DS	12	-	39	-	-
Jake Holland	LB	10	6	19	6	-
Davis Hooper	RB	-	-	6	-	-
Chris Humphries	DL	11	-	31	-	-
Bobby Ingalls	OL	3	-	3	-	-
Corey Lemonier	DE	12	12	26	13	12
Philip Lutzenkirchen	TE	11	10	37	15	5
Eric Mack	OL	3	-	3	-	-
Tre Mason	RB	11	-	11	-	-
Onterio McCalebb	RB	12	7	37	13	1
Demetruce McNeal	DB	12	11	25	11	2
Ikeem Means	DB	12	-	38	-	-
Jonathan Mincy	DB	12	3	12	3	-
Anthony Morgan	RB	4	1	24	1	-
Clint Moseley	QB	9	5	10	5	5
Brandon Mosley	OL	12	12	26	23	23
LaDarius Owens	DE	5	-	5	-	-
Cody Parkey	K	12	-	19	-	-
Ladarious Phillips	RB	9	-	9	-	-
Ryan Preston	OL	1	-	1	-	-
Trovon Reed	WR	9	2	10	2	-
Ashton Richardson	LB	5	-	23	-	-
Jonathan Rose	DB	7	-	7	-	-
Craig Sanders	DE	12	-	25	-	-
Devaunte Sigler	DL	12	-	12	-	-
Chad Slade	OL	12	9	12	9	6
Ryan Smith	DB	12	1	26	1	-
Travante Stallworth	WR	12	6	27	6	1

Player	Pos.	2011 Games Played	2011 Starts	Career Games Played	Career Starts	Consec. Career Starts
John Sullen	OL	11	10	37	11	8
Robenson Therezie	DB	12	-	12	-	-
Neiko Thorpe	S	12	12	50	39	21
Jamar Travis	DL	12	-	36	-	-
Barrett Trotter	QB	7	7	12	7	-
C.J. Uzomah	WR	12	-	12	-	-
Jeffrey Whitaker	DL	12	12	26	12	12
Jawara White	LB	10	2	10	2	-
Ryan White	DB	11	2	18	2	-
Jermaine Whitehead	DB	12	1	12	1	1
Jay Wisner	WR	11	6	28	8	-
Gabe Wright	DL	11	3	11	3	-

Top Ten Career Games Played (Active)

1. Quindarius Carr	51
2. Neiko Thorpe	50
3. Jared Cooper	39
Josh Harris	39
5. Ikeem Means	38
6. Daren Bates	37
Philip Lutzenkirchen	37
Onterio McCalebb	37
John Sullen	37
10. Jamar Travis	36

Top Ten Career Games Started (Active)

1. Neiko Thorpe	39
2. Daren Bates	33
3. Nosa Eguae	23
Brandon Mosley	23
5. Eltoro Freeman	18
6. Philip Lutzenkirchen	15
7. Emory Blake	14
Michael Dyer	14
A.J. Greene	14
10. T'Sharvan Bell	13
Onterio McCalebb	13

Top Five Consecutive Starts (Active)

1. Nosa Eguae	23
Brandon Mosley	23
3. Neiko Thorpe	21
4. Reese Dismukes	12
Corey Lemonier	12
Jeffrey Whitaker	12



2011 Superlatives



Auburn Team Superlatives

Points Scored	.42	vs. Utah State (9/3)
Low	.7	at Georgia (11/12)
First Downs	.23	vs. Samford (11/19)
Low	.9	at UGA (11/12), vs. Ala. (11/26)
Rushing Plays	.67	at South Carolina (10/1)
Low	.25	at Georgia (11/12)
Net Rushing Yards	.291	at Arkansas (10/8)
Low	.51	at Georgia (11/12)
Passes Attempted	.29	vs. Florida Atlantic (9/24)
Low	.15	vs. Ole Miss (10/29)
Passes Completed	.18	vs. Utah State (9/3)
Low	.7	vs. Florida (10/15)
Had Intercepted	.4	at South Carolina (10/1)
Low	.0	4 times, last v. Samford (11/19)
Net Passing Yards	.286	vs. Utah State (9/3)
Low	.62	vs. Alabama (11/26)
Total Offensive Plays	.92	at South Carolina (10/1)
Low	.48	at Georgia (11/12)
Total Net Offense	.435	at Clemson (9/17)
Low	.140	vs. Alabama (11/26)
Fumbles	.3	vs. Ole Miss (10/29)
Low	.0	3 times, last vs. Florida (10/15)
Fumbles Lost	.2	3 times, last vs. Samford (11/19)
Low	.0	7 times, last vs. Florida (10/15)
Penalties	.11	at Arkansas (10/8)
Low	.3	at Georgia (11/12)
Penalty Yards	.105	at Arkansas (10/8)
Low	.14	at Georgia (11/12)

Auburn Individual Superlatives

Rushes	.41	Michael Dyer at South Carolina (10/1)
Yards Rushing	.177	Michael Dyer vs. Ole Miss (10/29)
TD Rushes	.2	4 times, last McCalebb v. SU (11/19)
Long Rush	.55	Michael Dyer at Arkansas (10/8)
Pass attempts	.28	Barrett Trotter vs. Florida Atlantic (9/24)
Pass completions	.17	Barrett Trotter vs Utah State (9/3)
Yards Passing	.261	Barrett Trotter vs Utah State (9/3)
TD Passes	.4	Clint Moseley vs. Ole Miss (10/29)
Long Pass	.56	Barrett Trotter vs Utah State (9/3)
Receptions	.7	Emory Blake vs Mississippi State (9/10)
Yards Receiving	.108	Emory Blake vs Mississippi State (9/10)
TD Receptions	.2	P. Lutzenkirchen vs. Ole Miss (10/29)
Long Reception	.56	Emory Blake vs Utah State (9/3)
Field Goals	.3	Cody Parkey vs Florida Atlantic (9/24)
Long Field Goal	.43	Cody Parkey vs Mississippi State (9/10)
Punts	.9	S. Clark at Ark. (10/8) & vs. UF (10/15)
Punting Avg	.46.3	Steven Clark vs. Florida Atlantic (9/24)
Long Punt	.58	Steven Clark vs Mississippi State (9/10)
Punts inside 20	.6	Steven Clark at Arkansas (10/8)
Long Punt Return	.24	Quan Bray vs. Samford (11/19)
Long Kickoff Return	.97	Tre Mason vs Utah State (9/3)
Tackles	.16	Neiko Thorpe at Clemson (9/17)
Sacks	.2.0	Corey Lemonier vs. Florida (10/15)
		Corey Lemonier at Georgia (11/12)
		Eltoro Freeman vs. Ole Miss (10/29)
Tackles For Loss	.3.0	Corey Lemonier vs. Florida (10/15)
Interceptions	.1	by six players on 10 occasions
		last by Ikeem Means v. Samford (11/19)
Interception Yards	.43 yards	Demetruce McNeal vs. MSU (9/10)

Auburn Individual Long Plays

Rushing	.55	Michael Dyer at Arkansas (10/8)
Passing	.56	by Barrett Trotter vs. Utah State (9/3)
Receiving	.56	by Emory Blake vs. Utah State (9/3)
Field Goal	.43	by Cody Parkey vs. MSU (9/10)
Punt	.58	by Stephen Clark vs. MSU (9/10)
Punt Return	.24	by Quan Bray vs. Samford (11/19)
Kickoff Return	.97	by Tre Mason vs. Utah State (9/3)
Interception Return	.46	by Neiko Thorpe vs. FAU (9/24)

Opponent Team Superlatives

Points Scored	.45	by LSU (10/22) & UGA (11/12)
Low	.6	by Florida (10/15)
First Downs	.32	by Clemson (9/17)
Low	.13	by South Carolina (10/1)
Rushing Plays	.63	by Mississippi State (9/10)
Low	.29	by South Carolina (10/1)
Net Rushing Yards	.333	by Mississippi State (9/10)
Low	.66	by Florida (10/15)
Passes Attempted	.42	by Clemson (9/17)
Low	.18	by Georgia (11/12)
Passes Completed	.30	by Clemson (9/17)
Low	.9	by South Carolina (10/1)
Had Intercepted	.3	by Florida Atlantic (9/24)
Low	.0	5 times, last v. Alabama (11/26)
Net Passing Yards	.386	by Clemson (9/17)
Low	.128	by Florida (10/15)
Total Offensive Plays	.97	by Mississippi State (9/10)
Low	.52	by South Carolina (10/1)
Total Net Offense	.624	by Clemson (9/17)
Low	.194	by Florida (10/15)
Fumbles	.5	by FAU (9/24) & Florida (10/15)
Low	.0	3 times, last by Samford (11/19)
Fumbles Lost	.2	4 times, last vs. Georgia (11/12)
Low	.0	5 times, last by Samford (11/19)
Penalties	.10	by Mississippi State (9/10)
Low	.2	by Samford (11/19)
Penalty Yards	.75	by Mississippi State (9/10)
Low	.10	by Samford (11/19)

Opponent Individual Superlatives

Rushes	.28	Jeremiaha Gates of Samford (11/19)
Yards Rushing	.203	Trent Richardson of Alabama (11/26)
TD Rushes	.2	4 times, last by Bolden of Ole Miss (10/29)
Long Rush	.92	Joe Adams of Arkansas (10/8)
Pass attempts	.42	Tajh Boyd of Clemson (9/17)
Pass completions	.30	Tajh Boyd of Clemson (9/17)
Yards Passing	.386	Tajh Boyd of Clemson (9/17)
TD Passes	.4	Tajh Boyd of Clemson (9/17)
		Aaron Murray of Georgia (11/12)
Long Pass	.65	Tajh Boyd of Clemson (9/17)
Receptions	.13	Kelsey Pope of Samford (11/19)
Yards Receiving	.155	Sammy Watkins of Clemson (9/17)
TD Receptions	.2	Sammy Watkins of Clemson (9/17)
		Reuben Randle of LSU (10/22)
Long Reception	.65	Sammy Watkins of Clemson (9/17)
Field Goals	.3	Cameron Yaw of Samford (11/19)
Long Field Goal	.47	Caleb Sturgis of Florida (10/15)
Punts	.7	Scribner-Howard of South Carolina (10/1)
		Dylan Breeding of Arkansas (10/8)
		Kyle Christy of Florida (10/15)
Punting Avg	.51.2	Brad Wing of LSU (10/22)
Long Punt	.67	Kyle Christy of Florida (10/15)
Punts inside 20	.4	Kyle Christy of Florida (10/15)
Long Punt Return	.22	Johnthan Banks, vs Mississippi State (9/10)
Long Kickoff Return	.36	Chris Rainey of Florida (10/15)
Tackles	.15	Jerry Franklin of Arkansas (10/8)
Sacks	.3.5	Melvin Ingram of South Carolina (10/1)
Tackles For Loss	.4.5	Melvin Ingram of South Carolina (10/1)
Interceptions	.2	C.C. Whitlock of South Carolina (10/1)
		Tramain Thomas of Arkansas (10/8)

Opponent Individual Long Plays

Rushing	.92	by Joe Adams of Arkansas (10/8)
Passing	.65	by Tajh Boyd of Clemson (9/17)
Receiving	.65	by Sammy Watkins of Clemson (9/17)
Field Goal	.47	by Caleb Sturgis of Florida (10/15)
Punt	.67	by Kyle Christy of Florida (10/15)
Punt Return	.22	by Jonathan Banks of MSU (9/10)
Kickoff Return	.36	by Chris Rainey of Florida (10/15)
Interception Return	.29	by Tramain Thomas of Arkansas (10/8)



2011 Plays Of 20+ Yards



Yards	Type	Player(s)	Opponent	Qtr.
56 (TD)	pass	Emory Blake from Barrett Trotter	Utah State	1st
55 (TD)	rush	Michael Dyer	Arkansas	1st
52	rush	Michael Dyer	Mississippi State	3rd
52 (TD)	rush	Michael Dyer	Clemson	1st
51 (TD)	pass	Onterio McCalebb from Barrett Trotter	Florida Atlantic	3rd
48	rush	Michael Dyer	Ole Miss	3rd
46 (TD)	pass	Emory Blake from Barrett Trotter	Mississippi State	2nd
45	rush	Michael Dyer	Clemson	3rd
45 (TD)	pass	Quindarius Carr from Clint Moseley	Ole Miss	1st
45	pass	Emory Blake from Clint Moseley	Georgia	1st
44	pass	Travante Stallworth from Barrett Trotter	Arkansas	3rd
42	pass	Quindarius Carr from Clint Moseley	Florida	3rd
41	pass	DeAngelo Benton from Barrett Trotter	Clemson	4th
39 (TD)	pass	Travante Stallworth from Barrett Trotter	Utah State	3rd
36 (TD)	pass	Emory Blake from Barrett Trotter	Clemson	1st
36	pass	Emory Blake from Clint Moseley	Georgia	3rd
35 (TD)	rush	Michael Dyer	Mississippi State	1st
32 (TD)	pass	Philip Lutzenkirchen from Clint Moseley	Samford	1st
30	pass	DeAngelo Benton from Clint Moseley	LSU	3rd
30	pass	Quindarius Carr from Clint Moseley	Samford	2nd
29	rush	Michael Dyer	LSU	4th
29	pass	Quindarius Carr from Clint Moseley	Samford	1st
26	pass	Travante Stallworth from Barrett Trotter	Utah State	4th
25	pass	Onterio McCalebb from Clint Moseley	Utah State	3rd
25 (TD)	pass	DeAngelo Benton from Barrett Trotter	Florida	1st
25	pass	Trovon Reed from Clint Moseley	LSU	2nd
25	pass	O. McCalebb from Clint Moseley	LSU	1st
25 (TD)	pass	Emory Blake from Clint Moseley	Ole Miss	3rd
24	pass	Emory Blake from Barrett Trotter	Florida Atlantic	2nd
23	pass	Emory Blake from Barrett Trotter	Mississippi State	2nd
23	pass	Onterio McCalebb from Barrett Trotter	South Carolina	1st
23	pass	Philip Lutzenkirchen from Clint Moseley	Florida	3rd
22	pass	Emory Blake from Barrett Trotter	Mississippi State	2nd
22	rush	Kiehl Frazier	South Carolina	2nd
22 (TD)	rush	Clint Moseley	Samford	4th
21	pass	Emory Blake from Barrett Trotter	Utah State	4th
21	pass	Trovon Reed from Barrett Trotter	Florida Atlantic	1st
21	pass	Emory Blake from Barrett Trotter	Florida Atlantic	1st
21	rush	Onterio McCalebb	Samford	2nd
20	pass	Travante Stallworth from Barrett Trotter	Clemson	2nd
20	rush	Michael Dyer	Florida Atlantic	1st
20	pass	Jay Wisner from Barrett Trotter	South Carolina	1st
20	rush	Onterio McCalebb	LSU	1st
20	pass	Emory Blake from Clint Moseley	Ole Miss	2nd

BY PLAY

Pass.....	29
Run	11

BY GAME

Utah State	5
Mississippi State	5
at Clemson	5
Florida Atlantic.....	5
at South Carolina.....	3
at Arkansas	2
Florida	3
at LSU	5
Ole Miss	4
at Georgia	2
Samford	5
Alabama	0

BY QUARTER

1st	17
2nd.....	10
3rd	12
4th	5

RUSHING

Michael Dyer	8
Onterio McCalebb	2
Kiehl Frazier	1
Clint Moseley.....	1

PASSING

Barrett Trotter	18
Clint Moseley.....	14

RECEIVING

Emory Blake	12
Quindarius Carr	4
Onterio McCalebb	4
Travante Stallworth	4
DeAngelo Benton	2
Philip Lutzenkirchen	2
Trovon Reed	2
Jay Wisner.....	1



The Last Time



An Auburn Team

Had 35 First Downs... vs. Western Carolina, 2002 (37)
Had 30 First Downs... vs. Furman, 2009 (30)
Had 400 yards rushing... vs. LSU, 2010 (440)
Had 300 yards rushing... vs. Georgia, 2010 (315)
Had 300 yards rushing in consecutive games... vs. Chattanooga (303); vs. Georgia (315), 2010
Had 300 yards rushing in six consecutive games... at Kentucky (311); vs. Arkansas (330); vs. LSU, (440); at Ole Miss (343); vs. Chattanooga (303); vs. Georgia (315), 2010
Had 300 yards rushing in six consecutive SEC games... vs. South Carolina (334); at Kentucky (311); vs. Arkansas (330); vs. LSU, (440); at Ole Miss (343); vs. Georgia (315), 2010
Had 50 or more rushing attempts... vs. Ole Miss, 2011 (50)
Had six or more rushing TDs... vs. Arkansas, 2010 (6)
Had five or more rushing TDs... vs. Georgia, 2010 (5)
Had four or more rushing TDs... vs. Samford, 2011 (4)
Had 350 or more yards passing... vs. South Carolina [SECCG], 2010 (351)
Had 300 or more yards passing... vs. South Carolina [SECCG], 2010 (351)
Had 50 or more pass attempts... vs. Mississippi State, 1997 (54)
Had 30 or more pass completions... vs. Arkansas, 1995 (34)
Had five TDs passing... vs. Ball State, 2009 (5)
Had four TDs passing... vs. Ole Miss, 2011 (4)
Had three TDs passing... vs. Ole Miss, 2011 (4)
Had 500 or more yards total offense... vs. Oregon [BCSNCG], 2011 (519)
Had 500 or more yards total offense in consecutive games... vs. South Carolina [SECCG] (589), vs. Oregon [BCSNCG], 2011 (519)
Had 80 or more total plays... at South Carolina, 2011 (92)
Had 90 or more total plays... at South Carolina, 2011 (92)
Scored 70 or more points... vs. Louisiana-Monroe, 2003 (73)
Scored 60 or more points... vs. Arkansas, 2010 (65)
Scored 50 or more points... vs. South Carolina [SECCG], 2010 (56)
Scored 40 or more points... vs. Ole Miss, 2011 (41)
Scored 40 or more points in three consecutive games... at Ole Miss (51), vs. Chattanooga (62), vs. Georgia (49), 2010
Had five or more fumbles... vs. Southern Miss (5), 2008
Did not commit a turnover... vs. Florida, 2011
Had 200-yard rusher and 100-yard receiver in a game... vs. Syracuse, 2002 (Carnell Williams [202 rush] and Marcel Willis [113 receiving])
Had 150-yard rusher and 150-yard receiver in a game... at Arkansas, 2001 (Carnell Williams [177 rush] and Tim Carter [156 receiving])
Had 100-yard receiver and 100-yard rusher in a game... vs. Mississippi State, 2011 (Michael Dyer [150 rush], Emory Blake [108 rec])
Had two 100-yard rushers in a game... vs. LSU, 2010 (Cam Newton [217] and Mike Dyer [100])
Had two 150-yard rushers in a game... vs. Mississippi State, 2003 (Brandon Jacobs [182] and Carnell Williams [164])
Had three 100-yard rushers in a game ... vs. Maryland, 1983 (Tommie Agee [219], Lionel James [115] and Bo Jackson [105])
Had two 100-yard receivers in a game... vs. Chattanooga, 2010 (Terrell Zachery [148] and Darvin Adams [106])
Had a 60-yard run and a 60-yard pass in a game ... vs. Alabama, 2009 (Terrell Zachery 67 rush, Chris Todd to Darvin Adams 72 pass)
Had three players with 2 rushing TDs... vs. Louisiana-Monroe, 2003 (Carnell Williams [2], Brandon Jacobs [2], Tre Smith [2])
Had three players with 2 TDs... vs. Georgia, 2010 (Onterio McCalebb [3 rush], Cam Newton [2 rush], Philip Lutzenkirchen [2 rec.])
Had two players with seven or more catches in a game ... Courtney Taylor vs. Alabama, 2003 (7), Silas Daniels vs. Alabama, 2003 (7)
Scored a touchdown on offense, defense and special teams... vs. Louisiana-Monroe, 2008 (2 offense [1 pass, 1 rush], 1 defense [fumble return], 1 special team [punt return])
Scored on the first offensive play ... vs. Alabama, 2003 (Carnell Williams, 80 yard run)
Returned a punt for a TD... vs. Louisiana-Monroe, 2008 (Robert Dunn) [66 yards]
Returned a kickoff for a TD... vs. Alabama, 2011 (Onterio McCalebb) [83 yards]
Returned opening kickoff for a TD... vs. Tennessee-Martin, 2008 (Tristan Davis) [95 yards]
Returned three Interceptions for TDs... vs. LSU, 1994 (Ken Alvis, Fred Smith, Brian Robinson)
Returned two Interceptions for TDs... vs. LSU, 1994 (Ken Alvis, Fred Smith, Brian Robinson)
Returned an Interception for a TD... vs. Florida Atlantic, 2011 (Jermaine Whitehead) [25]

Returned two fumbles for TDs... vs. Vanderbilt, 2002 (Spencer Johnson, Karlos Dansby)
Returned a fumble for a TD... vs. Alabama, 2011 (Kenneth Carter) [0]
Blocked a punt ... vs. Arkansas, 2010 (Antonio Goodwin)
Blocked two punts... vs. La-Monroe, 2003 (3 - Justin Fetsko [2], Donnay Young)
Blocked three punts ... vs. La-Monroe, 2003 (3 - Justin Fetsko [2], Donnay Young)
Returned a blocked punt for a TD... vs. Florida, 2006 (Tre Smith)
Blocked a field goal ... vs. Kentucky, 2009 (Jake Ricks)
Returned a blocked field goal for a TD... vs. Kentucky, 2009 (Neiko Thorpe) [69]
Blocked two field goals in a game... at Georgia, 2001 (Alton Moore, 2)
Blocked a PAT attempt ... at South Carolina, 2010 (Corey Lemonier)
Blocked two PAT attempt ... vs. LSU, 1998 (Charles Dorsey, 2)
Missed a kicking PAT... vs. Chattanooga, 2010 (Wes Byrum)
Had a punt blocked... at Mississippi State, 2009 (Clinton Durst)
Had a field goal blocked... at Mississippi State, 2010 (Wes Byrum)
Had a successful on-side kick... vs. Utah State, 2011 (Chandler Brooks/Emory Blake)
Was held scoreless... at Alabama, 2008 (0-36)
Was held scoreless at Jordan-Hare Stadium... vs. Southern California, 2003 (0-23)
Held an opponent scoreless... vs. Louisiana-Monroe, 2008 (34-0)
Held an opponent scoreless at Jordan-Hare Stadium... vs. La-Monroe, 2008 (34-0)
Held an opponent to five or less first downs... vs. Ball State, 2001 (5)
Held an opponent to 10 or less first downs... vs. Tennessee, 2008 (9)
Intercepted five or more passes... vs. Northwestern [Outback], 2010 (5)
Intercepted four or more passes... vs. Northwestern [Outback], 2010 (5)
Held an opponent to 300 or less yards total offense... vs. Florida, 2011 (194)
Held an opponent to 200 or less yards total offense... vs. Florida, 2011 (194)
Held an opponent to 150 or less yards total offense... at Mississippi State, 2008 (116)
Held an opponent to 100 or less yards total offense... vs. Ball State, 2001 (92)
Held an opponent to 100 or less yards rushing... vs. Florida, 2011 (66)
Held an opponent to 50 or less yards rushing... vs. Louisiana-Monroe, 2010 (38)
Held an opponent to negative yards rushing... vs. Florida, 2001 (-36)
Held an opponent to 100 or less yards passing... vs. Kentucky, 2009 (75)
Held an opponent without a touchdown... vs. Florida, 2011
Scored a safety... vs. Oregon [BCSNCG], 2011 (Mike Blanc)
Scored on a fake field goal... vs. Vanderbilt, 2000 (Duval pass to Diamond)
Scored an offensive two-point conversion ... at Alabama, 2006 (Lee Guess pass from Carl Stewart)
Scored two or more offensive two-point conversions... vs. Florida, 2002 [2]
Scored a defensive two-point conversion... vs. Ole Miss, 2009 (Demond Washington)
Had 10 or more penalties... at Arkansas, 2011 (11)
Had 100 or more penalty yards... at Arkansas, 2011 (105)
Had 35 minutes time of possession... at South Carolina, 2011 (35:47)
Was involved in a game that ended in a tie... vs. Georgia, 1994 (23-23)
Was involved in an overtime game... vs. Clemson, 2010 (27-24 win)
Won a game without scoring an offensive touchdown ... at Miss. State, 2008 (3-2)

An Auburn Player

Rushed 40 times in a game... Michael Dyer at South Carolina, 2011 (41)
Rushed 35 times in a game... Michael Dyer at South Carolina, 2011 (41)
Rushed 30 times in a game... Michael Dyer vs. Samford, 2011 (30)
Rushed for 200 yards in a game... Cam Newton vs. LSU, 2010 (217)
Rushed for 150 yards in a game... Michael Dyer vs. Samford, 2011 (157)
Rushed for 100 yards in a game... Michael Dyer vs. Samford, 2011 (157)
Quarterback rushed for 100 yards in a game... Cam Newton vs. Georgia, 2010 (151)
Rushed for 100 yards in five consecutive games... Kenny Irons vs. Alabama (103), at Georgia (179), at Kentucky (103), vs. Ole Miss (101), at LSU (218), 2005
Rushed for 100 yards in four consecutive games... Kenny Irons vs. Alabama (103), at Georgia (179), at Kentucky (103), vs. Ole Miss (101)
Rushed for 100 yards in three consecutive games... Cam Newton at Kentucky (198), vs. Arkansas (188), vs. LSU (217), 2010
Rushed for 100 yards in consecutive games... Mike Dyer at South Carolina (141), at Arkansas (112), 2011
Rushed for 150 yards in three consecutive games... Cam Newton at Kentucky (198), vs. Arkansas (188), vs. LSU (217), 2010
Rushed for 150 yards in consecutive games... Michael Dyer vs. Mississippi State (150), at Clemson (151), 2011
Rushed for 4 or more TDs in a game... Cam Newton at Kentucky, 2010 (4)
Rushed for 3 or more TDs in a game... Onterio McCalebb vs. Georgia, 2010 (3)
Rushed for 2 or more TDs in four consecutive games... Carnell Williams vs. Western



The Last Time



Carolina (2), vs. Vanderbilt (2), at Miss. State (2), vs. Syracuse (2), 2002
Rushed for 2 or more TDs in three consecutive games... Michael Dyer vs. Utah State (2), vs. Mississippi State (2), at Clemson (2), 2011
Rushed for a TD in five consecutive games... Onterio McCalebb vs. Arkansas (1); vs. LSU (1); at Ole Miss (1); vs. Chattanooga (1); vs. Georgia (3), 2010
Passed for 400 yards in a game... Ben Leard at Georgia, 1999 (416)
Passed for 300 yards in a game... Cam Newton vs. South Carolina [SECCG], 2010 (335)
Attempted 50 passes in a game... Dameyune Craig vs. Mississippi State, 1997 (54)
Attempted 40 passes in a game... Kodi Burns at Ole Miss, 2008 (43)
Threw five TDs in a game... Chris Todd vs. Ball State, 2009 (5)
Threw four TDs in a game... Clint Moseley vs. Ole Miss, 2011 (4)
Threw three TDs in a game... Clint Moseley vs. Ole Miss, 2011 (4)
Threw four TDs or more in consecutive games... Chris Todd vs. West Virginia (4), vs. Ball State (5), 2009
Threw two TDs or more in five consecutive games... Cam Newton at Ole Miss (2), vs. Chattanooga (4), vs. Georgia (2), at Alabama (3), vs. South Carolina (4), 2010
Had 400 yards total offense in a game... Cam Newton South Carolina [SECCG], 2010 (408)
Had 300 yards total offense in a game... Cam Newton vs. Oregon [BCSNCG], 2011 (329)
Accounted for four or more TDs in a game... Clint Moseley vs. Ole Miss, 2011 (4)
Accounted for three or more TDs in a game... Clint Moseley vs. Ole Miss, 2011 (4)
Accounted for three or more TDs in four consecutive game... Cam Newton vs. Chattanooga (5), vs. Georgia (4), at Alabama (4), vs. South Carolina (6), 2010
Caught 15 passes in a game... Willie Goshua vs. Arkansas, 1995 (17)
Caught 10 or more passes in a game... Darvin Adams vs. N'western [Outback], 2010 (12)
Caught seven or more passes in a game... Emory Blake vs. Mississippi State, 2011 (7)
Had 200 or more yards receiving in a game... Darvin Adams vs. South Carolina [SECCG], 2010 (217)
Had 150 or more yards receiving in a game... Darvin Adams vs. South Carolina [SECCG], 2010 (217)
Had 100 or more yards receiving in a game... Emory Blake at Georgia, 2011 (101)
Had 100 yards receiving in consecutive games... Darvin Adams vs. Alabama, 2009 (138), vs. Northwestern [Outback], 2010 (142)
Caught four or more TD passes in a game... Alexander Wright vs. Pacific, 1989 (4)
Caught three or more TD passes in a game... Darvin Adams vs. Furman, 2009 (3)
Caught two or more TD passes in a game... Philip Lutzenkirchen vs. Ole Miss, 2011 (2)
Caught a TD pass in consecutive games... Philip Lutzenkirchen at Georgia, vs. Samford, 2011
Caught a TD pass in three consecutive games... Philip Lutzenkirchen vs. Ole Miss, at Georgia, vs. Samford, 2011
Caught a TD pass in four consecutive games ... Emory Blake vs. Florida Atlantic, vs. Utah State, vs. Mississippi State, at Clemson, 2011
Caught a TD pass in five consecutive games ... Emory Blake vs. Oregon [BCSNCG], vs. Utah State, vs. Miss. State, at Clemson, vs. Florida Atlantic, 2010/11
Caught a TD pass in six consecutive games ... Emory Blake vs. South Carolina [SECCG], vs. Oregon [BCSNCG], vs. Utah State, vs. Mississippi State, at Clemson, vs. Florida Atlantic, 2010/11
Caught a TD pass in seven consecutive games ... Emory Blake at Alabama; vs. South Carolina [SECCG], vs. Oregon [BCSNCG], vs. Utah State, vs. Mississippi State, at Clemson, vs. Florida Atlantic, 2010/11
Quarterback caught a TD pass ... Cam Newton from Kodi Burns at Ole Miss, 2010
Running back caught two or more TD passes in a game... Mario Fannin vs. Arkansas St., 2010 (2)
Running back caught a TD pass in consecutive games ... Mario Fannin vs. West Virginia, Ball State, 2009
Tight end caught two or more TD passes in a game... Philip Lutzenkirchen vs. Ole Miss, 2011 (2)
Tight end caught a TD pass in consecutive games ... Philip Lutzenkirchen at Georgia, vs. Samford, 2011
Tight end caught a TD pass in three consecutive games ... Philip Lutzenkirchen vs. Ole Miss, at Georgia, vs. Samford, 2011
Scored 15 or more points kicking... Wes Byrum at Ole Miss, 2010 (15)
Scored 10 or more points kicking... Cody Parkey vs. Ole Miss, 2011 (11)
Kicked five or more field goals in a game... Jaret Holmes vs. UAB, 1996 (5)
Kicked four or more field goals in a game... Wes Byrum at Tennessee, 2009 (4)
Had 150 kickoff return yards in a game... Tre Mason vs. Utah State, 2011 (176)
Had 100 punt return yards in a game... Robert Dunn vs. Southern Miss, 2008 (103)
Scored four or more TDs... Cam Newton at Kentucky, 2010 (4 rush)
Scored three or more TDs... Cam Newton vs. Arkansas, 2010 (3 rush)
Scored a rushing and receiving TD in a game... Mario Fannin vs. Georgia, 2008

Had an 80-yard run... Carnell Williams vs. Alabama, 2003 (80)
Had a 70-yard run... Onterio McCalebb vs. LSU, 2010 (70)
Had a 60-yard run... Onterio McCalebb at Ole Miss, 2010 (68)
Completed an 80-yard pass... Cam Newton to Terrell Zachery vs. Chattanooga, 2010 (80)
Completed a 70-yard pass... Cam Newton to Terrell Zachery at Alabama, 2010 (70)
Completed a 60-yard pass... Cam Newton to Darvin Adams vs. South Carolina [SECCG], 2010 (62)
Kicked a field goal of 50 or more yards... Wes Byrum vs. Southern Miss, 2008 (52)
Kicked a field goal of 50 or more yards in consecutive games... John Vaughn, 2006; at Mississippi State (55), vs. Washington State (52)
Kicked two field goals of 50+ yards in a game... Win Lyle vs. Tennessee, 1987 (55, 52)
Had a 70-yard punt... Kody Bliss vs. Tualne, 2006 (71)
Had a 60-yard punt... Ryan Shoemaker vs. New Mexico State, 2007 (67)
Had two punts of 50+ yards in a game... Steven Clark vs. Mississippi State, 2011 (50, 58)
Had four or more punts 120 in a game... Steven Clark at Arkansas, 2011 (6)
Blocked a field goal in a game... Tez Doolittle vs. Georgia, 2008
Blocked two field goals in a game... Alton Moore at Georgia, 2001
Blocked a PAT attempt ... Corey Lemonier at South Carolina, 2011
Blocked two PAT attempts ... Charles Dorsey vs. LSU, 1998 (2)
Blocked a punt in a game... Antonio Goodwin vs. Arkansas, 2010
Blocked two punts in a game... Justin Fetsko vs. Louisiana-Monroe, 2003 (2)
Had 15 or more tackles in a game... Neiko Thorpe at Clemson, 2011 (16)
Intercepted three or more passes in a game... Junior Rosegreen at Tennessee, 2004 (4)
Intercepted two or more passes in a game... Josh Bynes vs. Arkansas, 2010 (2)
Intercepted a pass in consecutive games... Jerraud Powers, 2007; at Georgia; vs. Alabama, 2007
Intercepted a pass in three consecutive games... Jerraud Powers, 2007; vs. Tennessee Tech, at Georgia; vs. Alabama
Recovered two fumbles in a game... Eltoro Freeman at Georgia, 2011 (2)
Forced two fumbles in a game... Corey Lemonier at Georgia, 2011 (2)
Intercepted a pass and had a fumble recovery in a game ... Nick Fairley at Mississippi State, 2010

An Auburn Opponent

Scored 50 or more points... Georgia, 1996 (56) [4 OT]
Scored 40 or more points... Alabama, 2011 (42)
Had 350 or more yards rushing... Arkansas, 2002 (426)
Had 300 or more yards rushing... Georgia, 2011 (304)
Had 250 or more yards rushing... Georgia, 2011 (304)
Had 50 or more rushing attempts... Georgia, 2011 (56)
Had five or more rushing TDs... Utah State, 2011 (5)
Had 500 yards passing... Northwestern [Outback], 2010 (532)
Had 400 yards passing... Arkansas, 2010 (428)
Had 350 yards passing... Clemson, 2011 (386)
Had 300 yards passing... Clemson, 2011 (386)
Had 50 or more pass attempts... Northwestern [Outback], 2010 (78)
Had 40 or more pass attempts... Clemson, 2011 (42)
Had 30 or more pass completions... Clemson, 2011 (30)
Had 25 or more pass completions... Clemson, 2011 (30)
Had four or more TDs passing... Georgia, 2011 (4)
Had three or more TDs passing... Georgia, 2011 (4)
Had five passes intercepted... Northwestern [Outback], 2010 (5)
Had four passes intercepted... Northwestern [Outback], 2010 (5)
Had 600 yards total offense... Clemson, 2011 (624)
Had 500 yards total offense... Georgia, 2011 (528)
Had 400 yards total offense... Georgia, 2011 (528)
Had five or more fumbles... South Carolina, 2005 (5)
Lost four or more fumbles... Mississippi State, 2002 (4)
Had four or more turnovers... Louisiana-Monroe, 2010 (3 fum/1 int)
Returned a punt for a TD... LSU, 2005 (Skyler Green, 66 yards)
Returned a kickoff for a TD... Chattanooga, 2010 (Brian Sutherland, 98 yards)
Returned an interception for a TD... Alabama, 2011 (DeMarcus Milliner, 35 yards)
Returned a fumble for a TD... Arkansas, 1997 (C.J. McLain, 52 yards)
Returned a blocked punt for a TD... Mississippi State, 2009 (Robert Elliott, 10 yards)
Blocked an Auburn punt... Mississippi State, 2009
Blocked an Auburn field goal... Mississippi State, 2010 (Fletcher Cox)
Had a successful on-side kick... Ole Miss, 2010 (Andrew Ritter/Fon Ingram)



The Last Time



Held Auburn to 300 yards total offense... Alabama, 2011 (140)
 Held Auburn to 200 yards total offense... Alabama, 2011 (140)
 Held Auburn to 150 yards total offense... Alabama, 2011 (140)
 Held Auburn below 100 yards rushing... Alabama, 2011 (178)
 Held Auburn below 50 yards rushing... Georgia Tech, 2003 (40)
 Held Auburn to negative yards rushing... Tennessee, 1997 (-15)
 Held Auburn below 100 yards passing... Alabama, 2011 (62)
 Held Auburn to 10 or less first downs... Alabama, 2011 (9)
 Had 10 or more penalties... Mississippi State, 2011 (10)
 Had 100 or more yards in penalties... Arkansas, 2007 (100)
 Had two 100-yard rushers in a game... Georgia, 2011 (Isaiah Crowell, 132; Carlton Thomas, 127)
 Had two 100-yard receivers in a game... Northwestern [Outback], 2010 (Andrew Brewer, 133; Drake Dunsmore, 120)
 Had a 100-yard rusher and a 100-yard receiver... Ole Miss, 2009 (Dexter McCluster, 186 rush; Shay Hodge, 105 rec.)
 Had a 100-yard rusher and two 100-yard receivers... Tulane, 2006 (Matt Forte, 117 rush; Preston Brown, 139 rec.; Damarcus Davis, 126 rec.)
 Did Not Have a Turnover ... LSU, 2011
 Scored a safety... Mississippi State, 2008 (Ryan Pugh holding penalty)
 Scored a two-point conversion... Florida Atlantic, 2011 (Graham Wilbert to Nexon Dorvilus)
 Had 35 minutes time of possession... Georgia, 2011 (40:55)

An Opposing Player

Rushed for 200 yards in a game... Trent Richardson, Alabama, 2011 (203)
 Rushed for 150 yards in a game... Trent Richardson, Alabama, 2011 (203)
 Rushed for 100 yards in a game... Trent Richardson, Alabama, 2011 (203)
 Passed for 400 yards in a game... Mike Kafka, Northwestern [Outback], 2010 (532)
 Passed for 350 yards in a game... Tajh Boyd, Clemson, 2011 (386)
 Passed for 300 yards in a game... Tajh Boyd, Clemson, 2011 (386)
 Attempted 70 passes in a game... Mike Kafka, Northwestern [Outback], 2010 (78)
 Attempted 60 passes in a game... Mike Kafka, Northwestern [Outback], 2010 (78)
 Attempted 50 passes in a game... Mike Kafka, Northwestern [Outback], 2010 (78)
 Attempted 40 passes in a game... Tajh Boyd, Clemson, 2011 (42)
 Completed 40 passes in a game... Mike Kafka, Northwestern [Outback], 2010 (47)
 Completed 25 passes in a game... Tajh Boyd, Clemson, 2011 (30)
 Threw three or more TD passes in a game... AJ McCarron, Alabama, 2011 (3)
 Had 400 yards total offense... Tajh Boyd, Clemson, 2011 (416)
 Had 350 yards total offense... Tajh Boyd, Clemson, 2011 (416)
 Accounted for 3 or more TDs... Aaron Murray, Georgia, 2011 (4)
 Threw, Ran and Caught a TD in a game... Randall Cobb, Kentucky, 2010 (2 rush, 1 pass, 1 rec.)
 Caught 10 or more passes... Kelsey Pope, Samford, 2011 (13)
 Caught seven or more passes... Sammy Watkins (10), DeAndre Hopkins (7), Dwayne Allen (7), Clemson, 2011
 Three or more players caught seven or more passes... Sammy Watkins (10), DeAndre Hopkins (7), Dwayne Allen (7), Clemson, 2011
 Had 100 yards receiving... Rueben Randle, LSU, 2011 (106)
 Had 200 yards receiving... Charles Lee, Central Florida, 1999 (203)
 Caught three or more TD passes... Chris Collins, Ole Miss, 2002 (3)
 Caught two or more TD passes... Rueben Randle, LSU, 2011 (2)
 Scored three TDs... Randall Cobb, Kentucky, 2010 (3)
 Had a 90-yard run... Joe Adams, Arkansas, 2011 (92 [TD])
 Had an 80-yard run... Jeff Scott, Ole Miss, 2010 (83) [TD]
 Had a 70-yard run... Jeff Scott, Ole Miss, 2010 (83) [TD]
 Had a 60-yard run... Jeff Scott, Ole Miss, 2010 (83) [TD]
 Completed an 80-yard pass... Darren Thomas to Jeff Maehl, Oregon [BCSNCG], 2011 (81)
 Completed a 70-yard pass... Darren Thomas to Jeff Maehl, Oregon [BCSNCG], 2011 (81)
 Completed a 60-yard pass... Tajh Boyd to Sammy Watkins, Clemson, 2011 (65)
 Kicked a 50-yard field goal... Steve Lindsey, Ole Miss, 1997 (52)
 Had a 70-yard punt... Blake McAdams, Mississippi State, 2007 (73)
 Had a 60-yard punt... Kyle Christy, Florida, 2011 (67)
 Made three or more FGs ... Colt David, LSU, 2007 (3)

Both Teams

Had a player return a interception for a touchdown... Mississippi State, 2011 [AU Demetruc McNeal 43 yds; MSU Johnathan Banks 27 yds]
 Combined for 1,000 yards of total offense... Auburn (435) at Clemson (624), 2011 (1,059)



**SOUTHEASTERN
CONFERENCE**



SEC Standings



Western Division

Team	SEC	Pct.	PF	PA	Over.	Pct.	PF	PA	Home	Away	Neu.	West
[^] LSU	8-0	1.000	280	67	13-0	1.000	458	127	6-0	5-0	1-0	W12
Alabama	7-1	.875	271	67	11-1	.917	432	106	6-1	5-0	0-0	W3
Arkansas	6-2	.750	266	197	10-2	.833	449	273	7-0	2-2	1-0	L1
Auburn	4-4	.500	160	246	7-5	.583	291	352	6-1	1-4	0-0	L1
Mississippi St.	2-6	.250	145	185	6-6	.500	306	239	3-3	3-3	0-0	W1
Ole Miss	0-8	.000	93	292	2-10	.167	193	385	1-6	1-4	0-0	L7

Eastern Division

Team	SEC	Pct.	PF	PA	Over.	Pct.	PF	PA	Home	Away	Neu.	East
&Georgia	7-1	.875	234	145	10-3	.833	408	145	5-1	3-1	1-1	W10
South Carolina	6-2	.750	206	135	10-2	.833	361	135	6-1	3-1	1-0	W3
Florida	3-5	.375	166	191	6-6	.500	307	191	5-2	1-3	0-1	L1
Vanderbilt	2-6	.250	169	187	6-6	.500	323	187	5-2	1-4	0-0	W1
Kentucky	2-6	.250	94	242	5-7	.417	190	242	4-3	1-4	0-0	W1
Tennessee	1-7	.125	92	222	5-7	.417	244	222	5-3	0-4	0-0	L1

*-Western Division Champion; &-Eastern Division Champion; ^-Southeastern Conference Champion

ALABAMA (11-1, 7-1 SEC)

Sept. 3	KENT STATE [SEC Net]	W, 48-7
Sept. 10	at #23/20 Penn State [ABC]	W, 27-11
Sept. 17	NORTH TEXAS [Sports South]	W, 41-0
Sept. 24	#14/13 ARKANSAS [CBS]	W, 38-14
Oct. 1	at #12/12 Florida	W, 38-10
Oct. 8	VANDERBILT [ESPNU]	W, 34-0
Oct. 15	at Ole Miss [ESPN2]	W, 52-7
Oct. 22	TENNESSEE [ESPN]	W, 37-6
Nov. 5	#1/1 LSU [CBS]	L (OT), 6-9
Nov. 12	at Mississippi State [ESPN]	W, 24-7
Nov. 19	GEORGIA SOUTHERN [PPV]	W, 45-21
Nov. 26	at Auburn [CBS]	W, 42-14

ARKANSAS (10-2, 6-2 SEC)

Sept. 3	MISSOURI STATE [PPV]	W, 51-7
Sept. 10	NEW MEXICO [ESPNU]	W, 52-3
Sept. 17	TROY [CSS]	W, 38-28
Sept. 24	at #2/2 Alabama	L, 14-38
Oct. 1	#14/13 TEXAS A&M	W, 42-38
Oct. 8	#15/23 AUBURN [ESPN]	W, 38-14
Oct. 22	at Ole Miss [SECN]	W, 29-24
Oct. 29	at Vanderbilt [SECN]	W, 31-28
Nov. 5	#10/10 SOUTH CAROLINA [ESPN]	W, 44-28
Nov. 12	TENNESSEE	W, 49-7
Nov. 19	MISSISSIPPI STATE [CBS]	W, 44-17
Nov. 25	at #1/1 LSU [CBS]	L, 17-41

AUBURN (7-5, 4-4 SEC)

Sept. 3	UTAH STATE [ESPN2]	W, 42-38
Sept. 10	MISSISSIPPI STATE [SECN]	W, 41-34
Sept. 17	at Clemson [ABC]	L, 24-38
Sept. 24	FLORIDA ATLANTIC [FSN]	W, 30-14
Oct. 1	at South Carolina [CBS]	W, 16-13
Oct. 8	at Arkansas [ESPN]	L, 14-38
Oct. 15	FLORIDA [ESPN]	W, 17-6
Oct. 22	at LSU [CBS]	L, 10-45
Oct. 29	OLE MISS [ESPNU]	W, 41-23
Nov. 12	at Georgia [CBS]	L, 7-45
Nov. 19	SAMFORD (HC) [PPV]	W, 35-16
Nov. 26	ALABAMA [CBS]	L, 14-42

FLORIDA (6-6, 3-5 SEC)

Sept. 3	FLORIDA ATLANTIC [ESPNU]	W, 41-3
Sept. 10	UAB [Sports South]	W, 39-0
Sept. 17	TENNESSEE [CBS]	W, 33-23
Sept. 24	at Kentucky [ESPN]	W, 48-10
Oct. 1	#3/2 ALABAMA	L, 10-38
Oct. 8	at #1/2 LSU [CBS]	L, 11-41
Oct. 15	at #24 Auburn [ESPN]	L, 6-17
Oct. 29	vs. #22/21 Georgia [CBS]	L, 20-24
Nov. 5	VANDERBILT [SECN]	W, 26-21
Nov. 12	at #15/13 South Carolina [CBS]	L, 12-17
Nov. 19	FURMAN [PPV]	W, 54-32
Nov. 26	FLORIDA STATE [ESPN2]	L, 7-21

GEORGIA (10-3, 7-1 SEC)

Sept. 3	vs. #5/7 Boise State [ESPN]	L, 21-35
Sept. 10	#10/9 SOUTH CAROLINA [ESPN]	L, 42-45
Sept. 17	COASTAL CAROLINA [PPV]	W, 59-0
Sept. 24	at Ole Miss [SECN]	W, 27-13
Oct. 1	MISSISSIPPI STATE [FSS]	W, 24-10
Oct. 8	at Tennessee [ESPN2]	W, 20-12
Oct. 15	at Vanderbilt [FSN]	W, 33-28
Oct. 29	vs. Florida [CBS]	W, 24-20
Nov. 5	NEW MEXICO STATE [CSS]	W, 63-16
Nov. 12	#24/20 AUBURN [CBS]	W, 45-7
Nov. 19	KENTUCKY [SECN]	W, 19-10
Nov. 26	#25/21 Georgia Tech [ESPN]	W, 31-17
Dec. 3	#1/1 LSU [CBS]	L, 10-42

KENTUCKY (5-7, 2-6 SEC)

Sept. 1	vs. Western Kentucky [ESPNU]	W, 14-3
Sept. 10	CENTRAL MICHIGAN [ESPNU]	W, 27-13
Sept. 17	LOUISVILLE [ESPNU]	L, 17-24
Sept. 24	FLORIDA [ESPN]	L, 10-48
Oct. 1	at LSU [SECN]	L, 7-35
Oct. 8	at South Carolina [SECN]	L, 3-54
Oct. 22	JACKSONVILLE STATE [ESPNU]	W, 38-14
Oct. 29	MISSISSIPPI STATE [FSS]	L, 16-28
Nov. 5	OLE MISS [ESPNU]	W, 30-13
Nov. 12	at Vanderbilt [SECN]	L, 8-38
Nov. 19	at Georgia [SECN]	L, 10-19
Nov. 26	TENNESSEE [SECN]	W, 10-7

LSU (13-0, 8-0 SEC)

Sept. 3	vs. #3/3 Oregon [ABC]	W, 40-27
Sept. 10	NORTHWESTERN STATE [PPV]	W, 49-3
Sept. 15	at #25/25 Mississippi State [ESPN]	W, 16-6
Sept. 24	at #18/20 West Virginia	W, 47-21
Oct. 1	KENTUCKY	W, 35-7
Oct. 8	#17/18 FLORIDA [CBS]	W, 41-11
Oct. 15	at Tennessee [CBS]	W, 38-7
Oct. 22	#19/23 AUBURN [CBS]	W, 45-10
Nov. 5	at #2/2 Alabama [CBS]	W (OT), 9-6
Nov. 12	WESTERN KENTUCKY [ESPNU]	W, 42-9
Nov. 19	at Ole Miss [ESPN]	W, 52-3
Nov. 25	#3/3 ARKANSAS [CBS]	W, 41-17
Dec. 3	#12/14 Georgia	W, 42-10

OLE MISS (2-10, 0-8 SEC)

Sept. 3	BYU [ESPN]	L, 13-14
Sept. 10	SOUTHERN ILLINOIS [PPV]	W, 42-24
Sept. 17	at Vanderbilt [SEC Net]	L, 7-30
Sept. 24	GEORGIA [SECN]	L, 13-27
Oct. 1	at Fresno State [ESPN2]	W, 38-28
Oct. 15	#2/3 ALABAMA [ESPN2]	L, 52-7
Oct. 22	#10/10 ARKANSAS [SECN]	L, 24-29
Oct. 29	at Auburn [ESPNU]	L, 23-41
Nov. 5	at Kentucky [ESPNU]	L, 13-30
Nov. 12	LOUISIANA TECH [CSS]	L, 7-27
Nov. 19	#1/1 LSU [ESPN]	L, 3-52
Nov. 26	Mississippi State [ESPNU]	L, 3-31

MISSISSIPPI STATE (6-6, 2-6 SEC)

Sept. 1	at Memphis [Sports South]	W, 59-14
Sept. 10	at #22 Auburn [SECN]	L, 34-41
Sept. 15	#3/3 LSU [ESPN]	L, 6-16
Sept. 24	LOUISIANA TECH	W, 26-20
Oct. 1	at Georgia [FSS]	L, 10-24
Oct. 8	at UAB [Sports South]	W, 21-3
Oct. 15	#15/13 SOUTH CAROLINA [SECN]	L, 12-14
Oct. 29	at Kentucky [FSN]	W, 28-16
Nov. 5	TENNESSEE MARTIN [CSS]	W, 55-17
Nov. 12	#4/3 ALABAMA	L, 7-24
Nov. 19	at #6/6 Arkansas	L, 17-44
Nov. 26	OLE MISS [ESPNU]	W, 31-33

SOUTH CAROLINA (10-2, 6-2 SEC)

Sept. 3	EAST CAROLINA [SS]	W, 56-37
Sept. 10	at Georgia [ESPN]	W, 45-42
Sept. 17	NAVY [ESPN2]	W, 24-21
Sept. 24	VANDERBILT	W, 21-3
Oct. 1	AUBURN [CBS]	L, 13-16
Oct. 8	KENTUCKY [SECN]	W, 54-3
Oct. 15	at Mississippi State [SECN]	W, 14-12
Oct. 29	at Tennessee [ESPN2]	W, 14-3
Nov. 5	at #8/8 Arkansas [ESPN]	L, 28-44
Nov. 12	FLORIDA [CBS]	W, 17-12
Nov. 19	THE CITADEL [PPV]	W, 41-20
Nov. 26	#18/17 CLEMSON [ESPN]	W, 34-13

TENNESSEE (5-7, 1-7 SEC)

Sept. 3	MONTANA [PPV]	W, 42-16
Sept. 10	CINCINNATI [ESPN2]	W, 45-23
Sept. 17	at Florida [CBS]	L, 23-33
Oct. 1	BUFFALO [CSS]	W, 41-10
Oct. 8	GEORGIA [FSS]	L, 12-20
Oct. 15	LSU [CBS]	L, 7-38
Oct. 22	at Alabama [ESPN2]	L, 6-37
Oct. 29	SOUTH CAROLINA [ESPN2]	L, 3-14
Nov. 5	MIDDLE TENNESSEE STATE [FSS]	W, 24-0
Nov. 12	at Arkansas [ESPN2]	L, 7-49
Nov. 19	VANDERBILT [ESPNU]	W (OT), 27-21
Nov. 26	at Kentucky [SECN]	L, 7-10

VANDERBILT (6-6, 2-6 SEC)

Sept. 3	ELON [CSS]	W, 45-14
Sept. 10	CINCINNATI [CSS]	W, 24-21
Sept. 17	OLE MISS [SECN]	W, 30-7
Sept. 24	at #12/10 South Carolina [ESPN2]	W, 41-10
Oct. 8	at #2/3 Alabama [ESPN]	L, 0-34
Oct. 15	GEORGIA [FSS]	L, 28-33
Oct. 22	ARMY [ESPNU]	W, 44-21
Oct. 29	#8/8 ARKANSAS [SECN]	L, 28-31
Nov. 5	at Florida [SECN]	L, 21-26
Nov. 12	KENTUCKY [SECN]	W, 38-8
Nov. 19	at Tennessee [ESPN2]	L (OT), 21-27
Nov. 26	at Wake Forest [ESPNU]	W, 41-7



SEC Team Statistics



Scoring Offense

Name	G	TDs	FG	XP	2XP	DXP	Saf	Pts	Avg.
LSU	13	65	16	62	0	0	0	500	38.5
Arkansas	12	56	18	53	2	0	1	449	37.4
Alabama	12	54	18	52	1	0	0	432	36.0
Georgia	13	51	20	50	1	0	0	418	32.2
S. Carolina	12	49	7	46	0	0	0	361	30.1
Vanderbilt	12	43	7	42	0	0	1	323	26.9
Florida	12	34	23	30	1	0	1	307	25.6
Miss. State	12	39	11	37	0	0	1	306	25.5
Auburn	12	37	11	36	0	0	0	291	24.2
Tennessee	12	31	10	28	0	0	0	244	20.3
Ole Miss	12	24	9	20	1	0	0	193	16.1
Kentucky	12	22	12	20	1	0	0	190	15.8

Scoring Defense

Name	Gm	TDs	FG	XP	2XP	DXP	Saf	Pts	Avg.
Alabama	12	12	7	11	1	0	0	106	8.8
LSU	13	14	12	13	1	0	1	137	10.5
S. Carolina	12	25	17	21	1	0	1	226	18.8
Georgia	13	33	9	30	0	0	0	255	19.6
Miss. State	12	26	19	26	0	0	0	239	19.9
Florida	12	31	10	29	0	0	1	247	20.6
Vanderbilt	12	31	11	23	4	0	0	250	20.8
Tennessee	12	33	13	32	0	0	1	271	22.6
Arkansas	12	36	7	36	0	0	0	273	22.8
Kentucky	12	36	15	35	0	0	0	296	24.7
Auburn	12	43	17	39	2	0	0	352	29.3
Ole Miss	12	49	13	48	0	0	2	385	32.1

Total Offense

Name	G	Rush	Pass	Plays	Yds	Avg/P	TD	Yds/G
Arkansas	12	1657	3693	822	5350	6.5	49	445.8
Alabama	12	2638	2563	796	5201	6.5	49	433.4
Georgia	13	2245	3135	945	5380	5.7	50	413.8
S. Carolina	12	2376	2129	813	4505	5.5	43	375.4
LSU	13	2797	2082	826	4879	5.9	56	375.3
Miss. State	12	2026	2235	803	4261	5.3	35	355.1
Vanderbilt	12	2011	2102	773	4113	5.3	38	342.8
Florida	12	1728	2282	735	4010	5.5	29	334.2
Tennessee	12	1081	2911	792	3992	5.0	29	332.7
Auburn	12	2097	1841	761	3938	5.2	32	328.2
Ole Miss	12	1555	1820	773	3375	4.4	21	281.2
Kentucky	12	1490	1627	764	3117	4.1	21	259.8

Total Defense

Name	G	Rush	Pass	Plays	Yds	Avg/P	TD	Yds/G
Alabama	12	899	1396	676	2295	3.4	9	191.2
LSU	13	1111	2166	828	3277	4.0	13	252.1
Georgia	13	1344	2146	790	3490	4.4	25	268.5
S. Carolina	12	1631	1596	773	3227	4.2	24	268.9
Florida	12	1588	2007	788	3595	4.6	29	299.6
Vanderbilt	12	1476	2419	798	3895	4.9	25	324.6
Tennessee	12	1952	2134	752	4086	5.4	31	340.5
Miss. State	12	1932	2339	884	4271	4.8	25	355.9
Arkansas	12	2092	2365	842	4457	5.3	31	371.4
Kentucky	12	2198	2326	829	4524	5.5	33	377.0
Auburn	12	2337	2532	855	4869	5.7	39	405.8
Ole Miss	12	2699	2333	806	5032	6.2	43	419.3

Rushing Offense

Name	G	Att	Yds	Avg	TD	Yds/G
Alabama	12	473	2638	5.6	33	219.8
LSU	13	564	2797	5.0	35	215.2
S. Carolina	12	513	2376	4.6	26	198.0
Auburn	12	492	2097	4.3	16	174.8
Georgia	13	543	2245	4.1	15	172.7
Miss. State	12	474	2026	4.3	17	168.8
Vanderbilt	12	461	2011	4.4	24	167.6
Florida	12	431	1728	4.0	17	144.0
Arkansas	12	382	1657	4.3	25	138.1
Ole Miss	12	460	1555	3.4	12	129.6
Kentucky	12	428	1490	3.5	9	124.2
Tennessee	12	392	1081	2.8	11	90.1

Rushing Defense

Name	G	Att	Yds	Avg	TD	Yds/G
Alabama	12	359	899	2.5	3	74.9
LSU	13	425	1111	2.6	6	85.5
Georgia	13	411	1344	3.3	14	103.4
Vanderbilt	12	429	1476	3.4	10	123.0
Florida	12	470	1588	3.4	16	132.3
S. Carolina	12	443	1631	3.7	11	135.9
Miss. State	12	498	1932	3.9	13	161.0
Tennessee	12	445	1952	4.4	17	162.7
Arkansas	12	465	2092	4.5	20	174.3
Kentucky	12	487	2198	4.5	14	183.2
Auburn	12	501	2337	4.7	18	194.8
Ole Miss	12	500	2699	5.4	26	224.9

Passing Offense

Name	G	Att	Cmp	Int	Pct.	Yds	Avg	TD	Yds/G
Arkansas	12	279	440	7	63.4	3693	8.4	24	307.8
Tennessee	12	223	400	12	55.8	2911	7.3	18	242.6
Georgia	13	237	402	12	59.0	3135	7.8	35	241.2
Alabama	12	214	323	8	66.3	2563	7.9	16	213.6
Florida	12	170	304	12	55.9	2282	7.5	12	190.2
Miss. State	12	186	329	11	56.5	2235	6.8	18	186.2
S. Carolina	12	180	300	15	60.0	2129	7.1	17	177.4
Vanderbilt	12	167	312	16	53.5	2102	6.7	14	175.2
LSU	13	162	262	4	61.8	2082	7.9	21	160.2
Auburn	12	152	269	13	56.5	1841	6.8	16	153.4
Ole Miss	12	155	313	13	49.5	1820	5.8	9	151.7
Kentucky	12	171	336	12	50.9	1627	4.8	12	135.6

Pass Defense

Name	G	Att	Cmp	Int	Pct.	Yds	Avg	TD	Yds/G
Alabama	12	153	317	12	48.3	1396	4.4	6	116.3
S. Carolina	12	164	330	18	49.7	1596	4.8	13	133.0
Georgia	13	190	379	17	50.1	2146	5.7	11	165.1
LSU	13	206	403	18	51.1	2166	5.4	7	166.6
Florida	12	168	318	8	52.8	2007	6.3	13	167.2
Tennessee	12	178	307	9	58.0	2134	7.0	14	177.8
Kentucky	12	175	342	15	51.2	2326	6.8	19	193.8
Ole Miss	12	187	306	10	61.1	2333	7.6	17	194.4
Miss. State	12	254	386	12	65.8	2339	6.1	12	194.9
Arkansas	12	216	377	11	57.3	2365	6.3	11	197.1
Vanderbilt	12	204	369	17	55.3	2419	6.6	15	201.6
Auburn	12	224	354	10	63.3	2532	7.2	21	211.0



SEC Individual Statistics



Rushing Yards Per Game

Player	Team	Cl	G	Att	Yds	Avg	TD	Long	Yds/G
Trent Richardson	UA	JR	12	263	1583	6.0	20	76	131.9
Michael Dyer	AU	SO	12	242	1242	5.1	10	55	103.5
Zac Stacy	VU	JR	12	183	1136	6.2	13	77	94.7
Vick Ballard	MS	SR	12	179	1009	5.6	8	66	84.1
Isaiah Crowell	UG	FR	11	182	847	4.7	5	29	77.0
Chris Rainey	UF	SR	11	155	790	5.1	2	47	71.8
Dennis Johnson	AR	JR	10	101	637	6.3	3	71	63.7
Spencer Ware	LS	SO	12	174	700	4.0	8	35	58.3
Michael Ford	LS	SO	13	123	755	6.1	7	49	58.1
Tauren Poole	UT	SR	12	187	693	3.7	5	28	57.8

Passing Yards Per Game

Player	Team	Cl	G	Att	Cmp	Int	Pct.	Yds	TD	Avg/G
Tyler Wilson	AR	JR	12	257	407	6	63.1	3422	22	285.2
Aaron Murray	UG	SO	13	218	371	12	58.8	2861	33	220.1
A.J. McCarron	UA	SO	12	196	294	5	66.7	2400	16	200.0
John Brantley	UF	SR	10	132	224	6	58.9	1912	10	191.2
Connor Shaw	SC	SO	9	112	171	6	65.5	1218	12	135.3
Jordan Rodgers	VU	JR	12	104	202	9	51.5	1498	9	124.8
Randall Mackey	UM	JR	9	77	155	5	49.7	1112	7	123.6
Tyler Russell	MS	SO	9	69	129	4	53.5	1034	8	114.9
Chris Relf	MS	SR	10	102	171	7	59.6	1083	9	108.3
Jarrett Lee	LS	SR	13	104	167	3	62.3	1306	14	108.5

Receiving Yards Per Game

Player	Team	Cl	G	Rec	Yds	TD	Long	Avg/C	Yds/G
Jarius Wright	AR	SR	11	63	1029	11	68	16.3	93.5
Da'Rick Rogers	UT	SO	12	67	1040	9	58	15.5	86.7
Rueben Randle	LS	JR	13	50	904	8	59	18.1	69.5
Malcolm Mitchell	UG	FR	9	34	582	4	71	17.1	64.7
Jordan Matthews	VU	SO	12	37	722	5	49	19.5	60.2
Joe Adams	AR	SR	12	49	630	3	67	12.9	52.5
Marquis Maze	UA	SR	12	56	627	1	69	11.2	52.2
Alshon Jeffery	SC	JR	12	45	614	7	50	13.6	51.2
Emory Blake	AU	JR	10	30	505	5	56	16.8	50.5
La'Rod King	UK	JR	12	40	598	7	55	14.9	49.8

All-Purpose Offense

Player	Team	Cl	G	Rush	Rcv	PR	KR	Yds	Avg/G
Trent Richardson	UA	JR	12	1583	327	0	66	1976	164.7
Dennis Johnson	AR	JR	10	637	253	0	461	1351	135.1
Chris Rainey	UF	SR	11	790	350	75	103	1318	119.8
Marquis Maze	UA	SR	12	-6	627	384	342	1347	112.2
Michael Dyer	AU	SO	12	1242	7	0	0	1249	104.1
Zac Stacy	VU	JR	12	1136	95	0	0	1231	102.6
Jeff Scott	UM	SO	10	529	99	138	248	1014	101.4
Vick Ballard	MS	SR	12	1009	178	0	0	1187	98.9
Da'Rick Rogers	UT	SO	12	10	1040	0	113	1163	96.9
Onterio McCalebb	AU	JR	12	532	291	0	320	1143	95.2

Total Offense

Player	Team	Cl	G	Rush	Pass	Plays	Total	Yds/G
Tyler Wilson	AR	JR	12	-21	3422	460	3401	283.4
Aaron Murray	UG	SO	13	124	2861	450	2985	229.6
A.J. McCarron	UA	SO	12	-33	2400	320	2367	197.2
Connor Shaw	SC	SO	9	483	1218	287	1701	189.0
John Brantley	UF	SR	10	-117	1912	247	1795	179.5
Jordan Rodgers	VU	JR	12	387	1498	310	1885	157.1
Randall Mackey	UM	JR	9	180	1112	238	1292	143.6
Chris Relf	MS	SR	10	311	1083	279	1394	139.4
Trent Richardson	UA	JR	12	1583	0	263	1583	131.9
Tyler Russell	MS	SO	9	45	1034	162	1079	119.9

Passing Efficiency

Player	Team	Cl	G	Att	Cmp	Int	Pct.	Yds	TD	Eff.
Jarrett Lee	LS	SR	13	104	167	3	62.3	1306	14	152.0
A.J. McCarron	UA	SO	12	196	294	5	66.7	2400	16	149.8
Tyler Wilson	AR	JR	12	257	407	6	63.1	3422	22	148.7
Aaron Murray	UG	SO	13	218	371	12	58.8	2861	33	146.4
Connor Shaw	SC	SO	9	112	171	6	65.5	1218	12	141.5
John Brantley	UF	SR	10	132	224	6	58.9	1912	10	140.0
Clint Moseley	AU	SO	9	65	104	3	62.5	794	5	136.7
Tyler Russell	MS	SO	9	69	129	4	53.5	1034	8	135.1
Chris Relf	MS	SR	10	102	171	7	59.6	1083	9	122.0
Jordan Rodgers	VU	JR	12	104	202	9	51.5	1498	9	119.6

Scoring

Player	Team	Cl	G	TD	XPT	FG	2XP	Pts	Pts/G
Trent Richardson	UA	JR	12	23	0	0	0	138	11.5
Zach Hocker	AR	SO	12	0	18	53	0	107	8.9
Drew Alleman	LS	JR	13	0	16	62	0	110	8.5
Jeremy Shelley	UA	JR	12	0	16	52	0	100	8.3
Caleb Sturgis	UF	JR	11	0	21	28	0	91	8.3
Blair Walsh	UG	SR	13	0	19	44	0	101	7.8
Zac Stacy	VU	JR	12	13	0	0	0	78	6.5
Jarius Wright	AR	SR	11	11	0	0	2	68	6.2
Cody Parkey	AU	SO	12	0	11	36	0	69	5.8
Jay Wooten	SC	SR	12	0	7	46	0	67	5.6

Punting

Player	Team	Cl	G	Punts	Yds	Long	Avg
Dylan Breeding	AR	JR	12	49	2213	70	45.2
Drew Butler	UG	SR	13	51	2260	62	44.3
Brad Wing	LS	FR	11	50	2207	73	44.1
Ryan Tydacka	UK	SR	12	79	3448	64	43.6
Tyler Campbell	UM	JR	12	72	3137	73	43.6
Richard Kent	VU	JR	12	56	2381	67	42.5
B. Swedenburg	MS	SO	12	66	2764	58	41.9
Steven Clark	AU	SO	12	69	2794	58	40.5
Cody Mandell	UA	SO	11	36	1401	50	38.9
Scribner-Howard	SC	SR	11	47	1828	60	38.9

Punt Returns

Player	Team	Cl	G	Ret	Yds	TD	Long	Avg
Joe Adams	AR	SR	12	16	259	3	69	16.2
Tyrann Mathieu	LS	SO	12	26	420	2	92	16.2
Marquis Maze	UA	SR	12	31	384	1	83	12.4
Johnthan Banks	MS	JR	12	16	166	1	65	10.4
Ace Sanders	SC	SO	12	14	130	1	68	9.3
Marquel Wade	AR	FR	10	12	99	0	19	8.2
Quan Bray	AU	FR	12	12	96	0	24	8.0
Chris Rainey	UF	SR	11	11	75	1	22	6.8
Brandon Boykin	UG	SR	13	13	88	0	30	6.8
Jonathan Krause	VU	SO	12	16	56	0	18	3.5

Kickoff Returns

Player	Team	Cl	G	Ret	Yds	TD	Long	Avg
Marquis Maze	UA	SR	12	12	342	0	70	28.5
Marquel Wade	AR	FR	10	12	318	1	85	26.5
Tre Mason	AU	FR	11	24	633	1	97	26.4
Mo. Claiborne	LS	JR	13	17	443	1	99	26.1
Dennis Johnson	AR	JR	10	18	461	1	98	25.6
T. Singleton	UM	FR	10	21	516	0	47	24.6
Andre Hal	VU	SO	12	29	689	1	96	23.8
L. Perkins	MS	SO	12	15	350	0	68	23.3
Devrin Young	UT	FR	9	27	628	0	60	23.3
Brandon Boykin	UG	SR	13	34	780	0	60	22.9



BOWL HISTORY



Auburn Bowl History



All-Time Bowl Appearances

School	Appearances
1. Alabama	59
2. Texas	50
3. Tennessee	49
4. Southern Cal	48
Nebraska	48
6. Georgia	47
7. Oklahoma	45
8. Penn State	44
9. LSU	43
Ohio State	43
11. Michigan	41
12. Florida State	40
Georgia Tech	40
14. Arkansas	39
Florida	39
16. Auburn	37
17. Clemson	34
Miami (Fla.)	34
Texas Tech	34
20. Ole Miss	33

*Includes 2011 bowl berths

All-Time Bowl Wins

School	Wins
1. Alabama	33
2. Southern Cal	32
3. Penn State	27
4. Georgia	26
5. Oklahoma	25
Tennessee	25
Texas	25
8. Nebraska	24
9. Florida State	23
10. Georgia Tech	22
LSU	22
12. Auburn	21
Ole Miss	21
14. Ohio State	20
15. Michigan	19
Florida	19
17. Miami (Fla.)	18
18. Clemson	16
19. Notre Dame	15
Washington	15

Auburn in Bowl Games (21-13-2)

Season	Bowl	Opponent	Score	W-L-T	AU Coach	Date
1936	Bacardi	Villanova	7-7	T	Jack Meagher	1/1/37
1937	Orange	Michigan State	6-0	W	Jack Meagher	1/1/38
1953	Gator	Texas Tech	13-35	L	Shug Jordan	1/1/54
1954	Gator	Baylor	33-13	W	Shug Jordan	12/31/54
1955	Gator	Vanderbilt	13-25	L	Shug Jordan	12/31/55
1963	Orange	Nebraska	7-13	L	Shug Jordan	1/1/64
1965	Liberty	Ole Miss	7-13	L	Shug Jordan	12/18/65
1968	Sun	Arizona	34-10	W	Shug Jordan	12/28/68
1969	Astro-Bluebonnet	Houston	7-36	L	Shug Jordan	12/31/69
1970	Gator	Ole Miss	35-28	W	Shug Jordan	1/2/71
1971	Sugar	Oklahoma	22-40	L	Shug Jordan	1/1/72
1972	Gator	Colorado	24-3	W	Shug Jordan	12/30/72
1973	Sun	Missouri	17-34	L	Shug Jordan	12/29/73
1974	Gator	Texas	27-3	W	Shug Jordan	12/30/74
1982	Tangerine	Boston College	33-26	W	Pat Dye	12/18/82
1983	Sugar	Michigan	9-7	W	Pat Dye	1/2/84
1984	Liberty	Arkansas	21-15	W	Pat Dye	12/27/84
1985	Cotton	Texas A&M	16-36	L	Pat Dye	1/1/86
1986	Citrus	Southern Cal	16-7	W	Pat Dye	1/1/87
1987	Sugar	Syracuse	16-16	T	Pat Dye	1/1/88
1988	Sugar	Florida State	7-13	L	Pat Dye	1/2/89
1989	Hall of Fame	Ohio State	31-14	W	Pat Dye	1/1/90
1990	Peach	Indiana	27-23	W	Pat Dye	12/29/90
1995	Outback	Penn State	13-43	L	Terry Bowden	1/1/96
1996	Independence	Army	32-29	W	Terry Bowden	12/31/96
1997	Peach	Clemson	21-17	W	Terry Bowden	1/2/98
2000	Citrus	Michigan	28-31	L	Tommy Tuberville	1/1/01
2001	Peach	North Carolina	10-16	L	Tommy Tuberville	12/31/01
2002	Capital One	Penn State	13-9	W	Tommy Tuberville	1/1/03
2003	Music City	Wisconsin	28-14	W	Tommy Tuberville	12/31/03
2004	Sugar	Virginia Tech	16-13	W	Tommy Tuberville	1/3/05
2005	Capital One	Wisconsin	10-24	L	Tommy Tuberville	1/2/06
2006	Cotton	Nebraska	17-14	W	Tommy Tuberville	1/1/07
2007	Chick-fil-A	Clemson	23-20 [OT]	W	Tommy Tuberville	12/31/07
2009	Outback	Northwestern	38-35 [OT]	W	Gene Chizik	1/1/10
2010	BCS National Championship	Oregon	22-19	W	Gene Chizik	1/10/11





Auburn Bowl History



Auburn's Bowl Series Record

Bowl	Appearances	W-L-T	Pct.	Seasons
Gator	6	4-2	.667	1954-54-55-70-72-74
Sugar	5	2-2-1	.500	1971-84-88-89-04
Capital One (Citrus/Tangerine)	5	3-2	.600	1982-87-00-02-05
Chick-fil-A (Peach)	4	3-1	.750	1990-97-01-07
Outback (Hall of Fame)	3	2-1	.667	1990-95-09
Cotton	2	1-1	.500	1986-06
Sun	2	1-1	.500	1968-73
Orange	2	1-1	.500	1938-64
Liberty	2	1-1	.500	1965-84
BCS National Championship	1	1-0	1.000	2010
Music City	1	1-0	1.000	2003
Independence	1	1-0	1.000	1996
Bacardi	1	0-0-1	.500	1937
Astro-Bluebonnet	1	0-1	.000	1969
TOTALS	.36	21-13-2	.611	



Bo Jackson - 1984 Sugar Bowl MVP; 1984 Liberty Bowl MVP; 1986 Cotton Bowl MVP

Auburn's Bowl MVPs

BCS National Championship Game

2010 Michael Dyer (offense)
Nick Fairley (defense)

Citrus Bowl/Capital One Bowl MVP

1982 Randy Campbell
1987 Aundray Bruce
2001 Ben Leard (offense)
Javor Mills (defense)
2003 Ronnie Brown (MVP)
Dontarrious Thomas (defense)

Cotton Bowl MVP

1986 Bo Jackson
2007 Courtney Taylor (offense)
Will Herring (defense)

Gator Bowl MVP

1954 Vince Dooley
1954 Joe Childress
1955 Joe Childress
1971 Pat Sullivan
1972 Wade Whatley
1974 Phil Gargis

Independence Bowl MVP

1996 Dameyune Craig (offense)
Ricky Neal (co-defense)
Takeo Spikes (co-defense)

Liberty Bowl MVP

1965 Tom Bryan
1984 Bo Jackson

Music City Bowl MVP

2003 Jason Campbell

Outback Bowl MVP

1990 Reggie Slack
2010 Darvin Adams

Peach Bowl/Chick-fil-A MVP

1990 Stan White (offense)
Darrel Crawford (defense)
1998 Dameyune Craig (offense)
Takeo Spikes (defense)
2007 Pat Sims

Sugar Bowl MVP

1984 Bo Jackson
2005 Jason Campbell

Sun Bowl MVP

1968 Buddy McClinton (defense)
David Campbell (offense)



Nick Fairley - 2011 BCS National Championship Game Defensive MVP



Auburn Bowl Records



Auburn Individual Records

RUSHING ATTEMPTS

- 37 Ronnie Brown vs. Penn State, 2003 Capital One
- 31 Bo Jackson vs. Texas A&M, 1986 Cotton
- 28 Brent Fullwood vs. USC, 1987 Citrus
- 25 Rudi Johnson vs. Michigan, 2001 Citrus
- 24 Kenny Irons vs. Nebraska, 2007 Cotton
- 22 Cam Newton vs. Oregon, 2011 BCS Championship
- 22 Michael Dyer vs. Oregon, 2011 BCS Championship
- 22 Kenny Irons vs. Wisconsin, 2006 Capital One
- 22 Bo Jackson vs. Michigan, 1984 Sugar

RUSHING YARDS

- 184 Ronnie Brown vs. Penn State (37 carries, 1 TD), 2003 Capital One
- 152 Brent Fullwood vs. USC (28 carries, 1 TD), 1987 Citrus
- 143 Michael Dyer vs. Oregon (22 carries), 2011 BCS Championship
- 134 Joe Childress vs. Baylor (20 carries, 2 TD), 1954 Gator
- 130 Bo Jackson vs. Michigan (22 carries), 1984 Sugar
- 129 Bo Jackson vs. Texas A&M (31 carries, 1 TD), 1986 Cotton
- 119 Stephen Davis vs. Penn State (12 carries), 1996 Outback
- 111 Tom Bryan vs. Ole Miss (19 carries, 1 TD), 1965 Liberty
- 108 Ben Tate vs. Northwestern (20 carries, 2 TD), 2010 Outback

MOST RUSHING TOUCHDOWNS

- 2 Ben Tate vs. Northwestern, 2010 Outback
- 2 Ronnie Brown vs. Wisconsin, 2003 Music City
- 2 Carnell Williams vs. Wisconsin, 2003 Music City
- 2 Ronnie Brown vs. Penn State, 2002 Capital One
- 2 Stan White vs. Indiana, 1990 Peach
- 2 Bo Jackson vs. Arkansas, 1984 Liberty
- 2 Bo Jackson vs. Boston College, 1982 Tangerine
- 2 Joe Childress vs. Baylor, 1954 Gator

PASS ATTEMPTS

- 48 Stan White vs. Indiana, 1990 Peach
- 48 Pat Sullivan vs. Oklahoma, 1972 Sugar
- 48 Dameyune Craig vs. Clemson, 1998 Peach
- 48 Pat Sullivan vs. Ole Miss, 1971 Gator
- 42 Dameyune Craig vs. Army, 1996 Independence

PASS COMPLETIONS

- 31 Stan White vs. Indiana, 1990 Peach
- 28 Ben Leard vs. Michigan, 2001 Citrus
- 27 Pat Sullivan vs. Ole Miss, 1971 Gator
- 25 Brandon Cox vs. Clemson, 2007 Chick-fil-A
- 24 Jeff Burger vs. Syracuse, 1988 Sugar
- 24 Dameyune Craig vs. Army, 1996 Independence

PASSING YARDS

- 394 Ben Leard vs. Michigan (28-37-2, 3 TD), 2001 Citrus
- 370 Dameyune Craig vs. Army (24-42-1, 2 TD), 1996 Independence
- 351 Stan White vs. Indiana (31-48-0, 1 TD), 1990 Peach
- 351 Pat Sullivan vs. Ole Miss (27-43-1, 2 TD), 1971 Gator
- 265 Cam Newton vs. Oregon (20-34-1, 2 TD), 2011 BCS Championship

MOST TOUCHDOWN PASSES

- 3 Ben Leard vs. Michigan, 2001 Citrus
- 3 Reggie Slack vs. Ohio State, 1990 Hall of Fame
- 2 Cam Newton vs. Oregon, 2011 BCS Championship
- 2 Dameyune Craig vs. Army, 1996 Independence
- 2 Loran Carter vs. Arizona, 1968 Sun
- 2 Pat Sullivan vs. Ole Miss, 1971 Gator
- 2 Phil Gargis vs. Missouri, 1973 Sun
- 2 Phil Gargis vs. Texas, 1974 Gator

RECEPTIONS

- 12 Darvin Adams vs. Northwestern (142 yards), 2010 Outback
- 10 Willie Goshaw vs. Army (132 yards, 1 TD), 1996 Independence
- 9 Victor Hall vs. Indiana (74 yards), 1990 Peach
- 8 Terry Beasley vs. Ole Miss (143 yards, 1 TD), 1971 Gator
- 7 Ronney Daniels vs. Michigan (98 yards, 1TD), 2001 Citrus
- 7 Herbert Casey vs. Indiana (159 yards), 1990 Peach
- 7 Stacy Danley vs. Syracuse (34 yards), 1988 Sugar

RECEIVING YARDS

- 159 Herbert Casey vs. Indiana, 1990 Peach
- 143 Terry Beasley vs. Ole Miss, 1971 Gator
- 142 Darvin Adams vs. Northwestern, 2010 Outback
- 132 Willie Goshaw vs. Army, 1996 Independence
- 125 Lawyer Tillman vs. Syracuse, 1988 Sugar
- 119 Karsten Bailey vs. Clemson, 1998 Peach

RECEIVING TOUCHDOWNS

- 2 Thom Gossom vs. Missouri, 1973 Sun
- 2 Ed Butler vs. Texas, 1974 Gator
- 2 Greg Taylor vs. Ohio State, 1990 Hall of Fame

SCORING

- 15 Joe Childress vs. Baylor (2 TDs, 3 PATs), 1954 Gator
- 12 Carl Stewart (2 TDs), 2007 Cotton
- 12 Ronnie Brown vs. Wisconsin (2 TDs), 2003 Music City
- 12 Carnell Williams vs. Wisconsin (2 TDs), 2003 Music City
- 12 Ronnie Brown vs. Penn State (2 TDs), 2002 Capital One
- 12 Stan White vs. Indiana (2 TDs), 1990 Peach
- 12 Greg Taylor vs. Ohio State (2 TDs), 1990 Hall of Fame
- 12 Ed Butler vs. Texas (2 TDs), 1974 Gator
- 12 Thom Gossom vs. Missouri (2 TDs), 1973 Sun

LONGEST FIELD GOAL

- 52 Jaret Holmes vs. Clemson, 1998 Peach
- 52 John Riley vs. Arizona, 1968 Sun

LONGEST TOUCHDOWN RUNS

- 44 Tom Bryan vs. Ole Miss, 1965 Liberty
- 43 Fob James vs. Baylor, 1954 Gator
- 40 Billy Hitchcock vs. Villanova, 1937 Bicardi
- 39 Bo Jackson vs. Arkansas, 1984 Liberty
- 37 Pat Sullivan vs. Ole Miss, 1971 Gator

LONGEST TOUCHDOWN PASSES

- 73 Pat Washington to Bo Jackson vs. Texas A&M, 1986 Cotton
- 65 Loran Carter to Mickey Zofko vs. Arizona, 1968 Sun
- 46 Chris Todd to Quindarius Carr vs. Northwestern, 2010 Outback
- 43 Loran Carter to Tim Christian vs. Arizona, 1968 Sun
- 38 Howell Tubbs to Fob James vs. Vanderbilt, 1955 Gator

LONGEST INTERCEPTION RETURN FOR A TOUCHDOWN

- 100 Walter McFadden vs. Northwestern, 2010 Outback
- 35 Kevin Porter vs. Arkansas, 1984 Liberty
- 32 Buddy McClinton vs. Arizona, 1968 Sun

MOST INTERCEPTIONS

- 3 Buddy McClinton vs. Arizona, 1968 Sun
- 2 Walter McFadden vs. Northwestern, 2010 Outback
- 2 T'Sharvan Bell vs. Northwestern, 2010 Outback



Auburn Bowl Records



Auburn Team Records

SCORING

Most Auburn Points — 38 vs. Northwestern, 2010 Outback
 Most Opponent Points — 43 by Penn State, 1996 Outback
 Most Points, Both Teams — 73 (AU 38, Northwestern 35), 2010 Outback
 Fewest Points, Both Teams — 6 (AU 6, Mich. State 0), 1938 Orange
 Largest Margin of Victory, Auburn — 24 points (AU 34, Arizona 10), 1968 Sun
 Largest Margin of Defeat, Auburn — 29 points (Houston 36, AU 7), 1969 Astro-Bluebonnet; (Penn State 42, AU 13), 1996 Outback

FIRST DOWNS

Most by Auburn — 28 vs. Oregon, 2011 BCS Championships
 Most by Opponent — 33 by Northwestern, 2010 Outback
 Fewest by Auburn — 9 vs. Villanova, 1937 Bacardi
 Fewest by Opponent — 2 by Michigan State, 1938 Orange

RUSHING

Most Yards, Auburn — 423 vs. Baylor, 1954 Gator
 Most Yards, Opponents — 439 by Oklahoma, 1972 Sugar
 Fewest Yards, Auburn — 1 vs. Houston, 1969 Astro-Bluebonnet
 Fewest Yards, Opponent — 32 by Michigan State, 1938 Orange

PASSING

Most Yards, Auburn — 394 vs. Michigan, 2001 Citrus
 Most Yards, Opponent — 532 by Northwestern, 2010 Outback
 Fewest Yards, Auburn — 21 vs. Michigan, 1984 Sugar
 Fewest Yards, Opponent — 11 by Oklahoma, 1972 Sugar
 Most Attempted, Auburn — 48 vs. Indiana, 1990 Peach
 Most Attempted, Opponent — 78 by Northwestern, 2010 Outback
 Fewest Attempted, Auburn — 6 vs. Michigan, 1984 Sugar
 Fewest Attempted, Opponent — 4 by Oklahoma, 1972 Sugar
 Most Completed, Auburn — 31 vs. Indiana, 1990 Peach
 Most Completed, Opponent — 47 by Northwestern, 2010 Outback
 Fewest Completed, Auburn — 2 vs. Villanova, 1937 Bacardi;
 2 vs. Michigan, 1984 Sugar
 Fewest Completed, Opponent — 1 by Oklahoma, 1972 Sugar
 Best Completion Percentage, Auburn (min. 10 att.) — .757 (28-37) vs. Michigan, 2001 Citrus
 Best Completion Percentage, Opponent (min. 10 att.) — .714 (15-21) by Michigan, 2001 Citrus
 Worst Completion Percentage, Auburn — .167 (2-12) vs. Villanova, 1937 Bacardi
 Worst Completion Percentage, Opponent — .167 (2-23) by Michigan State, 1938 Orange

TOTAL OFFENSE

Most Yards, Auburn — 559 vs. Ole Miss, 1971 Gator
 Most Yards, Opponent — 625 by Northwestern, 2010 Outback
 Fewest Yards, Auburn — 178 vs. Nebraska, 2007 Cotton
 Fewest Yards, Opponent — 57 by Michigan State, 1938 Orange

TOTAL OFFENSE, BOTH TEAMS

Most Yards — 1,050 in 2010 Outback (Auburn 425, Northwestern 621)
 Fewest Yards — 334 in 1937 Bacardi (Auburn 181, Villanova 153)

PUNTING

Best Avg., Auburn — 49.3 (9 punts) vs. North Carolina, 2001 Peach
 Best Avg., Opponent — 47.3 (6 punts) by Ole Miss, 1971 Gator
 Worst Avg., Auburn — 23.0 (3 punts) vs. Indiana, 1990 Peach
 Worst Avg., Opponent — 28.8 (4 punts) by Texas, 1974 Gator
 Most Punts, Auburn — 10 vs. Michigan State, 1938 Orange
 Most Punts, Opponent — 12 by Michigan State, 1938 Orange
 Fewest Punts, Auburn — 2 vs. Army, 1996 Independence;
 2 vs. Boston College, 1982 Tangerine; 2 vs. Texas, 1974 Gator;
 2 vs. Baylor, 1954 Gator
 Fewest Punts, Opponent — 2 by Houston, 1969 Astro-Bluebonnet

FUMBLES

Most, Auburn — 7 vs. Texas 1974 Gator
 Most, Opponent — 5 by Texas, 1974 Gator
 Most Lost, Auburn — 5 vs. Texas, 1974 Gator
 5 vs. Vanderbilt, 1955 Gator
 Most Lost, Opponent — 4 by Texas, 1974 Gator

PENALTY YARDS

Most, Auburn — 84 vs. Southern Cal, 1987 Citrus; 84 vs. Penn State, 2002 Capital One
 Most, Opponent — 83 by Texas Tech, 1954 Gator



Darvin Adams set the Auburn record for receptions in a bowl game with 12 against Northwestern in the 2010 Outback Bowl.



Auburn Bowl Records



Opponents Individual Records

RUSHING ATTEMPTS

- 34 Jim Strong, Houston, 1969 Astro-Bluebonnet
- 32 Anthony Thomas, Michigan, 2001 Capital One
- 30 Brian Calhoun, Wisconsin, 2006 Capital One
- 30 Jack Mildren, Oklahoma, 1972 Sugar
- 27 Ray Bybee, Missouri, 1973 Sun
- 25 Marlon Lucky, Nebraska, 2007 Cotton
- 24 Sammie Smith, Florida State, 1989 Sugar

RUSHING YARDS

- 213 Brian Calhoun, Wisconsin, 2006 Capital One
- 184 Jim Strong, Houston, 1969 Astro-Bluebonnet
- 182 Anthony Thomas, Michigan, 2001 Capital One
- 149 Jack Mildren, Oklahoma, 1972 Sugar
- 141 Bobby Cavazos, Texas Tech, 1954 Gator
- 131 Willie Parker, North Carolina, 2001 Chick-fil-A Peach

MOST RUSHING TOUCHDOWNS

- 3 Trent Green, Indiana, 1990 Peach
- 3 Jack Mildren, Oklahoma, 1972 Sugar
- 2 Anthony Thomas, Michigan, 2001 Capital One
- 2 Bobby Williams, Army, 1996 Independence
- 2 Jim Strong, Houston, 1969 Astro-Bluebonnet
- 2 Bobby Cavazos, Texas Tech, 1954 Gator

PASS ATTEMPTS

- 78 Mike Kafka, Northwestern, 2010 Outback
- 40 Darron Thomas, Oregon, 2011 BCS Championship
- 38 Bryan Randall, Virginia Tech, 2005 Sugar
- 38 Doug Flutie, Boston College, 1982 Tangerine
- 34 Brad Taylor, Arkansas, 1984 Liberty
- 33 Cullen Harper, Clemson, 2007 Chick-fil-A
- 31 Greg Frey, Ohio State, 1990 Hall of Fame

PASS COMPLETIONS

- 47 Mike Kafka, Northwestern, 2010 Outback
- 27 Darron Thomas, Oregon, 2011 BCS Championship
- 22 Doug Flutie, Boston College, 1982 Tangerine
- 21 Bryan Randall, Virginia Tech, 2005 Sugar
- 19 Archie Manning, Ole Miss, 1971 Gator
- 18 Brad Taylor, Arkansas, 1984 Liberty
- 17 Ken Johnson, Colorado, 1972 Gator

PASSING YARDS

- 532 Mike Kafka, Northwestern, 2010 Outback
- 363 Darron Thomas, Oregon, 2011 BCS Championship
- 301 John Stocco, Wisconsin, 2006 Capital One
- 299 Bryan Randall, Virginia Tech, 2005 Sugar
- 299 Doug Flutie, Boston College, 1982 Tangerine
- 294 Drew Henson, Michigan, 2001 Capital One Florida Citrus
- 292 Kevin Murray, Texas A&M, 1986 Cotton

MOST TOUCHDOWN PASSES

- 4 Mike Kafka, Northwestern, 2010 Outback
- 4 Wally Richardson, Penn State, 1996 Outback
- 2 Darron Thomas, Oregon, 2011 BCS Championship
- 2 John Stocco, Wisconsin, 2006 Capital One
- 2 Bryan Randall, Virginia Tech, 2005 Sugar
- 2 Drew Henson, Michigan, 2001 Capital One Florida Citrus
- 2 Doug Flutie, Boston College, 1982 Tangerine
- 2 Ray Smith, Missouri, 1973 Sun
- 2 Jack Kirkpatrick, Texas Tech, 1954 Gator

RECEPTIONS

- 12 Zeke Markshausen, Northwestern, 2010 Outback
- 10 Sidney Stewart, Northwestern, 2010 Outback
- 10 Bobby Joe Edmonds, Arkansas, 1984 Liberty
- 9 Jeff Maehl, Oregon, 2011 BCS Championship
- 9 Jim Poole, Ole Miss, 1971 Gator
- 7 Sam Aiken, North Carolina, 2001 Chick-fil-A Peach
- 7 Brian Brennan, Boston College, 1982 Tangerine
- 7 Charlie Davis, Colorado, 1972 Gator
- 7 Floyd Franks, Ole Miss, 1971 Gator

RECEIVING YARDS

- 173 Brandon Williams, Wisconsin, 2006 Capital One
- 149 Brian Brennan, Boston College, 1982 Tangerine
- 136 David Terrell, Michigan, 2001 Florida Citrus
- 133 Jeff Maehl, Oregon, 2011 BCS Championship
- 133 Andrew Brewer, Northwestern, 2010 Outback
- 126 Josh Morgan, Virginia Tech, 2005 Sugar
- 120 Drake Dunsmore, Northwestern, 2010 Outback
- 113 Bobby Engram, Penn State, 1996 Outback
- 111 Jim Poole, Ole Miss, 1971 Gator
- 108 Rod Bernstine, Texas A&M, 1986 Cotton
- 103 Jeff Graham, Ohio State, 1990 Hall of Fame
- 100 Marquise Walker, Michigan, 2001 Florida Citrus

RECEIVING TOUCHDOWNS

- 2 LaMichael James, Oregon, 2011 BCS Championship
- 2 Andrew Brewer, Northwestern, 2010 Outback
- 2 Josh Morgan, Virginia Tech, 2005 Sugar
- 2 Bobby Engram, Penn State, 1996 Outback
- 2 John Kelsey, Missouri, 1973 Sun

SCORING

- 18 Trent Green, Indiana (3 TDs), 1990 Peach
- 18 Jack Mildren, Oklahoma (3 TDs), 1972 Sugar
- 18 Bobby Cavazos, Texas Tech (3 TDs), 1954 Gator
- 14 Bobby Williams, Army (2 TDs, 2 point conversion), 1996 Independence
- 13 Brett Conway, Penn State (3 FGs, 4 PATs), 1996 Outback

LONGEST FIELD GOAL

- 53 John Carroll, Oklahoma, 1972 Sugar
- 48 David Richardson, Clemson, 1998 Chick-fil-A Peach
- 42 Scott Bonnell, Indiana, 1990 Peach
- 42 Johnny Keyes, Ole Miss, 1965 Liberty

LONGEST TOUCHDOWN RUNS

- 83 C.J. Spiller, Clemson, 2007 Chick-fil-A
- 68 Dennis Claridge, Nebraska, 1964 Orange
- 62 Ronald Curry, North Carolina, 2001 Chick-fil-A Peach
- 59 Bobby Cavazos, Texas Tech, 1954 Gator
- 38 L.G. Dupre, Baylor, 1954 Gator
- 33 Brian Calhoun, Wisconsin, 2006 Capital One

LONGEST TOUCHDOWN PASSES

- 80 Bryan Randall to Josh Morgan, Virginia Tech, 2005 Sugar
- 66 Mike Kafka to Drake Dunsmore, Northwestern, 2010 Outback
- 53 Jack Kirkpatrick to Paul Erwin, Texas Tech, 1954 Gator
- 39 Mike Kafka to Andrew Brewer, Northwestern, 2010 Outback
- 35 Chuck Link to John Kelsey, Missouri, 1973 Sun
- 35 Mike Kafka to Andrew Brewer, Northwestern, 2010 Outback
- 34 Archie Manning to Floyd Franks, Ole Miss, 1971 Gator
- 31 Drew Henson to David Terrell, Michigan, 2001 Florida Citrus

LONGEST INTERCEPTION RETURN FOR A TOUCHDOWN

- 24 Marcus Cotton, Southern California, 1987 Citrus Bowl



Auburn Individual Bowl Statistics



Rushing

Name	G	ATT	YDS	AVG	TD
Bo Jackson (1982-83-84-85)	4	85	411	4.84	5
Ronnie Brown (2001-02-03-04)	4	70	342	4.89	4
Stacy Danley (1987-88-89)	3	52	195	3.75	0
Joe Childress (1953-54-55)	3	35	192	5.49	2
Lionel James (1982-83)	2	35	184	5.26	0
Brent Fullwood (1983-84-85-86)	4	44	181	4.11	1
Ben Tate (2006-07-09)	3	39	178	4.56	3
Tommie Agee (1983-84-85-86)	4	27	165	6.11	0
Kenny Irons (2005-06)	2	46	160	3.48	0
Michael Dyer (2010)	1	22	143	6.50	0
Rusty Williams (1996-97)	2	30	143	4.77	2
Fob James (1953-54-55)	3	21	142	6.76	1
Sedrick McIntyre (1973-74)	2	29	135	4.66	0
Dameyune Craig (1995-96-97)	3	33	134	4.06	2
Wallace Clark (1968, 1969, 1970)	3	25	131	5.24	0
Carnell Williams (2003-04)	2	37	129	3.49	2
Stephen Davis (1995)	1	12	119	9.92	0
James Joseph (1986-88-89-90)	4	23	116	5.04	0
Tom Bryan (1965)	1	19	111	5.84	1
Darrell Williams (1989-90)	2	22	98	4.45	0
Jimmy Sidle (1963)	1	25	96	3.84	1
Brad Lester (2005-07)	2	22	94	4.27	1
Rudi Johnson (2000)	1	25	85	3.40	1
Kodi Burns (2007-09-10)	3	18	85	4.72	2
Rusty Fuller (1972-73)	2	17	83	4.88	0
Mickey Zofko (1968-69-70)	3	32	80	2.50	1
Robert Freeman (1953-54)	2	12	80	6.67	1
Harry Unger (1970-71)	2	8	72	9.00	2
Jason Campbell (2001-02-03-04)	4	31	71	2.29	0
Onterio McCalebb (2009-10)	2	12	65	5.42	0
Cam Newton (2010)	1	22	64	2.91	0
Mitzi Jackson (1974)	1	10	64	6.40	1
David Middleton (1953-54)	2	12	60	5.00	0
Greg Pratt (1982)	1	9	59	6.56	1
Phil Gargis (1973-74)	2	22	57	2.59	0
Vince Dooley (1953)	1	16	56	3.50	1
Reggie Ware (1984-85-86-87)	4	20	51	2.55	0
Terrell Zachery (2009)	2	1	50	50.00	0
Rick Neel (1973-74)	2	13	50	3.85	0
Dwight Hurston (1968)	1	14	49	3.50	0
Chris Linderman (1972-73)	2	18	46	2.56	0
Harold Morrow (1995)	1	10	39	3.90	0
Robert Duke (1953)	1	4	37	9.25	1
Vincent Harris (1986-87-88)	3	16	37	2.31	0
Collis Campbell (1982-83-84)	3	13	36	2.77	0
Robert Hoppe (1955)	1	6	33	5.50	0
Ray Minor (1953-54)	2	4	32	8.00	0
Terry Henley (1971-72)	2	23	32	1.39	0
Tim Jessie (1982-83-84-86)	4	13	32	2.46	0
Mario Fannin (2007-09)	2	8	32	4.00	0
Alan Evans (1982-83)	2	2	30	15.00	0
Mike Currier (1968)	1	11	29	2.64	0
Howell Tubbs (1955)	1	11	25	2.27	0
Kevin McLeod (1995-96-97)	3	4	25	6.25	1
Alex Smith (1989-90)	2	5	24	4.80	0
Chris Butler (2001)	1	8	22	2.75	0
Casinious Moore (2001)	1	5	21	4.20	0
Wade Whatley (1972-73)	2	18	21	1.17	1
Carl Hardy (1965)	1	5	18	3.60	0
Fred Beasley (1995-96-97)	3	15	18	1.20	0
Randy Campbell (1982-83)	2	9	17	1.89	0
Ron O'Neal (1981-82)	2	7	17	2.43	0
Charles Hataway (1953)	1	3	16	5.33	0
Heath Evans (2000)	1	3	16	5.33	0
Ken Burks (1974)	1	4	16	4.00	0
Tommy Lowry (1969-70-71)	3	7	16	2.29	0
Alex Bowden (1965)	1	16	15	0.94	0

Larry Rawson (1963)	1	4	14	3.50	0
Loran Carter (1968)	1	7	14	2.00	0
Richard Plagge (1965)	1	3	12	4.00	0
Rick Harbuck (1973-74)	2	3	12	4.00	0
Tre Smith (2002-03-05)	3	5	10	2.00	0
Scott Bolton (1986-87)	2	1	9	9.00	0
Tommy Traylor (1968-69)	2	5	9	1.80	1
Ben Obomanu (2002-03-04-05)	4	1	8	8.00	0
Larry Ellis (1968)	1	3	8	2.67	0
Alex Strong (1988-89)	2	2	7	3.50	0
Demontray Carter (1997)	1	4	7	1.75	0
Harry Ward (1973-74)	2	2	7	3.50	0
Jimmy Cook (1955)	1	2	6	3.00	0
Mickey Sutton (1963)	1	1	6	6.00	0
Alton Shell (1954-55)	2	2	5	2.50	0
Mike Henley (1974)	1	1	5	5.00	0
Alexander Wright (1986-87-88-89)	4	1	4	4.00	0
Clifton Robinson (2000)	1	1	4	4.00	0
Markeith Cooper (1996-97)	2	1	4	4.00	0
Mike Gates (1974)	1	1	4	4.00	0
Terry Beasley (1969-70-71)	3	1	4	4.00	0
Tony Richardson (1990)	1	3	4	1.33	0
Tucker Frederickson (1963)	1	3	4	1.33	0
Tyrone Goodson (1995-96-97)	3	0	4	0.00	0
Courtney Taylor (2006)	1	1	3	3.00	0
Terry Walker (1982)	1	1	3	3.00	0
Willie Howell (1982)	1	1	2	2.00	1
Carl Stewart (2006-07)	2	1	1	1.00	1
Kyle Collins (1983-84-85)	3	2	1	0.50	0
Brandon Johnson (2001-02-03)	3	1	0	0.00	0
Mac Crawford (1968-69)	2	2	0	0.00	0
Chris Vacarella (1974)	1	3	-2	-0.67	0
Mike Mann (1984)	1	1	-2	-2.00	0
Stan White (1990)	1	5	-2	-0.40	2
Doc Griffith (1963)	1	1	-3	-3.00	0
George Rose (1963)	1	1	-3	-3.00	0
Patrick Nix (1995)	1	3	-5	-1.67	0
Freddy Weygand (1984-85-87-88)	4	2	-6	-3.00	0
Tim Carter (2000-01)	2	3	-9	-3.00	0
Ben Leard (2000)	1	4	-11	-2.75	0
Chris Todd (2009)	1	4	-15	-3.75	0
Pat Washington (1984-85)	2	8	-19	-2.38	0
Reggie Slack (1988-89)	2	9	-23	-2.56	1
Pat Sullivan (1969-70-71)	3	18	-24	-1.33	1
Jeff Burger (1984-85-86-87)	4	9	-32	-3.56	0
Brandon Cox (2005-06-07)	3	13	-61	-4.69	0

***Missing 1936 Bacardi and 1937 Orange Bowls

Passing

Name	G	C-A-I	PCT	YDS	TD
Pat Sullivan (1969-70-71)	3	57-117-3	48.7	733	3
Dameyune Craig (1995-96-97)	3	42-94-1	44.6	675	2
Jason Campbell (2001-02-03-04)	4	43-73-4	58.9	479	1
Brandon Cox (2005-06-07)	3	50-93-2	53.7	459	2
Ben Leard (2000)	1	28-37-2	75.6	394	3
Stan White (1990)	1	31-48-0	64.5	351	1
Jeff Burger (1984-85-86-87)	4	37-63-5	58.7	333	2
Reggie Slack (1988-89)	2	35-55-5	63.6	303	4
Cam Newton (2010)	1	30-34-1	58.8	265	2
Chris Todd (2009)	1	20-31-0	64.5	235	0
Randy Campbell (1982-83)	2	12-22-2	54.5	198	0
Phil Gargis (1973-74)	2	13-26-3	50.0	180	4
Pat Washington (1984-85)	2	7-19-0	36.8	166	1
Loran Carter (1968)	1	7-28-3	25.0	156	2
Jimmy Sidle (1963)	1	12-25-1	48.0	141	0
Alex Bowden (1965)	1	11-24-1	45.8	112	0
Howell Tubbs (1955)	1	4-9-0	44.4	101	1
Robert Freeman (1953-54)	2	5-14-2	35.7	76	1



Auburn Individual Bowl Statistics



Daniel Cobb (2001)	6-10-1	60.0	71	1
Duke Donaldson (1985-86-87-88)	1-1-0	100.0	58	0
Vince Dooley (1953)	4-8-1	50.0	49	0
Patrick Nix (1995)	5-25-2	20.0	48	1
Wade Whatley (1972-73)	3-6-0	50.0	42	0
Jimmy Cook (1955)	3-3-0	100.0	41	1
Mickey Zofko (1968-69-70)	1-1-0	100.0	36	1
Mike Fuller (1972-73-74)	1-1-0	100.0	22	1
Kodi Burns (2007-09)	1-6-2	16.7	22	1
Carnell Williams (2003-04)	1-1-0	100.0	19	0
Dave Beck (1970-71-72)	1-1-0	100.0	16	1
George Rose (1963)	2-2-0	100.0	16	0
Chris Vacarella (1974)	1-1-0	100.0	10	0
Frank McIntosh (1989)	0-1-0	0.0	0	0
Mike Mann (1984)	0-1-0	0.0	0	0
Rick Neel (1973-74)	0-1-0	0.0	0	0
Terry Beasley (1969-70-71)	0-1-0	0.0	0	0
Bill Burbank (1955)	0-0-0	0.0	0	0
Joe Davis (1953)	0-1-0	0.0	0	0

Carl Hardy (1965)	1	4	46	11.50	0
Rod Smith (2006-07)	2	4	45	11.25	0
Stacy Danley (1987-88-89)	3	13	44	3.38	0
Hicks Poor (1995-96-97)	3	4	43	10.75	0
Jerry Elliott (1954-55)	2	2	41	20.50	0
Cooper Wallace (2002-03-04-05)	4	2	39	19.50	0
Devin Aromashodu (2002-03-04-05)	4	5	39	7.80	1
Howard Simpson (1963)	1	4	39	9.75	0
Robert Dunn (2007)	1	5	39	7.80	0
Dan Nugent (1972-1973-74)	3	3	38	12.67	1
George Rose (1963)	1	3	37	12.33	0
Brandon Johnson (2001-02-03)	3	4	36	9.00	0
James Joseph (1986-88-89-90)	4	5	36	7.20	0
Bucky Waid (1963)	1	2	34	17.00	0
Brad Lester (2005-07)	2	4	33	8.25	0
Jim Hall (1954-55)	2	1	33	33.00	0
Rusty Williams (1996-97)	2	1	33	33.00	0
Jeff Parks (1982-83-84-85)	4	2	32	16.00	0
Terry Henley (1971-72)	2	4	31	7.75	0
Tommy Lowry (1969-70-71)	3	2	31	15.50	0
Shayne Wasden (1988-89-90)	3	4	30	7.50	0
Lorenzo Diamond (2001-02)	2	3	28	9.33	1
Red Phillips (1955)	1	2	28	14.00	1
Sandy Cannon (1971-72)	2	2	28	14.00	1
Prechae Rodriguez (2006-07)	2	2	26	13.00	0
Melvin Hines (1990)	1	2	25	12.50	0
Freddie Hyatt (1965)	1	2	24	12.00	0
Kenny Irons (2005-06)	2	2	23	11.50	0
Tom Bryan (1965)	1	3	23	7.67	0
Dick Schmalz (1969-70-71)	3	2	22	11.00	0
Fred Baxter (1990)	1	4	22	5.50	0
Jim Ingle (1963)	1	2	22	11.00	0
Joe Childress (1953-54-55)	3	1	22	22.00	0
Ed Butler (1972-73-74)	3	2	21	10.50	2
Danny Fulford (1965)	1	2	19	9.50	0
Ben Tate (2006-07-09)	3	3	19	6.33	0
Jay Ratliff (2001-02-03-04)	4	1	18	18.00	0
Mark Currier (1968)	1	1	17	17.00	0
Robert Johnson (2002)	1	2	17	8.50	0
Casinious Moore (2001)	1	2	16	8.00	0
Jim Pyburn (1953-54)	2	1	16	16.00	0
Joe Walkins (2001)	1	2	16	8.00	0
Cole Bennett (2007)	1	2	16	8.00	0
Brent Fullwood (1983-84-85-86)	4	2	15	7.50	0
Don Lewis (1963-65)	2	2	15	7.50	0
Lionel James (1982-83)	2	1	15	15.00	0
Markeith Cooper (1996-97)	2	2	15	7.50	0
Rick Neel (1973-74)	2	1	15	15.00	0
Rudi Johnson (2000)	1	2	15	7.50	0
Scott Bolton (1986-87)	2	1	15	15.00	0
Duke Donaldson (1985-86-87-88)	4	4	14	3.50	0
Ed West (1982-83)	2	1	14	14.00	0
Montez Billings (2007)	1	1	13	13.00	0
Darrell Williams (1989-90)	2	2	12	6.00	0
Gabe McKenzie (2006)	1	1	12	12.00	0
Mike Gates (1972-73-74)	3	1	12	12.00	0
Tyronne Dillard (1995-96-97)	3	1	12	12.00	0
Vincent Harris (1986-87-88)	3	1	12	12.00	0
Tim Hawthorne (2007)	1	1	12	12.00	0
Alex Smith (1989-90)	2	1	11	11.00	1
Dale Overton (1988-89-90)	3	1	11	11.00	0
Onterio McCalebb (2009-10)	2	2	10	5.00	0
Danny Arnold (1973-74)	2	1	10	10.00	0
Jimmy Sidle (1963)	1	1	10	10.00	0
Mike Henley (1974)	1	1	10	10.00	0
Carl Stewart (2006)	1	1	9	9.00	1
Tommie Agee (1983-84-85-86)	4	1	9	9.00	0
Errick Lowe (1995-96-97)	3	1	8	8.00	0
Jeremy Hand (1995-97)	2	1	8	8.00	0
Kyle Collins (1983-84-85)	3	1	8	8.00	0

***Missing 1936 Bacardi and 1937 Orange Bowls

Receiving

Name	NO	YDS	AVG	TD	
Terry Beasley (1969-70-71)	3	20	336	16.80	1
Darvin Adams (2009-10)	2	16	196	12.25	0
Karsten Bailey (1995-96-97)	3	9	190	21.11	0
Courtney Taylor (2003-04-05-06)	4	14	184	13.14	1
Lawyer Tillman (1985-86-87-88)	4	11	182	16.55	1
Herbert Casey (1989-90)	2	9	174	19.33	1
Tyrone Goodson (1995-96-97)	3	7	149	21.29	1
Willie Gosha (1995-96)	2	11	137	12.45	1
Robert Baker (1995-96)	2	5	128	25.60	1
Bo Jackson (1982-83-84-85)	4	5	115	23.00	1
Alvin Bresler (1969-70)	2	4	102	25.50	1
Ronney Daniels (2000)	1	7	98	14.00	1
Freddy Weygand (1984-85-87-88)	4	7	96	13.71	0
Marcel Willis (2000-01-02)	3	9	92	10.22	0
Jeris McIntyre (2001-02-03)	3	4	82	20.50	0
Mickey Zofko (1968-69-70)	3	3	81	27.00	0
Walter Reeves (1985-86-87-88)	4	8	80	10.00	2
Mario Fannin (2007-09-10)	3	9	79	8.78	1
Anthony Mix (2002-04-05)	3	4	79	19.75	0
Ben Obomanu (2002-03-04-05)	4	7	79	11.29	0
Rob Spivey (1972-73)	2	4	78	19.50	1
Victor Hall (1989-90)	2	9	74	8.22	0
Clifton Robinson (2000)	1	3	70	23.33	1
Silas Daniels (2001-02-03-04)	4	7	70	10.00	0
Greg Taylor (1988-89-90)	3	9	68	7.56	2
Chris Woods (1982-83)	2	3	67	22.33	0
Tim Carter (2000-01)	2	4	63	15.75	0
Tim Christian (1968)	1	3	62	20.67	1
Terrell Zachery (2009-10)	2	7	59	8.43	0
Alexander Wright (1986-87-88-89)	4	4	59	14.75	0
Connie Frederick (1968-69)	2	3	59	19.67	1
Kodi Burns (2007-09-10)	3	2	58	29.00	1
Clayton Beauford (1982-83-84)	3	2	58	29.00	0
Emory Blake (2009-10)	2	5	57	11.40	1
Trey Gainous (1983-84-85-86)	4	3	57	19.00	0
Mike Edwards (1982)	1	3	55	18.33	0
Fob James (1953-54-55)	3	2	51	25.50	1
Heath Evans (2000)	1	4	51	12.75	0
Thomas Gossom (1972-73-74)	3	3	51	17.00	2
Deandre Green (2000)	1	4	49	12.25	1
Philip Lutzenkirchen (2009-10)	2	2	48	24.00	0
Ronnie Ross (1968-69-70)	3	5	48	9.60	0
Wallace Clark (1968-69-70)	3	9	48	5.33	0
Quindarius Carr (2009-10)	2	1	46	46.00	1



Auburn Individual Bowl Statistics



Larry Ellis (1968)	1	7	7.00	0	
Allen Giffin (1968)	1	5	5.00	0	
Secdrick McIntyre (1973-74)	2	1	5.00	0	
Tre Smith (2002-03-05)	3	1	5.00	0	
Andy Fuller (1995)	1	1	4.00	0	
James Wallace Long (1953-54)	2	1	4.00	1	
Tommy Trott (2007)	X	1	4.00	0	
Jessie McCovery (1995-96)	2	1	3.00	0	
Kevin McLeod (1995-96-97)	3	1	2.00	0	
Jake Slaughter (2003-04-05)	3	1	0.00	0	
Reggie Ware (1984-85-86-87)	4	2	0.00	0	
Robby Robinett (1969-70-71)	3	1	0.00	0	
Ronnie Brown (2001-02-03-04)	4	3	0.00	0	
Pedro Cherry (1989-90)	2	1	-3	-3.00	0
Terry Walker (1982)	1	1	-4	-4.00	0
Carnell Williams (2003-04)	2	2	-6	-3.00	0
Fred Beasley (1995-96-97)	3	1	-9	-9.00	0

*** Missing 1936 Bacardi, 1937 Orange and 1953 Gator

Punting

Name	G	NO	YDS	AVG	LNG
Damon Duval (2000-01-02)	3	16	765	47.8	67
Roger Pruettt (1971-73)	2	6	274	45.7	--
Clyde Baumgartner (1974)	1	2	91	45.5	54
David Beverly (1970-71-72)	3	17	771	45.4	55
Kody Bliss (2003-04-05-06)	4	21	930	44.3	58
Jaret Holmes (1996-97)	2	5	216	43.2	51
Clint Durst (2009)	1	6	253	42.2	48
Brian Shulman (1986-87-88)	3	17	715	42.1	58
Johnny Adams (1954)	1	1	42	42.0	42
Robert Freeman (1953-54)	2	1	40	40.0	40
Lewis Colbert (1982-83-84-85)	4	20	792	39.6	51
Ryan Shoemaker (2007-10)	2	13	511	39.3	53
Matt Hawkins (1995)	1	8	313	39.1	55
Richie Nell (1989-90)	2	7	266	38.0	50
Fob James (1953-54-55)	3	1	36	36.0	36
Connie Frederick (1968-69)	2	10	355	35.5	--
Dwight Brisendine (1968)	1	2	62	31.0	--
Bill Burbank (1955)	1	2	51	25.5	--

*** Missing 1965 Liberty, 1963 Orange, 1953 Gator, 1937 Orange, 1936 Bacardi

Punt Returns

Name	G	NO	YDS	AVG	TD
Shayne Wasden (1988-89-90)	3	6	105	17.5	0
Mike Fuller (1972-73-74)	3	5	63	12.6	0
Clifton Robinson (2000)	1	4	48	12.0	0
Markeith Cooper (1996-97)	2	5	59	11.8	0
Robert Dunn (2005-07)	2	4	35	8.8	0
Larry Blakeney (1969)	1	1	7	7.0	0
Karsten Bailey (1995-96-97)	3	1	6	6.0	0
Jim McKinney (1972-73-74)	3	1	6	6.0	0
Robert Baker (1995-96)	2	5	29	5.8	0
Roderick Hood (2000-01-02)	3	12	65	5.4	0
Carnell Williams (2003-04)	2	3	16	5.3	0
Trey Gainous (1983-84-85-86)	4	7	31	4.4	0
Fob James (1953-54-55)	3	1	3	3.0	0
Alton Shell (1954-55)	2	1	3	3.0	0
Tre Smith (2000-03-05-06)	4	4	10	2.5	0
Johnny Simmons (1970-71-72)	3	2	4	2.0	0
Jimmie Warren (1983-85)	2	1	0	0.0	0
Lionel James (1982-83)	2	1	0	0.0	0
Benny Sivley (1971-72-73)	3	1	0	0.0	0
Larry Willingham (1968-69-70)	3	--	--	----	1

*** Missing: 1970 Gator, 1968 Sun, 1965 Liberty, 1963 Orange, 1954 Gator, 1953 Gator, 1937 Orange, 1936 Bacardi

Kickoff Returns

Name	G	NO	YDS	AVG	TD
Roderick Hood (2000-01-02)	3	1	41	41.0	0
Patrick Lee (2006-07)	2	3	103	34.3	0
Clayton Beauford (1982-83-84)	3	1	29	29.0	0
Alexander Wright (1986-87-88-89)	4	2	57	28.5	0
Terry Henley (1970-71-72)	3	1	28	28.0	0
David Middleton (1953-54)	2	1	27	27.0	0
Shayne Wasden (1988-89-90)	3	4	103	25.8	0
Wallace Clark (1968-69-70)	3	3	77	25.7	0
David Langner (1971-72)	2	1	25	25.0	0
Eric Hines-Tucker (1995-96)	2	2	49	24.5	0
James Joseph (1986-88-89-90)	4	2	48	24.0	0
Shan Morris (1985-88)	2	1	24	24.0	0
Markeith Cooper (1996-97)	2	3	71	23.7	0
Tristan Davis (2006-07)	2	2	47	23.5	0
Brent Fullwood (1983-84-85-86)	4	2	47	23.5	0
Tre Smith (2002-03-05)	3	1	23	23.0	0
Joe Walkins (2001)	1	1	23	23.0	0
Demond Washington (2009-10)	2	9	203	22.6	0
Robert Baker (1995-96)	2	2	45	22.5	0
Mickey Zofko (1968-69-70)	3	3	67	22.3	0
Carlos Rogers (2001-02-03-04)	4	1	22	22.0	0
Robert Hoppe (1955)	1	1	22	22.0	0
Joe Childress (1953-54-55)	3	3	64	21.3	0
Harry Mose (1987)	1	3	63	21.0	0
Perry Reed (1987)	1	2	42	21.0	0
Pedro Cherry (1989-90)	2	1	21	21.0	0
Karsten Bailey (1995-96-97)	3	3	61	20.3	0
Rick Neel (1973-74)	2	2	40	20.0	0
Carnell Williams (2003-04)	2	1	20	20.0	0
Robert Freeman (1953-54)	2	1	20	20.0	0
Tommy Lowry (1969-70-71)	3	1	19	19.0	0
Kyle Collins (1983-84-85)	3	2	37	18.5	0
James Owens (1970-71-72)	3	2	37	18.5	0
Fob James (1953-54-55)	3	2	37	18.5	0
Mike Fuller (1972-73-74)	3	3	54	18.0	0
Devin Aromashodu (2002-03-04-05)	4	5	87	17.4	0
Alex Smith (1989-90)	2	1	17	17.0	0
Tim Carter (2000-01)	2	2	32	16.0	0
Trey Gainous (1983-84-85-86)	4	1	16	16.0	0
Brad Lester (2005)	1	1	15	15.0	0
Mario Fannin (2007-09-10)	3	1	14	14.0	0
Alan Evans (1982-83)	2	2	28	14.0	0
Kevin McLeod (1995-96-97)	3	1	12	12.0	0
Lionel James (1982-83)	2	2	23	11.5	0
Curtis Stewart (1985-87)	2	1	10	10.0	0
Terry Page (1971)	1	1	8	8.0	0
Howell Tubbs (1955)	1	1	8	8.0	0

*** Missing: 1970 Gator, 1965 Liberty, 1963 Orange, 1953 Gator, 1937 Orange, 1936 Bacardi



Auburn Individual Bowl Statistics



Interceptions

Name.....	G	NO	YDS	AVG	TD
Buddy McClinton (1968-69)	2	3	51	17.0	1
Walter McFadden (2007-09)	2	2	100	50.0	1
Arthur Johnson (1984-85-86)	3	2	38	19.0	0
Donald Webb (1968-69)	2	2	29	14.5	0
Ron Yarbrough (1968)	1	2	21	10.5	0
T'Sharven Bell (2009-10)	2	2	3	1.5	0
Chip Powell (1984-85-86)	3	2	0	0.0	0
Karibi Dede (2006)	1	1	52	52.0	0
Kevin Porter (1984-85-86-87)	4	1	35	35.0	1
Junior Rosegreen (2001-02-03-04)	4	1	32	32.0	0
Mark Dorminey (1982)	1	1	29	29.0	0
Mike Fuller (1972-73-74)	3	1	29	29.0	0
Roderick Hood (2000-01-02)	3	1	28	28.0	0
Danny Arnold (1973-74)	2	1	21	21.0	0
Smokey Hodge (1986-87-88)	3	1	13	13.0	0
Jim McKinney (1972-73-74)	3	1	12	12.0	0
Victor Beasley (1982-83-84)	3	1	10	10.0	0
Sonny Ferguson (1968-69)	2	1	9	9.0	0
Jonathan Robinson (1983-84-85)	3	1	8	8.0	0
Derrick Graves (2002-03-04)	3	1	4	4.0	0
Mike Kolen (1968-69)	2	1	3	3.0	0
Gregg Carr (1982-83-84)	3	1	2	2.0	0
Jimmy Cook (1955)	1	1	1	1.0	0
Zac Etheridge (2007-10)	2	1	0	0.0	0
Neiko Thorpe (2009-10)	1	1	0	0.0	0
Will Herring (2003-04-05)	3	1	0	0.0	0
Karlos Dansby (2001-02-03)	3	1	0	0.0	0
Takeo Spikes (1995-96-97)	3	1	0	0.0	0
Tyrecee Williams (1995-96-97)	3	1	0	0.0	0
Dell McGee (1995)	1	1	0	0.0	0
Quentin Riggins (1986-87-88-89)	4	1	0	0.0	0
Russ Carreker (1985-86)	2	1	0	0.0	0
Tim Drinkard (1982)	1	1	0	0.0	0
Johnny Simmons (1970-71-72)	3	1	0	0.0	0
Dave Beck (1970-71-72)	3	1	0	0.0	0
Jimmie Warren (1983-85)	2	1	0	0.0	0
Bruce Evans (1972-73-74)	3	1	0	0.0	0
Bobby Strickland (1968-69-70)	3	1	0	0.0	0

*** Missing: 1970 Gator, 1953 Gator, 1937 Orange, 1936 Bacardi

Scoring

Name.....	G	TD	2Pt	XP	FG	S	PTS
Bo Jackson (1983-84-85-86)	4	6	0-0	0-0	0-0	0	36
Ronnie Brown (2001-02-03-04)	4	4	0-0	0-0	0-0	0	24
John Vaughn (2004-05-06)	3	0	0-0	8-8	5-5	0	23
Wes Byrum (2007-09-10)	3	0	0-0	9-9	4-5	0	21
Kodi Burns (2007-09-10)	3	3	0-0	0-0	0-0	0	18
Al Del Greco (1982-83)	2	0	0-0	3-3	5-6	0	18
Win Lyle (1987-88-89)	3	0	0-0	6-6	4-4	0	18
Ben Tate (2006-07-09)	3	3	0-0	0-0	0-0	0	18
Jaret Holmes (1996-97)	2	0	0-0	2-2	5-7	0	17
Joe Childress (1953-54-55)	3	2	0-0	3-5	0-0	0	15
Carl Stewart (2006)	1	2	0-0	0-0	0-0	0	12
Carnell Williams (2003-04)	2	2	0-0	0-0	0-0	0	12
Dameyune Craig (1995-96-97)	3	2	0-4	0-0	0-0	0	12
Ed Butler (1972-73-74)	3	2	0-0	0-0	0-0	0	12
Fob James (1953-54-55)	3	2	0-0	0-0	0-0	0	12
Greg Taylor (1988-89-90)	3	2	0-0	0-0	0-0	0	12
Harry Unger (1970-71)	2	2	0-0	0-0	0-0	0	12
Mickey Zofko (1968-69-70)	3	2	0-0	0-0	0-0	0	12
Rusty Williams (1996-97)	2	2	0-0	0-0	0-0	0	12
Stan White (1990)	1	2	0-0	0-0	0-0	0	12
Thomas Gossom (1972-73-74)	3	2	0-0	0-0	0-0	0	12
Walter Reeves (1985-86-87-88)	4	2	0-0	0-0	0-0	0	12
John Riley (1968-69)	2	0	0-0	5-5	2-5	0	11

Damon Duval (2000-01-02)	3	0	0-0	6-6	1-3	0	9
Jim Von Wyl (1989-90)	2	0	0-0	3-3	2-2	0	9
Dan Nugent (1972-73-74)	3	1	1-1	0-0	0-0	0	8
Gardner Jett (1971-72)	2	0	0-0	5-5	1-2	0	8
Emory Blake (2009-10)	2	1	0-0	0-0	0-0	0	6
Quidarius Carr (2009-10)	2	1	0-0	0-0	0-0	0	6
Walter McFadden (2009)	1	1	0-0	0-0	0-0	0	6
Alex Smith (1989-90)	2	1	0-0	0-0	0-0	0	6
Alvin Bresler (1969-70)	2	1	0-0	0-0	0-0	0	6
Billy Hitchcock (1936-37)	2	1	0-0	0-0	0-0	0	6
Brent Fullwood (1983-84-85-86)	4	1	0-1	0-0	0-0	0	6
Buddy McClinton (1968-69)	2	1	0-0	0-0	0-0	0	6
Clifton Robinson (2000)	1	1	0-0	0-0	0-0	0	6
Connie Frederick (1968-69)	2	1	0-0	0-0	0-0	0	6
Courtney Taylor (2003-04-05)	3	1	0-0	0-0	0-0	0	6
Deandre Green (2000)	1	1	0-0	0-0	0-0	0	6
Devin Aromashodu (2002-03-04-05)	4	1	0-0	0-0	0-0	0	6
Greg Pratt (1982)	1	1	0-0	0-0	0-0	0	6
Herbert Casey (1989-90)	2	1	0-0	0-0	0-0	0	6
James Wallace Long (1953-54)	2	1	0-0	0-0	0-0	0	6
Jimmy Sidle (1963)	1	1	0-0	0-0	0-0	0	6
Kevin McLeod (1995-96-97)	3	1	0-0	0-0	0-0	0	6
Kevin Porter (1984-85-86-87)	4	1	0-0	0-0	0-0	0	6
Larry Willingham (1968-69-70)	3	1	0-0	0-0	0-0	0	6
Lawyer Tillman (1985-86-87-88)	4	1	0-0	0-0	0-0	0	6
Lorenzo Diamond (2001-02)	2	1	0-0	0-0	0-0	0	6
Mitzi Jackson (1974)	1	1	0-0	0-0	0-0	0	6
Pat Sullivan (1969-70-71)	3	1	0-0	0-0	0-0	0	6
Ralph O'Gwynne (1936-37)	2	1	0-0	0-0	0-0	0	6
Red Phillips (1955)	1	1	0-0	0-0	0-0	0	6
Reggie Slack (1988-89)	2	1	0-0	0-0	0-0	0	6
Rob Spivey (1972-73)	2	1	0-0	0-0	0-0	0	6
Robert Baker (1995-96)	2	1	0-0	0-0	0-0	0	6
Robert Duke (1953)	1	1	0-0	0-0	0-0	0	6
Robert Freeman (1953-54)	2	1	0-0	0-0	0-0	0	6
Ronney Daniels (2000)	1	1	0-0	0-0	0-0	0	6
Rudi Johnson (2000)	1	1	0-0	0-0	0-0	0	6
Sandy Cannon (1971-72)	2	1	0-0	0-0	0-0	0	6
Terry Beasley (1969-70-71)	3	1	0-0	0-0	0-0	0	6
Tim Christian (1968)	1	1	0-0	0-0	0-0	0	6
Tom Bryan (1965)	1	1	0-0	0-0	0-0	0	6
Tommy Traylor (1968-69)	2	1	0-0	0-0	0-0	0	6
Tyrone Goodson (1995-96-97)	3	1	0-0	0-0	0-0	0	6
Vince Dooley (1953)	1	1	0-0	0-0	0-0	0	6
Wade Whatley (1972-73)	2	1	0-0	0-0	0-0	0	6
Willie Gosha (1995-96)	2	1	0-0	0-0	0-0	0	6
Willie Howell (1982)	1	1	0-0	0-0	0-0	0	6
Mario Fannin (2007-09-10)	3	1	0-0	0-0	0-0	0	6
Chris Wilson (1972-73-74)	3	0	0-0	2-2	1-1	0	5
Chris Johnson (1985-87-88)	3	0	0-0	1-1	1-2	0	4
Chris Knapp (1984-86)	2	0	0-0	3-3	0-0	0	3
Mike Blanc (2007-09-10)	3	0	0-0	0-0	0-0	1	2
Dave Beck (1970-71-72)	3	0	1-1	0-0	0-0	0	2
Matt Hawkins (1995)	1	0	0-0	2-2	0-1	0	2
Pat Washington (1984-85)	2	0	1-1	0-0	0-0	0	2
Tracy Rocker (1985-86-87-98)	4	0	0-0	0-0	0-0	1	2
Howell Tubbs (1955)	1	0	0-0	1-1	0-0	0	1
James Fenton (1936-37)	2	0	0-0	1-1	0-0	0	1
Don Lewis (1963-65)	2	0	0-0	0-1	0-1	0	0
Greg Gillis (1974)	1	0	0-0	0-0	0-1	0	0
Jason Campbell (2001-02-03-004)	4	0	0-1	0-0	0-0	0	0
Phil Gargis (1973-74)	2	0	1-1	0-0	0-0	0	0
Randy Campbell (1982-83)	2	0	0-1	0-0	0-0	0	0
Robert McGinty (1984)	1	0	0-0	0-1	0-1	0	0
Team (1955)	1	0	0-0	0-1	0-0	0	0

*** Missing (kickers): 1973 Sun, 1970 Gator, 1963 Orange, 1953 Gator, 1937 Orange



Auburn Bowl History



1937 Bacardi Bowl



Auburn 7
Villanova 7
 January 1, 1937
 Cuban National Sports Festival
 Havana, Cuba

Auburn's bowl history began in 1937 when the Tigers and Villanova tied 7-7 in the Bacardi Bowl, sometimes referred to as the Rhumba Bowl or the Cigar Bowl, the climaxing event

of Cuba's annual National Sports Festival. The game was played in Havana, Cuba, and is the first and only bowl game to ever be played outside the United States.

An Auburn drive in the first quarter stalled on the 10-yard line where the Wildcats took over on downs. After a Villanova punt, Auburn back Billy Hitchcock broke loose around left end and rambled 40 yards for the Tigers only score. The score at the half was Auburn 7, Villanova 0.

Auburn stopped a Villanova drive on its own 12-yard line during the third quarter but couldn't get field position. Villanova was able to tie the score when they blocked an Auburn quick kick and the ball bounced into the endzone where Wildcat Lineman Matthews Kuber fell on it for the score. The PAT tied up the game.

Auburn's return to the States marked an end to more than 11,000 miles of football travel for the 7-2-2 Tigers that finished the season ranked 13th in the nation under coach Jack Meagher.

The game was played in a revolutionary atmosphere. Fulgencio Batista, the dictator who would be overthrown by Fidel Castro 22 years later, had just assumed power.

Auburn	0	7	0	0	—	7
Villanova	0	0	0	7	—	7

AU - Hitchcock 40 run (kick), 2nd
 VU - Kuber recovered blocked kick in endzone, 4th

	AU	VU
First Downs	9	7
Rushing Yards	152	129
Passing Yards	29	24
Passing (C-A-I)	2-12-1	2-6-2
Total Offense	181	153
Punts-Avg.	44.0	37.0
Fumbles Lost	1	1
Penalty Yards	20	20

Attendance: 12,000

The game was almost canceled because Batista's picture was not in the game program. A quick trip to the printer saved the Bacardi Bowl and allowed Auburn's bowl history to get off to a significant and historical beginning.

1938 Orange Bowl



Auburn 6
Michigan State 0
 January 1, 1938
 Orange Bowl
 Miami, Florida

Southeastern Conference officials lifted a ban which forbade SEC teams to play postseason games in bowls other than the Rose and Sugar Bowls and allowed Auburn to play Michigan State

in the Orange Bowl.

A capacity crowd of 19,000 fans watched an aggressive Auburn team defeat the powerful Spartans, 6-0 limiting Michigan State to only two first downs, the first coming late in the third quarter, and 57 total offensive yards, 32 yards rushing and 25 passing. Auburn racked up 233 yards on the ground and 79 through the air for 312 total yards.

Auburn's only score was set up by a George Kenmore 60-yard punt return that put the Tigers on the Spartan 36-yard line. On the first play from scrimmage Kenmore passed to Ralph O'Gwynne at the Spartan two-yard line. On fourth and goal from the one, O'Gwynne circled left end for the only score of the game.

Coach Jack Meagher's Tigers finished the season with a 6-2-3 record.

Auburn	0	6	0	0	—	6
Michigan St.	0	0	0	0	—	0

AU - O'Gwynne 2 run (kick failed), 2nd

	AU	MSU
First Downs	12	2
Rushing Yards	197	40
Passing Yards	81	25
Passing (C-A-I)	4-12-3	2-9-2
Total Offense	278	65
Punts-Avg.	10-32.3	12-40.4
Fumbles/Lost	0/0	0/0
Penalty Yards	50	40

Attendance: 18,972



Auburn Bowl History



1954 Gator Bowl



Auburn 13
Texas Tech 35

January 1, 1954
Gator Bowl

Jacksonville, Florida

In Auburn's first bowl appearance in 15 years, and first bowl game under Ralph "Shug" Jordan, the Tigers starting offensive backfield included a future Governor of Alabama (Fob James) and a future coach of the University of Georgia (Vince Dooley), but Texas Tech was not impressed and handed the Tigers a 35-13 defeat.

Dooley guided Auburn to a touchdown the first time they had the ball as the Tigers went 60 yards in 10 plays, with James' 21-yard run being a key play in the drive. Bobby Duke scored from the one. A tough Auburn defense held the Red Raiders, the nation's highest scoring team, to just 11 yards in the first quarter. But it wasn't long before they would get on track.

Texas Tech scored early in the second period on a 30-yard pass from Jack Kirkpatrick to Bobby Cavazos. Auburn came back after an intercepted pass, and Dooley scored on a 10-yard run to end the drive. The Tigers led 13-7 at halftime, but it was all downhill from there.

Texas Tech scored the first two times they had the ball in the second half, once after blocking an Auburn punt, to lead at the end of three quarters, 21-13. Two touchdowns on two possessions in the fourth quarter made the final score read Texas Tech 35, Auburn 13.

Auburn	7	6	0	0	—	13
Texas Tech	0	7	14	14	—	35

AU - Duke 1 run (kick), 1st
 TT - Cavazos 30 pass from Kirkpatrick (kick), 2nd
 AU - Dooley 10 run (kick failed), 2nd
 TT - Erwin 53 pass from Kirkpatrick (kick), 3rd
 TT - Cavazos 2 run (kick), 3rd
 TT - Fumble recovered in endzone (kick), 4th
 TT - Cavazos 59 run (kick), 4th

	AU	TT
First Downs	12	11
Rushing Yards	195	226
Passing Yards	72	145
Passing (C-A-I)	6-16-2	6-12-1
Total Offense	267	371
Punts-Avg.	6-30.5	6-33.1
Fumbles Lost	2	0
Penalty Yards	66	83

RUSHING: (AU) Dooley 16-56 (TD), James 6-28, Duke 4-37 (TD), Minor 4-32, Hataway 3-16; (TTU) Cavazos 13-141 (3TD), Jones 2-44, Johnson 7-31, Lewis 5-12, Green 1-11.

PASSING: (AU) Dooley 4-8-1, 49, Freeman 2-7-1, 23, Davis 0-1-0, 0; (TTU) Kirkpatrick 3-4-0, 95, Johnson 1-2-0, 6, Hill 1-1-0, 31, Lewis 1-1-0, 13.

RECEIVING: (AU) N/A.

Attendance: 28,641

1954 Gator Bowl



Auburn 33
Baylor 13

December 31, 1954
Gator Bowl

Jacksonville, Florida

Auburn became the first team to play in the same bowl game twice in the same year when they defeated Baylor 33-13 in the 1954 Gator Bowl. The Tigers had met Texas Tech in the Jan. 1,

1954, Gator Bowl, but then Gator Bowl officials decided to move the game away from New Year's Day.

Baylor fumbled the opening kickoff, Auburn recovered and five plays later "Joltin Joe" Childress scored the first Auburn touchdown.

Baylor came back with a nine-play, 63-yard drive to tie the score at 7-7 at the end of the first quarter.

Auburn's two possessions of the second quarter resulted in a pair of touchdowns, a 43-yard run by Fob James and a four-yard Bobby Freeman to Jimmy Long pass which capped a 92-yard drive. Auburn led at the half, 21-7.

The Tigers scored twice in the second half, sandwiching their scores

around a five-play, 66-yard drive by the Bears. Childress capped an 87-yard Auburn drive with a three-yard run, and the Tigers ended the scoring with a three-play 67-yard drive to win going away, 33-13.

Childress was the game's MVP with 134 yards on 20 carries.

Auburn finished the season with an 8-3 record under Coach Ralph "Shug" Jordan.

Auburn	7	14	12	0	—	33
Baylor	7	0	6	0	—	13

AU - Childress 7 run (kick), 1st
 BU - Saage 1 run (kick), 1st
 AU - James 43 run (kick), 2nd
 AU - Long 4 pass from Freeman (kick), 2nd
 AU - Childress 3 run (kick failed), 3rd
 BU - Dupre 38 run (kick blocked), 3rd
 AU - Freeman 5 run (kick failed), 3rd

	AU	BU
First Downs	25	16
Rushing Yards	423	105
Passing Yards	53	134
Passing (C-A-I)	3-7-1	10-18-0
Total Offense	476	239
Punts-Avg.	2-41.0	3-42.0
Fumbles Lost	2	4
Penalty Yards	52	25

RUSHING: (AU) Childress 20-134 (2TD), Freeman 12-80 (TD), Middleton 12-60, James 6-71 (TD); (BU) N/A.

PASSING: (AU) Freeman 3-7-1, 53 (TD); (BU) N/A.

RECEIVING: (AU) Hall 1-33, Pyborn 1-16, Long 1-4 (TD); (BU) N/A.

Attendance: 28,426

Did You Know?

Auburn has played two bowl games in one calendar year nine times. They are:
 1954: Gator Bowl, Jan. 1 vs. Texas Tech and the Gator Bowl, Dec. 31 against Baylor.
 1972: Sugar Bowl, Jan. 1 vs. Oklahoma and the Gator Bowl, Dec. 30 vs. Colorado
 1984: Sugar Bowl, Jan. 2 vs. Michigan and the Liberty Bowl, Dec. 27 vs. Arkansas.
 1990: Hall of Fame Bowl, Jan. 1 vs. Ohio State and the Peach Bowl, Dec. 29 vs. Indiana.
 1996: Outback Bowl, Jan. 1 vs. Penn State and the Independence Bowl, Dec. 31 vs. Army.
 2001: Citrus Bowl, Jan. 1 vs. Michigan and the Peach Bowl, Dec. 31 vs. North Carolina.
 2003: Capital One Bowl, Jan. 1 vs. Penn State and the Music City Bowl, Dec. 31 vs. Wisconsin
 2007: Cotton Bowl, Jan. 1 vs. Nebraska and the Chick-fil-A Bowl, Dec. 31 vs. Clemson
 2011: BCS National Championship Game, Jan. 10 vs. Oregon and the Chick-fil-A Bowl, Dec. 31 vs. Virginia



Auburn Bowl History



1955 Gator Bowl



Auburn 13
Vanderbilt 25

December 31, 1955
Gator Bowl
Jacksonville, Florida

It was Auburn's third straight trip to the Gator Bowl and Vanderbilt's first bowl game ever, and that might tell the story of Auburn's 25-13 upset loss to the Commodores.

Vanderbilt scored first on a seven-yard Don Orr to Joe Stephenson pass which was set up by a Howell Tubbs fumble, the first of three for him that day, which gave the Commodores the ball on the Tigers' 39-yard line. Auburn scored early in the second quarter, driving 72 yards for the TD. Tubbs passed to Fob James for 38 yards and the touchdown. Vanderbilt scored quickly, going 76 yards in four plays as Orr scored from the three-yard line. The extra point was not good and the Commodores led at the half, 13-7.

Another Tubbs fumble set up Vanderbilt's first scoring drive of the second half. Recovering at the Auburn 45-yard line, Vanderbilt took eight plays to score with Phil King going over from the one, giving Vanderbilt a 19-7 lead. A poor punt and a 15-yard penalty gave the Commodores the ball on the Auburn 26-yard line after the Tigers were unable to move. On the first play of the fourth quarter, Charlie Horton scored from the Auburn one to give Vanderbilt a 25-7 lead. Auburn finished the scoring with a seven-yard Jimmy Cook to Red Phillips pass at the end of a six-play, 66-yard drive to make the final score 25-13.

Auburn fumbled five times with Vanderbilt recovering all five to set up the Tigers most disappointing loss of the 1955 campaign. The Tigers finished with an 8-2-1 record.

Joe Childress was voted Auburn's outstanding player.

Auburn	0	7	0	6	—	13
Vanderbilt	7	6	6	6	—	25

VU - Stephenson 7 pass from Orr (kick), 1st
 AU - James 38 pass from Tubbs (kick), 2nd
 VU - Orr 3 run (kick failed), 2nd
 VU - King 1 run (kick failed), 3rd
 VU - Horton 1 run (kick blocked), 4th
 AU - Phillips 4 pass from Cook (kick failed), 4th

	AU	VU
First Downs	15	15
Rushing Yards	159	177
Passing Yards	142	94
Passing (C-A-I)	8-13-1	5-8-0
Total Offense	301	271
Punts-Avg.	3-29.0	4-32.0
Fumbles Lost	.6	1
Penalty Yards	59	54

RUSHING: (AU) Childress 15-58, Tubbs 11-25, James 9-43 (TD), Hoppe 6-33, Cook 2-6; (VU) Horton 13-57 (TD), Orr 10-43 (TD), Hunt 6-39, King 10-33, Morgan 1-6, Scalen 1-3, Jakaley 1(-1), PePoy 2(-3).
PASSING: (AU) Tubbs 4-9-0, 101 (TD), Cook 3-3-0, 41 (TD), Burbank 0-1-0, 0; (VU) Orr 4-6-1, 67 (TD), Sturm 1-2-0, 27.

RECEIVING: (AU) James 2-51 (TD), Elliott 2-41, Phillips 2-28 (TD), Childress 1-22; (VU) Scalen 2-44, Stephenson 2-23, Brown 1-27.

Attendance: 32,175

1964 Orange Bowl



Auburn 7
Nebraska 13

January 1, 1964
Orange Bowl
Miami, Florida

A trip to the Orange Bowl capped a near perfect season for the Auburn Tigers. Coach "Shug" Jordan led his Tigers to a 9-1 record with a rugged defense and an option offense featuring

All-America quarterback Jimmy Sidle and halfback Tucker Frederickson. Auburn had defeated Alabama 10-8 to earn the chance to play the Big Eight powerhouse Nebraska Cornhuskers.

Auburn found itself in the hole on the second play from scrimmage as Nebraska quarterback Dennis Claridge sneaked off right guard for a 68-yard touchdown gallop that left Auburn trailing 7-0 before most of the fans were seated. Two Dave Theissen field goals gave the Cornhuskers a 13-0 lead with over 10 minutes remaining in the first half. That is the lead the Nebraska team took in the locker room.

The "Jekyll and Hyde" Auburn team was as dominating in the second half as they were inept in the first half. Sidle led the resurgence of the Tigers by capping off their only scoring drive with a 13-yard run in the third quarter. With only 1:30 left in the game, the Tigers were on the Nebraska 10-yard line. But a costly motion penalty and an incomplete fourth down desperation pass sealed the Cornhusker victory.

Auburn dominated in the second half, combining for 110 rushing yards and 101 passing yards while limiting Nebraska to 43 yards on the ground and nine in the air.

Sidle finished the day with 96 yards rushing on 21 carries.

Auburn	0	0	7	0	—	7
Nebraska	10	3	0	0	—	13

NU - Claridge 68 run (Theissen kick), 13:47, 1st
 NU - Theissen 31 FG, 5:26, 1st
 NU - Theissen 36 FG, 13:05, 2nd
 AU - Sidle 13 run (Woodall kick), 3:32, 3rd

	AU	NU
First Downs	17	11
Rushing Yards	126	204
Passing Yards	157	30
Passing (C-A-I)	14-27-1	4-9-0
Total Offense	283	234
Punts-Avg.	6-35.2	7-38.3
Fumbles/Lost	3/1	2/1
Penalty Yards	39	65

RUSHING: (AU) Sidle 25-96 (TD), Rawson 4-14, Frederickson 3-4, Sutton 1-6, Rose 1(-3), Griffith 1(-3); (NU) N/A.

PASSING: (AU) Sidle 12-25, 141, Rose 2-2, 16; (NU) N/A.

RECEIVING: (AU) Simpson 4-39, Rose 3-37, Waid 2-34, Ingle 2-22, Lewis 2-15, Sidle 1-10; (NU) N/A.

Attendance: 72,647



Auburn Bowl History



1965 Liberty Bowl



Auburn 7
Ole Miss 13
 December 18, 1965
 Liberty Bowl Memorial Stadium
 Memphis, Tennessee

It was the Seventh Annual Liberty Bowl, but the first to be played in the present site of Memphis, Tenn., that saw the Ole Miss Rebels hold off a gal-lant Auburn comeback to win 13-7.

Ole Miss got the scoring started when Johnny Keyes connected on a 42-yard field goal in the first period. Auburn marched right back and scored when fullback Tom Bryan broke off left tackle and raced 44 yards for the touchdown. The score at halftime was Auburn 7, Ole Miss 3.

The Rebels took the opening kickoff and ran off nine consecutive rushing plays to march to the Tiger six-yard line. From there reserve quarterback Joe Graves went to the air and found wingback Doug Cunningham for a six-yard touchdown pass. The extra point gave Ole Miss a 10-7 lead. Keyes added another field goal to complete the scor-ing but not the action. Auburn marched deep into Rebel territory. But, with only seconds remaining, the Tigers' desperation fourth down pass fell incomplete, preserving the win for the Rebels.

Auburn's Bryan was selected as the game's Most Valuable Player and the Outstanding Back. He finished with 111 rushing yards on 19 carries. Tiger back Robert Fulghum was selected as the Outstanding Defensive Back. Coach "Shug" Jordan's team finished with a 5-5-1 record.

Auburn	0	7	0	0	—	7
Ole Miss	0	3	7	3	—	13

OM - Keyes 42 FG, 2nd
 AU - Bryan 44 run (Lewis kick), 6:58, 2nd
 OM - Cunningham 6 pass from Graves (Keyes kick), 3rd
 OM - Keyes 30 FG, 11:55, 4th

	AU	OM
First Downs	15	12
Rushing Yards	156	189
Passing Yards	112	24
Passing (C-A-I)	11-24-1	4-12-0
Total Offense	268	213
Punts-Avg.	8-39.0	9-34.8
Fumbles/Lost	0/0	0/0
Penalty-Yards	4-29	5-25

RUSHING: (AU) Bryan 19-111 1 TD; (OM) Dennis 15-75, Heidel 16-72, Wade 13-43.

PASSING: (AU) Bowden 11-24-112; (OM) Graves 2-10-0-15 1 TD, Heidel 2-2-0-9.

RECEIVING: (AU) Hardy 4-46, Bryan 3-23; (OM) Matthews 2-9.

Attendance: 38,607

1968 Sun Bowl



Auburn 34
Arizona 10
 December 28, 1968
 Sun Bowl Stadium
 El Paso, Texas

The Tigers broke open a 10-10 half-time deadlock and exploded to a 31st Annual Sun Bowl win in El Paso, Texas.

Auburn jumped to a 10-0 lead early in the game behind a 65-yard scoring

pass from quarterback Loran Carter to halfback Mickey Zofko and a 52-yard field goal by John Riley. Arizona came back with a touchdown pass and field goal of their own to tie the score as the players headed for the locker room at the half.

Auburn reserve quarterback, Tommy Traylor, scampered nine yards to open the second half scoring for the Tigers on their first possession of the half. Two plays later, Buddy McClinton picked off an errant Wildcat pass, one of three interceptions for McClinton, and

raced 32 yards for another Auburn score. Riley added another field goal and Carter flipped a 43-yard touchdown pass to Tim Christian to complete the Tiger scoring.

The game's oddest play occurred when Auburn punter Connie Frederick had a punt blocked by Arizona. The Wildcats almost recovered the loose ball for a touchdown but Frederick managed to get to the ball first and was able to punt the ball a second time.

Auburn's defense combined for a Sun Bowl record of eight interceptions.

McClinton was named the game's Most Valuable Player while teammate David Campbell was named Most Valuable Lineman from his defensive tackle position.

Arizona	0	10	0	0	—	10
Auburn	10	0	14	10	—	34

AU - Riley 52 FG, 2:19, 1st
 AU - Zofko 65 pass from Carter (Riley kick), 0:17, 1st
 UA - Hurley 37 FG, 7:51, 2nd
 UA - Aranson 12 pass from Lee (Hurley kick), 0:54, 2nd
 AU - Traylor 9 run (Riley kick), 3:15, 3rd
 AU - McClinton 31 interception return (Riley kick), 2:51, 3rd
 AU - Christian 42 pass from Carter (Riley kick), 14:19, 4th
 AU - Riley 41 FG, 11:14, 4th

	UA	AU
First Downs	16	12
Rushing Yards	70	147
Passing Yards	164	156
Passing (C-A-I)	13-44-8	7-28-3
Total Offense	234	303
Punts-Avg.	11-34.3	7-26.4
Fumbles/Lost	2/1	3/2
Penalty-Yards	4-38	4-36

RUSHING: (UA) Fuimaono 18-48, Husted 16-35, Gardin 1-22, Lee 2-(-15), Driscoll 8-(-20); (AU) Hurston 14-49, Currier 11-29, Zofko 9-26, Traylor 4-20, Carter 7-14, Ellis 3-8, Clark 4-1, Crawford 2-0.

PASSING: (UA) Lee 6-24-6-89 1 TD, Driscoll 7-20-2-75; (AU) Carter 7-28-3-156 2 TD.

RECEIVING: (UA) Gardin 5-74, Sherwood 2-40, Coddington 2-32, Fuimaono 2-4, Aranson 1-12 1 TD, Mitchell 1-2; (AU) Christian 3-62 1 TD, Zofko 1-65 1 TD, Currier 1-17, Ellis 1-7, Giffin 1-5.

Attendance: 32,302



Auburn Bowl History



1969 Astro-Bluebonnet Bowl



Auburn 7
Houston 36

December 31, 1969
Astrodome
Houston, Texas

Auburn played its first football game indoors losing to Houston 36-7 in the Astro-Bluebonnet Bowl.

Houston executed its veer offense to perfection and executed Auburn in the process. Behind the leadership of sophomore quarterback Gary Mullins, the Cougars piled up Astro-Bluebonnet records for rushing yards with 376 and total yards with 516.

Auburn's Terry Beasley, just a sophomore, fumbled the ball away at the Tiger 29-yard line on the opening kickoff. The Cougars covered those 29 yards in seven plays with Mullins sneaking over from the one-yard line.

Later, Houston capped an 80-yard drive with a Carlos Lopez 27-yard field goal to take a 10-0 lead early in the second quarter. A bowl record 57-yard punt by Auburn's Connie Frederick put Houston back at its own 16-yard line, but the Cougars stormed away with an 84-yard, five-play drive. Strong went 74 yards on the first play of the drive and scored the touchdown on fourth and goal from the one.

Auburn mounted its only scoring drive of the game, going 67 yards in five short plays in the second quarter. A 36-yard halfback pass from Mickey Zofko to Frederick finished the drive. The Tigers seemed to take the momentum into the locker room after blocking a Cougar 25-yard field goal attempt, late in the quarter.

But Houston took command early in the second half. After receiving the second half kickoff, the Cougars marched 73 yards in eight rushing plays and scored when Ted Heiskell cracked over from the one yard line. The two-point conversion attempt failed and Houston led 22-7. Auburn drove to the Houston 28-yard line before a Rat Riley 45-yard field goal was blocked. Auburn never recovered.

Auburn	0	7	0	0	—	7
Houston	7	9	6	14	—	36

- UH - Mullins 1 run (kick), 1st
- UH - Lopez 27 FG, 2nd
- UH - Strong 1 run (kick failed), 2nd
- AU - Frederick 36 pass from Zofko (kick), 2nd
- UH - Heiskell 16 run (pass failed), 3rd
- UH - Strong 12 run (kick), 4th
- UH - Mazsiek 20 pass from Clark (kick), 4th

	AU	UH
First Downs	14	25
Rushing Yards	1	376
Passing Yards	188	140
Passing (C-A-I)	13-37-2	10-19-2
Total Offense	189	516
Punts-Avg.	6-36.8	2-42.5
Penalty Yards	26	63

RUSHING: (UH) Strong 34-184, Heiskell 10-70; (AU) Zofko 18-31, Clark 7-32, Sullivan 5-(-41), Traylor 1-(-11).

PASSING: (UH) Mullins 9-17-2-120 1TD, Clark 1-2-0-20 0 TD; (AU) Sullivan 10-30-1-132 0 TD, Zofko 1-1-0-36 1 TD, Traylor 2-5-0-20, Eisenacker 0-1-1-0.

RECEIVING: (UH) Wright 4-62, Thomas 2-35, Odoms 2-19, Mozisek 1-20 1 TD, Achey 1-4; (AU) Beasley 6-76, Fredericks 3-59 1 TD, Clark 2-25, Schmalz 1-17, Ross 1-11

Attendance: 55, 203

1971 Gator Bowl



Ole Miss 28
Auburn 35

January 2, 1971
Gator Bowl
Jacksonville, Florida

This game was billed as the "Battle of the Quarterbacks," and it was that and more. Auburn had Pat Sullivan, heir apparent to the Heisman Trophy the next year, and Ole Miss had Archie

Manning, one of the top QBs in SEC history.

Auburn started off quickly as it was the familiar combination of Sullivan to Terry Beasley for a 13-yard scoring strike with just over three minutes gone in the game. Auburn scored twice more before Ole Miss could retaliate. Sullivan connected with Alvin Bresler for an eight-yard touchdown pass. On the first play from scrimmage after the kick-off, Auburn recovered a Rebel fumble and went up 21 points as Sullivan executed the quarterback draw for 37 yards and a touchdown.

Manning led a Rebel comeback by directing his team to a 79-yard, 10-play drive capping it off with a one-yard run. Manning later connected with Floyd Franks on a 34-yard touchdown pass to cut Auburn's lead to 21-14 at the half.

A 42-yard, Sullivan-to-Beasley pass set up Auburn's first score in

Ole Miss	0	14	7	7	—	28
Auburn	14	7	14	0	—	35

- AU - Beasley 13 pass from Sullivan (Jett kick), 11:37, 1st
- AU - Bresler 8 pass from Sullivan (Jett kick), 1:06, 1st
- AU - Sullivan 37 run (Jett kick), 14:07, 2nd
- OM - Manning 1 run (Poole kick), 10:07, 2nd
- OM - Franks 34 pass from Manning (Poole kick), 3:47, 2nd
- AU - Zofko 6 run (Jett kick), 9:24, 3rd
- OM - Poole 23 pass from Chumbler (Poole kick), 4:49, 3rd
- AU - Willingham 55 punt return (Jett kick), 0:09, 3rd
- OM - Chumbler 1 run (Poole kick), 7:06, 4th

	OM	AU
First Downs	21	23
Rushing Yards	209	208
Passing Yards	256	351
Passing (C-A-I)	23-39-1	27-44-1
Total Offense	465	559
Punts-Avg.	6-47.3	4-40.5
Fumbles/Lost	3/2	5/3
Penalty-Yards	2-13	6-63

RUSHING: (OM) Manning 11-95 1 TD, Ainsworth 11-68, Porter 6-31, Reed 4-16, Knight 1-5, Havard 1-0, Chumbler 4-(-6); (AU) Clark 14-108, Sullivan 10-35, Zofko 11-23, Unger 2-34, Lowry 2-4, Beasley 1-4.

PASSING: (OM) Manning 19-28-1-180 1 TD, Chumbler 4-11-0-76 1 TD; (AU) Sullivan 27-43-1-351 2 TD, Zofko 0-1-0, 0.

RECEIVING: (OM) Poole 9-111 1 TD, Franks 7-78 1 TD, Studdard 4-48, Ainsworth 3-19; (AU) Beasley 8-143 1 TD, Clark 7-23, Bresler 4-102 TD, Ross 4-37, Zofko 2-16, Lowry 1-25, Schmalz 1-5.

Attendance: 71,136

the second half, as Mickey Zofko hit off right tackle for a six yard touchdown run early in the third quarter. Manning led his team back again with a 42-yard run to put the Rebels at the Auburn 23-yard line.

Auburn's final score came on a Larry Willingham 55-yard punt return with only nine seconds remaining in the third quarter, to take the Tigers to a 35-21 advantage.

Manning was again the key to the Rebels final score as he scrambled for a 37-yard gain to the Auburn 34. From there Chumbler went over from the one to cut the Tigers' lead to seven.



Auburn Bowl History



1972 Sugar Bowl



Auburn 22
Oklahoma 40

January 1, 1972
 Tulane Stadium
 New Orleans, Louisiana

The game was not as close as the score indicated and the score was bad enough. Auburn's long-dreamed-of, much-hoped-for trip to the Sugar Bowl turned into a nightmare as the

Oklahoma Sooners, capitalizing on three first half turnovers, executed their wishbone offense to perfection in building up a 31-0 halftime lead before cruising back to Norman with a 40-22 win.

The Sooners took the opening kickoff 77 yards in 13 plays and ran off over six minutes on the clock as they scored their first touchdown of the day on a Leon Crosswhite four-yard run, giving Oklahoma a quick 6-0 lead. The option was working to perfection five minutes later as quarterback Jack Mildren kept the ball for a five-yard touchdown run. A 71-yard punt return for a touchdown by Joe Wylie following Auburn's next possession opened the flood gates. Mildren scored twice more before the half on runs of four and seven yards to complete the first half whitewash and head into the locker room with a 31-0 lead.

After a 53-yard field goal by the Sooners, Auburn finally got on the scoreboard when Harry Unger dove over right guard from the one yard line. Oklahoma again scored on the option, this time Greg Pruitt sweeping around the left side from two yards out to make the score 40-7.

Two Oklahoma fumbles set up the Tigers' last two scores as Sullivan connected with Sandy Cannon for an 11 yard touchdown pass and Unger again dove over from the one yard line. Final score, Oklahoma 40 - Auburn 22.

Oklahoma	19	12	3	6	—	40
Auburn	0	0	7	15	—	22

OU - Crosswhite 4 run (kick failed), 4:01, 1st
 OU - Mildren 5 run (Carroll kick), 3:05, 1st
 OU - Wylie 71 punt return (pass failed), 1:55, 1st
 OU - Mildren 4 run (run failed), 3:28, 2nd
 OU - Mildren 7 run (pass failed), 0:47, 2nd
 OU - Carroll 53 FG, 8:57, 3rd
 AU - Unger 1 run (Jett kick), 7:54, 3rd
 OU - Pruitt 2 run (kick failed), 9:25, 4th
 AU - Cannon 11 pass from Sullivan (Jett kick), 3:44, 4th
 AU - Unger 1 run (Beck run), 2:45, 4th

	OU	AU
First Downs	28	15
Rushing Yards	439	40
Passing Yards	11	250
Passing (C-A-I)	1-4-0	20-45-2
Total Offense	450	290
Punts-Avg.	5-35.4	5-45.2
Fumbles/Lost	5/2	4/1
Penalty-Yards	3-12	0-0

RUSHING: (OU) Mildren 30-149 3 TD, Pruitt 18-95 1 TD, Crosswhite 17-78, 1 TD, Bell 5-37, Welch 6-27, Wylie 5-25, Marshall 2-18, Stokely 2-18, Harrison 2-(-8); (AU) Unger 6-38 2 TD, Lowry 5-12, Henley 5-8, Sullivan 3-(-18).

PASSING: (OU) Mildren 1-4-0-11; (AU) Sullivan 20-44-1-250 1 TD, Beasley 0-1-0-0.

RECEIVING: (OU) Chandler 1-11; (AU) Beasley 6-117, Unger 5-36, Schmalz 3-52, Henley 3-28, Cannon 1-11 1 TD, Lowry 1-6, Robinette 1-0.

Attendance: 84,031

1972 Gator Bowl



Auburn 24
Colorado 3

December 30, 1972
 Gator Bowl
 Jacksonville, Florida

No one gave Auburn much of a chance in this the 28th Annual Gator Bowl Classic. The Colorado Buffaloes were bigger, stronger and said to be quicker and meaner. Auburn lost its

starting quarterback Randy Walls, to a knee injury at the start of the bowl practice and had to bring on virtually unknown and untested Wade Whatley to lead the offense. Those experts who didn't think Auburn had a chance just didn't know these Tigers. The Tigers were predicted to finish with a 2-9 record against the nation's toughest schedule. Instead they finished with a 10-1 record and earned the nickname "The Amazin's" because they never seemed to know the odds and they never admitted defeat. The Tigers defeated No. 2 ranked and unbeaten Alabama 17-16 after blocking two consecutive punts for touchdowns in the final minutes of the game. Coach "Shug" Jordan called "The Amazin's" his favorite team.

Gardner Jett opened the Tiger scoring in the Gator Bowl with a 27-yard field goal early in the second quarter of action. A Colorado fumble on the ensuing possession gave the ball to the Tigers on the Buffalo 16-yard line. Five plays later, Whatley slid over from the one for Auburn's first touchdown.

Auburn's second touchdown of the game came with just over six minutes to play in third quarter when the Tigers executed the halfback pass to perfection. Mike Fuller received the pitch from Whatley and

connected with Rob Spivey for a 22-yard score capping a six-play, 56-yard drive. Colorado scored its only points of the game on a 33-yard Fred Lima field goal with 7:30 left to play in the game which ended an 80-yard 14-play drive.

The Tigers retaliated with a fake field goal that resulted in Auburn's final score. Holder Dave Beck took the snap, straightened up and threw to Dan Nugent for a 16-yard touchdown with one minute left to play to make the final score.

Colorado	0	0	0	3	—	3
Auburn	0	10	7	7	—	24

AU - Jett 52 FG, 14:16, 2nd
 AU - Whatley 1 run (Jett kick), 12:00, 2nd
 AU - Spivey 22 pass from Fuller (Jett kick), 3:32, 3rd
 CU - Lima 33 FG, 7:31, 4th
 AU - Nugent 16 pass from Beck (Jett kick), 1:10, 4th

	CU	AU
First Downs	14	13
Rushing Yards	63	153
Passing Yards	204	80
Passing (C-A-I)	20-33-2	5-8-0
Total Offense	267	233
Punts-Avg.	5-39.8	7-40.7
Fumbles/Lost	3/2	3/1
Penalty-Yards	5-47	4-30
Time of Possession	25:05	34:55

RUSHING: (CU) Matthews 8-34, Davis 14-12, Johnson 6-10, Campbell 1-7; (AU) R.Fuller 12-72, Linderman 15-37, Henley 18-24, Whatley 13-20 1 TD.

PASSING: (CU) Johnson 17-29-2-169, Duenas 3-4-0-35; (AU) Whatley 3-6-0-42, M.Fuller 1-1-0-22 1 TD, Beck 1-1-0-16 1 TD.

RECEIVING: (CU) Davis 7-10, Cain 4-45, Keyworth 3-55, Elwood 3-49, Collier 2-43, Campbell 1-2; (AU) Spivey 1-22 1 TD, Cannon 1-17, Nugent 1-16 1 TD, Henley 1-13, Gates 1-12.


Attendance: 71,114



Auburn Bowl History



1973 Sun Bowl



Auburn 17
Missouri 34

December 29, 1973
Sun Bowl
El Paso, Texas

Missouri's defense kept Auburn's offense off balance from the opening kickoff and stormed away with a 34-17 win in the 39th Annual Sun Bowl.

Auburn was able to score first following a Missouri fumble which Auburn's Rusty Deen recovered at the Missouri 49. Auburn's seven play drive could only muster 30 yards and the Tigers settled for a 35-yard Roger Pruett field goal.

After an exchange of punts, Missouri recovered an Auburn fumble at the AU 35-yard line. One play later, Missouri had the lead as quarterback Chuck Link passed to John Kelsey for the TD.

Missouri scored again one minute later following another Auburn fumble. Ray Bybee scored on a two-yard run capping a three-play, 24-yard drive.

Missouri continued to move the ball, scoring on a 10 play 48-yard drive, with Ray Smith connecting with Kelsey from two yards for his second touchdown, and a 21-3 Missouri lead.

With 3:08 to play in the first half, Auburn started on its only real offensive threat of the game. Quarterback Phil Gargis passed to Thomas Gossom from 17 yards out. Only eight seconds remained in the half and Auburn had cut the lead to 21-10.

On the ensuing kickoff, Missouri's John Moseley took the ball 84 yards for the touchdown. Missouri went to the locker room with a comfortable 28-10.

Missouri opened the second half scoring on a five-play, 33-yard drive that began after recovering an Auburn fumble. Smith found Jim Sharp in the corner of the endzone on a 14-yard scoring strike to make Missouri's lead 34-10.

Auburn	0	10	7	0	—	17
Missouri	0	28	6	0	—	34

AU - Pruett 35 FG, 13:39, 2nd
 MU - Kelsey 35 pass from Link (Hill kick), 10:14, 2nd
 MU - Bybee 2 run (Hill kick), 9:16, 2nd
 MU - Kelsey 2 pass from Smith (Hill kick), 3:08, 2nd
 AU - Gossom 17 pass from Gargis (Pruett kick), 0:08, 2nd
 MU - Moseley 84 kickoff return (Hill kick), 0:00, 2nd
 MU - Sharp 15 pass from Smith (kick failed), 4:11, 3rd
 AU - Gossom 32 pass from Gargis (Pruett kick), 0:34, 3rd

	AU	MU
First Downs	11	20
Rushing Yards	113	295
Passing Yards	120	95
Passing (C-A-I)	7-15-1	7-14-1
Total Offense	233	390
Punts-Avg.	6-45.7	6-37.0
Fumbles/Lost	5/4	4/1
Penalty-Yards	1-5	2-29

RUSHING: (AU) McIntyre 10-46, Neel 7-26, Fuller 5-11, Linderman 3-9, Harbuck 2-9, Gargis 8-6, Ward 1-5, Whatley 5-1; (MU) Bybee 27-127 1 TD, Reamon 23-110, Moss 6-23, Smith 5-18, Muse 1-16, Kelsey 2-14, Mulkey 3-4, Cook 1-2.

PASSING: (AU) Gargis 7-15-1-120 2 TD; (MU) Smith 7-12-0-60 2 TD, Link 1-2-1-35 1 TD.

RECEIVING: (AU) Spivey 3-56, Gossom 2-39 2 TD, Arnold 1-10, McIntyre 1-5; (MU) Kelsey 2-37 2 TD, Sharp 2-26 1 TD, Reamon 2-22, Bybee 2-11.

Attendance: 30,127

1974 Gator Bowl



Texas 3
Auburn 27

December 30, 1974
Gator Bowl
Jacksonville, Florida

The Auburn Tigers made their sixth Gator Bowl appearance, and their third in five years, a success when they defeated the Darrell Royal-coached Texas Longhorns 27-3. Had not Auburn fumbled seven times, a bowl record, the score might have been even more embarrassing as the Tigers dominated from the opening kickoff.

The Tigers stopped the Longhorns on the Texas four-yard line following the opening kickoff and Texas never seemed to recover. Auburn got its first chance with the ball at its 40-yard line and promptly drove 60 yards for its first touchdown. The drive was capped when quarterback Phil Gargis connected with Ed Butler for a seven-yard score.

A Longhorn fumble gave the Tigers the ball at the Texas 27. Two Mitzi Jackson runs covered the distance to the endzone as Auburn went up 14-0 with only nine minutes gone in the game.

Texas started a drive on their own 23-yard line. The Longhorns moved the ball to the Auburn 18-yard line, behind the running of freshman running back, Earl Campbell, before the drive sputtered. The Longhorns settled for a Billy Scott 35-yard field goal with 1:00 left to play in the first quarter and Auburn led 14-3.

When Texas tried to punt the ball away from inside their own 10-yard line, Auburn's Jim McKinney blocked the punt out of the endzone for a safety.

Auburn scored its final points in the fourth quarter. Gargis passed to Butler for 14 yards and a touchdown for one score. The Tiger 29-yard drive was set up by a Mike Fuller interception of a Texas pass. Gargis passed to Dan Nugent for the two-point conversion. Chris Wilson kicked a 28 yard field goal with 0:09 showing on the game clock.

Auburn scored its final points in the fourth quarter. Gargis passed to Butler for 14 yards and a touchdown for one score. The Tiger 29-yard drive was set up by a Mike Fuller interception of a Texas pass. Gargis passed to Dan Nugent for the two-point conversion. Chris Wilson kicked a 28 yard field goal with 0:09 showing on the game clock.

	UT	AU
First Downs	14	19
Rushing Yards	203	256
Passing Yards	98	70
Passing (C-A-I)	10-21-3	7-13-2
Total Offense	301	326
Punts-Avg.	4-28.8	2-45.5
Fumbles/Lost	5/4	7/5
Penalty-Yards	5-37	6-70
Time of Possession	28:06	31:54

RUSHING: (UT) Campbell 23-91, Akins 11-40, Wyatt 5-33, Clayburn 5-21, Ingram 1-13, Walker 1-3, Pressley 3-2; (AU) McIntyre 19-89, Jackson 10-64 1 TD, Gargis 14-51, Neel 6-24, Burks 4-16, Henley 1-5, Gates 1-4, Harbuck 1-3, Ward 1-2, Vacarella 3-(-2).

PASSING: (UT) Akins 9-16-1-70, Pressley 1-5-2-28; (AU) Gargis 6-11-2-60 2 TD, Vacarella 1-1-0-10, Neel 0-1-0-0.

RECEIVING: (UT) Clayburn 3-16, Ingram 2-19, Padgett 2-15, Thompson 1-28, Samford 1-14, Wyatt 1-8; (AU) Nugent 2-22, Butler 2-21 2 TD, Neel 1-15, Henley 1-10, Gossom 1-2.

Attendance: 63,811



Auburn Bowl History



1982 Tangerine Bowl



Boston College 26
Auburn 33

December 18, 1982
Tangerine Bowl
Orlando, Florida

The Auburn Tigers, 8-3 on the year and yearning for national recognition, defeated Boston College 33-26 before a sellout crowd of 51,296 in the Tangerine Bowl. The Tigers faced one of the

nation's best passers in BC quarterback Doug Flutie, but in the end it was Auburn, not Boston College, who lived by the pass. Auburn QB Randy Campbell was named the game's Most Valuable Player, narrowly edging teammates Lionel James who gained 101 yards on 18 carries, and Mark Dorminey, who intercepted one of Flutie's passes and was

the game's most valuable defensive player. The Tigers traveled by land as well as air. Ten Auburn backs carried the football, with James' 101 yards and Bo Jackson's two touchdowns leading the way. In all, Auburn gained 490 yards against BC; 313 rushing, 177 passing. Auburn led 23-10 at the half and stretched the lead to 33-10 before Boston College mounted a comeback against Auburn reserves. The Eagles scored on the last play of the game for the 33-26 final.

BC	7	3	0	16	—	26
Auburn	3	20	10	0	—	33

BC - Flutie 5 run (Snow kick), 10:49, 1st
 AU - Del Greco 19 FG, 5:07, 1st
 AU - Jackson 1 run (Del Greco kick), 11:34, 2nd
 AU - Howell 2 run (Del Greco kick), 4:49, 2nd
 BC - Snow 34 FG, 3:41, 2nd
 AU - Jackson 6 run (pass failed), 0:46, 2nd
 AU - Del Greco 23 FG, 8:44, 3rd
 AU - Pratt 15 run (Del Greco kick), 1:10, 3rd
 BC - Nizolek 2 pass from Flutie (Flutie pass to Nizolek), 10:55, 4th
 BC - Brennan 16 pass from Flutie (Flutie run), 0:00, 4th

	BC	AU
First Downs	24	27
Rushing Yards	115	313
Passing Yards	299	177
Passing (C-A-I)	22-38-2	10-16-1
Total Offense	414	490
Punts-Avg.	3-34.3	2-32.0
Fumbles/Lost	3/3	4/1
Penalty-Yards	2-38	3-30
Time of Possession	24:47	35:13

RUSHING: (BC) Stradford 15-67, Krystoforski 3-19, Brennan 1-17, Flutie 14-12 1 TD, Bell 1-0; (AU) James 17-101, Jackson 14-64 2 TD, Pratt 9-59, Evans 2-30, C.Campbell 2-21, R.Campbell 9-17, O'Neal 7-17, Walker 1-3, Howell 1-2, Washington 2-(-1).
PASSING: (BC) Flutie 22-38-2-299 2 TD; (AU) R.Campbell 10-16-1-177.
RECEIVING: (BC) Brennan 7-149 1 TD, Phelan 4-69, Nizolek 3-12 1 TD, Schoen 2-19, Krystoforski 2-15, Stradford 2-13, Zdanek 1-23, Biestek 1-(-1); (AU) Woods 3-67, Edwards 3-55, Beauford 1-34, West 1-14, Jackson 1-11, Walker 1-(-4).

1984 Sugar Bowl



Michigan 7
Auburn 9

January 2, 1984
Louisiana Superdome
New Orleans, Louisiana

Al Del Greco's 19-yard field goal with 23 seconds remaining in the game gave Auburn a hard fought 9-7 win over Michigan and its first Sugar Bowl Championship.

It was Del Greco's third field goal of the night as the Coral Gables, Fla., senior accounted for all of Auburn's scoring. In addition to the game winner, Del Greco had kicks of 31 and 32 yards.

Auburn's Bo Jackson was the game's leading rusher, gaining 130 yards on 22 carries. Jackson, closing out a brilliant sophomore season which saw him become a consensus All-American, was named winner of the Miller-Digby Trophy as the game's outstanding player.

Auburn's winning drive covered 60 yards in 16 plays. The Tigers took possession on their own 39 with 7:44 left in the game. The ball was on the Michigan one when Auburn elected to kick the field goal rather than go for a touchdown on fourth and one.

Coach Pat Dye's Tigers finished with an 11-1 record, the SEC Championship, and a third place national ranking in the AP, UPI and USA Today polls. The New York Times computer poll ranked the Tigers No. 1 based on results and schedule difficulty. Auburn's 1984 opponents averaged winning 70 percent of their games, not counting the games with Auburn.

Michigan	7	0	0	0	—	7
Auburn	0	0	3	6	—	9

UM - S.Smith 4 run (Bergerno kick), 7:30, 1st
 AU - Del Greco 31 FG, 6:17, 3rd
 AU - Del Greco 32 FG, 8:51, 4th
 AU - Del Greco 19 FG, 0:23, 4th

	UM	AU
First Downs	12	21
Rushing Yards	118	301
Passing Yards	125	21
Passing (C-A-I)	9-25-1	2-6-1
Total Offense	243	322
Punts-Avg.	8-38.3	4-42.0
Fumbles/Lost	2/1	4/3
Penalty-Yards	6-49	3-15
Time of Possession	22:28	37:32

RUSHING: (UM) Rogers 17-86, S.Smith 9-14 1 TD, Garrett 5-18; (AU) Jackson 22-130, Agee 16-93, James 18-83, Collins 2-1, Campbell 9-(-6).

PASSING: (UM) S.Smith 9-25-1-125; (AU) Campbell 2-6-1-21.

RECEIVING: (UM) Markray 3-68, Bean 3-32, Nelson 3-20; (AU) James 1-15, Jackson 1-6.

Attendance: 77,893



Auburn Bowl History



1984 Liberty Bowl



Auburn 21
Arkansas 15

December 27, 1984
Liberty Bowl Memorial Stadium
Memphis, Tennessee

Halfback Bo Jackson closed out his injury-shortened junior season with a Liberty Bowl MVP performance against the Razorbacks of Arkansas. Jackson gained 88 yards on 18 carries and scored two touchdowns, with his final score the

difference in the game.

Arkansas scored first with 7:27 in the first quarter on a 31-yard field goal by Greg Horne. But with 3:00 left in the first period, Jackson capped off an 80-yard drive as he scored on a 2-yard run. Robert McGinty's PAT attempt was no good.

Auburn scored again before the first quarter was over when freshman cornerback Kevin Porter stepped in front of Arkansas quarterback Brad Taylor's intended receiver and raced 35 yards for a touchdown. Quarterback Pat Washington ran in for the two-point conversion. Porter's interception was the first of four interceptions the Auburn defense recorded in the game.

Arkansas made the score 14-9 with 11:56 remaining in the game when fullback Marshall Foreman scored from two yards out, three

plays after Arkansas had recovered an Auburn fumble on the Tiger 6-yard line. The Hogs' two-point attempt failed.

Then, with 5:38 remaining to be played, Jackson took a pitch around left end and took it 39 yards for the touchdown to make the score 21-9.

Arkansas scored with 3:10 remaining in the game on a 25-yard pass from Taylor to receiver James Shibest, but Auburn defensive end Kevin Greene blocked the extra point attempt.

The Auburn defense held strong on the final Razorback offensive series and the Tigers held on to win 21-15. The victory marked the third consecutive bowl victory for the Tigers and gave Auburn the best three-year record in the Southeastern Conference with 29 total victories.

Auburn	14	0	0	7	—	21
Arkansas	3	0	0	12	—	15

UA - Horne 31 FG, 7:27, 1st
 AU - Jackson 2 run (kick failed), 3:00, 1st
 AU - Porter 35 interception return (Washington run), 1:17, 1st
 UA - Foreman 2 run (pass failed), 11:56, 4th
 AU - Jackson 39 run (Knapp kick), 5:38, 4th
 UA - Shibest 25 pass from Taylor (kick blocked), 3:10, 4th

	AU	UA
First Downs	13	20
Rushing Yards	168	130
Passing Yards	84	226
Passing (C-A-I)	5-15-0	19-40-4
Total Offense	252	356
Punts-Avg.	9-37.9	4-38.3
Fumbles/Lost	1/1	0/0
Penalty-Yards	8-56	8-60
Time of Possession	29:42	30:18

RUSHING: (AU) Jackson 18-88 2 TD, Agee 4-29, Campbell 2-21, Ware 6-14, Jessie 3-9, Fullwood 11-4, Washington 3-4, Burger 1-1, Mann 1-(-2); (UA) Foreman 15-62 1 TD, Thomas 9-56, Forte 1-11, Edmonds 3-8, Tatum 1-3, Nutt 1-1, Taylor 7-(-11).
PASSING: (AU) Washington 5-12-0-84, Burger 0-2-0-0, Mann 0-1-0-0; (UA) Taylor 18-34-2-201 1 TD, Nutt 1-6-2-25.
RECEIVING: (AU) Jackson 1-25, Beauford 1-24, Gainous 1-17, Weygand 1-10, Collins 1-8; (UA) Edmonds 10-68, Shibest 5-84 1 TD, Young 1-32, White 1-24, Lueders 1-15, Miller 1-3.

Attendance: 50,180

1986 Cotton Bowl



Auburn 16
Texas A&M 36

January 1, 1986
Cotton Bowl
Dallas, Texas

Auburn took its 8-3 regular season record to Dallas, Texas, to face SWC Champion Texas A&M in the 50th annual Cotton Bowl Classic. The bowl marked the fourth-consecutive bowl

game for the Tigers and the fulfillment of a commitment by the players to play in a New Year's Day contest.

Heisman Trophy winner Bo Jackson's five-yard touchdown burst early in the first quarter gave the Tigers an early 7-0 lead, but two score by the Aggies gave A&M the lead, 12-7, at the end of the first period.

With 8:28 remaining in the first half, Jackson took a pass from QB Pat Washington and raced 73 yards for a touchdown to again give Auburn the lead 13-12. But a 26-yard field goal by Aggie PK Scott Slater with 50 seconds remaining in the half would give Texas A&M the lead for good.

Auburn managed only a field goal in the second half, a 26-yarder by freshman Chris Johnson, while Texas A&M romped to a 36-16 victory.

Twice in the fourth quarter, Auburn failed to convert fourth down situations, one halting a drive at the Aggie two-yard line.

QB Pat Washington was two of seven for 82 yards and was replaced due to injury in the second quarter by Jeff Burger, who was five for 10 for 72 yards. Bo Jackson capped off his Heisman season by rushing for 129 yards on 31 carries and one touchdown and catching two passes for 73 yards and a touchdown. He was named the offensive Player of the Game.

Auburn	7	6	3	0	—	16
Texas A&M	12	3	6	15	—	36

AU - Jackson 5 run (C.Johnson kick), 13:52, 1st
 A&M - H.Johnson 11 run (kick failed), 6:12, 1st
 A&M - Woodside 22 run (pass failed), 3:00, 1st
 AU - Jackson 73 pass from Washington (run failed), 8:28, 2nd
 A&M - Slater 26 FG, 0:50, 2nd
 A&M - Tony 21 run (pass failed), 12:13, 3rd
 AU - C.Johnson 26 FG, 7:19, 3rd
 A&M - Woodside 9 pass from Murray (Bernstine run), 2:22, 4th
 A&M - Toney 1 run (Slater kick), 0:03, 4th

	AU	A&M
First Downs	16	21
Rushing Yards	198	186
Passing Yards	154	292
Passing (C-A-I)	7-17-2	16-26-1
Total Offense	352	478
Punts-Avg.	5-43.8	5-45.0
Fumbles/Lost	2/1	1/1
Penalty-Yards	1-5	5-45
Time of Possession	30:46	29:14

RUSHING: (AU) Jackson 31-129 1 TD, Agee 5-36, Ware 8-31, Fullwood 5-25, Washington 5-(-23); (A&M) Toney 17-72 1 TD, Vick 15-67, Woodside 3-32, 1 TD, H.Johnson 5-22 1 TD, Nelson 1-2, Murray 4-(-9).

PASSING: (AU) Washington 2-7-0-82 1 TD, Burger 5-10-2-72; (A&M) Murray 16-26-1-292 1 TD.

RECEIVING: (AU) Jackson 2-73 1 TD, Parks 2-32, Weygand 1-31, Agee 1-9, Tillman 1-9; (A&M) Bernstine 6-108, Woodside 3-88 1 TD, Walker 3-40, Thompson 1-19, Nelson 1-14, Harris 1-13, Webb 1-10.

Attendance: 73,137



Auburn Bowl History



1987 Citrus Bowl



Auburn 16
Southern Cal 7

January 1, 1987
Florida Citrus Bowl
Orlando, Florida

Auburn's January 1 date with Southern California in Orlando's Citrus Bowl marked the fifth consecutive bowl game for the Tigers, the third New Year's Day Bowl.

The Tigers' 9-2 regular season had left them one victory shy of becoming only the fifth team in Auburn history to win 10 games in a single season. Auburn's all-time football record stood at 499 victories. A 16-7 triumph over USC, the nation's winningest bowl team, gave the Tigers their 10-2 record and the 500th all-time Auburn win.

USC was the first on the scoreboard when linebacker Marcus Cotton intercepted a Jeff Burger pass and returned it 24 yards for a Trojan touchdown. But that would be the only points USC would score the rest of the day.

In the second period, the Tigers culminated an 80-yard drive with Burger hitting tight end Walter Reeves with a three-yard touchdown pass. With 1:30 remaining in the first half, All-America tailback Brent Fullwood ran in from four yards out for a score. PK Chris Knapp kicked his second PAT of the quarter to give Auburn a 14-7 lead.

With 4:48 left, OLB Aundray Bruce hit USC QB Rodney Peete in the backfield, causing a fumble which was recovered by a teammate, Nate Hill on the Auburn 48-yard line.

The Auburn defense held strong throughout the second half. In the fourth quarter, Auburn DT Tracy Rocker dropped Peete for a 13-yard sack and a safety, making the score 16-7.

Bruce, who recorded three QB sacks and caused a fumble which set up an Auburn scoring drive, was voted the overall Citrus Bowl MVP.

Auburn finished the season ranked sixth in the nation in the final AP poll and eighth in the UPI rankings.

Southern Cal	7	0	0	0	—	7
Auburn	0	14	0	2	—	16

USC - Cotton 24 pass interception (Shafer kick), 10:17, 1st
 AU - Reeves 3 pass from Burger (Knapp kick), 8:04, 2nd
 AU - Fullwood 4 run (Knapp kick), 1:30, 2nd
 AU - Safety, Peete tackled by Rocker in endzone, 8:35, 4th

	USC	AU
First Downs	10	19
Rushing Yards	44	200
Passing Yards	113	90
Passing (C-A-I)	12-31-4	8-18-2
Total Offense	157	290
Punts-Avg.	4-41.5	8-37.9
Fumbles/Lost	1/1	2/2
Penalty-Yards	6-40	9-84
Time of Possession	23:00	37:00

RUSHING: (USC) Holt 9-34, Knight 8-9, Emanuel 3-4, Peete 10(-3); (AU) Fullwood 28-152 1 TD, Harris 12-31, Jessie 10-23, Bolton 1-9, Agee 2-7, Joseph 3-6, Ware 2-3, Burger 4(-31).

PASSING: (USC) Peete 12-30-4-113, Tanner 0-1-0-0; (AU) Burger 8-18-2-90 1 TD.

RECEIVING: (USC) Affholter 6-66, White 1-17, Green 1-8, Jackson 1-8, McKee 1-8, Tanner 1-4, Knight 1-2; (AU) Reeves 3-23 1 TD, Gainous 2-40, Fullwood 2-15, Harris 1-12.

Attendance: 51,113

1988 Sugar Bowl



Syracuse 16
Auburn 16

January 1, 1988
Louisiana Superdome
New Orleans, Louisiana

A 9-1-1 regular-season record and the 1987 Southeastern Conference championship earned the Tigers a trip to New Orleans and a January 1 date with unbeaten Syracuse in the USF&G

Sugar Bowl.

Sophomore place-kicker Win Lyle's 30-yard field goal with one second remaining in the game gave the Sugar Bowl the first tie in its 54-year history, a 16-16 deadlock.

The game that matched the best of the South against the best of the East — the sixth-ranked Tigers and the fourth-ranked Orangemen. Auburn's first touchdown was set up on a 58-yard flanker reverse pass from wide receiver Duke Donaldson to wide receiver Lawyer Tillman.

With 5:45 remaining in the first quarter, quarterback Jeff Burger hit Tillman for a 17-yard score.

The Tigers held a 10-7 lead at halftime, but the Orangemen tied it at 10-10 by the end of the third quarter. Syracuse place-kicker Tim Vesling booted field goals of 32 and 38 yards in the fourth quarter while Auburn's Lyle was good on tries of 41 and 30 yards, the final kick tying the game for good.

Tillman, the game's leading receiver with six catches for 125 yards, was named the game's offensive MVP by ABC-TV.

The trip to New Orleans was Auburn's fourth New Year's Day bowl game in five years.

Syracuse	0	7	3	6	—	16
Auburn	7	3	0	6	—	16

AU - Tillman 17 pass from Burger (Lyle kick), 5:47, 1st
 SU - Glover 12 pass from McPherson (Vesling kick), 14:54, 2nd

AU - Lyle 40 FG, 0:47, 2nd
 SU - Vesling 27 FG, 5:34, 3rd
 AU - Lyle 41 FG, 13:27, 4th
 SU - Vesling 32 FG, 8:53, 4th
 SU - Vesling 38 FG, 2:04, 4th
 AU - Lyle 30 FG, 0:01, 4th

	SU	AU
First Downs	23	14
Rushing Yards	174	41
Passing Yards	140	229
Passing (C-A-I)	11-21-0	25-34-1
Total Offense	314	270
Punts-Avg.	5-35.6	6-44.8
Fumbles/Lost	2/0	1/0
Penalty-Yards	2-20	5-43
Time of Possession	37:35	22:25

RUSHING: (SU) Orummon 17-82, Johnston 14-50, McPherson 20-31, Owens 4-11; (AU) Danley 13-42, Ware 4-3, Weygand 1(-2), Burger 4(-2).

PASSING: (SU) McPherson 11-21-0-140 1 TD; (AU) Burger 24-33-1-171 1 TD, Donaldson 1-1-0-58.

RECEIVING: (SU) Glover 6-91 1 TD, Kane 2-30, Kelly 1-8, Johnston 1-6, Drummond 1-5; (AU) Danley 7-34, Tillman 6-125 1 TD, Donaldson 4-14, Reeves 3-20, Weygand 2-15, Ware 2-0, Bolton 1-15.

Attendance: 75,495



Auburn Bowl History



1989 Sugar Bowl



Florida State 13
Auburn 7

January 2, 1989
Louisiana Superdome
New Orleans, Louisiana

Auburn lost to Florida State 13-7 in one of the most exciting Sugar Bowls ever played.

The Tigers spotted FSU a 13-0 lead early in the second quarter, then came

roaring back and almost overtook the Seminoles in the final seconds of the game.

Seminole tailback Sammie Smith became the first back in more than two years to gain 100 yards rushing against Auburn.

Then the Tigers began their run. Auburn scored on a 20-yard pass from Reggie Slack to All-America tight end Walter Reeves to cut the FSU lead to six points.

Florida St.	10	3	0	0	—	13
Auburn	0	7	0	0	—	7

FSU - D. Williams 2 run (Andrews kick), 9:48, 1st
FSU - Mason 35 FG, 5:57, 1st
FSU - Mason 31 FG, 11:00, 2nd
AU - Reeves 20 pass from Slack (Lyle kick), 4:09, 2nd

	FSU	AU
First Downs	.21	18
Rushing Yards	.148	108
Passing Yards	.157	162
Passing (C-A-I)	.14-27-1	19-33-3
Total Offense	.305	270
Punts-Avg.	.4-35.0	4-35.8
Fumbles/Lost	.2/1	3/2
Penalty-Yards	.6-45	5-65
Time of Possession	.33:35	26:25

RUSHING: (FSU) Smith 24-115, Carter 7-25, Williams 7-16 1 TD, Butts 1-6, Floyd 1-5, Dawsey 1-0, S.Ferguson 6-(-19); (AU) Danley 19-68, Joseph 8-47, Harris 4-6, Weygand 1-(-4), Slack 4-(-9).

PASSING: (FSU) S.Ferguson 14-26-1-157, Johnson 0-1-0-0; (AU) Slack 19-33-3-162 1 TD.

RECEIVING: (FSU) Anthony 3-47, Carter 3-25, O'Malley 2-31, Williams 2-20, Dawsey 2-10, Johnson 1-16, Butts 1-8; (AU) Taylor 5-35, Danley 5-2, Tillman 4-48, Weygand 3-40, Reeves 2-37 1TD.

Attendance: 61,934

The Tigers had another first half threat when linebacker Smokey Hodge intercepted an FSU pass and returned it to the FSU 25, but a fumble at the 12 cost Auburn a scoring opportunity.

Time and time again in the second half, the Auburn defense stopped Florida State scoring threats, and with three minutes left, the Tigers began their move to glory from their own four-yard line.

Auburn converted three fourth down plays as it moved down field, but with five seconds left, an intercepted pass ended Auburn's hopes of victory and gave Auburn a 1-1-1 record in three Sugar Bowl appearances under Coach Pat Dye.

1990 Hall of Fame Bowl



Ohio State 14
Auburn 7

January 1, 1990
Tampa Stadium
Tampa, Florida

Reggie Slack led the No. 9-ranked Tigers to victory on New Year's Day as they defeated the Ohio State Buckeyes. Auburn started off slow with Slack throwing two interceptions in the first

minutes of play. But when Stacy Danley got the wind knocked out of him, the Tigers began playing a different game.

With the Buckeyes leading 14-3 in the second quarter, Shane Wasden returned a punt 34 yards to Ohio State's 33. As the clock was ticking down, Slack threw 11 yards to Greg Taylor for a touchdown.

In their first three possessions in the second half, the Tigers scored three times and led OSU 31-14. The big drive came in the second possession of third quarter with Auburn winning 17-14. The Tigers went 80 yards in 16 plays. On third and 11 at the OSU 41, Slack threw to

Ohio State	7	7	0	0	—	14
Auburn	3	7	7	14	—	31

OSU - Snow 1 run (O'Morrow kick), 6:50, 1st
AU - Lyle 19 FG, 2:14, 1st
OSU - B. Stableim 9 pass from Frey (O'Morrow kick), 13:36, 2nd
AU - Taylor 11 pass from Slack (Lyle kick), 0:11, 2nd
AU - Taylor 4 pass from Slack (Lyle kick), 9:50, 3rd
AU - Slack 5 run (Lyle kick), 9:22, 4th
AU - Casey 2 pass from Slack (Lyle kick), 7:20, 4th

	OSU	AU
First Downs	.18	21
Rushing Yards	.66	171
Passing Yards	.232	141
Passing (C-A-I)	.16-31-1	16-23-2
Total Offense	.298	312
Punts-Avg.	.7-41.1	5-40.8
Fumbles/Lost	.1/0	1/0
Penalty-Yards	.5-33	2-15
Time of Possession	.28:13	31:47

RUSHING: (OSU) S.Graham 12-53, Snow 13-42 1 TD, Lee 2-0, Dumas 1-(-1), Frey 8-(-28); (AU) Danley 20-85, Williams 10-46, Joseph 7-43, Strong 2-7, A.Wright 1-4, Slack 5-(-14) 1 TD.

PASSING: (OSU) Frey 16-31-1-232 1 TD; (AU) Slack 16-22-2-141 3 TD, McIntosh 0-1-0-0.

RECEIVING: (OSU) J.Graham 5-103, Olive 4-55, Snow 3-30, Palmer 1-25, B.Stableim 1-9 1 TD, Lee 1-5, S.Graham 1-5; (AU) A.Wright 4-59, Taylor 4-33, 2 TD, Joseph 3-20, Casey 2-15, 1 TD, Wasden 1-9, Danley 1-8, Cherry 1-(-3).

Attendance: 61,934



Auburn Bowl History



1990 Peach Bowl



Indiana 23
Auburn 27

December 29, 1990
Atlanta-Fulton County Stadium
Atlanta, Georgia

Quarterback Stan White put the lid on a late Auburn come-from-behind win when he scampered one yard on a fourth-down bootleg to lift Auburn to a 27-23 win over Indiana in the 1990

Peach Bowl.

White's game-winning touchdown was his second of the day as the Tigers finished the 1990 season 8-3-1. For his efforts the freshman was named the Offensive MVP of the game. Auburn linebacker Darrel Crawford was named the Defensive MVP as the Tigers limited Indiana to just 220 yards total offense.

Auburn opened the scoring with White's first touchdown of the day, a six-yard run with 3:37 to play in the first quarter. Indiana tied the game at 7-7 on the final play of the first period when Trent Green scored from three yards out.

Auburn scored on an 11-yard White to Alex Smith pass and tacked on a 26-yard Jim Von Wyl field goal to take a 17-10 lead into the half.

Following a scoreless third period, the Hoosiers took a 23-17 lead into the game's final minutes on the strength of two more touchdown runs by Green. Green's third touchdown of the day came with just 2:27 to play.

White and receiver Herbert Casey converted on a pair of critical third down situations on Auburn's final drive of the game to set up White's game winner in the last bowl game Auburn would play with Pat Dye as head coach.

Indiana	7	3	0	13	—	23
Auburn	7	10	0	10	—	27

AU - White 5 run (Von Wyl kick), 11:23, 1st
IU - Green 3 run (Bonnell kick), 0:00, 1st
AU - Smith 11 pass from White (Von Wyl kick), 12:09, 2nd
IU - Bonnell 42 FG, 5:57, 2nd
AU - Von Wyl 26 FG, 1:23, 2nd
AU - Von Wyl 43 FG, 11:34, 4th
IU - Green 2 run (run failed), 6:32, 4th
IU - Green 6 run (Bonnell kick), 2:27, 4th
AU - White 1 run (Von Wyl kick), 0:39, 4th

	IU	AU
First Downs	15	24
Rushing Yards	121	89
Passing Yards	99	351
Passing (C-A-I)	10-19-0	31-48-0
Total Offense	220	440
Punts-Avg.	5-41.4	3-23.0
Fumbles/Lost	1/1	2/2
Penalty-Yards	6-55	12-75
Time of Possession	31:51	28:09

RUSHING: (IU) Dunbar 21-81, Thompson 5-17, Miller 3-16, Green 14-7 3 TD; (AU) Williams 12-52, Smith 5-24, Joseph 5-20, Richardson 3-4, White 5-(-2) 2 TD.

PASSING: (IU) Green 10-19-0-99; (AU) White 31-48-0-351 1 TD.

RECEIVING: (IU) Thomas 3-43, Turner 3-26, Coleman 2-26, Dunbar 2-4; (AU) Hall 9-74, Casey 7-159, Baxter 4-22, Wasden 3-21, Hines 2-25, Joseph 2-16, Williams 2-12, Smith 1-11 1 TD, Overton 1-11.

Attendance: 38,912

1996 Outback Bowl



Penn State 43
Auburn 14

January 1, 1996
Tampa Stadium
Tampa, Florida

Under dark skies and incessant rain, Auburn's first bowl appearance in five years was anything but pleasant. Penn State routed the Tigers, 43-14.

Penn State opened the game with a 64-yard drive, but was stopped at the Auburn one after three downs inside the Tiger five. Brett Conway converted a 19-yard field goal for a 3-0 lead.

Richardson was intercepted by Dell McGee at the Penn State 36. Five downs later, Nix connected with freshman receiver Robert Baker for a 25-yard touchdown and a 7-3 lead.

Conway field goals of 22- and 38-yards put Penn State on top to stay at 9-7.

Auburn took possession deep in its own territory with 1:43 remaining in the half. On third down with 19 seconds left, Nix, on the run, threw an ill-advised pass down the sideline that fell into the hands of free safety Kim Herring.

Penn State quickly went to work. Richardson completed a 43-yard pass down the left sideline to Joe Jurevicius at the Auburn eight. With five seconds left, Richardson found running back Mike Archie over the middle for a score.

The Nittany Lions scored on all four possessions in the third quarter. In the first drive, Richardson capped an eighty-yard effort with a nine-yard strike to Engram.

Midway through the fourth, following a Penn State fumble, Auburn mounted a 43-yard scoring drive. Fullback Kevin McLeod raced up the middle for a touchdown and a final margin of 43-14.

Penn State	3	13	27	0	—	43
Auburn	0	7	0	7	—	14

PSU - Conway 19 FG, 8:18, 1st
AU - Baker 25 pass fro Nix (Hawkins kick), 12:39, 2nd
PSU - Conway 22 FG, 9:14, 2nd
PSU - Conway 38 FG, 1:43, 2nd
PSU - Archie 8 pass from Richardson (Conway kick), 0:05, 2nd
PSU - Engram 9 pass from Richardson (Conway kick), 9:51, 3rd
PSU - Pitts 4 pass from Richardson (pass failed), 7:27, 3rd
PSU - Enis 1 run (Conway kick), 4:20, 3rd
PSU - Engram 20 pass from Richardson (Conway kick), 3:21, 3rd
AU - McLeod 12 run (Hawkins kick), 5:49, 4th

	PSU	AU
First Downs	22	19
Rushing Yards	266	220
Passing Yards	221	94
Passing (C-A-I)	14-29-1	8-33-2
Total Offense	487	314
Punts-Avg.	4-35.7	8-39.1
Fumbles/Lost	1/0	5/2
Penalty-Yards	6-35	5-39
Time of Possession	32:11	27:49

RUSHING: (PSU) Pitts 15-118, Milne 12-82, Archie 5-41, Enis 12-24, 1 TD, Sload 2-4, Eberly 1-(-1), McQueary 1-(-1), D.Ostrosky 1-(-1); (AU) Davis 12-119, Morrow 10-39, Craig 11-34, McLeod 2-20 1 TD, Beasley 2-9, Goodson 0-4, Nix 3-(-5).

PASSING: (PSU) Richardson 13-24-1-217 4 TD, McQueary 1-4-0-4, Archie 0-1-0-0; (AU) Nix 5-25-2-48 1 TD, Craig 3-8-0-46.

RECEIVING: (PSU) Engram 4-113 2 TD, Olsommer 2-21, Scott 2-17, Archie 2-14 1 TD, Jurevicius 1-43, Milne 1-5, Pitts 1-4 1 TD, Stephenson 1-4; (AU) Bailey 1-32, Baker 1-25 1 TD, Dillard 1-12, Hand 1-8, Goodson 1-8, Gosha 1-5, Fuller 1-4, McLeod 1-2.

Attendance: 65,313



Auburn Bowl History



1996 Independence Bowl



Army 29
Auburn 32

December 31, 1996
Independence Stadium
Shreveport, Louisiana

Army's J. Parker's 27-yard field goal attempt with 29 seconds remaining sailed wide right as Auburn held off a late Cadet charge to win the 1996 Independence Bowl, 32-29.

In winning its first bowl game in six years, Auburn utilized the talents of quarterback Dameyune Craig. Craig threw for an Independence and Auburn bowl record 370 yards while rushing for 75 more in earning Offensive MVP honors.

Craig led Auburn to the game's first 20 points, throwing touchdown strikes to Tyrone Goodson (30 yards) and Willie Gosha (seven yards) and setting up a pair of Jaret Holmes field goals.

Meanwhile, the Tiger defense held Army's option attack in check for most of the first half. The Cadet's finally got on the scoreboard when Bobby Williams scored with 1:27 remaining in the first half to make it 20-7, Auburn.

Army	0	7	0	22	—	29
Auburn	10	10	12	0	—	32

AU - Holmes 31 FG, 10:59, 1st
 AU - Goodson 30 pass from Craig (Holmes kick), 5:20, 1st
 AU - Gosha 7 pass from Craig (Holmes kick), 12:17, 2nd
 AU - Holmes 49 FG, 3:15, 2nd
 ARMY - B.Williams 3 run (Parker kick), 1:15, 2nd
 AU - Craig 33 run (pass failed), 8:51, 3rd
 AU - R.Williams 18 run (pass failed), 1:04, 3rd
 ARMY - Perry 12 run (Parker kick), 12:44, 4th
 ARMY - B.Williams 1 run (Parker kick), 5:52, 4th
 ARMY - Richardson 30 pass from McAda (B.Williams run), 1:27, 4th

	ARMY	AU
First Downs	21	27
Rushing Att.-Yards	58-239	36-167
Passing Yards	148	370
Passing (C-A-I)	9-16-0	24-42-1
Total Offense	387	531
Punts-Avg.	6-43.0	2-41.5
Fumbles/Lost	1/1	3/2
Penalty-Yards	3-20	5-47
3rd Down Conv.	4-of-13	7-of-16
Time of Possession	30:12	29:48

RUSHING: (ARMY) Perry 19-80 1 TD, B.Williams 11-79 2 TD, McAda 13-46, Brizic 9-33, Hewitt 5-21, Thomas 1-(-20); **(AU)** Craig 13-75 1 TD, R.Williams 12-72 1 TD, Beasley 8-5, McLeod 2-5, Cooper 1-4.
PASSING: (ARMY) McAda 9-16-0-148 1 TD; **(AU)** Craig 24-42-1-370 2 TD.
RECEIVING: (ARMY) B.Williams 3-74, Richardson 2-59 1 TD, Thomas 1-13, Brizic 1-6, Leshinski 1-5, Perry 1-(-9); **(AU)** Gosha 10-132 1 TD, Baker 5-103, Bailey 4-39, Goodson 2-78 1 TD, Cooper 2-15, McCovery 1-3.

Attendance: 41,366

1998 Peach Bowl



Clemson 17
Auburn 21

January 2, 1998
Georgia Dome
Atlanta, Georgia

Auburn scored 15 fourth-quarter points to support a tenacious Tiger defensive effort in a 21-17 Peach Bowl win over Clemson.

Auburn trailed 17-6 entering the final stanza, but cut the lead to 17-12 on Dameyune Craig's 22-yard scramble early in the quarter.

Five minutes later, Rusty Williams put the Tigers ahead to stay, 18-17, with a seven-yard run. Jaret Holmes added a 22-yard field goal, his third of the day, with 4:11 left.

Auburn's defense dominated the game, holding Clemson under 100 yards in both rushing (60) and passing (86) and to just 146 yards total. Auburn held Clemson to just four first downs and had just one of 14 third-down attempts converted against it.

Clemson	0	7	10	0	—	17
Auburn	3	3	0	15	—	21

AU - Holmes 52 FG, 9:49, 1st
 CU - Speck 18 blocked punt return (Richardson kick), 6:31, 2nd
 AU - Holmes 24 FG, 4:15, 2nd
 CU - Witherspoon 2 run (Richardson kick), 5:15, 3rd
 CU - Richardson 48 FG, 1:48, 3rd
 AU - Craig 22 run (pass failed), 13:29, 4th
 AU - R.Williams 7 run (pass failed), 8:45, 4th
 AU - Holmes 22 FG, 4:11, 4th

	CU	AU
First Downs	4	18
Rushing Att.-Yards	27-60	36-107
Passing Yards	86	259
Passing (C-A-I)	11-25-1	15-44-0
Total Offense	146	366
Punts-Avg.	9-43.7	6-25.8
Fumbles/Lost	1/0	1/1
Penalty-Yards	5-59	7-63
3rd Down Conv.	1-of-14	5-of-18
Time of Possession	28:06	31:54

RUSHING: (CU) Priester 19-74, Austin 3-3, Witherspoon 1-2 1 TD, Greene 4-(-7); **(AU)** R.Williams 18-71 1 TD, Craig 9-25 1 TD, Carter 4-7, Beasley 5-4.
PASSING: (CU) Greene 11-25-1-86; **(AU)** Craig 15-44-0-259.
RECEIVING: (CU) Austin 3-32, Horne 2-10, Hall, 2-6, Wofford, 2-5, Gardner 1-27, Lawyer 1-6; **(AU)** Bailey 4-119, Goodson 4-65, Poor 4-43, R.Williams 1-33, Lowe 1-8, Beasley 1-(-9).

Attendance: 71,212

Holmes' career-long 52-yard field goal gave Auburn a 3-0 with 9:49 left in the first quarter. But Clemson took the lead midway through the second quarter after blocking a Holmes' punt. Chad Speck returned the block 18 yards for a touchdown and a 7-3 Clemson lead.

Auburn trimmed the lead to 7-6 with a 24-yard Holmes field goal before halftime, but another blocked punt set up another Clemson touchdown with 5:15 left in the third.

Auburn scored 15 fourth-quarter points to support a tenacious Tiger defensive effort in a 21-17 Peach Bowl win over Clemson.



Auburn Bowl History



2001 Florida Citrus Bowl



Auburn 28
Michigan 31

January 1, 2001
Florida Citrus Bowl
Orlando, Florida

The 20th-ranked Auburn Tigers made a late fourth quarter charge, but fell short, losing to 17th-ranked Michigan Wolverines, 31-28, in the Capital One Florida Citrus Bowl.

The Tigers utilized the arm of senior quarterback Ben Leard who set two Auburn bowl records by throwing for 394 yards and three touchdowns. Answering a first quarter 31-yard Wolverine touchdown pass from Drew Henson to David Terrell, Leard threw his first of touchdowns to Ronney Daniels in the second quarter to tie the game at 7-7.

Auburn took the lead as Leard hit senior Clifton Robinson on a 20-yard touchdown with 11:04 before the half. But, Henson connected on a four-yard pass to B.J. Askew to tie the game at 14-14. Michigan regained the lead on an 11-yard scamper from Anthony Thomas to end the first half at 21-14.

Michigan built its lead to 28-14 in the third quarter as Thomas, named the game's MVP, entered the endzone on a 25-yard burst, his longest of the day. Auburn junior running back Rudi Johnson crossed the goal line with 4:08 to go in the third, to bring Auburn within seven, 28-21. The Wolverines connected on a 41-yard field goal by Hayden Epstein to increase their lead to 31-21 to end the quarter.

Leard responded by connecting with freshman Deandre Green on a 21-yard pass in the endzone to trim Michigan's lead to three, 31-28, with 2:26 to go.

Duval's ensuing on-side kick was recovered by Michigan and the Wolverines ran out the clock to earn the 31-28 win.

Leard was named Auburn's offensive MVP while Javor Mills, who recorded six tackles and two sacks, was the Tigers' defensive MVP.

Leard was named Auburn's offensive MVP while Javor Mills, who recorded six tackles and two sacks, was the Tigers' defensive MVP.

	AU	UM
First Downs	23	21
Rushing Att.-Yards	35-92	42-159
Passing Yards	394	294
Passing (C-A-I)	28-37-2	15-21-0
Total Offense	486	453
Punts-Avg.	3-42.7	4-43.5
Fumbles/Lost	2/1	2/1
Penalty-Yards	7-60	2-20
Time of Possession	30:03	29:57

RUSHING: (AU) Johnson 25-85 (TD), Evans 3-16, C. Robinson 1-4, Carter 2-(-2), Leard 4-(-11); (UM) Thomas 32-182 (2 TD), Bellamy 3-13, Cross 1-0, Henson 6-(-36).
PASSING: (AU) Leard 28-37-2, 394 (3 TD); (UM) Henson 15-20-0, 294 (2 TD), Thomas 0-1-0, 0.
RECEIVING: (AU) Daniels 7-98 (TD), Willis 5-69, Evans 4-51, Green 4-49 (TD), C. Robinson 3-70 (TD), Carter 3-42, Johnson 2-15; (UM) Terrell 4-136 (TD), Walker 4-100, Thomas 4-32, Askew 3-26 (TD).

Attendance: 66,928

2001 Chick-fil-A Peach Bowl



Auburn 10
North Carolina 16

December 31, 2001
Georgia Dome
Atlanta, Georgia

A New Year's Eve invitation to the Chick-fil-A Peach Bowl pitted 7-4 Auburn against 7-5 North Carolina. In a defensive battle, North Carolina held off a late fourth quarter charge to beat

Auburn, 16-10, in the Georgia Dome in Atlanta.

In the first quarter, North Carolina recovered a fumble and returned it 18 yards to the Tiger 10-yard line. Two plays later, North Carolina tailback Willie Parker took the ball off right end for the UNC touchdown.

The only other score in the half came when the Tar Heels drove the ball 84 yards resulting in a field goal by kicker Jeff Reed.

North Carolina came out of halftime and added to their lead as Peach Bowl Offensive MVP QB Ronald Curry scrambled 62 yards for a touchdown putting UNC ahead 16-0.

The Auburn defense responded well, not allowing any more points for the rest of the game and treated football fans to a play that will be remembered in Auburn football history.

An errant Darian Durant pass was snatched out of the air by whip Karlos Dansby as he was falling out of bounds. Dansby then tossed the ball to linebacker Dontarrious Thomas to complete an amazing interception. The play was later nominated for the ESPY Awards' "Most Spectacular Play" of the year.

	N. Carolina	7	3	6	0	—	16
Auburn	0	0	0	0	—	10	

UNC - Parker 10 run (Reed kick), 9:34, 1st
UNC - Reed 22 field goal, 0:55, 2nd
UNC - Curry 62 run (Reed kick failed), 8:25, 3rd
AU - Duval 34 field goal, 13:16, 4th
AU - Diamond 12 pass from Cobb (Duval kick), 1:18, 4th

	UNC	AU
First Downs	12	12
Rushing Att.-Yards	40-174	32-31
Passing Yards	114	145
Passing (C-A-I)	13-21-1	18-28-2
Total Offense	288	186
Punts-Avg.	3-39.8	9-49.3
Fumbles/Lost	1/1	0/0
Penalty-Yards	9-73	4-26
3rd Down Conv.	4-of-15	2-of-13
Time of Possession	32:02	27:58

RUSHING: (UNC) Parker 19-131 (TD), Curry 10-67, Lewis 3-6, Williams 2-0, Team 3-(-5), Durant 2-(-12), Lafferty 1-(-13); (AU) Brown 6-28, Butler 8-22, Moore 5-21, Campbell 8-1, Johnson 1-0, Carter 1-(-7), Team 3-(-34).

PASSING: (UNC) Durant 7-14-1, 76; Curry 5-6-0, 25; Lafferty 1-1-0, 13; (AU) Campbell 12-18-1, 74; Cobb 6-10-1, 71 (TD).

RECEIVING: (UNC) Aiken 7-73, Parker 3-24, Davis 3-17; (AU) Daniels 3-21, Willis 3-17, Diamond 2-17 (TD), Moore 2-16, Walkins 2-16, Johnson 2-14, Carter 1-21, Ratliff 1-18, McIntyre 1-8, Brown 1-(-4).

Attendance: 71, 827



Auburn Bowl History



2003 Capital One Bowl



Auburn 13
Penn State 9
 January 1, 2003
 Florida Citrus Bowl
 Orlando, Florida

On a warm and windy day in Orlando, the 19th-ranked Auburn Tigers knocked off 10th-ranked Penn State behind a stymieing defense and Capital One Bowl MVP Ronnie

Brown's 184 yard, two touchdown performance. Penn State's Larry Johnson, who finished third in the Heisman Trophy balloting, was unable to get on track as Auburn's defense limited him to only 72 yards on 20 carries.

Auburn fumbled on its first possession giving Penn State the ball on the 15-yard line, but the Nittany Lions were forced to settle for a 21-yard Robbie Gould field goal.

The Auburn defense held the Nittany Lion's offense the rest of the half, allowing only a 27-yard field goal by Gould.

After a sluggish first half, the Tigers came out in the third quarter with a run-dominated offensive scheme and Ronnie Brown punished the Penn State defenders to the tune of 119 second half yards.

Auburn took its first possession of the second half and marched 74 yards, scoring on a one-yard Brown touchdown run, which put Auburn ahead, 7-6. The fast Tiger defense took control, allowing Penn State only 31 yards of offense in the third quarter.

Penn State replaced quarterback Zack Mills with Michael Robinson who sparked the Nittany Lion offense to a fourth quarter field goal, putting Penn State up 9-7.

On Auburn's next possession, Damon Duval's punt was downed at the one-yard line pinning Penn State deep in their own territory.

After a short punt by Penn State, Auburn drove the ball inside the red zone, where Ronnie Brown bounced a run to the outside taking it 17 yards for the game winning touchdown.

Brown's 184 yards rushing were the most ever by an Auburn player in a bowl, and it was the most yards rushing of anyone in the 2003 bowl season. Dontarrius Thomas was named the game's defensive MVP after helping hold Penn State to just 268 yards.

Penn State	3	3	0	3	—	9
Auburn	0	0	7	6	—	13

PSU - Gould 21 field goal, 10:26, 1st
 PSU - Gould 27 field goal, 1:44, 2nd
 AU - Brown 1 run (Duval kick), 3:52, 3rd
 PSU - Gould 31 field goal, 10:10, 4th
 AU - Brown 17 run (pass failed), 2:19, 4th

	PSU	AU
First Downs	15	12
Rushing Att.-Yards	36-170	50-200
Passing Yards	98	78
Passing (C-A-I)	10-27-1	10-17-1
Total Offense	268	278
Punts-Avg.	5-38.2	4-48.2
Fumbles/Lost	2/1	3/1
Penalty-Yards	7-68	9-84
3rd Down Conv.	3-of-14	7-of-16
Time of Possession	27:49	32:11

RUSHING: (PSU) Johnson 20-72, Mills 9-56, M. Robinson 5-30, Smith 1-10, Jefferson 1-2; (AU) Brown 37-184 (2 TD), Smith 5-10, Campbell 8-6.

PASSING: (PSU) Mills 8-24-1, 67; M. Robinson 2-3-0, 31; (AU) Campbell 10-17-1, 78.

RECEIVING: (PSU) T. Johnson 2-54, Kranchick 2-15, L. Johnson 2-8, M. Robinson 2-7, McHugh 1-8, Williams 1-6; (AU) Aromashodu 2-18, R. Johnson 2-17, Diamond 1-11, Obomanu 1-11, Daniels 1-9, M. Willis 1-6, Smith 1-5, Brown 1-1.

Attendance: 66,334

2003 Gaylord Hotels Music City Bowl



Wisconsin 14
Auburn 28
 December 31, 2003
 The Coliseum
 Nashville, Tennessee

With the combination of a stellar defensive performance that included six sacks and the leadership of MVP Jason Campbell, Auburn put together 14 fourth-quarter points en route to a 28-14

Music City Bowl win over Wisconsin.

After a scoreless first period, Wisconsin started the second quarter by driving to the Auburn seven-yard line where the Badgers had a first and goal, but Auburn's defense forced Wisconsin to settle for a 20-yard field goal for a 3-0 lead.

Auburn responded on the next drive as Ronnie Brown gained 43 yards on six carries culminating with a one-yard touchdown to give the Tigers a 7-3 lead. Wisconsin managed another field goal before the half to make the score 7-6 at the intermission.

Auburn struck first in the second half, going 80 yards on 16 plays and taking 7:16 off the clock. Carnell Williams finished the drive with a one-yard plunge up the middle for the touchdown.

In the fourth quarter, Jim Sorgi led Wisconsin on a 52-yard drive, capping it with a 12-yard pass to Lee Evans for a touchdown and a two-point conversion pass to tie the game at 14.

The Badgers seemed to have the momentum in their favor until Carlos Rogers deflected a pass that Will Herring intercepted on the Auburn 13-yard line. Two plays later, Campbell connected with Jeris McIntyre on third and eight for a 51-yard gain to the Wisconsin 34-yard line. It took Auburn just three more plays to put it in the end zone as Brown scored for the second time from two yards out.

Auburn put an exclamation point on the game during the ensuing Wisconsin drive when Reggie Torbor and Karlos Dansby sandwiched Sorgi, causing a fumble. T.J. Jackson recovered it, and two plays later Auburn put the final points on the board with a one-yard run by Williams to make the score 28-14.

Campbell passed for 138 yards, rushed for 67 yards and engineered two fourth-quarter scoring drives. Auburn's de-fense held Wisconsin to 261 yards. Torbor collected 2.5 sacks and Dansby totaled a team-high 10 tackles including 1.5 sacks.

Wisconsin	0	6	0	8	—	14
Auburn	0	7	7	14	—	28

UW - Allen 20 field goal, 9:44, 2nd
 AU - Brown 1 run (Vaughn kick), 4:37, 2nd
 UW - Allen 35 field goal, 2:42, 2nd
 AU - Williams 1 run (Vaughn kick), 1:32, 3rd
 UW - Evans 12 pass from Sorgi (Daniels pass from Sorgi), 8:52, 4th
 AU - Brown 2 run (Vaughn kick), 3:30, 4th
 AU - Williams 1 run (Vaughn kick), 1:37, 4th

	UW	AU
First Downs	18	15
Rushing Att.-Yards	37-128	40-203
Passing Yards	203	157
Passing (C-A-I)	17-29-1	11-23-1
Total Offense	331	360
Punts-Avg.	4-38.5	8-45.2
Fumbles/Lost	0/0	0/0
Penalty-Yards	4-25	8-66
3rd Down Conv.	6-of-14	6-of-14
Time of Possession	31:00	29:00

RUSHING: (UW) Davis 17-77, Evans 3-19, Bernstein 1-2, Smith 4-1, Stocco 1(-14), Sorgi 10(-26); (AU) Williams 18-68 (2 TD), Campbell 9-67, Brown 13-62 (2 TD).

PASSING: (UW) Sorgi 13-22-1, 169 (TD); Stocco 4-7-0, 34; (AU) Campbell 10-22-1, 138; Williams 1-1-0, 19.

RECEIVING: (UW) Williams 6-57, Evans 4-51, Charles 3-48, Daniels 1-14, Bernstein 1-8, Smith 1-6; (AU) McIntyre 3-74, Daniels 3-40, Johnson 2-21, Taylor 1-13, Obomanu 1-6, Brown 1-3.


Attendance: 55,109



Auburn Bowl History



2005 NOKIA Sugar Bowl



Virginia Tech 13
Auburn 16

January 3, 2005
Louisiana Superdome
New Orleans, Louisiana

Auburn completed a perfect season as the No. 3 Tigers held off a late Virginia Tech rally for a 16-13 victory in the NOKIA Sugar Bowl at the Louisiana Superdome. The win

improved the Tigers' record to 13-0 and ensured the first 13-win season in school history.

Auburn, just the seventh team to go undefeated in league play since the Southeastern Conference went to divisional play in 1992, jumped out to a 16-0 lead in the first three quarters before the Hokies got on the board. Two late fourth-quarter scores allowed Virginia Tech back into the game, but an onside kick with two minutes left was recovered by the Tigers.

Jason Campbell, voted the NOKIA Sugar Bowl's Most Valuable Player, threw for 189 yards on 11-of-16 passing and one score. Campbell, who played his last game in an Auburn uniform, connected with Devin Aromashodu on a 5-yard touchdown pass late in the third quarter, giving the Tigers a 16-0 advantage.

The tandem of senior running backs Ronnie Brown and Carnell Williams rushed for 68 and 61 yards, respectively.

Placekicker John Vaughn connected on three field goals in the first half from 23, 19 and 24 yards to send the Tigers to a 9-0 lead entering halftime. The three field goals tied an Auburn record in a bowl game, last set by Jaret Holmes at the 1998 Peach Bowl.

Virginia Tech	0	0	0	13	—	13
Auburn	6	3	7	0	—	16

AU - Vaughn 23 field goal, 8:44, 1st
 AU - Vaughn 19 field goal, 1:10, 1st
 AU - Vaughn 24 field goal, 1:50, 2nd
 AU - Aromashodu 5 pass from Campbell (Vaughn kick), 10:39, 3rd
 VT - Morgan 29 pass from Randall (Randall pass failed), 6:58, 4th
 VT - Morgan 80 pass from Randall (Pace kick), 2:01, 4th

	VT	AU
First Downs	19	14
Rushing Att.-Yards	22-76	43-110
Passing Yards	299	189
Passing (C-A-I)	21-38-2	11-16-1
Total Offense	375	299
Punts-Avg.	5-35.2	4-43.0
Fumbles/Lost	0/0	1/1
Penalty-Yards	7-57	4-35
3rd Down Conv.	3-of-12	6-of-15
Time of Possession	26:26	33:34

RUSHING: (VT) Randall 9-45, Imoh 6-16, Humes 6-10, Hamilton 1-5; (AU) Brown 14-68, C. Williams 19-61.
PASSING: (VT) Randall 21-38-2, 299 (2 TD); (AU) J. Campbell 11-16-1, 189 (TD).
RECEIVING: (VT) Hyman 5-71, Morgan 3-126 (2 TD), Royal 3-37, King 3-12, Clowney 2-23, Mazzetta 1-20, Humes 1-10; (AU) Taylor 5-87, Mix 2-68, C. Williams 2-(-6), Wallace 1-35, Aromashodu 1-5 (TD).

Attendance: 77,349

2006 Capital One Bowl



Wisconsin 24
Auburn 10

January 2, 2006
Citrus Bowl
Orlando, Florida

Brian Calhoun rushed for 213 yards and one touchdown and John Stocco passed for 301 yards and two scores as Wisconsin defeated Auburn, 24-10, in the 2006 Capital One Bowl. The loss

snapped Auburn's three-game bowl winning streak.

Wisconsin took a 17-0 lead into halftime, but the Tigers scored 10 straight points to pull within 17-10 early in the fourth quarter. Brandon Cox found Courtney Taylor for a 9-yard score at the 14:49 mark of the fourth to pull Auburn within seven.

However, Calhoun rushed for a 33-yard touchdown less than two minutes later, giving the Badgers the final 24-10 outcome.

Cox finished 15-of-33 for 137 yards and one touchdown, while Kenny Irons rushed for 88 yards -- giving him 1,293 on the season - the sixth-best single-season mark in Auburn history.

Ben Obomanu ended his Auburn career with five receptions for 62 yards. His senior counterpart, Anthony Mix, caught two passes for 11 yards, giving him 1,010 yards in his career.

Wisconsin opened the game's scoring when Stocco found Brandon Williams on a 30-yard reception at the 7:55 mark of the first quarter.

UW's Taylor Mehlhaff connected on his only field goal of the day, a 19-yarder, at the end of the first quarter, then watched as Stocco found Owen Daniels for a 13-yard touchdown pass in the second quarter.

Wisconsin	10	7	0	7	—	24
Auburn	0	0	3	7	—	10

UW - B. Williams 30 pass from Stocco (Mehlhaff kick), 7:55, 1st
 UW - Mehlhaff 19 field goal, 0:21, 1st
 UW - Daniels 13 pass from Stocco (Mehlhaff kick), 7:19, 2nd
 AU - Vaughn 19 field goal, 11:54, 3rd
 AU - Taylor 9 pass from Cox (Vaughn kick), 14:49, 4th
 UW - Calhoun 33 run (Mehlhaff kick), 13:22, 4th

	UW	AU
First Downs	24	19
Rushing Att.-Yards	42-247	35-99
Passing Yards	301	137
Passing (C-A-I)	15-27-0	15-33-1
Total Offense	69-548	68-236
Punts-Avg.	3-45.3	6-45.7
Fumbles/Lost	2/1	1/1
Penalty-Yards	7-56	5-35
3rd Down Conv.	7-of-15	4-of-14
Time of Possession	31:48	29:12

RUSHING: (UW) Calhoun 20-213 (TD), B. Williams 4-35, Walker 2-9, Team 1-0, Stocco 5-(-10); (AU) K. Irons 22-88, Lester 7-31, Obomanu 1-8, Cox 5-(-28).

PASSING: (UW) Stocco 15-27-0, 301 (2TD); (AU) Cox 15-33-1, 137 (TD).

RECEIVING: (UW) B. Williams 6-173 (TD), Orr 4-74, Daniels 3-46 (TD), Calhoun 1-8, J. Walker 1-0; (AU) Obomanu 5-62, Aromashodu 2-16, Taylor 2-14 (TD), Mix 2-11, K. Irons 1-21, Lester 1-9, Wallace 1-4, Slaughter 1-0.

Attendance: 57,221

John Vaughn connected on a 19-yard field goal, his 12th of the season, in the third quarter to put Auburn on the board.

Defensively, David Irons led the Tigers with 11 tackles.

Senior Wayne Dickens posted his second multiple-sack game of the season, finishing with two, while Stanley McClover had one.



Auburn Bowl History



2007 AT&T Cotton Bowl Classic



Auburn 17
Nebraska 14

January 1, 2007
Cotton Bowl
Dallas, Texas

John Vaughn's 42-yard field goal in the third quarter proved to be the game winner as Auburn took the 71st AT&T Cotton Bowl Classic with a 17-14 victory over Nebraska in Dallas.

Vaughn connected on his 20th field goal of the season at the 6:20 mark of the third quarter, the game's only points of the second half, to give Auburn its 11th win of the season for the fourth time in school history.

The Auburn defense was stout against Nebraska, limiting the Cornhuskers to just 230 yards of total offense, including 73 in the second half. Karibi Dede began the defense's dominance in the first half, intercepting a Zac Taylor pass and returning it 52 yards to the Nebraska 9-yard line.

Just two plays later, the Auburn offense punched it in the end zone when Brandon Cox found Carl Stewart for a 9-yard score with 56 seconds remaining in the first quarter, evening the score at 7.

Early in the second quarter, the Tigers recovered a fumble at the Cornhuskers' 14 on a failed fake punt attempt. Four plays later, Stewart scored his second TD on a 1-yard run.

After Vaughn's third quarter field goal, the Huskers managed to get in Auburn territory just twice. They punted from Auburn's 34 in the third quarter, and Taylor threw a fourth-down incomplection from Auburn's 30 late in the fourth quarter.

The Tiger defense finished with two sacks and 11 tackles for loss, highlighted by Sen'Derrick Marks' 2.5. Will Herring finished with seven solo tackles, including two for loss, and was named the game's outstanding defensive player.

Cox finished the game 10-of-21 passing for 111 yards and one score. Of those 10 completions, six were to Courtney Taylor, who, on his fourth catch of the game, broke the Auburn school record for most receptions in a career. He finished with 153.

Kenny Irons paced the Tiger rushing game with 72 yards on 24 carries.

Nebraska started the game's scoring on a Nate Swift 13-yard touchdown reception from Taylor at the 7:37 mark of the first quarter.

With Auburn up 14-7 after Stewart's second quarter touchdown run, Brandon Jackson scored from 20 yards out to cap a

	AU	NU
First Downs	12	17
Rushing Att.-Yards	35-67	38-104
Passing Yards	111	126
Passing (C-A-I)	10-21-0	14-27-1
Total Offense	56-178	65-230
Punts-Avg.	6-43.0	6-40.2
Fumbles/Lost	2/2	1/1
Penalty-Yards	6-45	4-45
3rd Down Conv.	4-of-12	5-of-14
Time of Possession	27:00	33:00

RUSHING: (AU) K. Irons 24-72, Tate 4-23, Taylor 1-3, Stewart 1-1 (TD), Cox 5(-32); (NU) Lucky 25-88, Jackson 7-38 (TD), Nunn 1(-2), Taylor 4(-5), Todd 1(-15).
PASSING: (AU) Cox 21-10-0, 111 (TD); (NU) Taylor 26-14-1, 126 (TD), Team 1-0-0, 0.
RECEIVING: (AU) Taylor 6-70, Rodriguez 1-18, McKenzie 1-12, Stewart 1-9 (TD), K. Irons 1-2; (NU) Lucky 6-67, Swift 3-44 (TD), Jackson 2(-6), Purify 1-9, Nunn 1-8, Todd 1-4.

Attendance: 66,777

7-play, 72-yard drive that sent the teams into halftime tied at 14.

The win improved Auburn to 18-13-2 all-time in bowl games and 4-3 under head coach Tommy Tuberville.

2007 Chick-fil-A Bowl



Clemson 20
Auburn [OT] 23

December 31, 2007
Georgia Dome
Atlanta, Georgia

Kodi Burns scored on a 7-yard run in overtime to lift No. 22 Auburn to a 23-20 victory over No. 15 Clemson in the Chick-fil-A Bowl, in the first overtime game in Auburn's bowl history.

Burns' score put the finishing touches on a performance that saw the Tigers record season highs in plays and yards with a spread offense. Auburn ran 90 plays for 423 yards, including 47 rushes and a season-high 43 passes.

Auburn scored first in a low-scoring first half, following a three-and-out by Clemson on the opening possession with an 11-play, 58-yard drive that culminated in Wes Byrum's 36-yard field goal.

After managing just 52 yards of offense in the first quarter, Clemson's C.J. Spiller raced 83 yards down the left sideline to give Clemson a 7-3 lead.

Auburn took the opening kickoff in the second half and marched 78 yards on 10 plays as Burns hit Mario Fannin with a 22-yard pass to give Auburn a 10-7 lead.

Clemson finished an 11-play drive with a 22-yard field goal on the first play of the fourth quarter, knotting the score at 10-10.

After Cox was intercepted, Clemson quickly drove 32 yards for the go-ahead score when James Davis plunged in from a yard out with 11:24 remaining.

Auburn answered right back, again mixing Cox and Burns in the backfield successfully during an 11-play, 70-yard drive. Cox's 18-yard pass to Robert Dunn and a 15-yard rush by Burns set up Ben Tate for a 1-yard run that tied the score at 17-17 with 8:27 left.

In overtime, Clemson settled for a 25-yard field goal on its first possession.

On Auburn's overtime possession, Cox found Rod Smith for 12 yards on 3rd-and-13, then snuck ahead for 2 yards and the first down. Two plays later, Burns powered in for the score, sending the Auburn sideline into a frenzy.

Cox connected on 25-of-39 passes for 211 yards in his final game for Auburn.

The Auburn defense, led by defensive MVP Pat Sims, held Clemson to just 293 yards of offense and 12 first downs.

	Clemson	Auburn
Clemson	0	7
Auburn	3	0

AU - Byrum 36 field goal, 4:16, 1st
CU - C.J. Spiller 83 yd run (Mark Buchholz kick), 13:14, 2nd
AU - Mario Fannin 22 yd pass from Kodi Burns (Wes Byrum kick), 11:33, 3rd
CU - Mark Buchholz 22 yd field goal, 14:58, 4th
CU - James Davis 1 yd run (Mark Buchholz kick), 11:24, 4th
AU - Ben Tate 1 yd run (Wes Byrum kick), 8:27, 4th
CU - Mark Buchholz 25 yd field goal, OT
AU - Kodi Burns 7 yd run, OT

	CU	AU
First Downs	12	24
Rushing Att.-Yards	40-189	47-190
Passing Yards	104	233
Passing (C-A-I)	14-33-0	26-43-1
Total Offense	73-293	90-423
Punts-Avg.	8-43.1	8-38.6
Fumbles/Lost	1/0	0/0
Penalty-Yards	1-5	6-40
3rd Down Conv.	5-of-19	7-of-19
Time of Possession	29:14	30:46

RUSHING: (AU) Burns 13-69 (TD), Lester 14-57, Tate 14-54 (TD), Fannin 3-18, Cox 3(-1); (CU) Spiller 8-112 (TD), Davis 23-72 (TD), Grisham 1-8, Harper 8(-3)
PASSING: (AU) Cox 39-25-1, 211, Burns 4-1-0, 22 (TD); (CU) Harper 33-14-0, 104
RECEIVING: (AU) Fannin 5-53 (TD), Dunn 5-39, R. Smith 4-45, Lester 3-24, Tate 3-19, Bennett 2-16, Billings 1-13, Hawthorne 1-12, Rodriguez 1-8, Trott 1-4 (CU) Kelly 4-36, Taylor 3-32, Grisham 2-24, Harris 2-12, Spiller 2(-5), Palmer 1-5.

Attendance: 74,413



Auburn Bowl History



2010 Outback Bowl



Northwestern 35
Auburn [OT] 38

January 1, 2010
Raymond James Stadium
Tampa, Florida

Neiko Thorpe tackled Zeke Markshausen at the Auburn 2-yard line on a fake field goal attempt from the 5-yard line to preserve Auburn's 38-35 overtime victory over Northwestern after Wes Byrum's 21-yard field goal gave the Tigers the lead.

With the score tied 21-21, Ben Tate rushed for two touchdowns in the first eight minutes of the fourth quarter. The first came from 5 yards out with 10:10 left and the second was a 7-yard run that seemed to put the Tigers in control, 35-21 with 7:32 left.

Northwestern closed to 35-27 on a 2-yard Kafka touchdown run with 3:20 remaining but the PAT was blocked by Antonio Coleman. With Auburn trying to run out the clock, Brad Phillips forced a Tate fumble at the Northwestern 31 with 3:11 to play. The Wildcats then drove 69 yards to score on a 18-yard touchdown pass from Kafka to Sidney Stewart with 1:15 to play and a tied the game on a successful two-point conversion.

Auburn's Demond Washington returned the ensuing kickoff to midfield before he fumbled, giving the ball back to the Wildcats with 1:03 to play. Northwestern then drove to the Auburn 26 where Demos missed a potential game-winning 44-yard field goal as time expired.

Auburn's defense picked off five Northwestern passes, with Walter McFadden and T'Sharvan Bell collecting two each and Thorpe one. McFadden's two interceptions came on Northwestern's first two drives and helped stake Auburn to an early 14-0 lead. His second interception was returned 100 yards for a touchdown.

AU - Burns 1 yd run (Byrum kick), 12:25, 1st
 AU - McFadden 100 yd interception return (Byrum kick), 4:37, 1st
 NU - Brewer 39 yd pass from Kafka (Demos kick), 2:04, 1st
 AU - Carr 46 yd pass from Todd (Byrum kick), 8:54, 2nd
 NU - Brewer 35 pass from Kafka (Demos kick), 2:42, 3rd
 NU - Dunsmore 66 yd pass from Kafka (Demos kick), 0:27, 3rd
 AU - Tate 5 yd run (Byrum kick), 10:10, 4th
 AU - Tate 7 yd run (Byrum kick), 7:32, 4th
 NU - Kafka 2 yd run (kick blocked), 3:20, 4th
 NU - Stewart 18 yd pass from Kafka (Mitchell pass from Brewer), 1:15, 4th
 AU - Byrum 21 yd field goal, OT

	NU	AU
First Downs	34	18
Rushing Att.-Yards	37-89	39-190
Passing Yards	532	235
Passing (C-A-I)	47-78-5	20-33-2
Total Offense	115-621	72-425
Punts-Avg.	5-31.6	6-42.2
Fumbles/Lost	0/0	3/2
Penalty-Yards	3-25	12-140
3rd Down Conv.	6-of-23	4-of-13
Time of Possession	34:11	25:49

RUSHING: (AU) - Tate 20-108 (2 TD); Zachery 1-50; McCaleb 6-18; Burns 5-16 (TD); Fannin 2-14; Todd 4-minus 15. (NU) - Schmidt 8-36; Kafka 20-30 (TD); A. Fields 3-8; Simmons 3-7; Markshausen 2-7; Concannon 1-1.
PASSING: (AU) - Todd 20-31-0-235 (TD); Burns 0-2-2-0.(NU) - Kafka 47-78-5-532 (4 TD).
RECEIVING: (AU) - Adams 12-142; Fannin 3-10; Zachery 2-11; Carr 1-46 (TD); Burns 1-23; Blake 1-3.(NU) - Markshausen 12-84; Stewart 10-97 (TD); Dunsmore 9-120 (TD); Brewer 8-133 (2 TD); Ebert 6-64; D. Fields 1-26; A. Fields 1-8.

Attendance: 49,383

2011 BCS National Championship



Oregon 19
Auburn 22

January 10, 2011
University of Phoenix Stadium
Glendale, Arizona

Wes Byrum kicked the sixth and biggest game-winning field goal of his career on the last play of the game from 19 yards to give No. 1 Auburn a 22-19 victory over Oregon in the BCS National Championship Game. It was Auburn's second national title in history

and ninth comeback win in 14 games during the 2010 season.

After Oregon had tied the score at 19 with a touchdown and two point conversion with 2:33 to go, the biggest drive in Auburn history began at its own 25-yard line. After a 15-yard pass from Cam Newton to Emory Blake, Michael Dyer, who was named the Offensive Player of the Game after rushing for 143 yards on 22 carries, looked to be tackled after a short gain, but was never down while laying on top of an Oregon defender, and he bounced up to complete a 37-yard run to the Oregon 23.

After short gains by Dyer and Newton, Dyer followed with a 16-yard gain up the middle to the 1 with 10 seconds remaining. One play later, Byrum provided the final heroics.

Oregon scored on the second play of the second quarter on a 26-yard field goal by Rob Beard for the first points of the game. On Auburn's next possession, Newton threw a 35-yard touchdown pass to Kodi Burns for a 7-3 Auburn lead.

Oregon responded after taking over at the Duck 7 as Thomas threw an 81-yard pass on first down to Meahl, then found James on an 8-yard TD pass. A 2-point conversion run by kicker Rob Beard on a fake gave Oregon an 11-7 lead.

The Tigers then drove to the Oregon 1, but Newton's fourth-down pass to Eric Smith fell incomplete. On first down, Mike Blanc tackled James in the end zone for a safety to draw the Tigers to within 11-9 with 3:26 left in the half.

After Oregon kicked off following the safety, Auburn quickly covered 66 yards in six plays, capped by a Newton to Blake 30-yard touchdown pass to give the Tigers a 16-11 lead at the half.

On the opening drive of the second half, Wes Byrum kicked a 28-yard field goal to give Auburn a 19-11 lead.

Oregon then reached a first-and-goal on the Auburn 3, but the Tigers held the Ducks for four plays, capped by a stop on fourth and goal from the 1 as Mike McNeil and Nick Fairley hit Kenjon Barner just shy of the goal line. Fairley was named the Defensive Player of the Game after recording five tackles, including three for losses and one sack, while also forcing a fumble.

Auburn ran a season-high and BCS Championship Game record 85 plays. The Tigers outgained the Ducks 519 yards to 449 as Newton was 20-of-34 for 265 yards and two touchdowns. He also rushed for 64 yards on 22 carries.

Oregon	0	11	0	8	—	19
Auburn	0	16	3	3	—	22

OU - Beard 26 yd field goal, 14:13, 2nd
 AU - Burns 35 yd pass from Newton (Byrum kick), 12:00, 2nd
 OU - James 8 yd pass from Thomas (Beard rush), 10:58, 2nd
 AU - Blanc safety, 3:26, 2nd
 AU - Blake 30 yd pass from Newton (Byrum kick), 1:47, 2nd
 AU - Byrum 28 yd field goal, 11:30, 3rd
 OU - James 8 yd pass from Thomas (Maehl pass from Thomas), 2:33, 4th
 AU - Byrum 19 yd field goal, 0:00, 4th

	OU	AU
First Downs	23	28
Rushing Att.-Yards	32-75	50-254
Passing Yards	374	265
Passing (C-A-I)	28-41-2	20-35-1
Total Offense	73-449	85-519
Punts-Avg.	5-36.8	6-40.4
Fumbles/Lost	1/0	2/1
Penalty-Yards	6-37	5-47
3rd Down Conv.	8-of-15	9-of-17
Time of Possession	27:03	32:57

RUSHING: (OU) - James 13-49; Barner 11-32; Thomas 8-(-6). (AU) - Dyer 22-143; Newton 22-64; McCaleb 6-47.
PASSING: (OU) - Thomas 27-40-2-363 (2TD); Rice 1-1-0-11. (AU) - Newton 20-34-1-265 (2TD); TEAM 0-1-0-0.
RECEIVING: (OU) - Maehl 9-133; Davis 6-60; James 4-39 (2TD); Tuinei 3-75; Paulson 3-48; Barner 2-8; Johnson 1-11. (AU) - Zachery 6-48; Adams 4-54; Blake 4-54 (TD); Lutzenkirchen 2-48; McCaleb 2-10; Burns 1-35 (TD); Fannin 1-16.

Attendance: 78,603