



Auburn
19

ATTACK

VISION

LEGACY

AUBURN BASEBALL

2019 MEDIA GUIDE





TABLES OF CONTENTS/QUICKFACTS

2019 AUBURN BASEBALL INFORMATION

Table of Contents/Quick Facts 1
2019 Roster 2
2019 Schedule 3
TV/Radio Chart 4-5
Plainsman Park 6
Plainsman Park Facts & Records 7
Head Coach Butch Thompson 8-9
Assistant Coach Karl Nonemaker 10
Assistant Coach Gabe Gross 11
Volunteer Assistant Steve Smith 12
Support Staff 13
Administration 14
2019 Player Profiles 15-38

2018 YEAR IN REVIEW

2018 Auburn Team Stats 39
2018 Auburn Team SEC-Only Stats 40
2018 Notes 41-42
2018 Game-By-Game Hitting 43
2018 Game-By-Game Results 44
2018 Superlatives & Miscellaneous Stats 45
2018 Starting Lineups & Starters 46-47
2019 SEC Tournament 48

HISTORY & RECORDS

Capital City Classic History and Records 49
Auburn Records 50-51
Single-Season Top 10 Hitting 52
Career Top 10 Hitting 53
Single-Season Top 10 Pitching 54
Career Top 10 Pitching 55
Team Top 10 56
Year-By-Year Team Stats (1949-Pres.) 57-58
Streaks & Sweeps 59
Year-By-Year Leaders 60-62
SEC & NCAA Leaders/No-Hitters & Perfect Games 63
Home Run Records 64-65
Five-Hit Games/20-Run Games 65
The Last Time 66
Year-By-Year Results (1895-1948) 67-70
Year-By-Year Results & Team Stats (1949-2018) 71-98
Auburn On Television 99-100
Series Records 101
Results vs. Opponents 102-114
Coaching Records 115
Year-By-Year Standings 116
Auburn at the College World Series 117
Auburn in NCAA Regionals 118-121
Auburn in NCAA Super Regionals 121
Auburn in SEC Tournaments 122-123
All-Time Honors & Awards 124-126
Auburn in MLB 127-128
MLB Honors/World Series History 128
All-Time Draft Picks 129
Letterwinners (1949-2016) 130-132

KEY POSITION PLAYERS RETURNING (5)

Table with 6 columns: Player, Cl., Pos., Ht., Wt., 2018 Statistics. Rows include Connor Davis, Edouard Julien, Will Holland, Judd Ward, Steven Williams.

* - 2018 starter

KEY PITCHERS RETURNING (4)

Table with 5 columns: Player, Cl., Ht., Wt., 2018 Statistics. Rows include Elliott Anderson, Tanner Burns, Davis Daniel, Cody Greenhill.

RADIO INFORMATION

Primary Stations WTGZ-FM (93.9), WQSI-FM (95.9)
Radio Network Auburn Sports Network
Primary Contact Rod Bramblett
Play-by-Play Announcers Rod Bramblett, Andy Burcham, Paul Ellen & Brad Law

GENERAL INFORMATION

Location Auburn, Ala.
Founded October 1, 1856
Enrollment 29,776
Nickname Tigers
Colors Burnt Orange and Navy Blue
Affiliation NCAA Division I
Conference Southeastern (SEC West)
President Dr. Steven Leath (Penn State)
Athletic Director Allen Greene (Notre Dame)

KEY NUMBERS

Media Relations Office (334) 844-9800
Media Relations FAX (334) 844-9807
Plainsman Park Press Box (334) 844-4138
Athletic Department Phone (334) 844-4750
Baseball Office (334) 844-4975
Ticket Office (855) 282-2010
Website www.AuburnTigers.com
Twitter @AuburnBaseball

STADIUM INFORMATION

Stadium Samford Stadium-Hitchcock Field at Plainsman Park
First Year/Renovated 1950/1996
Capacity 4,096
All-Time Record 1,209-541 (.691)
Dimensions LF-315; CF-385; RF-331
Alleys LC-335/385; RC-360

HISTORY

All-Time Record (since 1895) 2,443-1,649-33 (.596)
Record since 1949 (Modern Era) 1,912-1,315-4 (.592)
All-Time Conference Record 901-845-3 (.516)
All-Time SEC Tournament Record 34-48 (.415)
NCAA Tournament Appearances 21
NCAA Regional Record 48-45 (.516)
Last NCAA Regional 2018 (Raleigh, N.C.)
Last NCAA Super Regional 2018 (Gainesville, Fla.)
College World Series Appearances 4
College World Series Record 3-8 (.273)
Last College World Series 1997

COACHING/SUPPORT STAFF

Head Coach Butch Thompson (Birmingham-Southern)
Record at Auburn 103-82 (.557), Fourth year
Career Record 142-94 (.602), Fifth year
Assistant Coach Karl Nonemaker (Vanderbilt)
Assistant Coach Gabe Gross (Auburn)
Volunteer Assistant Coach Steve Smith (Baylor)
Director of Operations Greg Drye (Southern Miss)
Athletic Administrator Randall Dickey (Quachita Baptist)
Strength and Conditioning Chris Joyner (Minnesota State, Mankato)
Athletic Trainer Anthony Sandersen (South Dakota St.)
Player Development & Data Analyst Blake Beck (Troy)

TEAM INFORMATION

Table with 4 columns: Total, Home, Away, Neut. Rows include 2018 Overall Record, 2018 SEC Record, Conference Finish, 2018 Postseason, 2018 Final Ranking, Letterwinners Returning/Lost, Position Starters Returning/Lost, Pitchers Returning/Lost, Newcomers.

ATHLETIC COMMUNICATIONS

Baseball SID George Nunnelley
SID FAX Number (334) 844-9807
Nunnelley's Cell Phone (502) 609-9982
Nunnelley's Email gnnunnelley@auburn.edu
Assoc. AD/Communications Kirk Sampson
Sampson's Email kirk@auburn.edu
SID Mailing Address P.O. Box 351; Auburn, AL 36830-0351
SID Overnight Address Athletic Complex
392 S. Donahue Dr., Auburn, AL 36849





2019 AUBURN BASEBALL ROSTER

BY POSITION PITCHERS

No.	Name	Pos.	Cl./Exp.	Ht.	Wt.	Hometown (Previous School)
14	Elliott Anderson	LHP	Jr./2L	6-3	212	Cartersville, Ga. (Cartersville)
32	Tanner Burns	RHP	So./1L	6-0	205	Decatur, Ala. (Decatur)
13	Davis Daniel	RHP	Jr./2L	6-1	190	Montgomery, Ala. (St. James)
43	Richard Fitts	RHP	Fr./HS	6-3	185	Helena, Ala. (Helena)
18	Brooks Fuller	LHP	Fr./HS	6-2	215	Auburn, Ala. (Auburn)
23	Peyton Glavine	LHP	So./1L	5-11	176	Alpharette, Ga. (Blessed Trinity Catholic)
20	Cody Greenhill	RHP	So./1L	6-4	216	Russellville, Ala. (Russellville)
36	Kyle Gray	LHP	R-Jr./JC	5-10	205	Austin, Texas (Blinn)
12	Ryan Hoerter	RHP	So./1L	6-6	191	Kenosha, Wisc. (Indian Trail)
8	Bailey Horn	LHP	R-So./JC	6-2	212	West, Texas (McLennan)
22	Ford Luttrell	RHP	R-Fr./RS	6-0	181	Madison, Ala. (Bob Jones)
33	Will Morrison	RHP	Fr./HS	6-2	180	Cullman, Ala. (Cullman)
44	Jack Owen	LHP	So./1L	6-2	174	Aliso Viejo, Calif. (J Serra)
31	Blake Schilleci	LHP	Sr./1L	5-10	198	Birmingham, Ala. (Wallace-Hanceville)
29	Carson Skipper	LHP	Fr./HS	6-3	195	Trussville, Ala. (Hewitt-Trussville)
25	Dawson Sweatt	LHP	Fr./HS	6-2	190	Fayetteville, Ga. (Starr's Mill)
40	Garrett Wade	LHP	Fr./HS	6-2	205	Hartselle, Ala. (Hartselle)
37	Ryan Watson	RHP	Jr./2L	6-5	215	Auburn, Ala. (Auburn)

CATCHERS

No.	Name	Pos.	Cl./Exp.	Ht.	Wt.	Hometown (Previous School)
11	Chase Hall	C	R-Jr./RS	6-2	215	Woodinville, Wisc. (Southern Union)
6	Matt Scheffler	C	Jr./JC	6-2	190	Kirkland, Wash. (Pierce)

INFIELDERS

No.	Name	Pos.	Cl./Exp.	Ht.	Wt.	Hometown (Previous School)
9	Ryan Bliss	IF	Fr./HS	5-9	165	LaGrange, Ga. (Traup)
24	Conor Davis	IF	Jr./2L	6-3	227	Roswell, Ga. (Blessed Trinity Catholic)
21	Jackson Henderson	IF/OF	Jr./JC	6-0	175	Selma, Ala. (Lurleen B. Wallace)
17	Will Holland	IF	Jr./2L	5-11	185	Lawrenceville, Ga. (Collins Hill)
7	Ed Johnson	IF	Fr./HS	6-1	175	Trussville, Ala. (Hewitt-Trussville)
10	Edouard Julien	IF	So./1L	6-1	183	Quebec City, Quebec (Cardinal-Roy)
2	Everett Lau	IF/OF	Jr./JC	5-10	185	Oahu, Hawaii (College of San Mateo)
19	Brody Moore	IF	Fr./HS	6-0	185	Oneonta, Ala. (Oneonta)
38	Brett Olson	IF	R-Sr./1L	6-2	225	Newport Beach, Calif. (Central Alabama)
4	Rankin Woley	IF	Jr./JC	6-0	210	Atlanta, Ga. (Chattahoochee Valley)

OUTFIELDERS

No.	Name	Pos.	Cl./Exp.	Ht.	Wt.	Hometown (Previous School)
26	Troy Bearden	OF/C	Fr./HS	6-2	220	Trussville, Ala. (Next Level Baseball Academy)
5	Jarrett Eaton	OF	Fr./HS	5-9	162	Mobile, Ala. (St. Paul's Episcopal)
16	Kason Howell	OF	Fr./HS	6-0	185	Argyle, Texas (Liberty Christian)
1	Judd Ward	OF	So./1L	6-1	195	Russellville, Ala. (Russellville)
3	Devin Warner	OF/IF	Fr./HS	6-3	205	Cartersville, Ga. (Cartersville)
41	Steven Williams	OF/C	So./1L	6-3	216	Albany, Ga. (Deerfield-Windsor)

COACHES & STAFF

No.	Name	Title	Experience
30	Butch Thompson	Head Coach	Fourth Year
35	Karl Nonemaker	Assistant Coach & Recruiting Coordinator	Second Year
39	Gabe Gross	Assistant Coach	Second Year
34	Steve Smith	Volunteer Assistant Coach	Second Year
	Greg Drye	Director of Operations	Fourth Year
	Randall Dickey	Athletic Administrator	Fifth Year
	Chris Joyner	Strength & Conditioning Coach	First Year
	Anthony Sandersen	Athletic Trainer	Second Year
	Blake Beck	Player Development & Data Analyst	Third Year

PRONUNCIATION GUIDE

Ryan HOERTERHOR-ter
EDOUARD JULIENED-whah joo-lee-EN
Everett LAURhymes with 'now'
Ford LUTTRELLLUH-trull
Blake SCHILLECIsha-LAY-see
Rankin WOLEYWOE-lee

NUMERICAL

No.	Name	Pos.
1	Judd Ward	OF
2	Everett Lau	IF/OF
3	Devin Warner	OF
4	Rankin Woley	OF
5	Jarrett Eaton	IF
6	Matt Scheffler	C
7	Ed Johnson	IF
8	Bailey Horn	LHP
9	Ryan Bliss	IF
10	Edouard Julien	IF
11	Chase Hall	C
12	Ryan Hoerter	RHP
13	Davis Daniel	RHP
14	Elliott Anderson	LHP
16	Kason Howell	OF
17	Will Holland	IF
18	Brooks Fuller	LHP
19	Brody Moore	IF
20	Cody Greenhill	RHP
21	Jackson Henderson	IF/OF
22	Ford Luttrell	RHP
23	Peyton Glavine	LHP
24	Conor Davis	IF
25	Dawson Sweatt	LHP
26	Troy Bearden	OF/C
29	Carson Skipper	LHP
31	Blake Schilleci	LHP
32	Tanner Burns	RHP
33	Will Morrison	RHP
36	Kyle Gray	LHP
37	Ryan Watson	RHP
38	Brett Olson	IF
40	Garrett Wade	LHP
41	Steven Williams	OF/C
43	Richard Fitts	RHP
44	Jack Owen	LHP

BREAKDOWN BY CLASS

Seniors (2)

Brett Olson, Blake Schilleci

Juniors (11)

Elliott Anderson, Davis Daniel, Conor Davis, Kyle Gray, Chase Hall, Jackson Henderson, Will Holland, Everett Lau, Matt Scheffler, Ryan Watson, Rankin Woley

Sophomores (9)

Tanner Burns, Peyton Glavine, Cody Greenhill, Ryan Hoerter, Bailey Horn, Edouard Julien, Jack Owen, Judd Ward, Steven Williams

Freshmen (14)

Troy Bearden, Ryan Bliss, Jarrett Eaton, Richard Fitts, Brooks Fuller, Kason Howell, Ed Johnson, Ford Luttrell, Brody Moore, Will Morrison, Dawson Sweatt, Carson Skipper, Garrett Wade, Devin Warner



2019 AUBURN BASEBALL SCHEDULE

DATE	DAY	OPPONENT (TV)	LOCATION	TIME
FEB. 15	FRIDAY	GEORGIA SOUTHERN (SEC NETWORK+)	AUBURN	6 PM
FEB. 16	SATURDAY	GEORGIA SOUTHERN (SEC NETWORK+)	AUBURN	2 PM
FEB. 17	SUNDAY	GEORGIA SOUTHERN	AUBURN	1 PM
FEB. 19	TUESDAY	ALAAMA A&M (SEC NETWORK+)	AUBURN	4 PM
FEB. 20	WEDNESDAY	ALABAMA A&M	AUBURN	4 PM
Feb. 22	Friday	at UCF (UCFKnights.TV)	Orlando, Fla.	5 pm
Feb. 23	Saturday	at UCF (UCFKnights.TV)	Orlando, Fla.	5 pm
Feb. 24	Sunday	at UCF (UCFKnights.TV)	Orlando, Fla.	12 pm
MAR. 1	FRIDAY	CINCINNATI (SEC NETWORK+)	AUBURN	6 PM
MAR. 2	SATURDAY	CINCINNATI (SEC NETWORK+)	AUBURN	5 PM
MAR. 3	SUNDAY	CINCINNATI (SEC NETWORK+)	AUBURN	1 PM
MAR. 5	TUESDAY	UT MARTIN (SEC NETWORK+)	AUBURN	4 PM
MAR. 6	WEDNESDAY	UT MARTIN (SEC NETWORK+)	AUBURN	4 PM
MAR. 8	FRIDAY	UTSA (SEC NETWORK+)	AUBURN	6 PM
MAR. 9	SATURDAY	UTSA	AUBURN	2 PM
MAR. 10	SUNDAY	UTSA (SEC NETWORK+)	AUBURN	1 PM
Mar. 12	Tuesday	at South Alabama (JagNationTV)	Mobile, Ala.	6:30 pm
MAR. 15	FRIDAY	TENNESSEE* (SEC NETWORK+)	AUBURN	6 PM
MAR. 16	SATURDAY	TENNESSEE* (SEC NETWORK)	AUBURN	6 PM
MAR. 17	SUNDAY	TENNESSEE* (SEC NETWORK+)	AUBURN	1 PM
Mar. 19	Tuesday	at UAB^ (C-USA.TV)	Birmingham, Ala.	6:30 pm
Mar. 22	Friday	at Mississippi State* (SEC Network+)	Starkville, Miss.	6:30 pm
Mar. 23	Saturday	at Mississippi State* (SEC Network+)	Starkville, Miss.	2 pm
Mar. 24	Sunday	at Mississippi State* (SEC Network+)	Starkville, Miss.	1 pm
Mar. 26	Tuesday	vs. Alabama% (SEC Network)	Montgomery, Ala.	6 pm
Mar. 29	Friday	at South Carolina* (SEC Network+)	Columbia, S.C.	6 pm
Mar. 30	Saturday	at South Carolina* (SEC Network)	Columbia, S.C.	12 pm
Mar. 31	Sunday	at South Carolina* (SEC Network)	Columbia, S.C.	11 am
APR. 2	TUESDAY	GEORGIA TECH (SEC NETWORK+)	AUBURN	6 PM
APR. 4	THURSDAY	ARKANSAS* (ESPNU)	AUBURN	6:30 PM
APR. 5	FRIDAY	ARKANSAS* (SEC NETWORK+)	AUBURN	6 PM
APR. 6	SATURDAY	ARKANSAS* (SEC NETWORK+)	AUBURN	2 PM
APR. 9	TUESDAY	JACKSONVILLE STATE (SEC NETWORK+)	AUBURN	6 PM
Apr. 12	Friday	at Texas A&M* (SEC Network+)	College Station, Texas	6:30 pm
Apr. 13	Saturday	at Texas A&M* (SEC Network+)	College Station, Texas	2 pm
Apr. 14	Sunday	at Texas A&M* (SEC Network+)	College Station, Texas	1 pm
Apr. 16	Tuesday	at Georgia Tech (ACC Network Extra)	Atlanta, Ga.	5 pm
APR. 18	THURSDAY	OLE MISS* (SEC NETWORK+)	AUBURN	6 PM
APR. 19	FRIDAY	OLE MISS* (SEC NETWORK+)	AUBURN	6 PM
APR. 20	SATURDAY	OLE MISS* (SEC NETWORK+)	AUBURN	1 PM
Apr. 23	Tuesday	at Jacksonville State (ESPN+)	Jacksonville, Ala.	6 pm
Apr. 25	Thursday	at Vanderbilt* (ESPNU)	Nashville, Tenn.	6:30 pm
Apr. 26	Friday	at Vanderbilt* (SEC Network)	Nashville, Tenn.	7 pm
Apr. 27	Saturday	at Vanderbilt* (SEC Network+)	Nashville, Tenn.	12 pm
MAY 3	FRIDAY	ALABAMA* (SEC NETWORK+)	AUBURN	6 PM
MAY 4	SATURDAY	ALABAMA* (SEC NETWORK)	AUBURN	7 PM
MAY 5	SUNDAY	ALABAMA* (SEC NETWORK)	AUBURN	3 PM
MAY 7	TUESDAY	UAB (SEC NETWORK+)	AUBURN	6 PM
MAY 10	FRIDAY	GEORGIA* (SEC NETWORK+)	AUBURN	6 PM
MAY 11	SATURDAY	GEORGIA* (SEC NETWORK+)	AUBURN	2 PM
MAY 12	SUNDAY	GEORGIA* (SEC NETWORK+)	AUBURN	1 PM
MAY 14	TUESDAY	NORTH ALABAMA	AUBURN	6 PM
May 16	Thursday	at LSU* (SEC Network+)	Baton Rouge, La.	6:30 pm
May 17	Friday	at LSU* (SEC Network+)	Baton Rouge, La.	7 pm
May 18	Saturday	at LSU* (SEC Network+)	Baton Rouge, La.	2 pm
POSTSEASON				
May 21-26		SEC Tournament (SEC Network)	Hoover, Ala.	TBA
May 31-June 3		NCAA Regionals (TBA)	TBA	TBA
June 7-10		NCAA Super Regionals (TBA)	TBA	TBA
June 15-26		College World Series (ESPN)	Omaha, Neb.	TBA

LEGEND

* SEC game

% Capital City Classic (Montgomery, Ala./Riverwalk Stadium)

^ Game played at Regions Field (Birmingham, Ala.)

All times central and subject to change | Home games in **BOLD**



TV/RADIO SPOTTING CHART



#1 Judd Ward
So. • OF • L-R
6-1 • 195
Russellville, Ala.



#2 Everett Lau
Jr. • IF/OF • L-R
5-10 • 185
Oahu, Hawaii



#3 Devin Warner
Jr. • OF/IF • S-R
6-3 • 205
Cartersville, Ga.



#4 Rankin Woley
Jr. • IF • R-R
6-0 • 210
Atlanta, Ga.



#5 Jarrett Eaton
Fr. • OF • L-R
5-9 • 162
Mobile, Ala.



#6 Matt Scheffler
Jr. • C • R-R
6-2 • 190
Kirkland, Wash.



#7 Ed Johnson
Fr. • IF • R-R
6-1 • 175
Trussville, Ala.



#8 Bailey Horn
R-So. • LHP • L-L
6-2 • 212
West, Texas



#9 Ryan Bliss
Fr. • IF • R-R
5-9 • 165
LaGrange, Ga.




#10 Edouard Julien
So. • IF • L-R
6-1 • 183
Quebec City, Quebec



#11 Chase Hall
R-Jr. • C • R-R
6-2 • 215
Roanoke, Ala.



#12 Ryan Hoerter
So. • RHP • R-R
6-6 • 191
Kenosha, Wisc.



#13 Davis Daniel
Jr. • RHP • R-R
6-1 • 190
Montgomery, Ala.




#14 Elliot Anderson
Jr. • LHP • L-L
6-3 • 212
Cartersville, Ga.



#16 Kason Howell
Fr. • OF • R-R
6-0 • 185
Argyle, Texas



#17 Will Holland
Jr. • IF • R-R
5-11 • 185
Lawrenceville, Ga.



#18 Brooks Fuller
Fr. • LHP • L-L
6-2 • 215
Auburn, Ala.



#19 Brody Moore
Fr. • IF • R-R
6-0 • 185
Oneonta, Ala.



#20 Cody Greenhill
So. • RHP • R-R
6-4 • 216
Russellville, Ala.



#21 Jackson Henderson
Jr. • IF/OF • R-R
6-0 • 175
Selma, Ala.



TV/RADIO SPOTTING CHART



#22 Ford Luttrell
R-Fr. • RHP • L-R
6-0 • 181
Madison, Ala.



#23 Peyton Glavine
So. • LHP • R-L
5-11 • 176
Alpharetta, Ga.



#24 Conor Davis
Jr. • IF • R-R
6-3 • 227
Roswell, Ga.




#25 Dawson Sweatt
Fr. • LHP • R-L
6-2 • 190
Fayetteville, Ga.



#26 Troy Bearden
Fr. • OF/C • R-R
6-2 • 220
Trussville, Ala.



#29 Carson Skipper
Fr. • LHP • L-L
6-3 • 195
Trussville, Ala.




#31 Blake Schilleci
Sr. • LHP • L-L
5-10 • 198
Birmingham, Ala.



#32 Tanner Burns
So. • RHP • R-R
6-0 • 205
Decatur, Ala.



#33 Will Morrison
Fr. • RHP • R-R
6-2 • 180
Cullman, Ala.




#36 Kyle Gray
R-Jr. • LHP • L-L
5-10 • 205
Austin, Texas



#37 Ryan Watson
Jr. • RHP • R-R
6-5 • 215
Auburn, Ala.




#38 Brett Olson
R-Sr. • IF • L-L
6-2 • 225
Newport Beach, Calif.



#40 Garrett Wade
Fr. • LHP • L-L
6-2 • 205
Hartselle, Ala.



#41 Steven Williams
So. • OF/C • L-R
6-3 • 216
Albany, Ga.



#43 Richard Fitts
Fr. • RHP • R-R
6-3 • 185
Helena, Ala.



#44 Jack Owen
So. • LHP • L-L
6-2 • 174
Aliso Viejo, Calif.



#30 Butch Thompson
Head Coach
Fourth Year at Auburn
Fifth Year Overall



#35 Karl Nonemaker
Assistant Coach
Second Year at Auburn



#39 Gabe Gross
Assistant Coach
Second Year at Auburn



#34 Steve Smith
Volunteer Assistant Coach
Second Year at Auburn





PLAINSMAN PARK - HOME OF THE TIGERS

Auburn's baseball home for the past 69 seasons, Samford Stadium-Hitchcock Field at Plainsman Park seats 4,096, including 3,227 chairback seats. The design combines the look of old-time ballparks with academic buildings on the Auburn campus to create a facade of brick and painted steel.

A 1998 facelift transformed Auburn's baseball field into a renaissance of Camden Yard proportions. The park offers the brick backstop of Wrigley Field, the dark green chairback seats of Camden Yards and the Green Monster of Fenway Park, each timeless elements borrowed and melded together to create a timeless atmosphere for college baseball.

In 2016, Samford Stadium-Hitchcock Field at Plainsman Park was named one of the top venues in the country for college baseball by D1Baseball.com. Baseball America voted the facility the best in college baseball prior to the 2003 season.

The intimacy of the park extends to the position of the spectators. The front row box seats are located close to the infield action, just four feet off the ground and only 40 feet from the first and third base bags. The backstop is just 60 feet from home plate.

Down the left field line perched above the box seats, a terraced area allows for another 750 fans to enjoy Auburn baseball.

Besides the playing field and grand stands, the structure also houses the Tigers' clubhouse, which features a locker room, training and equipment areas, an indoor hitting tunnel, a team lounge area, coaches' offices and umpire dressing room.

The commitment to excellence of Auburn's baseball program is evident by the continuing efforts to keep Plainsman Park on the forefront of college baseball. Those efforts have included three additions and numerous upgrades to the facility since its initial renovations in 1996.

The most recent upgrades were completed prior to the 2018 season when artificial turf was laid in foul territory and around the outfield warning track to allow for a designated practice area in all types of weather as well as easier means of upkeep for the grounds crew. Additionally, the program continued with the goal of improving fan experience when one of the largest video boards in the country measuring 24'0" x 62'4" and a new state-of-the-art sound system were installed along with a MUSCO LED lighting system before the 2017 season. Three thousand eight hundred chair back seats throughout the ballpark were also replaced.

Auburn baseball also partnered with TrackMan to implement a data analytic system that brings the Tigers to the forefront nationally in next-level player development. TrackMan incorporates video and uses 3D Doppler radar to measure extension, spin rate, speed, exit velocity and more. TrackMan allows the coaching staff to dive deeper and help Auburn players take the next step to develop and strengthen their identities on the field.

Key renovations and additions came in both 2013 and 2014. First, former Auburn All-American Tim Hudson and his wife Kim donated \$1 million for upgrades to the Auburn clubhouse, locker room, equipment room and athletic training room inside Plainsman Park that were completed in late 2013. Additionally as part of the renovation, new coach's offices, meeting rooms and an alumni room were added.

In 2014 both the home and away dugouts were extended 10 feet and new benches were added complete with permanent camera wells. The dugouts also received new floor matting and LINE-X coating prior to the 2019 season.

Beginning in 2010, the outfield wall was padded and represents a Wall of Fame for Auburn baseball, recognizing former greats of the program. The first class of inductees included Bo Jackson, Gregg Olson, Frank Thomas and Tim Hudson on February 27, 2010.

The Plainsman Park Strength and Rehabilitation Center was completed in January of 2004. It houses an x-ray lab, rehabilitation center, physical therapy area, offices for Auburn Sports Medicine Clinic and Andrews Sports Medicine and Orthopedic Center — a research institute directed by Dr. James Andrews, which serves nationally acclaimed professional athletes as well as Auburn's student-athletes.

Rehabilitation services are also available to the public. Physical therapist Dave Walsh also operates on the second floor and is dedicated to addressing the needs of Auburn's student-athletes.

In the summer of 2001, construction began on a \$2.3 million renovation to Plainsman Park that included the addition of 630 chairback box seats down the right and left field foul lines. The bullpens, which once existed where the seats down the foul line are now, were relocated during the renovation. Auburn's bullpen is located behind the Green Monster in left field, while the visiting bullpen rests beyond the right-center field fence, next to the K Corner.

Although the grandstand was constructed prior to the 1996 season, one part of the project was already in place for the 1995 season. Auburn installed a dark green asymmetrically designed outfield wall, which provided a distinct change in the playing dynamics of Plainsman Park.

The most unique feature of that fence is still in place with the 30-foot "Green Monster" in left field, which provides an aesthetically pleasing view to spectators in the grandstand. Rather than the left field foul pole being 345 feet from home plate, as in the past, the wall is just 315 feet from the batter.

Beginning at the left field power alley and continuing around to the right field foul pole, the top of the wall drops down from 30 to eight feet.

Auburn baseball moved its home to the present location in time for the 1950 season. Prior to that, all home games were played on what is now a campus green behind the east side of Jordan-Hare Stadium.

Plainsman Park was host to the 1978 NCAA South Regional and NCAA Regionals in 1999, 2003 and 2010. It has also witnessed the budding baseball careers of Bo Jackson, Tim Hudson, Gregg Olson, Scott Sullivan, Frank Thomas, Gabe Gross and Josh Donaldson. In 1994, John Powell struck out LSU's Warren Morris at Plainsman Park to set the NCAA career strikeout record. Powell also set the SEC all-time strikeout mark at Plainsman Park, against Arkansas in 1993.

Plainsman Park also has had the privilege of hosting President George W. Bush. Approximately 14,000 people gathered on October 24, 2002, to listen to Bush speak. Bush's visit marked the first time since Franklin D. Roosevelt in 1939 that a United States President visited Auburn while in office.

The field is named in honor of Billy and Jimmy Hitchcock, brothers who became two of Auburn's most noteworthy athletic performers during the 1930s. In 1997, Plainsman Park was renamed Hitchcock Field at Plainsman Park.

The university renamed the facility Samford Stadium-Hitchcock Field at Plainsman Park in May of 2003, naming the stadium after longtime Auburn Board of Trustee Member W. James "Jimmy" Samford, Jr.

Jimmy Samford, who passed away in December of 2003, worked tirelessly in spearheading the efforts for the renovations of Plainsman Park in the late 1990s. It was his work that has made Samford Stadium-Hitchcock Field at Plainsman Park one of the top collegiate baseball facilities in the country. Samford graduated from Auburn in political science in 1972 and was appointed to the board in 1987.

The late Jimmy Hitchcock was Auburn's first All-American in both baseball and football and was known as the "Phantom of Union Springs" for his overall athletic ability. Following a career in Major League Baseball, Jimmy Hitchcock coached the Auburn baseball team in the 1940s before being elected to the Public Service Commission of Auburn on three different occasions.

Billy Hitchcock led Auburn to its first SEC baseball title in 1937 and to its first football bowl game later that fall. Following a nine-year Major League playing career with five teams, "Mr. Billy" earned the title of "The Dignified War Eagle" as manager of the Detroit Tigers, Baltimore Orioles and Atlanta Braves and as commissioner of the Southern League. Hitchcock passed away at the age of 89 in April 2006.



PLAINSMAN PARK FACTS & RECORDS



PLAINSMAN PARK FACTS

GENERAL INFORMATION

First Year	1950
Years	Entering 70th
Surface	Natural Grass/Artificial Turf
All-Time Record	1,209-541 (.691)
Most Wins, Season	30 (1997 & 2010)
Capacity	4,096

SEATING BREAKDOWN

Chairback Seats	3,227
Terrace Seats	750
Wheelchair Spaces	60
Press Box Seats	59

DIMENSIONS

Left Field	315 ft.
Left-Center	335/385 ft.
Center Field	385 ft.
Right-Center	360 ft.
Right Field	331 ft.

FENCE HEIGHT

Left Field	30 feet
LC to RF Foul Pole	8 feet

FIRST NIGHT GAME

March 27, 1977 vs. LSU, 2-0, 10-2

EVENTS HOSTED

- 1978 NCAA South Regional
- 1999 NCAA Regional
- 2002 President George W. Bush Visit
- 2003 NCAA Regional
- 2010 NCAA Regional

RENOVATIONS/ADDITIONS

- 1995 New outfield wall
- 1996 Renovation of Plainsman Park
- 1998 Existing Scoreboard
- 2002 Addition of 620 chair-back seats down right and left field lines
- 2003 Drainage system and new playing surface
- 2004 Strength and Rehabilitation Center
- 2008 Renovation of team meeting room
- 2009 Original video board installed
- 2010 Wall of Fame added
- 2013 Clubhouse renovated
- Alumni Room
- New coaches' offices in Strength/Rehab Center
- Open fence for home bullpen
- Flagpoles on plaza honoring CWS teams
- Expanded dugouts
- 2014 New video board, sound system, LED lights and chairback seating
- 2017 Complete resurfacing, including artificial turf installation
- 2018 New floor matting and LINE-X coating in dugouts

ATTENDANCE RECORDS

SINGLE GAME

Att.	Date	Opponent	Result
4,715	4/6/2002	LSU	W, 11-3
4,673	4/5/2003	Alabama	L, 2-3
4,503	4/4/2003	Alabama	W, 10-2
4,491	4/5/2002	LSU	L, 4-9
4,471	4/12/1997	Alabama	W, 13-8
4,428	4/6/2003	Alabama	W, 7-6
4,415	5/29/1999	NC State	W, 9-7
4,409	3/11/2003	Georgia Tech	L, 2-4
4,360	2/22/2014	California	L, 0-5
4,220	3/29/2008	Tennessee	L, 4-8

THREE GAME SERIES

Att.	Opponent	Dates
13,606	Alabama	April 4-6, 2003
13,320	LSU	April 5-7, 2002
11,914	South Carolina	Mar. 31-Apr. 2, 2017
11,723	Alabama	May 6-7, 2017
11,514	Auburn Tournament	Feb. 18-20, 2011

SINGLE SEASON

Att.	Year	Dates	Avg.
111,627	2004	33	3,382
109,778	1999	38	2,888
107,500	2014	34	3,161
105,720	2005	35	3,020
104,958	2017	36	2,915

PLAINSMAN PARK YEAR-BY-YEAR RECORDS

1950.....	4-7	1985.....	19-6
1951.....	7-4	1986.....	23-7
1952.....	5-5	1987.....	26-7
1953.....	1-5	1988.....	27-8
1954.....	9-2	1989.....	29-7
1955.....	6-5	1990.....	27-11
1956.....	5-6	1991.....	25-11
1957.....	9-4	1992.....	22-12
1958.....	9-6	1993.....	27-7
1959.....	2-1	1994.....	25-8
1960.....	7-3	1995.....	28-5
1961.....	6-3	1996.....	22-11
1962.....	9-1	1997.....	30-6
1963.....	6-0	1998.....	26-8
1964.....	4-1	1999.....	27-5
1965.....	7-0	2000.....	27-8
1966.....	10-3	2001.....	25-4
1967.....	13-4	2002.....	26-7
1968.....	14-3	2003.....	25-12
1969.....	15-7	2004.....	21-12
1970.....	10-6	2005.....	21-14
1971.....	11-6	2006.....	17-17
1972.....	11-12	2007.....	22-13
1973.....	12-7	2008.....	20-15
1974.....	20-4	2009.....	22-13
1975.....	16-11	2010.....	30-9
1976.....	20-8	2011.....	19-14
1977.....	18-7	2012.....	22-13
1978.....	19-8	2013.....	22-12
1979.....	19-4	2014.....	19-16
1980.....	20-8	2015.....	25-11
1981.....	17-12	2016.....	19-16
1982.....	22-8	2017.....	23-13
1983.....	10-16	2018.....	29-6
1984.....	19-10	(69 seasons)	





HEAD COACH BUTCH THOMPSON



BUTCH THOMPSON

30

Butch Thompson was named Auburn's head baseball coach on October 22, 2015 and enters his fourth season with the Tigers in 2019.

Thompson, who spent three seasons as an assistant coach and recruiting coordinator at Auburn from 2006-08, returned to The Plains after seven seasons at Mississippi State as both associate head coach and pitching coach.

A native of Amory, Miss., Thompson has coached 26 Division I All-Americans and 38 all-conference performers. He has seen 14 of his former pitchers make their Major League Baseball debuts, including eight since 2014. Thompson has also turned 29 pitchers who went undrafted out of high school into MLB draft picks.

Thompson had three pitchers drafted in the first 11 rounds in 2014 and five pitchers drafted, including three in the top 10 rounds, in 2013. He added a first-round selection in the 2016 draft, a third-round pick in Keegan Thompson in 2017 and the first No. 1 overall pick in program history in Casey Mize in 2018.

Along with his pitching pedigree, Thompson is also considered one of the top recruiters in the country. Since 2003, he has secured 12 recruiting classes that were ranked in the top 10 by either Baseball America or Perfect Game, including the No. 5 signing class in 2017 and a program record No. 4 class in 2018. His classes signed from 2006-08 at Auburn each ranked in the top 18 nationally, including the No. 5 class in 2008, which included All-American and SEC Player of the Year Hunter Morris.

In 26 years of coaching at the collegiate level, including 17 in the Southeastern Conference, Thompson has coached seven College World Series participants, including one national champion and a national runner-up, won nine conference championships and made 16 postseason appearances. He has also served as an assistant under three National Coach of the Year recipients.

Thompson was named the 2006 Fellowship of Christian Athletes SEC Coach of the Year while at Auburn and the 2014 Baseball America and American Baseball Coaches Association (ABCA) National Assistant Coach of the Year while at Mississippi State.

Thompson has already made his mark in his first three seasons on The Plains as he became the fourth head coach in program history to notch his 100th win in his third season at the helm. Thompson has guided the Tigers to a 103-82 overall record and has taken the team to back-to-back NCAA regionals for the first time in 15 years. After tying the 2010 team for the most wins (43) in a season since 1999 and advancing to its first super regional since that same season, Auburn's 2018 team finished the year ranked No. 9 by USA TODAY, marking the program's highest ranking to end a season since 1998. Following the record-setting season, Thompson's contract was extended through 2024.

The success of the 2018 season also saw a record number of Tigers earn All-SEC and Freshman All-American honors. The All-SEC honorees included Mize (First Team), Will Holland (Second Team), Tanner Burns (Freshman Team), Cody Greenhill (Freshman Team), Edouard Julien (Freshman Team), Steven Williams (Freshman Team) and Luke Jarvis (Defensive Team). Burns, Greenhill, Julien and Williams were also tabbed Freshman All-Americans by multiple publications and led the country in the category.

PERSONAL

Hometown Aberdeen, Mississippi
 Wife Robin
 Children daughters: Anna, Olivia and Madelyn Gail

EDUCATION

College Birmingham-Southern College (1992)
 UAB (Master's, 1996)

PLAYING EXPERIENCE

1989-90 Itawamba CC
 1991-92 Birmingham-Southern College

COACHING EXPERIENCE

1993 Huntingdon College
 Assistant Coach
 1994-96 Birmingham-Southern College
 Assistant Coach
 1997 Jefferson State (Ala.) CC
 Head Coach
 1998-2001 Birmingham-Southern College
 Assistant Coach
 2002-05 Georgia
 Assistant Coach
 2006-08 Auburn
 Assistant Coach
 2009-15 Mississippi State
 Assistant Coach (2009-12)
 Associate Head Coach (2012-15)
 2015-pres Auburn
 Head Coach

HIGHLIGHTS

- Seven CWS appearances/16 postseason appearances
- 2014 Baseball America/ABCA National Asst. Coach of the Year
- 2013 National Runner-up (Mississippi State)
- 2006 FCA Coach of the Year
- 2001 National Champion (Birmingham-Southern)
- Coached 14 pitchers who went on to pitch in MLB
- Recruited/Coached 29 pitchers who were drafted out of college after going undrafted out of high school



HEAD COACH BUTCH THOMPSON

In seven seasons at MSU, Thompson made four NCAA regional trips, two Super Regionals, won the SEC Tournament and advanced to the College World Series finishing as NCAA runner-up in 2013. In three of his last four seasons in Starkville, the Bulldogs' staff ERA finished no higher than 3.06. Thompson's 2013 pitching staff was one of two nationally to finish in the top 15 in ERA, strikeouts per nine innings and hits allowed per nine innings.

In addition to his experience at Auburn and Mississippi State, Thompson also spent four seasons at Georgia from 2002-05, including a trip to the College World Series in 2004. While there, he guided the development of future Major Leaguers Josh Fields, Mitchell Boggs and Brooks Brown.

Thompson launched his coaching career as pitching coach and top assistant at Huntingdon College (Ala.) in 1993, before returning to his alma mater in Birmingham, where he helped lead the Panthers to back-to-back Southern States Conference Championships and in 1995 coached BSC to its first NAIA World Series berth.

Thompson left BSC briefly to serve as head coach at Jefferson State Community College in Birmingham in 1997. While at JSCC, he was honored as the Regional Tournament Coach of the Year, the ABCA Alabama Junior College Coach of the Year and the Southeast Region Coach of the Year after guiding JSCC to a 39-21 mark, the NJCAA Region 22 State Championship and a third-place finish in the NJCAA Division II World Series.

He returned to Birmingham-Southern as top assistant the following season, beginning a four-year run during the most successful span in BSC baseball history. The Panthers won 196 games and four TranSouth Conference Championships and made three-consecutive appearances in the NAIA World Series. BSC's 2001 team posted a school-best 55-11 mark and captured the NAIA National Championship.

In 2002, Thompson joined the SEC baseball coaching fraternity as a pitching coach and recruiting coordinator at Georgia and has been a part of the league for the past 17 seasons.

Thompson currently serves as the large-school representative for the Alabama Baseball Coaches Association and is an All-American committee member representing the South region for the ABCA.

Thompson prepped at Amory (Miss.) High School and later starred as a pitcher at Itawamba (Miss.) Community College from 1989-90. On Oct. 25, 2014, Thompson was inducted into the ICC Athletic Hall of Fame.

He earned a Bachelor's Degree in History at BSC in 1992 and completed a Master's Degree in Sports Administration at UAB in 1996. He is married to the former Robin Ashe of Birmingham, Ala., and they are the parents of three daughters — Anna, Olivia and Madelyn Gail.

"Butch is the epitome of an Auburn man. He cares deeply about the young men in his program and the Auburn community at large. The recent successes of Auburn baseball over the past few years indicate that Coach Thompson is one of the best skippers in the country, and we're fortunate to have him. I'm excited to lock arms with Butch as he continues to build a program that galvanizes the Auburn fan base and captures national acclaim."

- Auburn Athletics Director Allen Greene

Coaching Record			
Year	School	Title	Record
2018	Auburn	Head Coach	43-23
2017	Auburn	Head Coach	37-26
2016	Auburn	Head Coach	23-33
2015	Miss. State	Assoc. HC	24-30
2014	Miss. State	Assoc. HC	39-24
2013	Miss. State [^]	Assoc. HC	51-20
2012	Miss. State	Assoc. HC	41-24
2011	Miss. State	Asst. Coach	38-25
2010	Miss. State	Asst. Coach	23-33
2009	Miss. State	Asst. Coach	25-29
2008	Auburn	Asst. Coach	28-28
2007	Auburn	Asst. Coach	31-25
2006	Auburn	Asst. Coach	22-34
2005	Georgia	Asst. Coach	30-25
2004	Georgia [^]	Asst. Coach	45-23
2003	Georgia	Asst. Coach	29-26
2002	Georgia	Asst. Coach	33-29
2001	BSC ^{^*}	Asst. Coach	55-11
2000	BSC [^]	Asst. Coach	46-20
1999	BSC [^]	Asst. Coach	49-18
1998	BSC	Asst. Coach	46-13-1
1997	Jeff. St. CC [^]	Head Coach	39-12
1996	BSC	Asst. Coach	49-12
1995	BSC [^]	Asst. Coach	46-16
1994	BSC	Asst. Coach	45-17
1993	Huntingdon	Asst. Coach	27-27

* National Champions

[^] World Series Appearance





ASSISTANT COACH



KARL NONEMAKER



PERSONAL

Hometown Roxbury, N.J.
 Wife Katie
 Children daughters: Ellie and Ainsley

EDUCATION

College Vanderbilt (2002)

PLAYING EXPERIENCE

1999-02 Vanderbilt
 2002-03 Philadelphia Phillies Organization

COACHING EXPERIENCE

2005-07 Auburn
 Assistant Coach
 2010-11 Monmouth
 Assistant Coach and Recruiting Coordinator
 2012-17 Old Dominion
 Assistant Coach and Recruiting Coordinator
 2018-pres Auburn
 Assistant Coach and Recruiting Coordinator

HIGHLIGHTS

- Helped lead ODU to four 30-win seasons and a NCAA Regional appearance in 2014 - its first in 14 seasons
- Saw 11 of his former players at ODU taken in the MLB Draft
- Mentored the 2017 C-USA Newcomer of the Year in Jared Young and the 2017 C-USA Defensive Player of the Year in Zach Rutherford
- Won the 2011 Northeast Conference regular season title at Monmouth
- Coached NEC Player of the Year and All-American Ryan Terry, who was drafted by the Tampa Bay Rays
- Drafted by the Philadelphia Phillies in the 20th round in 2002
- Ranks second in Vanderbilt history in career hits (283) and tied for second in career batting average (.369)
- Freshman All-American (1999) and First Team All-SEC (2000)



Karl Nonemaker enters his second season on The Plains after being named an assistant coach and recruiting coordinator for the Tigers' baseball program in the fall of 2018.

Nonemaker spent the previous six seasons as an assistant and recruiting coordinator at Old Dominion University. He was on Auburn's staff from 2005-07, helping the program to a NCAA Regional final in 2005.

Nonemaker currently oversees the Tigers' recruiting efforts and was the architect in signing 15 prospective student-athletes in the class of 2019, which has been ranked No. 9 by Baseball America and No. 11 by Perfect Game. On the field, Nonemaker assists Gabe Gross in overseeing the Auburn offense and also works with the Auburn infielders, nearly leading the Tigers' defense to its second straight program record in fielding percentage in 2018.

Nonemaker's career includes playing professionally in the Phillies organization (2002-03) and coaching at three universities; Old Dominion (2012-17), Monmouth (2010-11) and Auburn. He also spent two years (2008-09) working for Louisville Slugger.

A four-year starter at Vanderbilt from 1999-02, Nonemaker was a freshman All-American in 1999 and first-team All-SEC outfielder in 2000. His .415 batting average as a freshman in 1999 is the 15th best single-season average in SEC history (min. 200 AB) and ninth-best mark in the conference in the last 20 years (min. 200 AB). Nonemaker ranks second in career batting average (.369) and hits (283) for the Commodores.

ODU was 162-124 during his six years, winning 30+ games four times and making an appearance in a NCAA Regional in 2014. During his time at ODU, he was responsible for coaching the hitters, base runners, and outfielders.

In 2017, Nonemaker helped the Monarchs to a 37-21 record, including a 19-11 mark in Conference USA, the best conference win total in the program's four years in C-USA. The program cracked the national polls for the first time in 10 years in 2017.

Nonemaker helped tutor three freshman All-Americans and C-USA Newcomer of the Year in infielder Jared Young in 2017. He also helped coach shortstop Zach Rutherford, the C-USA Defensive Player of the Year and 2016 Cape Cod League MVP.

Nonemaker saw 11 of his former players taken in the MLB Draft during his tenure at ODU. Among those drafted were LHP Ryan Yarbrough (4th Rd, 2014), RHP Nick Hartman (9th Rd, 2016) and Rutherford (6th Rd, 2017).

Prior to Old Dominion, Nonemaker served as an assistant coach and recruiting coordinator at Monmouth University for two years. Monmouth won the 2011 NEC regular season title, and Nonemaker tutored NEC Player of the Year and Louisville Slugger/TPX Third Team All-American Ryan Terry, who was drafted by the Tampa Bay Rays.

A native of Roxbury, N.J., Nonemaker was a four-time SEC Academic Honor Roll selection, graduating from Vanderbilt with a degree in Human and Organizational Development in 2002. He and his wife Katie have two daughters, Ellie and Ainsley.

"We got everything we were looking for in Karl Nonemaker. We wanted someone with experience coaching and playing in the SEC, someone who is a great recruiter and someone who is a family man. Karl is all of that."

- Auburn Head Coach Butch Thompson



ASSISTANT COACH



GABE GROSS

39

PERSONAL

Hometown Baltimore, Md.
 Wife Kelly
 Children daughter: Allie; son: Jake

EDUCATION

College Auburn (2012)

PLAYING EXPERIENCE

1999-01 Auburn
 2001-05 Toronto Blue Jays Organization
 2006-08 Milwaukee Brewers Organization
 2008-09 Tampa Bay Rays Organization
 2010 Oakland Athletics Organization

COACHING EXPERIENCE

2012 Auburn
 Student Assistant Coach
 2013 Auburn
 Volunteer Assistant Coach
 2018-pres Auburn
 Assistant Coach

HIGHLIGHTS

- Auburn's 2016 SEC Baseball Legend
- Coached an Auburn offense that finished the 2018 season ranked in the top 20 in runs, home runs, scoring, hits, walks and doubles
- Helped increase the team's home run total from 30 to 73
- 2008 World Series appearance with Tampa Bay Rays
- First-round pick of the Toronto Blue Jays in 2001
- Freshman All-American (1999), First Team All-American (2000) and Academic All-American (2001)
- Led the SEC in hitting in 2000 (.430)



Former Auburn All-American Gabe Gross enters his second season as an assistant coach after re-joining the Tigers' coaching staff prior to the 2018 season.

A three-year starter in the Auburn outfield from 1999-01, Gross was a first-team All-American in 2000 after he led the Southeastern Conference in hitting with a blistering .430 average. A two-time All-SEC performer, Gross was a freshman All-American in 1999 and a second-team Academic All-American in 2001.

In his first season on The Plains as a full-time assistant in 2018, Gross oversaw the Tigers' offense and led the unit to its best season since shattering records in 2010. The team finished the season ranked in the top 10 in single-season history in home runs (73, 5th), walks (309, 5th), runs (467, 8th), RBI (423, 8th) and extra-base hits (201, 10th). Auburn also ranked in the top 20 in the NCAA in a number of offensive categories including runs (10th), home runs (16th), scoring (7.1 rpg, 17th), hits (626, 18th), walks (19th) and doubles (124, 19th).

The Tigers saw a major uptick in power numbers under Gross as the team increased its home run total by 43 from 2017 to 2018. The 73 home runs were the most since leading the country with 131 home runs in 2010 and were nearly twice as many as the team had hit in any season since then — the second most was 39 home runs in 2011.

Named Auburn's 2016 SEC Baseball Legend, Gross remains in the school's top 10 in 12 statistical categories, including batting average, hits, doubles, runs, home runs and RBI, among other career lists.

A first round pick of the Toronto Blue Jays in 2001, Gross enjoyed a seven-year big league career and was a member of the 2008 Tampa Bay Rays team that made a World Series appearance. He totaled 78 doubles, eight triples, 40 home runs and 186 RBI while playing for four different teams.

Following his career in professional baseball, Gross enrolled back in Auburn in August 2011 and served as a student assistant (2012) and volunteer assistant (2013) with the program.

In his previous stint with the Auburn coaching staff, Gross was a major contributor to an Auburn offense that hit .290, collectively, during the 2012-13 seasons. Auburn finished the 2012 season leading the SEC in batting average (.304), on-base percentage (.386), triples (19) and stolen bases (113).

Gross moved on from coaching and started broadcasting with ESPN and CSS during the 2014 season. He then joined the SEC Network as a baseball analyst when it launched and has served in the capacity from 2015-17.

Gross is married to the former Kelly Gesch, also an Auburn graduate. The couple has two children, Allie and Jake.

"It's such an honor to be a part of the Auburn baseball program again. I've know Coach Thompson a long time and share his vision of building not only great baseball players, but also quality young men. I look forward to working with everyone involved in contributing to build the Auburn baseball program."

- Auburn Assistant Coach Gabe Gross





VOLUNTEER ASSISTANT



STEVE SMITH



PERSONAL

Hometown Gulfport, Miss.
 Wife Melinda
 Children sons: Ryan and Case

EDUCATION

College Baylor (1986)
 Texas A&M (Master's, 1989)

PLAYING EXPERIENCE

1979-80 Mississippi College
 1982-83 Baylor
 1983-86 San Francisco Giants Organization

COACHING EXPERIENCE

1988-89 Texas A&M
 Graduate Assistant
 1990-94 Mississippi State
 Assistant Coach
 1995-2015 Baylor
 Head Coach
 2017 Santa Clara
 Assistant Coach
 2018-pres Auburn
 Volunteer Assistant

HIGHLIGHTS

- Winningest coach in the history of Baylor Athletics (744 wins)
- Five-time Big 12 Coach of the Year
- 2012 Midwest Coach of the Year
- Took Baylor to 13 NCAA Regionals, four Super Regionals and the 2005 College World Series
- Mentored 18 All-Americans and 14 Academic All-Americans
- Coached 78 draft picks and 14 MLB players
- President of the American Baseball Coaches Association (2008)
- Inducted into Baylor Athletics Hall of Fame in 2006
- USA Baseball National Team head coach (2005) and pitching coach (1998)



Steve Smith enters his second season as Auburn's volunteer assistant coach and pitching coach after joining the Auburn staff prior to the 2018 season.

Smith comes to The Plains with a pedigree that includes 21 years of collegiate head coaching experience and an additional eight years of experience as an assistant coach.

Smith took over the Auburn pitching staff in his first season on The Plains in 2018. Under his guidance, Casey Mize became the first No. 1 overall draft pick in program history and fifth in the history of the Southeastern Conference. Additionally, Tanner Burns and Cody Greenhill turned in Freshman All-American campaigns and went a combined 13-7 with a 2.73 ERA.

Smith led the Tigers to top 10 single-season numbers in strikeouts (595, 2nd) and saves (17, 7th), and saw the team finish the season in the top 25 in the country in strikeout-to-walk ratio (2.67) and strikeouts per 9.0 innings (9.2).

The winningest coach in the history of Baylor Athletics, Smith won 744 games during his 21-year tenure with the Bears. He turned in 16 seasons of 30 or more wins and six campaigns with 40 or more, including a program record 50 wins in 1999. Additionally, the Bears' five winningest seasons came under Smith's guidance.

Smith also served as the head coach for the USA Baseball National Team in 2005 and was the national team's pitching coach in 1998.

Smith took his Baylor teams to 13 NCAA Regionals, four Super Regionals and culminated the 2005 season with the program's first berth in the College World Series since 1978. He also claimed a trio of Big 12 Conference Championships, including Baylor's first outright championship in more than 75 years during the 2000 season.

A five-time Big 12 Coach of the Year, Smith was named the 2012 Midwest Region Coach of the Year. He served as the President of the American Baseball Coaches Association (ABCA) in 2008 and was inducted into the Baylor Athletics Hall of Fame in 2006.

Player development has been Smith's forte as he has not only coached 18 All-Americans, but also guided Jason Jennings to the 1999 Golden Spikes Award, Dick Howser Award and Rotary Smith Award as the best player in college baseball. Jennings also became the first consensus Division I National Player of the Year, and Kelly Shoppach earned the Johnny Bench Award as the top collegiate catcher in 2001.

Smith has had 78 former players selected in the MLB Draft with nine pitchers hearing their names called in the first round. Additionally, 14 of his former players have achieved their dreams of reaching the big leagues.

Smith's players also have a history of excelling in the classroom as he has mentored 14 Academic All-Americans, 39 Academic All-District honorees and 159 Academic All-Big 12 selections.

After beginning his playing career as a dual-sport athlete - quarterback and pitcher - at Mississippi College from 1979-80, Smith completed his collegiate days as a two-year letterwinner at Baylor from 1982-83 and led the Southwest Conference in ERA (1.72) in 1982. He went on to be selected by the San Francisco Giants in the fifth round of the 1983 MLB Draft and spent the next four seasons in the Giants' organization, making his way up to the AAA level at the end of the 1986 season.

Smith's coaching career began as a graduate assistant at Texas A&M from 1988-89, and he earned his first full-time position as an assistant coach at Mississippi State from 1990-94, where he helped lead the Bulldogs to the 1990 College World Series. He then went on to spend the aforementioned 21 seasons at Baylor from 1995-2015 and most recently served as an assistant coach at Santa Clara University a season ago.

Smith earned a Bachelor of Science in Education at Baylor in 1986 and went on to earn his Master of Business Administration at Texas A&M in 1989.

A native of Gulfport, Miss., Smith and his wife, Melinda, have two sons, Ryan and Case.



SUPPORT STAFF

Support Staff



Blake Beck
Player Dev. &
Data Analyst



Randall Dickey
Sport
Administrator



Greg Drye
Director of
Operations



Alex Gordon
Marketing
Director




Bob Grant
Event Manager



Dr. Kirsten Ingalls
Academic
Counselor




Chris Joyner
Strength &
Conditioning



Blake Logan
Administrative
Assistant



Brian Maddox
Equipment
Manager




George Nunnolley
Communications
Director



Marie Pesacreta
Sports Dietician



Scott Shepherd
Team Chaplain



Morgan Smith
Graphic Design


Athletic Training Staff



Joe-Joe Petrone
Director of
Sports Medicine



Anthony Sandersen
Senior Assistant
Athletic Trainer



Dave Bailot
Athletic Trainer
Intern



Jon Bailey
Head
Groundskeeper



Zach Willard
Groundskeeper

Grounds Crew


Medical Staff



Dr. Michael Goodlett
Team Physician



Dr. James Andrews
Orthopaedic
Surgeon



Dr. Siraj Abdullah
Associate Primary
Care Team
Physician



Dr. Shannon Carroll
Doctor of
Osteopathic
Medicine



Dr. Jos Edison
Associate Primary
Care Team
Physician



Dr. Adrian Ferrera
Director of Sport
Psychology

Medical Staff (cont.)



Dr. Jesse Pace
Associate Team
Orthopaedic
Surgeon



Dr. Jesse Shaw
Doctor of
Osteopathic
Medicine



David Walsh
Manager of Physical
Therapy

Student Managers



Houston Barker
Manager



Bailey Decker
Manager



Peyton Mask
Manager



Austin Sharp
Manager





ADMINISTRATION



Steven Leath

Auburn University President

Steven Leath became Auburn University's 19th president on June 19, 2017. He replaced former president Jay Gogue, who had served in the capacity since 2007.

Prior to arriving at Auburn, Dr. Leath served for more than five years as president of Iowa State University, one of the nation's top research institutions with an international reputation in science and technology.

While he was president, Iowa State achieved its highest student graduation rate, lowered student debt, grew research expenditures, set fundraising records and secured the university's largest private gift for an academic facility. He also led efforts for the 200-acre expansion of ISU's research park, creating new jobs and attracting new companies, industry partnerships and government collaborations.

Trained as a plant scientist, Dr. Leath served at three universities in teaching, research and economic development posts en route to his positions at Iowa State and Auburn.

Dr. Leath was vice president for research and sponsored programs for the 16-campus University of North Carolina System. Under his leadership, external research grants and contracts steadily increased and technology transfer activities were streamlined to make the universities more attractive to private sector partners and more responsive to state needs. He also helped develop the North Carolina Research Campus, a private-public venture that fosters advancements in biotechnology, nutrition and health.

At North Carolina State University, Dr. Leath held several positions of increasing responsibility and prominence. Those positions include director of the North Carolina Agricultural Research Service (ARS), associate dean of the College of Agriculture and Life Sciences, professor and research leader and plant pathologist with the U.S. Department of Agriculture's ARS.

Dr. Leath began in academic career at the University of Illinois, Urbana, as an extension plant pathologist. He has published numerous articles on plant disease resistance, plant breeding and related areas and has presented his scientific work throughout the U.S. and in numerous countries.

Dr. Leath holds a B.S. in plant science from Pennsylvania State University, M.S. in plant science from the University of Delaware and a Ph.D. in plant pathology from the University of Illinois. He and his wife, Janet, have two sons, Eric and Scott, and two dogs.



Allen Greene

Athletics Director

Allen Greene became the 15th Director of Athletics at Auburn University and assumed day-to-day responsibilities beginning in February 2018. Greene previously served as director of athletics at the University at Buffalo since November 2015.

In the first year under Greene's watch, Auburn athletics won a national championship in equestrian and a pair of SEC Championships in basketball and men's golf.

A graduate of Notre Dame with a degree in finance, Greene was a three-year starter in baseball. Greene was selected by the New York Yankees in the 1998 MLB draft and played in its minor league system until March of 2001. Greene later received his master's degree from Indiana University.

Prior to being named director of athletics at the University at Buffalo, Greene served as the senior associate athletic director for administration and deputy director of athletics. Greene also has experience working in the Southeastern Conference, having led several important business development and advancement functions at the University of Mississippi. Prior to joining Ole Miss, Greene spent two years working in athletics advancement for Notre Dame and five years in its compliance office.

Greene's tenure at the University at Buffalo is noted for success on the field and in the classroom, as well as for donor and corporate development efforts that led to an array of facility enhancements.

One of the youngest athletics directors in the NCAA Division I ranks, Greene, 41, is highly regarded by his peers. He is actively engaged in the National Association of Collegiate Directors of Athletics, Minority Opportunities Athletics Association, and LEAD1, an association dedicated to preparing today's students to be tomorrow's leaders.

Leath hired Greene after consultation with the search committee, Parker Search Firm, and numerous leaders in intercollegiate athletics.

The appointment of Greene follows the recent retirement announcement of Jay Jacobs, who served as Auburn's Director of Athletics since January 2005. Under Jacobs' leadership, Auburn consistently ranked in the top 10 percent of the NACDA Directors Cup standings and won 12 national championships and 25 conference championships.





ELLIOTT ANDERSON

14

POSITION
Left-Handed Pitcher

CLASS
Junior

BATS / THROWS
L/L

HEIGHT - WEIGHT
6-3 - 212

EXPERIENCE
2L

HOMETOWN
Cartersville, Ga.

HIGH SCHOOL
Cartersville

2018 – SOPHOMORE YEAR

Ranked tied for second on the team with 24 relief appearances ... posted a perfect 5-0 record with a 3.64 ERA ... struck out 34 batters in 29.2 innings pitched ... held opponents to a .229 average ... pitched 2.0 scoreless innings and struck out a pair in his season debut vs. Longwood (Feb. 18) ... picked up his first win of the season after throwing 2.1 perfect innings vs. Bryant (Feb. 24) ... earned his second straight win at South Alabama (Feb. 27) ... improved to 3-0 after tossing 3.1 innings and striking out three vs. Georgia Tech (Mar. 13) ... struck out four batters in 2.0 scoreless innings at Georgia Tech (Mar. 20) ... didn't allow an earned run in seven straight appearances from Mar. 27-Apr. 26 ... earned his fourth win in 1.2 innings of work vs. Alabama A&M (Apr. 3) ... pitched a career-high 4.0 hitless innings and struck out a career-best seven batters en route to earning the win vs. UAB (Apr. 17) ... recorded the final eight outs in his next appearance vs. Samford and earned a save (Apr. 24) ... struck out a batter in 0.1 innings or work in the SEC Tournament vs. Ole Miss (May 25) ... turned in a scoreless inning and struck out a pair in the NCAA Tournament vs. Army (June 2).

2017 – FRESHMAN YEAR

Made 14 relief appearances and tossed 12.2 innings ... posted a 1-0 record with a 6.39 ERA ... made his collegiate debut in the season opener vs. George Washington (2/17) and tossed a perfect frame with a strikeout ... struck out a season-high two batters vs. Troy (4/25) ... went 1-0 with a 1.93 ERA in four relief appearances during SEC play ... earned the win after tossing 2.1 innings in the second game of a double-header at Mississippi State (4/29) ... pitched 1.1 scoreless innings with a strikeout vs. Ole Miss (5/20) ... allowed just two earned runs in his final 10 appearances and 10.2 innings of the season.

ANDERSON AT A GLANCE

CAREER RECORD

at Plainsman Park.....	4-0
On Road/Neutral.....	2-0
vs. SEC.....	1-0
vs. SEC West.....	1-0
vs. SEC East.....	0-0

CAREER HIGHS

Innings.....	4.0, vs. UAB (4/17/18)
Hits.....	4, at Mississippi State (4/29/17)
Runs.....	4, vs. South Alabama (3/7/17)
Earned Runs.....	4, vs. South Alabama (3/7/17)
Walks.....	2, three times
Strikeouts.....	7, vs. UAB (4/17/18)
Pitches.....	51, vs. Samford (4/24/18)





HIGH SCHOOL

Played at Cartersville High School for coach Stuart Chester ... Named team MVP and most valuable pitcher following senior season ... First Team Class 4A All-State honoree ... Preseason All-State pick ... Posted a 14-8 record with 2.13 ERA and 154 strikeouts in his high school career ... Region 7-AAAA and Daily-Tribune News Player of the Year in 2015 ... Posted a 2.44 ERA with 76 strikeouts in 63 innings pitched as a junior ... 2016 Rawlings-Perfect Game Honorable Mention All-American ... Southeast All-Region pick ... Two-time Underclass Honorable Mention ... No. 338 nationally by Perfect Game ... No. 42 left-handed pitcher in the country ... Ranked No. 39 in Georgia ... No. 6 southpaw in state ... No. 248 true freshman newcomer in the country according to Perfect Game.

PERSONAL

Son of Tim and Teresah Thompson ... Has one sister, Hattie Thompson ... Studying in the College of Business.

ELLIOTT ANDERSON'S CAREER APPEARANCES

2017 - FRESHMAN YEAR

Date	Opp. (Res.)	DEC	QS	IP	H	R	ER	BB	SO	HR	ERA	NP
2/17	GEORGE WASHINGTON (W, 9-0)	-	-	1.0	0	0	0	0	1	0	0.00	9
2/22	FLORIDA A&M (W, 12-8)	-	-	0.0	2	3	3	2	0	0	27.00	14
3/3	LIPSCOMB (W, 8-0)	-	-	0.1	1	0	0	1	1	0	20.25	20
3/7	SOUTH ALABAMA (L, 3-14)	-	-	0.2	3	4	4	2	1	0	31.50	22
3/10	PRESBYTERIAN (L, 8-11)	-	-	0.2	0	0	0	0	0	0	23.62	2
3/15	JACKSONVILLE STATE (W, 10-1)	-	-	2.0	3	0	0	0	1	0	13.50	25
4/25	TROY (L, 2-5)	-	-	1.2	2	0	0	0	2	0	9.95	22
4/29	at #7 Mississippi State (W, 5-3)	W	-	2.1	4	1	1	0	1	0	8.31	36
5/7	ALABAMA (L, 9-11)	-	-	0.2	0	0	0	1	0	0	7.71	11
5/9	at UAB (L, 2-8)	-	-	1.1	2	1	1	1	1	0	7.59	31
5/12	at #10 LSU (L, 3-5)	-	-	0.1	1	0	0	0	0	0	7.36	3
5/20	OLE MISS (L, 4-8)	-	-	1.1	1	0	0	0	1	0	6.57	19
5/24	vs. #4 Florida (L, 4-5)	-	-	0.0	0	0	0	1	0	0	6.57	5
6/5	at #16 Florida State (L, 0-6)	-	-	0.1	1	0	0	0	0	0	6.39	8

2018 - SOPHOMORE YEAR

Date	Opp. (Res.)	DEC	QS	IP	H	R	ER	BB	SO	HR	ERA	NP
2/18	LONGWOOD (W, 3-0)	-	-	2.0	1	0	0	1	2	0	0.00	31
2/21	TROY (W, 6-5)	-	-	0.1	3	3	0	1	0	0	0.00	21
2/24	BRYANT (W, 13-4)	W	-	2.1	0	0	0	0	0	0	0.00	34
2/27	at #15 South Alabama (W, 7-6)	W	-	1.0	1	2	2	1	2	0	3.18	19
3/2	BYU (W, 4-3)	-	-	0.0	1	0	0	0	0	0	3.18	2
3/6	at UAB (W, 11-8)	-	-	1.0	2	2	0	0	1	0	2.70	21
3/13	GEORGIA TECH (W, 12-7)	W	-	3.1	2	3	3	1	3	0	4.50	45
3/17	#6 TEXAS A&M (W, 11-5)	-	-	1.0	2	1	1	1	1	0	4.91	26
3/20	at Georgia Tech (L, 4-6)	-	-	2.0	2	0	0	2	4	0	4.15	45
3/23	at #8 Kentucky (L, 4-5)	-	-	0.0	0	0	0	0	0	0	4.15	1
3/25	at #8 Kentucky (L, 3-13)	-	-	0.0	1	2	2	1	0	0	5.54	13
3/27	vs. Alabama (W, 5-2)	-	-	0.0	0	0	0	1	0	0	5.54	5
4/3	ALABAMA A&M (W, 19-5)	W	-	1.2	0	0	0	0	1	0	4.91	18
4/10	at Samford (L, 3-12)	-	-	1.2	0	1	0	1	1	0	4.41	28
4/14	MISSISSIPPI STATE (L, 2-7)	-	-	1.0	0	0	0	1	1	0	4.15	20
4/17	UAB (W, 12-2)	W	-	4.0	0	0	0	1	7	0	3.37	41
4/24	SAMFORD (W, 7-2)	-	-	3.2	3	0	0	1	4	0	2.88	51
4/26	at #1 Florida (L, 1-3)	-	-	0.2	1	0	0	1	1	0	2.81	16
5/5	#17 VANDERBILT (W, 11-5)	-	-	0.2	2	1	1	1	0	0	3.08	10
5/10	at #5 Ole Miss (L, 4-5)	-	-	0.2	1	0	0	0	0	0	3.00	10
5/11	at #5 Ole Miss (L, 3-8)	-	-	1.0	1	1	1	0	1	0	3.21	15
5/15	at Troy (L, 5-9)	-	-	0.1	2	2	2	0	0	1	3.81	9
5/25	vs. #4 Ole Miss (L, 0-7)	-	-	0.1	0	0	0	0	1	0	3.77	4
6/2	vs. Army (W, 12-1)	-	-	1.0	1	0	0	0	2	0	3.64	18



ALL GAMES

Year	ERA	W	L	App	GS	CG	SHO	CBO	SV	IP	H	R	ER	BB	SO	2B	3B	HR	BF	B/Avg	WP	HBP	BK	SFA	SHA
2017	6.39	1	0	14	0	0	0	2	0	12.2	20	9	9	8	9	4	0	0	54	.370	1	1	0	0	1
2018	3.64	5	0	24	0	0	0	1	1	29.2	25	18	12	15	32	8	0	1	130	.229	4	2	0	3	1
TOTAL	4.46	6	0	38	0	0	0	3	1	42.1	45	27	21	23	41	12	0	1	194	.276	5	3	0	3	2

SEC GAMES ONLY

Year	ERA	W	L	App	GS	CG	SHO	CBO	SV	IP	H	R	ER	BB	SO	2B	3B	HR	BF	B/Avg	WP	HBP	BK	SFA	SHA
2017	1.93	1	0	4	0	0	0	0	0	4.2	6	1	1	1	2	1	0	0	19	.333	0	0	0	0	0
2018	9.00	0	0	8	0	0	0	0	0	5.0	8	5	5	5	4	3	0	0	29	.381	2	1	0	2	0
TOTAL	5.59	1	0	12	0	0	0	0	0	9.2	14	6	6	6	6	4	0	0	48	.359	2	1	0	2	0



TANNER BURNS

32

2018 - FRESHMAN YEAR

Named a Freshman All-American by Baseball America, Collegiate Baseball, D1 Baseball and Perfect Game/Rawlings ... one of four SEC All-Freshman Team honorees for the Tigers ... turned in a 7-4 record with a 3.01 ERA as a member of the weekend pitching rotation since week one ... ranked second on the team in strikeouts (77) and innings pitched (86.2) ... his 77 strikeouts were the most by an Auburn freshman since 2008 ... his 3.01 ERA ranked 12th among freshmen nationally ... made his Auburn debut and earned the win after throwing 5.0 scoreless innings and striking out six vs. Longwood (Feb. 18) ... pitched a season-high 7.0 innings and struck out a season-high eight batters in his second career start vs. Bryant (Feb. 24) ... tossed 6.0 innings and allowed two runs (one earned) on four hits with seven strikeouts at No. 5 Arkansas (Apr. 8) ... picked up his first SEC win in 7.0 shutout innings with seven strikeouts at Alabama (Apr. 21) ... it was the team's first shutout against the Tide in Tuscaloosa since 1980 ... struck out six batters in 4.0 innings in a win at No. 1 Florida (Apr. 27) ... notched his second conference win in 5.0 innings of work vs. No. 17 Vanderbilt (May 5) ... went 3-0 with a 2.16 ERA in his last four starts and pitched 6.0 innings or more in each outing ... held No. 4 Ole Miss to one earned run in 7.0 innings and picked up the win in the SEC Tournament (May 23) ... became the first Auburn freshman to start a NCAA Tournament opener since 1998 and earned the win in 6.0 innings of work vs. Northeastern (June 1) ... held No. 1 Florida to one run on five hits in the team's first super regional game win in program history (June 10) ... went on to compete for the USA Baseball Collegiate National Team over the summer.

HIGH SCHOOL

Five-year letterwinner for Luke Lamm at Decatur High School in Decatur, Ala. ... rated by Perfect Game as the No. 4 player in Alabama and the No. 33 player in the country ... four-time All-State performer ... named the 2015 and 2016 Decatur Daily Player of the Year ... named a 2016 and 2017 All-American by multiple national outlets including Under Armour, Max Preps, Perfect Game and Collegiate Baseball ... member of the 2016 USA Baseball (17U) National Team ... named the 2016 ABCA Player of the Year and Alabama 6A Hitter of the Year ... named the 2017 National High School Player of the Year by Collegiate Baseball ... also took home Alabama Mr. Baseball and Gatorade Player of the Year honors in 2017 ...

POSITION
Right-Handed Pitcher

CLASS
Sophomore

BATS / THROWS
R/R

HEIGHT - WEIGHT
6-0 - 205

EXPERIENCE
1L

HOMETOWN
Decatur, Ala.

HIGH SCHOOL
Decatur

rated the No. 38 overall prospect by Baseball American leading up to the MLB Draft ... was selected by the New York Yankees in the 37th round.

PERSONAL

Son of Mike and Lane Burns ... his dad, Mike, played in the Houston Astros organization ... has one sibling, Link ... Interdisciplinary Studies major.



BURNS AT A GLANCE

CAREER RECORD

at Plainsman Park.....	4-3
On Road/Neutral.....	3-1
vs. SEC.....	4-3
vs. SEC West.....	3-1
vs. SEC East.....	1-2

CAREER HIGHS

Innings.....	7.0, three times
Hits.....	7, vs. Northeastern (6/2/18)
Runs.....	4, four times
Earned Runs.....	4, vs. Vanderbilt (5/5/18)
Walks.....	4, vs. Northeastern (3/10/18)
Strikeouts.....	8, vs. Bryant (2/24/18)
Pitches.....	105, vs. Ole Miss (5/23/18)

TANNER BURNS' CAREER APPEARANCES

*Starter

2018 - FRESHMAN YEAR

Date	Opp (Res.)	DEC	QS	IP	H	R	ER	BB	SO	HR	ERA	NP
2/18	*LONGWOOD (W, 3-0)	W	-	5.0	4	0	0	0	6	0	0.00	64
2/24	*BRYANT (W, 3-1)	-	X	7.0	2	1	2	8	0	0	0.75	96
3/3	*BYU (W, 9-5)	W	-	5.0	4	1	2	4	1	1	1.06	79
3/10	*NORTHEASTERN (L, 1-2)	L	-	4.1	5	2	2	4	5	0	1.69	84
3/18	*#6 TEXAS A&M (L, 1-5)	L	-	5.0	5	3	2	3	4	1	2.05	84
3/25	*at #8 Kentucky (L, 3-13)	L	-	2.0	4	4	3	3	2	1	2.86	50
4/1	*#24 MISSOURI (L, 0-5)	L	-	5.0	1	4	0	3	6	1	2.43	94
4/8	*at #5 Arkansas (L, 4-5)	-	X	6.0	6	2	1	2	7	0	2.29	94
4/15	*MISSISSIPPI STATE (W, 7-5)	-	-	4.2	5	3	3	1	4	1	2.66	71
4/21	*at Alabama (W, 5-0)	W	X	7.0	4	0	0	1	7	0	2.29	99
4/27	*at #1 Florida (W, 11-5)	-	-	4.0	3	3	3	2	6	2	2.62	85
5/5	*#17 VANDERBILT (W, 11-5)	W	-	5.0	5	4	4	2	5	1	3.00	79
5/12	*at #5 Ole Miss (L, 3-10)	-	-	1.2	3	3	3	3	1	0	3.36	40
5/17	*LSU (W, 11-4)	W	X	6.0	6	4	2	2	4	1	3.33	97
5/23	*vs. #4 Ole Miss (W, 9-3)	W	X	7.0	6	3	1	2	3	0	3.13	105
6/1	*vs. Northeastern (W, 13-4)	W	X	6.0	7	3	2	1	2	1	3.12	96
6/10	*vs #1 Florida (W, 3-2)	-	X	6.0	5	1	1	4	3	0	3.01	97

ALL GAMES

Year	ERA	W	L	App	GS	CG	SHO	CBO	SV	IP	H	R	ER	BB	SO	2B	3B	HR	BF	B/Avg	WP	HBP	BK	SFA	SHA
2018	3.01	7	4	17	17	0	0	2	0	86.2	73	41	29	37	77	23	1	10	365	.225	1	0	1	1	2

SEC GAMES ONLY

Year	ERA	W	L	App	GS	CG	SHO	CBO	SV	IP	H	R	ER	BB	SO	2B	3B	HR	BF	B/Avg	WP	HBP	BK	SFA	SHA
2018	4.08	3	3	10	10	0	0	1	0	46.1	40	30	21	22	46	14	1	8	199	.227	1	0	1	1	0





DAVIS DANIEL

13

POSITION
Right-Handed Pitcher

CLASS
Junior

BATS / THROWS
R/R

HEIGHT - WEIGHT
6-1 - 190

EXPERIENCE
2L

HOMETOWN
Montgomery, Ala.

HIGH SCHOOL
St. James

2018 - SOPHOMORE YEAR

Made 19 appearances and 10 starts on the mound after beginning the season as the Saturday starter ... went 3-4 with a 4.86 ERA ... lowered his ERA to 3.70 as a reliever ... picked up the win after throwing 3.0 scoreless innings in his season debut vs. Longwood (Feb. 17) ... struck out five batters in 6.0 innings in a win vs. BYU (Mar. 3) ... pitched a season-high 6.2 innings and struck out a season-high seven in a tough-luck loss to Missouri (Mar. 31) ... made his second relief appearance of the season and allowed just one run in 4.1 innings in a win at Alabama (Apr. 21) ... threw a scoreless inning of relief and struck out a pair vs. Vanderbilt (May 6) ... tossed 2.1 scoreless innings of relief and struck out five vs. LSU (May 18) ... came out of the bullpen and pitched 5.1 innings with six strikeouts in the SEC Tournament opener vs. Kentucky (May 22) ... recorded the final four outs of Auburn's NCAA Raleigh Regional championship win vs. N.C. State (June 3) ... struck out four in 3.0 innings in the Gainesville Super Regional opener (June 9) ... came back two days later and turned in arguably the best performance of his career ... allowed just one hit with six strikeouts in 5.1 scoreless innings in the decisive game three (June 11) ... was drafted by the Milwaukee Brewers in the 11th round of the 2018 MLB Draft but elected to return to Auburn for his junior season.

2017 - FRESHMAN YEAR

Made 17 appearances and 16 starts for the Tigers ... Went 4-3 with a 5.89 ERA ... Three of his four wins and quality starts came during SEC play ... Struck out 61 batters in 70.1 innings – both third on the team ... Made his Auburn debut and tossed 4.1 innings vs. George Washington (2/19) ... Earned his first collegiate win after throwing 6.0 scoreless innings with eight strikeouts vs. Presbyterian (3/12) ... Turned in another 6.0-inning shutout and earned the win at Georgia (3/26) ... went on to be named the SEC Freshman of the Week ... Pitched 8.0 scoreless innings and earned the win in a 8-1 victory at Tennessee (4/15) ... Matched his season high with eight strikeouts in 6.1 innings and earned the win vs. Ole Miss (5/19).

DANIEL AT A GLANCE

CAREER RECORD

at Plainsman Park.....	4-3
On Road/Neutral.....	3-4
vs. SEC.....	4-7
vs. SEC West.....	2-5
vs. SEC East.....	2-2

CAREER HIGHS

Innings.....	8.0, at Tennessee (4/15/17)
Hits.....	9, at Texas A&M (4/9/17)
Runs.....	7, two times
Earned Runs.....	7, two times
Walks.....	4, three times
Strikeouts.....	8, two times
Pitches.....	109, vs. Missouri (3/31/18)



**HIGH SCHOOL**

Played at St. James in Montgomery, Ala., for coach Keith Lucky ... Ranked the No. 56 player nationally by Perfect Game ... No. 17 right-handed pitcher overall ... No. 2 player in Alabama and No. 1 right-handed pitcher in state ... Played with Triton Rays ... 2016 Rawlings-Perfect Game Second Team All-American ... Southeast-All-Region First Team ... 2014 Underclass Honorable Mention ... 2015 Underclass Second Team ... 34th round draft pick of the Chicago Cubs in 2016 ... Posted a 11-1 record with a 0.70 ERA as a senior ... Set school record with 137 strikeouts in 70 innings as a senior at St. James ... Also hit .398 with 25 RBI ... 5-1 record with a 0.74 ERA as a junior ... 82 strikeouts in 47 innings with three shutouts and two no-hitters ... ASWA 2016 Class 4A Pitcher of the Year ... First team ASWA Class 4A All-State team ... Alabama Sports Writers Super All-State selection as a senior ... 2016 Louisville Slugger All-American ... Montgomery Advertiser All-Metro Class 1A-4A Player of the Year ... American Family Insurance All-USA Alabama All-State Team ... MaxPreps 2016 Medium Schools All-American ... No. 18 incoming freshman in the country according to Perfect Game.

PERSONAL

Son of Rusty and Lucy Daniel ... Has one brother, Russ ... Born in Atlanta, Ga. ... Studying in the College of Business.

**DAVIS DANIEL'S CAREER APPEARANCES**

*Starter

2017 - FRESHMAN YEAR

Date	Opp (Res.)	DEC	QS	IP	H	R	ER	BB	SO	HR	ERA	NP
2/19	*GEORGE WASHINGTON (W, 4-3)	-	-	4.1	7	2	2	0	3	0	4.15	75
2/26	*HOLY CROSS (W, 13-4)	-	-	4.1	5	2	2	0	6	1	4.15	72
3/5	*LIPSCOMB (L, 7-8)	-	-	1.1	5	5	2	1	0	0	8.10	45
3/8	*KENNESAW STATE (W, 6-4)	-	-	2.0	1	0	0	0	1	0	6.75	19
3/12	*PRESBYTERIAN (W, 8-0)	W	X	6.0	3	0	0	2	8	0	4.50	92
3/19	*#5 FLORIDA (W, 6-5)	-	-	2.1	3	4	4	1	0	0	5.75	45
3/26	*at Georgia (W, 4-1)	W	X	6.0	4	0	0	1	6	0	4.44	-
4/1	*#6 SOUTH CAROLINA (L, 0-7)	L	-	5.1	4	4	4	2	4	0	4.83	93
4/9	*at Texas A&M (L, 1-3)	L	-	5.1	9	3	3	1	5	0	4.86	90
4/15	*at Tennessee (W, 8-1)	W	X	8.0	3	0	0	3	5	0	4.00	101
4/22	*#16 ARKANSAS (L, 3-7)	-	-	5.0	5	3	3	2	3	1	4.14	92
4/29	*at #7 Mississippi State (W, 17-8)	-	-	4.1	6	7	7	2	1	3	4.97	81
5/7	*ALABAMA (L, 9-11)	-	-	4.0	5	3	3	1	5	1	5.09	67
5/13	at #10 LSU (L, 1-9)	-	-	1.1	0	2	2	3	0	0	5.28	29
5/19	*OLE MISS (W, 9-1)	W	X	6.1	4	1	1	3	8	0	4.91	106
5/25	*vs. #13 Arkansas (L, 0-12)	L	-	3.1	6	7	7	2	5	2	5.58	65
6/4	*at #16 Florida State (L, 7-8)	-	-	1.0	5	4	3	1	0	0	5.89	42

2018 - SOPHOMORE YEAR

Date	Opp (Res.)	DEC	QS	IP	H	R	ER	BB	SO	HR	ERA	NP
2/17	*LONGWOOD (W, 25-1)	W	-	3.0	1	0	0	1	3	0	0.00	52
2/24	*BRYANT (W, 13-4)	-	-	3.2	7	4	4	0	2	1	5.40	74
3/3	*BYU (W, 21-4)	W	-	6.0	6	4	4	2	5	1	5.68	93
3/10	*NORTHEASTERN (W, 14-8)	-	-	3.1	7	1	1	2	4	0	5.06	73
3/17	*#6 TEXAS A&M (W, 11-5)	-	-	4.2	5	3	1	4	5	0	4.35	94
3/25	*at #8 Kentucky (W, 4-3)	-	-	5.0	3	1	1	4	4	0	3.86	92
3/31	*#24 MISSOURI (L, 1-2)	L	X	6.2	5	2	1	2	7	0	3.34	109
4/7	*at #5 Arkansas (L, 2-13)	L	-	2.0	4	4	3	2	0	0	3.93	42
4/10	at Samford (L, 3-12)	-	-	1.1	4	2	2	1	2	1	4.29	33
4/14	*MISSISSIPPI STATE (L, 2-7)	L	-	3.0	7	6	6	2	5	0	5.35	69
4/21	at Alabama (W, 20-5)	W	-	4.1	2	1	1	1	3	0	5.02	53
4/28	at #1 Florida (L, 3-12)	-	-	0.1	3	2	2	2	0	0	5.40	21
5/6	#17 VANDERBILT (W, 14-0)	-	-	1.0	1	0	0	0	2	0	5.28	18
5/10	*at #5 Ole Miss (L, 4-5)	L	-	5.0	6	5	5	2	5	2	5.66	77
5/18	LSU (L, 2-6)	-	-	2.1	1	0	0	1	5	0	5.40	42
5/22	vs. Kentucky (W, 4-3 [11])	-	-	5.1	6	2	2	2	6	0	5.21	82
6/3	at #11 N.C. State (W, 15-7)	-	-	1.1	2	1	1	0	2	0	5.25	16
6/9	at #1 Florida (L, 2-8)	-	-	3.0	3	2	2	0	4	2	5.28	42
6/11	at #1 Florida (L, 2-3)	-	-	5.1	1	0	0	4	6	0	4.86	87

ALL GAMES

Year	ERA	W	L	App	GS	CG	SHO	CBO	SV	IP	H	R	ER	BB	SO	2B	3B	HR	BF	B/Avg	WP	HBP	BK	SFA	SHA
2017	5.89	4	3	17	16	0	0	1	0	70.1	75	47	46	26	61	16	1	8	275	.273	7	9	1	2	3
2018	4.86	3	4	19	10	0	0	1	0	66.2	74	40	36	32	70	17	2	7	303	.278	3	1	1	1	3
TOTAL	5.39	7	7	36	26	0	0	2	0	137.0	149	87	82	58	131	33	3	15	618	.275	10	10	2	3	6

SEC GAMES ONLY

Year	ERA	W	L	App	GS	CG	SHO	CBO	SV	IP	H	R	ER	BB	SO	2B	3B	HR	BF	B/Avg	WP	HBP	BK	SFA	SHA
2017	5.06	3	2	10	9	0	0	0	0	48.0	43	27	27	19	37	11	1	5	206	.244	4	7	1	2	2
2018	5.24	1	4	10	6	0	0	1	0	34.1	37	24	20	20	36	11	1	2	159	.272	3	0	0	1	2
TOTAL	5.14	4	6	20	15	0	0	1	0	82.1	80	51	47	39	73	22	2	7	365	.256	7	7	1	3	4





CONOR DAVIS

24

POSITION
Infielder/Outfielder

CLASS
Junior

BATS / THROWS
R/R

HEIGHT - WEIGHT
6-3 - 227

EXPERIENCE
2L

HOMETOWN
Roswell, Ga.

HIGH SCHOOL
Blessed Trinity Catholic

2018 - SOPHOMORE YEAR

Played in 53 games and earned 47 starts, primarily in left field ... finished the season with a .268/.371/.360 slash line ... registered career bests in runs (26), home runs (two), RBI (34) and walks (25) ... went 1-for-4 with a RBI double in the season opener vs. Longwood (Feb. 16) ... went 6-for-11 with five RBI during a three-game stretch from Feb. 18-21 ... drove in the game-tying run in the bottom of the ninth inning vs. Georgia State (Feb. 20) ... went 2-for-3 with a double, two runs scored and four RBI vs. Bryant (Feb. 24) ... drove in a pair of runs vs. BYU (Mar. 3) ... collected a pair of hits vs. Northeastern (Mar. 9) ... went 2-for-4 with a double in games at Georgia Tech (Mar. 20) and vs. Alabama (Mar. 27) ... went 3-for-7 in the first two games of the Missouri series (Mar. 30-31) ... totaled two hits, two runs and two RBI vs. Alabama A&M (Apr. 3) ... turned in his first three-hit game of the season with three RBI vs. UAB (Apr. 17) ... matched the output in a 3-for-5 performance and added two runs and two RBI at Alabama (Apr. 21) ... collected multiple hits in his third straight start vs. Samford (Apr. 24) ... went 4-for-9 with four runs, two home runs and 10 RBI vs. Vanderbilt ... drove in a career-high five runs in the series finale (May 6) ... hit a game-tying two-RBI double in the seventh inning of Auburn's comeback win vs. Ole Miss in the SEC Tournament (May 23) ... doubled for the second straight day and drove in a run vs. Texas A&M (May 24) ... earned starts in three NCAA Tournament games and collected a pair of hits.

2017 - FRESHMAN YEAR

Appeared in 52 games and earned starts at first base and DH in 38 contests ... Ranked third on the team with a .282 average and reached base at a .359 clip ... Drove in 15 of his 29 runs in SEC play ... Made his Auburn debut in a pinch-hit effort in the season opener vs. George Washington (2/17) ... Earned his first start at 1B in game two of a doubleheader the following day (2/18) ... His lone home run of the season came in walk-off fashion to give Auburn a series win vs. South Carolina (4/2) ... Went 4-for-7 with three doubles in a pair of games at Texas A&M (4/8-9) ... Went 3-for-5 with a run scored and season-high four RBI at Samford (4/11) ... Hit in 17 of 18 games from Apr. 8 to May 9 and went on an 11-game hitting streak from Apr. 8-25 while hitting .370 (17-for-46) during the span ... Went 5-for-9 with four RBI in the final two games of a series vs. Ole Miss (5/19-20) ... Went 2-for-4 in a SEC Tournament win vs. Ole Miss (5/24).

HIGH SCHOOL

Played at Blessed Trinity Catholic in Roswell, Ga., for coach Andy Harlin ... Helped team to back-to-back state titles in 2014 and 2015 ... Class 3A First Team All-State as a senior ... Three-time all-state honoree ... Hit .442 as a senior with seven home runs and 34 RBI ... Also added 11 doubles ... During his junior season, batted .447 with eight homers and 32 RBI ... Sophomore year belted six homers with 13 doubles and 29 RBI and a .374 average ... Ranked No. 308 nationally and No. 16 first baseman overall ... No. 37 player in Georgia according to Perfect Game ... No. 4 first baseman in the state ... 2016 Rawlings/Perfect Game Honorable Mention All-American ... Southeast All-Region selection ... Two-time Underclass Honorable Mention ... Perfect Game's No. 219 incoming freshman nationally ... Also played quarterback in high school ... Passed for 1,535 yards and 15 touchdowns as senior ... Threw 20 touchdowns as a junior ... Owns five school records ... Three-year all-state football player.

PERSONAL

Son of Richard and Maura Davis ... Has four siblings, Colin, Ryan, Caitlin and Quinn ... Mother played soccer at Alabama ... Father played football at Alabama ... Grandfather, Ted Davis, played football at Georgia Tech and nine years in the NFL with the Saints, Colts and Dolphins ... Studying in the College of Liberal Arts.

CAREER HIGHS	
At Bats:	8, vs. Alabama (5/7/17)
Runs:	3, vs. Longwood (2/17/18)
Hits:	3, four times
RBI:	5, vs. Vanderbilt (5/6/18)
Doubles:	2, at Texas A&M (4/9/17)
Triples:	None
HR:	1, three times
Hit Streak:	11 (2017)
Reach Base:	19 (2018)

MULTI-HIT GAMES	
Year	2 3 4 5+ Total
2017	11 2 - - 13
2018	11 2 - - 13
Totals	22 4 -- -- 26

MULTI-RBI GAMES	
Year	2 3 4 5+ Total
2017	4 2 1 - 7
2018	7 2 1 1 11
Totals	11 4 2 1 18



ALL GAMES

Year	Avg	GP	GS	AB	R	H	2B	3B	HR	RBI	TB	SLG%	BB	HBP	SO	GDP	OB%	SF	SH	SB	ATT	PO	A	E	FLD%
2017	.282	52	38	163	22	46	11	0	1	29	60	.368	18	2	43	6	.359	1	0	1	4	21	0	0	1.000
2018	.268	53	47	164	26	44	9	0	2	34	59	.360	25	4	40	6	.371	4	0	3	6	71	2	4	.948
TOTAL	.275	105	85	327	48	90	20	0	3	63	119	.364	43	6	83	12	.365	5	0	4	10	92	2	4	.959

SEC GAMES ONLY

Year	Avg	GP	GS	AB	R	H	2B	3B	HR	RBI	TB	SLG%	BB	HBP	SO	GDP	OB%	SF	SH	SB	ATT	PO	A	E	FLD%
2017	.265	27	21	98	10	26	6	0	1	15	35	.357	6	0	27	6	.308	0	0	0	2	0	0	0	.000
2018	.246	21	16	57	9	14	1	0	2	12	21	.368	5	2	12	1	.323	1	0	0	2	29	2	3	.912
TOTAL	.258	48	37	155	19	40	7	0	3	27	56	.361	11	2	39	7	.314	1	0	0	4	29	2	3	.912



PEYTON GLAVINE

23

POSITION
Left-handed pitcher

CLASS
Sophomore

BATS / THROWS
R/L

HEIGHT - WEIGHT
5-11 - 176

EXPERIENCE
1L

HOMETOWN
Alpharetta, Ga.

HIGH SCHOOL
Blessed Trinity Catholic

2018 - FRESHMAN YEAR

Made five appearances in his first year with the Tigers ... made his collegiate debut in the second game of the season vs. Longwood (Feb. 17) and struck out the side in a scoreless inning ... also recorded the final three outs in scoreless fashion and struck out a batter vs. Bryant (Feb. 23) ... made appearances in back-to-back weeks vs. BYU (Mar. 3) and Northeastern (Mar. 10) ... got his first taste of SEC play by striking out a batter at Kentucky (Mar. 25).

HIGH SCHOOL

Played for Andy Harlin at Blessed Trinity Catholic High School in Roswell, Ga. ... went 6-0 with a 0.80 ERA as a junior ... posted a 12-1 record with a 1.01 ERA in 15 starts as a senior ... struck out 75 batters in 69.1 innings pitched ... rated the eighth best left-handed pitcher in Georgia ... helped his team to a state title in 2015 and state runner-up finish in 2016 ... 2017 Collegiate Baseball Second Team All-American ... selected in the 37th round of the 2017 MLB Draft by the Los Angeles Angels of Anaheim ... also played hockey.

PERSONAL

Son of Tom (MLB Hall of Famer) and Chris Glavine ... has four siblings — Jonathan, Amber, Mason and Kieran ... Pre-Business major.

GLAVINE AT A GLANCE

CAREER RECORD

at Plainsman Park.....	0-0
On Road/Neutral.....	0-0
vs. SEC.....	0-0
vs. SEC West.....	0-0
vs. SEC East.....	0-0

CAREER HIGHS

Innings.....	1.0, two times
Hits.....	5, vs. Northeastern (3/10/18)
Runs.....	6, vs. Northeastern (3/10/18)
Earned Runs.....	6, vs. Northeastern (3/10/18)
Walks.....	1, two times
Strikeouts.....	3, vs. Longwood (2/17/18)
Pitches.....	26, vs. Bryant (2/23/18)



PEYTON GLAVINE'S CAREER APPEARANCES

2018 - FRESHMAN YEAR

Date	Opp (Res.)	DEC	QS	IP	H	R	ER	BB	SO	HR	ERA	NP
2/17	LONGWOOD (W, 25-1)	-	-	1.0	0	0	0	0	3	0	0.00	15
2/23	BRYANT (W, 15-7)	-	-	1.0	0	0	0	1	1	0	0.00	26
3/3	BYU (W, 9-5)	-	-	0.2	4	3	3	0	0	0	10.12	18
3/10	NORHEASTERN (W, 14-8)	-	-	0.0	5	6	6	1	0	0	30.38	19
3/25	at #8 Kentucky (L, 3-13)	-	-	0.1	1	0	0	0	1	0	27.00	9

ALL GAMES

Year	ERA	W	L	App	GS	CG	SHO	CBO	SV	IP	H	R	ER	BB	SO	2B	3B	HR	BF	B/Avg	WP	HBP	BK	SFA	SHA
2018	27.00	0	0	5	0	0	0	0	0	3.0	10	9	9	2	5	4	0	0	23	.526	0	2	0	0	0

SEC GAMES ONLY

Year	ERA	W	L	App	GS	CG	SHO	CBO	SV	IP	H	R	ER	BB	SO	2B	3B	HR	BF	B/Avg	WP	HBP	BK	SFA	SHA
2018	0.00	0	0	1	0	0	0	0	0	0.1	1	0	0	0	1	0	0	0	2	.500	0	0	0	0	0





CODY GREENHILL

20

2018 - FRESHMAN YEAR

Led the team with a 2.30 ERA and posted a 6-3 record in 21 relief appearances ... turned in five saves and struck out 55 batters in 58.2 innings pitched ... held opponents to a .242 batting average ... was named SEC All-Freshman and a Freshman All-American by Collegiate Baseball, D1 Baseball, NCBWA and Perfect Game/Rawlings ... held a 0.49 ERA through his first seven appearances and 18.1 innings pitched ... made his Auburn debut and turned in a scoreless inning vs. Longwood in the season opener (Feb. 16) ... picked up his first collegiate win in his next outing vs. Georgia State (Feb. 20), throwing 3.1 hitless innings and striking out four ... notched his first collegiate save in 2.0 scoreless inning at South Alabama (Feb. 27), starting a stretch of three straight saves from Feb. 27-Mar. 6 ... pitched 4.2 scoreless innings and struck out four vs. Northeastern (Mar. 10) before being sidelined for nearly a month with a sickness ... earned his first SEC win and struck out a season-high five batters in 4.1 innings of relief vs. Mississippi State (Apr. 15) ... pitched 5.0 innings of relief and earned his second conference win at top-ranked Florida (Apr. 27) ... recorded the final 10 outs vs. Vanderbilt (May 5) in scoreless fashion and earned his first SEC save ... pitched 3.0 scoreless innings vs. LSU (May 17) to pick up his second conference save and fifth of the season ... earned the win after throwing 3.0 hitless innings and striking out a pair in the SEC Tournament opener vs. Kentucky (May 22) ... matched a season-high with five strikeouts and earned the win in Auburn's NCAA regional championship win vs. N.C. State (June 3) ... picked up the win in the program's first ever super regional win vs. Florida (June 10).

HIGH SCHOOL

Four-year letterwinner and three-time 5A state champion for Chris Heaps at Russellville High School ... rated the eighth best player and fourth best right-handed pitcher in Alabama by Perfect Game ... also ranked a top 160 player nationally ... hit .336 with 16 home runs his senior year ... posted a 12-2 record with a 0.74 ERA on the mound ... led the state with 144 strikeouts and issued only 18 walks ... went 13-3 as a junior with a 1.14 ERA ... struck out 118 in 92.1 innings pitched ... posted a 4-0 record as a sophomore with 33 strikeouts in 35.1 innings ... pitched in six games as a freshman ... named the 2017 5A Player of the Year, Times Daily Pitcher of the Year and a Collegiate Baseball First Team All-American ... also earned 2017 Rawlings/Perfect Game Third Team All-American honors ... member of the National Honor Society.

PERSONAL

Son of Kevin and Melissa Greenhill ... has one sister, Kyra ... Forestry and Wildlife Management major.

GREENHILL AT A GLANCE

CAREER RECORD

at Plainsman Park.....	2-0
On Road/Neutral.....	4-3
vs. SEC.....	4-3
vs. SEC West.....	1-2
vs. SEC East.....	3-1

CAREER HIGHS

Innings.....	5.0, at Florida (4/27/18)
Hits.....	6, two times
Runs.....	3, two times
Earned Runs.....	3, at N.C. State (6/3/18)
Walks.....	3, vs. Georgia State (2/20/18)
Strikeouts.....	5, two times
Pitches.....	86, at N.C. State (6/3/18)

POSITION
Right-Handed Pitcher

CLASS
Sophomore

BATS / THROWS
R/R

HEIGHT - WEIGHT
6-4 - 216

EXPERIENCE
1L

HOMETOWN
Russellville, Ala.

HIGH SCHOOL
Russellville



CODY GREENHILL'S CAREER APPEARANCES

2018 - FRESHMAN YEAR

Date	Opp (Res.)	DEC	QS	IP	H	R	ER	BB	SO	HR	ERA	NP
2/16	LONGWOOD (W, 6-0)	-	-	1.0	1	0	0	1	0	0	0.00	23
2/20	GEORGIA STATE (W, 3-2)	W	-	3.1	0	0	0	3	4	0	0.00	66
2/24	BRYANT (W, 13-4)	-	-	2.0	3	0	0	0	4	0	0.00	39
2/27	at South Alabama (W, 7-6)	-	-	2.0	2	0	0	1	1	0	0.00	26
3/3	BYU (W, 9-5)	-	-	3.1	5	1	1	1	4	0	0.77	48
3/6	at UAB (W, 11-8)	-	-	2.0	0	0	0	0	3	0	0.66	14
3/10	NORTHEASTERN (L 1-2)	-	-	4.2	1	0	0	1	4	0	0.49	59
4/3	ALABAMA A&M (W, 19-5)	-	-	1.0	1	0	0	0	1	0	0.47	15
4/8	at #5 Arkansas (L, 4-5)	L	-	1.2	1	1	1	2	1	0	0.86	33
4/15	MISSISSIPPI STATE (W, 7-5)	W	-	4.1	5	2	2	0	5	0	1.42	78
4/21	at Alabama (W, 5-0)	-	-	2.0	2	0	0	1	4	0	1.32	38
4/27	at #1 Florida (W, 11-5)	W	-	5.0	6	2	2	2	3	0	1.67	81
5/5	#17 VANDERBILT (W, 11-5)	-	-	3.1	1	0	0	2	3	0	1.51	44
5/12	at #5 Ole Miss (L, 3-10)	L	-	4.2	3	1	1	1	3	1	1.56	69
5/17	LSU (W, 11-4)	-	-	3.0	3	0	0	0	2	0	1.45	39
5/19	LSU (W, 14-5)	-	-	2.0	3	3	1	1	3	1	1.59	38
5/22	vs. Kentucky (W, 4-3)	W	-	3.0	3	0	0	0	2	0	1.49	36
5/25	vs. #4 Ole Miss (L, 0-7)	-	-	2.2	4	2	2	0	2	2	1.76	48
6/3	at #11 N.C. State (W, 15-7)	W	-	4.1	6	3	3	2	5	1	2.11	86
6/10	vs #1 Florida (W, 3-2)	W	-	3.0	2	1	1	1	1	1	2.16	42
6/11	at #1 Florida (L, 2-3)	L	-	0.1	1	1	1	0	0	1	3.20	8

ALL GAMES

Year	ERA	W	L	App	GS	CG	SHO	CBO	SV	IP	H	R	ER	BB	SO	2B	3B	HR	BF	B/Avg	WP	HBP	BK	SFA	SHA
2018	2.30	6	3	21	0	0	0	2	5	58.2	53	17	15	19	55	10	1	7	246	.242	3	4	0	0	4

SEC GAMES ONLY

Year	ERA	W	L	App	GS	CG	SHO	CBO	SV	IP	H	R	ER	BB	SO	2B	3B	HR	BF	B/Avg	WP	HBP	BK	SFA	SHA
2018	2.42	2	2	8	0	0	0	1	2	26.0	24	9	7	9	24	6	0	2	110	.245	1	2	0	0	1



RYAN HOERTER

12

POSITION
Right-Handed Pitcher

CLASS
Sophomore

BATS / THROWS
R/R

HEIGHT - WEIGHT
6-6 - 191

EXPERIENCE
1L

HOMETOWN
Kenosha, Wisc.

HIGH SCHOOL
Indian Trail

2018 - FRESHMAN YEAR

Saw action in seven games and made two starts in his first season with the team ... didn't allow a run in five of his seven trips to the mound ... made his Auburn debut and pitched a scoreless inning of relief vs. Longwood (Feb. 17) ... pitched a perfect inning with a strikeout vs. BYU (Feb. 24) ... pitched a season-high 3.0 innings in his first collegiate start vs. UAB (Mar. 6) ... got his first taste of SEC play by striking out a batter in an inning of work at Kentucky (Mar. 25) ... finished the season with back-to-back scoreless efforts vs. Alabama A&M (Apr. 3) and at Arkansas (Apr. 7).

HIGH SCHOOL

Played at Indian Trail Academy in Kenosha, Wisconsin, for coach Michael Schmidt ... posted a career 20-4 record on the mound ... went 8-0 record as a junior with a 1.17 ERA ... struck out 57 in 42.0 innings pitched ... followed it with a 7-1 record and 0.32 ERA as a senior ... struck out 97 batters in 59 innings ... also hit .406 as a junior and .392 as a senior ... rated the No. 1 player in Wisconsin by Perfect Game ... 2017 Player of the Year and Pitcher of the Year in conference ... also named First Team All-American by MaxPreps ... two-time first team All-Conference ... threw first no-hitter in school history in 2016 ... 2016 Underclass Honorable Mention by Perfect Game ... selected in the 36th round of the 2017 MLB Draft by the Pittsburgh Pirates.

PERSONAL

Son of Dirk and Kathy Hoerter ... has one brother, Jared ... Business Analytics major.

HOERTER AT A GLANCE

CAREER RECORD

at Plainsman Park.....	0-0
On Road/Neutral.....	0-0
vs. SEC.....	0-0
vs. SEC West.....	0-0
vs. SEC East.....	0-0

CAREER HIGHS

Innings.....	3.0, at UAB (3/6/18)
Hits.....	3, two times
Runs.....	4, at UAB (3/6/18)
Earned Runs.....	4, at UAB (3/6/18)
Walks.....	4, vs. Georgia Tech (3/13/18)
Strikeouts.....	1, five times
Pitches.....	64, at UAB (3/6/18)



RYAN HOERTER'S CAREER APPEARANCES

*-Starter

2018 - FRESHMAN YEAR

Date	Opp (Res.)	DEC	QS	IP	H	R	ER	BB	SO	HR	ERA	NP
2/17	LONGWOOD (W, 25-1)	-	-	1.0	1	0	0	0	0	0	0.00	9
2/24	BRYANT (W, 13-4)	-	-	1.0	0	0	0	0	1	0	0.00	13
3/6	*at UAB (W, 11-8)	-	-	3.0	3	4	4	2	1	1	7.20	64
3/13	*GEORGIA TECH (W, 12-7)	-	-	1.0	1	0	0	4	1	0	6.00	35
3/25	at #8 Kentucky (L, 3-13)	-	-	1.0	3	2	2	0	1	1	7.71	18
4/3	ALABAMA A&M (W, 19-5)	-	-	1.0	0	0	0	1	1	0	6.75	18
4/7	at #5 Arkansas (L, 2-13)	-	-	0.2	1	0	0	0	0	0	6.23	10

ALL GAMES

Year	ERA	W	L	App	GS	CG	SHO	CBO	SV	IP	H	R	ER	BB	SO	2B	3B	HR	BF	B/Avg	WP	HBP	BK	SFA	SHA
2018	6.23	0	0	7	2	0	0	0	0	8.2	9	6	6	7	5	0	1	2	43	.273	4	1	0	2	0

SEC GAMES ONLY

Year	ERA	W	L	App	GS	CG	SHO	CBO	SV	IP	H	R	ER	BB	SO	2B	3B	HR	BF	B/Avg	WP	HBP	BK	SFA	SHA
2018	10.80	0	0	2	0	0	0	0	0	1.2	4	2	2	0	1	0	1	1	9	.500	1	0	0	1	0





WILL HOLLAND



POSITION
Infielder

CLASS
Junior

BATS / THROWS
R/R

HEIGHT - WEIGHT
5-11 - 185

EXPERIENCE
2L

HOMETOWN
Lawrenceville, Ga.

HIGH SCHOOL
Collins Hill

2018 - SOPHOMORE YEAR

Played in all 66 games and made 65 start at shortstop on the season ... named Second Team All-SEC, First Team All-South Region by the ABCA and a semifinalist for the Brooks Wallace Award presented to the nation's best shortstop ... became the first Auburn shortstop to earn All-SEC honors since 2011 ... led the team with 61 runs scored — good for a tie for fourth in the SEC, and tied for the team lead with 78 hits ... ranked second on the team in batting average (.313), on-base percentage (.406), slugging percentage (.530), doubles (18) and RBI (52) and tied for second in home runs (12) ... was one of five players to hit 10 or more home runs on the season, marking the first time to accomplish the feat since 2010 ... turned in multiple hits in the first three games of the season and finished the series vs. Longwood 7-for-14 from the plate ... drove in three runs in the series opener vs. Bryant (Feb. 23) ... went on a season-high eight game hitting streak Mar. 17-30 ... became the first player in the history of the Capital City Classic to hit a pair of home runs and was named the MVP (Mar. 27) ... hit .307 with 10 doubles, four home runs and 21 RBI in SEC play ... went 6-for-13 with eight runs scored in the series at Alabama (Apr. 20-21) ... exploded from the plate in the series vs. LSU, recording a season-high four hits in the series opener and going 10-for-14 with six runs, four doubles, two home runs and six RBI in the three games (May 17-19) ... hit a pair of home runs and drove in a season-high four runs in the regular season finale ... was named the SEC and National Player of the Week for his performance ... went 5-for-13 with six runs, two doubles, one home run and five RBI in the Raleigh Regional ... turned in a .952 fielding percentage and stole nine of 11 bases.

2017 - FRESHMAN YEAR

Played in 45 games and made 41 starts, primarily in the middle infield ... Turned in a .209/.299/.343 slash line ... Led all Auburn freshmen with three home runs ... Made his first collegiate start vs. George Washington and went 1-for-3 with a double in the game (2/18) ... Hit his first collegiate home run vs. Holy Cross (2/26) ... Turned in a season-high three hits vs. Jacksonville State (3/15) ... Followed it by going 2-for-4 with two runs, one home run and a season-high four RBI in the series opener vs. Florida (3/17) ... Went on to be named the SEC Freshman of the Week ... Went 2-for-4 with two runs, one home run and three RBI in a NCAA Regional win vs. UCF (6/2) ... Stole four of four bases ... Turned in a .954 with 59 putouts and 106 assists.

HIGH SCHOOL

Played at Collins Hill High School in Lawrenceville, Ga., for coaches Paul Pierce and Daniel Warzon ... Hit .430 as a senior with two homers and 16 RBI ... Added 14 stolen bases ... Finished junior season with a .347 average, five home runs and 22 RBI ... First Team Class 6A All-State ... Honorable Mention Rawlings/Perfect Game All-American ... Southeast-All-Region Second Team ... 2014-2015 Underclass Honorable Mention ... Ranked No. 99 in Georgia ... Top 500 player nationally ... Played for Team Elite Prime ... Gwinnett County All-Star Game participant ... Georgia Class 6A All-State honoree ... Member of USA Baseball 15U program in 2013.

PERSONAL

Son of Beth and Phill Holland ... Has one sister, Hannah ... Studying in the College of Education.

CAREER HIGHS

At Bats:	6, two times
Runs:	4, at Alabama (4/21/18)
Hits:	4, vs. LSU (5/17/18)
RBI:	4, two times
Doubles:	2, two times
Triples:	1, vs. Jacksonville State (3/15/17)
HR:	2, two times
Hit Streak:	8 (2018)
Reach Base:	18 (2018)

MULTI-HIT GAMES

Year	2	3	4	5+	Total
2017	4	1	-	-	5
2018	16	6	1	-	23
Totals	20	7	1	--	28

MULTI-RBI GAMES

Year	2	3	4	5+	Total
2017	-	3	1	-	4
2018	10	4	1	-	15
Totals	10	7	2	--	19




ALL GAMES

Year	Avg	GP	GS	AB	R	H	2B	3B	HR	RBI	TB	SLG%	BB	HBP	SO	GDP	OB%	SF	SH	SB	ATT	PO	A	E	FLD%
2017	.209	45	41	134	23	28	7	1	3	18	46	.343	15	4	31	8	.299	4	1	4	4	59	106	8	.954
2018	.313	66	65	249	61	78	18	0	12	52	132	.530	28	13	49	3	.406	3	3	9	11	69	151	11	.952
TOTAL	.277	111	106	383	84	106	25	1	15	70	178	.465	43	17	80	11	.369	7	4	13	15	128	257	19	.953

SEC GAMES ONLY

Year	Avg	GP	GS	AB	R	H	2B	3B	HR	RBI	TB	SLG%	BB	HBP	SO	GDP	OB%	SF	SH	SB	ATT	PO	A	E	FLD%
2017	.169	24	22	71	11	12	2	0	1	7	17	.239	8	2	18	4	.265	2	1	3	3	32	69	5	.953
2018	.307	30	29	114	23	35	10	0	4	21	57	.500	9	4	23	0	.375	1	2	2	2	24	67	4	.958
TOTAL	.254	54	51	185	34	47	12	0	5	28	74	.400	17	6	41	4	.332	3	3	5	5	56	136	9	.955



EDOUARD JULIEN



POSITION
Infielder/Designated Hitter

CLASS
Sophomore

BATS / THROWS
L/R

HEIGHT - WEIGHT
6-1 - 183

EXPERIENCE
1L

HOMETOWN
Quebec City, Quebec

HIGH SCHOOL
Cardinal-Roy

2018 - FRESHMAN YEAR

Played in 62 games and earned a start in 59 contests at designated hitter, right field and second base ... hit .275 with 17 home runs and 69 RBI ... his 69 RBI broke Frank Thomas' freshman program record that had stood since 1987 and were the most in the SEC as well as the most among freshmen nationally ... his 17 home runs were tied for second among freshmen nationally and the most by an Auburn player since 2010 ... was named to the SEC All-Freshman Team ... earned Second Team ABCA All-South Region Honors ... was named a Freshman All-American by Baseball America, Collegiate Baseball, D1 Baseball, NCBWA and Perfect Game/Rawlings ... went 3-for-4 with two walks, two runs and three RBI in his Auburn debut vs. Longwood (Feb. 17) ... hit his first collegiate home run and drove in four runs vs. BYU (Mar. 2) ... went 2-for-4 with a double, home run and four more RBI in game two of a doubleheader the following day (Mar. 3) ... went on a seven-game hitting streak and collected multiple hits in five contests from Mar. 3-14 ... homered in back-to-back games vs. Alabama (Mar. 27) and Missouri (Mar. 30) ... went 3-for-3 with a walk, two hit-by-pitches, two doubles, a home run and three RBI vs. Alabama A&M (Apr. 3) ... he was the only Auburn player to reach base six times in a game this season and his five runs scored were the most since 2009 ... finished the Alabama series 4-for-11 with five runs, two home runs and eight RBI (Apr. 20-21) ... hit a pair of three-run home runs in the series at Florida (Apr. 27-28) ... went 2-for-4 with his second grand slam of the season vs. Vanderbilt (May 5) ... hit his sixth home run in a span of 11 games vs. South Alabama (May 8) ... went 3-for-5 with two runs, a home run and four RBI in the regular season finale vs. LSU (May 19) ... was named to the SEC All-Tournament Team after collecting four hits with one home run and five RBI in Hoover ... delivered the walk-off single in the bottom of the 11th inning in the Tigers tournament opening win vs. Kentucky (May 22) ... hit his third grand slam of the season the following day vs. Ole Miss (May 23) ... was also named to the Raleigh Regional All-Tournament Team after going 7-for-13 with six runs, two home runs and six RBI in the three games ... went 1-for-3 with a run and his record-breaking 69th RBI of the season in the super regional opener in Gainesville (June 9).

CAREER HIGHS	
At Bats:	5, five times
Runs:	5, vs. Alabama A&M (4/3/18)
Hits:	3, four times
RBI:	4, six times
Doubles:	2, vs. Alabama A&M (4/3/18)
Triples:	None
HR:	1, 17 times
Hit Streak:	6 (2018)
Reach Base:	14 (2018)

MULTI-HIT GAMES	
Year	2 3 4 5+ Total
2018	12 4 - - 16
Totals	12 4 -- -- 16

MULTI-RBI GAMES	
Year	2 3 4 5+ Total
2018	5 7 6 - 18
Totals	5 7 6 -- 18

HIGH SCHOOL

Attended Cardinal-Roy Secondary School in Quebec City, Canada ... member of the Canadian Junior National Team ... participated in tournaments in Florida and Cuba with Canada U18 National Team during the summer of 2016 ... won gold with Team Quebec at the 18U National Championship in August 2016 ... hit .318 in the tournament with six RBI and two extra-base hits ... named top 15-year-old player in Quebec ... named top prospect in Quebec as a 16-year-old ... hit team-best .417 with four runs scored in Spring Training camp with Canada JNT in March 2016 ... also saw national team action in the Dominican Summer League ... won bronze with Team Quebec at the Baseball Canada Cup ... batted .381 in the event with five RBI and nine stolen bases ... selected by the Philadelphia Phillies in the 37th round of the 2017 MLB Draft.

PERSONAL

Son of Remy Julien and Nathalie Hamelin ... has one sister, Alicia ... born in Quebec City, Canada ... International Business major.



ALL GAMES

Year	Avg	GP	GS	AB	R	H	2B	3B	HR	RBI	TB	SLG%	BB	HBP	SO	GDP	OB%	SF	SH	SB	ATT	PO	A	E	FLD%
2018	.275	62	59	207	47	57	7	0	17	69	115	.556	38	5	79	1	.398	1	0	7	10	20	25	0	1.000

SEC GAMES ONLY

Year	Avg	GP	GS	AB	R	H	2B	3B	HR	RBI	TB	SLG%	BB	HBP	SO	GDP	OB%	SF	SH	SB	ATT	PO	A	E	FLD%
2018	.200	29	28	95	16	19	1	0	8	27	44	.463	18	1	38	1	.333	0	0	2	3	0	1	0	1.000





BRETT OLSON

38

POSITION
Infielder

CLASS
Redshirt Senior

BATS / THROWS
L/L

HEIGHT - WEIGHT
6-2 - 225

EXPERIENCE
1L

PREVIOUS SCHOOL
Central Alabama

HOMETOWN
Newport Beach, Calif.

HIGH SCHOOL
Corona Del Mar

2018 - RS JUNIOR YEAR

Made four appearances in his first year on The Plains and finished the season 1-for-4 ... reached base at a .400 clip ... made his Auburn debut vs. BYU and ripped an opposite-field double in his first at-bat (Mar. 3) ... came off the bench and drew a walk vs. Alabama A&M (Apr. 3) ... appeared in a pinch-hitting role at Alabama (Apr. 21) and Troy (May 15).

JUNIOR COLLEGE

Played for Doug Kovash at Central Alabama Community College in 2016 ... played in 26 games and turned in a .234/.277/.413 slash line ... recorded a 0.8 K-BB ratio ... hit a pair of doubles and drove in five runs ... also made two appearances on the mound.

HIGH SCHOOL

Three-year letterwinner for John Emme at Corona del Mar High School (Calif.) ... played in 78 games and turned in a .318 average with 23 RBI ... went 10-7 with a 2.72 career ERA on the mound ... ranks third in school history in innings pitched (103) ... two-time all-league honoree and was named the team MVO his junior and senior seasons ... also a three-year letterwinner, two-time all-league honoree and 2014 state champion in football.

PERSONAL

Son of Gregg and Jill Olson ... his father is a two-time Auburn All-American and was drafted fourth overall in 1989 ... he was named the 1989 AL Rookie of the Year, went on to have a 14-year MLB career and has since been inshrined in the Orioles Hall of Fame ... has three siblings, Brooke, Ashley and Ryan ... working on getting his MBA in Mechanical Engineering.

CAREER HIGHS

At Bats: 2, vs. BYU (3/3/18)
Runs: None
Hits: 1, vs. BYU (3/3/18)
RBI: None
Doubles: 1, vs. BYU (3/3/18)
Triples: None
HR: None
Hit Streak: 1 (2018)
Reach Base: 2 (2018)

MULTI-HIT GAMES

Year	2	3	4	5+	Total
2018	-	-	-	-	-
Totals	--	--	--	--	--

MULTI-RBI GAMES

Year	2	3	4	5+	Total
2018	-	-	-	-	-
Totals	--	--	--	--	--



ALL GAMES

Year	Avg	GP	GS	AB	R	H	2B	3B	HR	RBI	TB	SLG%	BB	HBP	SO	GDP	OB%	SF	SH	SB	ATT	PO	A	E	FLD%
2018	.250	4	0	4	0	1	1	0	0	0	2	.500	1	0	0	0	.400	0	0	0	0	1	0	0	1.000

SEC GAMES ONLY

Year	Avg	GP	GS	AB	R	H	2B	3B	HR	RBI	TB	SLG%	BB	HBP	SO	GDP	OB%	SF	SH	SB	ATT	PO	A	E	FLD%
2018	.000	1	0	1	0	0	0	0	0	0	0	.000	0	0	0	0	.000	0	0	0	0	0	0	0	.000



JACK OWEN



POSITION
Left-Handed Pitcher

CLASS
Sophomore

BATS / THROWS
L/L

HEIGHT - WEIGHT
6-2 - 174

EXPERIENCE
1L

HOMETOWN
Aliso Viejo, Calif.

HIGH SCHOOL
JSerra Catholic

2018 - FRESHMAN YEAR

Made 14 appearances with seven starts ... turned in a 2-2 record and 5.97 ERA ... struck out 35 batters in 34.2 innings pitched ... made his collegiate debut in the second game of the season vs. Longwood (Feb. 17) ... picked up his first collegiate save after throwing 3.0 scoreless innings vs. BYU (Mar. 3) ... also turned in 3.0 scoreless innings and struck out five batters en route to picking up his second straight save vs. Georgia Tech (Mar. 13) ... made his first collegiate start a week later at Georgia Tech (Mar. 20) ... earned his first win after throwing 4.0 scoreless innings and striking out four in the Capital City Classic vs. Alabama (Mar. 27) ... turned in a scoreless inning of relief in his SEC debut vs. Missouri (Apr. 1) ... pitched a season-high 5.1 innings and struck out five while earning the win vs. Samford (Apr. 24) ... struck out a season-high six batters in back-to-back midweek starts vs. South Alabama (Feb. 24) and Troy (May 15) ... turned in a scoreless inning of relief at Ole Miss (May 11) ... started the SEC Tournament opener vs. Kentucky (May 22) ... turned in a 3.12 ERA in his last five trips to the bump.

HIGH SCHOOL

Played for Brett Kay at JSerra Catholic High School in San Juan Capistrano, Calif. ... appeared in 26 games and made 16 starts during his freshman and sophomore seasons ... posted a 17-1 record over the two seasons and registered ERAs of 1.81 and 1.84 ... struck out 94 batters in 100 innings pitched ... Second Team All-State as a sophomore ... two-time First Team All-Trinity ... 2015 Perfect Game Pitcher of the Year ... 2015 Perfect Game Underclass National Championship Most Valuable Pitcher ... posted a 4-0 record with one save and a 0.00 ERA in the event ... second team Louisville Slugger High School All-American 2016 ... 2016 Underclass 2nd team All-American ... 2017 West Coast League Pitcher of the Year and Summer Collegiate Second Team All-American ... rated the No. 2 left-handed pitcher in California and a top-200 player nationally ... member of the Academic Honor Roll from 2013-17.

PERSONAL

Son of Robert and Lauren Owen ... has three siblings, Charlotte, Molly and Harry ... born May 26, 1998 in Miami, Fla.

OWEN AT A GLANCE

CAREER RECORD

at Plainsman Park.....	1-0
On Road/Neutral.....	1-2
vs. SEC.....	1-0
vs. SEC West.....	1-0
vs. SEC East.....	0-0

CAREER HIGHS

Innings.....	5.1 vs. Samford (4/24/18)
Hits.....	9, at Georgia Tech (3/20/18)
Runs.....	6, at Georgia Tech (3/20/18)
Earned Runs.....	6, at Georgia Tech (3/20/18)
Walks.....	3, two times
Strikeouts.....	6, two times
Pitches.....	93, at Troy (5/15/18)



JACK OWEN'S CAREER APPEARANCES

*-Starter

2018 - FRESHMAN YEAR

Date	Opp (Res.)	DEC	QS	IP	H	R	ER	BB	SO	HR	ERA	NP
2/17	LONGWOOD (W, 25-1)	-	-	1.0	1	1	1	2	1	0	9.00	29
3/3	BYU (W, 21-4)	-	-	3.0	2	0	0	0	1	0	2.25	33
3/13	GEORGIA TECH (W, 12-7)	-	-	3.0	2	0	0	1	5	0	1.29	45
3/20	*at Georgia Tech (L, 4-6)	L	-	3.1	9	6	6	2	3	1	6.10	56
3/27	*vs Alabama (W, 5-2)	W	-	4.0	1	0	0	2	4	0	4.40	73
4/1	#24 MISSOURI (L, 0-5)	-	-	1.0	1	0	0	0	1	0	4.11	18
4/3	ALABAMA A&M (W, 19-5)	-	-	1.0	4	2	2	0	1	1	4.96	26
4/7	at #5 Arkansas (L, 2-13)	-	-	0.0	1	4	4	3	0	0	7.16	20
4/10	*at Samford (L, 3-12)	L	-	1.0	5	4	4	0	0	1	8.83	23
4/24	*SAMFORD (W, 7-2)	W	-	5.1	6	2	2	0	5	0	7.54	77
5/8	*SOUTH ALABAMA (W, 10-4)	-	-	4.0	3	3	2	1	6	0	7.09	66
5/11	at Ole Miss (L, 3-8)	-	-	1.0	1	0	0	0	1	0	6.83	10
5/15	*at Troy (L, 5-9)	-	-	4.1	5	1	1	2	6	0	6.19	93
5/22	*vs. Kentucky (W, 4-3)	-	-	2.2	2	1	1	3	1	1	5.97	43

ALL GAMES

Year	ERA	W	L	App	GS	CG	SHO	CBO	SV	IP	H	R	ER	BB	SO	2B	3B	HR	BF	B/Avg	WP	HBP	BK	SFA	SHA
2018	5.97	2	2	14	7	0	0	0	2	34.2	43	24	23	16	35	5	0	4	161	.312	4	5	0	0	2

SEC GAMES ONLY

Year	ERA	W	L	App	GS	CG	SHO	CBO	SV	IP	H	R	ER	BB	SO	2B	3B	HR	BF	B/Avg	WP	HBP	BK	SFA	SHA
2018	18.00	0	0	3	0	0	0	0	0	2.0	3	4	4	3	2	0	0	0	11	.375	0	0	0	0	0





BLAKE SCHILLECI



POSITION
Left-Handed Pitcher

CLASS
Senior

BATS / THROWS
L/L

HEIGHT - WEIGHT
5-10 - 198

EXPERIENCE
1L

PREVIOUS SCHOOL
Wallace-Hanceville

HOMETOWN
Birmingham, Ala.

HIGH SCHOOL
Oak Mountain

2018 - JUNIOR YEAR

Made six relief appearances in his first season with the team ... made his Auburn debut and pitched 0.2 scoreless innings with a strikeout vs. Georgia State (Feb. 20) ... pitched a season-high 1.2 innings vs. Bryant (Feb. 23) ... tossed 0.2 scoreless innings at UAB (Mar. 6) ... matched a season-high with 1.2 scoreless innings and a strikeout vs. Memphis (Mar. 14).

JUNIOR COLLEGE

Played for Randy Putnam at Wallace State Community College in Hanceville, Ala. ... went 1-0 with a 2.88 ERA as a freshman ... struck out 9.36 batters per nine innings ... posted a 4-3 record with a team-best 1.60 ERA in 16 appearances as a sophomore ... struck out 32 batters in 33.2 innings ... earned the NJCAA Pinnacle Award (4.0 GPA) for the 2016-17 academic year ... named to the 2016-17 First Team All NJCAA Academic Team ... was awarded the Wallace State CC 2017 President's Cup for being selected as the most outstanding student by the faculty and administration.

HIGH SCHOOL

Played for Brian Breeze at Oak Mountain High School in Birmingham, Ala. ... posted a 6-2 record with a 1.28 ERA in 14 appearances and 11 starts his senior year ... named 7A All-State Honorable Mention ... selected to the All Over the Mountain Team, All Shelby County Team and Birmingham All Metro Team ... was also a member of the National Honor Society, Mu Alpha Theta (Mathematics Honor Society) and Rho Kappa (Social Studies Honor Society).

PERSONAL

Son of Keith and Leslie Schilleci ... has one sister, Carli ... was a member of the Oak Mountain High School Drum Line for three years ... Software Engineering major.College of Business.

SCHILLECI AT A GLANCE

CAREER RECORD

at Plainsman Park.....	0-0
On Road/Neutral.....	0-0
vs. SEC.....	0-0
vs. SEC West.....	0-0
vs. SEC East.....	0-0

CAREER HIGHS

Innings.....	1.2, two times
Hits.....	3, at Kentucky (3/25/18)
Runs.....	3, vs. Bryant (2/23/18)
Earned Runs.....	3, vs. Bryant (2/23/18)
Walks.....	1, three times
Strikeouts.....	1, three times
Pitches.....	36, vs. Bryant (2/23/18)



BLAKE SCHILLECI'S CAREER APPEARANCES

2018 - JUNIOR YEAR		DEC	QS	IP	H	R	ER	BB	SO	HR	ERA	NP
Date	Opp (Res.)											
2/20	GEORGIA STATE (W, 3-2)	-	-	0.2	0	0	0	1	1	0	0.00	14
2/23	BRYANT (W, 15-7)	-	-	1.2	2	3	3	0	0	1	11.57	36
3/6	at UAB (W, 11-8)	-	-	0.2	1	0	0	1	1	0	9.00	11
3/10	NORTHEASTERN (W, 14-8)	-	-	0.1	1	1	1	1	0	1	10.80	11
3/14	MEMPHIS (W, 5-4)	-	-	1.2	1	0	0	0	1	0	7.20	22
3/25	at Kentucky (L, 3-13)	-	-	0.2	3	2	2	0	0	0	9.53	15

ALL GAMES

Year	ERA	W	L	App	GS	CG	SHO	CBO	SV	IP	H	R	ER	BB	SO	2B	3B	HR	BF	B/Avg	WP	HBP	BK	SFA	SHA
2018	9.53	0	0	6	0	0	0	0	0	5.2	8	6	6	3	3	2	0	2	31	.333	0	2	0	1	1

SEC GAMES ONLY

Year	ERA	W	L	App	GS	CG	SHO	CBO	SV	IP	H	R	ER	BB	SO	2B	3B	HR	BF	B/Avg	WP	HBP	BK	SFA	SHA
2018	27.00	0	0	1	0	0	0	0	0	0.2	3	2	2	0	0	0	0	0	5	.600	0	0	0	0	0



JUDD WARD



POSITION
Outfielder

CLASS
Sophomore

BATS / THROWS
L/R

HEIGHT - WEIGHT
6-1 - 195

EXPERIENCE
1L

HOMETOWN
Russellville, Ala.

HIGH SCHOOL
Russellville

2018 - FRESHMAN YEAR

Made 21 starts and played in 37 games during his freshman campaign ... hit .250 with nine runs scored and eight RBI ... made 12 starts and saw action in 18 of 30 SEC games ... came off the bench and went 2-for-2 with two RBI at Georgia Tech (Mar. 20) ... drove in a run in a come-from-behind win at Kentucky (Mar. 25) ... went 2-for-4 with a run, double, triple and RBI in comeback win vs. Mississippi State (Apr. 15) ... went 2-for-5 with a RBI in the series opener at Alabama (Apr. 20) ... matched a season high with two RBI at Troy (May 15) ... went 1-for-3 in the Gainesville Super Regional opener vs. Florida (June 9) ... made a diving catch on the left-field line to preserve a tie game vs. Florida in the decisive third game.

HIGH SCHOOL

Was a three-time 5A state champion for Chris Heaps at Russellville High School ... turned in a .468 career average and totaled 11 home runs with 114 RBI ... stole 81 bases and scored 189 runs in 144 games ... rated the 11th best player and fifth best outfielder in Alabama ... three-time First Team All-State performer ... turned in a career-best year as a sophomore, hitting .511 with five home runs and 49 RBI ... named the 2016 5A Player of the Year and Times Daily Hitter of the Year after collecting 80 hits — 30 for extra bases — and driving in 41 runs while turning in a .488 average ...

earned 2017 Collegiate Baseball First Team All-American honors after hitting .407 with four home runs as a senior ... also named a Max-Preps All-American ... played basketball.

PERSONAL

Son of David and Tracy Ward ... has three siblings, Channing Wright and Jake and Jaret Ward ... Exercise Science major ... his dad, David, and brother, Jake, played baseball at North Alabama.

CAREER HIGHS	
At Bats:	5, three times
Runs:	1, nine times
Hits:	2, five times
RBI:	2, two times
Doubles:	1, two times
Triples:	1, vs. Mississippi State (4/15/18)
HR:	None
Hit Streak:	3 (2018)
Reach Base:	8 (2018)

MULTI-HIT GAMES	
Year	2 3 4 5+ Total
2018	5 - - - 5
Totals	5 -- -- -- 5

MULTI-RBI GAMES	
Year	2 3 4 5+ Total
2018	2 - - - 2
Totals	2 -- -- -- 2



ALL GAMES

Year	Avg	GP	GS	AB	R	H	2B	3B	HR	RBI	TB	SLG%	BB	HBP	SO	GDP	OB%	SF	SH	SB	ATT	PO	A	E	FLD%
2018	.250	37	21	84	9	21	2	1	0	8	25	.298	9	3	20	0	.344	0	1	0	2	53	2	1	.982

SEC GAMES ONLY

Year	Avg	GP	GS	AB	R	H	2B	3B	HR	RBI	TB	SLG%	BB	HBP	SO	GDP	OB%	SF	SH	SB	ATT	PO	A	E	FLD%
2018	.195	18	12	41	5	8	1	1	0	3	11	.268	7	1	7	0	.327	0	1	0	1	37	1	0	1.000





RYAN WATSON

37

POSITION
Right-Handed Pitcher

CLASS
Junior

BATS / THROWS
R/R

HEIGHT - WEIGHT
6-5 - 215

EXPERIENCE
2L

HOMETOWN
Auburn, Ala.

HIGH SCHOOL
Auburn

2018 - SOPHOMORE YEAR

Saw action in seven games and made two starts on the mound ... posted a 4.76 ERA ... made his season debut and pitched a scoreless inning with a strikeout vs. Longwood (Feb. 17) ... drew his first start and went 3.1 innings with two strikeouts vs. Georgia State (Feb. 20) ... made another midweek start and matched his innings total with 3.1 vs. Memphis (Mar. 14) ... threw 1.2 innings of hitless relief and struck out a season-high three batters at Georgia Tech (Mar. 20) ... also got an inning of action at Kentucky (Mar. 25) and vs. Alabama A&M (Apr. 3).

2017 - FRESHMAN YEAR

Was the Tigers' most-used freshman arm as he made 22 appearances and two starts on the mound ... Posted a 1-1 record with a 5.17 ERA ... Struck out 22 batters in 31.1 innings pitched ... Allowed six earned runs in his first 19.1 innings (2.79 ERA) ... Made his Auburn debut vs. George Washington (2/18) ... Earned his first collegiate win in 1.1 innings pitched vs. Presbyterian (3/11) ... Came out of the bullpen to toss 2.2 innings in a blowout win vs. Florida (3/17) ... Pitched 2.2 innings of relief and struck out a season-high three batters in a Capital City Classic win against Alabama (3/28) ... Made his first collegiate start in a 6-5 win vs. South Carolina (4/2) ... Made his second and final start of the season and pitched a season high 3.0 innings against Arkansas (4/23) ... Pitched a scoreless innings of relief vs. Ole Miss (5/20) ... Made an appearance in the NCAA Tournament vs. Florida State (6/5).

WATSON AT A GLANCE

CAREER RECORD

at Plainsman Park.....	2-0
On Road / Neutral Site.....	0-1
vs. SEC.....	0-0
vs. SEC West.....	0-0
vs. SEC East.....	0-0

CAREER HIGHS

Innings.....	3.1, two times
Hits.....	5, two times
Runs.....	3, two times
Earned Runs.....	3, two times
Walks.....	3, vs. Memphis (3/14/18)
Strikeouts.....	3, two times
Pitches.....	60, vs. Memphis (3/14/18)





RYAN WATSON'S CAREER APPEARANCES


*-Starter

2017 - FRESHMAN YEAR

Date	Opp (Res.)	DEC	QS	IP	H	R	ER	BB	SO	HR	ERA	NP
2/18	GEORGE WASHINGTON (L, 5-9)	-	-	0.2	2	1	1	0	1	0	13.50	10
2/26	HOLY CROSS (W, 13-4)	-	-	1.0	0	0	0	0	2	0	5.40	15
3/3	LIPSCOMB (W, 8-0)	-	-	1.0	0	0	0	0	2	0	3.38	16
3/5	LIPSCOMB (L, 7-8)	-	-	1.1	1	0	0	1	2	0	2.25	29
3/10	PRESBYTERIAN (L, 8-11)	-	-	0.0	1	1	1	0	0	0	4.50	2
3/11	PRESBYTERIAN (W, 7-5)	W	-	1.1	1	2	0	2	1	0	3.38	37
3/14	UAB (W, 4-0)	-	-	2.0	0	0	0	0	2	0	2.45	23
3/17	#5 FLORIDA (W, 14-3)	-	-	2.2	2	1	1	0	2	0	2.70	28
3/21	at Georgia Tech (W, 7-4)	-	-	1.2	0	0	0	1	0	0	2.31	17
3/24	at Georgia (W, 2-1)	-	-	1.0	2	1	1	0	0	0	2.84	-
3/28	vs. Alabama (W, 4-3)	-	-	2.2	1	0	0	2	3	0	2.35	43
4/2	*#6 SOUTH CAROLINA (W, 6-5)	-	-	2.0	4	1	1	0	1	0	2.60	33
4/8	at Texas A&M (L, 3-6)	-	-	1.0	3	1	1	1	0	0	2.95	23
4/11	at Samford (W, 16-15)	-	-	1.0	1	0	0	1	1	0	2.79	21
4/15	at Tennessee (W, 8-1)	-	-	1.0	2	1	1	0	1	1	3.10	16
4/18	at Kennesaw State (W, 15-7)	-	-	1.0	2	2	2	1	1	0	3.80	20
4/23	*#16 ARKANSAS (W, 11-6)	-	-	3.0	5	2	2	0	0	0	4.07	43
5/7	ALABAMA (L, 9-11)	L	-	1.1	2	2	1	0	2	0	4.21	27
5/9	at UAB (L, 2-8)	-	-	0.2	4	3	3	0	0	0	5.13	16
5/20	OLE MISS (L, 4-8)	-	-	1.0	0	0	0	0	0	0	4.94	15
5/25	vs. #13 Arkansas (L, 0-12)	-	-	2.2	3	1	1	2	1	0	4.80	50
6/5	at #16 Florida State (L, 0-6)	-	-	1.1	3	2	2	0	0	0	5.17	23

2018 - SOPHOMORE YEAR

Date	Opp (Res.)	DEC	QS	IP	H	R	ER	BB	SO	HR	ERA	NP
2/17	LONGWOOD (W, 25-1)	-	-	1.0	0	0	0	0	1	0	0.00	13
2/20	*GEORGIA STATE (W, 3-2)	-	-	3.1	5	2	2	0	2	0	4.15	47
3/6	at UAB (W, 11-8)	-	-	0.0	1	0	0	1	0	0	4.15	5
3/14	*MEMPHIS (W, 5-4)	-	-	3.1	4	3	3	3	2	0	5.87	60
3/20	at Georgia Tech (L, 4-6)	-	-	1.2	0	0	0	1	3	0	4.82	25
3/25	at #8 Kentucky (L, 3-13)	-	-	1.0	2	1	1	0	1	0	5.23	24
4/3	ALABAMA A&M (W, 19-5)	-	-	1.0	1	0	0	0	0	0	4.76	12



HIGH SCHOOL

Played at Auburn High School for coach Matt Cimo ... Helped team to Class 7A State Championship game as a senior ... Posted a 5-1 record with a 1.98 ERA in 60 innings as a senior ... Struck out 62 with only 22 walks ... Posted a 1-1 record with a 2.17 ERA as a junior ... 2016 ASWA Second Team All-State ... Selected by the Los Angeles Dodgers in the 39th round of the 2016 MLB Draft ... 2016 Rawlings/Perfect Game Honorable Mention All-American ... Southeast All-Region honoree ... 2015 Underclass Honorable Mention ... Ranked No. 9 in the state of Alabama by Perfect Game ... No. 3 right-handed pitcher in Ala. ... No. 147 right-handed pitcher in the nation ... Perfect Game ranked him No. 366 nationally in 2017.

PERSONAL

Son of Doug and D'Anne Watson ... Has one sibling, Reese ... Studying in the College of Business.

ALL GAMES

Year	ERA	W	L	App	GS	CG	SHO	CBO	SV	IP	H	R	ER	BB	SO	2B	3B	HR	BF	B/Avg	WP	HBP	BK	SFA	SHA
2017	5.17	1	1	22	2	0	0	2	0	31.1	39	21	18	11	22	8	3	1	131	.298	4	1	0	2	0
2018	4.76	0	0	7	2	0	0	0	0	11.1	13	6	6	5	9	5	0	0	50	.310	1	1	0	1	1
Totals	5.06	1	1	29	4	0	0	2	0	42.2	52	27	24	16	31	13	3	1	195	.301	5	2	0	3	1

SEC GAMES ONLY

Year	ERA	W	L	App	GS	CG	SHO	CBO	SV	IP	H	R	ER	BB	SO	2B	3B	HR	BF	B/Avg	WP	HBP	BK	SFA	SHA
2017	5.54	0	1	8	2	0	0	0	0	13.0	20	9	8	1	6	3	2	1	57	.351	2	1	0	2	0
2018	9.00	0	0	1	0	0	0	0	0	1.0	2	1	1	0	1	1	0	0	4	.500	0	0	0	0	0
Totals	5.79	0	1	9	2	0	0	0	0	14.0	22	10	9	1	7	4	2	1	65	.361	2	1	0	2	0





STEVEN WILLIAMS

41

POSITION
Outfielder/Catcher

CLASS
Sophomore

BATS / THROWS
L/R

HEIGHT - WEIGHT
6-3 - 216

EXPERIENCE
1L

HOMETOWN
Albany, Ga.

HIGH SCHOOL
Deerfield-Windsor

2018 - FRESHMAN YEAR

Played and started in 65 games as a freshman ... ranked tied for second on the team with 12 home runs and third with 51 RBI ... his 12 home runs were the fourth most by an Auburn freshman and his 51 RBI were sixth ... Hit .291 and led the team with a .409 on-base percentage ... was named to the SEC All-Freshman Team ... earned Freshman All-American honors from Collegiate Baseball, D1 Baseball and Perfect Game/Rawlings ... homered in his first collegiate at-bat and went 4-for-4 with three runs scored and seven RBI in his Auburn debut ... his seven RBI were the most by an Auburn player since 2011 ... turned in three hits and drove in three runs vs. Bryant (Feb. 23) ... went 7-for-12 with three runs, four doubles and four RBI in the series vs. BYU (Mar. 2-3) ... hit his third home run and went 3-for-5 with three RBI vs. Northeastern (Mar. 10) ... homered in back-to-back games vs. Texas A&M (Mar. 17-18), including a grand slam in a come-from-behind win Saturday ... turned in three multi-hit efforts in a spa of five games from Mar. 20-27 ... was named the SEC Freshman of the Week after going 6-for-10 with a home run, seven runs scored and eight RBI in a three-game sweep at Alabama (Apr. 20-21) ... went 4-for-4 with a double and home run vs. Samford (Apr. 24) ... homered in the series opener against Ole Miss (May 10) and LSU (May 17) ... was named to the Raleigh Regional All-Tournament Team after going 8-for-13 with a double, triple, home run and five RBI in three games ... went 4-for-4 with four runs scored, a double, home run and four RBI in the regional opening win vs. Northeastern (June 1) ... collected three hits and scored a pair of runs in the regional championship win vs. N.C. State (June 3) ... homered in the program's first super regional win vs. Florida (June 10) ... went 1-for-3 with a RBI in the decisive third game in Gainesville.

HIGH SCHOOL

Played for Jonathan Davis at Deerfield-Windsor High School in Albany, Ga. ... three-time All-State honoree ... 2017

Collegiate Baseball and Rawlings-Perfect Game First Team All-American ... 2016 Under Armour All-American ... rated the No. 2 catcher in Georgia and No. 3 catcher in the country by Perfect Game ... led Deerfield-Windsor to back-to-back state championships in 2015-16 ... hit .474 or higher in each of his final three seasons ... turned in a .504 average and hit 11 home runs as a junior ... hit .493 with seven home runs during his senior season ... set the Deerfield-Windsor single-season and career home run record ... member of Team USA 15U national team and 17U national team development program ... rated the No. 114 overall prospect heading into the draft ... was selected in the 35th round of the 2017 MLB Draft by the New York Yankees ... also starred in football ... All-State and All-Region running back/linebacker.

PERSONAL

Son of Steve and Melissa Williams ... has one sibling, Tesie ... studying in the College of Business.

CAREER HIGHS	
At Bats:	6, vs. Bryant (2/23/18)
Runs:	4, two times
Hits:	4, three times
RBI:	7, vs. Longwood (2/17/18)
Doubles:	2, vs. BYU (3/3/18)
Triples:	1, vs. Army (6/2/18)
HR:	1, 12 times
Hit Streak:	6 (2018)
Reach Base:	13 (2018)

MULTI-HIT GAMES					
Year	2018	2018	2018	2018	Total
	2	3	4	5+	16
Totals	7	6	3	--	16

MULTI-RBI GAMES					
Year	2018	2018	2018	2018	Total
	2	3	4	5+	15
Totals	8	4	2	1	15



ALL GAMES

Year	Avg	GP	GS	AB	R	H	2B	3B	HR	RBI	TB	SLG%	BB	HBP	SO	GDP	OB%	SF	SH	SB	ATT	PO	A	E	FLD%
2018	.291	65	65	244	54	71	10	1	12	51	119	.488	45	5	50	3	.409	2	0	1	1	147	15	3	.982

SEC GAMES ONLY

Year	Avg	GP	GS	AB	R	H	2B	3B	HR	RBI	TB	SLG%	BB	HBP	SO	GDP	OB%	SF	SH	SB	ATT	PO	A	E	FLD%
2018	.255	30	30	106	23	27	0	0	6	20	45	.425	25	2	22	1	.403	1	0	1	1	54	4	2	.967



TROY #26
BEARDEN OF/C

6-2 • 225 • Fr. • HS
Trussville, Ala. (Next Level Baseball)
R/R

HIGH SCHOOL

Four-year letterwinner for Tyler Courson at Next Level Baseball Academy ... rated by perfect game as a top 500 player nationally and the No. 12 player in Alabama ... hit .390 with eight doubles, six home runs and 40 RBI as a senior ... named 2A First Team All-State ... 2018 Rawlings/Perfect Game Honorable Mention All-American ... hit .370 or better in all four high school seasons ... hit 14 home runs and drove in 140 in his career ... also scored 128 runs in 150 career games ... was named the Perfect Game Academy Showdown MVP.

PERSONAL

Son of Dennis and Lisa Bearden ... has two siblings, Alex and Katie ... member of the academic Beta Club ... also played a year of basketball and football ... enrolled in College of Business.



RYAN #9
BLISS IF

5-9 • 165 • Fr. • HS
LaGrange, Ga. (Troup)
R/R

HIGH SCHOOL

Played at Troup County High School for coach Craig Garner ... rated the second best shortstop and 15th best overall player in Georgia ... also ranked the 96th best player in the country by Perfect Game ... named a 2018 Rawlings-Perfect Game 2nd Team All-American ... has stolen 64-of-66 bases in his high school career ... named a 2017 First Team Preseason Underclass All-American by Perfect Game ... also named 2017 Second Team All-State and the Troup High School Team MVP ... three-time First Team All-Region honoree ... competed in the 2016 USA Baseball Tournament of Stars ... drafted in the 30 round by the Boston Red Sox.

PERSONAL

Troup High School Senior Class President ... member of the National Honor Society ... also played one year of varsity basketball ... son of Isiah and Rhonda Bliss ... enrolled in the College of Education.



JARRETT #5
EATON OF

5-9 • 162 • Fr. • HS
Mobile, Ala. (St. Paul's Episcopal)
L/R

HIGH SCHOOL

Played at St. Paul's Episcopal (Ala.) for coach Andy Robbins ... rated the No. 2 second baseman and No. 18 overall player in Alabama by Perfect Game ... 2018 Rawlings-Perfect Game Honorable Mention All-American ... hit .378 with 11 RBI as a junior ... followed it with a .462 average with 22 doubles and nine triples as a senior ... stole 110 bases in his high school career ... named 2017 Honorable Mention All-State and Underclass High Honorable Mention by Perfect Game ... was also a four-year letter winner and two-time state champion on St. Paul's football team ... named 2016 Honorable Mention All-State and First Team All-Region as a wide receiver.

PERSONAL

Son of Johnnie and Barbara Eaton ... has two siblings, Johnnie and Jennifer ... enrolled in College of Business.



RICHARD #43
FITTS RHP

6-3 • 185 • Fr. • HS
Helena, Ala. (Helena)
R/R

HIGH SCHOOL

Played for P.J. Guy at Helena (Ala.) High School ... rated the No. 27 player and No. 11 right-hander in Alabama by Perfect Game ... 2018 Rawlings-Perfect Game Honorable Mention All-American ... has 102 strikeouts as a senior with an ERA of 1.68 ... also named a 2017 Perfect Game Underclass High Honorable Mention All-American ... missed most of the 2017 season with an injury, but Helena won the AHSAA 6A State Championship and finished No. 1 in a national poll ... was named All-Shelby County Honorable Mention as a sophomore.

PERSONAL

Served as the SGA President of Helena High School ... son of Danny and Angie Fitts ... has two brothers, Trevor and Nathan ... Trevor played baseball at Mississippi State and currently serves as the program's coordinator of baseball operations ... enrolled in College of Science and Mathematics.





BROOKS FULLER #18
LHP

6-2 • 215 • Fr. • HS
Auburn, Ala. (Auburn)
L/L

HIGH SCHOOL

Played at Auburn High School for coach Matt Cimo ... rated by Perfect Game as the 10th best left-handed pitcher in the state ... 2018 Rawlings-Perfect Game Southeast Region Honorable Mention All-American ... ASWA Pitcher and Player of the Year ... went 9-2 with a 1.24 ERA as a senior ... struck out 67 batters in 62.1 innings and held opponents to a .178 batting average ... made 13 appearances as a junior and went 8-1 with a 2.70 ERA ... helped lead team to 2018 AHSAA 7A state baseball title ... was also a four-year member of the Auburn High football team and was the team's starting quarterback.

PERSONAL

Son of Mark and Lori Fuller ... his dad, Mark, is a former Auburn baseball player and pitching coach from 2001-04 ... has one brother, Brady ... enrolled in College of Human Sciences.



KYLE GRAY #36
LHP

5-10 • 205 • R-Jr. • JC
Austin, Texas (Blinn)
L/L

JUNIOR COLLEGE

Played two season for Harvey McIntyre at Blinn Junior College ... went 7-1 with a 2.73 ERA as a sophomore ... struck out 91 batters in 66.0 innings pitched ... earned All-Region and All-Conference honors ... named Leroy Dryer Award winner — Blinn Junior College MVP.

HIGH SCHOOL

Played for Sam Degelia at Bowie High School (Austin) ... three-time First Team All-District honoree ... two-time District MVP and District Newcomer of the Year as a sophomore ... earned All-Region honors as a senior.

PERSONAL

Son of Norman and Brandi Gray ... has two brothers, Cole and Cody ... enrolled in College of Liberal Arts.



CHASE HALL #11
C

6-2 • 215 • R-Jr. • JC
Roanoke, Ala. (Southern Union)
R/R

2018

Did not see action.

JUNIOR COLLEGE

Played for Joe Jordan at Southern Union State Community College ... saw action in 60 games in his two seasons with the Bison ... committed just one error behind the plate ... caught 41.2 percent of would-be base stealers as a freshman and 31.8 percent as a sophomore ... hit one home runs and drove in 16 as a sophomore ... had five games with two or more RBI.

HIGH SCHOOL

Played for Todd Cole at Handley High School in Roanoke, Ala.

PERSONAL

Son of Tim and Kristy Hall ... has two siblings, Zack and Gracie ... Marketing major.



JACKSON HENDERSON #21
IF/OF

6-0 • 175 • Jr. • JC
Selma, Ala. (Lurleen B. Wallace)
R/R

JUNIOR COLLEGE

Played two seasons for Steve Helms at Lurleen B. Wallace Community College ... hit .356 in 31 games as a freshman ... played in 49 games as a sophomore and hit .242 ... turned in eight doubles and one home run while driving in 14 ... stole 8-of-8 bases.

HIGH SCHOOL

Played four seasons for Jeremy Carter at John T. Morgan Academy ... was named a two-time team MVP and AISA All-Star in 2015 and 2016 ... also played football and basketball.

PERSONAL

Son of Allen and Kerry Henderson ... has two siblings, Gunnar and Cade ... his brother Gunnar signed with Auburn in the class of 2019.



BAILEY HORN #8
LHP

6-2 • 212 • R-So. • JC
West, Texas (McLennan)
L/L

JUNIOR COLLEGE

Played at McLennan Community College for coach Mitch Thompson ... posted a 7-0 record with a 3.86 ERA his freshman season ... struck out 77 batters in 77.0 IP ... was named All-Region V ... tabbed a top 75 junior college prospect by Perfect Game.

HIGH SCHOOL

Played at West (Texas) High School for coach Cory Beckham ... went 13-0 with a 1.34 ERA and struck out 120 batters as a junior ... followed it with a 13-3 record and 1.30 ERA as a senior ... led his team to back-to-back 3A State Championships and was named the Tournament MVP on both occasions ... two-time Texas Sports Writers Association Class 3A Player of the Year and First-Team All-State honoree.

PERSONAL

Son of Jeffrey and Christine Horn ... has two siblings, Jace and Jordan ... enrolled in College of Business.



ED JOHNSON #7
IF

6-1 • 175 • Fr. • HS
Trussville, Ala. (Hewitt-Trussville)
R/R

HIGH SCHOOL

Played for Jeff Mauldin at Hewitt-Trussville High School ... rated the No. 26 overall player and the No. 3 shortstop in Alabama ... also tabbed the No. 119 shortstop nationally ... hit .336 with seven doubles and 19 RBI as a senior ... went 4-2 with a 1.91 ERA and six saves on the mound ... 2018 Rawlings-Perfect Game Honorable Mention All-American ... named a 2017 Perfect Game Underclass High Honorable Mention All-American ... hit .404 with a home run and 33 RBI as a sophomore ... named 2016 ASWA Honorable Mention All-State after leading Hewitt-Trussville to the AHSAA 7A State Championship ... followed it with a .343 average as a junior ... also lettered in football in 2016.

PERSONAL

Son of Tommy and Debbie Johnson ... has three siblings, Hunter, Abbey and Anna Grace ... enrolled in College of Business.



KASON HOWELL #16
OF

6-0 • 185 • Fr. • HS
Argyle, Texas (Liberty Christian)
R/R

HIGH SCHOOL

Played at Liberty Christian (Texas) School for coach Johnny Isom ... rated the No. 24 outfielder in the state and a top-500 player nationally ... hit .462 with six home runs and 39 RBI as a senior ... set the school record for most doubles (16) in a season as a sophomore and most hits (63) in a season as a junior ... named TAPPS First Team All-State in 2017 and 2018 and Second Team All-State in 2016 ... also a two-time All-District I honoree and the 2017 District I Offensive Player of the Year ... helped lead team to 2018 TAPPS Division I State Championship ... drafted in the 20th round by the Boston Red Sox ... also a four-year starter at free safety on the football team, where he was a two-time TAPPS All-District and All-State performer ... state champion in the long jump.

PERSONAL

Son of Eric and Kristy Howell ... his dad served on the Auburn football staff under Tommy Tuberville in 2006 ... has three siblings, Jon Aaron, Kyle and Julia ... enrolled in College of Agriculture.



EVERETT LAU #2
IF/OF

5-10 • 185 • Jr. • JC
Oahu, Hawaii (College of San Mateo)
L/R

JUNIOR COLLEGE

Played for Doug Williams at the College of San Mateo for two seasons ... hit .381 with nine doubles, four triple and 32 RBI in 42 games played as a freshman ... also turned in a .381 average with 17 doubles, two triple, four home runs, 45 RBI and 48 runs scored in 45 games as a sophomore ... two-time Golden Gate League First Team All-Conference selection.

HIGH SCHOOL

Played for coach Kurt Miyahira and Iolani High School in Honolulu, Hawaii ... hit .462 with 10 doubles, three home runs and 15 RBI as a senior ... named 2016 First Team All-State ... also a three-year varsity bowler in high school.

PERSONAL

Son of Robert and Emelene Lau ... has one sibling, Emerson ... enrolled in College of Liberal Arts.





FORD #36
LUTTRELL RHP
 6-0 • 181 • Fr. • HS
 Madison, Ala. (Bob Jones)
 L/R

2018
 Did not see action.

HIGH SCHOOL
 Played for Jared Smith at Bob Jones High School in Madison, Ala. ... went 5-2 with a 2.69 ERA in 10 games as a senior ... struck out 90 batters in 52 innings ... held opponents to a .160 average ... rated the 42nd best player and 20th best right-handed pitcher in Alabama ... 2017 Rawlings/Perfect Game Honorable Mention All-American and Southeast All-Region Second Team.

PERSONAL
 Son of Alex and Shelaine Luttrell ... has one brother, Andrew ... Software Engineering major.



WILL #33
MORRISON RHP
 6-2 • 180 • Fr. • HS
 Cullman, Ala. (Cullman)
 R/R

HIGH SCHOOL
 Played for Brent Patterson at Cullman High School ... posted a 28-7 career record with three saves and a 1.28 ERA ... went 8-3 with a 0.64 ERA and struck out 101 batters in 77 innings as a senior ... was named the 2018 6A Pitcher of the Year and First Team All-State ... went 10-1 with a 0.81 ERA his junior season ... two-time Collegiate Baseball First Team High School All-American ... was named the 2017 Cullman Times Pitcher of the Year and the 2018 Cullman Times Player of the Year ... led his team to the 2015 6A State Championship and back-to-back runner-up finishes in 2016-17.


PERSONAL
 Son of Greg and Brooke Morrison ... has one brother, Grant ... two great uncles, Joe Roy and Larry Adams, played baseball at Mississippi State ... enrolled in College of Business.



BRODY #19
MOORE IF
 6-0 • 185 • Fr. • HS
 Oneonta, Ala. (Oneonta)
 R/R

HIGH SCHOOL
 Played at Oneonta (Ala.) High School for his dad, Brandon Moore ... rated the fourth best shortstop and 31th best player in Alabama by Perfect Game ... also tabbed a top 500 player in the class of 2018 ... went 10-1 with a 1.16 ERA as a senior ... hit .545 with 11 doubles and 30 RBI ... 2018 ASWA 4A Pitcher of the Year and first team member ... two-time Honorable Mention All-State honoree by the Alabama Sports Writers Association ... 2018 Rawlings-Perfect Game Honorable Mention All-American ... one of nine Alabamians named to Collegiate Baseball High School All-American Team ... was a member of the North Team in the 2017 Alabama High School All-Star Games and was also selected to the 2017 Alabama Baseball Coaches Association All-Star Team ... also played high school basketball and is a member of the 1,000-point club.

PERSONAL
 Son of Brandon and Kerri Moore ... his dad was an All-SEC player at Auburn (1991-94) and a member of the 1994 College World Series team ... has one brother, Braden ... enrolled in College of Business.



MATT #6
SCHEFFLER C
 6-2 • 190 • Jr. • JC
 Kirkland, Wash. (Pierce)
 R/R

JUNIOR COLLEGE
 Played two seasons for Kevin Davis at Pierce Community College ... hit .369 with 12 doubles, two triples, one home run and 22 RBI as a sophomore ... was named the Tacoma Athletic Commission Player of the Year and Second Team All-NWAC ... turned in a .398 average with five doubles, one triple, two home runs and 15 RBI as a freshman ... two-time All-Region selection ... turned in 24 assists and made two errors behind the plate as a sophomore.

HIGH SCHOOL
 Played for Derek Bingham at Lake Washington High School ... hit .400 with 12 doubles and 18 RBI in 25 games as a senior ... set the school record for doubles in a single-season ... led his team to its first state championship in school history ... earned all-league and all-state honors his senior season.

PERSONAL
 Has two brothers, Tom and Joe Scheffler ... pair of cousins, Steve and Tony Scheffler, played professionally for the Seattle Super Sonic and Denver Broncos/Detroit Lions, respectively ... enrolled in College of Liberal Arts.

**CARSON
SKIPPER** #29
LHP6-3 • 195 • Fr. • HS
Trussville, Ala. (Hewitt-Trussville)
L/L**HIGH SCHOOL**

Played at Hewitt-Trussville (Ala.) High School for coach Jeff Mauldin ... rated the No. 7 left-handed pitcher and No. 28 overall player in the state by Perfect Game ... also tabbed the No. 90 southpaw nationally ... posted a 9-3 record with a 1.50 ERA as a senior ... hit .406 with 16 doubles, eight triples, four homers, and 49 RBI ... his 11 wins on the mound as a sophomore are a school record ... led Hewitt-Trussville to its first AHSAA State Championship in 2016 and earned Tournament MVP honors ... posted an 8-1 record with a 1.31 ERA and 91 strikeouts as a junior ... three-time ASWA First Team All-State ... 2018 All-Birmingham Player of the Year ... 2018 Rawlings-Perfect Game Honorable Mention All-American ... 2016 and 2017 Underclass High Honorable Mention.

PERSONAL

Son of Scott and Tammy Skipper ... has one sister, Katelyn, who also attends Auburn ... his father, grandfather and great-grandfather were all collegiate athletes ... great-grandfather, William Henry Cuppett, played professional baseball for the Buffalo Bisons ... enrolled in College of Business.

**DAWSON
SWEATT** #25
LHP6-2 • 190 • Fr. • HS
Fayetteville, Ga. (Starr's Mill)
R/L**HIGH SCHOOL**

Played at Starr's Mill (Ga.) High School for coach Brent Moseley ... rated the No. 7 left-handed pitcher in Georgia and the No. 66 overall player in the state ... also rated a top-500 player nationally ... 2018 Rawlings-Perfect Game Honorable Mention All-American ... Underclass Honorable Mention and 2017 Underclass High Honorable Mention ... 2017 Prospect Select team member ... earned All-Region honors as a junior.

PERSONAL

Son of Todd and Kristi Sweatt ... has two siblings, Lynsey and Camdyn ... enrolled in College of Engineering.

**GARRETT
WADE** #40
LHP6-2 • 205 • Fr. • HS
Hartselle, Ala. (Hartselle)
L/L**HIGH SCHOOL**

Played at Hartselle (Ala.) High School for coach William Booth ... ranked the No. 1 left-hander in Alabama and No. 7 lefty in the country by Perfect Game ... also tabbed the No. 2 overall player in the state and No. 71 player in the nation ... was named a 2017 Under Armour All-American and got an inning of action in the game played at Wrigley Field last summer ... 2018 Rawlings-Perfect Game 2nd Team All-American ... named Gatorade Player of the Year in Alabama ... MaxPreps 2nd Team All-American ... went 7-2 on the mound with a 1.02 ERA ... hit .391 with nine doubles while reaching base at a .485 clip ... drafted in the 38th round by the Tampa Bay Rays.

PERSONAL

Son of Michael and Kelly Wade ... has two siblings, Jordan and Brody ... enrolled in College of Education.

**DEVIN
WARNER** #3
OF/IF6-3 • 205 • Fr. • HS
Cartersville, Ga. (Cartersville)
S/R**HIGH SCHOOL**

Played at Cartersville High School for coach Kyle Tucker ... rated the third best shortstop and 19th best overall player in the state by Perfect Game ... also tabbed the No. 141 player in the country ... 2018 Rawlings-Perfect Game 3rd Team All-American ... named a 2016 Underclass High Honorable Mention and 2017 First Team Preseason Underclass All-American by Perfect Game ... won the 2016 Connie Mack World Series ... drafted in the 30th round by the Arizona Diamondbacks.

PERSONAL

Son of Scott and Lora Warner ... has one sister, Ashlyn ... enrolled in College of Agriculture.



**RANKIN**

#4

WOLEY**IF**

6-0 • 210 • Jr. • JC

Atlanta, Ga. (Chattahoochee Valley)

R/R

JUNIOR COLLEGE

Played for Adam Thomas at Chattahoochee Valley ... hit .460 with 27 doubles, 11 home runs, 93 RBI and 58 runs scored ... set the single-seas record for hits (93), doubles and RBI ... had multiple hits in 31 of 60 games played and drove in multiple runs in 26 contests ... was named NJCAA First Team All-American and the Alabama Community College Conference Player of the Year ... led his team to the ACCC Championship and was named to the ACCC All-Tournament Team ... earned All-Region Southeastern District First Team honors ... made the NJCAA Academic Honor Roll.

2017 - FRESHMAN AT LSU

Played in 26 games and earned eight starts for the national runner-up Tigers ... hit .267 with four doubles, one triple, five RBI and eight runs ... collected a double and two RBI in win vs. Grambling (Apr. 4) ... went 2-for-5 with a triple and RBI vs. Maryland (Feb. 25) ... doubled, drove in a run and scored two runs the following day against the Terrapins ... was a member of the 2017 SEC Academic Honor Roll.

HIGH SCHOOL

Four-year starter and two-way player for Chad Laney at The Westminster School ... completed his career as the school's all-time leader in every offensive category, including 30 home runs ... was rated as the No. 141 player in the country by Perfect Game ... recorded 10 homers, a .941 slugging percentage and a .578 on-base percentage ... also posted a 1.05 ERA with 32 strikeouts and five saves in 20 innings pitched ... led Westminster to its first baseball state championship in 41 years in 2016 ... named 2016 3A Player of the Year, First Team All-State, Louisville Slugger All-American and to the USA today All-USA Team ... also led the school to its first football state championship in 37 years as a two-way starter at quarterback and safety ... was a member of the National Honor Society.

PERSONAL

Son of Darrin and Rena Woley ... has three siblings, Grayson, Turner and Hayes ... comes from a line of athletes — father, Darrin was on the swimming and diving team at Arizona State; grandfather, Paul, was a record-setting track & field athlete at Missouri-Rolla; great grandfather, Lewis Critchlow, played in the St. Louis Cardinals organization ... enrolled in College of Business.



**2018 Auburn Baseball
Overall Statistics for Auburn (as of Jan 23, 2019)
(All games Sorted by Batting avg)**



Record: 43-23 Home: 29-6 Away: 8-15 Neutral: 6-2 SEC: 15-15

Player	avg	gp-gs	ab	r	h	2b	3b	hr	rbi	tb	slg%	bb	hp	so	gdp	ob%	sf	sh	sb-att	po	a	e	fld%
25 Estes, Jay	.329	66-64	237	52	78	19	0	0	33	97	.409	21	9	33	4	.401	2	3	13-16	128	7	1	.993
17 Holland, Will	.313	66-65	249	61	78	18	0	12	52	132	.530	28	13	49	3	.406	3	3	9-11	69	151	11	.952
8 Venter, Brendan	.307	66-65	251	44	77	15	0	12	45	128	.510	19	15	45	4	.385	3	2	1-2	281	48	5	.985
3 Anthony, Josh	.301	64-63	216	43	65	13	0	4	40	90	.417	33	7	42	7	.402	5	1	7-13	215	80	12	.961
41 Williams, Steven	.291	65-65	244	54	71	10	1	12	51	119	.488	45	5	50	3	.409	2	0	1-1	147	15	3	.982
10 Julien, Edouard	.275	62-59	207	47	57	7	0	17	69	115	.556	38	5	79	1	.398	1	0	7-10	20	25	0	1.000
24 Davis, Conor	.268	53-47	164	26	44	9	0	2	34	59	.360	25	4	40	6	.371	4	0	3-6	71	2	4	.948
22 Wright, Brett	.258	62-59	209	45	54	14	0	11	45	101	.483	37	10	48	3	.388	4	3	1-4	514	43	8	.986
9 Jarvis, Luke	.253	60-58	229	49	58	13	2	3	28	84	.367	21	1	64	1	.319	0	3	7-9	84	143	6	.974

5 Evans, Cade	.333	17-0	3	8	1	0	0	0	0	1	.333	1	0	0	0	.500	0	0	0-0	1	0	1	.500
1 Ward, Judd	.250	37-21	84	9	21	2	1	0	8	25	.298	9	3	20	0	.344	0	1	0-2	53	2	1	.982
38 Olson, Brett	.250	4-0	4	0	1	1	0	0	0	2	.500	1	0	0	0	.400	0	0	0-0	1	0	0	1.000
2 Johnson, Jeremy	.244	26-10	45	14	11	2	0	0	10	13	.289	6	6	6	2	.404	0	0	1-1	32	0	2	.941
21 Rojas, Mike	.154	17-1	13	2	2	0	0	0	0	2	.154	3	0	4	1	.313	0	0	0-0	23	2	0	1.000
27 Ingram, Dylan	.125	29-15	56	13	7	1	0	0	7	8	.143	20	6	17	0	.393	2	1	0-0	62	4	1	.985
19 McGuffin, Bowen	.083	10-2	12	0	1	0	0	0	1	1	.083	2	0	4	0	.214	0	0	0-0	7	0	0	1.000
Totals	.282	66	2223	467	626	124	4	73	423	977	.439	309	84	501	35	.386	26	17	50-75	1737	593	61	.974
Opponents	.248	66	2195	299	545	127	11	54	279	856	.390	223	34	595	33	.325	18	22	42-61	1687	541	67	.971

LOB - Team (508), Opp (456). DPs turned - Team (42), Opp (45). CI - Team (0), Opp (3). IBB - Team (3), Julien, E. 2, Williams, S. 1, Opp (3). Picked off - Julien, E. 2, Holland, W. 1.

(All games Sorted by Earned run avg)

Player	era	w-l	app	gs	cg	sho	sv	ip	h	r	er	bb	so	2b	3b	hr	b/avg	wp	hp	bks	sfa	sha
20 Greenhill, Cody	2.30	6-3	21	0	0	0/2	5	58.2	53	17	15	19	55	10	1	7	.242	3	4	0	0	4
7 Burns, Tanner	3.01	7-4	17	17	0	0/2	0	86.2	73	41	29	37	77	23	1	10	.225	1	0	1	1	2
32 Mize, Casey	3.30	10-6	17	17	3	1/1	0	114.2	84	43	42	16	156	20	1	10	.201	5	5	0	2	4
12 Mitchell, Andrew	4.29	2-2	16	10	0	0/1	0	50.1	42	25	24	21	62	14	2	4	.223	3	4	2	0	1
23 Coker, Calvin	4.78	3-2	29	1	0	0/3	7	58.1	59	33	31	21	54	10	2	6	.261	6	3	0	3	2
13 Daniel, Davis	4.86	3-4	19	10	0	0/1	0	66.2	74	40	36	32	70	17	2	7	.278	3	1	1	1	3

18 Herndon, Corey	2.87	1-0	14	0	0	0/0	0	15.2	13	5	5	11	13	2	0	0	.236	0	2	1	1	1
14 Anderson, Elliott	3.64	5-0	24	0	0	0/1	1	29.2	25	18	12	15	32	8	0	1	.229	4	2	0	3	1
37 Watson, Ryan	4.76	0-0	7	2	0	0/0	0	11.1	13	6	6	5	9	5	0	0	.310	1	1	0	1	1
16 Malczewski, Welby	5.66	4-0	24	0	0	0/0	2	35.0	39	26	22	18	19	7	1	1	.291	2	2	1	3	0
44 Owen, Jack	5.97	2-2	14	7	0	0/0	2	34.2	43	24	23	16	35	5	0	4	.312	4	5	0	0	2
52 Hoerter, Ryan	6.23	0-0	7	2	0	0/0	0	8.2	9	6	6	7	5	0	1	2	.273	4	1	0	2	0
31 Schilleci, Blake	9.53	0-0	6	0	0	0/0	0	5.2	8	6	6	3	3	2	0	2	.333	0	2	0	1	1
4 Glavine, Peyton	27.00	0-0	5	0	0	0/0	0	3.0	10	9	9	2	5	4	0	0	.526	0	2	0	0	0
Totals	4.13	43-23	66	66	3	5/4	17	579.0	545	299	266	223	595	127	11	54	.248	36	34	6	18	22
Opponents	6.31	23-43	66	66	0	2/2	8	562.1	626	467	394	309	501	124	4	73	.282	77	84	9	26	17

PB - Team (12), Wright, B. 6, Williams, S. 4, Rojas, M. 2, Opp (13). Pickoffs - Team (9), Wright, B. 4, Coker, C. 2, Owen, J. 1, Burns, T. 1, Williams, S. 1, Opp (3). SBA/ATT - Wright, B. (32-43), Daniel, D. (9-12), Mize, C. (7-11), Coker, C. (10-10), Williams, S. (6-7), Owen, J. (4-7), Burns, T. (2-4), Watson, R. (1-3), Anderson, E. (1-3), Greenhill, C (2-3), Malczewski (2-3), Herndon, C. (1-2), Rojas, M. (2-2), Mitchell, A. (2-2), Schilleci (1-1).



2018 SEC STATS



2018 Auburn Baseball
Conference statistics for Auburn (as of Jan 23, 2019)
(SEC games only Sorted by Batting avg)



Record: 15-15 Home: 10-5 Away: 5-10 SEC: 15-15

Player	avg	gp-gs	ab	r	h	2b	3b	hr	rbi	tb	slg%	bb	hp	so	gdp	ob%	sf	sh	sb-att	po	a	e	fld%	
25 Estes, Jay	.315	30-30	108	21	34	5	0	0	11	39	.361	8	3	17	3	.375	1	1	8-10	53	3	0	1.000	
17 Holland, Will	.307	30-29	114	23	35	10	0	4	21	57	.500	9	4	23	0	.375	1	2	2-2	24	67	4	.958	
9 Jarvis, Luke	.282	30-30	110	25	31	7	1	2	13	46	.418	8	0	35	1	.331	0	1	3-3	40	78	3	.975	
3 Anthony, Josh	.257	30-30	101	14	26	4	0	1	11	33	.327	12	2	23	3	.348	0	1	2-4	83	35	6	.952	
41 Williams, Steven	.255	30-30	106	23	27	0	0	6	20	45	.425	25	2	22	1	.403	1	0	1-1	54	4	2	.967	
8 Venter, Brendan	.248	30-30	109	18	27	7	0	5	21	49	.450	8	6	25	2	.328	2	0	0-0	149	21	3	.983	
24 Davis, Conor	.246	21-16	57	9	14	1	0	2	12	21	.368	5	2	12	1	.323	1	0	0-2	29	2	3	.912	
22 Wright, Brett	.238	30-30	105	17	25	6	0	4	22	43	.410	14	4	17	2	.341	3	1	0-2	266	15	7	.976	
10 Julien, Edouard	.200	29-28	95	16	19	1	0	8	27	44	.463	18	1	38	1	.333	0	0	2-3	0	1	0	1.000	

2 Johnson, Jeremy	.250	7-1	8	1	2	0	0	0	2	2	.250	1	1	0	1	.400	0	0	0-0	6	0	0	1.000	
21 Rojas, Mike	.250	6-0	4	1	1	0	0	0	0	1	.250	1	0	0	0	.400	0	0	0-0	9	1	0	1.000	
1 Ward, Judd	.195	18-12	41	5	8	1	1	0	3	11	.268	7	1	7	0	.327	0	1	0-1	37	1	0	1.000	
27 Ingram, Dylan	.125	11-3	16	1	2	0	0	0	0	2	.125	3	1	8	0	.300	0	1	0-0	10	0	0	1.000	
19 McGuffin, Bowen	.000	2-1	4	0	0	0	0	0	0	0	.000	0	0	2	0	.000	0	0	0-0	3	0	0	1.000	
38 Olson, Brett	.000	1-0	1	0	0	0	0	0	0	0	.000	0	0	0	0	.000	0	0	0-0	0	0	0	.000	
5 Evans, Cade	.000	4-0	0	2	0	0	0	0	0	0	.000	0	0	0	0	.000	0	0	0-0	0	0	0	.000	
Totals	.256	30	979	176	251	42	2	32	163	393	.401	119	27	229	15	.350	9	8	18-28	771	261	30	.972	
Opponents	.256	30	996	148	255	65	6	26	140	410	.412	95	10	271	13	.324	9	5	21-25	768	252	23	.978	

LOB - Team (199), Opp (196). DPs turned - Team (16), Opp (21). CI - Team (0), Opp (1). IBB - Team (2), Julien, E. 1, Williams, S. 1, Opp (1). Picked off - Julien, E. 1.

(SEC games only Sorted by Earned run avg)

Player	era	w-l	app	gs	cg	sho	sv	ip	h	r	er	bb	so	2b	3b	hr	b/avg	wp	hp	bk	sfa	sha
20 Greenhill, Cody	2.42	2-2	8	0	0	0/1	2	26.0	24	9	7	9	24	6	0	2	.245	1	2	0	0	1
32 Mize, Casey	3.23	5-4	10	10	2	0/0	0	69.2	55	25	25	7	95	15	1	7	.212	2	2	0	0	2
7 Burns, Tanner	4.08	3-3	10	10	0	0/1	0	46.1	40	30	21	22	46	14	1	8	.227	1	0	1	1	0
12 Mitchell, Andrew	4.62	2-1	8	4	0	0/1	0	25.1	20	13	13	10	29	6	1	1	.213	2	1	1	0	0
13 Daniel, Davis	5.24	1-4	10	6	0	0/1	0	34.1	37	24	20	20	36	11	1	2	.272	3	0	0	1	2
23 Coker, Calvin	6.84	0-1	15	0	0	0/1	3	25.0	31	21	19	10	21	3	1	4	.301	1	2	0	1	0

4 Glavine, Peyton	0.00	0-0	1	0	0	0/0	0	0.1	1	0	0	0	1	0	0	0	.500	0	0	0	0	0
18 Herndon, Corey	3.86	0-0	3	0	0	0/0	0	4.2	5	2	2	4	4	1	0	0	.294	0	0	0	1	0
16 Malczewski, Welby	4.20	2-0	9	0	0	0/0	0	15.0	22	10	7	5	7	5	0	1	.344	0	2	0	2	0
14 Anderson, Elliott	9.00	0-0	8	0	0	0/0	0	5.0	8	5	5	5	4	3	0	0	.381	2	1	0	2	0
37 Watson, Ryan	9.00	0-0	1	0	0	0/0	0	1.0	2	1	1	0	1	1	0	0	.500	0	0	0	0	0
52 Hoerter, Ryan	10.80	0-0	2	0	0	0/0	0	1.2	4	2	2	0	1	0	1	1	.500	1	0	0	1	0
44 Owen, Jack	18.00	0-0	3	0	0	0/0	0	2.0	3	4	4	3	2	0	0	0	.375	0	0	0	0	0
31 Schilleci, Blake	27.00	0-0	1	0	0	0/0	0	0.2	3	2	2	0	0	0	0	0	.600	0	0	0	0	0
Totals	4.48	15-15	30	30	2	2/2	5	257.0	255	148	128	95	271	65	6	26	.256	13	10	2	9	5
Opponents	5.52	15-15	30	30	0	1/1	6	256.0	251	176	157	119	229	42	2	32	.256	33	27	4	9	8

PB - Team (1), Wright, B. 1, Opp (2). Pickoffs - Team (5), Wright, B. 3, Burns, T. 1, Coker, C. 1, Opp (1). SBA/ATT - Wright, B. (19-22), Mize, C. (7-8), Coker, C. (7-7), Daniel, D. (3-4), Rojas, M. (2-2), Malczewski (0-1), Greenhill, C (1-1), Owen, J. (1-1), Watson, R. (0-1), Burns, T. (1-1), Mitchell, A. (1-1).



2018 PITCHING NOTES

2018 BULLPEN BY NUMBERS

Table with 2 columns: Statistic (Total App, Saves/Opp, IR/IRS, BA Against, ERA) and Value (154, 17/21, 144/60, .263, 4.39)

SAVES/OPP

Table with 2 columns: Pitcher Name (Calvin Coker, Cody Greenhill, Jack Owen, Welby Malczewski) and Saves/Opp (7/10, 5/6, 2/2, 2/2)

INHERITED RUNNERS/SCORED

Table with 2 columns: Pitcher Name (Elliott Anderson, Calvin Coker, Davis Daniel, Peyton Glavine, Cody Greenhill, Corey Herndon, Ryan Hoerter, Welby Malczewski, Andrew Mitchell, Jack Owen, Blake Schilleci, Ryan Watson) and Inherited Runners/Scored (25/10, 32/10, 12/3, 2/1, 20/9, 13/8, 2/2, 16/5, 9/4, 2/2, 6/4, 5/2)

1ST BATTER FACED/RETIRED

Table with 2 columns: Pitcher Name (Elliott Anderson, Calvin Coker, Davis Daniel, Peyton Glavine, Cody Greenhill, Corey Herndon, Ryan Hoerter, Welby Malczewski, Andrew Mitchell, Jack Owen, Blake Schilleci, Ryan Watson) and 1st Batter Faced/Retired (24/15, 28/21, 9/5, 5/1, 21/14, 14/10, 5/3, 24/16, 6/4, 7/2, 6/2, 5/3)

RELIEF ERA

Table with 2 columns: Pitcher Name (Ryan Watson, Cody Greenhill, Corey Herndon, Elliott Anderson, Davis Daniel, Ryan Hoerter, Calvin Coker, Welby Malczewski, Jack Owen, Andrew Mitchell, Blake Schilleci, Peyton Glavine) and Relief ERA (1.93, 2.30, 2.87, 3.64, 3.70, 3.86, 4.80, 5.66, 6.30, 6.48, 9.53, 27.00)

BP SCORELESS IP (current/long)

Table with 2 columns: Pitcher Name (Elliott Anderson, Calvin Coker, Davis Daniel, Peyton Glavine, Cody Greenhill, Corey Herndon, Ryan Hoerter, Welby Malczewski, Andrew Mitchell, Casey Mize, Jack Owen, Blake Schilleci, Ryan Watson) and BP Scoreless IP (2.1, 2.1, 5.2, 0.1, 11.0, 11.0, 2.0, 0.1, 6.1, 8.2, 10.2, 7.1, 3.2, 4.1)

2018 Auburn Baseball Team Game-by-Game for Auburn (as of Jan 23, 2019) Pitching (All games)

Main pitching log table with columns: Date, Opponent, ip, h, r, er, bb, so, 2b, 3b, hr, wp, bk, hbp, dp, lbb, score, w-l, sv, era

AUBURN STARTING PITCHER BREAKDOWN

Table with 5 columns: Starter, GS, Quality Starts, Run Support, RS/Start, Auburn Record

Auburn Overall Rankings

Table with 3 columns: Category, Rank, No.

Auburn SEC-Only Rankings

Table with 3 columns: Category, Rank, No.

AUBURN PITCHING BREAKDOWN

Table with 17 columns: W-L, ERA, IP, H, R, ER, BB, K, HR, AVG, HOME, ROAD, NEUT, W-L, ERA, IP, H, R, ER, BB, K, HR, AVG





2018 HITTING NOTES

2018 MULTI-HIT GAMES

	2	3	4	5+	Total
Jay Estes	20	5	-	-	25
Brendan Venter	16	6	2	-	24
Will Holland	16	6	1	-	23
Josh Anthony	13	4	1	-	18
Edouard Julien	12	4	-	-	16
Steven Williams	7	6	3	-	16
Luke Jarvis	12	3	-	-	15
Brett Wright	12	2	-	-	14
Conor Davis	11	2	-	-	13
Judd Ward	5	-	-	-	5
Jeremy Johnson	1	1	-	-	2
Dylan Ingram	1	-	-	-	1

CAREER MULTI-HIT GAMES

	2	3	4	5+	Total
Jay Estes	35	9	-	-	44
Josh Anthony	28	6	2	-	36
Will Holland	20	7	1	-	28
Luke Jarvis	21	6	1	-	28
Conor Davis	22	4	-	-	26
Brendan Venter	16	6	2	-	24
Steven Williams	7	6	3	-	16
Edouard Julien	12	4	-	-	16
Brett Wright	12	2	-	-	14
Dylan Ingram	10	3	-	-	13
Jeremy Johnson	3	2	-	-	5
Bowen McGuffin	3	2	-	-	5
Judd Ward	5	-	-	-	5
Mike Rojas	1	-	-	-	1

2018 MULTI-RBI GAMES

	2	3	4	5+	Total
Edouard Julien	5	7	6	-	18
Will Holland	10	4	1	-	15
Steven Williams	8	4	2	1	15
Brett Wright	7	4	1	-	12
Conor Davis	7	2	1	1	11
Brendan Venter	4	4	1	2	11
Josh Anthony	7	1	1	1	10
Luke Jarvis	6	2	1	-	9
Jay Estes	6	-	-	-	6
Jeremy Johnson	3	-	-	-	3
Judd Ward	2	-	-	-	2
Dylan Ingram	1	-	-	-	1

CAREER MULTI-RBI GAMES

	2	3	4	5+	Total
Josh Anthony	15	3	2	1	21
Will Holland	10	7	2	-	19
Conor Davis	11	4	2	1	18
Edouard Julien	5	7	6	-	18
Luke Jarvis	9	4	1	1	15
Steven Williams	8	4	2	1	15
Jay Estes	14	-	-	-	14
Brett Wright	7	4	1	-	12
Brendan Venter	4	4	1	2	11
Dylan Ingram	3	4	2	-	9
Jeremy Johnson	4	1	-	-	5
Judd Ward	2	-	-	-	2
Mike Rojas	-	1	-	-	1

CAREER STARTS

	Career	Consec.
Josh Anthony	125	28
Jay Estes	123	58
Luke Jarvis	106	13
Will Holland	106	33
Conor Davis	85	-
Dylan Ingram	69	-
Brendan Venter	65	63
Steven Williams	65	65
Edouard Julien	59	38
Brett Wright	59	44
Bowen McGuffin	32	-
Jeremy Johnson	22	-
Judd Ward	21	1
Mike Rojas	5	-

TEAM NOTES

Auburn Overall SEC Rankings			Auburn SEC-Only Rankings		
Category	Rank	No.	Category	Rank	No.
Avg.	7th	282	Avg.	9th	256
Hits	4th	626	Hits	10th	251
2B	4th	124	2B	10th	42
BB	1st	309	BB	5th	119
Sac Flies	6th	26	Sac flies	7th	9

2018 AUBURN HOME RUNS

No.	Player (#)	Opponent (Date)	On	Outs	Inn.	Pitcher
1	Brett Wright (1)	Longwood (2/16)	0	1	8th	Gregory (L)
2	Steven Williams (1)	Longwood (2/17)	2	2	1st	Boydston (R)
3	Brendan Venter (1)	Longwood (2/)	2	2	2nd	Boydston (R)
4	Will Holland (1)	Longwood (2/17)	1	2	3rd	Moxey (R)
5	Brett Wright (2)	Bryant (2/23)	0	1	4th	Theetge (L)
6	Steven Williams (2)	Bryant (2/23)	2	2	4th	Snyder (L)
7	Brendan Venter (2)	Bryant (2/24)	0	1	8th	Lacey (R)
8	Luke Jarvis (1)	at South Alabama (2/27)	2	1	8th	Lambert (R)
9	Edouard Julien (1)	vs. BYU (3/2)	2	1	2nd	Wood (R)
10	Edouard Julien (2)	vs. BYU (3/3 - G1)	3	1	7th	Burru (L)
11	Josh Anthony (1)	at UAB (3/6)	2	2	7th	Cordrey (R)
12	Brett Wright (3)	at UAB (3/6)	2	1	8th	Harris (L)
13	Brendan Venter (3)	vs. Northeastern (3/9)	1	1	1st	Christian (R)
14	Brendan Venter (4)	vs. Northeastern (3/10 - G1)	0	2	1st	Brown (R)
15	Brett Wright (4)	vs. Northeastern (3/10 - G1)	1	2	1st	Brown (R)
16	Steven Williams (3)	vs. Northeastern (3/10 - G1)	1	2	2nd	Brown (R)
17	Josh Anthony (2)	vs. Northeastern (3/10 - G1)	0	0	6th	Stiehl (R)
18	Brett Wright (5)	vs. Northeastern (3/10 - G1)	0	0	6th	Stiehl (R)
19	Edouard Julien (3)	vs. Northeastern (3/10 - G1)	0	1	6th	Stiehl (R)
20	Will Holland (2)	vs. Georgia Tech (3/13)	0	0	2nd	Chapman (R)
21	Will Holland (3)	vs. Texas A&M (3/17)	1	0	5th	Doxakis (L)
22	Steven Williams (4)	vs. Texas A&M (3/17)	3	2	8th	Roa (R)
23	Steven Williams (5)	vs. Texas A&M (3/18)	0	1	6th	Kilkenny (R)
24	Brett Wright (6)	at Kentucky (3/23)	0	0	7th	Hjelle (R)
25	Edouard Julien (4)	vs. Alabama (3/27)	2	1	2nd	Duke (R)
26	Will Holland (4)	vs. Alabama (3/27)	0	2	2nd	Duke (R)
27	Will Holland (5)	vs. Alabama (3/27)	0	0	7th	Vainer (R)
28	Edouard Julien (5)	vs. Missouri (3/30)	0	0	7th	Gubelman (R)
29	Brett Wright (7)	vs. Alabama A&M (4/3)	2	1	1st	Milam (R)
30	Brendan Venter (5)	vs. Alabama A&M (4/3)	0	2	2nd	Milam (R)
31	Edouard Julien (6)	vs. Alabama A&M (4/3)	1	0	6th	Figueroa (R)
32	Edouard Julien (7)	at Arkansas (4/6)	0	2	4th	Knight (R)
33	Steven Williams (6)	at Arkansas (4/7)	0	0	4th	Murphy (L)
34	Brett Wright (8)	at Arkansas (4/7)	0	0	4th	Murphy (L)
35	Will Holland (6)	at Samford (4/10)	0	0	5th	Rich (R)
36	Brendan Venter (6)	vs. Mississippi State (4/15)	2	1	6th	Gordon (R)
37	Steven Williams (7)	at Alabama (4/20)	0	0	4th	Finnerty (R)
38	Edouard Julien (8)	at Alabama (4/20)	2	1	5th	Finnerty (R)
39	Brendan Venter (7)	at Alabama (4/20)	3	2	6th	Vainer (R)
40	Josh Anthony (3)	at Alabama (4/21 - G2)	1	1	4th	Cameron (R)
41	Edouard Julien (9)	at Alabama (4/21 - G2)	2	2	8th	Stutts (R)
42	Steven Williams (8)	vs. Samford (4/24)	1	2	4th	Rude (R)
43	Edouard Julien (10)	at Florida (4/27)	2	1	1st	Kowar (R)
44	Luke Jarvis (2)	at Florida (4/27)	1	1	6th	Baker (L)
45	Edouard Julien (11)	at Florida (4/28)	2	1	1st	Leftwich (R)
46	Brett Wright (9)	vs. Vanderbilt (5/4)	0	2	1st	Fellows (R)
47	Conor Davis (1)	vs. Vanderbilt (5/4)	2	1	5th	Fellows (R)
48	Brendan Venter (8)	vs. Vanderbilt (5/5)	0	0	2nd	Raby (R)
49	Edouard Julien (12)	vs. Vanderbilt (5/5)	3	2	2nd	Raby (R)
50	Brendan Venter (9)	vs. Vanderbilt (5/6)	0	0	5th	Hickman (R)
51	Conor Davis (2)	vs. Vanderbilt (5/6)	2	1	7th	Brown (R)
52	Will Holland (7)	vs. South Alabama (5/8)	0	0	1st	Eiland (R)
53	Brendan Venter (10)	vs. South Alabama (5/8)	1	0	2nd	Eiland (R)
54	Brendan Venter (11)	vs. South Alabama (5/8)	1	0	4th	Eiland (R)
55	Edouard Julien (13)	vs. South Alabama (5/8)	1	0	5th	Michael (R)
56	Steven Williams (9)	at Ole Miss (5/10)	0	0	6th	Rolison (L)
57	Brett Wright (10)	at Ole Miss (5/11)	0	2	4th	Feigl (R)
58	Brendan Venter (12)	at Ole Miss (5/11)	0	0	9th	Feigl (R)
59	Will Holland (8)	at Ole Miss (5/12)	0	0	1st	McArthur (R)
60	Steven Williams (10)	vs. LSU (5/17)	1	2	2nd	Hess (R)
61	Luke Jarvis (3)	vs. LSU (5/19)	2	0	4th	Fontenot (R)
62	Will Holland (9)	vs. LSU (5/19)	1	1	4th	Fontenot (R)
63	Edouard Julien (14)	vs. LSU (5/19)	2	2	6th	Beck (R)
64	Will Holland (10)	vs. LSU (5/19)	1	1	7th	Moffitt (R)
65	Will Holland (11)	vs. Kentucky (5/22)	0	0	1st	Harper (R)
66	Edouard Julien (15)	vs. Ole Miss (5/23)	3	2	9th	Roth (R)
67	Edouard Julien (16)	vs. Northeastern (6/1)	2	2	1st	Brown (R)
68	Steven Williams (11)	vs. Northeastern (6/1)	2	1	4th	Murphy (R)
69	Brett Wright (11)	vs. Army (6/2)	0	0	4th	Burggraaf (R)
70	Josh Anthony (4)	vs. Army (6/2)	0	0	5th	Burggraaf (R)
71	Will Holland (12)	vs. Army (6/2)	0	0	5th	Burggraaf (R)
72	Edouard Julien (17)	at N.C. State (6/3)	1	2	9th	Swiney (L)
73	Steven Williams (12)	vs. Florida (6/10)	0	1	4th	Kowar (R)

AUBURN CAREER HOME RUN BREAKDOWN

	1R	2R	3R	GS	Career	Home	Road	Last
Anthony	3	1	2	--	6	3	3	6/2/18
Davis	--	--	3	--	3	3	--	5/6/18
Estes	1	--	--	--	1	--	1	6/3/17
Holland	8	5	1	--	15	9	7	6/2/18
Ingram	2	2	2	2	8	4	4	5/6/17
Jarvis	2	3	2	1	8	3	5	5/19/18
Julien	3	3	8	3	17	8	9	6/3/18
Venter	6	3	2	1	12	10	2	5/11/18
Williams	5	3	3	1	12	7	5	6/10/18
Wright	8	1	2	--	11	6	5	6/2/18

HITTING STREAKS

	Current	'18	Career
Josh Anthony	-	6	9
Conor Davis	1	3	11
Jay Estes	-	9	9
Cade Evans	1	1	1
Will Holland	2	8	8
Dylan Ingram	-	1	13
Luke Jarvis	2	10	10
Jeremy Johnson	-	2	5
Edouard Julien	-	6	6
Bowen McGuffin	-	1	7
Brett Olson	-	1	1
Mike Rojas	-	1	2
Brendan Venter	1	11	11
Judd Ward	-	3	3
Steven Williams	2	6	6
Brett Wright	1	6	6

REACHED BASE STREAKS

	Current	'18	Career
Josh Anthony	-	12	13
Conor Davis	1	19	19
Jay Estes	-	9	16
Cade Evans	1	1	1
Will Holland	2	18	18
Dylan Ingram	-	5	23
Luke Jarvis	2	10	10
Jeremy Johnson	1	10	10
Edouard Julien	1	14	14
Bowen McGuffin	-	1	7
Brett Olson	-	2	2
Mike Rojas	-	2	3
Brendan Venter	2	14	14
Judd Ward	-	8	8
Steven Williams	6	13	13
Brett Wright	10	14	14

BUNT HITS

Player	No.
Will Holland	7
Jay Estes	3
Judd Ward	3
Josh Anthony	2
Luke Jarvis	1
Edouard Julien	1
TOTAL	17

SAC BUNTS

Player	No.
Will Holland	3
Jay Estes	3
Leftwich	3
Luke Jarvis	3
Brett Wright	3
Brendan Venter	2
Josh Anthony	1
Dylan Ingram	1
Judd Ward	1
TOTAL	17

SAC FLIES

Player	No.
Josh Anthony	5
Conor Davis	4
Brett Wright	4
Will Holland	3
Brendan Venter	3
Jay Estes	2
Dylan Ingram	2
Steven Williams	2
Edouard Julien	1
TOTAL	26

OUTFIELD ASSISTS

Player	No.
Jay Estes	6
Steven Williams	4
Judd Ward	2
Conor Davis	2
TOTAL	14

PINCH HITS

Player	No.
Judd Ward	3
Edouard Julien	2
Cade Evans	1
Luke Jarvis	1
Jeremy Johnson	1
Brett Olson	1
Mike Rojas	1
TOTAL	10



2018 GAME-BY-GAME HITTING

**2018 Auburn Baseball
Team Game-by-Game for Auburn (as of Jan 23, 2019)
Batting (All games)**

Date	Opponent	ab	r	h	rbi	2b	3b	hr	tb	bb	ibb	sb	cs	hbp	sac	sf	gdp	k	po	a	e	lob	avg
Feb 16	LONGWOOD	32	6	9	6	3	0	1	15	3	0	2	1	3	0	0	0	9	27	16	0	8	.281
Feb 17	LONGWOOD	43	25	22	24	4	0	3	35	13	0	0	0	2	0	2	1	7	27	10	0	11	.413
Feb 18	LONGWOOD	29	3	6	3	3	0	0	9	4	0	0	1	2	0	0	0	5	27	7	0	8	.356
Feb 20	GEORGIA STATE	31	3	6	2	0	0	0	6	5	0	1	0	3	1	0	1	10	27	9	1	11	.319
Feb 21	TROY	34	6	11	6	2	0	0	13	2	0	0	0	1	2	1	0	9	27	12	3	11	.320
Feb 23	BRYANT	34	15	12	12	0	0	2	18	12	0	0	0	5	0	2	1	2	27	6	0	14	.325
Feb 24	BRYANT	33	13	11	12	2	0	0	13	7	0	0	1	4	0	1	0	6	27	7	3	8	.326
Feb 24	BRYANT	29	3	5	3	2	0	1	10	6	0	2	0	1	1	0	0	9	27	10	1	10	.309
Feb 27	at South Alabama	37	7	10	7	2	0	1	15	3	0	2	0	2	0	0	0	2	27	2	1	8	.305
Mar 02	BYU	28	4	8	4	2	0	1	13	4	0	0	0	0	1	1	1	5	27	7	3	6	.303
Mar 03	BYU	42	21	20	18	8	0	1	31	12	0	0	0	1	0	2	0	2	27	6	0	12	.323
Mar 03	BYU	35	9	12	8	2	1	0	16	6	0	2	0	1	0	1	0	3	27	6	0	10	.324
Mar 06	at UAB	35	11	11	10	3	0	2	20	8	0	3	0	2	0	0	2	6	27	8	1	7	.324
Mar 09	NORTHEASTERN	34	6	12	5	4	0	1	19	3	0	1	1	0	0	0	1	7	27	6	1	7	.326
Mar 10	NORTHEASTERN	38	14	14	13	0	0	6	32	5	0	3	1	0	0	0	0	5	27	10	0	5	.329
Mar 10	NORTHEASTERN	28	1	3	1	1	0	0	4	3	0	1	1	0	0	0	0	8	27	6	1	3	.317
Mar 13	GEORGIA TECH	37	12	14	11	6	0	1	23	6	0	2	0	6	0	0	1	5	27	6	0	13	.321
Mar 14	MEMPHIS	29	5	7	3	1	0	0	8	9	0	2	1	1	0	0	2	8	27	10	1	10	.317
*Mar 16	TEXAS A&M	26	4	2	3	0	1	0	4	6	0	2	1	2	0	0	2	4	27	8	1	6	.308
*Mar 17	TEXAS A&M	33	11	11	11	3	0	2	20	5	0	0	0	4	0	0	0	3	27	9	2	7	.309
*Mar 18	TEXAS A&M	30	1	4	1	0	0	1	7	2	0	0	1	2	0	0	0	8	27	11	1	6	.301
Mar 20	at Georgia Tech	38	4	10	4	1	0	0	11	6	0	0	0	0	0	0	0	10	24	9	0	13	.299
*Mar 23	at Kentucky	36	4	9	2	1	0	1	13	0	0	1	0	0	0	0	0	9	25	6	0	5	.297
*Mar 25	at Kentucky	27	4	8	4	1	0	0	9	4	0	1	0	1	1	0	1	4	21	10	0	8	.297
*Mar 25	at Kentucky	22	3	3	3	1	0	0	4	8	0	0	0	0	1	1	0	6	18	5	2	8	.293
Mar 27	vs Alabama	36	5	13	5	2	0	3	24	0	0	0	0	0	0	0	0	3	27	6	0	7	.296
*Mar 30	MISSOURI	29	5	9	5	1	0	1	13	2	0	0	0	1	0	1	1	7	27	11	1	4	.296
*Mar 31	MISSOURI	33	1	7	1	2	0	0	9	5	0	0	1	1	0	0	0	10	27	7	3	11	.293
*Apr 01	MISSOURI	26	0	1	0	0	0	0	1	6	0	0	0	1	0	0	2	9	27	10	2	6	.286
Apr 03	ALABAMA A&M	38	19	14	16	5	0	3	28	13	0	0	0	2	0	1	0	4	27	14	1	11	.289
*Apr 06	at Arkansas	33	1	6	1	0	0	1	9	1	0	0	0	0	0	0	0	7	24	11	1	6	.286
*Apr 07	at Arkansas	31	2	6	2	0	0	2	12	2	0	0	0	0	0	0	1	8	24	5	1	4	.283
*Apr 08	at Arkansas	33	4	7	4	2	0	0	9	2	0	1	0	0	0	0	0	13	26	9	2	4	.281
Apr 10	at Samford	34	3	7	3	0	0	1	10	7	0	0	1	1	0	0	0	10	24	9	1	12	.279
*Apr 13	MISSISSIPPI STAT	28	2	4	2	2	0	0	6	2	0	0	0	2	0	1	0	4	27	15	0	7	.275
*Apr 14	MISSISSIPPI STAT	34	2	5	2	1	0	0	6	2	0	0	0	0	0	0	0	9	27	13	1	7	.271
*Apr 15	MISSISSIPPI STAT	31	7	8	6	2	1	1	15	2	0	1	1	1	0	0	0	8	27	7	0	3	.271
Apr 17	UAB	33	12	8	11	3	0	0	11	6	0	1	1	5	0	1	0	10	27	15	1	9	.270
*Apr 20	at Alabama	45	19	18	18	2	0	3	29	5	0	0	1	1	0	1	0	4	27	8	2	7	.275
*Apr 21	at Alabama	34	5	9	5	0	0	0	9	6	0	1	0	0	1	0	2	9	27	5	0	9	.275
*Apr 21	at Alabama	42	20	19	19	4	0	2	29	9	0	1	1	1	0	1	2	4	27	12	2	6	.280
Apr 24	SAMFORD	32	7	10	6	2	0	1	15	6	0	0	1	1	0	2	0	7	27	14	0	10	.281
*Apr 26	at Florida	31	1	5	1	0	0	0	5	2	0	0	0	1	1	0	0	11	24	7	1	7	.278
*Apr 27	at Florida	41	11	15	10	3	0	2	24	4	1	1	0	1	1	1	1	8	27	4	0	10	.281
*Apr 28	at Florida	33	3	6	3	1	0	1	10	2	0	0	0	2	0	0	1	8	24	10	1	7	.279
*May 04	VANDERBILT	29	4	6	4	0	0	2	12	2	0	1	0	0	0	0	1	6	27	9	1	3	.277
*May 05	VANDERBILT	32	11	13	11	1	0	2	20	7	0	4	0	0	1	1	0	7	27	7	1	6	.280
*May 06	VANDERBILT	36	14	13	12	1	0	2	20	9	0	0	1	1	0	1	0	5	27	10	0	9	.282
May 08	SOUTH ALABAMA	38	10	17	9	3	0	4	32	1	0	1	1	1	0	0	2	8	27	12	2	6	.286
*May 10	at Ole Miss	33	4	6	1	1	0	1	10	4	0	0	1	0	0	0	0	10	24	11	0	6	.283
*May 11	at Ole Miss	37	3	11	3	1	0	2	18	1	0	0	0	0	0	0	1	14	24	11	1	8	.284
*May 12	at Ole Miss	29	3	5	3	1	0	1	9	6	0	1	1	0	1	0	0	13	24	8	2	6	.282
May 15	at Troy	33	5	8	4	2	0	0	10	4	0	0	0	1	0	0	0	11	24	9	1	6	.281
*May 17	LSU	35	11	12	10	5	0	1	20	8	1	2	0	3	0	0	0	7	27	9	1	11	.282
*May 18	LSU	33	2	7	2	3	0	0	10	2	0	0	0	0	0	0	0	10	27	9	0	6	.281
*May 19	LSU	37	14	16	14	3	0	4	31	3	0	1	1	2	1	1	0	4	27	4	1	6	.284
May 22	vs Kentucky	39	4	10	4	1	0	1	14	2	0	0	1	0	0	0	2	11	33	18	0	6	.284
May 23	vs Ole Miss	34	9	8	8	3	0	1	14	8	1	1	1	0	1	0	1	9	27	9	2	7	.283
May 24	vs Texas A&M	31	2	4	2	1	0	0	5	0	0	2	0	3	0	0	0	12	24	10	0	5	.280
May 25	vs Ole Miss	32	0	5	0	1	0	0	6	2	0	1	0	2	0	0	0	9	27	9	0	9	.278
Jun 01	vs Northeastern	37	13	17	10	2	0	2	25	7	0	2	1	1	0	0	1	9	27	10	2	8	.282
Jun 02	vs ARMY	42	12	17	10	4	1	3	32	2	0	2	0	1	0	0	3	11	27	7	0	7	.284
Jun 03	at NC State	39	15	16	13	5	0	1	24	8	0	0	0	1	2	2	1	8	27	9	1	10	.286
Jun 09	at Florida	31	2	5	2	1	0	0	6	2	0	0	0	3	1	0	0	14	24	5	2	8	.285
Jun 10	vs Florida	32	3	7	3	1	0	1	11	1	0	0	0	1	0	0	0	9	27	12	1	6	.284
Jun 11	at Florida	37	2	6	2	0	0	0	6	4	0	1	1	0	0	1	0	9	30	11	1	7	.282
Totals		2223	467	626	423	124	4	73	977	309	3	50	25	84	17	26	35	501	1737	593	61	508	.282





2018 GAME-BY-GAME RESULTS


2018 Auburn Baseball
Game Results for Auburn (as of Jan 23, 2019)
(All games)


Date	Opponent	Score	Inns	Overall	SEC	Pitcher of record	Attend	Time
Feb 16, 2018	LONGWOOD	w 6-0	9	1-0-0	0-0-0	Mize, C. (W 1-0)	3287	2:32
Feb 17, 2018	LONGWOOD	w 25-1	9	2-0-0	0-0-0	Daniel, D. (W 1-0)	3195	3:25
Feb 18, 2018	LONGWOOD	w 3-0	9	3-0-0	0-0-0	Burns, T. (W 1-0)	2643	2:29
Feb 20, 2018	GEORGIA STATE	w 3-2	9	4-0-0	0-0-0	Greenhill, C (W 1-0)	2521	3:05
Feb 21, 2018	TROY	w 6-5	9	5-0-0	0-0-0	Coker, C. (W 1-0)	2919	3:03
Feb 23, 2018	BRYANT	w 15-7	9	6-0-0	0-0-0	Mize, C. (W 2-0)	3441	3:41
Feb 24, 2018	BRYANT-1	w 13-4	9	7-0-0	0-0-0	Anderson, E. (W 1-0)	3714	3:25
Feb 24, 2018	BRYANT-2	w 3-1	9	8-0-0	0-0-0	Coker, C. (W 2-0)	2641	2:48
Feb 27, 2018	at #15 South Alabama	w 7-6	9	9-0-0	0-0-0	Anderson, E. (W 2-0)	4508	2:52
Mar 02, 2018	BYU	w 4-3	9	10-0-0	0-0-0	Mize, C. (W 3-0)	3401	2:33
Mar 03, 2018	BYU-1	w 21-4	9	11-0-0	0-0-0	Daniel, D. (W 2-0)	-	2:55
Mar 03, 2018	BYU-2	w 9-5	9	12-0-0	0-0-0	Burns, T. (W 2-0)	4021	3:00
Mar 06, 2018	at UAB	w 11-8	9	13-0-0	0-0-0	Herndon, C. (W 1-0)	3542	4:05
Mar 09, 2018	NORTHEASTERN	w 6-0	9	14-0-0	0-0-0	Mize, C. (W 4-0)	2616	2:17
Mar 10, 2018	NORTHEASTERN-1	w 14-8	9	15-0-0	0-0-0	Coker, C. (W 3-0)	-	3:06
Mar 10, 2018	NORTHEASTERN-2	L 1-2	9	15-1-0	0-0-0	Burns, T. (L 2-1)	2904	2:36
Mar 13, 2018	GEORGIA TECH	w 12-7	9	16-1-0	0-0-0	Anderson, E. (W 3-0)	2436	3:35
Mar 14, 2018	MEMPHIS	w 5-4	9	17-1-0	0-0-0	Malczewski (W 1-0)	2242	3:20
* Mar 16, 2018	#6 TEXAS A&M	w 4-1	9	18-1-0	1-0-0	Mize, C. (W 5-0)	2854	2:26
* Mar 17, 2018	#6 TEXAS A&M	w 11-5	9	19-1-0	2-0-0	Malczewski (W 2-0)	3228	3:35
* Mar 18, 2018	#6 TEXAS A&M	L 1-5	9	19-2-0	2-1-0	Burns, T. (L 2-2)	3229	2:52
Mar 20, 2018	at Georgia Tech	L 4-6	9	19-3-0	2-1-0	Owen, J. (L 0-1)	1374	3:05
* Mar 23, 2018	at #8 Kentucky	L 4-5	9	19-4-0	2-2-0	Coker, C. (L 3-1)	3158	2:58
* Mar 25, 2018	at #8 Kentucky-1	w 4-3	7	20-4-0	3-2-0	Malczewski (W 3-0)	-	2:48
* Mar 25, 2018	at #8 Kentucky-2	L 3-13	7	20-5-0	3-3-0	Burns, T. (L 2-3)	3130	3:14
Mar 27, 2018	vs Alabama	w 5-2	9	21-5-0	3-3-0	Owen, J. (W 1-1)	7719	2:54
* Mar 30, 2018	#24 MISSOURI	w 5-2	9	22-5-0	4-3-0	Mize, C. (W 6-0)	3629	2:20
* Mar 31, 2018	#24 MISSOURI	L 1-2	9	22-6-0	4-4-0	Daniel, D. (L 2-1)	3286	3:05
* Apr 01, 2018	#24 MISSOURI	L 0-5	9	22-7-0	4-5-0	Burns, T. (L 2-4)	3005	2:54
Apr 03, 2018	ALABAMA A&M	w 19-5	9	23-7-0	4-5-0	Anderson, E. (W 4-0)	2744	3:24
* Apr 06, 2018	at #5 Arkansas	L 1-2	9	23-8-0	4-6-0	Mize, C. (L 6-1)	8609	2:44
* Apr 07, 2018	at #5 Arkansas	L 2-13	9	23-9-0	4-7-0	Daniel, D. (L 2-2)	9817	3:16
* Apr 08, 2018	at #5 Arkansas	L 4-5	9	23-10-0	4-8-0	Greenhill, C (L 1-1)	7530	3:03
Apr 10, 2018	at Samford	L 3-12	9	23-11-0	4-8-0	Owen, J. (L 1-2)	2230	3:19
* Apr 13, 2018	MISSISSIPPI STATE	w 2-1	9	24-11-0	5-8-0	Mize, C. (W 7-1)	3831	2:21
* Apr 14, 2018	MISSISSIPPI STATE	L 2-7	9	24-12-0	5-9-0	Daniel, D. (L 2-3)	4045	2:50
* Apr 15, 2018	MISSISSIPPI STATE	w 7-5	9	25-12-0	6-9-0	Greenhill, C (W 2-1)	2904	3:04
Apr 17, 2018	UAB	w 12-2	9	26-12-0	6-9-0	Anderson, E. (W 5-0)	2390	3:00
* Apr 20, 2018	at Alabama	w 19-5	9	27-12-0	7-9-0	Mize, C. (W 8-1)	5593	3:15
* Apr 21, 2018	at Alabama-1	w 5-0	9	28-12-0	8-9-0	Burns, T. (W 3-4)	-	3:01
* Apr 21, 2018	at Alabama-2	w 20-5	9	29-12-0	9-9-0	Daniel, D. (W 3-3)	6051	3:38
Apr 24, 2018	SAMFORD	w 7-2	9	30-12-0	9-9-0	Owen, J. (W 2-2)	2641	2:50
* Apr 26, 2018	at #1 Florida	L 1-3	9	30-13-0	9-10-0	Mize, C. (L 8-2)	3931	2:22
* Apr 27, 2018	at #1 Florida	w 11-5	9	31-13-0	10-10-0	Greenhill, C (W 3-1)	4404	3:06
* Apr 28, 2018	at #1 Florida	L 3-12	9	31-14-0	10-11-0	Mitchell, A. (L 0-1)	4018	3:01
* May 04, 2018	#17 VANDERBILT	w 4-1	9	32-14-0	11-11-0	Mize, C. (W 9-2)	3599	2:21
* May 05, 2018	#17 VANDERBILT	w 11-5	9	33-14-0	12-11-0	Burns, T. (W 4-4)	3648	3:08
* May 06, 2018	#17 VANDERBILT	w 14-0	9	34-14-0	13-11-0	Mitchell, A. (W 1-1)	3332	3:10
May 08, 2018	SOUTH ALABAMA	w 10-4	9	35-14-0	13-11-0	Malczewski (W 4-0)	2692	2:32
* May 10, 2018	at #5 Ole Miss	L 4-5	9	35-15-0	13-12-0	Daniel, D. (L 3-4)	7851	2:56
* May 11, 2018	at #5 Ole Miss	L 3-8	9	35-16-0	13-13-0	Mize, C. (L 9-3)	9408	2:34
* May 12, 2018	at Ole Miss	L 3-10	9	35-17-0	13-14-0	Greenhill, C (L 3-2)	8655	3:05
May 15, 2018	at Troy	L 5-9	9	35-18-0	13-14-0	Coker, C. (L 3-2)	3189	3:04
* May 17, 2018	LSU	w 11-4	9	36-18-0	14-14-0	Burns, T. (W 5-4)	2988	3:14
* May 18, 2018	LSU	L 2-6	9	36-19-0	14-15-0	Mize, C. (L 9-4)	3746	2:45
* May 19, 2018	LSU	w 14-5	9	37-19-0	15-15-0	Mitchell, A. (W 2-1)	3568	2:57
May 22, 2018	vs Kentucky	w 4-3	(11)	38-19-0	15-15-0	Greenhill, C (W 4-2)	5514	3:37
May 23, 2018	vs Ole Miss	w 9-3	9	39-19-0	15-15-0	Burns, T. (W 6-4)	7126	3:25
May 24, 2018	vs Texas A&M	L 2-4	9	39-20-0	15-15-0	Mize, C. (L 9-5)	9651	2:28
May 25, 2018	vs Ole Miss	L 0-7	9	39-21-0	15-15-0	Mitchell, A. (L 2-2)	0	3:13
Jun 01, 2018	vs Northeastern	w 13-4	9	40-21-0	15-15-0	Burns, T. (W 7-4)	1520	3:14
Jun 02, 2018	vs ARMY	w 12-1	9	41-21-0	15-15-0	Mize, C. (W 10-5)	2743	3:10
Jun 03, 2018	at #9 NC State	w 15-7	9	42-21-0	15-15-0	Greenhill, C (W 5-2)	2771	3:25
Jun 09, 2018	at #1 Florida	L 2-8	9	42-22-0	15-15-0	Mize, C. (L 10-6)	4610	2:49
Jun 10, 2018	vs #1 Florida	w 3-2	9	43-22-0	15-15-0	Greenhill, C (W 6-2)	4537	2:36
Jun 11, 2018	at #1 Florida	L 2-3	(11)	43-23-0	15-15-0	Greenhill, C (L 6-3)	5958	3:28



2018 SUPERLATIVES & MISCELLANEOUS STATS

STARTS BY POSITION

STARTING PITCHER

Tanner Burns	17	11-6
Casey Mize	17	10-7
Davis Daniel	10	6-4
Andrew Mitchell	10	7-3
Jack Owen	7	4-3
Ryan Hoerter	2	2-0
Ryan Watson	2	2-0
Calvin Coker	1	1-0

CATCHER

Brett Wright	56	35-21
Steven Williams	9	7-2
Mike Rojas	1	1-0

FIRST BASE

Brendan Venter	34	24-10
Josh Anthony	25	14-11
Dyland Ingram	7	5-2

SECOND BASE

Luke Jarvis	57	38-19
Edouard Julien	9	5-4

THIRD BASE

Josh Anthony	37	27-10
Brendan Venter	29	16-13

SHORTSTOP

Will Holland	65	43-22
Luke Jarvis	1	0-1

LEFT FIELD

Conor Davis	42	29-13
Judd Ward	20	11-9
Jeremy Johnson	2	2-0
Bowen McGuffin	2	1-1

CENTER FIELD

Jay Estes	64	41-23
Jeremy Johnson	2	2-0

RIGHT FIELD

Steven Williams	53	32-21
Edouard Julien	6	6-0
Jeremy Johnson	6	4-2
Judd Ward	1	1-0

DESIGNATED HITTER

Edouard Julien	44	27-17
Dylan Ingram	8	5-3
Conor Davis	5	4-1
Steven Williams	3	3-0
Brett Wright	3	2-1
Brendan Venter	2	2-0
Josh Anthony	1	0-1

2018 AUBURN & OPPONENT HIGHS

TEAM BATTING

AUBURN	OPPONENT	
Runs in a game	25, vs. Longwood (2/17)	13, two times
Runs in an inning	11, [8th] at Alabama (4/21 - G2)	7, [9th] vs. NU (3/10 - G1)
Most Hits in a game	22, vs. Longwood (2/17)	18, at Samford (4/10)
Fewest Hits in a game	1, vs. Mizzou (4/1)	0, vs. NU (3/9)
Hits in an inning	7, two times	7, [4th] at GT (3/20)
2B in a game	8, vs. BYU (3/3 - G1)	6, two times
3B in a game	1, four times	2, vs. TAMU (3/18)
HR in a game	6, vs. NU (3/10 - G1)	4, at Samford (4/10)
SB in a game	4, vs. Vanderbilt (5/5)	5, vs. LSU (5/18)
LOB in a game	14, vs. Bryant (2/23)	13, two times
K in a game	14, two times	15, vs. Vanderbilt (5/4)
BB in a game	13, two times	10, vs. Georgia Tech (3/13)

TEAM PITCHING

AUBURN	OPPONENT	
K in a game	15, vs. Vanderbilt (5/4)	14, at Ole Miss (5/11)
BB in a game	10, vs. Georgia Tech (3/13)	13, two times
Pitchers used	8, three times	7, five times
Total Quality Starts	19	17

TEAM FIELDING

AUBURN	OPPONENT	
Errors in a game	3, four times	5, at N.C. State (6/3)
DP turned in a game	3, vs. Alabama A&M	4, at UAB (3/6)

IND. BATTING

AUBURN	OPPONENT	
Hits in a game	4, seven times	4, four times
Runs in a game	5, Julien vs. AAMU (4/3)	4, Cottam [UK] (3/25 - G2)
2B in a game	2, 12 times	2, four times
3B in a game	1, four times	1, 11 times
HR in a game	2, four times	2, Panno [Bryant] (2/23)
RBI in a game	7, Williams vs. Longwood (2/17)	6, Panno [Bryant] (2/23)
XBH in a game	3, three times	3, Hale [BYU] (3/3 - G1)
SB in a game	2, four times	2, three times
BB in a game	4, Ingram at GT (3/20)	4, India [UF] (4/28)
HBP in a game	2, three times	1, 31 times
K in a game	4, Julien vs. Ole Miss (5/10)	4, two times
Hitting Streak	11 g, Venter (4/27-5/17)	3 g, 23 times
Consec. G w/HR	3, Brendan Venter (5/5-8)	Three times

IND. PITCHING

AUBURN	OPPONENT	
K by a starter	15, Mize vs. Vanderbilt (5/4)	12, Feigl [Miss] (5/11)
K by a reliever	7, Anderson vs. UAB (4/17)	10, Ethridge [Miss] (5/12)
BB by a starter	4, eight times	5, four times
BB by a reliever	4, Daniel at Florida (6/11)	5, O'Connell [NCSU] (6/3)
IP by a starter	9.0, Mize, three times	8.0, two times
IP by a reliever	5.1, Daniel two times	7.1, Hjelte [UK] (5/22)

MISCELLANEOUS

AUBURN	OPPONENT
Biggest comeback win	5, at UAB (3/6)
Biggest blown lead loss	2, at Kentucky (3/23)
Largest margin of victory	24, vs. Longwood (2/17)
Largest margin of defeat	11, at Arkansas (4/7)
Longest game, Time	4:06, at UAB (3/6)
Longest game, Time (9 inn)	4:06, at UAB (3/6)
Shortest game, Time (9 inn)	2:17, vs. Northeastern (3/9)
Longest game, Innings	11, two times
Largest crowd, Home	4,045, vs. Mississippi State (4/14)
Largest crowd, Road	9,817 at Arkansas (4/7)
Largest crowd, Neutral	9,651 vs. Texas A&M in Hoover (5/24)

STARTS BY ORDER

LEADOFF

Will Holland	43	24-19
Luke Jarvis	19	17-2
Edouard Julien	3	1-2
Jeremy Johnson	1	1-0

2ND SPOT

Steven Williams	55	34-21
Jay Estes	6	6-0
Will Holland	2	1-1
Jeremy Johnson	1	1-0
Bowen McGuffin	1	1-0
Luke Jarvis	1	0-1

3RD SPOT

Brett Wright	32	19-13
Brendan Venter	23	15-8
Conor Davis	8	8-0
Steven Williams	3	1-2

CLEANUP

Edouard Julien	21	12-9
Brendan Venter	16	12-4
Brett Wright	11	5-6
Conor Davis	10	9-1
Josh Anthony	5	2-3
Dylan Ingram	3	3-0

5TH SPOT

Josh Anthony	23	19-4
Brendan Venter	18	8-10
Edouard Julien	12	7-5
Luke Jarvis	5	4-1
Conor Davis	3	1-2
Brett Wright	2	1-1
Jay Estes	1	1-0
Dylan Ingram	1	1-0
Steven Williams	1	1-0

6TH SPOT

Jay Estes	28	13-15
Conor Davis	8	6-2
Brett Wright	8	6-2
Dylan Ingram	7	5-2
Steven Williams	4	4-0
Luke Jarvis	4	2-2
Judd Ward	3	3-0
Edouard Julien	2	2-0
Jeremy Johnson	1	1-0
Brendan Venter	1	1-0

7TH SPOT

Jay Estes	23	16-7
Luke Jarvis	11	5-6
Conor Davis	8	3-5
Brendan Venter	7	6-1
Judd Ward	5	3-2
Will Holland	4	4-0
Jeremy Johnson	2	2-0
Brett Wright	2	2-0
Edouard Julien	2	1-1
Josh Anthony	1	1-0
Dylan Ingram	1	0-1

8TH SPOT

Edouard Julien	15	11-4
Judd Ward	12	5-7
Conor Davis	10	6-4
Luke Jarvis	10	6-4
Jay Estes	5	4-1
Will Holland	5	4-1
Dylan Ingram	3	1-2
Brett Wright	3	3-0
Steven Williams	2	2-0
Mike Rojas	1	1-0

9TH SPOT

Josh Anthony	34	19-15
Will Holland	11	10-1
Luke Jarvis	8	4-4
Jeremy Johnson	5	3-2
Edouard Julien	4	4-0
Jay Estes	1	1-0
Brett Wright	1	1-0
Judd Ward	1	1-0
Bowen McGuffin	1	0-1





2018 STARTING LINEUPS

DATE	OPP	1	2	3	4	5	6	7	8	9	SP
2/16	Longwood	Jarvis-2B	Estes-CF	Davis-LF	Ingram-1B	Anthony-3B	Venter-DH	Johnson-RF	Wright-C	Holland-SS	Mize
2/17	Longwood	Jarvis-2B	Estes-CF	Davis-LF	Ingram-DH	Anthony-3B	Williams-C	Venter-1B	Holland-SS	Julien-RF	Daniel
2/18	Longwood	Jarvis-2B	Estes-CF	Davis-LF	Venter-1B	Anthony-3B	Williams-RF	Wright-C	Holland-SS	Julien-DH	Burns
2/20	Georgia State	Johnson-CF	McGuffin-LF	Davis-DH	Venter-1B	Anthony-3B	Williams-C	Julien-2B	Holland-SS	Ward-RF	Watson
2/21	Troy	Jarvis-2B	Estes-CF	Davis-LF	Venter-1B	Anthony-3B	Williams-DH	Holland-SS	Wright-C	Julien-RF	Mitchell
2/23	Bryant	Jarvis-2B	Estes-CF	Davis-LF	Venter-1B	Anthony-3B	Ingram-DH	Holland-SS	Williams-RF	Wright-C	Mize
2/24	Bryant (Gm 1)	Jarvis-2B	Estes-CF	Davis-LF	Venter-1B	Anthony-3B	Ingram-DH	Holland-SS	Williams-C	Johnson-RF	Daniel
2/24	Bryant (Gm 2)	Jarvis-2B	Johnson-CF	Davis-LF	Venter-3B	Williams-DH	Ingram-1B	Wright-C	Holland-SS	Julien-RF	Burns
2/27	at South Alabama	Jarvis-2B	Williams-RF	Venter-1B	Davis-LF	Anthony-3B	Ingram-DH	Estes-CF	Wright-C	Holland-SS	Mitchell
3/2	BYU	Jarvis-2B	Williams-RF	Venter-1B	Davis-LF	Anthony-3B	Wright-C	Estes-CF	Julien-DH	Holland-SS	Mize
3/3	BYU (Gm 1)	Jarvis-2B	Williams-C	Venter-1B	Davis-LF	Anthony-3B	Ingram-DH	Johnson-RF	Estes-CF	Holland-SS	Daniel
3/3	BYU (Gm 2)	Jarvis-2B	Williams-RF	Venter-1B	Davis-LF	Anthony-3B	Wright-C	Estes-CF	Julien-DH	Holland-SS	Burns
3/6	at UAB	Jarvis-2B	Williams-C	Venter-1B	Davis-LF	Anthony-3B	Johnson-RF	Estes-CF	Julien-DH	Holland-SS	Hoerter
3/9	Northeastern	Jarvis-2B	Williams-RF	Venter-1B	Davis-LF	Anthony-3B	Wright-C	Estes-CF	Julien-DH	Holland-SS	Mize
3/10	Northeastern (Gm 1)	Jarvis-2B	Williams-DH	Venter-1B	Davis-LF	Anthony-3B	Wright-C	Estes-CF	Julien-RF	Holland-SS	Daniel
3/10	Northeastern (Gm 2)	Jarvis-2B	Williams-RF	Venter-1B	Davis-LF	Anthony-3B	Wright-C	Estes-CF	Julien-DH	Holland-SS	Burns
3/13	Georgia Tech	Jarvis-2B	Williams-C	Venter-1B	Davis-LF	Anthony-3B	Wright-DH	Estes-CF	Julien-RF	Holland-SS	Hoerter
3/14	Memphis	Holland-SS	Williams-RF	Venter-DH	Anthony-3B	Ingram-1B	Julien-2B	Estes-CF	Rojas-C	Johnson-LF	Watson
3/16	Texas A&M*	Jarvis-2B	Williams-RF	Venter-1B	Davis-LF	Anthony-3B	Wright-C	Estes-CF	Julien-DH	Holland-SS	Mize
3/17	Texas A&M*	Jarvis-2B	Williams-RF	Venter-1B	Anthony-3B	Wright-C	Estes-CF	Holland-SS	Julien-DH	Johnson-LF	Daniel
3/18	Texas A&M*	Jarvis-2B	Williams-RF	Venter-1B	Anthony-3B	Wright-C	Estes-CF	Julien-DH	Holland-SS	McGuffin-LF	Burns
3/20	at Georgia Tech	Holland-SS	Williams-C	Venter-3B	Anthony-1B	Davis-LF	Estes-CF	Ingram-DH	Julien-2B	Johnson-RF	Owen
3/23	at Kentucky*	Holland-SS	Williams-RF	Venter-1B	Anthony-3B	Davis-LF	Wright-C	Estes-CF	Julien-DH	Jarvis-2B	Mize
3/25	at Kentucky* (Gm 1)	Holland-SS	Williams-RF	Venter-1B	Wright-C	Anthony-3B	Davis-LF	Estes-CF	Julien-DH	Jarvis-2B	Daniel
3/25	at Kentucky* (Gm 2)	Holland-SS	Williams-RF	Venter-3B	Wright-C	Anthony-DH	Ingram-1B	Estes-CF	Ward-LF	Jarvis-2B	Burns
3/27	vs. Alabama%	Holland-SS	Williams-RF	Venter-1B	Wright-C	Anthony-3B	Davis-LF	Estes-CF	Julien-DH	Jarvis-2B	Owen
3/30	Missouri*	Holland-SS	Williams-RF	Venter-1B	Wright-C	Anthony-3B	Davis-LF	Estes-CF	Julien-DH	Jarvis-2B	Mize
3/31	Missouri*	Holland-SS	Williams-RF	Venter-1B	Wright-C	Anthony-3B	Davis-LF	Estes-CF	Ingram-DH	Jarvis-2B	Daniel
4/1	Missouri*	Holland-SS	Williams-RF	Venter-1B	Wright-C	Anthony-3B	Davis-LF	Estes-CF	Julien-DH	Jarvis-2B	Burns
4/3	Alabama A&M	Holland-SS	Williams-C	Venter-1B	Wright-DH	Julien-RF	Davis-LF	Anthony-3B	Estes-CF	Jarvis-2B	Mitchell
4/6	at Arkansas*	Holland-SS	Williams-RF	Venter-1B	Wright-C	Julien-DH	Estes-CF	Jarvis-2B	Davis-LF	Anthony-3B	Mize
4/7	at Arkansas*	Holland-SS	Williams-RF	Wright-C	Julien-DH	Venter-1B	Estes-CF	Jarvis-2B	Davis-LF	Anthony-3B	Daniel
4/8	at Arkansas*	Julien-2B	Jarvis-SS	Williams-RF	Wright-C	Venter-1B	Estes-CF	Ward-LF	Ingram-DH	Anthony-3B	Burns
4/10	at Samford	Julien-2B	Holland-SS	Williams-RF	Wright-DH	Venter-3B	Ingram-1B	Estes-CF	Ward-LF	Johnson-RF	Owen
4/13	Mississippi State*	Julien-DH	Holland-SS	Williams-RF	Wright-C	Venter-1B	Jarvis-2B	Ward-LF	Estes-CF	Anthony-3B	Mize
4/14	Mississippi State*	Holland-SS	Williams-RF	Wright-C	Julien-DH	Venter-1B	Jarvis-2B	Ward-LF	Estes-CF	Anthony-3B	Daniel
4/15	Mississippi State*	Holland-SS	Williams-RF	Wright-C	Julien-DH	Venter-1B	Jarvis-2B	Ward-LF	Estes-CF	Anthony-3B	Burns
4/17	UAB	Holland-SS	Williams-RF	Wright-C	Julien-2B	Venter-3B	Ward-LF	Davis-DH	Ingram-1B	Estes-CF	Coker
4/20	at Alabama*	Holland-SS	Williams-RF	Wright-C	Julien-DH	Venter-1B	Ward-LF	Estes-CF	Jarvis-2B	Anthony-3B	Mize
4/21	at Alabama* (Gm 1)	Holland-SS	Williams-RF	Wright-C	Julien-DH	Venter-1B	Ward-LF	Estes-CF	Jarvis-2B	Anthony-3B	Burns
4/21	at Alabama* (Gm 2)	Holland-SS	Williams-RF	Wright-C	Julien-DH	Venter-1B	Davis-LF	Estes-CF	Jarvis-2B	Anthony-3B	Mitchell
4/24	Samford	Holland-SS	Williams-RF	Wright-C	Julien-2B	Venter-3B	Davis-DH	Estes-CF	Ward-LF	Anthony-1B	Owen
4/26	at Florida*	Holland-SS	Williams-RF	Wright-C	Julien-DH	Venter-1B	Jarvis-2B	Estes-CF	Ward-LF	Anthony-3B	Mize
4/27	at Florida*	Holland-SS	Williams-RF	Wright-C	Julien-DH	Jarvis-2B	Estes-CF	Venter-3B	Ward-LF	Anthony-1B	Burns
4/28	at Florida*	Holland-SS	Williams-RF	Wright-C	Julien-DH	Jarvis-2B	Estes-CF	Venter-3B	Ward-LF	Anthony-1B	Mitchell
5/4	Vanderbilt*	Holland-SS	Williams-RF	Wright-C	Julien-DH	Jarvis-2B	Estes-CF	Venter-3B	Davis-LF	Anthony-1B	Mize
5/5	Vanderbilt*	Holland-SS	Williams-RF	Wright-C	Julien-DH	Jarvis-2B	Estes-CF	Venter-3B	Davis-LF	Anthony-1B	Burns
5/6	Vanderbilt*	Holland-SS	Williams-RF	Wright-C	Julien-DH	Jarvis-2B	Estes-CF	Venter-3B	Davis-LF	Anthony-1B	Mitchell
5/8	South Alabama	Holland-SS	Williams-RF	Wright-C	Julien-2B	Davis-DH	Estes-CF	Venter-3B	Ward-LF	Anthony-1B	Owen
5/10	at Ole Miss*	Holland-SS	Williams-RF	Wright-C	Julien-DH	Venter-3B	Estes-CF	Jarvis-2B	Davis-LF	Anthony-1B	Daniel
5/11	at Ole Miss*	Holland-SS	Williams-RF	Wright-C	Julien-DH	Venter-3B	Estes-CF	Jarvis-LF	Jarvis-2B	Anthony-1B	Mize
5/12	at Ole Miss*	Holland-SS	Williams-RF	Wright-C	Julien-DH	Venter-3B	Estes-CF	Davis-LF	Jarvis-2B	Anthony-1B	Burns
5/15	at Troy	Holland-SS	Williams-RF	Wright-C	Julien-2B	Venter-3B	Estes-CF	Davis-DH	Ward-LF	Anthony-1B	Owen
5/17	LSU*	Holland-SS	Williams-RF	Wright-C	Julien-DH	Venter-3B	Estes-CF	Ward-LF	Jarvis-2B	Anthony-1B	Burns
5/18	LSU*	Holland-SS	Williams-RF	Wright-C	Julien-DH	Venter-3B	Estes-CF	Davis-LF	Jarvis-2B	Anthony-1B	Mize
5/19	LSU*	Holland-SS	Williams-RF	Wright-C	Venter-3B	Estes-CF	Julien-DH	Jarvis-2B	Ward-LF	Anthony-1B	Mitchell
5/22	vs. Kentucky^	Holland-SS	Williams-RF	Wright-C	Venter-3B	Julien-DH	Estes-CF	Davis-LF	Jarvis-2B	Anthony-1B	Owen
5/23	vs. Ole Miss^	Holland-SS	Williams-RF	Wright-C	Venter-3B	Julien-DH	Estes-CF	Jarvis-2B	Davis-LF	Anthony-1B	Burns
5/24	vs. Texas A&M^	Holland-SS	Williams-RF	Wright-C	Venter-3B	Julien-DH	Estes-CF	Jarvis-2B	Davis-LF	Anthony-1B	Mize
5/25	vs. Ole Miss^	Holland-SS	Williams-RF	Wright-C	Venter-3B	Julien-DH	Estes-CF	Davis-LF	Jarvis-2B	Anthony-1B	Mitchell
6/1	vs. Northeastern\$	Holland-SS	Williams-RF	Wright-C	Venter-3B	Julien-DH	Estes-CF	Davis-LF	Jarvis-2B	Anthony-1B	Burns
6/2	vs. Army\$	Holland-SS	Williams-RF	Wright-C	Venter-3B	Julien-DH	Estes-CF	Jarvis-2B	Ward-LF	Anthony-1B	Mize
6/3	at N.C. State\$	Holland-SS	Williams-RF	Wright-C	Venter-3B	Julien-DH	Estes-CF	Jarvis-2B	Davis-LF	Anthony-1B	Mitchell
6/9	at Florida#	Holland-SS	Williams-RF	Wright-C	Venter-3B	Julien-DH	Estes-CF	Jarvis-2B	Ward-LF	Anthony-1B	Mize
6/10	vs. Florida#	Holland-SS	Williams-RF	Wright-C	Venter-3B	Julien-DH	Estes-CF	Jarvis-2B	Davis-LF	Anthony-1B	Burns
6/11	at Florida#	Holland-SS	Williams-RF	Wright-C	Venter-3B	Julien-DH	Estes-CF	Jarvis-2B	Ward-LF	Anthony-1B	Mitchell

* - SEC Game

% - MAX Capital City Classic (Montgomery, Ala.)

^ - SEC Tournament (Hoover, Ala.)

\$ - Raleigh Regional | # - Gainesville Super Regional



2018 STARTERS

DATE	OPP	SP	C	1B	2B	3B	SS	LF	CF	RF	DH
2/16	Longwood	Mize	Wright	Ingram	Jarvis	Anthony	Holland	Davis	Estes	Johnson	Venter
2/17	Longwood	Daniel	Williams	Venter	Jarvis	Anthony	Holland	Davis	Estes	Julien	Ingram
2/18	Longwood	Burns	Wright	Ingram	Jarvis	Anthony	Holland	Davis	Estes	Williams	Julien
2/20	Georgia State	Watson	Williams	Venter	Julien	Anthony	Holland	McGuffin	Johnson	Ward	Davis
2/21	Troy	Mitchell	Wright	Venter	Jarvis	Anthony	Holland	Davis	Estes	Julien	Williams
2/23	Bryant	Mize	Wright	Venter	Jarvis	Anthony	Holland	Davis	Estes	Williams	Ingram
2/24	Bryant (Gm 1)	Daniel	Williams	Venter	Jarvis	Anthony	Holland	Davis	Estes	Johnson	Ingram
2/24	Bryant (Gm 2)	Burns	Wright	Ingram	Jarvis	Venter	Holland	Davis	Johnson	Julien	Williams
2/27	at South Alabama	Mitchell	Wright	Venter	Jarvis	Anthony	Holland	Davis	Estes	Williams	Ingram
3/2	BYU	Mize	Wright	Venter	Jarvis	Anthony	Holland	Davis	Estes	Williams	Julien
3/3	BYU (Gm 1)	Daniel	Williams	Venter	Jarvis	Anthony	Holland	Davis	Estes	Johnson	Ingram
3/3	BYU (Gm 2)	Burns	Wright	Venter	Jarvis	Anthony	Holland	Davis	Estes	Williams	Julien
3/6	at UAB	Hoerter	Williams	Venter	Jarvis	Anthony	Holland	Davis	Estes	Johnson	Julien
3/9	Northeastern	Mize	Wright	Venter	Jarvis	Anthony	Holland	Davis	Estes	Williams	Julien
3/10	Northeastern (Gm 1)	Daniel	Wright	Venter	Jarvis	Anthony	Holland	Davis	Estes	Julien	Williams
3/10	Northeastern (Gm 2)	Burns	Wright	Venter	Jarvis	Anthony	Holland	Davis	Estes	Williams	Julien
3/13	Georgia Tech	Hoerter	Williams	Venter	Jarvis	Anthony	Holland	Davis	Estes	Julien	Wright
3/14	Memphis	Watson	Rojas	Ingram	Julien	Anthony	Holland	Johnson	Estes	Williams	Venter
3/16	Texas A&M*	Mize	Wright	Venter	Jarvis	Anthony	Holland	Davis	Estes	Williams	Julien
3/17	Texas A&M*	Daniel	Wright	Venter	Jarvis	Anthony	Holland	Johnson	Estes	Williams	Julien
3/18	Texas A&M*	Burns	Wright	Venter	Jarvis	Anthony	Holland	McGuffin	Estes	Williams	Julien
3/20	at Georgia Tech	Owen	Williams	Anthony	Julien	Venter	Holland	Davis	Estes	Johnson	Ingram
3/23	at Kentucky*	Mize	Wright	Venter	Jarvis	Anthony	Holland	Davis	Estes	Williams	Julien
3/25	at Kentucky* (Gm 1)	Daniel	Wright	Venter	Jarvis	Anthony	Holland	Davis	Estes	Williams	Julien
3/25	at Kentucky* (Gm 2)	Burns	Wright	Ingram	Jarvis	Venter	Holland	Ward	Estes	Williams	Anthony
3/27	vs. Alabama%	Owen	Wright	Venter	Jarvis	Anthony	Holland	Davis	Estes	Williams	Julien
3/30	Missouri*	Mize	Wright	Venter	Jarvis	Anthony	Holland	Davis	Estes	Williams	Julien
3/31	Missouri*	Daniel	Wright	Venter	Jarvis	Anthony	Holland	Davis	Estes	Williams	Ingram
4/1	Missouri*	Burns	Wright	Venter	Jarvis	Anthony	Holland	Davis	Estes	Williams	Julien
4/3	Alabama A&M	Mitchell	Williams	Venter	Jarvis	Anthony	Holland	Davis	Estes	Julien	Wright
4/6	at Arkansas*	Mize	Wright	Venter	Jarvis	Anthony	Holland	Davis	Estes	Williams	Julien
4/7	at Arkansas*	Daniel	Wright	Venter	Jarvis	Anthony	Holland	Davis	Estes	Williams	Julien
4/8	at Arkansas*	Burns	Wright	Venter	Julien	Anthony	Jarvis	Ward	Estes	Williams	Ingram
4/10	at Samford	Owen	Williams	Ingram	Julien	Venter	Holland	Ward	Estes	Johnson	Wright
4/13	Mississippi State*	Mize	Wright	Venter	Jarvis	Anthony	Holland	Ward	Estes	Williams	Julien
4/14	Mississippi State*	Daniel	Wright	Venter	Jarvis	Anthony	Holland	Ward	Estes	Williams	Julien
4/15	Mississippi State*	Burns	Wright	Venter	Jarvis	Anthony	Holland	Ward	Estes	Williams	Julien
4/17	UAB	Coker	Wright	Ingram	Julien	Venter	Holland	Ward	Estes	Williams	Davis
4/20	at Alabama*	Mize	Wright	Venter	Jarvis	Anthony	Holland	Ward	Estes	Williams	Julien
4/21	at Alabama* (Gm 1)	Burns	Wright	Venter	Jarvis	Anthony	Holland	Ward	Estes	Williams	Julien
4/21	at Alabama* (Gm 2)	Mitchell	Wright	Venter	Jarvis	Anthony	Holland	Davis	Estes	Williams	Julien
4/24	Samford	Owen	Wright	Anthony	Julien	Venter	Holland	Ward	Estes	Williams	Davis
4/26	at Florida*	Mize	Wright	Venter	Jarvis	Anthony	Holland	Ward	Estes	Williams	Julien
4/27	at Florida*	Burns	Wright	Anthony	Jarvis	Venter	Holland	Ward	Estes	Williams	Julien
4/28	at Florida*	Mitchell	Wright	Anthony	Jarvis	Venter	Holland	Ward	Estes	Williams	Julien
5/4	Vanderbilt*	Mize	Wright	Anthony	Jarvis	Venter	Holland	Davis	Estes	Williams	Julien
5/5	Vanderbilt*	Burns	Wright	Anthony	Jarvis	Venter	Holland	Davis	Estes	Williams	Julien
5/6	Vanderbilt*	Mitchell	Wright	Anthony	Jarvis	Venter	Holland	Davis	Estes	Williams	Julien
5/8	South Alabama	Owen	Wright	Anthony	Julien	Venter	Holland	Ward	Estes	Williams	Davis
5/10	at Ole Miss*	Daniel	Wright	Anthony	Jarvis	Venter	Holland	Davis	Estes	Williams	Julien
5/11	at Ole Miss*	Mize	Wright	Anthony	Jarvis	Venter	Holland	Davis	Estes	Williams	Julien
5/12	at Ole Miss*	Burns	Wright	Anthony	Jarvis	Venter	Holland	Davis	Estes	Williams	Julien
5/15	at Troy	Owen	Wright	Anthony	Julien	Venter	Holland	Ward	Estes	Williams	Davis
5/17	LSU*	Burns	Wright	Anthony	Jarvis	Venter	Holland	Ward	Estes	Williams	Julien
5/18	LSU*	Mize	Wright	Anthony	Jarvis	Venter	Holland	Davis	Estes	Williams	Julien
5/19	LSU*	Mitchell	Wright	Anthony	Jarvis	Venter	Holland	Ward	Estes	Williams	Julien
5/22	vs. Kentucky^	Owen	Wright	Anthony	Jarvis	Venter	Holland	Davis	Estes	Williams	Julien
5/23	vs. Ole Miss^	Burns	Wright	Anthony	Jarvis	Venter	Holland	Davis	Estes	Williams	Julien
5/24	vs. Texas A&M^	Mize	Wright	Anthony	Jarvis	Venter	Holland	Davis	Estes	Williams	Julien
5/25	vs. Ole Miss^	Mitchell	Wright	Anthony	Jarvis	Venter	Holland	Davis	Estes	Williams	Julien
6/1	vs. Northeastern\$	Burns	Wright	Anthony	Jarvis	Venter	Holland	Davis	Estes	Williams	Julien
6/2	vs. Army\$	Mize	Wright	Anthony	Jarvis	Venter	Holland	Ward	Estes	Williams	Julien
6/3	at N.C. State\$	Mitchell	Wright	Anthony	Jarvis	Venter	Holland	Davis	Estes	Williams	Julien
6/9	at Florida#	Mize	Wright	Anthony	Jarvis	Venter	Holland	Ward	Estes	Williams	Julien
6/10	vs. Florida#	Burns	Wright	Anthony	Jarvis	Venter	Holland	Davis	Estes	Williams	Julien
6/11	at Florida#	Mitchell	Wright	Anthony	Jarvis	Venter	Holland	Ward	Estes	Williams	Julien

* - SEC Game

% - MAX Capital City Classic (Montgomery, Ala.)

^ - SEC Tournament (Hoover, Ala.)

\$ - Raleigh Regional | # - Gainesville Super Regional





2019 SEC BASEBALL TOURNAMENT

The Southeastern Conference Baseball Tournament returns for a 21st consecutive year to the Hoover Metropolitan Stadium in the south-Birmingham city of Hoover, Ala., May 22-27, 2018.

The 2018 SEC Baseball Tournament will continue to feature 12 teams and will remain set to begin on Tuesday, May 22. Seeds 5-12 will meet in a single elimination format on the opening day of the tournament, followed by traditional double-elimination play Wednesday-Friday. The tournament will return to single elimination play on Saturday. A total of 17 games will be played throughout the tournament.

The 12 teams are seeded 1-12 with the two divisional champions, and the top four seeds guaranteed opening-round byes, with the possibility of earning another later in the bracket. The tournament field will include the top teams from the SEC's Eastern and Western Divisions plus 10 at-large bids seeded 3-12 based on conference winning percentage.

In 2013, an epic championship game featured LSU defeating Vanderbilt, 5-4, in 11 innings in front of over 10,500 fans and a national television audience on ESPN2 in a battle between the No. 1 and No. 2 teams in the nation.

The Hoover Met formerly served as home of the Double-A Birmingham Barons (Chicago White Sox) of the Southern League. The stadium also has served as host of the NCAA Men's Soccer Final Four, as well as home to the nationally renowned Hoover Buccaneer high school football program.

Located eight miles south of Birmingham, the Met seats 10,800 for baseball, but can accommodate over 16,000 when the patio, banquet and side grassy areas are used. The stadium also houses 12 suites and state-of-the-art dressing and training rooms. Wireless internet access was added in 2004, concourse and signage renovation was done in 2005 and a second-level pressbox expansion, new stadium seating and an exterior facelift in 2007 completed a \$6 million renovation project. A new HD video scoreboard was added in 2008, while the SEC introduced the nation to a "pitch clock" in 2010. A new sound systems and concourse amenities such as refurbished restrooms big screen HDTVs at concessions stands were added in 2012.

The SEC is currently scheduled to keep its baseball tournament in Hoover at The Hoover Met through a time to be determined.

Total attendance for the 2017 SEC Tournament was 127,479, which broke the previous record by nearly 17,000. The event has become the Birmingham metro's highest attended sporting event annually, second in the state only to NASCAR races at Talladega. Birmingham Magazine named it the top sporting event annually in the Birmingham area. The entire SEC Baseball Tournament was broadcast live on national television for the third consecutive year in 2017.



2019 Stadium Information

Hoover Metropolitan Stadium — Hoover, Ala.
Capacity: 10,800 (Grandstand)

Field Dimensions

Foul Lines: 340
Power Alleys: 385
Center: 405
Playing Surface: Natural Grass
Year Built: 1988/Renovated 2006-07

2018 SEC TOURNAMENT

May 22-27, 2018

Hoover Metropolitan Stadium - Hoover, Ala.

TUESDAY, MAY 22

- Game 1 (11) Texas A&M 3, (6) Vanderbilt 1
- Game 2 (7) Auburn 4, (10) Kentucky 3 [11 innings]
- Game 3 (8) LSU 8, (9) Mississippi State 5
- Game 4 (5) South Carolina 4, (12) Missouri 2

WEDNESDAY, MAY 23

- Game 5 (11) Texas A&M 7, (3) Georgia 0
- Game 6 (7) Auburn 9, (2) Ole Miss 3
- Game 7 (1) Florida 4, (8) LSU 3
- Game 8 (4) Arkansas 13, (5) South Carolina 8

THURSDAY, MAY 24

- Game 9 (2) Ole Miss 5, (3) Georgia 4
- Game 10 (8) LSU 6, (5) South Carolina 4
- Game 11 (11) Texas A&M 4, (7) Auburn 2

FRIDAY, MAY 25

- Game 12 (4) Arkansas 8, (1) Florida 2
- Game 13 (2) Ole Miss 7, (7) Auburn 0
- Game 14 (8) LSU 11, (1) Florida 0 [7 innings]

SATURDAY, MAY 26

- Game 15 (2) Ole Miss 2, (11) Texas A&M 1
- Game 16 (8) LSU 2, (4) Arkansas 1

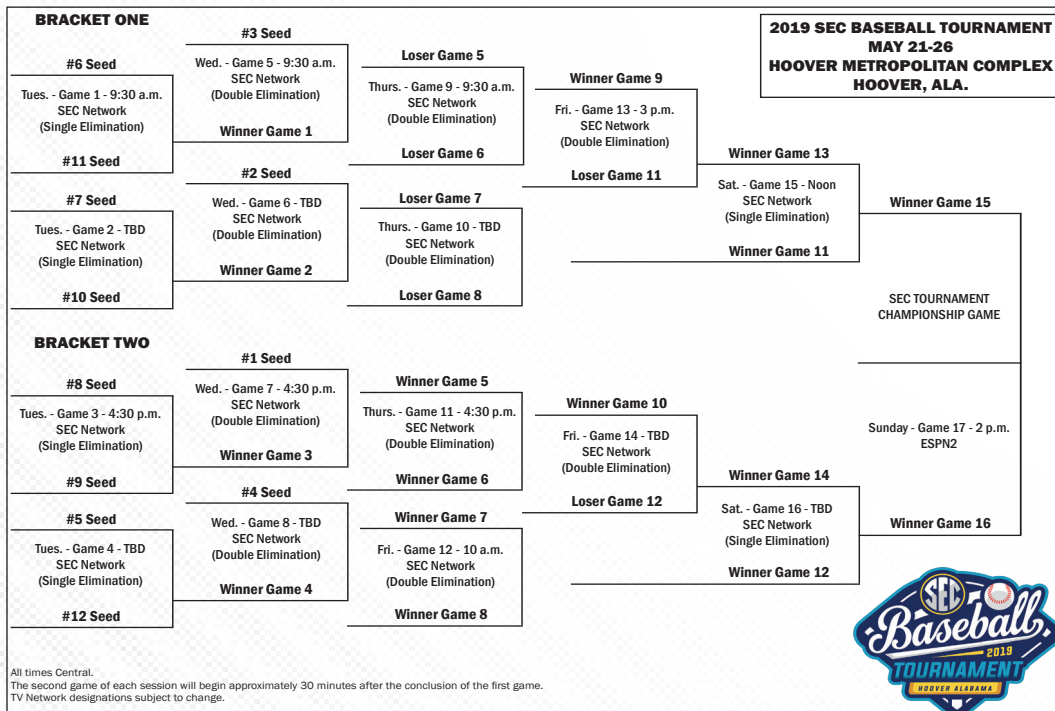
SUNDAY, MAY 27

- Game 17 (2) Ole Miss 9, (8) LSU 1

ALL-TOURNAMENT TEAM

- P: John Doxakis, Texas A&M
- P: Todd Peterson, LSU
- C: Nick Fortes, Ole Miss
- DH: Edouard Julien, Auburn
- 1B: Chris Andritsos, Texas A&M
- 2B: Michael Helman, Texas A&M
- 3B: Casey Martin, Arkansas
- SS: LT Tolbert, South Carolina
- OF: Antoine Duplantis, LSU
- OF: Will Golsan, Ole Miss
- OF: Thomas Dillard, Ole Miss/Jay Estes, Auburn

Tournament MVP: Nick Fortes, Ole Miss





CAPITAL CITY CLASSIC HISTORY & RECORDS

RESULTS

2009: Auburn 8, Alabama 7

WP: Zach Blatt LP: Jimmy Nelson S: None
MVP: Ben Jones

2010: Auburn 8, Alabama 6

WP: Michael Hurst LP: Jonathan Smart S: Austin Hubbard
MVP: Michael Hurst

2011: Auburn 2, Alabama 1

WP: Bradley Hendrix LP: Taylor Wolfe S: Zach Blatt
MVP: Dan Gamache

2012: Auburn 8, Alabama 3

WP: Jon Luke Jacobs LP: Spencer Turnbull S: Justin Bryant
MVP: Dan Glevenyak

2013: Auburn 6, Alabama 3

WP: Conner Kendrick LP: Tucker Hawley S: None
MVP: Conner Kendrick

2014: Alabama 4, Auburn 3

WP: Thomas Burrows LP: Trey Cochran-Gill S: None
MVP: Thomas Burrows

2015: Auburn 5, Alabama 3

WP: Keegan Thompson LP: Jake Hubbard S: Trey Wingenter
MVP: Keegan Thompson

2016: Auburn 10, Alabama 1

WP: Andrew Mitchell LP: Jon Keller S: Gordon Cardenas
MVP: Blake Logan

2017: Auburn 4, Alabama 3

WP: Corey Herndon LP: Sam Finnerty S: Andrew Mitchell
MVP: Jay Estes

2018: Auburn 5, Alabama 2

WP: Jack Owen LP: Mason Duke S: Calvin Coker
MVP: Will Holland



INDIVIDUAL RECORDS

Batting**Hits:** 3, 8 times, most recently Ebert/Grier [AU] (2016)**At-Bats:** 5, 23 times**Runs:** 3, Trent Mummey [AU] (2009) and Creede Simpson [AU] (2012)**RBI:** 3, 7 times, most recently Edouard Julien [AU] (2018)**Doubles:** 1, 23 times**Triples:** 2, Mikey White [UA] (2015)**Home Runs:** 2, Will Holland [AU] (2018)**Total Bases:** 8, Will Holland [AU] (2018)**Stolen Bases:** 3, Taylor Dugas [UA] (2010)**Pitching****Innings Pitched:** 7.1, Keegan Thompson [AU] (2015)**Strikeouts:** 12, Keegan Thompson [AU] (2015)**Walks:** 5, Taylor Guilbeau [UA] (2013)**Hits Allowed:** 9, Justin Camp [AU] (2014)

TEAM RECORDS

Batting**Runs:** 10, Auburn (2016)**Hits:** 15, Auburn (2016)**Doubles:** 3, three times**Triples:** 2, Alabama (2015)**Home Runs:** 3, Auburn (2018)**Extra Base Hits:** 6, Auburn (2016)**Total Bases:** 26, Auburn (2016)**Stolen Bases:** 4, Auburn (2012) and Alabama (2010)**Pitching****Strikeouts:** 13, Auburn (2010 and 2015)**Walks:** 8, Auburn (2007) and Alabama (2013)**Hits Allowed:** 15, Alabama (2016)



INDIVIDUAL & TEAM RECORDS

INDIVIDUAL HITTING

GAMES PLAYED

Season: 67, Heath Kelly (1997); Jamie Kersh (1997)
Career: 246, Jay Waggoner (1992-95)

AT BATS

Game: 9, Trey Gainous at Miss. State (3/22/87);
Rock Wilson at Miss. State (3/22/87);
Johnny Simmons at Florida (4/22/72);
Wayne Hall at Florida (4/22/72)
Season: 291, Jay Waggoner (1994)
Career: 998, Jay Waggoner (1992-95)

RUNS

Game: 5, by several players,
last by Edouard Julien vs. Alabama A&M (4/3/18)
Season: 83, Gabe Gross (2000)
Career: 232, Mailon Kent (1998-2001)

HITS

Game: 6, Tyler Johnstone vs. Elon (2/25/05);
Josh Etheredge at S. Carolina (3/9/97);
Andy Merchant at Florida (4/22/72)
Season: 119, Jay Waggoner (1994)
Career: 341, Jay Waggoner (1992-95)

RUNS BATTED IN

Game: 10, Bob Berry vs. Huntingdon (4/15/82)
Season: 103, Todd Faulkner (2000)
Career: 269, Josh Etheredge (1995-98)

SINGLES

Season: 88, Jay Waggoner (1994)
Career: 266, Jay Waggoner (1992-95)

DOUBLES

Inning: 2, Jamie Kersh vs. Mercer (4/15/97, 2nd);
Tim Hudson vs. Morehead St. (2/8/97, 5th);
Jay Waggoner vs. Troy (3/2/94, 1st)
Game: 4, Ken Dempsey vs. Georgia (1971)
Season: 27, Todd Faulkner (2000)
Career: 71, Todd Faulkner (1998-2001)

TRIPLES

Game: 2, Jay Gonzalez vs. Alabama State (2/28/12);
Dominic Rich vs. UNCC (3/4/00-G. 2);
Todd Faulkner vs. Tennessee (4/11/99);
Todd O'Donnell at Alabama (4/20/91, G.2);
Tony Haney vs. Jacksonville St. (4/10/85);
Frank Fryer at Florida (4/2/65)
Season: 10, Trey Gainous (1986)
Career: 20, Rock Wilson (1984-87)

HOME RUNS

Game: 3, by several players,
last by Tony Caldwell at Kentucky (4/9/11)
Season: 23, Hunter Morris (2010)
Career: 59, Josh Etheredge (1995-98)

EXTRA-BASE HITS

Season: 49, Todd Faulkner (2000)
Career: 125, Todd Faulkner (1998-2001)

TOTAL BASES

Game: 14, Tony Caldwell at Kentucky (4/9/11);
Bo Jackson at Georgia (4/2/85);
Bob Berry vs. Huntingdon (4/3/82)
Season: 202, Hunter Morris (2010)
Career: 532, Todd Faulkner (1998-2001)

STOLEN BASES

Game: 3, by 13 players including five times by Mailon Kent,
last by Anfernee Grier vs. Southern (2/6/16)
Season: 40, Mailon Kent (1999)
Career: 90, Mailon Kent (1998-01)

BASES ON BALLS

Game: 4, by several players,
last by Dylan Ingram at Georgia Tech (3/20/18)
Season: 73, Frank Thomas (1989)
Career: 160, Jeff Leatherman (1988-91)

STRIKEOUTS

Game: 5, Kevin Patterons vs. Charleston Southern (3/17/09);
Ross Smith vs. Troy (4/25/07);
Russell Whittenburg vs. Arkansas (5/19/94)
Season: 79, Edouard Julien (2018)
Career: 199, Josh Etheredge (1995-98)

HIT BY PITCH

Game: 4, Dan Glevenyak at Alabama (4/11/14)
Season: 20, Robert Lewis (1994)
Career: 29, Trent Mummey (2008-10) and
Damon Haecker (2014-2017)

SACRIFICES

Season: 21, Rob Macrory (1996)
Career: 58, Rob Macrory (1994-97)

SACRIFICE FLIES

Season: 9, Casey Dunn (1998)

BATTING AVERAGE

Season: .433, Paul Foster (1985)
Career: .385, Jimmy Barfield (1963-64)

SLUGGING PERCENTAGE

Season: .864, Bo Jackson (1985)
Career: .722, Frank Thomas (1987-89)

ON-BASE PERCENTAGE (Since 1984)

Season: .568, Frank Thomas (1989)
Career: .527, Frank Thomas (1987-89)

HOME RUN PERCENTAGE (at bats per HR)

Season: 7.75 (16 in 124 ABs), Kevin Patterson (2010)
Career: 10.14 (28 in 284 ABs), Bo Jackson (1983, 85-86)

MULTI-HOME RUN GAMES (Since 1979)

Season: 5, Brian Fletcher (2010)
Career: 9, Brian Fletcher (2008-10)

MULTI-HIT GAMES (Since 1979)

Season: 38, Jay Waggoner (1994)
Career: 101, Jay Waggoner (1992-95)

MULTI-RBI GAMES (Since 1979)

Season: 29, Tim Hudson (1997)
Career: 74, Josh Etheredge (1995-98)

HITTING STREAK

Season: 31 games, Casey Dunn (2/22[G1]-4/15/97)
27 games, Justin Fradejas (3/23-5/7/10)
26 games, Scott Pratt (3/21-5/5/98)
25 games, Mailon Kent (3/11-4/29/00)
23 games, Steve Renfro (1977)
22 games, Anfernee Grier (5/31/15-3/22/16)

INDIVIDUAL PITCHING

EARNED RUN AVERAGE

Season: 0.99, Paul Susce (1954)
Career: 1.69, Q.V. Lowe (1966-67)

GAMES PITCHED

Season: 44, John Madden (2005)
Career: 108, Colter Bean (1997-2000)

GAMES STARTED

Season: 24, Ryan Halla (1995)
Career: 77, John Powell (1990-94)

GAMES RELIEVED (Since 1975)

Season: 44, John Madden (2005)
Career: 106, Colter Bean (1997-2000)

WINS

Season: 16, Ryan Halla (1995)
Career: 43, John Powell (1990-94)

LOSSES

Season: 10, Mike Ferry (1990)
Career: 20, John Powell (1990-94)

WINNING PERCENTAGE

Season: 1.000, Levale Speigner, 10-0 (2003);
Jimmy Crysel, 9-0 (1964); Terry Leach, 9-0 (1974);
Ed Ohman, 7-0 (1988); Lloyd Nix, 6-0 (1959);
Phil Constan, 5-0 (1980); Elliott Anderson, 5-0 (2018);
Welby Malczewski, 4-0 (2018)

Career (10 or more decisions):
.885, Q.V. Lowe, 23-3 (1966-67)

Career (20 or more decisions):
.885, Q.V. Lowe, 23-3 (1966-67)

SAVES

Season: 19, Finley Woodward (1995)
Career: 29, Finley Woodward (1995-97)

COMPLETE GAMES

Season: 10, Joe Beckwith (1977); Q.V. Lowe (1967)
Career: 20, Joe Beckwith (1974-77)

SHUTOUTS

Season: 3, Tommy Youngblood (1989); Joe Beckwith (1976)
Career: 6, Joe Beckwith (1974-77)

INNINGS PITCHED

Game: 14.0, Quineth Red Roberts vs. ALA (SEC Playoff, 1958)
Season: 146.2, Ryan Halla (1995)
Career: 477.0, John Powell (1990-94)

RUNS ALLOWED

Season: 73, Ward Yerby (1983)
Career: 232, Mark Chapman (1984-87)

EARNED RUNS ALLOWED

Season: 61, Ward Yerby (1983)
Career: 185, Mark Chapman (1984-87)

HITS ALLOWED

Season: 137, Kevin Humphreys (1994)
Career: 406, John Powell (1990-94)

**STRIKEOUTS**

Game: 15, Casey Mize vs. Vanderbilt (5/4/18) [9.0 IP]
 Chris Bootcheck vs. W. Virginia (3/6/99) [8.0 IP];
 Tim Hudson vs. Winthrop (2/26/97) [7.0 IP];
 John Powell at Ole Miss (4/29/94) [7.1 IP];
 Mark Chapman vs. Clemson (3/21/86) [9.0 IP]

Season: 191, John Powell (1993)
 Career: 602, John Powell (1990-94)

BASES ON BALLS

Season: 77, Quineth Roberts (1958)

WILD PITCHES

Season: 15, Jason Johnson (1993)
 Career: 29, Jon Hebel (1990-93); Scott Tillery (1983-86)

HIT BATSMEN

Season: 13, Eric Brandon (2002)

STRIKEOUTS PER NINE INNINGS

Season: 14.13 (113 in 72 IP), Gregg Olson (1988)
 Career: 11.89 (255 in 193.0 IP), Tim Hudson (1996-97)
 11.36 (602 in 477.0 IP), John Powell (1990-94)

HITS PER NINE INNINGS

Season: 5.40 (51 in 85 IP), Q.V. Lowe (1966)
 Career: 5.87 (139 in 213 IP), Q.V. Lowe (1966-67)

TEAM HITTING**AT BATS**

Game: 66 at Florida (4/22/72) [20 inn.]
 Season: 2,428 in 1997

RUNS

Inning: 16 vs. Troy (3/2/94) [1st]
 Game: 32 vs. Troy (3/2/94)
 Season: 613 in 1997

HITS

Game: 27 vs. Troy (3/2/94)
 Season: 828 in 1997

RUNS BATTED IN

Game: 30 vs. Troy (3/2/94)
 Season: 577 in 1997

SINGLES

Season: 560 in 1997

DOUBLES

Season: 165 in 1997, 1998

TRIPLES

Season: 26 in 1986

HOME RUNS

Season: 131 in 2010

EXTRA-BASE HITS

Season: 293 in 2010

TOTAL BASES

Season: 1,385 in 2010

STOLEN BASES

Season: 116 in 1974

BASE ON BALLS

Season: 349 in 1989

STRIKEOUTS

Game: 18 vs. South Carolina (3/17/06)
 Season: 501 in 2018

HIT BY PITCH

Season: 84 in 2018

BATTING AVERAGE

Season: .348 in 2010

SLUGGING PERCENTAGE

Season: .591 in 2010

ON-BASE PERCENTAGE

Season: .428 in 1998

TEAM PITCHING**EARNED RUN AVERAGE**

Season: 2.09 in 1967

SAVES

Season: 23 in 1995

COMPLETE GAMES

Season: 21 in 1967

SHUTOUTS

Season: 9 in 1988

INNINGS PITCHED

Game: 20.0 at Florida (4/22/72)
 Season: 591.2 in 1997

STRIKEOUTS

Game: 25 vs. Arkansas (5/19/94)
 Season: 629 in 1997

INDIVIDUAL & TEAM RECORDS**MISCELLANEOUS RECORDS**

Games: 67 in 1997
 Wins: 50 in 1997, 1995
 Losses: 34 in 2006, 1983
 Winning Percentage: .794 in 1995 (50-13)
 Consecutive Wins: 17 in 1997
 Consecutive Losses: 10 in 2006
 SEC Wins: 20 in 2010
 SEC Losses: 22 in 2016
 SEC Winning Percentage: .882 in 1967 (15-2)
 Consecutive SEC Wins: 10 in 1987, 1967
 Consecutive SEC Losses: 10 in 2006
 Consecutive Winning Seasons: 23, 1956-77
 Consec. home games without being shutout: 190, 4/18/98-3/9/04
 Consec. non-conference home wins: 41, 2/7/97-4/22/98
 Consecutive one-run victories: 7, 1984
 Consecutive one-run games: 6 (5-1), May 3-12, 2002
 Most one-run wins, season: 12, 1967, 1981
 Most one-run losses, season: 14, 2005
 Most one-run games, season: 21, 1991, 2005





SINGLE SEASON TOP 10 - HITTING

Table with 2 columns: Player Name, Games Played (G). Lists top 10 players like Heath Kelly, Jay Estes, Will Holland, etc.

Table with 2 columns: Player Name, At Bats (AB). Lists top 10 players like Jay Waggoner, Casey Dunn, Tim Hudson, etc.

Table with 2 columns: Player Name, Runs (R). Lists top 10 players like Gabe Gross, Scott Pratt, Adam Sullivan, etc.

Table with 2 columns: Player Name, Hits (H). Lists top 10 players like Jay Waggoner, Tim Hudson, Hunter Morris, etc.

Table with 2 columns: Player Name, Runs Batted In (RBI). Lists top 10 players like Todd Faulkner, Tim Hudson, Josh Etheredge, etc.

Table with 2 columns: Player Name, Singles (1B). Lists top 10 players like Jay Waggoner, Javon Moran, Mailon Kent, etc.

Table with 2 columns: Player Name, Doubles (2B). Lists top 10 players like Todd Faulkner, Gabe Gross, Karl Amonite, etc.

Table with 2 columns: Player Name, Triples (3B). Lists top 10 players like Trey Gainous, Javon Moran, Dominic Rich, etc.

Table with 2 columns: Player Name, Home Runs (HR). Lists top 10 players like Hunter Morris, Brian Fletcher, Todd Faulkner, etc.

Table with 2 columns: Player Name, Extra Base Hits (XBH). Lists top 10 players like Todd Faulkner, Hunter Morris, Doug Gilcrease, etc.

Table with 2 columns: Player Name, Total Bases (TB). Lists top 10 players like Hunter Morris, Todd Faulkner, Tim Hudson, etc.

Table with 2 columns: Player Name, Multi-Hit Games (G). Lists top 10 players like Jay Waggoner, Tim Hudson, Brandon Moore, etc.

Table with 2 columns: Player Name, Stolen Bases (SB). Lists top 10 players like Mailon Kent, Scott Pratt, Jay Gonzalez, etc.

Table with 2 columns: Player Name, Multi-RBI Games (G). Lists top 10 players like Tim Hudson, Todd Faulkner, Josh Etheredge, etc.

Table with 2 columns: Player Name, Stolen Bases (SB). Lists top 10 players like Mailon Kent, Scott Pratt, Jay Gonzalez, etc.

Table with 2 columns: Player Name, Bases on Balls (BB). Lists top 10 players like Frank Thomas, Gabe Gross, Gabe Gross, etc.

Table with 2 columns: Player Name, Strikeouts (K). Lists top 10 players like Edouard Julien, Kevin Chabot, Brian Fletcher, etc.

Table with 2 columns: Player Name, Hit by Pitch (HBP). Lists top 10 players like Robert Lewis, Jeff Powell, Trent Mummey, etc.

Table with 2 columns: Player Name, Batting Average (BA). Lists top 10 players like Paul Foster, Jim Pyburn, Gabe Gross, etc.

Table with 2 columns: Player Name, Slugging Pct (PCT). Lists top 10 players like Bo Jackson, Frank Thomas, Todd Faulkner, etc.

Table with 2 columns: Player Name, On Base Pct (OBP). Lists top 10 players like Frank Thomas, Gabe Gross, Frank Thomas, etc.



CAREER TOP 10 - HITTING

AT BATS AB
1. Jay Waggoner (1992-95) 998
2. Brandon Moore (1991-94) 917
3. Casey Dunn (1996-99) 905
4. Chad Wandall (1996-99) 901
5. Mailon Kent (1998-01) 879
6. Todd Faulkner (1998-01) 868
7. Jamie Kersh (1996-99) 838
8. Rock Wilson (1984-87) 801
9. Javon Moran (2001-03) 793
10. Jordan Ebert (2013-16) 784

GAMES PLAYED GP
1. Jay Waggoner (1992-95) 246
2. Chad Wandall (1996-99) 245
3. Brandon Moore (1991-94) 242
4. Mailon Kent (1998-01) 232
5. Casey Dunn (1996-99) 231
6. Mike Killimett (1991-94) 230
7. Jamie Kersh (1996-99) 228
8. Jeff Leatherman (1988-91) 227
9. Josh Etheredge (1995-98) 222
10. Andrew Albrecht (1988-91) 221

RUNS R
1. Mailon Kent (1998-01) 232
2. Jay Waggoner (1992-95) 208
3. Dominic Rich (1998-00) 207
4. Josh Etheredge (1995-98) 207
5. Rock Wilson (1984-87) 201
6. Todd Faulkner (1998-01) 197
7. Casey Dunn (1996-99) 197
8. Chad Wandall (1996-99) 194
9. Rob Macrory (1994-97) 194
10. Gabe Gross (1999-01) 184

HITS H
1. Jay Waggoner (1992-95) 341
2. Mailon Kent (1998-01) 309
3. Casey Dunn (1996-99) 307
4. Brandon Moore (1991-94) 304
5. Todd Faulkner (1998-01) 303
6. Chad Wandall (1996-99) 280
7. Javon Moran (2001-03) 267
8. Jamie Kersh (1996-99) 261
9. Gabe Gross (1999-01) 259
10. Rock Wilson (1984-87) 258

RUNS BATTED IN RBI
1. Josh Etheredge (1995-98) 269
2. Todd Faulkner (1998-01) 255
3. Casey Dunn (1996-99) 232
4. Gabe Gross (1999-01) 218
5. Frank Thomas (1987-89) 205
6. Jamie Kersh (1996-99) 197
7. Paul Foster (1983-86) 173
8. Brian Fletcher (2008-10) 171
9. Kevin Chabot (1993-95) 171
10. Mailon Kent (1998-01) 170
Chad Wandall (1996-99) 170

SINGLES 1B
1. Jay Waggoner (1992-95) 266
2. Brandon Moore (1990-94) 245
3. Mailon Kent (1998-01) 232
4. Casey Dunn (1996-99) 212
5. Jordan Ebert (2013-16) 207
6. Javon Moran (2001-03) 203
7. Chad Wandall (1996-99) 193
8. Jeff Leatherman (1988-91) 192
9. Rob Macrory (1994-97) 190
Rock Wilson (1984-87) 190

DOUBLES 2B
1. Todd Faulkner (1998-01) 71
2. Gabe Gross (1999-00) 68
3. Chad Wandall (1996-99) 61
4. Casey Dunn (1996-99) 60
5. Tony Haney (1985-88) 60
6. Bobby Huddleston (2000-03) 56
7. Mailon Kent (1998-01) 56
8. Jamie Kersh (1996-99) 55
9. Josh Etheredge (1995-98) 55
10. Jay Waggoner (1992-95) 55

TRIPLES 3B
1. Rock Wilson (1984-87) 20
2. Clete Thomas (2003-05) 16
3. Trey Gainous (1985-87) 15
4. Javon Moran (2001-03) 13
5. Andrew Albrecht (1988-91) 13
6. Dominic Rich (1998-00) 12
7. Jay Waggoner (1992-95) 10
8. Mark Hatchett (1972-75) 10
9. Adam Sullivan (1996-97) 9
10. Jimmy Barfield (1963-64) 9
Chris Christopher (1991-93) 9
Jim Pyburn (1953-55) 9
Johnny Tutt (1980-81) 9

HOME RUNS HR
1. Josh Etheredge (1995-98) 59
2. Todd Faulkner (1998-01) 50
3. Brian Fletcher (2008-10) 49
4. Frank Thomas (1987-89) 49
5. Hunter Morris (2008-10) 46
6. Trent Mummey (2008-10) 36
7. Kevin Chabot (1993-95) 36
8. Kevin Patterson (2008-11) 35
9. Mike Bianucci (2006-08) 35
10. Gabe Gross (1999-01) 35
Paul Foster (1983-86) 35

EXTRA-BASE HITS EBH
1. Todd Faulkner (1998-01) 125
2. Josh Etheredge (1995-98) 119
3. Gabe Gross (1999-01) 108
4. Frank Thomas (1987-89) 104
5. Brian Fletcher (2008-10) 98
6. Casey Dunn (1996-99) 95
7. Hunter Morris (2008-10) 93
8. Jamie Kersh (1996-99) 92
9. Chad Wandall (1996-99) 87
10. Kevin Chabot (1993-96) 85

TOTAL BASES TB
1. Todd Faulkner (1998-01) 532
2. Josh Etheredge (1995-98) 490
3. Casey Dunn (1996-99) 470
4. Jay Waggoner (1992-95) 446
5. Gabe Gross (1999-01) 442
6. Frank Thomas (1987-89) 434
7. Hunter Morris (2008-10) 426
8. Mailon Kent (1998-01) 421
9. Jamie Kersh (1996-99) 420
10. Chad Wandall (1996-99) 414

MULTI-HR GAMES G
1. Brian Fletcher (2008-10) 9
2. Josh Etheredge (1995-98) 8
3. Frank Thomas (1987-89) 8
4. Hunter Morris (2008-10) 5
5. Trent Mummey (2008-10) 4
6. Josh Bell (2003-05) 4
7. Tim Lemons (1984-85) 4
8. Bob Berry (1981-83) 4
9. Eight tied at 3

MULTI-HIT GAMES G
1. Jay Waggoner (1992-95) 101
2. Mailon Kent (1998-01) 93
3. Todd Faulkner (1998-01) 92
4. Brandon Moore (1991-94) 89
5. Casey Dunn (1996-99) 87
6. Rob Macrory (1994-97) 86
7. Javon Moran (2001-03) 85
8. Gabe Gross (1999-01) 80
9. Chad Wandall (1996-99) 80
10. Dominic Rich (1998-00) 77

MULTI-RBI GAMES G
1. Josh Etheredge (1995-98) 74
2. Todd Faulkner (1998-01) 68
3. Casey Dunn (1996-99) 66
4. Gabe Gross (1999-01) 63
5. Jamie Kersh (1996-99) 51
6. Frank Thomas (1987-89) 49
7. Kevin Chabot (1993-95) 47
8. Brian Fletcher (2008-10) 46
9. Five tied at 42

STOLEN BASES SB
1. Mailon Kent (1998-01) 90
2. Curt Cope (1973-76) 79
3. Dom Fucci (1976-79) 69
4. Javon Moran (2001-03) 68
5. Clete Thomas (2003-05) 58
6. Bruce Edwards (2004-07) 57
7. Rob Macrory (1994-97) 55
8. Mickey Miller (1973-76) 52
9. Dominic Rich (1998-00) 47
10. Ryan Tella (2012-14) 44
Trey Gainous (1985-87) 44

BASE ON BALLS BB
1. Jeff Leatherman (1988-91) 160
2. Frank Thomas (1987-89) 153
3. Gabe Gross (1999-01) 145
4. Kevin Chabot (1993-95) 142
5. Dominic Rich (1998-00) 141
6. Rock Wilson (1984-87) 134
7. Josh Etheredge (1995-98) 134
8. Jay Waggoner (1992-95) 127
9. Mark Bellhorn (1993-95) 121
10. Rob Macrory (1994-97) 118

STRIKEOUTS K
1. Kevin Chabot (1993-96) 206
2. Brian Fletcher (2008-10) 196
3. Josh Etheredge (1995-98) 199
4. Kevin Patterson (2008-11) 192
5. Jamie Kersh (1996-99) 181
6. Chad Wandall (1996-99) 165
7. Scott Schade (2001-03) 158
8. Daniel Robert (2014-17) 158
9. Josh Bell (2003-05) 154
10. Justin Hargett (2008-11) 151

HIT BY PITCH HBP
1. Damon Haecker (2014-17) 34
2. Trent Mummey (2008-10) 29
3. Tony Caldwell (2008-11) 27
4. Brett Burnham (2000-01) 27
5. Josh Etheredge (1995-97) 27
6. Brian Fletcher (2008-10) 26
7. Jeff Powell (1989-90) 26
8. Dan Glevenyak (2012-14) 24
9. Jonathan Schuerholz (2000-02) 24
10. Rob Macrory (1994-97) 24

BATTING AVERAGE BA
1. Jimmy Barfield (1963-64) .385
2. Frank Thomas (1987-89) .382
3. Gabe Gross (1999-01) .375
4. Andy Merchant (1969-72) .363
5. Jim Pyburn (1953-55) .360
6. Scott Sullivan (1993, '96-97) .359
7. Jay Waggoner (1993-95) .355
8. Frank Fryer (1964-66) .353
9. Mailon Kent (1998-01) .352
10. Paul Foster (1983-86) .352

SLUGGING PCT PCT
1. Frank Thomas (1987-89) .722
2. Bo Jackson (1983, '85-86) .715
3. Brian Fletcher (2008-10) .649
4. Gabe Gross (1999-01) .641
5. Hunter Morris (2008-10) .628
6. Jimmy Barfield (1963-64) .626
7. Josh Etheredge (1993-95) .635
8. Karl Aronoff (2003-05) .616
9. Mike Bianucci (2006-08) .613
10. Todd Faulkner (1998-01) .613





SINGLE-SEASON TOP 10 - PITCHING

GAMES PITCHED		G
1. John Madden (2005)	44	
2. Gregg Olson (1987)	42	
3. Gregg Olson (1988)	36	
4. Jared Shore (2005)	35	
5. Colter Bean (1999)	34	
6. Steven Register (2003)	33	
Brandon Mayfield (2000)	33	
Finley Woodward (1995)	33	
Ryan Halla (1994)	33	
10. Michael Nix (2005)	32	
Cory Dueitt (2003)	32	

EARNED RUN AVERAGE		ERA
1. Paul Susce (1954)	0.99	
2. George Simmons (1968)	1.26	
3. Gregg Olson (1987)	1.26	
4. Terry Leach (1974)	1.31	
5. Beal Lazenby (1969)	1.43	
6. Jimmy Crysel (1964)	1.46	
7. Tom McClendon (1953)	1.48	
8. Herbie Pearce (1954)	1.49	
9. Quineth Roberts (1958)	1.56	
10. Jim Blausner (1967)	1.56	

GAMES STARTED (since 1975)		GS
1. Ryan Halla (1995)	24	
2. John Powell (1993)	23	
3. Brent Schoening (1999)	21	
Chris Bootcheck (1999)	21	
Kevin Humphreys (1994)	21	
Mark Chapman (1987)	21	
7. Chris Bootcheck (2000)	19	
Bryan Hebson (1997)	19	
9. Seven tied at	18	

GAMES RELIEVED (since 1975)		GR
1. John Madden (2005)	44	
2. Gregg Olson (1987)	42	
3. Gregg Olson (1988)	35	
4. Colter Bean (1999)	34	
5. Steven Register (2003)	33	
Brandon Mayfield (2000)	33	
Finley Woodward (1995)	33	
8. Michael Nix (2005)	32	
9. Calvin Coker (2017)	31	
Bryan Woodall (2008)	31	

WINS		
1. Ryan Halla (1995)	16	
2. Tim Hudson (1997)	15	
Q. V. Lowe (1967)	15	
John Powell (1993)	15	
5. Tommy Youngblood (1989)	14	
6. Brent Schoening (1999)	13	
Hayden Gliemmo (1999)	13	
Hayden Gliemmo (1998)	13	
Kevin Humphreys (1994)	13	
10. Chris Morrison (1995)	12	

LOSSES		L
1. Mike Ferry (1990)	10	
2. Evan Crawford (2006)	8	
Jon Hebel (1992)	8	
Ward Yerby (1983)	8	
5. Derek Varnadore (2012)	7	
Chris Dennis (2006)	7	
Hayden Gliemmo (1999)	7	
John Powell (1992)	7	
Phil Deriso (1981)	7	
Phil Deriso (1980)	7	
Jack Van Yperen (1972)	7	

WINNING PERCENTAGE		PCT	(W-L)
1. Levale Speigner (2003)	1.000	(10-0)	
Jimmy Crysel (1964)	1.000	(9-0)	
Terry Leach (1974)	1.000	(9-0)	
Steven Register (2004)	1.000	(7-0)	
Ed Ohman (1988)	1.000	(7-0)	
Lloyd Nix (1959)	1.000	(6-0)	
Steven Register (2002)	1.000	(5-0)	
Phil Constan (1980)	1.000	(5-0)	
John Powell (1990)	1.000	(5-0)	
Cole Lipscomb (2017)	1.000	(4-0)	
11. Q. V. Lowe (1967)	.938	(15-1)	
12. Brent Schoening (1999)	.928	(13-1)	
13. Gregg Olson (1987)	.917	(11-1)	
14. Paul Burnside (2007)	.875	(7-1)	
Hayden Gliemmo (2001)	.875	(7-1)	
Bryan Hebson (1995)	.875	(7-1)	
Quineth Roberts (1958)	.875	(7-1)	
Paul Susce (1954)	.875	(7-1)	

SAVES		SV
1. Finley Woodward (1995)	19	
2. Steven Register (2003)	16	
3. Michael Nix (2005)	13	
4. Austin Hubbard (2009)	12	
5. Bryan Woodall (2008)	11	
6. Terrance Dedrick (2013)	10	
Austin Hubbard (2010)	10	
Gregg Olson (1988)	10	
Gregg Olson (1987)	10	
10. Justin Camp (2015)	8	
Steven Register (2004)	8	
Colter Bean (1999)	8	
Finley Woodward (1997)	8	
Mike Ferry (1989)	8	

COMPLETE GAMES		CG
1. Joe Beckwith (1977)	10	
Q. V. Lowe (1967)	10	
3. Bill Letchworth (1951)	9	
4. John Powell (1993)	7	
John Powell (1992)	7	
Ward Yerby (1983)	7	
Jim Blausner (1967)	7	
8. Mark Chapman (1987)	6	
Mark Chapman (1986)	6	
Robert Hudson (1977)	6	
Robert Hudson (1976)	6	
Terry Leach (1976)	6	
Davis May (1975)	6	

INNINGS PITCHED		IP
1. Ryan Halla (1995)	146.2	
2. Kevin Humphreys (1994)	142.2	
3. John Powell (1993)	141.0	
4. Brent Schoening (1999)	138.1	
5. Q.V. Lowe (1967)	128.0	
6. Chris Bootcheck (1999)	127.2	
7. Hayden Gliemmo (1999)	123.1	
8. Chris Bootcheck (2000)	122.0	
9. Scott Renner (1989)	120.0	
10. Tim Hudson (1997)	118.1	
Hayden Gliemmo (1998)	118.1	

STRIKEOUTS		K
1. John Powell (1993)	191	
2. Tim Hudson (1997)	165	
3. Casey Mize (2018)	156	
4. Brent Schoening (1999)	151	
5. Ryan Halla (1995)	148	
6. John Powell (1994)	130	
7. Chris Bootcheck (1999)	125	
8. Q.V. Lowe (1967)	123	
9. Bryan Hebson (1997)	121	
John Powell (1991)	121	
10. John Powell (1992)	120	



CAREER TOP 10 - PITCHING/DEFENSE

GAMES PITCHED	GP
1. Colter Bean (1997-00)	108
2. Cory Dueitt (2001-04)	107
3. Gregg Olson (1986-88)	97
4. John Powell (1990-94)	96
5. Ryan Halla (1993-96)	89
6. Levale Speigner (2000-03)	87
Mark Fuller (1989-92)	87
8. Finley Woodward (1995-97)	85
9. Mark Shifflett (1978-81)	84
10. Mike Ferry (1988-90)	77

EARNED RUN AVERAGE	ERA
1. Q.V. Lowe (1966-67)	1.69
2. Joe Overton (1962-63)	1.77
3. Joe Beckwith (1974-77)	1.92
4. Tommy Smith (1967-68)	2.07
5. Monti Sharpe (1964-65)	2.25
6. Keegan Thompson (2014-15, '17)	2.46
Rick Eisenacher (1969-71)	2.46
8. Jim Blausler (1966-67)	2.52
9. Terry Leach (1973-76)	2.53
10. John Powell (1993-94)	2.59

GAMES STARTED (since 1975)	GS
1. John Powell (1990-94)	77
2. Hayden Gliemmo (1998-00)	63
Mark Chapman (1984-87)	63
4. Ryan Halla (1993-96)	58
5. Arnold Hughey (2002-05)	55
6. Brent Schoening (1997-99)	52
7. Levale Speigner (2000-03)	51
8. Colby Paxton (2001-04)	49
Chris Bootcheck (1998-00)	49
10. Bryan Hebson (1995-97)	44

GAMES RELIEVED (since 1975)	GR
1. Colter Bean (1997-00)	106
2. Cory Dueitt (2001-04)	89
3. Gregg Olson (1986-88)	82
4. John Madden (2004-05)	73
5. Finley Woodward (1995-96)	69
6. Bradley Hendrix (2008-11)	68
Steven Register (2002-04)	68
8. Mike Ferry (1989-90)	67
9. Jason LeBoeuf (1992-95)	64
10. Austin Hubbard (2007-10)	63
Chris Dennis (2003-07)	63

WINS	W
1. John Powell (1990-94)	43
2. Ryan Halla (1993-96)	39
3. Hayden Gliemmo (1998-01)	37
4. Joe Beckwith (1974-77)	31
5. Brent Schoening (1997-99)	29
6. Levale Speigner (2000-03)	28
7. Mark Shifflett (1978-81)	27
Mark Chapman (1984-87)	26
9. Chris Bootcheck (1998-00)	25
Bryan Hebson (1995-97)	25
Gregg Olson (1986-88)	25

LOSSES	L
1. John Powell (1990-94)	20
2. Phil Deriso (1978-81)	19
3. Arnold Hughey (2002-05)	17
Jack Van Yperen (1971-73)	17
Mark Shifflett (1978-81)	17
Mark Chapman (1984-87)	17
7. Jon Luke Jacobs (2009-12)	16
Ryan Halla (1993-96)	16
Jon Hebel (1990-93)	16
Bill Latham (1978-81)	16

WINNING PCT (10+ Dec.)	PCT	(W-L)
1. Q.V. Lowe (1966-67)	885	(23-3)
2. Chris Morrison (1994-95)	840	(21-4)
3. Steven Register (2002-04)	833	(15-3)
4. Joe Overton (1962-63)	824	(14-3)
5. Jerry Lewter (1963-65)	818	(9-2)
6. Tim Hudson (1996-97)	800	(20-5)
Jimmy Crysel (1963-65)	800	(12-3)
8. Kevin Humphreys (1994-95)	786	(22-6)
9. Gregg Olson (1986-88)	781	(25-7)
10. Hayden Gliemmo (1998-01)	775	(37-12)

WINNING PCT (20+ Dec.)	PCT	(W-L)
1. Q.V. Lowe (1966-67)	885	(23-3)
2. Chris Morrison (1994-95)	840	(21-4)
3. Tim Hudson (1996-97)	800	(20-5)
4. Kevin Humphreys (1994-95)	786	(22-6)
5. Gregg Olson (1986-88)	781	(25-7)
6. Hayden Gliemmo (1998-01)	775	(37-12)
6. Brent Schoening (1997-99)	763	(29-9)
7. Tommy Youngblood (1987-90)	739	(17-6)
9. Chris Bootcheck (1998-00)	714	(25-10)
10. Ryan Halla (1993-96)	709	(39-16)

SAVES	S
1. Finley Woodward (1995-96)	29
2. Steven Register (2002-04)	25
3. Austin Hubbard (2007-10)	22
4. Colter Bean (1997-00)	20
Gregg Olson (1986-88)	20
6. Terrance Dedrick (2013-14)	14
7. Michael Nix (2004-05)	13
Mike Ferry (1988-90)	13
9. Justin Camp (2013-16)	11
Bryan Woodall (2006-08)	11
11. Scott Sullivan (1991-93)	10
Phil Deriso (1978-81)	10

COMPLETE GAMES	CG
1. Joe Beckwith (1974-77)	20
2. John Powell (1990-94)	18
3. Mark Chapman (1984-87)	17
4. Robert Hudson (1975-77)	14
5. Terry Leach (1973-76)	13
6. Q.V. Lowe (1966-67)	10
7. Ward Yerby (1982-83)	9
8. Phil Deriso (1978-81)	8
9. Stacy Jones (1986-88)	7
Bill Latham (1978-81)	7
Jim Blausler (1966-67)	7

INNINGS PITCHED	IP
1. John Powell (1990-94)	477.0
2. Ryan Halla (1993-96)	400.0
3. Levale Speigner (2000-03)	369.2
4. Hayden Gliemmo (1998-01)	359.0
5. Arnold Hughey (2002-05)	345.1
6. Mark Chapman (1984-87)	343.1
7. Joe Beckwith (1974-77)	338.0
8. Brent Schoening (1997-99)	325.0
9. Chris Bootcheck (1998-00)	304.1
10. Mark Fuller (1989-92)	288.2

STRIKEOUTS	K
1. John Powell (1990-94)	602
2. Ryan Halla (1993-96)	392
3. Brent Schoening (1997-99)	327
4. Casey Mize (2016-18)	324
5. Hayden Gliemmo (1998-01)	290
6. Arnold Hughey (2002-05)	272
7. Gregg Olson (1986-88)	271
8. Chris Bootcheck (1998-00)	270
9. Tim Hudson (1996-97)	255
10. Bryan Hebson (1995-97)	251

CAUGHT STEALING BY	CS
1. Tony Caldwell (2008-11)	59
2. Casey Dunn (1996-99)	57
3. Blake Austin (2011-2014)	48
4. Josh Bell (2003-05)	39
5. Bobby Huddleston (2000-03)	35
6. Blake Logan (2014-17)	33
7. Josh Donaldson (2005-07)	29
Trent Pratt (2001-02)	29
9. Ryan Jenkins (2006-10)	28
10. Kirby Clark (1995-96)	26





TEAM TOP 10

TEAM BATTING

GAMES

- 67 (1997)
- 66 (2018)
- 65 (1999)
- 65 (1994)
- 64 (2010)
- 64 (1989)
- 64 (1998)
- 63 (2017)
- 63 (2003)
- 63 (1995)
- 63 (1993)

AT BATS

- 2,428 (1997)
- 2,344 (2010)
- 2,327 (1994)
- 2,324 (1998)
- 2,323 (1999)
- 2,244 (2003)
- 2,223 (2018)
- 2,174 (1995)
- 2,169 (2000)
- 2,158 (1993)

RUNS

- 613 (1997)
- 595 (1998)
- 584 (2010)
- 558 (2000)
- 546 (1999)
- 503 (1994)
- 480 (1995)
- 467 (2018)
- 464 (1989)
- 426 (1993)

HITS

- 828 (1997)
- 816 (2010)
- 789 (1998)
- 769 (1999)
- 744 (1994)
- 702 (2000)
- 687 (2003)
- 679 (1993)
- 673 (1995)
- 659 (1989)

RBI

- 577 (1997)
- 549 (2010)
- 541 (1998)
- 507 (2000)
- 495 (1999)
- 444 (1994)
- 435 (1995)
- 423 (2018)
- 414 (1989)
- 385 (1993)

SINGLES

- 560 (1997)
- 548 (1994)
- 542 (1999)
- 523 (2010)
- 518 (1998)
- 511 (1993)
- 498 (2018)
- 488 (1989)
- 480 (2000)
- 477 (2003)
- 463 (2002)

DOUBLES

- 165 (1997)
- 165 (1998)
- 157 (1999)
- 152 (1995)
- 148 (2010)
- 144 (2000)
- 139 (2003)
- 135 (2008)
- 133 (1994)
- 128 (2002)

TRIPLES

- 26 (1986)
- 23 (1980)
- 22 (1985)
- 21 (2003)
- 21 (1994)
- 20 (1999)
- 19 (2012)
- 19 (1996)
- 19 (1998)
- 18 (2015)
- 18 (1997)
- 18 (1964)

HOME RUNS

- 131 (2010)
- 103 (2009)
- 87 (1998)
- 85 (1997)
- 73 (2018)
- 72 (1985)
- 63 (2000)
- 61 (1983)
- 60 (1984)
- 58 (2008)

EXTRA-BASE HITS

- 293 (2010)
- 271 (1998)
- 268 (1997)
- 227 (1999)
- 222 (2000)
- 219 (1995)
- 218 (2009)
- 210 (2003)
- 208 (2008)
- 201 (2018)

TOTAL BASES

- 1,385 (2010)
- 1,284 (1997)
- 1,253 (1998)
- 1,116 (1999)
- 1,065 (2000)
- 1,050 (2018)
- 1,045 (1994)
- 1,018 (2003)
- 1,009 (1995)
- 983 (2009)

STOLEN BASES

- 116 (1974)
- 113 (2012)
- 105 (2007)
- 101 (1971)
- 97 (2000)
- 90 (1978)
- 84 (2001)
- 83 (1999)
- 80 (2014)
- 76 (2005)
- 76 (1998)

BASE ON BALLS

- 349 (1989)
- 346 (1998)
- 340 (2000)
- 320 (1995)
- 309 (2018)
- 308 (1994)
- 288 (2001)
- 280 (2017)
- 278 (1997)
- 277 (1983)

STRIKEOUTS

- 501 (2018)
- 484 (2009)
- 465 (2010)
- 445 (2017)
- 416 (2016)
- 416 (2005)
- 416 (2004)
- 412 (2015)
- 409 (2003)
- 408 (1998)
- 399 (2011)
- 399 (1995)

HIT BY PITCH

- 84 (2018)
- 76 (2014)
- 73 (2010)
- 70 (1997)
- 65 (2007)
- 65 (2000)
- 64 (1989)
- 63 (2009)
- 62 (2016)
- 61 (2006)
- 60 (2011)
- 60 (2001)

BATTING AVG.

- .348 (2010)
- .341 (1997)
- .340 (1998)
- .331 (1999)
- .325 (1964)
- .324 (2000)
- .323 (1985)
- .320 (1994)
- .316 (1982)
- .315 (1993)

SLUGGING PCT.

- .591 (2010)
- .539 (1998)
- .529 (1997)
- .516 (2009)
- .514 (1985)
- .495 (1982)
- .491 (2000)
- .480 (1999)
- .476 (1978)
- .475 (2008)

ON-BASE PCT.

- .428 (1998)
- .425 (2000)
- .423 (2010)
- .419 (1997)
- .417 (1999)
- .417 (1989)
- .410 (1994)
- .407 (1995)
- .399 (1988)

TEAM PITCHING

ERA

- 2.09 (1967)
- 2.19 (1964)
- 2.19 (1954)
- 2.32 (1976)
- 2.48 (1958)
- 2.49 (1969)
- 2.50 (1962)
- 2.54 (1968)
- 3.13 (1975)
- 3.13 (1988)

WINS

- 50 (1997)
- 50 (1995)
- 46 (1999)
- 46 (1998)
- 44 (1994)
- 44 (1989)
- 43 (2018)
- 43 (2010)
- 42 (2003)
- 42 (1987)
- 41 (2000)

LOSSES

- 34 (2006)
- 34 (1983)
- 33 (2016)
- 29 (2011)
- 28 (2014)
- 28 (2012)
- 28 (2008)
- 28 (2008)
- 26 (2017)
- 26 (2015)
- 26 (2005)
- 26 (2002)
- 26 (1981)

SAVES

- 23 (1995)
- 21 (2005)
- 21 (2003)
- 18 (2015)
- 18 (2013)
- 18 (1997)
- 17 (2018)
- 16 (2010)
- 15 (2011)
- 14 (2017)
- 14 (2012)
- 14 (2007)
- 14 (1994)
- 14 (1988)

WINNING PCT.

- .794 (1995)
- .773 (1954)
- .762 (1967)
- .750 (1964)
- .746 (1997)
- .719 (1998)
- .712 (1976)
- .709 (1988)
- .708 (1999)
- .705 (1974)

SHUTOUTS

- 9 (1988)
- 8 (2015)
- 8 (1989)
- 8 (1976)
- 7 (2017)
- 7 (1967)
- 5 (2018)
- 5 (2014)
- 5 (1992)
- 5 (1990)
- 5 (1974)

INNINGS PITCHED

- 591.2 (1997)
- 579.0 (2018)
- 572.1 (2010)
- 570.0 (1999)
- 570.0 (1994)
- 565.1 (1995)
- 562.0 (2017)
- 561.2 (1998)
- 559.0 (2003)
- 547.2 (2015)

STRIKEOUTS

- 629 (1997)
- 595 (2018)
- 558 (1993)
- 554 (1999)
- 512 (1994)
- 489 (1996)
- 485 (2017)
- 484 (2010)
- 481 (1991)
- 472 (1998)

COMPLETE GAMES

- 21 (1967)
- 19 (1977)
- 18 (1976)
- 16 (1975)
- 13 (1985)
- 13 (1981)
- 11 (1992)
- 11 (1989)
- 11 (1983)
- 9 (1993)
- 9 (1986)



YEAR-BY-YEAR TEAM HITTING

Year	G	AVG	SIG	OBP	AB	R	H	2B	3B	HR	RBI	SB	SBA	BB	SO	HBP	SAC	SF
1949	19	.227			590	74	134	20	8	4	52	22		12			12	
1950	25	.294			878	150	258	32	8	3	121	64		116			21	
1951	25	.295			916	212	270	40	12	16	163							
1952	26	.256			927	187	237	36	12	8	149	27		167	171			
1953	21	.234			697	114	163	21	9	10	88							
1954	22	.281			740	154	208	32	14	11	150							
1955	25	.288			890	172	256	42	7	9	153							
1956	23	.270			756	165	204	25	12	12	141	54						
1957	26	.294			889	176	261	29	13	10	154	24						
1958	27	.274			951	198	261	42	13	15	174	40						
1959	27	.271			929	155	252	38	8	4	130	44						
1960	23	.268			817	159	219	32	9	12	126	28						
1961	25	.289			863	190	249	37	13	22	176	14		151				
1962	22	.268			758	146	203	32	8	17	142	1		129				
1963	25	.268			822	156	220	36	16	8	130	55						
1964	28	.307			933	174	286	42	19	8	134	56						
1965	20	.280			656	129	184	33	17	10	104	35						
1966	23	.271			790	117	214	27	9	21	107	24						
1967	42	.289			1279	219	369	47	12	32	198	36		146				
1968	34	.291			1091	182	318	44	9	19	150	18						
1969	37	.278			1178	189	328	49	10	8	160	65						
1970																		
1971	39	.303			1225	242	371	67	8	32	223	101						
1972	35	.268			1128	185	302	44	14	18	159	58						
1973	39	.248			1221	185	303	45	15	9	166	78						
1974	44	.274			1332	252	365	58	15	14	201	116		241	186		17	20
1975	45	.261			1378	231	360	77	6	21	210	56		204	263		18	25
1976	52	.283			1506	286	426	66	8	28	251	75		236	246		40	16
1977	46	.284			1395	285	396	71	12	34	251	78		239	300		30	16
1978	54	.293			1707	372	501	109	16	57	298	90		238	324	25	29	24
1979	42	.275			1238	245	341	58	11	33	201	67		216	231	19	40	18
1980	51	.248			1542	237	382	60	23	20	189	69		231	327	23	58	20
1981	53	.273			1691	292	461	80	8	49	248	46		203	278	14	28	13
1982	48	.316			1569	348	496	93	8	57	307	29		222	222	18	23	18
1983	50	.262	.436		1597	315	418	81	7	61	268	33	54	277	314	21	30	
1984	51	.270	.439		1611	313	435	75	10	60	275	49	63	231	312	23	28	12
1985	52	.323	.514		1796	404	580	83	22	72	372	23	33	213	287	21	10	20
1986	55	.291	.431		1821	364	530	75	26	42	322	28	34	276	294	22	17	17
1987	59	.306	.469	.397	1931	412	590	123	15	54	365	59	74	271	304	31	16	15
1988	55	.308	.415	.399	1785	373	549	96	15	27	332	21	33	258	275	31	10	24
1989	64	.309	.433	.413	2132	464	659	116	16	39	414	32	42	349	275	64	24	24
1990	58	.291	.409	.382	1880	372	548	99	14	31	323	21	38	253	246	37	20	23
1991	59	.299	.444	.390	1985	411	593	110	11	52	381	25	41	271	274	39	24	20
1992	55	.281	.352	.370	1812	258	510	70	12	11	225	34	50	238	294	31	28	17
1993	63	.315	.435	.396	2158	426	679	116	13	39	385	59	83	255	348	34	37	18
1994	65	.320	.449	.410	2327	503	744	133	21	42	444	64	85	308	379	48	52	26
1995	63	.310	.464	.407	2174	480	673	152	17	50	435	48	76	320	399	38	55	27
1996	56	.287	.428	.373	1951	374	559	115	19	41	345	67	78	222	330	48	51	16
1997	67	.341	.529	.419	2428	613	828	165	18	85	577	67	82	278	382	70	49	30
1998	64	.340	.539	.428	2324	595	789	165	19	87	541	76	95	346	408	43	26	37
1999	65	.331	.480	.417	2323	546	769	157	20	50	495	83	93	324	368	48	45	40
2000	61	.324	.491	.425	2169	558	702	144	15	63	507	97	118	340	314	65	44	30
2001	58	.291	.417	.393	1981	406	576	118	14	35	365	84	102	288	320	60	43	25
2002	60	.302	.427	.373	2116	399	639	128	7	41	358	56	66	215	356	41	43	25
2003	63	.306	.454	.374	2244	399	687	138	21	50	374	50	67	212	409	43	34	21
2004	56	.279	.398	.358	1935	318	540	105	16	31	291	39	50	218	416	33	39	22
2005	60	.293	.434	.377	2069	356	607	118	17	46	326	76	96	243	416	49	19	25
2006	56	.276	.389	.351	1945	283	536	104	6	35	255	41	55	174	397	61	31	15
2007	56	.295	.411	.382	1978	395	583	104	6	38	350	105	127	234	394	65	37	29
2008	56	.301	.475	.383	1949	387	586	135	15	58	346	74	106	228	386	51	30	30
2009	56	.286	.516	.381	1906	391	546	102	13	103	371	40	55	239	484	63	32	20
2010	64	.348	.591	.423	2344	584	816	148	14	131	549	61	94	261	465	73	58	38
2011	58	.296	.421	.380	2013	335	596	120	7	39	311	44	71	228	399	60	45	24
2012	59	.304	.432	.386	2005	351	610	113	19	35	311	113	151	232	372	52	60	27
2013	56	.275	.385	.359	1848	272	508	101	5	31	246	33	55	214	353	40	35	23
2014	56	.270	.340	.360	1838	235	497	65	9	15	212	80	119	192	298	76	51	19
2015	62	.273	.371	.359	2029	301	553	109	18	18	272	62	100	232	412	57	45	25
2016	56	.294	.416	.384	1976	346	581	102	14	37	310	61	89	241	416	62	9	21
2017	63	.274	.387	.367	2115	363	579	124	13	30	327	55	77	280	445	52	17	32
2018	66	.282	.439	.386	2223	467	626	124	4	73	423	50	75	309	501	84	17	26





YEAR-BY-YEAR TEAM PITCHING

Year	G	W-L	Pct.	SV	CG	SHO	ERA	IP	H	R	ER	BB	SO	PO	A	E	Pct.	DP
1949	19	9-10	.473				5.48	166.0	156	144	101	79	103	482	177	69	.905	18
1950	25	12-13	.480					217.2	180	104		142	156	524	290	65	.926	—
1951	25	14-11	.560					225.0	204	156		145	170	—	—	—	—	—
1952	26	13-11	.542				4.14	235.0	193	162	108	158	139	698	264	59	.942	—
1953	21	9-12	.429				3.84	173.1	161	120	74	131	132	629	199	66	.926	—
1954	22	17-5	.773				2.19	189.0	148	86	46	94	122	538	212	43	.946	—
1955	25	9-16	.360					215.2	249	191		119	133	641	230	83	.913	—
1956	23	12-11	.522				4.06	170.2	191	123	77	111	118	560	239	53	.938	—
1957	26	16-10	.615				3.24	222.0	228	132	80	106	144	665	288	53	.947	—
1958	27	19-8	.704				2.48	290.0	219	118	80	115	214	—	—	—	—	40
1959	27	15-11	.577				3.21	230.0	232	123	82	108	173	—	—	80	—	22
1960	23	15-8	.652				5.31	207.0	209	148	122	128	158	1265	601	105	.947	37
1961	25	14-11	.560				4.21	220.0	235	150	103	120	129					
1962	22	15-7	.682				2.50	205.0	186		57	108	160					
1963	25	17-8	.680				3.46	213.0	158	98	82	103	189					
1964	28	21-7	.750				2.45	246.1	177	91	67	136	179					
1965	20	13-7	.650				4.66	152.2	140	89	79	91	121					
1966	23	14-9	.609				2.65	180.0	133	77	53	79	132					
1967	42	32-10	.762		21		2.09	374.0	271	145	87	168	312					
1968	34	22-12	.647				2.52	289.0	226	109	81	154	232					
1969	37	20-17	.541				2.49	318.0	270	128	88	155	265					
1970																		
1971	39	23-16	.590				4.65	325.1	323	212	168	161	257					
1972	35	18-17	.514				3.15	303.0	305	174	106	106	186					
1973	39	20-19	.513			3	3.71	329.2	288	184	136	178	188					
1974	44	31-13	.705			5	2.88	362.1	287	154	116	206	171					
1975	45	24-21	.533		16	4	3.13	371.1	306	186	129	174	240					
1976	52	37-15	.712		18	8	2.32	399.1	318	175	103	177	299					
1977	46	28-18	.609		19	4	3.94	367.2	360	227	161	184	262					
1978	54	33-21	.611		6	2	4.13	442.0	413	294	203	257	284					
1979	42	21-21	.500		8	2	3.84	339.2	284	195	145	207	257					
1980	51	27-24	.529		9	6	3.84	421.2	412	252	180	256	221					
1981	53	27-26	.509		11	13	4.95	438.0	501	289	241	210	257					
1982	48	27-20	.573		8	5	5.90	386.0	450	312	253	231	226	—	—	89	—	42
1983	50	16-34	.320		2	11	2	6.89	407.2	524	394	312	272	1193	456	101	.942	35
1984	51	27-24	.529		6	7	2	6.21	409.0	411	341	282	261	1226	517	99	.946	36
1985	52	30-22	.577		7	13	0	5.44	426.2	515	322	258	221	1259	522	97	.948	41
1986	55	31-24	.564		10	9	2	5.13	447.1	508	313	255	193	1353	572	100	.951	40
1987	59	42-18	.700		11	7	2	4.47	483.0	514	279	240	385	1452	567	69	.967	49
1988	55	39-16	.709		14	6	9	3.13	451.1	402	205	157	181	1352	545	74	.962	40
1989	64	44-20	.668		13	11	8	3.33	540.2	545	304	235	236	1622	626	77	.967	61
1990	58	34-24	.586		8	7	5	5.09	468.1	488	321	265	265	1405	566	98	.953	44
1991	59	35-24	.593		7	7	2	4.18	495.2	495	285	230	239	1487	641	83	.962	56
1992	55	30-25	.545		13	11	5	3.43	469.0	448	226	179	219	1407	546	72	.964	35
1993	63	40-23	.635		11	9	4	3.98	538.2	518	292	238	233	1616	625	82	.965	67
1994	65	44-21	.677		14	4	3	3.85	570.0	558	291	244	211	1710	705	93	.963	50
1995	63	50-13	.794		23	7	2	3.53	565.1	541	276	222	171	1696	725	94	.963	61
1996	56	32-24	.571		8	0	3	4.74	497.0	488	318	262	235	1491	584	104	.952	39
1997	67	50-17	.746		18	4	4	4.30	591.2	568	354	283	246	1775	685	109	.958	66
1998	64	46-18	.719		8	3	4	4.74	561.2	603	342	296	202	1685	672	93	.962	69
1999	65	46-19	.708		11	4	3	4.94	570.0	634	380	313	206	1710	548	103	.956	44
2000	61	41-20	.672		8	4	1	5.31	536.0	611	381	316	227	1608	582	101	.956	42
2001	57	37-21	.638		11	2	4	4.05	509.1	538	284	229	177	1528	627	90	.960	53
2002	60	34-26	.600		9	5	4	4.85	525.1	564	324	283	165	1576	627	68	.970	59
2003	63	42-21	.667		21	2	3	4.22	559.0	564	305	262	173	1677	652	77	.968	54
2004	56	32-24	.571		11	1	3	4.81	498.0	510	320	266	203	1494	574	81	.962	32
2005	60	34-26	.567		21	1	2	3.89	535.0	547	291	231	169	1605	679	83	.965	46
2006	56	22-34	.393		9	0	1	5.15	494.2	562	354	283	214	1484	557	90	.958	43
2007	56	31-25	.554		14	1	3	4.59	506.0	550	325	258	208	1518	606	91	.959	46
2008	56	28-28	.500		13	2	2	4.86	494.1	550	316	267	167	1483	556	64	.970	44
2009	56	31-25	.554		12	0	0	6.12	497.1	648	387	338	228	1492	526	65	.969	55
2010	64	43-21	.672		16	3	2	5.00	572.1	636	386	318	220	1717	616	93	.962	46
2011	58	29-29	.500		15	2	3	5.09	518.0	599	341	293	226	1554	572	71	.968	43
2012	59	31-28	.525		14	0	3	3.92	521.1	513	276	227	184	1564	661	84	.964	52
2013	56	33-23	.589		18	2	2	3.40	492.2	458	242	186	189	1478	616	66	.969	50
2014	56	28-28	.500		8	4	5	3.34	501.2	482	228	186	167	1503	592	65	.970	51
2015	62	36-26	.581		18	3	8	3.42	547.2	517	254	208	212	1643	610	61	.974	46
2016	56	23-33	.411		5	2	4	4.57	496.1	525	304	252	196	1489	581	85	.961	46
2017	63	37-26	.587		14	2	7	4.36	562.0	559	303	272	181	1686	649	59	.975	52
2018	66	43-23	.651		17	3	5	4.13	579.0	545	299	266	223	1737	593	61	.971	35



STREAKS & SWEEPS

BEST OVERALL RECORD AFTER

Table with columns: Games, Record, Year. Lists streaks from 1-0 to 50-17.

BEST SEC RECORD AFTER

Table with columns: Games, Record, Year. Lists SEC streaks from 1-0 to 20-10.

WINNING STREAKS

Table with columns: ALL GAMES, SEC GAMES, PLAINSMAN PARK. Lists winning streaks by category.

PLAINSMAN PARK-SEC

Table with columns: Games, Record, Year. Lists PlainSMAN PARK-SEC streaks.

ROAD GAMES

Table with columns: Games, Record, Year. Lists ROAD GAMES streaks.

SEC ROAD GAMES

Table with columns: Games, Record, Year. Lists SEC ROAD GAMES streaks.

LOSING STREAKS

Table with columns: Games, Record, Year. Lists losing streaks by category.

SEC GAMES

Table with columns: Games, Record, Year. Lists SEC GAMES losing streaks.

PLAINSMAN PARK

Table with columns: Games, Record, Year. Lists PLAINSMAN PARK losing streaks.

PLAINSMAN PARK-SEC

Table with columns: Games, Record, Year. Lists PLAINSMAN PARK-SEC losing streaks.

ROAD GAMES

Table with columns: Games, Record, Year. Lists ROAD GAMES losing streaks.

Table with columns: Games, Record, Year. Lists general streaks.

SEC ROAD GAMES

Table with columns: Games, Record, Year. Lists SEC ROAD GAMES streaks.

SEC SWEEPS

AUBURN HOME SWEEP VS.

Table listing Auburn home sweep streaks against various opponents.

AUBURN ROAD SWEEP VS.

Table listing Auburn road sweep streaks against various opponents.

AUBURN SWEPT AT HOME

Table listing Auburn swept at home streaks against various opponents.

AUBURN SWEPT ON ROAD

Table listing Auburn swept on road streaks against various opponents.





YEAR-BY-YEAR LEADERS

AT BATS		
Year	Player	AB
1949	Dick Webb	74
1950	Ray Dean	109
1951	Ray Dean	106
	Dick Webb	106
1952	Bobby Jordan	107
1953	Bobby Jordan	92
1954	Jim Pyburn	88
1955	Guy Young	112
1956	Guy Young	97
1957	Lloyd Nix	112
1958	L.F. Lanier	118
1959	Benny Catchings	107
1960	Benny Catchings	104
1961	Jim Douglas	102
1962	Otis Bibb	90
	Wayne Fowler	90
1963	Otis Bibb	99
1964	Jimmy Martin	120
1965	Dink Haire	81
	Pete McKenzie	81
1966	Ralph Wells	100
1967	Pete McKenzie	175
1968	Frank Baldasare	125
1969	John Shafer	123
1970	Russ Walker	132
1971	Ken Dempsey	140
1972	Joe Haefner	130
1973	Gary Dailey	141
1974	Gary Dailey	152
	Vic Sharek	152
1975	Mickey Miller	167
1976	David Duffner	173
1977	Dom Fucci	154
	Steve Renfroe	154
1978	Steve Montgomery	203
1979	Steve Montgomery	139
1980	Steve Renfroe	174
1981	John Metasavage	182
1982	Doug Gilcrease	197
1983	DeWayne Friend	186
1984	Rock Wilson	193
1985	Paul Foster	201
1986	Paul Foster	217
1987	Rock Wilson	229
1988	Clark Preble	221
1989	Clark Preble	258
1990	Ted Corbin	168
1991	Brad Parker	224
1992	Brandon Moore	206
1993	Jay Waggoner	247
1994	Jay Waggoner	291
1995	Jay Waggoner	268
1996	Adam Sullivan	222
1997	Tim Hudson	273
1998	Casey Dunn	275
1999	Casey Dunn	269
	Mailon Kent	269
2000	Dominic Rich	265
2001	Javon Moran	255
2002	Javon Moran	266
2003	Javon Moran	272
2004	Josh Bell	226
2005	Tyler Johnstone	259
2006	Tyler Johnstone	229
2007	Robert Brooks	217
2008	Hunter Morris	211
2009	Trent Mummey	218
2010	Hunter Morris	272
2011	Casey McElroy	234
2012	Ryan Tella	236
2013	Ryan Tella	216
2014	Jordan Ebert	204
2015	Anfernee Grier	254
2016	Anfernee Grier	238
2017	Jonah Todd	242
2018	Brendan Venter	251

RUNS		
Year	Player	R
1949	Charlie Gilbert	10
	Jack Rucker	10
1950	Ray Dean	22
1951	Ray Dean	33

1952	George Reid	20
1953	Joe Davis	17
1954	Jim Pyburn	22
1955	Byrd Whigham	31
1956	Billy Roberson	29
1957	L.F. Lanier	25
1958	L.F. Lanier	27
1959	Jim Douglas	23
1960	Jim Douglas	29
1961	Jim Douglas	32
1962	Otis Bibb	27
	Larry Nichols	27
1963	Jim Bachus	27
1964	Otis Bibb	*32
1965	Reggie Gilbert	21
1966	Pete McKenzie	22
1967	Greg Golden	31
	Scotty Long	31
1968	Rick Countryman	25
	Greg Golden	25
	Frank Baldasare	30
1969	NA	
1970	NA	
1971	Ken Dempsey	37
1972	Joe Haefner	27
1973	Curt Cope	25
	Mickey Miller	25
	Vic Sharek	25
1974	Vic Sharek	40
1975	Mickey Miller	30
1976	Curt Cope	45
1977	Pat Keedy	37
1978	Dom Fucci	*58
1979	J.B. Brown	32
1980	Johnny Tutt	31
1981	Johnny Tutt	44
1982	Doug Gilcrease	58
1983	DeWayne Friend	39
1984	Rock Wilson	42
1985	Bo Jackson	55
1986	Trey Gainous	54
1987	Rock Wilson	71
1988	Clark Preble	47
1989	Chris Hart	62
	Frank Thomas	62
	Ted Corbin	38
1990	Andrew Albrecht	61
1991	Andrew Albrecht	61
1992	Chris Christopher	41
1993	Jay Waggoner	54
1994	Jay Waggoner	69
1995	Mark Bellhorn	66
1996	Adam Sullivan	62
1997	Adam Sullivan	81
1998	Scott Pratt	82
1999	Mailon Kent	79
2000	Gabe Gross	83
2001	Javon Moran	54
2002	Javon Moran	59
2003	Javon Moran	53
2004	Clete Thomas	53
2005	Clete Thomas	66
2006	Tyler Johnstone	43
2007	Josh Donaldson	63
2008	Mike Bianucci	54
2009	Trent Mummey	66
2010	Hunter Morris	66
2011	Casey McElroy	46
2012	Jay Gonzalez	48
2013	Ryan Tella	42
2014	Damek Tomscha	37
2015	Anfernee Grier	41
2016	Anfernee Grier	56
2017	Jonah Todd	56
2018	Will Holland	61

HITS		
Year	Player	H
1949	Jack Rucker	16
	Dick Webb	16
1950	Ray Dean	37
1951	Dick Webb	38
1952	Inman Veal	32
1953	Bobby Jordan	24
1954	Jim Pyburn	38
1955	Doug Dickey	40
1956	Alton Shell	35
1957	L.F. Lanier	35

1958	L.F. Lanier	39
1959	Alan Koch	36
1960	Benny Catchings	37
1961	Jim Douglas	36
1962	Larry Nichols	35
1963	Jimmy Barfield	29
1964	Jimmy Barfield	43
1965	Frank Fryer	28
1966	Frank Fryer	35
1967	Scotty Long	49
	George Simmons	49
	Frank Baldasare	*45
1968	Larry Nichols	*45
1969	John Shafer	39
1970	Russ Walker	40
1971	Joey Martin	55
1972	Andy Merchant	47
1973	Mark Hatchett	43
	Mickey Miller	43
1974	Vic Sharek	56
1975	Mickey Miller	54
1976	Mickey Miller	53
1977	Steve Renfroe	53
1978	Dom Fucci	71
1979	Robert Sorrell	53
1980	Johnny Tutt	50
	Darryl Wilks	50
1981	Johnny Tutt	63
1982	Doug Gilcrease	76
1983	DeWayne Friend	54
1984	Rock Wilson	62
1985	Paul Foster	87
1986	Paul Foster	86
1987	Rock Wilson	85
1988	Clark Preble	78
1989	Clark Preble	88
1990	Tim Edge	62
1991	Jeff Leatherman	78
1992	Brannen Veal	68
1993	Brandon Moore	84
	Cliff Shanks	84
1994	Jay Waggoner	*119
1995	Jay Waggoner	87
1996	Adam Sullivan	70
1997	Tim Hudson	108
1998	Scott Pratt	105
1999	Casey Dunn	102
	Mailon Kent	102
2000	Todd Faulkner	105
2001	Mailon Kent	84
2002	Javon Moran	97
2003	Tug Hulett	93
2004	Clete Thomas	71
2005	Tyler Johnstone	85
2006	Tyler Johnstone	76
2007	Josh Donaldson	75
2008	Hunter Morris	74
2009	Trent Mummey	63
2010	Hunter Morris	105
2011	Casey McElroy	87
2012	Ryan Tella	85
2013	Garrett Cooper	67
2014	Jordan Ebert	72
2015	Anfernee Grier	82
2016	Anfernee Grier	87
2017	Jonah Todd	91
2018	Jay Estes	78
	Will Holland	78

BATTING AVERAGE		
Year	Player	AVG
1949	Emmett McAfee	.306
1950	Ray Dean	.339
1951	Dick Webb	.358
1952	Gene Hoehle	.345
1953	Jimmy Powell	.322
1954	Jim Pyburn	.432
1955	Doug Dickey	.381
1956	Alton Shell	.380
1957	L.F. Lanier	.372
1958	Pat Duke	.347
1959	Alan Koch	.419
1960	Benny Catchings	.356
1961	Jim Douglas	.353
1962	Larry Nichols	.412
1963	Jimmy Barfield	.363
1964	Jimmy Barfield	.374

1965	Frank Fryer	373
1966	Frank Fryer	361
1967	Greg Golden	346
1968	Frank Baldasare	360
1969	John Shafer	317
1970	Russ Walker	303
1971	Joey Martin	*417
1972	Andy Merchant	376
1973	Mickey Miller	331
1974	Vic Sharek	368
1975	Mickey Miller	323
1976	Richie Howard	383
1977	Steve Renfroe	344
1978	Dom Fucci	401
1979	Robert Sorrell	398
1980	Johnny Tutt	313
1981	Johnny Tutt	371
1982	Doug Gilcrease	386
1983	DeWayne Friend	290
1984	Rock Wilson	321
1985	Paul Foster	*433
1986	Paul Foster	396
1987	Rock Wilson	381
1988	Frank Thomas	*375
1989	Frank Thomas	*403
1990	Tim Edge	*387
1991	Andrew Albrecht	361
1992	Brannen Veal	332
1993	Cliff Shanks	391
1994	Jay Waggoner	409
1995	Shawn McNally	396
1996	Dallan Ruch	369
1997	Adam Sullivan	396
1998	Scott Pratt	407
1999	Casey Dunn	379
	Mailon Kent	379
2000	Gabe Gross	*430
2001	Mailon Kent	350
2002	Javon Moran	365
2003	Tug Hulett	373
2004	Clete Thomas	329
2005	Karl Amonite	365
2006	Mike Bianucci	359
2007	Josh Donaldson	349
2008	Hunter Morris	351
2009	Justin Hargett	330
2010	Hunter Morris	386
2011	Casey McElroy	372
2012	Ryan Tella	360
2013	Garrett Cooper	354
2014	Jordan Ebert	353
2015	Anfernee Grier	323
2016	Joshua Palacios	385
2017	Jonah Todd	376
2018	Jay Estes	329

HOME RUNS		
Year	Player	HR
1949	Charlie Gilbert	2
1950	Charlie Gilbert	1
	Gene Hoehle	1
	Bill Logan	1
1951	Charlie Gilbert	5
1952	Bill McMurry	3
1953	Billy Ray Roberson	2
	Howell Tubbs	2
1954	Jim Pyburn	4
1955	Guy Young	3
1956	Howell Tubbs	5
1957	Jackie Burkett	2
	Pat Duke	2
	Rex Frederick	2
	Lloyd Nix	2
1958	Pat Duke	3
	Rex Frederick	3
	Shot Johnston	3
1959	Morris Savage	2
1960	Bill Breakfield	4
1961	Larry Nichols	7
1962	Bill Breakfield	4
	Wayne Fowler	4
	Larry Nichols	4
1963	Jim Bachus	2
1964	Jim Bachus	2
	Jimmy Barfield	2
1965	Frank Fryer	3



YEAR-BY-YEAR LEADERS

Table of Year-by-Year Leaders for Runs Batted In (RBI) from 1966 to 2018. Includes player names and RBI counts.

RUNS BATTED IN

Table of Year-by-Year Leaders for Runs Batted In (RBI) from 1949 to 1963. Includes player names and RBI counts.

Table of Year-by-Year Leaders for Stolen Bases (SB) from 1964 to 2018. Includes player names and SB counts.

STOLEN BASES

Table of Year-by-Year Leaders for Stolen Bases (SB) from 1949 to 1963. Includes player names and SB counts.

Table of Year-by-Year Leaders for Wins from 1970 to 2018. Includes player names and win counts.

WINS

Table of Year-by-Year Leaders for Wins from 1949 to 1957. Includes player names and win counts.

Table of Year-by-Year Leaders for ERA from 1973 to 2018. Includes player names and ERA values.

ERA

Table of Year-by-Year Leaders for ERA from 1949 to 1971. Includes player names and ERA values.





YEAR-BY-YEAR LEADERS

1972	Jack Van Yperen	1.97
1973	Bill Lawrence	3.03
1974	Terry Leach	*1.30
1975	Joe Beckwith	1.97
1976	Robert Hudson	1.74
1977	Joe Beckwith	1.69
1978	Scott Roney	2.56
1979	Dana Becton	3.19
1980	Phil Constan	1.84
1981	Phil Deriso	3.79
1982	Gary Smith	3.33
1983	Ward Yerby	5.11
1984	Mark Chapman	3.44
1985	Greg Jacobson	4.73
1986	Stacy Jones	4.16
1987	Gregg Olson	*1.26
1988	Gregg Olson	*2.00
1989	Tommy Youngblood	2.62
1990	Mark Fuller	3.76
1991	Brian Senn	2.62
1992	John Powell	2.54
1993	Scott Sullivan	2.55
1994	John Powell	2.22
1995	Chris Morrison	2.70
1996	Tim Hudson	3.25
1997	Tim Hudson	2.97
1998	Colter Bean	3.56
1999	Brent Schoening	3.32
2000	Colter Bean	3.29
2001	Hayden Gliemmo	2.77
2002	Arnold Hughey	3.91
2003	Levale Speigner	2.42
2004	Chris Dennis	2.61
2005	John Madden	*1.77
2006	Johnny Thompson	2.95
2007	Scott Shuman	2.00
2008	Evan Crawford	2.42
2009	Austin Hubbard	4.20
2010	Austin Hubbard	2.44
2011	Derek Varnadore	3.68
2012	Daniel Koger	3.19
2013	Conner Kendrick	2.13
2014	Keegan Thompson	2.01
2015	Justin Camp	2.33
2016	Casey Mize	3.52
2017	Casey Mize	2.04
2018	Cody Greenhill	2.30

STRIKEOUTS

Year	Player	SO
1949	George Hill	41
1950	Bill Letchworth	46
1951	Bill Letchworth	78
1952	Buck Bradberry	85
1953	Paul Susce	53
1954	Paul Susce	57
1955	Paul Susce	70
1956	Paul Susce	56
1957	Wynton Overstreet	34
1958	Alan Koch	35
1959	Porter Gilbert	54
1960	Alan Koch	88
1961	Jim Boyd	44
1962	Jim Boyd	54
1963	Jim Overton	101
1964	Duke Shackelford	54
1965	Montie Sharpe	67
1966	Q.V. Lowe	65
1967	Q.V. Lowe	*123
1968	Tommy Smith	*89
1969	Rick Eisenacher	90
1970	NA	
1971	Earl Nance	65
1972	Jack Van Yperen	60
1973	Jim Handley	41
	Bill Lawrence	41
1974	Davis May	58
1975	Davis May	72
1976	Robert Hudson	73
1977	Joe Beckwith	99
1978	Mark Shifflett	61
1979	Mark Shifflett	61
1980	Mark Shifflett	45
1981	Phil Deriso	58
1982	Ward Yerby	44
1983	Ward Yerby	60

1984	Stuart Tate	73
1985	Mark Chapman	51
1986	Mark Chapman	78
1987	Gregg Olson	96
1988	Gregg Olson	113
1989	Scott Renner	92
1990	Mike Ferry	88
1991	John Powell	121
1992	John Powell	120
1993	John Powell	*191
1994	John Powell	130
1995	Ryan Halla	148
1996	Bryan Hebson	91
1997	Tim Hudson	*165
1998	Brent Schoening	111
1999	Brent Schoening	151
2000	Chris Bootcheck	101
2001	Eric Brandon	61
2002	Levale Speigner	61
2003	Arnold Hughey	85
2004	Arnold Hughey	79
2005	Arnold Hughey	80
2006	Evan Crawford	55
2007	Brett Butts	54
	Paul Burnside	54
	Taylor Thompson	54
2008	Grant Dayton	79
2009	Grant Dayton	69
2010	Grant Dayton	69
2011	Derek Varnadore	64
2012	Derek Varnadore	73
2013	Conner Kendrick	75
2014	Keegan Thompson	73
2015	Cole Lipscomb	91
2016	Casey Mize	59
2017	Casey Mize	109
2018	Casey Mize	*156

INNINGS PITCHED

Year	Player	IP
1949	George Hill	57.2
1950	George Hill	56.2
1951	Bill Letchworth	92.2
1952	Buck Bradberry	83.0
1953	Paul Susce	54.0
1954	Paul Susce	64.0
1955	Paul Susce	74.0
1956	Paul Susce	73.2
1957	Henry Dumas	44.0
1958	Alan Koch	81.0
	Red Roberts	81.0
1959	Porter Gilbert	58.0
	Lloyd Nix	58.0
1960	Alan Koch	81.0
1961	Jim Boyd	71.0
1962	Jim Boyd	63.0
1963	Jim Overton	101.1
1964	Jimmy Crysel	74.2
1965	Montie Sharpe	72.1
1966	Q.V. Lowe	85.0
1967	Q.V. Lowe	128.0
1968	Tommy Smith	81.1
1969	Rick Eisenacher	82.0
1970	NA	
1971	Earl Nance	75.0
1972	Jack Van Yperen	87.0
1973	Bill Lawrence	92.0
1974	Davis May	97.0
1975	Davis May	85.1
1976	Robert Hudson	114.0
1977	Joe Beckwith	101.1
1978	Scott Roney	95.0
1979	Mark Shifflett	62.0
1980	Phil Deriso	78.2
1981	Phil Deriso	90.1
1982	Lance Long	67.1
1983	Ward Yerby	107.1
1984	Charlie Smith	71.1
1985	Mark Chapman	83.2
1986	Mark Chapman	99.0
1987	Stacy Jones	110.1
1988	Scott Renner	87.1
1989	Scott Renner	120.0
1990	Jason Harkins	91.0
1991	John Powell	101.0
1992	John Powell	109.7

1993	John Powell	141.0
1994	Kevin Humphreys	142.2
1995	Ryan Halla	146.2
1996	Bryan Hebson	100.1
1997	Tim Hudson	118.1
1998	Hayden Gliemmo	118.1
1999	Brent Schoening	138.1
2000	Chris Bootcheck	122.0
2001	Levale Speigner	113.1
2002	Levale Speigner	104.1
2003	Arnold Hughey	102.0
2004	Arnold Hughey	96.1
2005	Arnold Hughey	98.2
2006	Evan Crawford	78.2
2007	Bryan Woodall	70.2
2008	Grant Dayton	81.0
2009	Grant Dayton	73.0
2010	Grant Dayton	95.0
2011	Derek Varnadore	88.0
2012	Derek Varnadore	87.2
2013	Michael O'Neal	89.0
2014	Dillon Ortman	100.0
2015	Cole Lipscomb	92.2
2016	Justin Camp	81.1
2017	Keegan Thompson	93.1
2018	Casey Mize	*114.2

SAVES

Year	Player	SV
1978	Scott Roney	4
1979	Phil Deriso	3
	Bill Latham	3
1980	Mark Shifflett	5
1981	Phil Deriso	6
1982	Lance Long	3
	Marc Saucedo	3
1983	Lance Long	2
1984	Tim McLain	4
1985	Greg Jacobson	3
1986	Stacy Jones	3
	Ron Siwa	3
1987	Gregg Olson	10
1988	Gregg Olson	10
1989	Mike Ferry	8
1990	Mike Ferry	4
1991	Scott Sullivan	4
1992	Alec Newi	3
	Brian Senn	3
1993	Scott Sullivan	5
1994	Ryan Halla	7
1995	Finley Woodward	*19
1996	Tim Hudson	3
1997	Finley Woodward	8
1998	Colter Bean	7
1999	Colter Bean	8
2000	Colter Bean	5
2001	Eric Brandon	5
2002	Cory Duedeit	4
2003	Steven Register	*16
2004	Steven Register	8
2005	Michael Nix	*13
2006	Luke Greinke	6
2007	Brett Butts	6
2008	Bryan Woodall	11
2009	Austin Hubbard	12
2010	Austin Hubbard	10
2011	Ethan Wallen	5
2012	Justin Bryant	7
2013	Terrance Dedrick	10
2014	Terrance Dedrick	4
2015	Justin Camp	8
2016	Gordon Cardenas	2
2017	Cole Lipscomb	6
2018	Calvin Coker	7

* SEC Leader

AUBURN TRIPLE CROWN WINNERS

1962	Larry Nichols
1965	Frank Fryer
1968	Frank Baldasare
1976	Richie Howard
1983	DeWayne Friend
1988	Frank Thomas
1989	Frank Thomas
1990	Tim Edge
1992	Brannen Veal
1999	Casey Dunn
2005	Karl Amonite
2010	Hunter Morris
2011	Casey McElroy
2013	Garrett Cooper

AUBURN PITCHING TRIPLE CROWN WINNERS

1951	Bill Letchworth
1952	Buck Bradberry
1954	Paul Susce
1956	Paul Susce
1960	Alan Koch
1961	Jim Boyd
1963	Joe Overton
1965	Monty Sharpe
1966	QV Lowe
1972	Jack Van Yperen
1973	Bill Lawrence
1976	Robert Hudson
1977	Joe Beckwith
1981	Phil Deriso
1987	Gregg Olson
1997	Tim Hudson
1999	Brent Schoening
2011	Derek Varnadore
2017	Casey Mize



TEAM & INDIVIDUAL SUPERLATIVES

AUBURN'S SEC/NCAA LEADERS

SEC BATTING			SEC PITCHING		
AVERAGE			WINS		
1971	Joey Martin	.417	1963	Joe Overton	8
1985	Paul Foster	.433	1964	Jimmy Crysel	9
1988	Frank Thomas	.385	1967	Q.V. Lowe	15
1989	Frank Thomas	.403	1993	John Powell	15
1990	Tim Edge	.387	1995	Ryan Halla	16
2000	Gabe Gross	.430	1997	Tim Hudson	15
			1998	Hayden Gliemmo	13
			1999	Hayden Gliemmo	13
				Brent Schoening	13
HITS			EARNED RUN AVERAGE		
1968	Frank Baldasare	45	1963	Joe Overton	1.26
1994	Jay Waggoner	119	1965	Mike Sharpe	1.79
			1968	George Simmons	1.25
			1974	Terry Leach	1.30
			1987	Gregg Olson	1.27
			1988	Gregg Olson	2.00
			2005	John Madden	1.77
RUNS			STRIKEOUTS		
1964	Otis Bibb	30	1967	Q.V. Lowe	123
1978	Dom Fucci	58	1968	Tony Smith	81
			1993	John Powell	191
			1997	Tim Hudson	165
			2018	Casey Mize	156
HOME RUNS			SAVES		
1967	Scotty Long	11	1995	Finley Woodard	19
1982	Doug Gilcrease	17	2003	Steven Register	16
1987	Frank Thomas	*21	2005	Michael Nix	13
2010	Hunter Morris	23			
			* - Tied for SEC lead		
TRIPLES			INDIVIDUAL NCAA LEADERS		
1964	Jimmy Barfield	6	TRIPLES PER GAME		
1965	Frank Fryer	5	1965	Frank Fryer	0.26
1973	Mark Hatchett	5	TOTAL BASES		
1980	Johnny Tutt	*5	2010	Hunter Morris	202
1984	Rock Wilson	*7	EARNED RUN AVERAGE		
1986	Trey Gainous	10	1987	Gregg Olson	1.26
1987	Rock Wilson	7	STRIKEOUT-TO-WALK RATIO		
1998	Scott Pratt	8	2017	Casey Mize	12.11
2005	Clete Thomas	6	STRIKEOUT RATIO (k/9 inn.)		
2017	Jonah Todd	*5	1965	Frank Fryer	0.26
			VICTORIES		
			1997	Tim Hudson	15
			SAVES		
			2003	Steven Register	16
DOUBLES			TEAM NCAA LEADERS		
1961	Ben Catchings	*6	HOME RUNS		
1962	Larry Nichols	11	2010		131
1964	Jimmy Barfield	9	HOME RUNS PER GAME		
1971	Ken Dempsey	*12	2010		2.05
1987	Tony Haney	25	SLUGGING PERCENTAGE		
2005	Karl Amonite	25	2010		.591
RUNS BATTED IN					
1962	Larry Nichols	32			
1999	Casey Dunn	86			
2010	Hunter Morris	76			
2018	Edouard Julien	69			
STOLEN BASES					
1978	Dom Fucci	28			
2012	Jay Gonzalez	30			

NO-HITTERS & PERFECT GAMES

MARCH 9, 2018

Score	Auburn 6, Northeastern 0
Feat	No-hitter
Individuals	Casey Mize [9.0]
Notes	The no-hitter came with 13 strikeouts and no walks.

MARCH 19, 2002

Score	Auburn 9, UAB 2
Feat	Combined No-hitter
Individuals	Mike Mueller [2.0], Lee Carter [1.0], Brandon Channell [1.0], Reid Price [1.0], Andrew Skinner [1.0], Arnold Hughey [1.0], Ken Clayton [1.0], Cory Dweitt [0.2], Sean Jones [0.1]
Notes	NCAA Division I record nine pitchers combined to no-hit UAB ... Six base runners on the evening ... One hit batter in the second inning along with two walks and three Auburn errors in the ninth inning ... Only four balls hit out of the infield.

MARCH 2, 2002

Score	Auburn 9, Murray State 0
Feat	Perfect Game
Individual	Eric Brandon [9.0]
Notes	Retires all 27 batters faced, while striking out a career-high 12 batters ... First Auburn pitcher and first Southeastern Conference pitcher since 1963 (39 years) to toss a nine-inning perfect game ... Threw 94 pitches, including 69 for strikes ... Brandon's parents both hail from Murray, Ky., and graduated from Murray State.

APRIL 30, 1991

Score	Auburn 14, LaGrange 0 [7 inn.]
Feat	Perfect Game
Individual	Jason Johnson [7.0]

MARCH 11, 1979

Score	Auburn 10, Clemson 1
Feat	Combined No-Hitter
Individuals	Dan Becton [6.0], Phil Deriso [3.0]

FEBRUARY 26, 1976

Score	Auburn 5, Houston 0 [7 inn.]
Feat	No-hitter
Individual	Joe Beckwith [7.0]
Notes	No-hitter came in the season opener.

APRIL 4, 1948

Score	Auburn 6, Tennessee 0
Feat	No-hitter

APRIL 2, 1937

Score	Auburn 17, Troy 2
Feat	No-hitter

APRIL 18, 1936

Score	Auburn 3, Georgia 0
Feat	No-hitter
Notes	First known no-hitter in Auburn history.



HOME RUN RECORDS

GRAND SLAMS (since 1979)

Date	Player	Opponent	Pitcher (R/L)	Inn.
4/7/79	Pat Keedy	Alabama	Ben Flagler	7th
1979	Tim Rowell	Fairfield	Joe Cizynski	1st
4/10/82	John Metasauage	LSU	Bill Donathon	2nd
4/14/82	Magentale	at Columbus College	Givens	1st
5/11/982	Bob Berry	at Georgia State	Tracy Dean	5th
4/6/85	Tim Lemmons	at Alabama	Greg Hibbard (L)	7th
4/7/85	Tim Lemmons	at Alabama	Mike Sodder (L)	3rd
5/2/85	Paul Foster	Alabama (Dothan)	Jeff Oyster (R)	5th
3/1086	Paul Foster	RICHMOND	Jim Merritt (R)	7th
3/12/86	Mark Sayers	at UAB	Chris Murdock (R)	6th
3/29/86	Mark Sayers	at Vanderbilt [Gm 1]	John Parke (R)	2nd
5/1/86	Tony Haney	Alabama (Dothan)	Todd Poelstra (L)	6th
2/25/87	Frank Thomas	at UAB	Chris Murdock (R)	6th
3/8/87	Frank Thomas	at Sanford	Rex Tuckler (L)	3rd
5/2/87	T. Youngblood	at Tennessee	Ron Morton (R)	9th
3/6/88	Jeff Livesey	at Vanderbilt	Mike McLochlin (R)	9th
3/20/88	Jeff Livesey	at Georgia	Phil Willis (R)	5th
3/31/88	Jeff Livesey	RIDER	Kenny Kremer (L)	8th
5/20/89	Joe Siwa	W. CAROLINA	Paul Menhart (R)	3rd
4/1/90	Mickey Tomey	at LSU	Jason Wall (L)	7th
2/8/91	Andrew Albrecht	W. CAROLINA	Jeff Graham (R)	2nd
3/4/91	Jeff Leatherman	APPALACHIAN ST.	Gary Davis (R)	8th
3/25/92	Chris Holland (ITP)	at Arkansas	Brent Birch (L)	3rd
3/5/93	Mark Bellhorn	TAMPA	Keith LeBrecque (R)	6th
3/5/94	Kevin Chabot	JACKSONVILLE ST.	Tony Shaver (R)	1st
4/11/94	Ken Key	ETSU	Todd Anderson (R)	3rd
3/17/95	Mark Bellhorn	E. MICHIGAN	Tim Tessmar (L)	8th
3/19/95	Kevin Chabot	E. MICHIGAN	Mark Rutherford (R)	3rd
2/17/96	Josh Etheredge	VMI [Gm. 1]	Danny Hughes (R)	3rd
3/5/96	Josh Etheredge	UNC-G'BORO	Jonathan Jackson (R)	5th
4/26/96	Josh Etheredge	at Ole Miss	Charles Barbour (R)	7th
3/4/97	Josh Etheredge	Samford (Vestavia)	Glen Criswell (R)	6th
3/21/97	Adam Sullivan	GEORGIA	Chris Hall (R)	7th
3/23/97	Josh Etheredge	GEORGIA	Dough Bridges (L)	1st
3/25/97	Casey Dunn	at UAB	Scott Beyer (R)	5th
5/9/97	Tim Hudson	OLE MISS	Dan DeYoung (R)	9th
2/10/98	Jamie Kersh	WINTHROP	Aaron Sundsmo (R)	9th
3/22/98	Josh Etheredge	at Georgia	Matt Hanson (R)	6th
5/9/98	Casey Dunn	at Alabama	Matt Bernard (R)	9th
2/11/00	Mailon Kent	FURMAN	Mike Dugan (L)	7th
3/12/00	Todd Faulkner	SOUTH CAROLINA	Jamie Poston (R)	8th
3/19/00	Jonathan Schuerholz	at Arkansas	Mitch Tisher (R)	7th
4/2/00	Brett Burnham	LSU	Heath McMurray (R)	5th
4/29/00	Mailon Kent	at Florida	Eddie Rojas (L)	6th
5/6/00	Jonathan Schuerholz	at Alabama	Brice Heath (R)	8th
5/27/00	Mailon Kent	vs. Stetson	Charles Aulet (R)	4th
2/10/01	Gabe Gross	CAMPBELL [Gm. 1]	Rob Finch (R)	3rd
5/11/01	Gabe Gross	at LSU	Billy Brian (R)	6th
5/31/02	Sean Gamble	vs. Florida Atlantic	Travis NeSmith (R)	2nd
3/22/03	Karl Amonite	at Kentucky	Galvin (R)	7th
4/13/03	Josh Bell	at Mississippi State	Ramsey (R)	5th
5/31/03	Scott Schade	CLEMSON	Walker (R)	8th
4/23/05	Jeff Boutwell (ITP)	FLORIDA	Alan Horne (R)	1st
2/26/06	Mike Bianucci	ELON	Justin Bors (R)	4th
4/15/06	Jeff Boutwell	MISSISSIPPI STATE	Josh Johnson (R)	4th
2/11/07	Eric Skinner	at South Alabama	Nabors (R)	1st
4/6/07	Robert Brooks	at LSU	Furbush (L)	3rd
5/17/07	Joseph Sanders	at Kentucky	Rusin (L)	4th
3/25/08	Joseph Sanders	SAMFORD	Vanfleteren (R)	4th
3/18/09	Trent Mummy	CHAS. SOUTHERN	Deighan (R)	8th
3/24/09	Joseph Sanders	at Samford	Vanderheiden (R)	6th
4/28/09	Ben Jones	TROY	Mathers (L)	5th
3/21/10	Hunter Morris	at Georgia	Tanner (R)	6th
4/9/10	Trent Mummy	LSU	Bradshaw (R)	8th
5/15/10	Trent Mummy	TENNESSEE	Blount (R)	3rd
2/22/11	Tony Caldwell	JACKSONVILLE STATE	Watts (L)	1st
3/19/11	Kevin Patterson	ARKANSAS	Moore (R)	4th
5/20/11	Tony Caldwell	at Tennessee	Saberhagen (L)	9th
3/17/12	Zach Alvord	at Ole Miss	Ellis (R)	8th
5/8/12	Zach Alvord	Presbyterian	White (L)	6th
4/11/17	Dylan Ingram	at Samford	Greer (R)	2nd
4/18/17	Luke Jarvis	at Kennesaw State	Wilkes (R)	4th
4/29/17	Dylan Ingram	at Mississippi State [Gm. 1]	Plumlee (R)	4th
3/3/18	Edouard Julien	BYU [Gm. 1]	Burupp (L)	7th
3/17/18	Steven Williams	TEXAS A&M	Roa (R)	8th
4/20/18	Brendan Venter	at Alabama	Vainer (R)	6th
5/5/18	Edouard Julien	VANDERBILT	Raby (R)	2nd
5/23/18	Edouard Julien	vs. Ole Miss	Roth (R)	9th

ITP - Inside-the-park HR

LEADOFF HOME RUNS (since 1979)

Date	Player	Opponent
4/27/81	Barry Panter	Montevallo
3/20/82	Neal Mitchell	Mississippi St.
4/15/82	Neal Mitchell	Columbus College
3/30/84	Rock Wilson	Troy State
2/22/86	Bo Jackson	Clemson
3/14/87	Rock Wilson	Georgia
4/25/87	Rock Wilson	Alabama
4/26/89	Chris Hart	UAB
4/30/89	Chris Hart	Tennessee
5/14/89	Chris Hart	Georgia
2/11/90	Chris Hart	Western Carolina
2/10/91	Mike Killimett	Western Carolina
3/31/96	Adam Sullivan	Kentucky
4/23/96	Adam Sullivan	Marshall
4/22/97	Adam Sullivan	Marshall
2/16/00	Mailon Kent	UAB
3/17/02	Javon Moran	Kentucky
3/4/08	Luke Greinke	Davidson
3/18/08	Trent Mummy	at Troy
4/13/08	Trent Mummy	South Carolina
3/6/09	Trent Mummy	Brown
3/7/09 [G2]	Trent Mummy	Brown
3/11/09	Trent Mummy	Western Kentucky
3/18/09	Trent Mummy	Charleston Southern
5/17/14	Anfernee Grier	LSU
4/19/16	Anfernee Grier	Alabama St.
5/12/18	Will Holland	Ole Miss
5/22/18	Will Holland	Kentucky

WALK-OFF HOME RUNS (since 1979)

Date	Player	Opponent
3/8/80 [13th]	Doug Gilcrease	Mississippi St.
3/9/80 [11th]	Steve Renfro	Mississippi St.
4/26/80	Steve Renfro	Ole Miss
5/3/80	Rodney Rushing	Alabama
3/18/82	Rodney Dallar (10th)	Austin Peay
5/4/82	Bob Berry	Troy State
4/5/83 [11th]	DeWayne Friend	Jacksonville St.
4/12/85 [G2]	Bo Jackson	Mississippi St.
3/13/85	Tim Lemons	Virginia
2/18/87 [11th]	Tony Haney	Huntington
5/24/97	David Ross	at Florida State
2/10/98	Jamie Kersh	Winthrop
2/7/03	Sean Gamble	VCU
2/20/04	Josh Bell (10th)	Boston College
2/6/05	Clete Thomas	Hofstra
2/17/06	Mike Bianucci	Hofstra
3/14/07	Josh Donaldson	VMI
2/20/09	Justin Hargett	Elon
4/10/09 [11th]	Justin Hargett	Florida
2/26/10 [10th]	Brian Fletcher	Boston College
2/15/13	Damek Tomscha	Maine
4/2/17	Conor Davis	South Carolina

BACK-TO-BACK HOME RUNS (since 1979)

Date	Players	Opponent	Inn.
3/17/79	J.B. Brown-Steve Montgomery	at Mississippi St.	5th
3/24/81	Bob Berry-Dav. Magentale-Mike Swaim	at SE Louisiana	7th
5/5/82	Bob Berry-Rodney Dallar	Livingston	5th
4/13/83	Paul Foster-Bo Jackson	at Ala. Christian	5th
4/14/83	David Miller-Bob Berry	at Georgia Tech	1st
3/30/84	Kevin Henry-Kevin Jordan	at Troy State	4th
3/30/84	Donnie Thomas-DeWayne Friend	at Troy State	5th
4/19/84	Donnie Thomas-DeWayne Friend	Fla. Int'l	2nd
3/1985	Bo Jackson-Mark Sayer	at Troy State	8th
3/23/85	Paul Foster-Bo Jackson	Ole Miss	3rd
4/2/85	Paul Foster-Bo Jackson	at Georgia	8th
3/29/86	Mark Sayers-Paul Foster	at Vanderbilt	2nd
5/16/87	Kevin Henry-Frank Thomas	Mississippi St.	4th
3/31/91	Brad Parker-Brannen Veal	LSU	3rd
2/26/94	Dallan Ruch-Kevin Chabot	MTSU	6th
3/2/94	Mark Bellhorn-Brandon Moore	Troy State	1st
3/22/95	Jay Waggoner-Mark Bellhorn	at UAB	6th
4/10/95	Kirby Clark-Josh Etheredge	at MTSU	3rd
4/15/95	Dallan Ruch-Kirby Clark	Arkansas	4th
5/6/95	Mark Bellhorn-Shawn McNally	at LSU	4th
3/25/97	Tucker Dearth-Jamie Kersh	at UAB	6th
4/9/97	Tim Hudson-Jamie Kersh	VMI	7th
2/20/98	Scott Pratt-Josh Etheredge	UNC Charlotte	6th



TEAM & INDIVIDUAL SUPERLATIVES

Table with 4 columns: Date, Player Name, Opponent, and Record. Lists individual player records for various opponents from 1999 to 2018.

FIVE-HIT GAMES (Since 1974)

Table with 4 columns: Player (Yr), AB, Opponent, and Date. Lists players who achieved five hits in a game from 1974 to 2016.

20-RUN GAMES

AUBURN'S

Table showing Auburn's 20-run games against various opponents, including dates and scores.

OPPONENT'S

Table showing opponents' 20-run games against Auburn, including dates and scores.





THE LAST TIME...

BATTING SUPERLATIVES

5 hits in a game	Anfernee Grier at Kennesaw St. [5-for-6] (4/12/16)
6 hits in a game	Tyler Johnstone vs. Elon [6-for-7, 2B, 3B] (2/25/05)
Reached base 6 times	Edouard Julien vs. Alabama A&M [3-3, 1 BB, 2 HBP] (4/3/18)
4 runs in a game	Will Holland at Alabama (G2 - 4/21/18)
5 runs in a game	Edouard Julien vs. Alabama A&M (4/3/18)
6 runs in a game	never
10-game hitting streak	Brendan Venter, 11 games, (4/27-5/17)
15-game hitting streak	Jonah Todd, 16 games, (4/8-5/7/17)
20-game hitting streak	A. Grier, 22 games, (5/31/15-3/22/16)
25-game hitting streak	Justin Fradejas, 27 games (3/23-5/7/10)
30-game hitting streak	Casey Dunn, 31 games (2/22 [G1]-4/15/97)
3 doubles in a game	Jordan Ebert vs. Southern (2/26/16)
4 doubles in a game	Ken Dempsey vs. Georgia (1971)
2 triples in a game	Jay Gonzalez vs. Alabama State (2/28/12)
3 triples in a game	never
2 home runs in one game	Will Holland vs LSU (5/19/18)
3 home runs in one game	Tony Caldwell at Kentucky (4/9/11)
7 RBI in a game	Steven Williams vs. Longwood (2/17/18)
8 RBI in a game	Justin Bryant at Georgia (3/19/10)
9 RBI in a game	Hunter Morris at Georgia (3/21/10)
10 RBI in a game	Bob Berry vs. Huntington (4/15/82)
Grand slam home run	Edouard Julien vs. #4 Ole Miss (5/23/18)
Inside-the-park home run	Ryan Tella vs. College of Charleston (2/23/13)
HR to begin game	Will Holland at #5 Ole Miss (5/12/18)
Two HR in one inning	Dan Glevenyak at Jacksonville State (8th) (5/7/13)
HR in consecutive at bats	Brendan Venter vs. South Alabama (5/8/18)
HR in three consecutive at bats	Brian Fletcher vs. South Alabama (4/15/09)
HR in consecutive games	Will Holland (5/19-22/18)
HR in three consecutive games	Brendan Venter (5/5-7/18)
HR in three consecutive SEC games	Trent Mummey (4/17-23/10)
HR in four consecutive games	Joseph Sanders (5/10-15/08)
HR in four consecutive SEC games	Mike Bianucci (5/2-9/08)
HR in five consecutive games	Tim Lemons (4/6-10/85)
Walk-off HR	Conor Davis vs. #6 South Carolina (4/2/17)
Pinch-hit HR	Edouard Julien vs. BYU (G1 - 3/3/18)
Pinch-hit grand slam	Edouard Julien vs. BYU (G1 - 3/3/18)
HR in first at-bat of season	Steven Williams vs. Longwood (2/17/18)
HR in both games of DH	Dylan Ingram at #7 Mississippi St. (4/29/17)
Hit for the cycle	Clete Thomas [3B, 1B, 1B, HR, 2B] vs. Arkansas (4/3/05)
Hit from both sides of plate in same inning	Damon Haecker [5th inn.] vs. Jacksonville St. (3/15/17)
Two hits in same inning	Josh Anthony [HR, 2B] vs. Army (6/2/18)
Stole home	Justin Hargett vs. Davidson (Gm 2) [4th] (3/3/10)
Stole two bases in a game	Jay Estes vs. Texas A&M (5/24/18)
Stole three bases in a game	Anfernee Grier vs. Southern (2/26/16)
Hit by a pitch 2+ times in a game	Edouard Julien vs. Alabama A&M (2) (4/3/18)
Hit by a pitch 3+ times in a game	Dan Glevenyak at Alabama (4) (4/11/14)
Scored 20 or more runs	20 at Alabama (G2 - 4/21/18)
Scored 25 or more runs	25 vs. Longwood (2/17/18)
Scored 30 or more runs	32 vs. Troy (3/2/94)
Scored 5 runs in an Inning	5, vs. N.C. State (8th) (6/3/18)
Scored 6 runs in an Inning	6, at Alabama (6th) (4/20/18)
Scored 7 runs in an Inning	7, vs. #17 Vanderbilt (5th) (5/6/18)
Scored 8 runs in an Inning	8, vs. Texas A&M (8th) (3/17/18)
Scored 9+ runs in an Inning	9, vs. Army (5th) (6/2/18)
Scored 10+ runs in an Inning	11, at Alabama (8th) (G1 - 4/21/18)
Recorded 10+ hits in an Inning	11, vs. Furman (5th) (2/12/00)
Scored in every inning	vs. Coppin State (3/18/14)
Recorded 15 or more hits	17, vs. Army (6/2/18)
Recorded 20 or more hits	20, vs. BYU (G1 - 3/3/18)
Hit 3 or more home runs in an inning	3, vs. Northeastern (6th) (G1 - 3/10/18)
Hit 3 or more home runs in a game	2, vs. Army (6/2/18)
Hit 5 or more home runs in a game	6, vs. Northeastern (G1 - 3/10/18)
Hit 7 or more home runs in a game	7, vs. Mississippi State (5/8/10)
Hit back-to-back home runs	J. Anthony & W. Holland vs. Army (5th) (6/2/18)
Hit back-to-back-to-back home runs	B. Fletcher, H. Morris & K. Patterson vs. Mississippi State (5th) (5/8/10)
Had 5+ doubles	5, vs. N.C. State (6/3/18)
Had 6+ doubles	6, vs. Georgia Tech (3/13/18)
Had 7+ doubles	8, vs. BYU (G1 - 3/3/18)
Had 8+ doubles	8, vs. BYU (G1 - 3/3/18)
Had 9+ doubles	vs. Tennessee (10) (5/15/10)
Stole 5+ bases in a game	6, vs. Alabama A&M (3/2/16)
Stole 6+ bases in a game	6, vs. Alabama A&M (3/2/16)
Stole 7+ bases in a game	7, vs. Presbyterian (5/8/12)
Stole 8+ bases in a game	8, vs. Alcorn State (2/22/12)
Walked 10+ times	13, vs. Alabama A&M (4/3/18)
Did not strike out in a game	vs. Belmont (3/11/12)

PITCHING SUPERLATIVES

INDIVIDUAL	
Nine-inning no-hitter	Casey Mize vs. Northeastern (3/9/18)
Nine-inning no-hitter (combined)	Mike Mueller [2.0], Lee Carter [1.0], Brandon Channell [1.0], Reid Price [1.0], Andrew Skinner [1.0], Arnold Hughey [1.0], Ken Clayton [1.0], Cory Dueitt [0.2], Sean Jones [0.1] vs. UAB (3/19/02)
Seven-inning no-hitter	Jason Johnson vs. LaGrange College (4/30/91)
Nine-inning perfect game	Eric Brandon vs. Murray State (3/2/02)
Seven-inning perfect game	Jason Johnson vs. LaGrange College (4/30/91)
Nine-inning one-hitter (individual)	Keegan Thompson vs. Presbyterian (3/1/14)
Nine-inning one-hitter (combined)	Justin Camp [6.2], Terrance Dedrick [1.1], Jay Wade [0.2], Rocky McCord [0.1], at Kennesaw St. (3/11/14)
Five-inning one-hitter	Kevin Davis [3.2], Jacob Milliman [1.1], vs. Radford (2/22/15)
Nine-inning two-hitter	Justin Camp [9.0] vs. Tennessee (4/15/16)
Complete game	Casey Mize vs. #17 Vanderbilt (5/4/18)
Complete game shutout	Casey Mize vs. Northeastern (3/9/18)
Consecutive complete games	K. Thompson vs. Arkansas & LSU (4/4 & 4/11/15)
Struck out 8 batters	8 by Casey Mize at Alabama (4/20/18)
Struck out 9 batters	9 by Andrew Mitchell vs. #4 Ole Miss (5/25/18)
Struck out 10 batters	10 by Casey Mize at #1 Florida (4/26/18)
Struck out 11 batters	11 by Casey Mize vs. Army (6/2/18)
Struck out 12 batters	12 by Casey Mize at Kentucky (3/23/18)
Struck out 13 batters	13 by Casey Mize vs. Texas A&M (3/16/18)
Struck out 15 batters	15 by Casey Mize vs. #17 Vanderbilt (5/4/18)
TEAM	
Struck out 15 batters	Casey Mize vs. #17 Vanderbilt (5/4/18)
Struck out 16 batters	Casey Mize [12], Cole Lipscomb [4] vs. Holy Cross (2/25/17)
Struck out 15 batters consecutive games	vs. Ga State, at Missouri (4/5-7/16)
Shut out an opponent	14-0 vs. #17 Vanderbilt (5/4/18)
Consecutive shutouts	8-0 vs. PC and 4-0 vs. UAB (3/12-14/17)
Shut out an SEC opponent	14-0 vs. #17 Vanderbilt (5/4/18)
Shut out an SEC opponent on the road	5-0 at Alabama (G1 - 4/21/18)
Consecutive SEC shutouts	5-0 and 4-0 at Miss. State (3/27-28/15)
Consecutive SEC shutouts on the road	5-0 and 4-0 at Miss. State (3/27-28/15)
Was shut out	7-0 vs. #4 Ole Miss (5/25/18)
Was held to one hit	vs. #24 Missouri (4/1/18)
Was no hit	vs. #13 Arkansas (5/25/17)
FIELDING SUPERLATIVES	
2 errors in a game	Josh Anthony vs. Texas A&M (3/17/18)
3 errors in a game	Luke Jarvis vs. Presbyterian (3/11/17)
4 errors in a game	Brett Burnham at Alabama (4/5/00)
3 double plays turned in a game	vs. Alabama A&M (4/3/18)
4 double plays turned in a game	vs. Georgia Tech (4/4/17)
5 double plays turned in a game	never
Triple play (Auburn)	vs. Memphis (5/22/78)
Triple play (Opponent)	at Florida [4th] (3/15/08)
Threw a runner out at HP to end game	Will Holland vs. Presbyterian (3/12/17)
MISC. SUPERLATIVES	
Won 10 or more consecutive games	15 (2/16-3/10/18 [G1])
Won 12 or more consecutive games	15 (2/16-3/10/18 [G1])
Won 15 or more consecutive games	15 (2/16-3/10/18 [G1])
Won 8 or more consecutive SEC games	9 (4/1-21/95)
Lost 5 or more consecutive games	7 (5/6-5/13/17)
Home winning streak	21 (1964-66)
Road winning streak	14 (1967/1995)
Season-opening winning streak	17 (2/7-3/5/97)
Extra-innings victory	4-3, 11 innings vs. Kentucky (5/22/18)
Extra-innings loss	8-7, 10 innings at #16 Florida State (6/4/17)
Swept a 3-game series	vs. #17 Vanderbilt (5/4-6/18)
Swept a road series	at Alabama (4/20-21/18)
Swept a road SEC series	at Alabama (4/20-21/18)
Swept a SEC series	vs. #17 Vanderbilt (5/4-6/18)
Swept a 4-game series	Maine (2/15-17/13)
Swept a double header	at Alabama (4/21/18)
Allowed 3 runs or fewer in a series	1 vs. Longwood (2/16-18/18)
Allowed 3 runs or fewer in a SEC series	3 vs. Miss. State (3/27-29/15)
Allowed 4 runs or fewer in a series	1 vs. Longwood (2/16-18/18)
Allowed 4 runs or fewer in a SEC series	4 vs. Georgia (4/23-25/15)
Allowed 3 runs or fewer in a road series	3 vs. Miss. State (3/27-29/15)
Allowed 3 runs or fewer in a SEC road series	3 vs. Miss. State (3/27-29/15)
Overcome a deficit of 7+ runs	7 runs, [7-0, 12-8] vs. Florida A&M (2/22/17)
Won a 1-0 game	vs. Mercer (5/30/15) [NCAA Regional]
Lost a 1-0 game	vs. Ohio State (2/15/14)
Walk-off win	vs. #1 Florida (9 inn.) (6/10/18)
Walk-off loss	at #1 Florida (11 inn.) (6/11/18)



YEAR-BY-YEAR RESULTS (1895-1948)

1895 (0-1)

Table with 5 columns: Date, Opponent, Score, W/L. Row: 4/1 at Mercer L

1896 (2-2)

Table with 5 columns: Date, Opponent, Score, W/L. Rows: 5/15 ALABAMA 12-9 W, 5/15 ALABAMA 14-8 W, 5/16 at Georgia 16-1 L

1897 (1-4)

Table with 5 columns: Date, Opponent, Score, W/L. Rows: 4/10 GEORGIA TECH 6-4 W, 4/24 Georgia 20-2 L, 4/30 Sewanee 4-1 L, 5/1 Sewanee 4-1 L, 5/7 Alabama PPD, 5/8 Alabama PPD, 5/15 Mercer 19-4 L

1898 (0-2)

Table with 5 columns: Date, Opponent, Score, W/L. Rows: 4/15 GEORGIA TECH 4-3 L, 4/16 Mercer 7-3 L

1899 (2-5)

Table with 5 columns: Date, Opponent, Score, W/L. Rows: 4/8 GEORGIA TECH 10-8 L, 4/15 at Mercer 11-2 L, 4/22 at Georgia Tech 6-4 L, 5/11 at Alabama 10-4 W, 5/12 at Alabama 6-5 L, 5/13 at Alabama 7-5 W, 5/15 MERCER 19-4 L

1900 (3-3)

Table with 5 columns: Date, Opponent, Score, W/L. Rows: 4/14 MONTGOMERY 17-5 W, 4/27 vs. Alabama (Montgomery) 9-7 W, 4/28 vs. Alabama (Montgomery) 9-5 L, 4/28 vs. Alabama (Montgomery) 5-4 L, 5/5 GEORGIA TECH 9-4 W, 5/12 at Mercer 11-4 L, 5/17 vs. Southern (Ala.) University PPD, 5/18 vs. Southern (Ala.) University PPD

1901 (1-7)

Table with 5 columns: Date, Opponent, Score, W/L. Rows: 3/29 at Clemson 8-0 L, 3/30 at Clemson 11-4 L, 4/26 Alabama 5-1 L, 4/27 Alabama 9-1 L, 4/27 Alabama 5-2 L, 5/4 at Georgia Tech 15-12 L, 5/5 at Georgia Tech L, 5/7 at Georgia 7-2 W

1902 (0-5)

Table with 5 columns: Date, Opponent, Score, W/L. Rows: 4/11 vs. Alabama (Selma, Ala.) 18-2 L, 4/12 vs. Alabama (Selma, Ala.) 0-11 L, 4/12 vs. Alabama (Selma, Ala.) 0-11 L, 4/19 at Mercer 6-4 L, 4/25 vs. Georgia (Atlanta, Ga.) 10-0 L

1903 (1-6)

Table with 5 columns: Date, Opponent, Score, W/L. Rows: 4/11 at Mercer 8-6 L, 4/13 CLEMSON 3-0 L, 4/21 vs. Georgia (Atlanta, Ga.) 8-2 L, 4/25 at Georgia Tech 8-7 L, 5/1 vs. Alabama (Selma, Ala.) 6-5 W, 5/2 vs. Alabama (Selma, Ala.) 10-3 L, 5/2 vs. Alabama (Selma, Ala.) 3-0 L

1904 (2-9)

Table with 5 columns: Date, Opponent, Score, W/L. Rows: 4/4 FLORIDA STATE 6-3 W, 4/9 at Mercer 8-1 L, 4/14 at Alabama 6-4 L, 4/15 at Alabama 8-1 L, 4/16 at Alabama 5-4 W, 4/23 at Georgia Tech 4-3 L, 4/25 at Georgia 8-3 L, 4/29 vs. Georgia 5-3 L, 4/29 vs. Georgia 5-0 L, 5/5 TULANE PPD, 5/6 TULANE PPD, 5/7 TULANE PPD

1905 (9-3)

SIAA CHAMPIONS

Table with 5 columns: Date, Opponent, Score, W/L. Rows: 3/30 at Mercer 3-1 L, 4/1 at Mercer 5-2 W, 4/6 at Southern (Ala.) University 6-3 W, 4/7 at Southern (Ala.) University 4-2 L, 4/8 at Southern (Ala.) University 5-2 W, 4/13 ALABAMA 3-2 L, 4/14 ALABAMA 4-3 W, 4/15 ALABAMA 6-5 W, 4/24 MERCER 12-7 W, 4/27 GEORGIA 2-0 W, 4/28 GEORGIA PPD, 5/5 GEORGIA TECH 1-0 W, 5/6 GEORGIA TECH 4-2 W

1906 (11-3)

Table with 5 columns: Date, Opponent, Score, W/L. Rows: 3/26 CUMBERLAND 5-4 W, 3/27 CUMBERLAND 9-3 W, 3/28 CUMBERLAND PPD, 4/6 at Mercer 10-3 W, 4/7 at Mercer 7-4 W, 4/20 at Alabama 14-0 W, 4/21 at Alabama 7-4 W, 5/4 SOUTHERN (ALA.) UNIVERSITY 1-0 W, 5/5 SOUTHERN (ALA.) UNIVERSITY 3-1 L, 5/7 CENTRE COLLEGE 5-3 W, 5/11 GEORGIA TECH 2-1 W, 5/12 GEORGIA TECH 5-0 L, 5/12 GEORGIA TECH 4-0 L, 5/14 at Mercer 10-8 W, 5/15 at Mercer 8-7 W

1907 (10-6-1)

Table with 5 columns: Date, Opponent, Score, W/L. Rows: 3/28 at LSU 4-0 W, 3/29 at LSU 5-3 W, 3/30 at LSU 4-3 L, 4/4 MARION 7-1 W, 4/5 MARION W, 4/6 MARION 4-0 L, 4/19 at Mercer 6-6 (11 inn.) T, 4/20 at Mercer 3-0 W, 4/25 ALABAMA 2-1 L, 4/26 ALABAMA 12-4 W, 4/27 ALABAMA 8-5 L, 5/2 at Georgia L, 5/3 at Georgia W, 5/4 at Georgia W, 5/10 GEORGIA TECH 3-2 W, 5/11 GEORGIA TECH 2-0 L, 5/11 GEORGIA TECH 4-1 W

1908 (14-5-1)

Table with 5 columns: Date, Opponent, Score, W/L. Rows: 3/26 NORTH GEORGIA 6-3 W, 3/27 NORTH GEORGIA 15-4 W, 3/28 NORTH GEORGIA 6-6 T, 4/3 MISSISSIPPI STATE 6-3 W, 4/4 MISSISSIPPI STATE 7-0 W, 4/4 MISSISSIPPI STATE 6-4 W, 4/17 at Mercer 2-1 W, 4/18 at Mercer 3-1 W, 4/23 at Alabama 3-1 L, 4/25 at Alabama 9-1 L, 4/25 at Alabama 1-0 L, 4/27 vs. Mercer (Columbus, Ga.) 10-0 W, 4/27 vs. Mercer (Columbus, Ga.) 6-2 W, 5/1 at Georgia Tech 1-0 W, 5/2 at Georgia Tech 7-2 L, 5/7 CENTRE COLLEGE 13-2 W, 5/8 CENTRE COLLEGE 6-4 W, 5/9 CENTRE COLLEGE 10-0 W, 5/11 GEORGIA TECH 6-0 L, 5/12 GEORGIA TECH 8-3 W

1909 (14-6-1)

Table with 5 columns: Date, Opponent, Score, W/L. Rows: 3/26 at Mercer 4-3 W, 3/27 at Mercer 1-0 W, 4/1 SAMFORD 7-1 W, 4/2 SAMFORD 19-5 W, 4/3 SAMFORD 7-5 W, 4/9 at Georgia 3-2 L, 4/10 at Georgia 7-3 W, 4/10 at Georgia 9-2 L, 4/16 GEORGIA 6-6 T, 4/17 GEORGIA 10-1 W, 4/17 GEORGIA 7-2 W, 4/19 at Sewanee 8-3 L, 4/20 at Sewanee 2-1 L, 4/20 at Sewanee 7-1 W, 4/29 GEORGIA TECH 6-0 W, 4/30 GEORGIA TECH 8-2 L, 5/7 at Georgia Tech 2-0 W, 5/8 at Georgia Tech 6-5 L, 5/11 CUMBERLAND 5-0 W, 5/12 CUMBERLAND 17-3 W, 5/13 CUMBERLAND 7-3 W

1910 (8-6)

Table with 5 columns: Date, Opponent, Score, W/L. Rows: 4/1 at Alabama Presbyterian 3-1 W, 4/2 at Alabama Presbyterian 12-1 W, 4/8 at Georgia 5-0 W, 4/9 at Georgia 4-2 W, 4/9 at Georgia 7-2 L, 4/15 GEORGIA TECH 16-1 W, 4/16 GEORGIA TECH PPD, 4/25 at Mercer 8-3 L, 4/26 at Mercer 3-1 L, 4/26 at Mercer 2-1 W, 5/6 at Georgia Tech 3-1 L, 5/7 at Georgia Tech PPD, 5/9 MERCER 6-5 W, 5/10 MERCER 7-2 W, 5/13 GEORGIA 4-3 L, 5/14 GEORGIA 10-3 L

1911 (8-11)

Table with 5 columns: Date, Opponent, Score, W/L. Rows: 4/3 at Mississippi State 5-3 W, 4/3 at Mississippi State 6-0 L, 4/5 at Mississippi State 2-1 W, 4/7 at Georgia 2-0 L, 4/8 at Georgia 1-0 L, 4/14 GEORGIA 1-0 L, 4/14 GEORGIA 3-1 L, 4/15 GEORGIA 7-5 L, 4/17 at Georgia Tech 4-1 L, 4/18 at Georgia Tech 9-4 L, 4/24 at Mercer 1-0 L, 4/25 at Mercer 8-1 L, 4/26 at Mercer 9-1 L, 5/4 SAMFORD W, 5/5 SAMFORD W, 5/6 SAMFORD W, 5/12 CLEMSON 7-6 W, 5/13 CLEMSON 5-4 W, 5/13 CLEMSON 3-2 W

1912 (7-9-1)

Table with 5 columns: Date, Opponent, Score, W/L. Rows: 3/29 VANDERBILT 7-6 W, 3/30 VANDERBILT 7-6 (11 inn.) L, 4/5 GEORGIA 6-3 L, 4/6 GEORGIA 6-0 L, 4/6 GEORGIA 1-0 L, 4/8 MISSISSIPPI STATE 6-4 W, 4/10 MISSISSIPPI STATE 10-9 W, 4/10 MISSISSIPPI STATE 2-1 W, 4/22 TEXAS 4-3 W, 4/22 TEXAS 3-3 T, 4/25 MERCER 1-0 L, 5/2 at Georgia Tech 3-2 L, 5/3 at Georgia Tech 7-5 W, 5/4 at Georgia Tech 5-3 L, 5/7 at Clemson 2-1 L, 5/8 at Clemson 4-3 L, 5/9 at Clemson 4-0 W

1913 (11-6)

Table with 5 columns: Date, Opponent, Score, W/L. Rows: 3/28 at Georgia 5-1 L, 3/29 at Georgia 4-3 W, 3/29 at Georgia 11-0 L, 4/4 SOUTHERN (ALA.) UNIVERSITY 13-0 W, 4/5 SOUTHERN (ALA.) UNIVERSITY 8-2 W, 4/5 SOUTHERN (ALA.) UNIVERSITY 3-2 L, 4/10 at Florida 3-2 W, 4/11 at Florida 8-5 W, 4/12 at Florida 4-2 W, 4/18 GEORGIA TECH 3-2 W, 4/19 GEORGIA TECH 10-4 L, 4/19 GEORGIA TECH 4-3 W, 4/26 MERCER 10-2 W, 4/26 MERCER 8-4 W, 5/8 CLEMSON 10-3 W, 5/9 CLEMSON 18-4 L, 5/10 CLEMSON 5-3 L

1914 (10-7)

Table with 5 columns: Date, Opponent, Score, W/L. Rows: 3/27 at Georgia Tech 9-4 W, 3/28 at Georgia Tech 10-5 L, 4/3 GEORGIA 11-2 L, 4/4 GEORGIA 10-2 L, 4/4 GEORGIA 6-3 L, 4/9 at Florida 8-1 W, 4/10 at Florida 4-3 W, 4/11 at Florida 5-3 L, 4/17 TULANE 8-3 W, 4/18 TULANE 1-0 W, 4/18 TULANE 8-6 W, 4/24 at Mercer 11-1 L, 5/7 CUMBERLAND W, 5/8 CUMBERLAND 7-2 W, 5/14 at Clemson 5-4 W, 5/15 at Clemson 13-5 L, 5/16 at Clemson 6-2 W

1915 (9-5-3)

Table with 5 columns: Date, Opponent, Score, W/L. Rows: 3/26 at Georgia 6-4 W, 3/27 at Georgia 4-1 W, 3/27 at Georgia 7-0 L, 4/3 WEST VIRGINIA WESLEYAN 6-3 W, 4/3 WEST VIRGINIA WESLEYAN 2-0 W, 4/16 GEORGIA TECH 6-6 T, 4/17 GEORGIA TECH 12-2 L, 4/17 GEORGIA TECH 7-1 L, 4/23 vs. Florida (Tallahassee, Fla.) 8-2 W, 4/24 vs. Florida (Tallahassee, Fla.) 7-2 W, 4/24 vs. Florida (Tallahassee, Fla.) 5-5 T, 5/8 vs. Clemson (Atlanta, Ga.) 10-3 W, 5/8 CLEMSON (7 inn.) 3-1 W, 5/8 CLEMSON (7 inn.) 2-0 W, 5/14 vs. Mississippi St. (Meridian, Miss.) 3-0 L, 5/15 vs. Mississippi St. (Columbus, Miss.) 4-3 L, 5/15 vs. Mississippi St. (Columbus, Miss.) 1-1 T

1916 (17-4) SIAA CHAMPIONS

Table with 5 columns: Date, Opponent, Score, W/L. Rows: 3/31 at Marion 1-0 W, 4/1 at Marion 3-1 W, 4/1 at Marion 2-0 W, 4/7 GEORGIA 6-3 W, 4/8 GEORGIA 9-6 W, 4/8 GEORGIA 3-1 W, 4/14 at Georgia Tech 6-4 L, 4/15 at Georgia Tech 10-9 W, 4/15 at Georgia Tech 3-0 W, 4/21 MISSISSIPPI STATE 5-2 W, 4/22 MISSISSIPPI STATE 3-1 W, 4/22 MISSISSIPPI STATE 5-4 W, 4/26 at Mercer 7-4 W, 4/27 at Mercer 11-7 L, 4/27 at Mercer 7-4 L, 5/5 at Clemson 5-4 L, 5/6 at Clemson 9-1 W, 5/6 at Clemson 3-1 W, 5/12 FLORIDA 7-0 W, 5/13 FLORIDA 14-3 W, 5/13 FLORIDA 7-1 W





YEAR-BY-YEAR RESULTS (1895-1948)

1917 (9-5)

Date	Opponent	Score	W/L
3/28	at Southern (Ala.) University	6-1	W
3/29	at Southern (Ala.) University	8-2	W
3/30	at Marion	10-1	W
3/31	at Marion	11-1	W
4/6	at Georgia	10-0	L
4/7	at Georgia	3-0	W
4/7	at Georgia	2-0	L
4/14	GEORGIA TECH	5-4	W
4/14	GEORGIA TECH	4-1	W
4/20	LSU		CLD
4/21	LSU		CLD
4/25	MERCER	6-2	L
4/26	MERCER	4-2	L
5/4	CLEMSON	7-0	W
5/5	CLEMSON	8-3	W
5/5	CLEMSON	7-4	L

1918 (7-5) SIAA CHAMPIONS

Date	Opponent	Score	W/L
3/29	at Georgia	12-2	W
3/30	at Georgia	3-1	L
4/5	MERCER	16-10	W
4/6	MERCER	6-2	W
4/12	at Georgia Tech	8-4	L
4/13	at Georgia Tech	10-4	W
4/19	GEORGIA TECH	8-3	L
4/20	GEORGIA TECH	3-0	W
4/26	at Mercer	3-0	L
4/27	at Mercer	2-1	L
5/3	GEORGIA	4-2	W
5/4	GEORGIA	7-2	W

1919 (8-7-1)

Date	Opponent	Score	W/L
3/28	GEORGIA	0-0 (11 inn.)	T
3/29	GEORGIA	6-0	L
4/4	at Georgia	5-4	L
4/5	at Georgia	3-0	L
4/11	at Georgia Tech	2-1 (10 inn.)	L
4/12	at Georgia Tech	4-2	L
4/18	OGLETHORPE	3-2 (10 inn.)	W
4/19	OGLETHORPE	6-2	W
4/25	at Mercer	10-2	L
4/26	at Mercer	3-0	W
5/3	BIRMINGHAM-SOUTHERN	15-3	W
5/4	BIRMINGHAM-SOUTHERN	11-2	W
5/6	SAMFORD	4-3	L
5/6	SAMFORD	5-4	W
5/10	MERCER	4-1	W
5/11	MERCER	5-4 (12 inn.)	W

1920 (16-5-3) SIAA CHAMPIONS

Date	Opponent	Score	W/L
3/26	SAMFORD	1-1	T
3/27	SAMFORD	9-3	W
4/1	at Oglethorpe	7-0	W
4/2	at Oglethorpe	3-1	W
4/3	at Furman	1-0	L
4/4	at Furman	2-0	W
4/5	at Clemson	10-0	W
4/6	at Clemson	15-2	W
4/12	MICHIGAN	1-1	T
4/13	MICHIGAN	4-3	W
4/16	GEORGIA TECH	6-2	L
4/17	GEORGIA TECH	5-4	W
4/19	at Wofford	3-2	L
4/20	at Wofford	5-4	W
4/21	at Virginia	1-0	L
4/22	at Virginia	4-0	W
4/23	at Washington & Lee	6-4	L
4/24	at VMI	7-2	W
4/30	GEORGIA	9-3	W
5/1	GEORGIA	3-0	W
5/4	vs. Florida (Tallahassee, Fla.)	7-2	W
5/5	vs. Florida (Tallahassee, Fla.)	1-0	W
5/5	vs. Florida (Tallahassee, Fla.)	1-1	T
5/10	at Georgia	1-0	W
5/11	at Georgia	3-2	W

1921 (18-4)

Date	Opponent	Score	W/L
3/21	CINCINNATI	10-1	W
3/25	YALE	4-1	L
3/26	at Mercer	8-5	W
4/1	OGLETHORPE	11-3	W
4/2	OGLETHORPE	3-1	L
4/4	INDIANA	10-4	W
4/5	INDIANA	2-1	W
4/8	CLEMSON	12-1	W
4/9	CLEMSON	12-1	W
4/15	at Georgia Tech	8-3	L
4/16	at Georgia Tech		PPD
4/18	at Furman	8-4	W
4/19	at Furman	19-4	W
4/20	at Washington & Lee	4-0	W
4/21	at Washington & Lee	6-1	W
4/25	GEORGIA	4-1	W
4/26	vs. Georgia (Columbus, Ga.)	2-0	W
4/28	FT. BENNING	4-1	W
4/29	MERCER	5-0	W
4/30	MERCER	12-2	W
5/4	at Ft. Benning	4-1	W
5/6	at Georgia	12-4	W
5/7	at Georgia	4-0	W

1922 (8-10)

Date	Opponent	Score	W/L
3/17	FT. BENNING	1-0	W
3/18	FT. BENNING	10-3	L
3/24	at Ft. Benning	9-4	W
3/25	at Ft. Benning	8-4	L
3/31	at Georgia Tech		PPD
4/1	at Georgia Tech	7-6	W
4/8	BIRMINGHAM-SOUTHERN	5-0	W
4/8	BIRMINGHAM-SOUTHERN	2-1	L
4/14	GEORGIA TECH	8-5	W
4/15	at Georgia Tech	5-4	L
4/21	at Mercer	4-3	L
4/22	at Mercer	6-4	W
4/28	at Oglethorpe		PPD
4/29	at Oglethorpe		PPD
5/1	vs. Vanderbilt (Montgomery, Ala.)	10-7	W
5/2	VANDERBILT	3-1	L
5/5	vs. Georgia	7-1	L
5/6	GEORGIA	3-2	L
5/12	GEORGIA	2-0	W
5/13	at Georgia	5-1	L

1923 (8-10-4)

Date	Opponent	Score	W/L
3/17	FT. BENNING	7-6	W
3/17	FT. BENNING	8-2	L
3/23	MERCER	4-0 (5 inn.)	W
3/24	MERCER	2-0	L
4/2	vs. Yale (Marion, Ga.)	4-0	W
4/3	at Ft. Benning	1-0	W
4/4	at Ft. Benning	6-0	L
4/6	DUKE	5-3	W
4/7	vs. Duke (Montgomery, Ala.)	10-7	L
4/11	vs. Michigan (Montgomery, Ala.)	8-1	W
4/12	MICHIGAN	9-2	L
4/14	vs. Georgia Tech (Montgomery) 2-2 (10 inn.)		T
4/15	at Georgia Tech	7-3	W
4/16	at Vanderbilt	23-11	L
4/17	at Vanderbilt	8-2	L
4/21	GEORGIA TECH	2-2 (5 inn./rain)	T
4/22	vs. Georgia Tech (Mont.) 1-1 (7 inn./rain)		T
4/30	vs. North Carolina (Montgomery)	3-3	T
5/3	GEORGIA		PPD
5/6	vs. Georgia (Montgomery, Ala.) 7-5 (8 inn.)		L
5/12	at Georgia	9-1	L
5/13	at Georgia	3-0	L

1924 (8-10-4)

Date	Opponent	Score	W/L
3/19	OHIO STATE	7-4	L
3/20	OHIO STATE	3-1	W
3/24	SAMFORD	5-2	L
3/25	SAMFORD	2-1	W
3/28	at Mercer	6-3	L
3/29	at Mercer	7-4	L
4/3	GEORGIA TECH	17-5	L
4/4	GEORGIA TECH	2-0	L
4/11	at Vanderbilt	19-11	L
4/12	at Vanderbilt	4-0	L
4/16	vs. Michigan (Montgomery, Ala.)	10-9	L
4/18	at Florida	10-3	W
4/19	at Florida	4-3	L
4/21	DUKE	4-2	L
4/25	at Samford	3-2	W
4/26	at Birmingham-Southern	7-6	L
5/3	vs. Mississippi St. (Montgomery, Ala.)	4-0	L
5/9	GEORGIA	5-3	L
5/10	GEORGIA	2-1	W
5/14	at Georgia Tech	7-6	L
5/15	at Georgia Tech	2-0	L
5/17	at Georgia	9-0	L

1925 (5-15)

Date	Opponent	Score	W/L
3/20	at Ft. Benning	9-4	L
3/21	at Ft. Benning	17-6	L
3/24	FT. BENNING	7-5	L
3/25	FT. BENNING	9-7	W
3/27	at Birmingham-Southern	13-5	W
3/28	at Birmingham-Southern	7-0	W
4/3	GEORGIA	5-2	L
4/4	GEORGIA	3-2	L
4/10	ILLINOIS	3-0	L
4/11	ILLINOIS	4-3	W
4/17	VANDERBILT	7-3	W
4/18	VANDERBILT	7-5	L
4/24	at Georgia Tech	25-2	L
4/25	GEORGIA TECH	10-8	L
5/1	at Georgia	4-1	L
5/2	at Georgia	8-0	L
5/4	at Clemson	7-5	L
5/5	at Furman	4-2	L
5/15	at Mercer		L
5/16	at Mercer	4-0	L

1926 (21-7)

Date	Opponent	Score	W/L
3/19	at Ft. Benning	3-2	W
3/20	at Ft. Benning	14-12	W
3/23	FT. BENNING	11-4	W
3/23	FT. BENNING	5-1	W
3/24	GEORGIA	6-2	W
3/25	GEORGIA		PPD
3/30	at Spring Hill		PPD
3/31	at Loyola-New Orleans	6-5	W
4/1	at Loyola-New Orleans	13-2	W
4/2	at Tulane	4-2	L
4/3	at Tulane	4-0	W
4/5	MICHIGAN	8-5	W
4/6	CLEMSON	10-7	W
4/7	CLEMSON	7-0	W
4/9	at Georgia Tech	5-0	L
4/10	at Georgia Tech	13-7	L
4/14	at Samford	8-0	W
4/15	at Sewanee	10-6	W
4/16	at Vanderbilt	9-6	L
4/17	at Vanderbilt	8-4	W
4/23	vs. Birmingham-Southern (Mont.)	2-0	W
4/24	BIRMINGHAM-SOUTHERN	3-0	W
4/27	at Florida	2-1	W
4/28	at Florida	4-3	W
4/30	at Georgia	9-1	L
5/1	at Georgia	3-2	L
5/4	at Oglethorpe	9-8	L
5/5	OGLETHORPE	8-2	W
5/17	MERCER	5-4	W
5/18	MERCER	9-5	W

1927 (14-6-1)

Date	Opponent	Score	W/L
3/30	GEORGIA	7-6	W
3/31	GEORGIA	6-2	W
4/1	TULANE	12-3	W
4/2	TULANE	6-0	W
4/4	FLORIDA	2-1	W
4/5	FLORIDA	1-0	L
4/8	vs. Georgia Tech	10-2	W
4/9	vs. Georgia Tech	7-5	W
4/15	ILLINOIS	12-5	W
4/16	ILLINOIS	10-8	L
4/20	at Clemson	11-5	W
4/22	at South Carolina	11-2	W
4/23	at South Carolina	8-4	L
4/25	at Florida	9-8	L
4/26	at Florida	4-3	L
4/27	at Florida	5-0	W
4/29	VANDERBILT	4-0	W
4/30	VANDERBILT	6-4	W
5/4	CLEMSON	6-2	W
5/5	CLEMSON	3-3 (6)	T
5/6	at Vanderbilt	1-2	L

1928 (17-5-2)

Date	Opponent	Score	W/L
3/23	at Ft. Benning	7-0	W
3/24	at Ft. Benning	11-0	W
3/30	TULANE	6-1	W
3/31	vs. Tulane	9-3	W
4/2	CLEMSON	6-2	W
4/3	CLEMSON	6-6	T
4/9	GEORGIA	3-3	T
4/11	FLORIDA	4-1	W
4/12	FLORIDA	10-5	W
4/13	FT. BENNING	12-11	L
4/16	GEORGIA TECH	15-4	W
4/17	GEORGIA TECH	11-2	L
4/21	at Georgia Tech	7-5	L
4/26	vs. Florida	6-5	L
4/27	vs. Florida	2-0	W
4/28	vs. Florida	2-1	W
5/2	at Clemson	11-3	W
5/3	at Clemson	9-6 (6)	W
5/4	at South Carolina	6-3	W
5/4	at Clemson	6-5	L
5/8	at Georgia	5-1	W
5/11	SOUTH CAROLINA	9-2	W
5/12	SOUTH CAROLINA	12-3	W
5/21	MERCER	5-1	W

1929 (11-9-1)

Date	Opponent	Score	W/L
5/29	at Tulane	10-4	L
5/30	at Tulane	17-1	W
4/3	GEORGIA TECH	23-3	W
4/4	GEORGIA TECH	16-8	W
4/5	BIRMINGHAM SOUTHERN	8-6	W
4/6	BIRMINGHAM SOUTHERN	16-5	W
4/8	at Georgia	5-3	L
4/9	at Georgia	8-7	L
4/15	CLEMSON	6-6	T
4/16	CLEMSON	4-3	L
4/19	at Georgia Tech	12-8	L
4/20	at Georgia Tech	8-3	L
4/25	vs. Florida	9-7	W
4/26	vs. Florida	7-3	W
4/27	vs. Florida	7-6	W
5/3	VANDERBILT	8-6	L
5/4	VANDERBILT	7-6	W
5/10	GEORGIA	11-1	L
5/11	GEORGIA	6-2	W
5/21	MERCER	5-4	L



YEAR-BY-YEAR RESULTS (1895-1948)

1930 (13-7)

Table with columns: Date, Opponent, Score, W/L. Rows include games against FT. BENNING, TULANE, GEORGIA, GEORGIA TECH, vs. Florida, vs. Clemson, MERCER, SAMFORD.

1931 (18-4) SIAA CHAMPIONS

DIXIE LEAGUE CHAMPIONS

Table with columns: Date, Opponent, Score, W/L. Rows include games against FT. BENNING, at Mercer, at Oglethorpe, OGLETHORPE, at Georgia, at Georgia Tech, GEORGIA, at Florida, at Mercer, vs. Florida, vs. Georgia TECH, VANDERBILT.

1932 (11-4-1)

DIXIE LEAGUE PENNANT

Table with columns: Date, Opponent, Score, W/L. Rows include games against at Lanett, GEORGIA, at Georgia Tech, at Georgia, at Georgia, FLORIDA, GEORGIA TECH, GEORGIA TECH, OGLETHORPE, OGLETHORPE, at Oglethorpe.

1933 (8-5-1)

Table with columns: Date, Opponent, Score, W/L. Rows include games against at Lanett, at Georgia Tech, GEORGIA, LANETT, at Georgia, FT. BENNING, GEORGIA TECH, GEORGIA TECH, at Oglethorpe, at Oglethorpe, OGLETHORPE, OGLETHORPE.

1934 (10-8-1)

Table with columns: Date, Opponent, Score, W/L. Rows include games against vs. Chattanooga, LANETT, at Lanett, CHATTANOOGA, vs. Chattanooga, at Georgia Tech, at Georgia Tech, GEORGIA, GEORGIA, at Georgia, at Georgia, GEORGIA TECH, at Oglethorpe, at Oglethorpe, SHAWMUT MILLS, OGLETHORPE, OGLETHORPE, Fort Benning, Auburn Ramblers.

1935 (7-14)

Table with columns: Date, Opponent, Score, W/L. Rows include games against TROY, St. Louis (NL), GEORGIA, GEORGIA, at Georgia, at Georgia, at Bona Allen, at Troy, at Troy, at Florida, at Florida, at Florida, GEORGIA TECH, GEORGIA TECH, at Goodyear, OGLETHORPE, OGLETHORPE, OGLETHORPE, OGLETHORPE, OGLETHORPE, OGLETHORPE.

1936 (13-5)

Table with columns: Date, Opponent, Score, W/L. Rows include games against TROY, TROY, OGLETHORPE, OGLETHORPE, vs. Georgia, vs. Georgia, LSU, LSU, FLORIDA, FLORIDA, at Georgia, at Georgia, BIRMINGHAM SOUTHERN, BIRMINGHAM SOUTHERN, at Troy, at Troy, at Bona Allen, at Bona Allen, at Oglethorpe, at Oglethorpe.

1937 (21-4-1) SEC CHAMPIONS

Table with columns: Date, Opponent, Score, W/L. Rows include games against GOODYEAR, GOODYEAR, SHAWMUT MILLS, MISS. COLLEGE, MISS. COLLEGE, TROY, TROY, at Georgia Tech, at Georgia, at Georgia, GEORGIA, GEORGIA, at Troy, at Troy, at Florida, at Florida, BILL WHITE'S TEAM, GEORGIA TECH, GEORGIA TECH, SHAWMUT MILLS, at Oglethorpe, at Oglethorpe, FAIRFAX MILLS, OGLETHORPE, OGLETHORPE.

1938 (12-10)

Table with columns: Date, Opponent, Score, W/L. Rows include games against GOODYEAR, GOODYEAR, TROY, TROY, LANETT, at Troy, at Troy, FLORIDA, FLORIDA, at Mississippi, at Mississippi, GEORGIA, GEORGIA, GEORGIA TECH, GEORGIA TECH, at Oglethorpe, at Oglethorpe, at Georgia, at Georgia, at Georgia Tech, at Georgia Tech, OGLETHORPE, OGLETHORPE.

1939 (16-10)

Table with columns: Date, Opponent, Score, W/L. Rows include games against at Oglethorpe, at Oglethorpe, at Lanett, at Tallassee, at Ft. Benning, GEORGIA TECH, GEORGIA TECH, at Miss. State, at Miss. State, GEORGIA, GEORGIA, MISSISSIPPI, MISSISSIPPI, at Georgia Tech, at Georgia Tech, at Georgia, at Florida, at Florida, OGLETHORPE, OGLETHORPE, at Lanett.

1940 (15-8-1)

Table with columns: Date, Opponent, Score, W/L. Rows include games against at Ft. Benning, at Ft. Benning, PURDUE, PURDUE, DAYTONA BEACH, HAMILTON, ONTARIO, at Georgia Tech, at Georgia Tech, at Oglethorpe, at Oglethorpe, GEORGIA, GEORGIA, at Lanett, at Godsden, GEORGIA TECH, at Georgia, at Georgia, at Calloway Mills, FLORIDA, FLORIDA, at Calloway Mills, at Lanett, OGLETHORPE, OGLETHORPE.

1941 (12-11-1)

Table with columns: Date, Opponent, Score, W/L. Rows include games against PURDUE, PURDUE, PURDUE, MICHIGAN STATE, at Montgomery, INDIANA, INDIANA, at Oglethorpe, at Oglethorpe, at Georgia, at Georgia, GEORGIA TECH, GEORGIA TECH, GEORGIA, GEORGIA, GEORGIA, GEORGIA, at Ft. Benning, at Ft. Benning, at Georgia Tech, at Georgia Tech, at Florida, at Florida, OGLETHORPE, OGLETHORPE.

1942 (10-8)

Table with columns: Date, Opponent, Score, W/L. Rows include games against MICHIGAN STATE, at Oglethorpe, at Oglethorpe, at Georgia, at Georgia, GEORGIA TECH, GEORGIA TECH, GEORGIA, GEORGIA, at Georgia Tech, at Georgia Tech, at Ft. Benning, at Ft. Benning, MAXWELL FIELD, FT. BENNING, at Riverview, at Oglethorpe.

1943 (9-3)

Table with columns: Date, Opponent, Score, W/L. Rows include games against CHATTAHOOCHEE, at Gunter Field, at Georgia, at Georgia, FORT BENNING, GEORGIA, GEORGIA, GUNTER FIELD, FT. BENNING, CHATTAHOOCHEE, at Acme, GUNTER FIELD.





YEAR-BY-YEAR RESULTS (1895-1948)

1946 (11-4)

Date	Opponent	Score	W/L
4/6	FT. BENNING	11-7	L
4/12	FLORIDA	3-1	W
4/13	FLORIDA	4-1	L
4/16	MIAMI	8-5	W
4/22	BRADLEY	8-5	W
4/26	at Georgia		L
4/27	at Georgia	6-5	L
4/29	at Florida	7-1	W
4/30	at Florida	8-3	W
5/3	at Miami	1-0	W
5/4	at Miami	11-7	W
5/11	at Phenix City	13-0	W
5/18	at Maxwell AFB	4-2	W
5/27	GEORGIA	5-2	W
5/28	GEORGIA	4-3	W

1947 (17-7)

Date	Opponent	Score	W/L
4/9	MERCER	16-3	W
4/10	MERCER		W
4/12	MAXWELL FIELD		W
4/16	at Mississippi State	4-0	L
4/17	at Mississippi	6-1	W
4/25	FLORIDA	3-1	W
4/26	FLORIDA	7-3	W
	Tallahadega		W
	Tallahadega		W
5/6	at Georgia	11-7	W
5/7	at Georgia	10-9	L
5/10	MISSISSIPPI STATE	7-1	L
5/11	MISSISSIPPI STATE	9-6	L
5/12	at Florida	18-7	W
5/13	at Florida	9-2	W
5/19	GEORGIA TECH	8-4	W
5/20	GEORGIA TECH	17-4	W
5/22	GEORGIA	3-0	W
5/23	GEORGIA		W
5/26	at Georgia Tech	12-2	L
5/27	at Georgia Tech	14-5	W
	Maxwell Field		W
6/7	vs. Clemson	8-3	L
6/8	vs. Virginia	3-0	L

1948 (16-9)

SEC EAST CHAMPIONS SEC RUNNER UP

Date	Opponent	Score	W/L
3/27	FT. BENNING	14-11	W
3/29	MISSISSIPPI	6-0	W
3/30	MISSISSIPPI	7-4	L
4/3	TENNESSEE	13-6	W
4/4	TENNESSEE	6-0	W
4/10	GEORGIA	10-2	L
	Valley	6-2	L
4/17	at Georgia Tech	17-4	W
4/18	at Georgia Tech	10-8	L
4/20	MIGNON MILLS	6-3	W
4/21	FLORIDA	12-1	W
4/22	FLORIDA	9-5	W
4/27	at Tennessee	14-0	W
4/28	at Tennessee	12-4	W
5/7	at Georgia	6-1	W
5/8	at Georgia	5-4	W
5/14	VANDERBILT	4-1	W
5/15	VANDERBILT	9-7	W
5/17	GEORGIA TECH	13-8	L
5/18	GEORGIA TECH	12-6	L
5/21	at Vanderbilt	7-3	W
5/22	at Vanderbilt	13-0	W
5/27	at Miss. State	7-5	L
5/28	at Miss. State	4-3	L
5/31	Miss. State	4-3	L



YEAR-BY-YEAR RESULTS & TEAM STATS

Table with columns: Date, Opponent, Score, W/L. Rows include games from 3/30 to 5/21 against various opponents like Mercer, Georgia Tech, and Alabama.

1949 • 9-10, 6-10 SEC Head Coach: Johnny Williamson (1949-50)

Player statistics table for 1949 season. Columns: Player, AVG, GP, AB, R, H, 2B, 3B, HR, RBI, BB, SAC, SB. Includes totals for the team.

Player statistics table for 1949 season. Columns: Player, ERA, W-L, APP, IP, H, R, BB, SO. Includes totals for the team.

Table with columns: Date, Opponent, Score, W/L. Rows include games from 3/20 to 5/20 against various opponents like Tampa, Florida Southern, and Alabama.

1950 • 12-13, 8-11 SEC Head Coach: Johnny Williamson

Player statistics table for 1950 season. Columns: Player, AVG, GP, AB, R, H, 2B, 3B, HR, RBI, BB, SAC, SB. Includes totals for the team.

Player statistics table for 1950 season. Columns: Player, ERA, W-L, APP, IP, H, R, BB, SO. Includes totals for the team.

Table with columns: Date, Opponent, Score, W/L. Rows include games from 3/24 to 5/12 against various opponents like B'ham-Southern, Mercer, and Florida.

1951 • 14-11, 8-8 SEC Head Coach: Dick McGowen (1951-57)

Player statistics table for 1951 season. Columns: Player, AVG, AB, R, H, 2B, 3B, HR, RBI. Includes totals for the team.

Player statistics table for 1951 season. Columns: Player, ERA, W-L, APP, IP, H, R, SO. Includes totals for the team.





YEAR-BY-YEAR RESULTS & TEAM STATS

Date	Opponent	Score	W/L
3/22	Mercer	11-3	W
3/22	Mercer	2-1	W
3/26	Montgomery	7-10	L
3/28	* LSU	5-4	W
3/29	* LSU	7-6	W
3/31	* at Georgia Tech	4-4	T
4/1	* at Georgia Tech	11-4	W
4/3	Samford	8-3	W
4/5	* GEORGIA TECH	3-10	L
4/5	* GEORGIA TECH	2-3	L
4/7	Montgomery	4-17	L
4/9	Samford	7-8	L
4/11	* Tulane	7-10	L
4/12	* Tulane	7-7	T
4/16	* OLE MISS	6-5	W
4/17	* OLE MISS	10-6	W
4/21	* ALABAMA	1-5	L
4/22	* ALABAMA	8-4	W
4/25	* at Alabama	14-6	W
4/26	* at Alabama [10]	10-8	W
5/2	* FLORIDA	8-12	L
5/3	* FLORIDA	5-7	L
5/9	* at Florida	2-3	L
5/10	* at Florida	8-5	W
5/13	* Georgia	6-1	W
5/14	* Georgia	4-10	L

1952 • 13-11-2, 10-8-2 SEC
Head Coach: Dick McGowen (1951-57)

Player	AVG	GP	AB	R	H	2B	3B	HR	RBI	BB	SO	SB
Hoehle	.345	20	58	15	20	5	0	1	13	12	5	0
Bair	.324	16	37	9	12	3	2	0	8	13	7	1
Veal	.314	26	102	18	32	9	2	1	16	17	4	7
Walley	.314	16	51	4	16	1	1	0	3	4	7	0
B. McMurtry	.306	19	62	10	19	3	2	3	22	16	18	2
Jordan	.290	26	107	18	31	3	3	0	20	23	27	9
Reid	.286	22	70	20	20	3	2	1	16	8	10	1
Nagel	.283	21	67	13	19	3	0	1	8	7	16	0
Snow	.264	14	30	4	8	0	0	0	4	5	4	0
D. McMurtry	.229	21	74	13	17	3	0	1	12	9	17	0
Rogers	.225	13	40	9	9	1	0	0	5	12	9	0
Davis	.200	14	45	8	9	2	0	0	7	11	12	3
Jones	.190	22	79	14	15	0	0	0	4	8	12	2
Brown	.190	8	21	5	4	1	0	0	1	5	3	0
Bradberry	.132	13	30	6	4	0	0	0	4	8	12	0
Lockard	.125	6	8	1	1	0	0	0	0	0	2	0
Baker	.125	5	8	0	1	0	0	0	0	0	1	0
Pearce	.000	3	4	0	0	0	0	0	0	0	3	0
Johnston	.000	3	1	0	0	0	0	0	0	0	0	0
AUBURN	.256	26	927	187	237	36	12	8	149	167	171	27
OPPONENTS	.216	26	892	162	193	26	18	12	121	158	139	33

Player	ERA	W-L	APP	IP	H	R	ER	BB	SO
Bradberry	2.71	5-5	13	83.0	43	45	25	69	85
Hoehle	4.10	1-0	6	26.1	26	22	12	27	16
Baker	4.26	0-0	5	19.0	16	16	9	19	0
Snow	4.30	4-5	14	73.1	73	50	35	28	22
Lockard	6.20	3-0	6	24.2	27	21	17	12	13
Ramsey	36.00	0-1	1	1.0	5	4	4	0	1
Johnston	9.00	0-0	3	2.0	0	2	2	8	1
Pearce	4.91	0-0	2	3.2	3	2	2	1	2
TOTALS	4.14	13-11	26	235.0	193	162	108	158	139

Date	Opponent	Score	W/L
3/21	* at Tulane	2-8	L
3/23	* at LSU	6-5	W
3/24	* at LSU	7-11	L
3/30	* at Georgia Tech	5-6	L
3/31	* at Georgia Tech	14-7	W
4/3	* ALABAMA	1-7	L
4/4	* ALABAMA	0-6	L
4/7	Mercer	6-0	W
4/9	Samford	4-3	W
4/10	* Georgia	2-3	L
4/11	* Georgia	3-8	L
4/13	* GEORGIA TECH	11-4	W
4/14	* GEORGIA TECH	5-8	L
4/17	* at Florida	5-6	L
4/18	* at Florida	9-8	W
4/29	Mercer	9-5	W
5/1	* FLORIDA	2-6	L
5/4	* Georgia	5-6	L
5/5	* Georgia	7-5	W
5/8	* at Alabama	9-4	W
5/9	* at Alabama	4-7	L

1953 • 9-12, 6-12 SEC
Head Coach: Dick McGowen (1951-57)

Player	AVG	GP	AB	R	H	2B	3B	HR	RBI
Jimmy Powell	.322	21	59	9	19	1	0	1	14
Howell Tubbs	.272	12	33	8	9	1	0	2	6
Bill McMurtry	.270	13	37	7	10	3	0	0	6
Bobby Jordan	.260	21	92	11	24	2	0	0	2
Joe Davis	.243	21	70	17	17	1	3	1	9
Doug Dickey	.240	8	25	7	6	4	0	0	4
Jim Walley	.229	11	35	5	8	3	0	0	2
Jim Pyburn	.221	17	68	12	15	1	2	1	10
Bob Nagel	.218	16	55	9	12	2	0	1	7
Joe Cobb	.218	16	55	7	12	1	1	0	5
Bill Parsons	.138	10	29	3	4	0	0	0	1
Paul Susce	.080	10	25	0	2	0	0	0	2
George Pyle	.500	2	2	0	1	0	1	0	0
Seth Box	.444	8	18	4	8	2	2	0	6
Ernie Snow	.352	7	17	3	6	0	0	1	6
Howard Heiden	.333	3	9	2	3	0	0	0	2
Billy Roy Roberson	.267	6	15	5	4	0	0	0	2
Reuben Finney	.166	3	6	1	1	0	0	0	0
Dave Brown	.100	4	10	3	1	0	0	0	2
Tom McClendon	.090	8	11	1	1	0	0	0	2
Buck Bradberry	.000	6	12	0	0	0	0	0	0
Ben Dolson	.000	2	6	0	0	0	0	0	0
Jack Ramsey	.000	3	6	0	0	0	0	0	0
Mack Lee	.000	2	2	0	0	0	0	0	0
TOTALS	.234	21	697	114	163	21	9	10	88

Player	ERA	W-L	APP	IP	H	R	ER	BB	SO
Tom McClendon	1.48	3-0	9	24.1	18	8	4	15	17
Ernie Snow	2.42	2-3	7	48.1	48	26	13	24	17
Paul Susce	3.83	4-3	10	54.0	43	43	23	45	53
Jack Ramsey	5.11	0-1	3	12.1	10	7	7	17	8
Buck Bradberry	6.68	0-5	6	33.2	39	34	25	29	37
Howell Tubbs	18.00	0-0	1	1.0	3	2	2	1	0
TOTALS	3.84	9-12	21	173.1	161	120	74	131	132

Date	Opponent	Score	W/L
3/8	CAMP RUCKER	9-6	W
3/16	TENNESSEE	12-1	W
3/20	at Florida State	7-2	W
3/22	SAMFORD	16-7	W
	at Camp Rucker	10-8	W
3/26	* GEORGIA	4-3	W
3/29	at Mercer	18-1	W
3/31	MERCER	13-5	W
4/2	* ALABAMA	4-1	W
4/3	* ALABAMA	2-1	W
4/9	* at Georgia Tech	5-2	W
4/10	* at Georgia Tech	4-6	L
4/16	at Georgia	4-3	W
4/17	at Georgia	7-5	W
4/24	* at Florida	8-4	W
4/24	* at Florida	2-1	W
4/30	* FLORIDA	1-2	L
5/1	* FLORIDA	5-2	W
5/4	* at Alabama	2-5	L
5/4	* at Alabama	1-4	L
5/7	* GEORGIA TECH	6-9	L
5/8	* GEORGIA TECH	21-9	W

1954 • 17-5, 8-5 SEC
Head Coach: Dick McGowen (1951-57)

Player	AVG	GP	AB	R	H	2B	3B	HR	RBI
Jim Pyburn	.432	22	88	22	38	5	7	4	29
Byrd Whigham	.362	19	69	17	25	7	0	0	9
Howell Tubbs	.358	20	67	12	24	4	2	2	20
Doug Dickey	.345	22	87	19	30	5	2	3	20
Herbie Pearce	.321	9	28	3	9	0	0	0	5
Bob Nagel	.229	21	70	19	16	4	0	2	11
L.F. Lanier	.226	13	31	9	7	0	0	0	3
Jimmy Powell	.200	22	60	15	12	1	2	0	14
Guy Young	.173	22	81	19	14	2	1	0	18
Joe Davis	.162	21	68	7	11	2	0	0	14
Ben Dolson	1.000	1	2	1	2	0	0	0	0
Wynton Overstreet	.625	5	8	2	5	0	0	0	0
Reuben Finney	.364	6	11	3	4	0	0	0	4
Dan Branson	.273	6	11	3	3	0	0	0	3
Paul Susce	.209	8	24	0	5	1	0	0	1
Jack Ramsey	.143	5	7	2	1	0	0	0	0
Tom McClendon	.125	6	8	1	1	0	0	0	2
Lee Wingard	.091	7	11	1	1	0	0	0	2
Others	.333	6	0	2	1	0	0	0	1
TOTALS	.282	22	740	154	208	32	14	11	150

Player	ERA	W-L	APP	IP	H	R	ER	BB	SO
Paul Susce	0.99	7-1	8	64.0	42	15	30	57	57
Herbie Pearce	1.49	5-1	9	54.2	36	18	18	38	38
Jack Ramsey	2.26	2-1	5	28.0	29	18	11	12	12
Wynton Overstreet	2.35	1-0	5	15.1	9	7	13	9	9
Tom McClendon	6.09	2-2	6	21.0	21	19	14	4	4
Others	-	0-0	-	6.0	11	10	7	2	2
TOTALS	2.19	17-5	22	189.0	148	86	94	122	



YEAR-BY-YEAR RESULTS & TEAM STATS

Table with columns: Date, Opponent, Score, W/L. Rows include games from 3/25 to 5/7 against various opponents like FORT BENNING, SAMFORD, Mercer, etc.

1955 • 9-16, 5-11 SEC Head Coach: Dick McGowen (1951-57)

Player statistics table for 1955. Columns: Player, AVG, GP, AB, R, H, 2B, 3B, HR, RBI. Lists players like Doug Dickey, Guy Young, Byrd Whigham, etc.

ERA and pitching statistics table for 1955. Columns: Player, ERA, W-L, APP, IP, H, R, BB, SO. Lists pitchers like Paul Susce, Herbie Pearce, etc.

Table with columns: Date, Opponent, Score, W/L. Rows include games from 3/17 to 5/8 against opponents like Florida Southern, Georgia, Tennessee, etc.

1956 • 12-11, 9-7 SEC Head Coach: Dick McGowen (1951-57)

Player statistics table for 1956. Columns: Player, AVG, GP, AB, R, H, 2B, 3B, HR, RBI, SB. Lists players like Alton Shell, Jack Crouch, L.F. Lanier, etc.

ERA and pitching statistics table for 1956. Columns: Player, ERA, W-L, APP, IP, H, R, ER, BB, SO. Lists pitchers like Paul Susce, John Martin, etc.

Table with columns: Date, Opponent, Score, W/L. Rows include games from 3/19 to 5/7 against opponents like Florida State, Georgia, Kentucky, etc.

1957 • 16-10, 11-4 SEC Head Coach: Dick McGowen (1951-57)

Player statistics table for 1957. Columns: Player, AVG, GP, AB, R, H, 2B, 3B, HR, RBI, SB. Lists players like L.F. Lanier, Rex Frederick, Billy Ray Roberson, etc.

ERA and pitching statistics table for 1957. Columns: Player, ERA, W-L, APP, IP, H, R, ER, BB, SO. Lists pitchers like Fred McDuffie, Herbie Pearce, etc.





YEAR-BY-YEAR RESULTS & TEAM STATS

•SEC CHAMPIONS• •SEC EAST CHAMPIONS•			
Date	Opponent	Score	W/L
3/20	at Florida State	4-3	W
3/20	at Florida State	10-7	W
3/21	* at Florida	6-9	L
3/22	* at Florida	2-8	L
3/28	* at Georgia	5-1	W
3/29	* at Georgia	5-3	W
4/2	at Mercer	11-4	W
4/4	* VANDERBILT	25-4	W
4/5	* VANDERBILT	1-0	W
4/5	* VANDERBILT	8-0	W
4/11	MERCER	5-17	L
4/12	* GEORGIA TECH	14-11	W
4/14	* GEORGIA TECH	11-3	W
4/18	at Alabama	5-7	L
4/19	* at Georgia Tech	3-2	W
4/21	* at Georgia Tech	15-0	W
4/22	ALABAMA	5-7	L
4/25	ALABAMA	9-3	W
4/26	FLORIDA STATE	1-5	L
4/28	FLORIDA STATE	2-4	L
4/30	SAMFORD	4-6	L
5/2	* GEORGIA	7-14	L
5/3	* GEORGIA	4-1	W
5/9	* FLORIDA	12-4	W
5/10	* FLORIDA	5-1	W
5/14	# at Alabama (14)	3-2	W
5/15	# at Alabama	5-4	W

SEC Playoff (1st)

1958 • 17-8, 12-3 SEC Head Coach: Joe Connelly (1958)

Player	AVG	GP	AB	R	H	2B	3B	HR	RBI	SB
Pete Duke	.347	25	95	22	33	3	2	3	17	7
L.F. Lanier	.331	27	118	27	39	8	4	2	24	4
Jack Crouch	.296	27	108	17	32	5	2	2	30	6
Jimmy Laster	.285	24	84	13	24	5	0	1	16	5
Tommy Lorio	.280	22	50	17	14	3	0	0	5	0
Shot Johnston	.260	16	50	11	13	2	1	3	15	0
Gerald George	.254	15	59	11	15	0	1	0	6	1
Rex Frederick	.238	24	84	22	20	6	2	3	16	6
Lloyd Nix	.195	25	77	14	15	3	1	0	10	2
Bob James	.180	15	50	9	9	0	0	0	4	3
Jimmy Lee	.500	1	2	0	1	0	0	0	0	0
Alan Koch	.457	11	35	6	16	1	0	1	11	0
Jackie Burkett	.375	12	32	10	11	3	0	0	10	2
Tommy Watts	.333	2	3	1	1	0	0	0	0	0
Morris Savage	.286	4	7	1	2	0	0	0	2	0
Charlie Carlan	.206	16	34	4	7	0	0	0	5	1
Fred McDuffie	.200	15	5	0	1	0	0	0	0	0
Quineth Roberts	.185	10	27	8	5	0	0	0	2	0
Henry Dumas	.167	5	12	1	2	1	0	0	2	0
Jim Shirley	.125	4	8	3	1	0	0	0	0	0
Bill Cowthorne	.000	4	1	0	0	0	0	0	0	0
John Martin	.000	1	0	0	0	0	0	0	0	0
TOTALS	.278	27	951	198	261	42	13	15	174	40
Player	ERA	W-L	APP	IP	H	R	ER	BB	SO	
Red Roberts	1.58	7-1	10	81.0	55	20	14	77	32	
Alan Koch	2.44	7-2	11	81.0	75	36	22	76	35	
Jim Shirley	2.70	1-1	4	23.0	18	7	7	15	7	
Fred McDuffie	4.63	2-1	5	11.0	17	11	6	7	7	
Henry Dumas	5.79	1-2	4	23.0	29	32	15	25	22	
Lloyd Nix	1.93	0-0	2	5.0	6	5	1	1	3	
Tommy Watts	2.08	1-0	2	5.0	4	1	1	3	5	
Bill Cowthorne	10.56	0-1	4	8.0	18	9	9	7	4	
Shot Johnston	22.50	0-0	1	2.0	3	5	5	1	2	
John Martin	27.00	0-0	1	0.1	1	1	1	1	1	
TOTALS	2.48	19-8	27	290	219	118	80	214	115	

•SEC CHAMPIONS• •SEC EAST CHAMPIONS•			
Date	Opponent	Score	W/L
3/15	Spring Hill	0-2	L
3/15	Spring Hill	1-1	T
3/17	Florida State	4-8	L
3/17	Florida State	3-11	L
3/25	Samford	1-2	L
3/27	* Georgia	3-9	L
3/28	* Georgia	8-5	W
3/31	Troy State	4-3	W
4/3	* Vanderbilt	15-4	W
4/4	* Vanderbilt	8-3	W
4/4	* Vanderbilt	10-4	W
4/6	ALABAMA	8-6	W
4/10	* GEORGIA TECH	2-7	L
4/11	* GEORGIA TECH	9-4	W
4/17	* at Georgia Tech	1-5	L
4/21	Mercer	5-6	L
4/24	Troy State	13-4	W
4/24	Troy State	6-5	W
4/25	Mercer	4-3	W
4/29	Samford	8-3	W
5/1	* Georgia	13-3	W
5/2	* Georgia	7-1	W
5/4	at Alabama	8-6	W
5/8	* at Florida	3-2	W
5/9	at Florida	2-4	L
5/13	Florida State	4-3	W
5/14	Florida State	8-6	W

1959 • 15-11-1, 8-4 SEC Head Coach: Erk Russell (1959-62)

Player	AVG	GP	AB	R	H	2B	3B	HR	RBI	SB
Alan Koch	.419	25	86	14	36	6	2	0	14	4
Porter Gilbert	.340	19	47	13	16	2	1	0	8	1
Horace Williams	.316	13	38	5	12	4	0	0	6	0
Jim Douglas	.295	26	95	23	28	6	0	1	11	8
Gerald George	.295	24	95	16	28	2	2	0	21	4
Ben Catchings	.252	27	107	18	27	3	1	0	12	7
Jim Hudson	.244	15	45	5	11	3	0	0	6	2
Lloyd Nix	.244	24	90	11	22	2	1	0	12	2
Charlie Carlan	.224	19	67	12	15	3	0	1	11	5
Bo Davis	.214	11	28	3	6	3	0	0	2	1
Rex Frederick	.210	19	62	10	13	0	1	0	11	5
Morris Savage	.196	17	51	7	10	1	0	2	6	0
Jackie Burkett	.171	13	41	6	7	0	0	0	3	2
Joe Woods	.429	2	7	1	3	1	0	0	0	1
Jim Shirley	.417	8	12	3	5	1	0	0	1	0
Harry Daniel	.313	6	16	3	5	1	0	0	3	0
John McCree	.267	10	15	1	4	0	0	0	1	0
Jack Anderson	.200	4	10	1	2	0	0	0	1	1
Robb Robinson	.200	5	5	0	1	0	0	0	0	1
Bob Baker	.100	8	10	3	1	0	0	0	1	0
Bruce White	.000	2	2	0	0	0	0	0	0	0
Mac Whittaker	.000	2	0	0	0	0	0	0	0	0
TOTALS	.271	27	929	155	252	38	8	4	130	44
Player	ERA	W-L	APP	IP	H	R	ER	BB	SO	
Bob Baker	2.70	2-1	7	30.0	29	13	9	11	17	
Lloyd Nix	2.80	6-0	7	58.0	60	25	18	19	30	
Porter Gilbert	2.95	3-4	11	58.0	52	31	19	26	54	
Jim Shirley	4.18	2-2	8	32.0	37	21	15	18	22	
Alan Koch	4.50	1-3	5	30.0	33	24	15	24	28	
Gerald George	2.25	1-1	3	16.0	17	6	4	7	20	
Bruce White	2.25	0-0	2	4.0	2	1	1	2	2	
Mac Whittaker	9.00	0-0	2	1.0	2	2	1	1	0	
TOTALS	3.21	15-11	27	230.0	232	123	82	108	173	

Date	Opponent	Score	W/L
3/21	at Florida State	10-4	W
3/22	at Florida State	8-22	L
3/23	at Florida State	4-11	L
4/1	* at Georgia Tech	2-3	L
4/2	* at Georgia Tech	5-4	W
4/5	ALABAMA	11-10	W
4/8	* at Florida	7-3	W
4/9	* at Florida	6-8	L
4/15	* at Georgia	8-5	W
4/16	* at Georgia	15-4	W
4/19	OGLETHORPE	6-2	W
4/22	* GEORGIA TECH (12)	6-7	L
4/23	* GEORGIA TECH	0-12	L
4/29	* at Kentucky	7-2	W
4/30	* at Kentucky	7-5	W
5/2	* at Tennessee	2-6	L
5/3	* at Tennessee	13-11	W
5/6	FLORIDA STATE	8-3	W
5/7	FLORIDA STATE	6-5	W
5/9	* GEORGIA	7-3	W
5/10	* GEORGIA (11)	7-6	W
5/13	* FLORIDA	8-1	W
5/14	* FLORIDA	7-11	L

1960 • 15-8, 10-6 SEC Head Coach: Erk Russell (1959-62)

Player	AVG	GP	AB	R	H	2B	3B	HR	RBI	SB
Benny Catchings	.356	23	104	21	37	5	3	0	21	9
Jim Douglas	.347	23	98	29	34	5	1	1	18	2
Jack Blutworth	.289	13	38	7	11	2	0	1	5	0
Larry Nichols	.285	23	98	15	28	7	0	2	19	10
Bill Breakfield	.280	22	75	16	21	5	0	4	21	2
Jack Anderson	.254	23	83	18	21	1	2	0	7	2
Jim Hudson	.236	22	72	8	17	0	1	1	10	0
Alan Koch	.234	18	47	15	11	1	0	2	9	0
Harry Daniel	.234	18	64	8	15	4	1	0	3	0
Jim Boyd	.192	9	26	5	5	0	0	1	4	0
Joe Woods	.173	22	75	10	13	2	1	0	7	1
Mac Whittaker	.250	7	12	2	3	0	0	0	1	0
Jay Lundstrom	.143	5	7	2	1	0	0	0	0	0
John McCree	.143	4	7	0	1	0	0	0	0	0
Bob Baker	.091	8	11	3	1	0	0	0	1	0
Bert Webb	.000	1	0	0	0	0	0	0	0	0
TOTALS	.268	23	817	159	219	32	9	12	126	28
Player	ERA	W-L	APP	IP	H	R	ER	BB	SO	
Alan Koch	3.00	7-2	10	81.0	79	34	27	31	88	
Jim Boyd	5.43	3-3	9	63.0	65	51	38	49	45	
Mac Whittaker	6.45	2-0	8	34.0	30	26	22	24	11	
Bob Baker	10.00	3-3	9	27.0	32	32	30	21	11	
John McCree	22.50	0-0	1	2.0	3	5	5	2	2	
TOTALS	5.31	15-8	23	207.0	209	148	122	128	158	



YEAR-BY-YEAR RESULTS & TEAM STATS

SEC EAST CHAMPIONS

Table with columns: Date, Opponent, Score, W/L. Rows include games against Howard, Florida State, Tennessee, Kentucky, Georgia Tech, and LSU.

1961 • 14-11, 12-6 SEC Head Coach: Erk Russell (1959-62)

Player statistics table for 1961. Columns include AVG, AB, R, H, 2B, 3B, HR, RBI, BB, SB. Lists players like Jim Douglas, Wayne Fowler, Larry Nichols, etc.

Table with columns: Date, Opponent, Score, W/L. Rows include games against Florida State, Vanderbilt, Georgia Tech, Florida State, and Alabama.

1962 • 15-7, 11-5 SEC Head Coach: Erk Russell (1959-62)

Player statistics table for 1962. Columns include AVG, AB, R, H, 2B, 3B, HR, RBI, BB, SB. Lists players like Larry Nichols, Otis Bibb, Wayne Fowler, etc.

SEC CHAMPIONS SEC EAST CHAMPIONS DISTRICT 3 REGIONAL

Table with columns: Date, Opponent, Score, W/L. Rows include games against Florida State, Georgia, Florida State, Georgia Tech, Kentucky, Vanderbilt, Florida, and Ole Miss.

1963 • 17-8, 15-3 SEC Head Coach: Paul Nix (1963-84)

Player statistics table for 1963. Columns include AVG, AB, R, H, 2B, 3B, HR, RBI, BB, SB. Lists players like Jimmy Barfield, Maillon Kent, Jim Bachus, etc.





YEAR-BY-YEAR RESULTS & TEAM STATS

•SEC EAST CHAMPIONS•

Date	Opponent	Score	W/L
3/17	Huntingdon	10-0	W
3/18	Huntingdon	10-5	W
3/20	* Vanderbilt	6-2	W
3/21	* Vanderbilt	5-0	W
3/23	Northeast Louisiana	11-3	W
3/24	Northeast Louisiana	8-2	W
3/27	* Georgia	5-6	L
3/28	* Georgia	3-2	W
4/3	* FLORIDA	2-4	L
4/4	* FLORIDA	8-2	W
4/10	* at Georgia Tech	10-6	W
4/11	* at Georgia Tech	8-6	W
4/17	* Georgia	6-1	W
4/18	* Georgia	5-4	W
4/20	Florida State	5-3	W
4/22	* Tennessee	6-0	W
4/23	* Tennessee	7-5	W
4/24	* Kentucky	1-2	L
4/25	* Kentucky	4-5	L
5/1	* at Florida	10-4	W
5/2	* at Florida	0-4	L
5/4	Florida State	4-2	W
5/5	Florida State	19-5	W
5/8	* GEORGIA TECH	5-1	W
5/9	* GEORGIA TECH	10-2	W
5/13	# OLE MISS	10-9	W
5/15	# at Ole Miss	0-7	L
5/16	# at Ole Miss	0-5	L

SEC Playoff (2nd)

**1964 • 21-7, 13-5 SEC
Head Coach: Paul Nix (1963-84)**

Player	AVG	AB	R	H	2B	3B	HR	RBI	SB
Jimmy Barfield	.374	115	24	43	13	6	2	24	4
Otis Bibb	.360	114	32	41	7	4	1	9	10
Ronnie Baynes	.326	98	25	32	1	1	1	20	5
Dink Haire	.317	104	14	33	3	1	0	11	17
Jimmy Martin	.308	120	25	37	4	3	0	11	6
Tandy Gerards	.303	119	15	36	4	1	1	23	5
Jim Bachus	.281	96	21	27	6	3	2	23	7
Harry Doles	.240	96	10	23	2	0	1	9	1
Jimmy Crysel	.207	29	3	6	1	0	0	1	1
George Nichols	.600	5	1	3	0	0	0	1	0
Monty Sharpe	.250	4	0	1	0	0	0	0	0
Frank Fryer	.200	15	3	3	1	0	0	2	0
Jerry Lewter	.200	5	1	1	0	0	0	0	0
Duke Shackelford	.000	11	0	0	0	0	0	0	0
Larry Wilson	.000	1	0	0	0	0	0	0	0
Larry Hartley	.000	1	0	0	0	0	0	0	0
TOTALS	.307	933	174	286	42	19	8	134	56

Player	ERA	W-L	IP	H	R	ER	BB	SO
Monty Sharpe	2.16	3-2	33.1	29	13	8	14	23
Jimmy Crysel	2.17	9-1	74.2	50	21	18	28	51
George Nichols	2.49	3-0	43.1	26	16	12	27	24
Jerry Lewter	2.65	3-1	34.0	32	12	10	21	23
Duke Shackelford	2.88	1-3	53.0	31	25	17	39	54
Larry Wilson	1.50	1-0	6.0	6	1	1	3	3
Larry Hartley	4.50	1-0	2.0	3	3	1	4	1
TOTALS	2.45	21-7	246.1	177	91	67	136	179

•SEC EAST CHAMPIONS•

Date	Opponent	Score	W/L
3/19	* KENTUCKY	5-4	W
3/20	* KENTUCKY	11-6	W
3/22	* TENNESSEE	7-3	W
3/27	* Georgia	4-3	W
3/27	* Georgia	6-1	W
4/2	* at Florida	3-4	L
4/3	* at Florida	0-5	L
4/5	Florida State	1-6	L
4/6	Florida State	0-12	L
4/9	GEORGIA TECH	13-3	W
4/10	GEORGIA TECH	4-0	W
4/14	Oglethorpe	11-2	W
4/16	* Vanderbilt	13-4	W
4/17	* Vanderbilt	24-9	W
4/23	* Georgia	3-5	L
4/24	* Georgia	3-1	W
4/30	* FLORIDA	6-1	W
5/1	* FLORIDA	5-4	W
5/7	* at Georgia Tech	4-5	L
5/8	* at Georgia Tech	5-13	L

**1965 • 13-7, 10-3 SEC
Head Coach: Paul Nix (1963-84)**

Player	AVG	AB	R	H	2B	3B	HR	RBI	SB
Frank Fryer	.373	75	15	28	5	6	3	22	3
Dink Haire	.333	81	19	27	6	2	0	15	11
Pete McKenzie	.333	81	16	27	6	3	1	18	2
Scotly Long	.257	74	11	19	2	1	1	8	2
Ralph Wells	.256	78	15	20	1	0	2	12	1
Reggie Gilbert	.250	72	21	18	6	2	0	5	7
Ronnie Sharpe	.250	28	5	7	1	1	0	1	0
Ronnie Baynes	.227	66	6	15	1	1	1	9	5
Harry Doles	.185	65	13	12	3	0	1	5	3
Don Hand	.400	10	2	4	0	1	0	2	0
Sam Monte	.333	6	1	2	1	0	0	2	0
Jimmy Crysel	.300	10	3	3	1	0	1	5	1
Bill Turberville	.200	5	1	1	0	0	0	0	0
Larry Hartley	.200	5	1	1	0	0	0	0	0
TOTALS	.280	656	129	184	33	17	10	104	35

Player	ERA	W-L	IP	H	R	ER	BB	SO
Montie Sharpe	2.48	7-2	72.1	54	28	20	28	67
Jerry Lewter	3.47	3-0	23.1	25	9	9	16	24
Jimmy Crysel	3.60	2-2	30.0	31	21	21	19	17
Larry Hartley	9.00	1-0	6.0	7	6	6	6	4
Don Hand	9.85	0-3	21.0	23	25	23	22	9
TOTALS	4.66	13-7	152.2	140	89	79	91	121

Date	Opponent	Score	W/L
3/18	* VANDERBILT	11-0	W
3/19	* VANDERBILT	8-5	W
3/21	@ Mississippi State	4-2	W
3/22	@ at Florida State	3-6	L
3/22	@ Mississippi State	5-6	L
3/23	@ Ole Miss	3-5	L
3/25	* FLORIDA	4-1	W
3/26	* FLORIDA	10-5	W
4/1	FLORIDA STATE	7-2	W
4/2	FLORIDA STATE	6-2	W
4/2	WAKE FOREST	12-5	W
4/9	* at Florida	4-12	L
4/10	* at Florida	2-8	L
4/11	MIAMI, FLA.	7-1	W
4/12	MIAMI, FLA.	8-3	W
4/15	* at Georgia	3-4	L
4/16	* at Georgia	5-2	W
4/22	GEORGIA TECH	2-1	W
4/23	GEORGIA TECH	2-8	L
4/27	* Tennessee	6-1	W
4/28	* Tennessee	3-7	L
4/29	* at Kentucky	1-2	L
5/6	* GEORGIA	2-3	L
5/7	* GEORGIA	2-9	L
5/17	* at Georgia Tech	1-0	W
5/18	* at Georgia Tech	3-13	L

@ FSU Tournament (Tallahassee, FL)

**1966 • 14-12, 6-7 SEC
Head Coach: Paul Nix (1963-84)**

Player	AVG	AB	R	H	2B	3B	HR	RBI	SB
Frank Fryer	.361	97	12	35	5	2	1	18	5
Scotly Long	.356	87	15	31	5	0	5	16	3
Pete McKenzie	.313	99	22	31	4	0	0	6	4
Ralph Wells	.280	100	15	28	3	3	4	18	5
Roger Boozer	.256	78	10	20	1	0	2	10	1
Q.V. Lowe	.265	34	4	9	0	0	1	2	1
Harry Doles	.250	80	5	20	4	0	1	12	0
Reggie Gilbert	.203	79	12	16	1	2	0	5	3
Roy Cox	.182	77	11	14	2	1	5	15	2
Johnny Straiton	.208	24	2	5	1	0	2	3	0
Paul Boverf	.176	17	2	3	1	0	0	2	0
Jim Blausner	.111	18	7	2	0	1	0	0	0
TOTALS	.271	190	117	214	27	9	21	107	24

Player	ERA	W-L	IP	H	R	ER	BB	SO
Q.V. Lowe	1.69	8-2	85.0	51	20	16	20	65
Paul Boverf	2.47	2-4	38.0	30	21	10	26	26
Jim Blausner	4.26	4-3	57.0	52	36	27	33	41
TOTALS	2.65	14-9	180.0	133	77	53	79	132



YEAR-BY-YEAR RESULTS & TEAM STATS

•COLLEGE WORLD SERIES•
•SEC CHAMPIONS•
•SEC EAST CHAMPIONS•
•DISTRICT 3 REGIONAL CHAMPS•

Table with columns: Date, Opponent, Score, W/L. Rows include games from 3/17 to 4/16 against various opponents like Florida, Spring Hill, Alabama, Georgia, Vanderbilt, Florida State, Kentucky, and Georgia Tech.

1967 • 32-10 15-2 SEC
Head Coach: Paul Nix (1963-84)

Player statistics table for 1967. Columns: Player, AVG, AB, R, H, 2B, 3B, HR, RBI, BB, SB. Includes totals for the team.

Table with columns: Date, Opponent, Score, W/L. Rows include games from 4/17 to 6/15 against opponents like Mercer, Tennessee, Alabama, Florida, Spring Hill, Georgia, Ole Miss, Georgia Tech, West Virginia, Florida State, Clemson, Ohio State, Stanford, and Rider.

Table with columns: Date, Opponent, Score, W/L. Rows include games from 3/14 to 5/3 against opponents like Southern Miss, South Alabama, Spring Hill, Florida, Vanderbilt, Alabama, Indiana State, Tulane, Miami, Mercer, Kentucky, and Georgia.

1968 • 22-12 9-6 SEC
Head Coach: Paul Nix (1963-84)

Player statistics table for 1968. Columns: Player, AVG, AB, R, H, 2B, 3B, HR, RBI, BB, SB. Includes totals for the team.

Table with columns: Date, Opponent, Score, W/L. Rows include games from 5/4 to 5/14 against opponents like Georgia, Florida State, and Florida State.

Table with columns: Date, Opponent, Score, W/L. Rows include games from 3/14 to 5/10 against opponents like Florida State, Spring Hill, South Alabama, Florida, Tennessee, Alabama, Mercer, Kentucky, West Georgia, Indiana State, Jacksonville, Tennessee, Kentucky, Florida, Alabama, Georgia, and Georgia.

1969 • 20-17 7-10 SEC
Head Coach: Paul Nix (1963-84)

Player statistics table for 1969. Columns: Player, AVG, AB, R, H, 2B, 3B, HR, RBI, BB, SB. Includes totals for the team.

Table with columns: Date, Opponent, Score, W/L. Rows include games from 5/12 to 5/24 against opponents like Mercer, Florida State, South Alabama, and South Alabama.





YEAR-BY-YEAR RESULTS & TEAM STATS

Date	Opponent	Score	W/L
3/9	WEST VIRGINIA	2-1	W
3/10	WEST VIRGINIA	0-3	L
3/21	Southern Illinois (NO)	2-8	L
3/22	at Tulane	1-3	L
3/23	at Loyola (N.O.)	9-7	W
3/24	at Loyola (N.O.)	3-0	W
3/27	* at Tennessee	1-2	L
3/27	* at Tennessee	1-0	W
3/28	* at Tennessee	0-1	L
4/3	* at Florida	4-17	L
4/6	at Florida State	4-10	L
4/7	at Florida State	5-3	W
4/10	* VANDERBILT	6-1	W
4/10	* VANDERBILT	2-1	W
4/11	* VANDERBILT	7-0	W
4/14	LOYOLA (N.O.)	8-6	W

4/15	LOYOLA (N.O.)	9-10	L
4/18	* at Georgia	0-1	L
4/18	* at Georgia [10]	4-5	L
4/21	at Alabama	1-8	L
4/25	* at Kentucky	1-0	W
4/25	* at Kentucky	4-2	W
4/28	MERCER	9-1	W
5/1	* FLORIDA	0-2	L
5/2	* FLORIDA	3-2	W
5/5	ALABAMA [11]	3-2	W
5/8	* GEORGIA [13]	4-3	W
5/9	* GEORGIA [11]	4-3	W
5/11	at Mercer [11]	5-6	L
5/18	FLORIDA STATE	0-5	L
5/19	FLORIDA STATE	6-7	L
5/22	SOUTH ALABAMA	9-7	W
5/23	SOUTH ALABAMA	2-4	L

1970 • 17-16 9-6 SEC
Head Coach: Paul Nix (1963-84)

Player	AVG	AB	R	H	2B	3B	HR	RBI	BB
NO STATS AVAILABLE									
Player	ERA	W-L	IP	H	R	ER	BB	SO	
NO STATS AVAILABLE									

Date	Opponent	Score	W/L
3/19	Miami, Ohio (I)	7-1	W
3/20	Navy (I)	6-1	W
3/20	Miami, Ohio (I)	6-4	W
3/21	Miami, Ohio (I)	1-5	L
3/21	Cincinnati (I)	17-4	W
3/22	Western Michigan (I)	6-7	L
3/22	Jacksonville (I)	11-4	W
3/23	Western Michigan (I)	9-11	L
3/23	Miami, Ohio (I)	4-13	L
3/26	* TENNESSEE	4-3	W
3/26	* TENNESSEE	5-6	L
3/27	West Georgia	6-4	W
3/27	West Georgia	10-0	W
3/30	South Alabama	3-2	W
3/30	South Alabama	2-9	L
4/2	* at Florida	5-10	L
4/3	* at Florida	6-5	W
4/9	* KENTUCKY	5-6	L
4/10	* KENTUCKY	2-0	W
4/12	* KENTUCKY	13-14	L
4/13	Florida State	8-13	L
4/16	Florida State	11-8	W
4/17	* Georgia	13-7	W
4/19	* Georgia	8-7	W
4/20	Mercer	6-4	W
4/23	ALABAMA	12-8	W
4/24	* FLORIDA	5-2	W
4/30	* FLORIDA	5-2	W
4/30	* at Vanderbilt	1-5	L
4/30	* at Vanderbilt	6-1	W
5/1	* at Vanderbilt	9-0	W

1971 • 23-16 9-7 SEC
Head Coach: Paul Nix (1963-84)

Player	AVG	AB	R	H	2B	3B	HR	RBI	SB
Joey Martin	.417	132	27	55	8	1	0	24	12
Andy Merchant	.325	114	24	37	4	1	4	23	11
Joe Haefer	.322	115	22	37	9	0	7	28	7
Jack Baker	.310	126	26	39	6	1	8	35	4
Ken Dempsey	.307	140	37	43	12	0	8	27	14
Pete Rancont	.292	96	14	28	4	1	3	20	8
Bill Cameron	.286	105	17	30	4	0	1	14	15
Wayne Hall	.248	109	21	27	6	2	1	10	6
Don Donaldson	.214	84	20	18	6	1	0	13	12
Bill Lawrence	.500	8	4	4	1	0	0	0	0
Hamp Russell	.500	2	1	1	1	0	0	1	0
Earl Nance	.462	26	8	12	3	0	0	4	2
Rick Eisenacher	.357	28	6	10	0	0	0	9	0
Greg Butler	.289	38	2	11	1	0	0	5	1
Bennett Shuman	.286	14	2	4	0	0	0	2	5
Ken Bishop	.235	17	5	4	0	1	0	3	1
Terry Curtis	.200	5	0	1	0	0	0	0	0
Chuck Rush	.200	5	1	1	0	0	0	0	1
Jack Van Yperen	.190	21	2	4	2	0	0	2	0
Tim Hulsey	.167	6	0	1	0	0	0	2	0
Tony Kraft	.167	6	0	1	0	0	0	0	0
David Blodgett	.125	8	1	1	0	0	0	0	0
Larry Kain	.125	8	0	1	0	0	0	1	2
Lynn Jones	.125	8	1	1	0	0	0	0	0
Sonny Murphy	.000	4	1	0	0	0	0	0	0
TOTALS	.303	1225	242	371	67	8	32	223	101
Player	ERA	W-L	IP	H	R	ER	BB	SO	
Earl Nance	4.08	6-2	75.0	63	41	34	43	65	
Jack Van Yperen	3.85	6-4	74.2	78	49	33	30	51	
Rick Eisenacher	3.47	5-3	57.0	53	28	22	25	62	
Larry Kain	8.22	3-2	35.0	43	39	32	30	29	
Lynn Jones	4.10	1-3	28.0	27	15	13	10	18	
Hamp Russell	3.00	1-0	9.1	8	3	3	5	4	
Terry Curtis	4.22	0-0	21.1	21	12	10	7	16	
Bill Lawrence	6.66	1-2	24.1	28	22	18	7	12	
Jack Baker	27.00	0-0	0.2	2	3	3	4	0	
TOTALS	4.65	23-16	325.1	323	212	168	161	257	

5/3	Atlanta Baptist	8-6	W
5/4	at Alabama	-5	L
5/7	* Georgia	6-8	L
5/8	* Georgia	2-4	L
5/17	Florida State	4-9	L
5/18	Florida State	5-6	L
5/21	South Alabama	6-5	W
5/22	South Alabama	4-10	L

Date	Opponent	Score	W/L
3/16	AUSTIN-PEAY	16-5	W
3/16	AUSTIN-PEAY	4-13	L
3/17	at South Alabama	0-1	L
3/20	WEST GEORGIA	10-2	W
3/20	JAXVILLE STATE	0-4	L
3/21	WEST GEORGIA	9-0	W
3/24	at Florida State	9-3	W
3/25	at Florida State	13-16	L
3/31	* FLORIDA	3-11	L
4/1	* FLORIDA	13-6	W
4/4	ALABAMA	3-0	W
4/4	ALABAMA	6-8	L
4/8	* at Kentucky	5-2	W
4/8	* at Kentucky	4-5	L
4/11	MERCER	5-2	W
4/12	ATLANTA BAPTIST	8-4	W
4/14	* at Georgia	6-7	L
4/15	* at Georgia	10-6	W
4/17	JACKSONVILLE	2-6	L
4/18	JACKSONVILLE	2-5	L
4/21	* at Florida	6-5	W
4/22	* at Florida [20]	7-6	W
4/25	at Alabama	8-4	W
4/25	at Alabama	1-9	L
4/26	ATLANTA BAPTIST	11-2	W
4/28	* VANDERBILT	1-5	L
4/28	* VANDERBILT	7-3	W
4/29	* VANDERBILT	2-6	L
5/5	* GEORGIA	0-2	L
5/6	* GEORGIA	2-1	W

1972 • 18-17 7-6 SEC
Head Coach: Paul Nix (1963-84)

Player	AVG	AB	R	H	2B	3B	HR	RBI	SB
Andy Merchant	.378	125	26	47	4	5	4	16	6
Joe Haefer	.338	130	27	44	5	2	8	35	12
David Blodgett	.291	48	10	14	3	0	1	8	2
Gary Daley	.280	50	13	14	4	1	0	4	1
Bill Cameron	.274	124	16	34	8	0	2	22	17
Johnny Simmons	.265	128	19	34	6	1	0	11	8
Tim Hulsey	.254	55	5	14	1	0	0	1	0
Greg Butler	.217	115	19	25	3	0	1	19	5
Ken Bishop	.210	57	9	12	1	0	1	9	0
Wayne Hall	.175	114	6	20	0	2	0	16	2
Bennett Shuman	.078	38	5	3	1	1	0	3	3
Mark Hatchett	1.000	3	4	3	3	0	0	2	0
Tony Craft	.667	6	1	4	0	0	0	2	0
Matt Waller	.667	3	1	2	0	1	0	2	0
Bill Lawrence	.428	28	10	12	1	1	0	3	0
Lynn Jones	.333	9	5	3	0	0	0	2	2
George Wheeler	.272	22	2	6	3	0	1	4	0
Sam Rodenhizer	.250	4	1	1	0	0	0	0	0
Terry Curtis	.250	4	0	1	0	0	0	0	0
Chuck Rush	.200	20	1	4	0	0	0	0	0
Jim Handley	.125	8	0	1	0	0	0	0	0
Jack Van Yperen	.121	33	3	4	1	0	0	0	0
Steve Foxwell	.000	1	1	0	0	0	0	0	0
Kim Shugart	.000	1	1	0	0	0	0	0	0
Sonny Murphy	.000	2	0	0	0	0	0	0	0
TOTALS	.268	1128	185	302	44	14	18	159	58
Player	ERA	W-L	IP	H	R	ER	BB	SO	
Jack Van Yperen	1.96	5-7	87.0	76	41	19	34	60	
Sam Rodenhizer	2.19	2-0	12.1	15	5	3	3	10	
George Wheeler	2.94	2-4	55.0	57	31	18	17	25	
Lynn Jones	3.00	1-0	18.0	25	13	6	3	12	
Jim Handley	3.40	2-1	34.1	28	17	13	20	19	
Bill Lawrence	3.77	5-3	74.0	76	43	31	17	49	
Matt Waller	6.00	0-1	9.0	12	8	6	5	4	
Terry Curtis	6.92	0-1	13.1	16	16	10	7	7	
TOTALS	3.15	17-17	303.0	305	174	106	106	186	

5/15	at Mercer	6-3	W
5/16	FLORIDA STATE	9-3	W
5/19	SOUTH ALABAMA	1-6	L
5/20	SOUTH ALABAMA	1-5	L



YEAR-BY-YEAR RESULTS & TEAM STATS

Table with columns: Date, Opponent, Score, W/L. Rows include games from 3/15 to 4/24 against various opponents like Jacksonville, Middle Tenn. State, Mercer-Atlanta, etc.

1973 • 20-19 7-9 SEC Head Coach: Paul Nix (1963-84). Player statistics table with columns: Player, AVG, AB, R, H, 2B, 3B, HR, RBI, BB, SO, SF/SH, SB.

Results table for 1973 with columns: Date, Opponent, Score, W/L. Rows include games against ALABAMA, Vanderbilt, SOUTH ALABAMA, etc.

Table with columns: Date, Opponent, Score, W/L. Rows include games from 3/11 to 4/12 against opponents like MARYLAND, COLUMBUS COL., CLEVELAND STATE, etc.

1974 • 31-13 11-6 SEC Head Coach: Paul Nix (1963-84). Player statistics table with columns: Player, AVG, AB, R, H, 2B, 3B, HR, RBI, BB, SO, SF/SH, SB.

Results table for 1974 with columns: Date, Opponent, Score, W/L. Rows include games against Georgia, ALABAMA, Mercer, etc.

Table with columns: Date, Opponent, Score, W/L. Rows include games from 3/7 to 4/19 against opponents like B'HAM-SOUTHERN, MARIETTA COLLEGE, CLEMSON, etc.

1975 • 24-21 7-9 SEC Head Coach: Paul Nix (1963-84). Player statistics table with columns: Player, AVG, GP, AB, R, H, 2B, 3B, HR, RBI, BB, SO, SH/SF, SB.

Results table for 1975 with columns: Date, Opponent, Score, W/L. Rows include games against TROY STATE, Vanderbilt, MISSISSIPPI STATE, etc.





YEAR-BY-YEAR RESULTS & TEAM STATS

•COLLEGE WORLD SERIES•
•SEC CHAMPIONS•
•SEC WEST CHAMPIONS•
•SOUTH REGIONAL CHAMPIONS•

Date	Opponent	Score	W/L
2/26	HOUSTON	5-0	W
2/26	HOUSTON	0-7	L
3/3	B'HAM-SOUTHERN	4-1	W
	TROY STATE	12-0	W
3/8	* at Alabama	4-0	W
3/8	* at Alabama	5-2	W
3/9	* at Alabama	11-5	W
3/11	NORTH ALABAMA	12-0	W
3/11	NORTH ALABAMA	3-1	W
3/17	NOTRE DAME	10-2	W
3/17	NOTRE DAME	9-0	W
3/18	NOTRE DAME	8-6	W
3/19	* at Ole Miss	3-2	W
3/19	* at Ole Miss	6-4	W
3/20	* at Ole Miss	1-0	W
3/22	OHIO	6-4	W
3/22	OHIO	7-4	W
3/23	OHIO	2-1	W
3/23	OHIO	8-9	L
3/24	OHIO	6-4	W
3/27	* MISSISSIPPI STATE	1-6	L
3/27	* MISSISSIPPI STATE	1-3	L
4/2	at Georgia	11-3	W
4/3	at Georgia	2-3	L
4/5	JAX'VILLE STATE	5-3	W

1976 • 37-15, 12-7 SEC
Head Coach: Paul Nix (1963-84)

Player	AVG	GP	AB	R	H	2B	3B	HR	RBI	BB	SO	SH/SE	SB
Richie Howard, 3b	.383	42	133	28	51	8	0	10	52	26	18	0/1	5
Tommy Morton, c	.322	44	121	24	39	10	0	3	27	18	20	4/3	3
Dom Fucci, dh	.311	24	61	9	19	2	1	0	7	11	7	0/0	6
Mickey Miller, 2b	.308	52	172	39	53	12	1	0	31	24	9	5/3	15
Curt Cope, of	.287	40	101	14	29	4	0	2	22	25	21	6/3	21
David Duffner, 1b	.277	51	173	28	48	7	1	1	29	16	26	4/2	6
Chuck Moore, of	.265	28	102	20	27	5	1	1	9	14	24	4/1	5
Steve Reg, of	.243	49	144	19	35	4	2	4	31	22	32	1/1	6
John Trageser, c	.238	25	63	5	15	1	0	0	7	8	10	2/0	0
Jim Block, ss	.237	32	76	18	18	2	0	0	4	26	14	1/1	3
S. Montgomery, ss	.230	37	100	18	23	4	0	5	9	19	17	5/0	1
J.B. Brown	.225	26	71	11	16	1	1	0	9	9	14	4/0	1
Ben Spivey, of	.143	11	14	4	2	0	0	0	1	3	6	0/0	1
Eddie Staub, c	.000	1	2	0	0	0	0	0	0	0	1	0/0	0
David Mowen, 3b	.000	1	0	0	0	0	0	0	1	1	1	0/0	0
Chuck Phab, 2b	.000	2	2	0	0	0	0	0	0	0	1	0/0	0
Mike Frazier, of	.000	2	1	0	0	0	0	0	1	0	0	0/0	0
Stuart Wilson, of	.000	3	0	0	0	0	0	0	0	0	0	0/0	0
TOTALS	.283	52	1506	286	426	66	8	28	251	236	246	40/16	75
OPPONENTS	.212	52	1500	175	318	40	10	15	142	177	299	11/8	59

Player	ERA	W-L	APP	GS	CG	SHO	IP	H	R	ER	BB	SO
Robert Hudson	1.74	10-5	22	14	6	2	114.0	86	42	22	34	73
Mark McClanahan	2.16	4-0	18	1	1	0	41.2	31	15	10	17	33
David O'Hare	2.23	4-2	14	5	0	0	44.0	47	25	11	25	40
Joe Beckwith	2.25	9-3	17	13	5	3	84.0	65	33	21	35	64
Terry Leach	2.57	8-5	15	14	6	1	84.0	54	34	24	41	71
Mark Wimberly	3.38	2-0	6	1	0	0	16.0	13	6	6	13	7
David Sullivan	4.50	0-0	3	1	0	0	6.0	10	9	3	7	5
Kent Skinner	5.62	0-0	4	0	0	0	9.2	12	11	6	5	6
TOTALS	2.32	37-15	52	52	18	8	399.1	318	175	103	177	299

4/5	JAX'VILLE STATE	6-7	L
4/9	* at LSU	3-4	L
4/9	* at LSU	5-2	W
4/10	* at LSU	1-3	L
4/12	NEW ORLEANS	5-1	W
4/16	* OLE MISS	1-3	L
4/16	* OLE MISS	2-2	W
4/17	* OLE MISS	2-9	L
4/20	at Mercer	4-10	L
4/20	at Mercer	6-2	W
4/26	* at Mississippi State	7-0	W
4/27	* at Mississippi State	2-1	W
4/27	* at Mississippi State	3-1	W
4/30	* LSU	0-2	L
5/1	* LSU	5-1	W
5/3	at B'Ham-Southern	13-4	W
	MERCER	9-4	W
	MERCER	4-3	W
5/13	# at Kentucky	6-7	L
5/16	# KENTUCKY	6-0	W
5/16	# KENTUCKY	14-6	W
5/18	Georgia Tech (A)	6-4	W
5/21	! Middle Tennessee	10-5	W
5/24	! at Florida State	2-1	W
5/25	! Jacksonville	7-5	W
6/11	S Clemson	4-9	L
6/12	S Maine	8-9	L

SEC Playoff (1st)
 ! South Reg. (Tallahassee, FL - 1st)
 S CWS (Omaha, NE-7th)

Date	Opponent	Score	W/L
2/24	at Jacksonville	0-1	L
2/24	at Jacksonville	3-2	W
	at Valdosta State	8-4	W
3/3	at Mercer	7-10	L
	MIDDLE TENN. ST.	2-5	L
	MARSHALL	17-5	W
3/17	at Austin Peay	6-5	W
3/18	* at Mississippi State	0-3	L
3/19	* at Mississippi State	0-5	L
3/19	* at Mississippi State	1-12	L
3/22	OHIO	10-3	W
3/22	OHIO	9-3	W
3/23	OHIO	5-3	W
3/23	OHIO	7-8	L
3/25	* LSU	2-0	W
3/26	* LSU	10-2	W
3/26	* LSU	4-2	W
4/2	* OLE MISS	3-1	W
4/2	* OLE MISS	9-4	W
4/3	* OLE MISS	7-14	L
4/5	at B'Ham-Southern	8-6	W
4/6	LIVINGSTON	7-2	W
4/9	* at Alabama	5-11	L
4/9	* at Alabama	5-2	W
4/10	* at Alabama	5-12	L
4/11	MERCER	17-7	W
4/13	GEORGIA	11-2	W

1977 • 28-18, 11-9 SEC
Head Coach: Paul Nix (1963-84)

Player	AVG	GP	AB	R	H	2B	3B	HR	RBI	BB	SO	SH/SE	SB
Steve Renfro	.344	45	154	27	53	8	3	4	36	12	29	5/2	11
Bo Fucci	.342	40	114	32	39	8	1	3	20	23	30	2/1	16
Gray Morrison	.315	39	143	22	45	10	1	1	17	14	29	4/0	3
John Trageser	.314	24	70	19	22	2	0	4	13	19	9	2/2	1
Rodney Rushing	.305	34	95	10	29	4	1	2	15	8	20	2/1	1
Dom Fucci	.299	46	154	28	46	7	1	2	31	32	35	3/1	21
Chuck Moore	.273	39	121	19	33	3	2	4	23	6	28	1/0	2
S. Montgomery	.267	45	135	35	36	9	1	6	30	35	28	5/4	5
Pat Keedy	.260	46	146	37	38	11	2	8	34	29	45	1/2	7
J.B. Brown	.238	43	143	28	34	8	0	0	22	24	17	2/2	9
Ben Spivey	.143	26	56	13	8	0	0	0	2	19	15	2/0	1
Danny Rollin	.238	8	21	5	5	0	0	0	2	4	3	0/0	1
Tim Thornley	.231	11	26	4	6	1	0	0	6	9	8	0/1	0
Dan Weingarten	.154	8	13	2	2	0	0	0	0	3	3	0/0	0
Robert Hudson	.000	1	0	0	0	0	0	0	0	0	0	0/0	0
Tom Rogan	.000	3	0	1	0	0	0	0	0	2	0	0/0	0
Mike Frazier	.000	1	1	0	0	0	0	0	0	0	0	0/0	0
Tommy Owens	.000	7	2	3	0	0	0	0	0	1	0	0/0	0
TOTALS	.284	46	1395	285	396	71	12	34	251	239	300	30/16	78
OPPONENTS	.249	46	1447	227	360	56	11	25	183	184	262	14/10	55

Player	ERA	W-L	APP	GS	CG	SHO	IP	H	R	ER	BB	SO
Joe Beckwith	1.68	9-5	16	14	10	1	101.1	75	32	19	31	99
Robert Hudson	3.43	2-4	18	13	6	2	89.0	106	53	34	26	65
David Sullivan	5.36	2-3	9	5	1	0	42.0	44	30	25	26	20
Tim Williams	4.76	1-1	11	2	0	0	22.2	22	18	12	16	9
Mark Wimberly	5.12	4-1	15	5	2	1	45.2	44	36	26	20	31
Billy Knight	5.73	2-1	9	2	0	0	22.0	30	21	14	22	10
Martin Lowe	6.35	1-3	16	4	0	0	39.2	34	34	28	39	25
Jay Chwalik	5.40	0-0	2	1	0	0	5.0	5	3	3	4	3
TOTALS	3.94	28-18	46	46	19	4	367.2	360	227	161	184	262

4/15	at South Alabama	14-11	W
4/16	at South Alabama	5-8	L
4/18	TROY STATE	4-1	W
4/20	B'HAM-SOUTHERN	8-5	W
4/21	VALDOSTA STATE	9-10	L
4/23	* MISSISSIPPI STATE	3-0	W
4/24	* MISSISSIPPI STATE	6-4	W
4/24	* MISSISSIPPI STATE	15-6	W
4/25	JAX'VILLE STATE	2-0	W
4/27	COLUMBUS COL.	5-7	L
4/30	* at LSU [10]	0-1	L
4/30	* at LSU	3-0	W
5/2	at Columbus College	15-3	W
5/3	SOUTH ALABAMA	1-9	L
5/4	SOUTH ALABAMA	4-8	L
5/7	* at Ole Miss	4-6	L
5/7	* at Ole Miss	5-1	W
5/8	* at Ole Miss	4-7	L
5/17	at Georgia Tech	7-6	W

Date	Opponent	Score	W/L
2/23	GA. SOUTHWEST.	7-2	W
2/25	HUNTINGDON	5-4	W
3/4	* at Alabama	5-9	L
3/5	* at Alabama	5-3	W
3/5	* at Alabama	3-1	W
3/10	AUSTIN PEAY ST.	14-9	W
3/18	* MISSISSIPPI STATE	1-7	L
3/18	* MISSISSIPPI STATE	2-6	L
3/19	* MISSISSIPPI STATE	11-8	W
3/21	at South Alabama	9-12	L
3/22	at South Alabama	8-16	L
3/23	at New Orleans	0-5	L
3/24	at New Orleans	6-4	W
3/25	* at LSU	0-1	L
3/25	* at LSU	3-0	W
3/26	* at LSU	0-1	L
3/27	FAIRFIELD	1-3	L
3/30	LIVINGSTON	13-9	W
4/1	* at Ole Miss	3-8	L
4/1	* at Ole Miss	6-5	W
4/2	* at Ole Miss	11-6	W
4/3	at Memphis State	2-7	L
4/4	at Memphis State	9-10	L
4/6	MONTEVALLO [11]	4-3	W
4/8	* ALABAMA	13-5	W
4/8	* ALABAMA	11-5	W
4/9	* ALABAMA [6]	12-2	W
4/13	MEMPHIS	11-5	W
4/13	MEMPHIS	4-6	L
4/15	SOUTH ALABAMA	17-6	W

1978 • 33-21, 15-8 SEC
Head Coach: Paul Nix (1963-84)

Player	AVG	GP	AB	R	H	2B	3B	HR	RBI	BB	SO	SH/SE	SB
Dom Fucci	.401	54	177	58	71	15	4	10	44	40	23	3/4	28
J.B. Brown</													



YEAR-BY-YEAR RESULTS & TEAM STATS

Table with columns: Date, Opponent, Score, W/L. Rows include games from 2/26 to 4/21 against various opponents like Middle Tenn. St., Georgia State, Western Ky., etc.

1979 • 21-21 7-14 SEC Head Coach: Paul Nix (1963-84)

Player statistics table for 1979 season. Columns include Player, AVG, GP, AB, R, H, 2B, 3B, HR, RBI, BB, SO, SH/SF, SB. Includes totals and opponents.

Table with columns: Date, Opponent, Score, W/L. Rows include games from 4/22 to 5/15 against opponents like Mississippi State, Jaxville State, LSU, etc.

SEC WEST CHAMPIONS

Table with columns: Date, Opponent, Score, W/L. Rows include games from 2/28 to 4/16 against opponents like Columbus College, Georgia State, etc.

1980 • 27-24 15-8 SEC Head Coach: Paul Nix (1963-84)

Player statistics table for 1980 season. Columns include Player, AVG, GP, AB, R, H, 2B, 3B, HR, RBI, BB, SO, SH/SF, SB. Includes totals and opponents.

Table with columns: Date, Opponent, Score, W/L. Rows include games from 4/17 to 5/13 against opponents like Montevallo, LSU, Georgia State, etc.

SEC Team. (Gainesville, FL - 2nd)

Table with columns: Date, Opponent, Score, W/L. Rows include games from 3/1 to 4/11 against opponents like Troy State, SE Louisiana, etc.

1981 • 27-27 7-16 SEC Head Coach: Paul Nix (1963-84)

Player statistics table for 1981 season. Columns include Player, AVG, GP, AB, R, H, 2B, 3B, HR, RBI, BB, SO, SH/SF, SB. Includes totals and opponents.

Table with columns: Date, Opponent, Score, W/L. Rows include games from 4/12 to 5/11 against opponents like Miss. State, Jackson St., etc.

* Auburn's 9-0 loss to South Alabama on 4/9 was never played; forfeit by Auburn





YEAR-BY-YEAR RESULTS & TEAM STATS

Date	Opponent	Score	W/L
3/3	at Troy State	4-5	L
3/7	* at LSU7	2-4	L
3/7	* at LSU7	0-11	L
3/10	* OLE MISS7	3-4	L
3/10	* OLE MISS7 [8]	4-5	L
3/11	* OLE MISS	1-4	L
3/18	AUSTIN PEAY	13-10	W
3/20	* MISS. STATE7 [8]	6-5	W
3/20	* MISSISSIPPI STATE7	7-4	W
3/21	* MISSISSIPPI STATE6	4-3	W
3/23	GEORGIA	10-7	W
3/27	* at Alabama [10]	7-8	L
3/28	* at Alabama7	5-8	L
3/28	* at Alabama7 [8]	10-11	L
3/31	JAX'VILLE STATE7	6-4	W
3/31	JAX'VILLE STATE7	6-7	L
4/1	COLUMBUS COL.	9-7	W
4/3	at Huntingdon	20-4	W
4/7	GEORGIA STATE	3-1	W
4/10	* LSU	12-6	W
4/11	* LSU	13-12	W
4/11	* LSU7	9-1	W
4/13	FLORIDA STATE	9-5	W
4/14	FLORIDA STATES	8-10	L
4/15	at Columbus College	20-2	W
4/15	HUNTINGDON	12-4	W
4/18	* at Ole Miss7	0-1	L

1982 • 27-20-1, 8-13-1 SEC Head Coach: Paul Nix (1963-84)

Player	AVG	GP	AB	R	H	2B	3B	HR	RBI	BB	SO	SH/SE	SB
Doug Kirkcouse, ss	.386	48	197	58	76	21	3	17	54	20	25	0/2	6
Bob Barry, 3b	.341	46	173	40	59	6	0	13	57	26	28	1/4	7
David Mogentale, rf	.341	42	135	35	46	6	0	5	24	28	14	3/2	0
Russell Smith, 2b	.333	39	132	32	44	8	1	0	17	24	15	4/1	4
Neal Mitchell, prof	.304	36	138	37	42	11	0	8	23	27	17	2/2	0
Mike Swain, c	.302	35	106	19	32	7	0	2	14	18	13	2/0	0
Robert Somell, c	.295	40	173	32	53	5	3	1	21	19	9	2/0	3
Rayney Dollay, lf	.289	48	173	32	50	12	0	7	37	25	29	1/3	1
Trent Hudson, c	.288	30	80	13	23	2	1	1	13	6	18	1/1	0
J. Meltsvoege, dh	.287	43	157	28	45	8	0	2	25	22	29	4/2	3
Sam Brasso, lf	.277	29	83	15	23	5	0	0	11	4	17	2/1	0
Darryl Wilks, of	.297	11	37	3	11	1	0	1	6	1	4	0/0	1
Ilex Morris, c	.258	8	20	3	5	1	0	0	4	0	2	1/0	0
Jeff Grote, of	.182	7	11	5	2	0	0	0	1	2	2	0/0	1
Robby Moore, if	.000	1	0	1	0	0	0	0	0	0	0	0/0	0
TOTALS	.316	48	1569	348	496	93	8	57	307	222	222	23/18	29
OPPONENTS	.290	48	1553	312	450	72	11	45	273	231	226	19/12	55

Player	ERA	W-L	APP	GS	CG	SV	IP	H	R	ER	BB	SO	WP	HBP
Gary Smith	3.33	3-2	12	9	0	0	51.1	45	26	19	23	27	4	4
Marc Souceda	4.44	4-3	23	4	0	3	54.2	53	33	27	30	33	6	3
Lance Long	5.48	4-2	19	9	2	3	67.1	71	49	41	51	40	5	2
Ward Yerby	5.65	5-5	18	10	2	0	65.1	86	52	41	25	44	3	1
Neal Mitchell	5.82	4-3	10	3	0	0	34.0	46	28	22	32	23	4	2
Steve Childers	5.84	2-2	9	6	0	0	37.0	45	35	24	15	26	0	1
Russell Ricks	7.54	1-0	6	2	0	0	14.1	21	13	12	7	3	0	3
Bill Davis	13.64	2-0	8	1	0	0	27.0	48	45	41	21	10	7	6
Phil Constan	4.50	0-0	5	1	0	2	10.0	9	5	5	2	6	0	2
Barry Clements	6.41	1-3	8	3	0	0	19.2	21	18	14	21	10	3	1
Tim McClain	11.81	0-0	4	0	0	0	5.1	5	8	7	4	4	2	0
TOTALS	5.90	27-20	48	48	5	8	386.0	450	312	253	231	226	34	25
OPPONENTS	7.04	20-27	48	48	10	2	360.2	496	348	282	222	222	53	18

4/18	* at Ole Miss7	3-3	T
4/20	at Florida State	0-14	L
4/21	at Florida State	9-8	W
4/22	at Montevallo	3-1	W
4/24	* at Mississippi State7	2-9	L
4/24	* at Mississippi State5	0-6	L
4/25	* at Mississippi State	0-10	L
4/27	UAB	13-1	W
4/28	B'HAM-SOUTHERN	10-12	L
4/29	JACKSON STATE	4-1	W
5/1	* ALABAMA7 [8]	8-7	W
5/1	* ALABAMA7 [8]	8-5	W
5/2	* ALABAMA7	9-14	L
5/4	TROY STATE	14-12	W
5/5	LIVINGSTON	13-9	W
5/8	CLEMSON [11]	7-6	W
5/8	CLEMSON	10-22	L
5/9	CLEMSON [12]	9-0	W
5/10	MONTEVALLO	8-3	W
5/11	at Georgia State	11-1	W
5/12	at Georgia Tech	6-8	L

Date	Opponent	Score	W/L
2/23	at Florida State	9-12	L
2/23	at Florida State	1-6	L
3/2	GEORGIA	0-5	L
3/2	GEORGIA	11-7	W
3/3	at Troy State	5-6	L
3/5	at Columbus Col. [12]	7-8	L
3/8	ILLINOIS STATE	6-17	L
3/10	* OLE MISS	8-12	L
3/11	* OLE MISS	5-6	L
3/11	* OLE MISS	6-12	L
3/19	* at Mississippi State	0-8	L
3/19	* at Mississippi State	1-5	L
3/20	* at Mississippi State	2-7	L
3/22	ALA. CHRISTIAN	13-6	W
3/23	FLORIDA STATE	5-7	L
3/27	* LSU	6-3	W
3/27	* LSU	5-4	W
3/29	at Jacksonville State	1-11	L
3/31	Alabama (Bham)	3-12	L
4/2	* at Alabama	5-6	L
4/3	* at Alabama	2-3	L
4/3	* at Alabama	7-6	W
4/5	JAX'VILLE ST. [11]	6-5	W
4/10	COLUMBUS COL.	6-4	W
4/11	MONTEVALLO	7-0	W
4/12	at UAB	5-6	L
4/13	at Alabama Christian	19-14	W
4/14	at Georgia Tech	7-16	L
4/16	* at Ole Miss	4-12	L
4/16	* at Ole Miss	9-10	L
4/17	* at Ole Miss	7-10	L
4/19	at Georgia	11-5	W

1983 • 16-34, 4-18 SEC Head Coach: Paul Nix (1963-84)

Player	AVG	GP	AB	R	H	2B	3B	HR	RBI	BB	SO	SAC	SB-ATT	
Dean Sunseri	.317	26	63	11	20	2	0	0	9	22	13	1	1-3	
Chris Senn	.316	15	57	13	18	2	0	2	11	26	7	8	2-12	
D. Friend	.290	49	186	39	54	14	0	11	47	101	26	21	4-34	
Kevin Jordan	.284	27	88	18	25	9	0	3	17	43	18	19	2-6	
Russell Smith	.281	48	167	30	47	7	2	3	30	67	33	24	6-34	
Bo Jackson	.279	26	68	14	19	4	0	4	13	35	20	34	0-5	
Mark Hutchinson	.264	49	159	31	42	5	2	1	11	54	33	15	3-23	
Bob Barry	.263	26	80	19	21	4	1	6	14	43	24	17	0-23	
Paul Foster	.251	48	179	32	45	7	1	5	35	81	17	42	2-23	
Trent Hudson	.237	36	135	28	32	6	1	5	25	55	11	21	0-1	
David Miller	.242	30	91	23	22	6	0	5	17	43	21	37	1-34	
Jamie Basso	.230	47	161	32	37	9	0	7	23	67	28	31	4-10	
Jeff Grote	.206	27	68	11	14	3	1	1	6	22	15	17	0-12	
Donnie Thomas	.296	8	27	7	8	1	0	3	5	18	5	6	1-1	
David Plumb	.200	10	30	1	6	1	0	0	2	7	3	3	2-0-0	
Scott Embleau	.130	8	23	4	3	1	0	0	1	4	3	4	2-0-0	
Terry Johnson	.167	2	6	2	1	0	0	1	1	4	0	0	0-0-0	
Jerry Joe Chambers	.000	1	0	0	0	0	0	0	0	0	0	0	0-0-0	
Ward Yerby	1.000	1	2	0	2	0	0	0	1	2	0	0	0-0-0	
Lance Long	.333	25	3	1	0	0	0	0	1	0	1	0	1-0-0	
Raymond Wiehe	.333	10	3	0	1	0	0	0	1	0	1	0	0-0-0	
TOTALS	.262	50	1597	315	418	81	7	61	268	696	277	314	30	33-54
OPPONENTS	.311	50	1684	394	524	88	10	53	330	791	272	265	17	82-97

Player	ERA	W-L	G/GS	CG	SV	SHO	IP	H	R	ER	BB	SO	HR	WP	HBP
Raymond Wiehe	4.57	3-4	10/7	3	0	0	43.1	56	35	22	27	18	4	2	2
Ward Yerby	5.11	3-8	19/18	7	0	1	107.1	122	73	61	60	47	14	1	7
Scott Tillery	5.49	4-6	21/10	1	0	0	77.0	99	65	47	49	42	9	10	3
Lance Long	7.01	2-6	25/2	0	2	0	61.2	66	51	48	52	47	9	7	4
Doug Allen	9.09	1-3	13/3	0	0	0	31.2	43	35	32	19	37	2	7	2
Stuart Tate	9.66	1-4	15/6	0	0	0	36.1	47	49	39	26	38	4	5	3
Jim Cunningham	9.00	0-0	4/0	0	0	0	7.0	15	12	7	1	5	1	2	1
Steve Childers	6.59	2-2	6/2	0	0	0	13.2	24	19	10	9	8	1	1	0
Bill Davis	12.60	0-1	2/0	0	0	0	5.0	8	13	7	2	7	2	0	0
Pat Visintainer	13.73	0-0	12/2	0	0	0	19.2	34	33	30	17	19	3	2	1
Russell Ricks	16.20	0-0	3/0	0	0	0	5.0	10	9	9	3	4	4	0	0
TOTALS	6.89	16-34	50/50	11	2	2	407.2	524	394	312	265	272	53	37	23
OPPONENTS	5.24	34-16	50/50	6	7	4	409.0	418	315	238	314	277	61	43	21

4/20	at Georgia	13-9	W
4/21	HUNTINGDON	22-23	L
4/24	* MISSISSIPPI STATE	5-8	L
4/24	* MISSISSIPPI STATE	8-19	L
4/26	UAB	17-6	W
4/27	TROY STATE	0-1	L
4/28	at Montevallo	7-0	W
4/30	* at LSU	0-3	L
4/30	* at LSU	7-1	W
5/1	* at LSU	3-9	L
5/4	GEORGIA TECH [10]	4-3	W
5/5	ALA. CHRISTIAN	5-7	L
5/7	* ALABAMA	1-9	L
5/7	* ALABAMA	4-6	L
5/8	* ALABAMA	5-13	L
5/9	FLA. INT.	8-9	L
5/10	FLA. INT.	10-7	W
5/11	FLA. INT. [10]	9-10	



YEAR-BY-YEAR RESULTS & TEAM STATS

Table with columns: Date, Opponent, Score, W/L. Rows include games from 2/23 to 4/3 at various locations like Tennessee, Alabama, and Georgia Tech.

1985 • 30-22, 11-12 SEC. Head Coach: Hal Baird (1985-2000). Player stats table with columns: Player, AVG, GP, AB, R, H, 2B, 3B, HR, RBI, TB, BB, HBP, SO, SH, SF, SB-ATT.

Continuation of game results from 4/6 to 5/5, including opponents like Alabama, Kentucky, and LSU.

Table with columns: Date, Opponent, Score, W/L. Rows include games from 2/26 to 4/5 at locations like Huntington, Ole Miss, and Florida.

1986 • 31-24, 15-14 SEC. Head Coach: Hal Baird (1985-2000). Player stats table with columns: Player, AVG, GP, AB, R, H, 2B, 3B, HR, RBI, TB, SIG, BB, HBP, SO, SH, SF, SB-ATT.

Continuation of game results from 4/5 to 5/10, including opponents like Florida, Kentucky, and Georgia.

Table with columns: Date, Opponent, Score, W/L. Rows include games from 2/18 to 4/11 at locations like Huntington, West Georgia, and Florida.

1987 • 42-18, 20-11 SEC. Head Coach: Hal Baird (1985-2000). Player stats table with columns: Player, AVG, GP, AB, R, H, 2B, 3B, HR, RBI, TB, SIG, BB, HBP, SO, SH, SF, SB-ATT.

Continuation of game results from 4/11 to 5/23, including opponents like Florida, Alabama, and Kentucky.





YEAR-BY-YEAR RESULTS & TEAM STATS

Date	Opponent	Score	W/L
2/12	WESTERN CAROLINA	3-0	W
2/13	WESTERN CAROLINA	7-3	W
2/14	WESTERN CAROLINA	1-4	L
2/14	WESTERN CAROLINA	1-0	W
2/20	CLEMSON	1-8	L
2/21	CLEMSON	5-2	W
2/24	HUNTINGDON	9-1	W
2/27	RICHMOND	5-0	W
2/28	RICHMOND	7-0	W
3/1	MONTEVALLO	14-2	W
3/5	* at Vanderbilt	0-2	L
3/5	* at Vanderbilt	4-5	L
3/6	* at Vanderbilt	10-3	W
3/8	at Georgia Tech	14-3	W
3/12	* OLE MISS	5-0	W
3/12	* OLE MISS [11]	1-0	W
3/13	* OLE MISS	14-1	W
3/16	VIRGINIA	8-13	L
3/19	* at Georgia	8-3	W
3/19	* at Georgia	7-4	W
3/20	* at Georgia	18-5	W
3/22	WEST GEORGIA	11-6	W
3/23	at Sanford	14-1	W
3/26	* MISSISSIPPI STATE	3-2	W
3/26	* MISSISSIPPI STATE	3-11	L
3/27	* MISSISSIPPI STATE	1-5	L
3/29	RIDER	11-5	W
3/30	RIDER	8-7	W

1988 - 39-16, 16-10 SEC Head Coach: Hal Baird (1985-2000)

Player	AVG	GP/S	AB	R	H	2B	3B	HR	RBI	TB	SLG	BB	SO	OB%	SH/SF	SB/AT
Frank Thomas	.385	55/54	182	45	70	21	0	9	54	116	.637	42	6	.22	.509	0/2
Clark Preble	.353	55/54	221	47	78	15	1	2	31	101	.457	18	1	.12	.399	2/3
Kevin Henry	.354	53/52	198	39	70	11	3	4	43	99	.500	24	5	.26	.432	0/2
Derek Cromovner	.341	47/37	135	44	46	4	2	0	23	50	.400	25	2	.13	.378	0/1
Jerry Henry	.294	47/37	136	27	40	8	1	0	23	50	.368	18	1	.14	.378	0/1
Jeff Leatherman	.282	53/46	174	35	49	7	1	0	35	57	.328	37	3	.27	.408	2/4
Jeff Livesey	.268	54/54	183	30	49	9	0	6	42	75	.410	12	4	.32	.320	3/4
Andy Albrecht	.257	53/48	152	21	39	3	2	2	20	52	.342	19	4	.43	.354	0/0
T. Youngblood	.263	51/50	175	32	46	10	4	1	31	76	.434	23	0	.34	.342	0/4
Ed Dilks	.257	48/45	105	25	27	6	0	0	14	32	.305	24	3	.13	.403	2/2
Steve Burroughs	.319	31/10	47	9	15	0	0	0	6	15	.319	6	0	.15	.396	0/0
John Moorer	.286	17/11	14	6	4	0	0	0	1	4	.286	1	0	.2	.333	0/0
Ethan White	.250	18/11	16	2	1	0	0	0	4	7	.438	4	0	.2	.400	0/0
Tim Edge	.182	34/11	66	8	12	2	0	0	5	14	.212	5	1	.20	.247	0/0
Rob Shaloup	.000	1/0	2	0	0	0	0	0	0	0	.000	0	0	.000	0/0	
Gary Gallagher	.000	0/0	0	0	0	0	0	0	0	0	.000	0	0	.000	0/0	
TOTALS	.308	55/55	1783	373	549	96	15	27	332	741	.415	258	31	.275	.399	10/24
OPPONENTS	.333	55/55	1698	206	402	73	7	27	177	565	.333	181	21	.425	.315	14/16
Player	ERA	W-L	G/GS	CG	SHO	SV	IP	H	R	ER	BB	SO	BF	WP	HB	
Gregg Olson	2.00	7-3	36/1	0	0	0	10	72.0	43	23	16	27	113	291	9	
Scott Renner	2.58	9-4	23/12	2	0	0	87.1	79	34	25	30	64	361	9	1	
Ed Ohman	2.68	7-0	25/0	0	0	0	2	57.1	47	21	17	12	52	236	6	
Stacy Jones	3.60	6-6	21/18	4	2	0	85.1	90	46	34	36	72	376	3	2	
David Adams	3.66	8-3	21/17	0	0	0	86.0	79	46	35	40	65	375	3	11	
Andy Beisel	0.00	0-0	1/0	0	0	0	0.2	0	1	0	1	1	4	1	0	
T. Youngblood	3.43	1-0	5/4	0	0	0	21.0	21	12	8	7	11	95	0	1	
Mike Ferry	4.50	1-0	16/2	0	0	1	30.0	31	15	15	11	34	126	2	3	
Greg Randa	5.63	0-0	10/0	0	0	1	11.2	11	7	7	17	13	60	0	0	
TOTALS	3.13	39-16	55/55	6	*9	14	451.1	402	205	157	181	425	1931	33	24	
OPPONENTS	6.06	16-39	55/55	7	2	9	431.0	549	373	290	258	275	2186	30	28	

*seven team shutouts

3/31	RIDER	10-8	W
4/4	JAX/VILLE STATE	12-10	W
4/5	SAMFORD	8-3	W
4/5	SAMFORD	14-0	W
4/6	LAGRANGE COL.	8-6	W
4/9	* at Florida	3-1	W
4/9	* at Florida	1-7	L
4/10	* at Florida	12-7	W
4/12	Alabama (H) [11]	3-1	W
4/13	B'HAM-SOUTHERN	14-3	W
4/16	* KENTUCKY7	9-1	W
4/16	* KENTUCKY7	2-0	W
4/17	* KENTUCKY7	1-2	L
4/20	LAGRANGE COL.	15-0	W
4/23	* at Alabama	7-12	L
4/24	* at Alabama	2-6	L
4/27	Alabama (D)	1-6	L
4/30	* TENNESSEE7 [9]	3-5	L
4/30	* TENNESSEE7	0-1	L
5/1	* TENNESSEE	17-3	W
5/3	GA. SOUTHWEST'RN	5-1	W
5/4	UAB	4-1	W
5/7	* at LSU	2-1	W
5/7	* at LSU	8-1	W
5/8	* at LSU	10-8	W
5/12	# at Mississippi State	7-10	L
5/13	# Florida	3-4	L

SEC Tour. (Starkville, MS - 6th)

SEC TOURNAMENT CHAMPIONS *ATLANTIC REGIONAL*

Date	Opponent	Score	W/L
2/10	WESTERN CARO.	15-2	W
2/10	WESTERN CARO.7	2-3	L
2/11	WESTERN CARO.7	8-3	W
2/12	WESTERN CARO.	15-2	W
2/15	HUNTINGDON	18-13	W
2/22	MERCER7	10-3	W
2/22	MERCER7	5-4	W
2/25	at Clemson	2-4	L
2/26	at Clemson	7-6	W
2/28	GEORGIA TECH	9-7	W
3/1	CAMPBELL	5-4	W
3/4	* VANDERBILT	1-6	L
3/4	* VANDERBILT	3-1	W
3/5	* VANDERBILT	8-5	W
3/8	UNC-WILMINGTON	4-0	W
3/9	UNC-WILMINGTON	12-8	W
3/11	* at Ole Miss	8-5	W
3/11	* at Ole Miss	2-4	L
3/12	* at Ole Miss	7-4	W
3/15	ALABAMA STATE	18-4	W
3/18	* GEORGIA	6-8	L
3/18	* GEORGIA	3-0	W
3/19	* GEORGIA	2-5	L
3/25	* at Mississippi State	0-7	L
3/25	* at Mississippi State	3-13	L
3/26	* at Mississippi State	5-11	L
3/30	Alabama (H)	21-9	W
4/1	COLUMBUS COL.	7-0	W
4/3	WEST GEORGIA	7-2	W
4/3	WEST GEORGIA	17-2	W
4/4	@ Houston (Mdb)	4-2	W
4/5	@ at South Alabama	4-10	L

1989 - 44-20, 12-12 SEC Head Coach: Hal Baird (1985-2000)

Player	AVG	GP/S	AB	R	H	2B	3B	HR	RBI	TB	SLG	BB	SO	OB%	SH/SF	SB/AT	
Frank Thomas	.403	64/64	206	62	83	19	3	19	83	165	.801	73	10	.25	.575	0/3	
Clark Preble	.341	64/64	258	52	88	13	3	5	112	.434	31	2	10	.407	0/4		
Jeff Leatherman	.327	58/51	171	26	56	13	1	0	36	71	.415	40	0	.29	.442	3/3	
Tim Edge	.320	56/50	175	38	56	11	2	0	37	71	.406	28	9	.20	.417	3/2	
Jeff Powell	.314	63/63	255	51	80	11	0	3	33	100	.392	16	19	.22	.394	0/2	
Andy Albrecht	.300	53/42	160	39	48	6	2	2	28	64	.400	27	3	.27	.411	0/1	
Joe Saw	.296	41/33	125	25	37	6	1	0	24	54	.432	13	1	.12	.354	3/1	
Tom Knodel	.281	35/34	121	23	34	2	0	0	23	36	.298	17	0	.13	.357	3/1	
T. Youngblood	.279	44/42	154	24	43	9	1	2	28	60	.390	20	1	.28	.364	1/0	
Chris Hart	.272	64/64	257	62	70	18	2	7	40	113	.440	29	9	.54	.352	3/4	
Derek Cromovner	.261	58/54	153	42	40	6	0	0	19	46	.301	40	7	.19	.421	7/2	
Andy Flagler	1.000	2/0	2	0	2	1	0	3	0	3	1.500	0	0	1.000	0/0		
John Moorer	.500	12/0	2	2	1	0	0	0	1	1	.500	1	1	0	.750	0/0	
Mark McQuogge	.333	9/0	6	3	2	0	0	0	2	.333	2	0	1	.500	0/0		
Todd O'Donnell	.258	30/16	62	9	16	1	2	0	6	21	.339	8	0	.9	.343	1/0	
Buck Miller	.200	10/0	10	1	2	0	0	0	2	4	.400	1	0	.3	.273	0/0	
Gary Gallagher	.125	13/0	8	2	1	0	0	0	1	1.25	3	0	1	1.000	0/0		
Allen Argenti	.000	1/0	0	0	0	0	0	0	0	0	.000	0	0	.000	0/0		
Mickey Torrey	.000	5/0	4	1	0	0	0	0	0	0	.000	0	1	1.000	0/0		
Rick Davidson	.000	5/0	3	1	0	0	0	0	0	0	.000	0	0	.000	0/0		
TOTALS	.309	64/64	2132	464	659	116	16	39	414	924	.433	349	64	.275	.413	24/24	
OPPONENTS	.262	64/64	2084	304	545	93	10	41	273	781	.375	236	18	.424	.338	15/20	
Player	ERA	W-L	G/GS	CG	SHO	SV	IP	H	R	ER	BB	SO	2B	3B	HR	BF	
T. Youngblood	2.62	14-3	20/14	4	3	1	106.2	41	36	31	31	52	18	6	393	216	
Mickey Torrey	3.09	2-0	17/0	0	0	1	32.0	31	15	11	12	30	3	0	3	121	
Mike Ferry	3.15	2-2	30/0	0	0	0	8	45.2	40	20	16	16	52	5	0	2	174
Scott Renner	3.75	9-6	25/18	1	1	0	120.0	133	66	50	42	92	23	4	4	466	
Tommy Carter	4.22	6-4	25/11	2	0	2	77.0	82	47	37	46	72	5	1	8	302	
Jason Hankins	4.39	7-3	24/17	3	1	0	102.0	103	71	52	53	82	16	5	12	397	
Mark Fuller	4.64	4-2	23/4	1	0	0	54.1	63	38	28	29	40	12	3	6	215	
Jeff Powell	4.50	0-0	2/0	0	0	0	2.0	2	1	1	1	2	0	0	0	7	
Adam Sharr	90.00	0-0	2/0	0	0	0	1.0	6	10	6	2	1	0	0	0	9	
TOTALS	3.33	44-20	64/64	11	8	13	540.2	545	304	235	236	424	93	10	41	2084	
OPPONENTS	6.53	20-44	64/64	10	1	6	510.1	659	464	378	349	275	116	16	39	2132	

4/12	B'HAM-SOUTHERN	7-0	W
4/13	SAMFORD	10-0	W
4/15	* at Kentucky	5-7	L
4/15	* at Kentucky [10]	5-3	W
4/16	* at Kentucky	4-9	L
4/18	at Georgia Tech	6-14	L
4/20			



YEAR-BY-YEAR RESULTS & TEAM STATS

Table with columns: Date, Opponent, Score, W/L. Rows include games against Western Caro., West Florida, Clemson, Campbell, Eastern Ky., Appalachian St., Illinois State, Michigan, South Alabama, Ole Miss, Florida, Georgia, Lincoln Memorial, LSU, and Mercer.

1991 • 35-24, 14-12 SEC Head Coach: Hal Baird (1985-2000). Player stats table with columns: Player, AVG, GP/S, AB, R, H, 2B, 3B, HR, RBI, TB, SLG, BB, HB, SO, OBP%, SH/SF, SB-ATT. Includes totals and opponents.

Game results for 1991 season. Columns: Date, Opponent, Score, W/L. Rows include games against Samford, Mississippi State, Alabama, Bery College, Vanderbilt, Columbus Col., Alabama, Georgia, Alabama (M), B'ham-Southern, Kentucky, Kentucky7, Tennessee, Lagrange Col., UAB, Florida, Florida7, Tennessee, Tennessee7, Florida, Kentucky, Mississippi State7, South Ala. Tour., Baton Rouge, LA-4th.

Table with columns: Date, Opponent, Score, W/L. Rows include games against West Florida, Bery College, Jax/Ville State, Troy State, Clemson, UNC-Wilmington, Georgia College, Alabama (M), Kentucky, Kentucky7, Kentucky, Columbus Col., Lincoln Memorial, West Georgia, South Carolina, South Carolina7.

1992 • 30-25, 10-14 SEC Head Coach: Hal Baird (1985-2000). Player stats table with columns: Player, AVG, GP/S, AB, R, H, 2B, 3B, HR, RBI, TB, SLG, BB, HB, SO, OBP%, SH/SF, SB-ATT. Includes totals and opponents.

Game results for 1992 season. Columns: Date, Opponent, Score, W/L. Rows include games against South Carolina, Alabama (D), Samford, Arkansas, Arkansas7, Arkansas, SW Louisiana, SW Louisiana, B'ham-Southern, Miss. State, Mississippi State7, Mississippi State, South Alabama (Hvr), Ole Miss, Ole Miss, Ole Miss, Ole Miss, UAB, UAB, LSU, LSU7, LSU, Alabama, Alabama7, Alabama, Florida, Coca-Cola Classic, SEC Tour.

MIDWEST REGIONAL

Table with columns: Date, Opponent, Score, W/L. Rows include games against Georgia Tech, Peppardine, Central Florida, Central Florida, Samford, Samford, GA. Southwest'rn, Clemson, Jax/Ville State, Michigan, South Alabama (7), Tampa, Tampa, West Florida, Northern Illinois, Troy State, Central Florida, Mercer, Mercer, Alabama (H), Florida, Florida7, Florida, B'ham-Southern, Kentucky, Kentucky7, Kentucky, Kentucky, Columbus Col., South Carolina, South Carolina7.

1993 • 40-23, 17-11 SEC Head Coach: Hal Baird (1985-2000). Player stats table with columns: Player, AVG, GP/S, AB, R, H, 2B, 3B, HR, RBI, TB, SLG, BB, HB, SO, OBP%, SH/SF, SB-ATT. Includes totals and opponents.

Game results for 1993 season. Columns: Date, Opponent, Score, W/L. Rows include games against South Carolina, UAB, West Georgia7, Georgia State, Arkansas, Arkansas7, Arkansas, Georgia College, Alabama (Hvr), Mississippi State, Mississippi State7, Mississippi State, Ole Miss, Ole Miss7, Ole Miss, Tennessee State7, Tennessee State7, LSU, LSU7, Alabama (M), Alabama, Alabama, Arkansas, Alabama, Mississippi State, North Carolina State, Olive Garden, South Ala. Tour., Baton Rouge, LA-3rd, Midwest Reg.





YEAR-BY-YEAR RESULTS & TEAM STATS

•COLLEGE WORLD SERIES•
•EAST REGIONAL CHAMPIONS•

Date	Opponent	Score	W/L
2/18	@ LSU	3-1	W
2/19	@ New Orleans	1-3	L
2/20	@ Tulane	5-2	W
2/26	MIDDLE TENN. ST.7	19-3	W
2/26	MIDDLE TENN. ST.7	9-2	W
2/27	MIDDLE TENN. ST.	11-9	W
3/2	TROY STATE	32-9	W
3/5	JAXVILLE STATE	6-11	L
3/6	JAXVILLE STATE	8-2	W
3/8	at Samford	12-3	W
3/10	GEORGIA STATE	18-13	W
3/19	MURRAY STATE7	10-1	W
3/19	MURRAY STATE7	10-1	W
3/21	SIENAZ	18-0	W
3/21	SIENAZ	15-1	W
3/22	at Middle Tenn. State	6-1	W
3/23	at UAB	3-9	L
3/25	* GEORGIA	23-1	W
3/26	* GEORGIA	9-5	W
3/27	* GEORGIA	12-13	L
3/30	COLUMBUS COL.	7-2	W
3/31	GEORGIA STATE	5-2	W
4/1	* at Tennessee	6-3	W
4/2	* at Tennessee	3-1	W
4/3	* at Tennessee	4-8	L
4/8	* VANDERBILT	5-3	W
4/9	* VANDERBILT	20-7	W
4/10	* VANDERBILT	10-3	W
4/11	EAST TENN. STATE	7-9	L
4/13	B'HAM-SOUTHERN	11-4	W
4/15	* at Arkansas	6-7	L
4/16	* at Arkansas	6-3	W
4/17	* at Arkansas	0-10	L

1994 • 44-21, 16-13 SEC
Head Coach: Hal Baird (1985-2000)

Player	AVG	GP/S	AB	R	H	2B	3B	HR	RBI	TB	SLG	BB	SO	GDP	OB%	SH/SF	SB-AT	
Jay Waggoner	.409	65/65	291	69	119	23	5	3	45	161	.553	31	1	22	.465	2/4	11-14	
Mark Bellhorn	.377	40/40	151	54	57	14	2	5	39	90	.596	41	2	24	.510	2/1	12-13	
Brandon Moore	.361	65/65	269	56	97	21	1	4	66	132	.491	21	3	21	.405	6/3	6-7	
Mike Killmatt	.344	64/61	259	48	89	19	5	4	65	130	.502	18	1	33	.382	5/3	2-6	
Dallon Ruch	.331	54/35	157	24	52	11	0	5	30	78	.497	19	0	21	.401	1/3	1-1	
Ken Key	.305	53/40	184	26	50	5	1	2	25	63	.384	15	3	22	.374	0/7	4-5	
Kevin Chabot	.296	58/52	196	44	58	8	0	12	56	102	.520	37	6	6	1	4.21	1/0	3-4
Shawn McNally	.271	64/64	251	62	68	9	2	2	32	87	.347	37	5	37	.270	4/13	12-17	
Robert Lewis	.256	64/59	176	38	45	8	2	2	28	63	.358	25	20	41	1	4.04	2/7	0-2
Frank Sanders	.249	61/51	185	44	46	6	2	2	23	62	.335	32	2	58	1	.365	0/5	9-11
Russell Whittenburg	.307	53/31	127	19	39	6	0	0	18	45	.354	13	3	22	0	.382	1/4	3-4
Peter Kanakis	.250	11/0	12	1	3	0	0	0	2	3	.250	0	1	1	1	.286	1/0	0-0
Bryan Walker	.250	6/0	4	2	1	0	0	0	0	1	.250	0	0	0	0	.250	0/0	0-0
Rob Macrory	.236	39/20	72	14	17	3	0	1	7	23	.319	15	1	12	0	.371	1/5	1-1
Reggie Hightower	.231	11/2	13	2	3	0	1	0	9	5	.385	4	0	4	1	.412	0/0	0-0
TOTALS	.320	65/65	2327	503	744	133	21	42	445	1045	.449	308	48	379	30	.406	26/52	64-85
OPPONENTS	.253	65/65	2207	291	558	105	12	34	268	789	.357	211	39	512	22	.327	16/27	72-83

Player	FRA	W-L	G/S	CG	SHO	SV	IP	H	R	ER	BB	SO	2B	3B	HR	BF	Avg	WP	HB	KB
John Powell	2.22	5-4	16/15	1	1/1	1	89.1	77	28	22	22	130	15	0	6	342	.225	7	4	0
Jason LeBoeuf	3.02	4-2	22/3	0	0/0	1	56.2	52	25	19	19	52	13	0	3	214	.243	1	5	0
Kevin Humphreys	3.66	12-4	23/21	3	0/0	1	142.2	137	69	58	42	85	24	1	9	551	.249	4	6	0
Chris Morrison	4.17	9-2	19/15	0	0/1	0	105.2	109	53	49	34	74	23	6	4	416	.262	7	6	1
Ryan Halla	4.22	9-5	33/7	0	0/1	7	98.0	94	57	46	39	108	12	2	9	376	.250	6	8	0
Todd Gober	3.09	0-1	7/0	0	0/0	1	11.2	7	5	4	8	11	1	1	1	40	.175	0	1	1
Shawn McNally	4.70	2-1	14/1	0	0/1	1	15.1	17	12	8	15	13	5	0	0	59	.288	4	0	1
Lance Tolbert	6.04	0-1	12/3	0	0/0	1	22.1	30	18	15	8	20	7	0	0	97	.309	4	4	0
Michael McKenna	6.55	2-0	13/0	0	0/0	0	10.2	25	17	16	20	15	3	1	0	85	.294	5	5	0
Troy Koxaz	9.95	0-1	5/0	0	0/0	1	6.1	10	7	7	4	4	2	1	2	27	.370	0	0	1
TOTALS	3.85	43-21	65/65	4	3/2	14	570.0	558	291	244	211	512	105	12	34	2207	.253	38	39	3
OPPONENTS	6.53	21-43	65/65	5	2/0	11	553.0	744	503	401	308	379	133	21	42	2327	.320	66	48	2

4/19	MERCER	3-4	L
4/20	MERCER	7-6	W
4/22	* MISS. STATE [10]	1-4	L
4/23	* MISSISSIPPI STATE	19-5	W
4/24	* MISSISSIPPI STATE	4-2	W
4/26	at UAB	7-2	W
4/27	SAMFORD	9-8	W
4/29	* at Ole Miss	0-2	L
4/29	* at Ole Miss	3-8	L
5/0	* at Ole Miss	5-3	W
5/1	Troy State (M)	3-6	L
5/4	Alabama (M)	8-7	W
5/6	* LSU [10]	6-13	L
5/7	* LSU	3-4	L
5/8	* LSU	3-4	L
5/10	RADFORD7	4-2	W
5/10	RADFORD7	7-3	W
5/11	UAB	9-3	W
5/12	* Alabama (H)	5-6	L
5/13	* at Alabama	5-4	W
5/14	* at Alabama	6-3	W
5/19	# Arkansas [17]	3-1	W
5/20	# Mississippi State	2-1	W
5/21	* LSU	2-3	L
5/21	* Mississippi State	9-5	W
5/22	* LSU	4-5	L
5/26	! Virginia Tech	7-0	W
5/27	! Old Dominion [10]	11-8	W
5/28	! at Clemson	11-5	W
5/29	! Notre Dame	8-0	W
6/4	S Oklahoma	4-5	L
6/6	S Miami Fla.	5-7	L

@ Winn-Dixie (New Orleans, LA-2nd)
SEC West Tm. (Oxford, MS-2nd)
! East Regional (Clemson, SC-1st)
S CMS (Omaha, NE-7th)

•SEC WEST CHAMPIONS•
•MIDWEST II REGIONAL•

Date	Opponent	Score	W/L
2/18	LOUISVILLE	6-3	W
2/19	LOUISVILLE	9-2	W
2/19	B'HAM-SOU. [10]	6-7	L
2/22	at Samford [10]	3-4	L
2/25	@Ohio State	9-5	W
2/26	@at South Alabama	9-6	W
3/1	TROY STATE	11-7	W
3/2	at UAB	9-6	W
3/4	MIDDLE TENN. ST.	12-2	W
3/6	UNC-GREENSBORO	9-1	W
3/7	UNC-GREENSBORO	5-2	W
3/7	WINTHROP	1-11	L
3/8	UNC-GREENSBORO	7-6	W
3/10	WINTHROP	5-3	W
3/10	PENN STATE	9-2	W
3/11	PENN STATE	8-5	W
3/12	PENN STATE	14-0	W
3/17	EASTERN MICH.	19-3	W
3/18	EASTERN MICH.	11-4	W
3/19	EASTERN MICH.	7-4	W
3/22	at UAB	16-2	W
3/24	* at Georgia	5-4	W
3/25	* at Georgia	9-4	W
3/26	* at Georgia	2-0	W
3/28	SAMFORD	14-5	W
3/29	Alabama (Hvr)	6-1	W
3/31	* TENNESSEE	6-13	L
4/1	* TENNESSEE	5-1	W
4/2	* TENNESSEE	11-3	W
4/4	Alabama (H)	10-8	W
4/7	* at Vanderbilt	15-3	W
4/8	* at Vanderbilt	13-12	W

1995 • 50-13, 19-8 SEC
Head Coach: Hal Baird (1985-2000)

Player	AVG	GP/S	AB	R	H	2B	3B	HR	RBI	TB	SLG	BB	SO	GDP	OB%	SH/SF	SB-AT	
Shawn McNally	.396	46/46	187	39	74	10	1	6	44	104	.556	23	3	23	.465	2/2	10-13	
Mark Bellhorn	.342	63/63	243	66	83	18	5	12	60	147	.605	57	2	52	.6	4.67	2/0	11-13
Jay Waggoner	.325	63/63	268	59	87	23	2	7	58	135	.504	28	3	25	.8	.389	4/5	5-8
Mark Weeks	.317	59/59	227	37	72	20	1	2	39	100	.441	14	0	36	7	.350	5/6	2-7
Kevin Chabot	.317	63/63	218	52	69	24	0	12	66	129	.592	51	1	77	2	.446	1/0	3-5
Ken Key	.306	63/63	245	65	75	19	3	2	31	106	.433	32	7	44	4	.399	2/13	11-13
Kidby Clark	.301	60/58	206	36	62	11	2	4	38	89	.432	19	4	34	6	.368	2/2	0-4
Dallon Ruch	.297	57/46	175	31	52	16	1	3	47	79	.451	25	5	27	5	.392	4/1	0-4
Rob Macrory	.268	60/60	213	45	57	3	1	0	21	62	.291	36	8	26	6	.393	0/19	4-8
R. Whittenburg	.237	45/20	76	24	18	5	0	0	7	23	.303	19	3	15	3	.408	0/4	2-5
Josh Etheredge	.214	39/25	84	19	18	3	1	2	19	29	.345	14	2	30	3	.327	4/1	0-0
David Dews	.214	16/1	14	5	3	0	0	0	1	3	.214	1	1	5	0	.313	0/0	0-0
Brett Blalock	.200	11/0	5	2	1	0	0	0	0	1	.200	0	0	1	0	.200	0/1	0-0
Peter Kanakis	.167	19/0	12	0	2	0	0	0	3	2	.167	1	0	4	0	.231	0/1	0-0
Chad Stelmok	.000	2/0	1	0	0	0	0	0	1	0	.000	0	0	0	0	.000	1/0	0-0
TOTALS	.310	63/63	2174	480	673	152	17	50	435	1009	.464	320	39	399	55	.403	27/55	48-76
OPPONENTS	.249	63/63	2169	276	541	95	12	37	248	771	.355	169	36	448	49	.311	21/24	41-63

Player	FRA	W-L	G/S	CG	SHO	SV	IP	H	R	ER	BB	SO	2B	3B	HR	BF	Avg	WP	HB	KB
Chris Morrison	2.70	12-2	19/17	4	0/1	0	116.2	128	56	35	15	75	20	1	6	453	.238	8	6	0
Ryan Halla	3.07	16-3	24/24	3	0/1	0	146.2	122	57	50	47	148	22							



YEAR-BY-YEAR RESULTS & TEAM STATS

Table with columns: Date, Opponent, Score, W/L. Lists game results from 2/9 to 4/6.

1996 • 37-24, 12-18 SEC. Head Coach: Hal Baird (1985-2000). Player statistics table with columns: Player, AVG, GP/S, AB, R, H, 2B, 3B, HR, RBI, TB, SLG, BB, HB, SO, GDP, ORB%, SH/SF, SB-AT.

Summary statistics table with columns: Date, Opponent, Score, W/L. Lists results from 4/7 to 5/12.

@ Coca-Cola Classic (Mobile, AL-3rd) & Big 10 Classic (Montgomery, AL)

•COLLEGE WORLD SERIES• •NCAA EAST REGIONAL•

Table with columns: Date, Opponent, Score, W/L. Lists regional and national tournament results from 2/7 to 4/5.

1997 • 50-17, 17-12 SEC. Head Coach: Hal Baird (1985-2000). Player statistics table with columns: Player, AVG, GP/S, AB, R, H, 2B, 3B, HR, RBI, TB, SLG, BB, HB, SO, GDP, ORB%, SH/SF, SB-AT.

Summary statistics table with columns: Date, Opponent, Score, W/L. Lists results from 4/6 to 6/3.

@ Coca-Cola Classic (Mobile, AL-1st) # SEC Tour. (Columbus, GA-4th) ! East Regional (Tallahassee, FL-1st) S CWS (Omaha, NE-15th)





YEAR-BY-YEAR RESULTS & TEAM STATS

•SEC TOURNAMENT CHAMPIONS•
•NCAA ATLANTIC II REGIONAL•

Date	Opponent	Score	W/L
2/7	+ South Florida	3-4	L
2/7	+ Central Florida	4-0	W
2/8	+ Clemson	4-9	W
2/10	WINTHROP	9-5	W
2/13	VCU	12-3	W
2/14	VCU	4-1	W
2/15	VCU	13-4	W
2/20	UNC-CHARLOTTE	13-9	W
2/21	UNC-CHARLOTTE	23-5	W
2/24	FLORIDA ATLANTIC	12-6	W
2/25	FLORIDA ATLANTIC	8-1	W
2/26	@ Samford	7-4	W
2/28	APPALACHIAN STATE	6-2	W
3/1	APPALACHIAN STATE	13-3	W
3/3	DAVIDSON	20-7	W
3/4	DAVIDSON	12-0	W
3/6	* at Ole Miss [10]	5-6	L
3/8	* at Ole Miss [8]	7-5	W
3/10	RADFORD	19-3	W
3/11	RADFORD	12-1	W
3/13	* LSU [12]	8-11	L
3/14	* LSU	14-7	W
3/15	* LSU	15-8	W
3/20	* at Georgia	7-5	W
3/21	* at Georgia	9-4	W
3/22	* at Georgia	19-5	W
3/24	UAB	4-3	W
3/27	* SOUTH CAROLINA	2-6	L
3/28	* SOUTH CAROLINA	6-7	L
3/29	* SOUTH CAROLINA [10]	6-11	L
4/1	at UAB	8-4	W
4/3	* VANDERBILT	12-1	W

1998 • 46-18, 16-12 SEC
Head Coach: Hal Baird (1985-2000)

Player	AVG	GP/S	AB	R	H	2B	3B	HR	RBI	TB	SLG	BB	SO	GDP	OB%	SH/SE	SB-AT			
Scott Proff	.407	64/64	258	82	105	21	6	11	59	171	.663	51	2	41	2	.503	3/3			
Todd Faulkner	.382	55/51	220	53	84	14	1	20	65	160	.727	17	0	40	7	.424	1/0			
Heath Kelly	.374	63/63	238	62	89	17	4	6	57	132	.555	30	6	48	1	.453	2/8			
Chad Wandall	.350	64/63	237	60	83	23	1	6	46	126	.532	32	5	44	2	.429	6/3			
Josh Etheredge	.340	63/63	247	71	84	19	1	21	90	168	.680	44	5	62	6	.445	3/0			
Jamie Kersh	.333	52/52	198	46	66	14	3	5	46	101	.510	33	3	39	4	.429	4/1			
Casey Dunn	.320	64/64	275	61	88	18	0	10	67	136	.495	24	2	27	14	.368	9/0			
Hayden Gliemmo	.319	40/39	141	37	45	8	0	3	22	62	.440	18	2	21	6	.404	0/2			
Dominic Rich	.317	64/64	249	67	79	14	2	5	54	112	.450	55	9	36	5	.448	6/2			
Malion Kent	.308	48/48	107	23	33	8	1	0	15	43	.402	14	1	21	1	.390	1/5			
Derek Reif	.271	34/24	96	20	26	6	0	0	15	32	.333	18	5	12	1	.405	2/2			
Paul Turco	.176	18/2	17	4	3	2	0	0	3	5	.294	5	0	5	1	.364	0/0			
Jonathan Benick	.129	17/6	31	4	4	1	0	0	2	5	.161	1	2	9	0	.206	0/0			
Joseph Zanthos	.000	12/0	10	5	0	0	0	0	0	0	.000	4	1	3	0	.333	0/0			
Sim Oliver	.000	1/0	0	0	0	0	0	0	0	0	.000	0	0	0	0	.000	0/0			
TOTALS	.340	64/64	2324	595	789	165	19	87	541	1253	.539	346	43	408	50	.428	37/26			
OPPONENTS	.271	64/64	2224	342	603	125	9	72	322	962	.433	202	28	472	56	.337	16/19			
Player	FRA	W-L	G/S	CG	SHO	SV	IP	H	R	ER	BB	SO	2B	3B	HR	BF	Avg	WP	HB	BK
Colter Bean	3.56	4-3	29/0	0	0/2	7	65.2	63	36	26	22	57	15	0	4	252	.250	2	10	0
Brent Schoening	3.88	11-5	18/17	1	0/2	0	111.1	101	55	48	46	111	20	1	19	429	.235	5	3	0
Eric Wood	4.84	4-0	24/2	0	0/2	0	57.2	69	36	31	9	34	13	1	7	233	.296	3	1	0
Chris Boorcheck	4.94	8-2	20/9	0	0/2	1	54.2	59	32	30	28	44	9	0	6	217	.272	11	2	1
Hayden Gliemmo	4.94	13-3	21/19	2	0/1	0	118.1	125	72	65	43	104	22	3	19	465	.269	11	6	0
Kevin Knorst	5.76	5-4	19/15	0	0/1	0	79.2	93	60	51	33	61	27	2	7	325	.286	4	2	1
Heath Kelly	0.00	0-0	3/1	0	0/1	0	5.0	4	1	0	1	0	0	0	0	17	.235	0	1	0
Alex Merriatt	4.05	0-0	6/0	0	0/1	0	6.2	9	3	3	3	5	3	0	2	24	.375	0	0	0
J.D. Jackson	5.73	1-1	15/0	0	0/1	0	22.0	22	14	14	4	25	5	0	1	88	.250	2	1	0
George Jones	5.73	0-0	5/0	0	0/0	0	11.0	16	8	7	2	5	3	0	1	48	.333	1	0	0
Ellis McManus	6.52	0-0	11/1	0	0/0	0	19.1	26	15	14	9	16	5	2	3	82	.317	4	1	0
Jon Renfro	7.84	0-0	10/0	0	0/0	0	10.1	16	10	9	2	10	3	0	3	44	.364	2	1	0
TOTALS	4.74	46-18	64/64	3	4/4	8	561.2	603	342	296	202	472	125	9	72	2224	.271	45	28	2
OPPONENTS	8.50	18-46	64/64	1	1/1	6	541.0	789	595	511	346	408	165	19	87	2324	.340	68	43	2

4/4	* VANDERBILT	8-6	W
4/5	* VANDERBILT	8-0	W
4/7	VM7	19-7	W
4/10	* at Arkansas	11-2	W
4/11	* at Arkansas	6-5	W
4/12	* at Arkansas	2-4	L
4/17	* MISSISSIPPI STATE	4-13	L
4/18	* MISSISSIPPI STATE	0-8	L
4/21	MERCER	9-6	W
4/22	SAMFORD	12-2	W
4/24	* at Tennessee	1-5	L
4/25	* at Tennessee	22-8	W
4/26	* at Tennessee	11-8	W
4/29	MERCER	4-5	L
5/1	* KENTUCKY	7-10	L
5/2	* KENTUCKY	14-3	W
5/3	* KENTUCKY	15-2	W
5/5	Troy State (M)	10-0	W
5/6	SAMFORD	10-6	W
5/8	* at Alabama	7-9	L
5/9	* at Alabama [8]	15-4	W
5/10	* at Alabama	4-10	L
5/13	# Alabama	11-8	W
5/14	* Florida	6-4	W
5/16	# Alabama	3-4	L
5/16	# Alabama	9-1	W
5/17	# Arkansas	7-5	W
5/21	! Rutgers	15-7	L
5/22	! Liberty	3-2	W
5/23	! Rutgers	7-4	W
5/23	! Oklahoma	9-8	W
5/24	! at Florida State	10-16	L

+ Olive Garden Classic (Kissimmee, FL)
SEC Tour. (Columbus, GA)
! East Regional (Tallahassee, FL)

•AUBURN REGIONAL CHAMPIONS•
•TALLAHASSEE SUPER REGIONAL•

Date	Opponent	Score	W/L
1/29	+ Georgia Tech	17-12	W
1/30	+ Virginia	11-2	W
1/31	+ Maryland	15-0	W
2/6	UNC ASHEVILLE	7-1	W
2/7	UNC ASHEVILLE	19-12	W
2/8	UNC ASHEVILLE	7-5	W
2/13	@ Samford	7-4	W
2/16	TROY STATE	5-12	L
2/19	M. TENNESSEE ST.	8-2	W
2/20	M. TENNESSEE ST.	2-5	L
2/21	M. TENNESSEE ST.	7-3	W
2/24	MINNESOTA	9-5	W
2/26	RADFORD	8-3	W
2/27	RADFORD	7-5	W
2/28	RADFORD	15-0	W
3/2	DAVIDSON7	16-0	W
3/3	DAVIDSON7	16-2	W
3/5	@ Wake Forest	7-3	W
3/6	@ West Virginia	13-4	W
3/7	@ Northwestern	6-2	W
3/9	VCU	7-2	W
3/10	VCU	12-4	W
3/12	* ARKANSAS	11-4	W
3/13	* ARKANSAS	9-20	L
3/14	* ARKANSAS	13-12	W
3/19	* at Vanderbilt	4-2	W
3/20	* at Vanderbilt [11]	6-5	W
3/21	* at Vanderbilt	8-2	W
3/26	* ALABAMA	15-4	W
3/27	* ALABAMA	10-2	W
3/28	* ALABAMA	4-10	L
4/2	* at Mississippi St.	3-13	L
4/3	* at Mississippi St.	2-16	L

1999 • 46-19, 18-12 SEC
Head Coach: Hal Baird (1985-2000)

Player	AVG	GP/S	AB	R	H	2B	3B	HR	RBI	TB	SLG	BB	SO	GDP	OB%	SH/SE	SB-AT	
Malion Kent	.379	65/65	269	79	102	16	3	2	45	130	.483	27	5	27	3	.439	4/12	
Casey Dunn	.379	65/65	269	70	102	19	1	16	86	171	.636	33	4	26	5	.446	6/1	
Gabe Gross	.363	64/64	245	50	89	23	3	7	65	139	.567	29	4	27	6	.430	6/1	
Hayden Gliemmo	.346	61/60	205	39	71	8	3	1	37	88	.429	31	3	27	2	.438	1/7	
Jamie Kersh	.341	64/64	255	57	87	23	0	11	59	143	.561	37	3	56	7	.423	5/1	
Dominic Rich	.320	65/65	266	68	85	15	3	2	47	112	.421	55	4	37	5	.440	2/7	
Derek Reif	.308	45/27	117	20	36	11	2	1	23	54	.462	14	0	21	2	.376	2/0	
Chad Wandall	.303	65/65	244	58	74	17	2	2	49	101	.414	37	2	47	4	.388	8/4	
Todd Faulkner	.281	65/64	249	53	70	20	2	6	50	112	.450	29	9	47	13	.371	4/1	
John Tyler	.279	45/40	122	31	34	1	0	1	23	38	.311	18	12	28	0	.418	1/8	
Kevin Dees	.500	4/0	2	1	1	0	0	0	0	0	1	.500	1	0	1	0	.667	0/0
Andrew Slater	.313	9/3	16	2	5	1	0	0	0	0	6	.375	2	0	0	0	.389	0/0
Lynn Shoop	.250	16/0	8	3	2	0	0	0	1	2	.250	3	0	3	0	.455	0/0	
Tucker Dearth	.217	31/2	23	6	5	2	0	0	4	7	.304	3	1	8	0	.321	1/2	
Collin Holder	.188	16/3	16	7	3	1	1	6	9	.563	5	0	6	0	.381	0/1		
Joseph Zanthos	.188	13/1	16	2	3	0	0	0	3	.188	0	1	7	0	.235	0/0		
Kevin Knorst	.000	1/0	1	0	0	0	0	0	0	.000	0	0	0	0	.000	0/0		
Paul Turco	.000	1/0	0	0	0	0	0	0	0	.000	0	0	0	0	.000	0/0		
TOTALS	.331	65/65	2323	546	769	157	20	50	495	1116	.480	324	48	368	47	.417	40/45	
OPPONENTS	.276	65/65	2301	380	634	109	8	65	343	954	.415	206	37	554	27	.342	21/19	
Player	FRA	W-L																



YEAR-BY-YEAR RESULTS & TEAM STATS

Table with columns: Date, Opponent, Score, W/L. Includes regional games like WINTHROP, FURMAN, and LSU.

2000 • 41-20, 17-13 SEC. Head Coach: Hal Baird (1985-2000). Player stats table with columns: Player, AVG, GP/S, AB, R, H, 2B, 3B, HR, RBI, TB, SLG, BB, HB, SO, GDP, ORB%, SH/SF, SB-AT.

Results table with columns: Date, Opponent, Score, W/L. Includes games against LSU, MERCER, and SOUTH CAROLINA.

Table with columns: Date, Opponent, Score, W/L. Includes regional games like W. CAROLINA, CAMPBELL, and TROY STATE.

2001 • 37-21, 15-15 SEC. Head Coach: Steve Renfro (2001-2004). Player stats table with columns: Player, AVG, GP/S, AB, R, H, 2B, 3B, HR, RBI, TB, SLG, BB, HB, SO, GDP, ORB%, SH/SF, SB-AT.

Results table with columns: Date, Opponent, Score, W/L. Includes games against ARKANSAS, ALABAMA, and SOUTH CAROLINA.





YEAR-BY-YEAR RESULTS & TEAM STATS

•TUSCALOOSA REGIONAL•				
Date	Opponent	Score	W/L	
2/8	VCU	11-3	W	
2/9	VCU	9-4	W	
2/10	VCU	8-2	W	
2/12	SAMFORD	2-5	L	
2/15	MARSHALL	11-5	W	
2/16	MARSHALL	21-4	W	
2/17	MARSHALL	15-6	W	
2/19	TROY STATE	13-0	W	
2/22	at Clemson	4-7	L	
2/23	at Clemson	5-8	L	
2/24	at Clemson	5-6	L	
3/1	MURRAY STATE	5-3	W	
3/2	MURRAY STATE	9-0	W	
3/3	MURRAY STATE 7	12-2	W	
3/5	at UAB	13-1	W	
3/6	at Samford	6-4	W	
3/8	NORTH CAROLINA	6-5	W	
3/9	NORTH CAROLINA	7-5	W	
3/10	NORTH CAROLINA	11-5	W	
3/15	* KENTUCKY	1-3	L	
3/16	* KENTUCKY	4-3	W	
3/17	* KENTUCKY	5-0	W	
3/19	UAB	9-2	W	
3/22	* at Tennessee	3-0	W	
3/23	* at Tennessee	2-5	L	
3/24	* at Tennessee	8-1	W	
3/29	* at Florida	8-3	W	
3/30	* at Florida	5-9	L	
3/31	* at Florida	1-6	L	
4/2	MERCER	3-2	W	
4/3	at South Alabama	6-1	W	
4/5	* LSU	4-9	L	
4/6	* LSU	11-3	W	
4/7	* LSU	5-9	L	
4/9	GEORGIA TECH	5-9	L	
4/12	* at Ole Miss	10-3	W	

2002 • 34-26, 15-15 SEC
Head Coach: Steve Renfro (2001-2004)

Player	AVG	GP/S	AB	R	H	2B	3B	HR	RBI	TB	SLG	BB	SO	GDP	OB%	SH/IF	SB-AT			
Janon Moran	.365	60/60	266	59	97	11	3	3	41	123	.462	9	3	21	.4	.391	1/2	18-22		
Bobby Huddleston	.355	54/54	203	46	72	21	0	11	49	126	.421	22	7	19	.5	.428	4/0	0-0		
Mike Mueller	.346	27/25	81	10	28	8	0	4	22	48	.593	14	1	25	0	.443	1/0	0-0		
Tug Hulett	.308	57/56	201	44	62	16	1	0	31	80	.398	26	4	31	.4	.393	3/4	5-6		
Trent Pratt	.308	58/56	221	38	68	18	0	8	54	110	.498	23	4	34	.6	.380	2/0	2-2		
Jonathan Schuerholz	.302	59/49	192	49	58	6	0	0	17	64	.333	29	7	26	3	.412	0/3	19-22		
Scott Schade	.296	59/55	213	31	63	14	0	7	48	98	.460	17	4	48	.4	.351	5/2	0-0		
Sean Gamble	.276	58/49	203	38	56	7	2	3	31	76	.374	14	6	33	.2	.336	3/8	2-2		
Doug Vines	.273	50/37	150	20	41	6	0	1	18	50	.333	16	3	29	3	.353	1/2	9-10		
Chuck Jeroloman	.246	60/55	187	30	46	10	1	1	18	61	.326	20	0	42	.3	.317	1/19	0-0		
Matt Grooms	.243	28/20	74	11	18	3	0	1	11	24	.324	9	1	10	1	.326	2/0	1-1		
Josh Todd	.238	26/22	80	12	19	4	0	2	14	29	.363	8	0	23	2	.300	2/3	0-0		
Kyle Bohm	.385	11/1	13	0	5	1	0	0	0	6	.462	4	0	1	1	.529	0/0	0-0		
Lance Reynolds	.333	7/1	6	2	2	2	0	0	0	4	.667	0	1	3	0	.429	0/0	0-0		
Trent Wilson	.273	15/0	11	4	3	1	0	0	1	4	.364	0	0	4	0	.273	0/0	0-0		
John Tyler	.083	20/0	12	4	1	0	0	0	2	1	.083	3	0	4	0	.267	0/0	0-0		
Sean Jones	.000	1/0	1	0	0	0	0	0	0	0	.000	0	0	1	0	.000	0/0	0-0		
Eric Brandon	.000	1/1	1	0	0	0	0	0	0	0	.000	0	0	1	0	.000	0/0	0-0		
Steven Register	.000	1/0	1	0	0	0	0	0	0	0	.000	0	0	1	0	.000	0/0	0-0		
Josh Boyd	.000	3/0	0	1	0	0	0	0	0	0	.000	1	0	0	0	1.000	0/0	0-0		
TOTALS	.302	60/60	2116	399	639	128	7	41	357	904	.427	215	41	356	38	.373	25/43	56-66		
OPPONENTS	.277	60/60	2038	324	564	120	14	53	296	871	.427	165	47	361	45	.342	20/28	49-65		
Player	FRA	W-L	G/GS	CG	SHO	SV	IP	H	R	ER	BB	SO	2B	3B	HR	BF	Avg	WP	HB	BK
Mike Mueller	3.00	2-2	17/4	0	0/0	0	30.0	24	14	10	17	20	5	0	3	105	.229	2	4	0
Steven Register	3.00	5-0	16/0	0	0/1	1	21.0	24	13	7	6	26	6	0	0	88	.273	1	5	0
Arnold Hughley	3.91	2-3	23/4	0	0/0	1	48.1	50	24	21	11	28	14	2	1	185	.270	1	3	2
Andrew Skinner	4.19	1-1	21/1	0	0/1	0	34.1	36	22	16	18	27	5	3	4	133	.271	5	3	0
Leviale Speigner	4.92	7-6	20/17	1	1/0	0	104.1	118	65	57	17	61	18	1	18	409	.289	0	3	0
Colby Paxton	5.25	8-6	17/17	3	1/0	0	96.0	101	59	56	32	46	25	3	8	364	.277	7	9	4
Eric Brandon	5.77	3-3	22/14	1	1/1	1	83.2	90	52	49	16	55	10	3	9	329	.274	3	13	1
Cory Duest	6.23	3-2	25/2	0	0/0	4	43.1	57	35	30	12	36	19	0	8	182	.313	5	4	1
Ken Clayton	7.46	1-3	23/0	0	0/1	2	25.1	25	21	21	16	41	10	0	1	99	.253	4	2	0
Brandon Channell	0.00	0-0	3/0	0	0/0	0	1.1	1	0	0	0	0	0	0	0	5	.200	0	0	0
Reid Price	1.88	0-0	12/1	0	0/0	0	14.1	11	4	3	10	7	2	1	0	49	.224	0	0	0
Lee Carter	2.77	1-0	11/0	0	0/1	0	13.0	10	5	4	4	5	1	0	0	47	.213	0	0	0
Kyle Hudlow	7.71	0-0	2/0	0	0/0	0	2.1	2	2	2	3	3	0	0	1	8	.250	1	0	0
Sean Jones	7.88	1-0	7/0	0	0/0	0	8.0	15	8	7	3	6	5	1	0	35	.429	0	0	1
TOTALS	4.85	34-26	60/60	5	4/1	9	525.1	564	324	283	165	361	120	14	53	2038	.277	29	47	9
OPPONENTS	5.43	26-34	60/60	3	1/1	11	519.0	639	399	313	215	356	128	7	41	2116	.302	45	41	18

4/13	* at Ole Miss	1-2	L
4/14	* at Ole Miss	2-10	L
4/16	* at Georgia Tech	4-10	L
4/19	* MISS. STATE	7-5	W
4/20	* MISS. STATE	1-12	L
4/21	* MISS. STATE	19-7	W
4/26	* at Alabama	6-8	L
4/27	* at Alabama	5-6	L
4/28	* at Alabama	0-7	L
4/30	Troy State (M)	6-11	L
5/3	* VANDERBILT	6-5	W
5/4	* VANDERBILT	6-5	W
5/5	* VANDERBILT [10]	7-6	W
5/10	* GEORGIA	10-9	W
5/11	* GEORGIA [11]	9-10	L
5/12	* GEORGIA	8-7	W
5/14	SOUTH ALABAMA	6-4	W
5/17	* at Arkansas	5-18	L
5/18	* at Arkansas [10]	7-3	W
5/19	* at Arkansas	1-4	L
5/22	# LSU	1-2	L
5/23	* Arkansas	5-8	L
5/31	! Florida Atlantic	11-16	L
6/1	! at Alabama	3-6	L

SEC Tournament (Hoover, AL-17th)
 ! NCAA Regional (Tuscaloosa, AL-4th)

•AUBURN REGIONAL•				
Date	Opponent	Score	W/L	
2/7	VCU	5-4	W	
2/8	VCU	2-5	L	
2/9	VCU	5-0	W	
2/11	SAMFORD	10-1	W	
2/14	VIRGINIA	14-13	W	
2/15	VIRGINIA	5-3	W	
2/16	VIRGINIA	7-5	W	
2/18	SOUTH ALABAMA	3-17	L	
2/22	CLEMSON	8-1	W	
2/22	CLEMSON	8-11	L	
2/23	CLEMSON	7-3	W	
2/25	TROY STATE	5-1	W	
2/28	ELON	11-1	W	
3/1	ELON	3-1	W	
3/2	ELON	7-1	W	
3/4	at Samford	11-2	W	
3/7	at North Carolina	8-7	W	
3/8	at North Carolina	7-3	W	
3/9	at North Carolina	13-5	W	
3/11	GEORGIA TECH	2-4	L	
3/15	* TENNESSEE	3-2	W	
3/15	* TENNESSEE	6-9	L	
3/16	* TENNESSEE	3-2	W	
3/18	at Georgia Tech	7-5	W	
3/21	* at Kentucky	14-10	W	
3/22	* at Kentucky	10-3	W	
3/23	* at Kentucky	10-3	W	
3/28	* at Georgia [13]	4-3	W	
3/29	* at Georgia	6-3	W	
3/30	* at Georgia	6-7	L	
4/2	Troy State (M)	13-2	W	
4/4	* ALABAMA	10-2	W	
4/5	* ALABAMA	2-3	L	

2003 • 42-21, 18-12 SEC
Head Coach: Steve Renfro (2001-2004)

Player	AVG	GP/S	AB	R	H	2B	3B	HR	RBI	TB	SLG	BB	SO	GDP	OB%	SH/IF	SB-AT	
Tug Hulett	.373	63/63	249	52	93	25	2	2	39	128	.514	31	3	30	.6	.447	1/6	3-6
Janon Moran	.338	63/63	272	53	92	18	7	4	38	134	.500	11	4	35	.4	.372	1/4	26-31
Karl Armerite	.330	62/59	206	36	68	13	1	12	56	119	.578	33	4	35	.2	.427	3/0	0-1
Bobby Huddleston	.324	60/60	219	47	71	19	0	10	63	129	.589	31	8	33	.5	.418	5/0	1-1
Scott Schade	.310	63/63	239	40	74	17	3	2	35	103	.431	14	4	60	.3	.351	5/7	0-1
Sean Gamble	.300	61/61	243	47	73	8	3	3	33	96	.395	24	8	30	.5	.380	1/5	5-5
Clete Thomas	.297	63/63	256	41	76	10	4	2	27	100	.391	22	2	46	.2	.356	1/4	11-16
Josh Bell	.295	50/49	200	29	59	15	0	8	35	98	.490	11	2	47	.7	.338	0/0	1-1
Chuck Jeroloman	.224	62/62	219	30	49	10	1	3	36	70	.320	21	1	56	.3	.291	3/5	2-2
Derek Sain	.277	20/9	47	4	13	3	0	0	5	16	.340	1	1	13	1	.300	1/0	0-0
Kyle Bohm	.250	28/9	44	5	11	0	0	0	1	2	.318	2	3	9	1	.327	0/2	0-0
Josh Todd	.208	42/3	24	6	5	0	0	0	1	5	.208	2	2	8	0	.321	0/1	1-2
Doug Vines	.115																	



YEAR-BY-YEAR RESULTS & TEAM STATS

Table with columns: Date, Opponent, Score, W/L. Lists game results from 2/13 to 4/13.

2004 • 32-24, 12-18 SEC Head Coach: Steve Renfroe (2001-2004). Player stats table with columns: Player, AVG, GP/S, AB, R, H, 2B, 3B, HR, RBI, TR, SLG, BB, SO, GDP, ORB%, SH/SE, SB-AT.

Table with columns: Date, Opponent, Score, W/L. Lists game results from 4/16 to 5/23.

•TALLAHASSEE REGIONAL• Table with columns: Date, Opponent, Score, W/L. Lists regional game results from 2/4 to 4/8.

2005 • 34-26, 13-17 SEC Head Coach: Tom Sluder (2005-2008). Player stats table with columns: Player, AVG, GP/S, AB, R, H, 2B, 3B, HR, RBI, TR, SLG, BB, SO, GDP, ORB%, SH/SE, SB-AT.

Table with columns: Date, Opponent, Score, W/L. Lists game results from 4/9 to 6/5.

! NCAA Tournament (Tallahassee, FL - 2nd)





YEAR-BY-YEAR RESULTS & TEAM STATS

Date	Opponent	Score	W/L
2/3	VMI	7-0	W
2/4	VMI	5-8	L
2/5	VMI	8-10	L
2/10	#6 FLORIDA STATE	5-2	W
2/11	#6 FLORIDA STATE	3-8	L
2/17	HOFSTRA [10]	9-8	W
2/18	HOFSTRA	8-3	W
2/19	HOFSTRA	5-2	W
2/21	TROY [10]	5-4	W
2/24	ELON	2-10	L
2/26	ELON	2-3	L
2/26	ELON	13-3	W
2/28	DAVIDSON	8-6	W
3/3	at #17 Arizona State	2-14	L
3/4	at #17 Arizona State	3-12	L
3/5	at #17 Arizona State	1-8	L
3/10	BIRMINGHAM SOUTH	1-6	L
3/11	BIRMINGHAM SOUTH	4-2	W
3/12	BIRMINGHAM SOUTH	1-7	L
3/14	APPALACHIAN STATE	7-2	W
3/17	* #9 SO. CAROLINA [12]	8-2	L
3/18	* #9 SOUTH CAROLINA	3-7	L
3/19	* #9 SOUTH CAROLINA	7-1	W
3/21	SAMFORD	6-4	W
3/24	* at Vanderbilt	0-2	L
3/25	* at Vanderbilt	1-9	L
3/26	* at Vanderbilt	2-5	L
3/28	at Troy	7-12	L
3/31	* #20 KENTUCKY	7-8	L
4/1	* #20 KENTUCKY	5-1	W
4/2	* #20 KENTUCKY	12-6	W
4/4	vs. Samford (Hvr)	4-5	L
4/8	* at Ole Miss	2-14	L
4/8	* at Ole Miss	6-2	W
4/9	* at Ole Miss	1-12	L

2006 • 22-34, 9-21 SEC Head Coach: Tom Slatter (2005-2008)

Player	AVG	GP/S	AB	R	H	2B	3B	HR	RBI	TB	SLG	BB	SO	GDP	OB%	SH/SF	SB-AT
Mike Bianucci	.359	45/45	181	27	65	13	0	8	31	102	.564	9	6	47	1	.400	4/0
Tyler Johnstone	.332	56/56	229	43	76	10	1	1	29	91	.397	34	4	28	2	.424	2/5
Russell Dixon	.313	54/51	198	24	62	19	0	4	31	93	.470	14	7	40	2	.379	0/1
Andy Bennett	.287	55/55	209	24	60	14	0	6	48	92	.440	11	12	35	5	.353	3/1
Luke Greinke	.286	33/32	112	8	32	1	0	1	17	36	.321	9	2	16	1	.347	1/10
Josh Donaldson	.276	56/56	228	39	63	16	1	10	42	111	.487	15	5	41	9	.331	3/1
Justin Bristow	.255	53/53	196	22	50	8	0	0	13	58	.296	12	4	45	8	.310	1/1
Jeff Boutwell	.231	52/50	169	33	39	10	3	2	17	61	.361	21	8	39	2	.343	0/5
Bruce Edwards	.225	43/35	120	26	27	2	1	1	7	34	.283	17	8	28	1	.359	0/3
Jonathan Rasberry	.268	20/14	41	5	11	2	0	0	4	13	.317	4	1	6	1	.348	0/3
Ben Jones	.226	20/4	31	3	7	2	0	0	2	9	.290	3	0	8	0	.294	0/0
Josh Stapleton	.224	31/16	67	10	15	3	0	0	2	18	.269	6	1	11	2	.297	0/0
Derek Sain	.214	31/7	42	7	9	1	0	1	2	13	.310	5	1	14	1	.313	0/0
Ryan Jenkins	.200	14/6	25	1	5	1	0	0	2	6	.240	1	1	6	1	.259	0/1
Philip Stinger	.173	25/15	52	6	9	1	0	0	4	10	.192	6	1	17	2	.267	1/0
Ryan Stanley	.150	17/8	40	4	6	1	0	1	4	10	.250	4	0	13	1	.227	0/0
Garrett Maines	.000	4/1	5	1	0	0	0	0	0	0	.000	3	0	3	0	.375	0/0
Tyavis Coleman	.000	2/0	0	0	0	0	0	0	0	0	.000	0	0	0	0	.000	0/0
TOTALS	.276	56/56	1945	283	536	104	6	35	255	757	.389	174	61	397	39	.351	15/31
OPPONENTS	.288	56/56	1952	354	562	122	14	40	315	832	.426	214	51	375	33	.369	23/33

Player	FRA	W-L	G/GS	CG	SHO	SV	IP	H	R	ER	BB	SO	2B	3B	HR	BF	Avg	WP	HB	KB
Johnny Thompson	2.95	1-1	28/0	0	0/0	2	39.2	29	19	13	15	37	7	0	3	137	.212	3	3	1
Luke Greinke	3.76	0/0	17/1	0	0/1	6	26.1	30	17	11	9	17	7	2	2	110	.273	2	5	0
Evan Crawford	4.35	5-8	15/15	0	0/0	0	78.2	87	48	38	40	55	14	1	3	311	.280	5	3	3
Clarence Nicely	4.35	1-1	15/4	0	0/1	0	31.0	29	17	15	15	27	2	0	0	117	.248	2	4	1
Andy Bennett	4.91	3-1	21/0	0	0/0	0	47.2	52	27	26	17	40	14	1	3	184	.283	11	3	0
Paul Burnside	4.91	2-3	18/2	0	0/0	0	44.0	40	27	24	25	31	13	1	6	165	.242	4	5	1
Bryan Woodall	5.44	1-4	20/6	0	0/0	0	44.2	57	37	27	9	37	17	3	4	185	.308	3	4	1
Chris Dennis	6.36	3-7	15/4	0	0/1	0	63.2	74	57	45	35	39	17	4	6	246	.301	5	11	0
Brett Butts	6.40	3-6	15/13	0	0/0	0	64.2	90	59	46	25	42	17	2	9	276	.326	8	7	3
Peter Wiggins	6.44	3-3	25/1	0	0/0	1	43.1	55	38	31	20	41	12	0	4	171	.322	9	6	2
Andrew Hall	0.00	0/0	4/0	0	0/0	0	4.2	2	0	0	0	4	0	0	0	15	.133	0	0	0
Ted Bryant	5.40	0/0	4/0	0	0/0	0	3.1	8	3	2	0	3	1	0	0	18	.444	0	0	0
Brandon Teague	6.75	0/0	1/0	0	0/0	0	1.1	4	1	1	0	1	0	0	0	8	.500	0	0	0
Grant Cardwell	21.60	0/0	3/0	0	0/0	0	1.2	5	4	4	4	1	1	0	0	9	.556	2	0	0
TOTALS	5.15	22-34	56/56	0	1/1	9	494.2	562	354	283	214	375	122	14	40	1952	.288	54	51	12
OPPONENTS	4.32	34-22	56/56	2	1/0	14	493.2	536	283	237	174	397	104	6	35	1945	.276	33	61	10

4/11	at South Alabama	3-2	W
4/14	* #8 MISSISSIPPI STATE	9-4	W
4/15	* #8 MISSISSIPPI STATE	10-17	L
4/16	* #8 MISSISSIPPI STATE	7-3	W
4/19	vs. #29 Troy (M)	6-7	L
4/21	at Florida	9-6	W
4/22	* at Florida	1-4	L
4/23	* at Florida	5-4	W
4/25	MERCER	18-1	W
4/28	* at #6 Alabama [10]	5-6	L
4/29	* at #6 Alabama	7-6	W
4/30	* at #6 Alabama	1-9	L
5/5	* #28 LSU	3-4	L
5/6	* #28 LSU	3-5	L
5/7	* #28 LSU	2-8	L
5/12	* #16 GEORGIA	7-10	L
5/13	* #16 GEORGIA	3-4	L
5/14	* #16 GEORGIA	4-9	L
5/18	* at #15 Arkansas	3-6	L
5/19	* at #15 Arkansas	5-10	L
5/20	* at #15 Arkansas	2-11	L

Date	Opponent	Score	W/L
2/9	HOFSTRA	17-0	W
2/10	HOFSTRA	11-7	W
2/11	HOFSTRA	10-5	W
2/14	LIPSCOMB [12]	3-4	L
2/16	UNC GREENSBORO	9-2	W
2/17	UNC GREENSBORO	4-2	W
2/18	UNC GREENSBORO	4-1	W
2/20	TROY	11-3	W
2/23	@ vs. Jacksonville	7-6	W
2/24	@ vs. Michigan State	11-6	W
2/25	@ at South Alabama	20-5	W
2/27	SAMFORD	4-1	W
3/2	#10 ARIZONA STATE	2-8	L
3/3	#10 ARIZONA STATE	11-8	W
3/4	#10 ARIZONA STATE	7-6	W
3/6	DAVIDSON	10-4	W
3/9	PURDUE	4-3	W
3/10	PURDUE	11-0	W
3/11	PURDUE	12-6	W
3/13	#30 VMI	3-7	L
3/14	#30 VMI	10-8	W
3/16	* at Georgia	3-4	L
3/17	* at Georgia	2-3	L
3/18	* at Georgia	2-6	L
3/23	* FLORIDA [10]	7-8	L
3/24	* FLORIDA	9-12	L
3/25	* FLORIDA	3-10	L
3/27	* at Mercer	5-1	W
3/30	* #13 OLE MISS	2-4	L
3/31	* #13 OLE MISS	4-7	L
4/1	* #13 OLE MISS	3-2	W
4/3	SOUTH ALABAMA	5-2	W
4/6	* at LSU	6-1	W
4/7	* at LSU	7-0	W
4/8	* at LSU	1-10	L

2007 • 31-25, 10-20 SEC Head Coach: Tom Slatter (2005-2008)

Player	AVG	GP/S	AB	R	H	2B	3B	HR	RBI	TB	SLG	BB	SO	GDP	OB%	SH/SF	SB-AT
Josh Donaldson	.349	55/55	215	63	75	19	0	11	54	127	.591	38	3	27	3	.444	5/1
Joseph Sanders	.333	45/36	132	29	44	14	0	3	33	67	.508	15	4	28	1	.406	4/3
Bruce Edwards	.328	52/50	201	53	66	5	2	0	19	75	.373	37	8	42	3	.448	2/5
Mike Bianucci	.326	47/46	175	46	57	11	1	14	51	112	.640	29	4	33	1	.427	3/2
Luke Greinke	.314	53/52	210	41	66	6	0	1	36	75	.357	26	6	33	4	.400	3/2
Andy Bennett	.297	42/32	128	20	38	8	0	1	26	49	.383	14	9	14	2	.396	3/1
Ross Smith	.288	52/51	184	27	53	12	1	2	23	73	.397	12	11	48	3	.364	2/0
Robert Brooks	.281	56/56	217	37	61	11	1	2	36	80	.369	17	16	47	3	.375	1/2
Dustin Sprull	.278	33/26	97	17	27	4	0	1	18	34	.351	13	1	23	1	.366	1/0
Eric Skinner	.203	45/39	133	19	27	7	1	1	21	39	.293	6	0	24	1	.234	2/13
Philip Stinger	.198	41/24	96	12	19	3	0	1	9	25	.260	10	1	25	2	.278	1/6
Ryan Jenkins	.319	27/14	69	9	22	1	0	1	8	26	.377	4	0	21	1	.356	0/0
Ben Jones	.279	35/10	61	7	17	1	0	0	7	18	.295	6	1	10	1	.343	2/2
Justin Bristow	.217	8/5	23	3	5	1	0	0	1	6	.261	1	0	7	2	.250	0/0
Ryan Stanley	.167	14/8	30	7	5	1	0	0	7	6	.200	5	0	10	2	.286	0/0
Josh Stapleton	.143	7/0	7	3	1	0	0	0	1	1	.143	1	1	2	0	.333	0/0
Tyavis Coleman	.000	5/0	0	2	0	0	0	0	0	0	.000	0	0	0	0	.000	0/0
TOTALS	.295	56/56	1978	395	583	104	6	38	350	813	.411	234	65	394	30	.382	29/37
OPPONENTS	.275	56/56	1997														



YEAR-BY-YEAR RESULTS & TEAM STATS

Table with columns: Date, Opponent, Score, W/L. Lists game results from 2/22 to 4/11.

2008 • 28-28, 11-19 SEC. Head Coach: Tom Slatter (2005-2008). Player stats table with columns: Player, AVG, GP/S, AB, R, H, 2B, 3B, HR, RBI, TB, SLG, BB, HB, SO, GDP, OBP%, SH/FF, SB-AT.

Results for 2008 season, including dates, opponents, scores, and W/L records.

Table with columns: Date, Opponent, Score, W/L. Lists game results from 2/20 to 4/12.

2009 • 31-25, 11-19 SEC. Head Coach: John Pawlowski (2009-13). Player stats table with columns: Player, AVG, GP/S, AB, R, H, 2B, 3B, HR, RBI, TB, SLG, BB, HB, SO, GDP, OBP%, SH/FF, SB-AT.

Results for 2009 season, including dates, opponents, scores, and W/L records.





YEAR-BY-YEAR RESULTS & TEAM STATS

•SEC WEST CHAMPIONS • •AUBURN REGIONAL•			
Date	Opponent	Score	W/L
2/19	SE MISSOURI	8-13	L
2/20	SE MISSOURI (10)	9-8	W
2/21	SE MISSOURI	6-1	W
2/26	% BOSTON COLLEGE (10)	6-5	W
2/27	% MISSOURI	7-11	L
2/28	% FLORIDA ATLANTIC	17-4	W
3/3	DAVIDSON-1	7-6	W
3/3	DAVIDSON-2	7-6	W
3/5	MIAMI (OHIO)	14-9	W
3/6	MIAMI (OHIO)	13-5	W
3/7	MIAMI (OHIO)	5-4	W
3/12	at #2 Arizona State	8-9	L
3/13	at #2 Arizona State	7-16	L
3/14	at #2 Arizona State	3-8	L
3/16	ALABAMA A&M	11-1	W
3/17	ALABAMA A&M	18-0	W
3/19	* at Georgia	20-3	W
3/20	* at Georgia	4-3	W
3/21	* at Georgia	19-3	W
3/23	at Sanford	10-3	W
3/24	vs. Alabama (M)	8-6	W
3/26	* #14 S. CAROLINA	5-11	L
3/27	* #14 S. CAROLINA	0-2	L
3/28	* #14 S. CAROLINA	10-6	W
3/31	at Troy	4-5	L
4/2	* at #23 Alabama	5-10	L
4/3	* at #23 Alabama	5-6	L
4/4	* at #23 Alabama	7-1	W
4/6	GEORGIA STATE	22-7	W
4/7	SOUTH ALABAMA	6-2	W
4/9	* #3 LSU	10-14	L
4/10	* #3 LSU	11-7	W
4/11	* #3 LSU	6-5	W
4/14	NEW ORLEANS	13-1	W

2010 • 43-21, 20-10 SEC Head Coach: John Pawlowski (2009-13)																				
Player	AVG	GP/S	AB	R	H	2B	3B	HR	RBI	TB	SIG	BB	SO	GDP	OB%	SH/SE	SB-AT			
Hunter Morris	.386	64/64	272	66	105	18	5	23	76	202	.743	26	12	50	0	.455	4/1	6-8		
Trent Mumme	.366	36/34	153	46	56	15	0	17	54	122	.797	15	4	18	5	.434	1/4	8-9		
Ryan Jenkins	.365	53/48	178	36	65	14	0	7	38	100	.562	15	2	27	7	.418	1/7	2-5		
Don Gamache	.365	57/52	189	51	69	15	1	8	37	110	.582	24	3	33	3	.442	1/5	7-9		
Justin Froelich	.358	55/46	193	52	69	8	1	3	33	88	.456	18	6	31	5	.417	6/10	14-21		
Brian Fletcher	.357	61/61	252	62	90	17	1	22	75	175	.694	23	9	67	4	.427	2/0	4-7		
Tony Caldwell	.349	57/49	189	42	66	8	0	10	41	104	.550	17	9	48	4	.414	7/6	6-10		
Casey McElroy	.325	56/55	209	47	68	11	0	9	43	106	.507	28	5	28	10	.409	5/4	1-6		
Justin Bryant	.323	33/26	99	27	32	4	1	5	32	53	.535	17	8	14	1	.452	2/5	0-1		
Justin Hargett	.316	55/54	209	46	66	15	1	2	32	89	.426	16	8	49	0	.381	3/9	6-8		
Kevin Patterson	.315	49/33	124	34	39	6	2	16	33	97	.782	21	2	40	3	.419	1/0	0-0		
Creede Simpson	.308	49/35	159	42	49	11	2	5	31	79	.497	20	4	34	1	.395	2/4	6-8		
Caleb Bowen	.529	23/2	17	3	9	0	0	1	5	12	.706	2	0	2	0	.579	0/0	0-0		
Wes Gilmer	.341	50/16	82	22	28	3	0	0	13	37	.451	16	1	22	1	.441	3/3	1-2		
Patrick Savage	.333	9/0	9	2	3	2	0	0	1	1	.889	1	0	2	2	.400	0/0	0-0		
Mitchell Self	.286	15/0	7	5	2	1	0	0	4	3	.429	0	0	0	0	.286	0/0	0-0		
Jordan Neese	.000	4/1	3	1	0	0	0	0	1	0	.000	2	0	0	0	.400	0/0	0-0		
TOTALS	.348	64/64	2344	584	816	148	14	131	549	1385	.591	261	73	465	46	.423	38/58	61-94		
OPPONENTS	.278	64/64	2288	386	636	117	4	62	345	947	.414	220	58	484	38	.353	21/34	53-74		
Player	FRA	W-L	G/GS	CG	SHO	SV	IP	H	R	ER	BB	SO	2B	3B	HR	BF	Avg	WP	HB	BK
Austin Hubbard	2.44	6-2	26/0	0	0	10	48.0	44	22	13	23	60	7	0	2	184	.239	11	4	1
Grant Dayton	4.36	8-3	16/15	1	0	0	95.0	101	52	46	19	69	24	0	13	376	.269	1	6	1
Slade Smith	4.65	4-0	18/6	0	0	0	60.0	73	38	31	14	42	8	1	2	246	.297	7	8	0
Cole Nelson	5.64	6-3	18/15	1	0	0	68.2	76	46	43	30	67	16	0	6	275	.276	9	7	0
Cory Luckie	5.91	6-4	19/15	1	0	0	70.0	81	49	46	23	57	16	1	10	283	.286	3	5	1
Chris O'Neil	0.00	0-0	2/0	0	0	0	2.0	0	0	0	0	1	0	0	0	5	.000	1	1	0
Sean Ray	3.72	2-3	26/0	0	0	0	36.1	29	23	15	21	33	6	0	3	134	.216	2	2	0
Michael Hurst	4.20	2-1	18/0	0	0	2	30.0	30	18	14	13	30	6	0	1	122	.246	1	4	0
Dexter Price	4.39	3-0	5/5	0	0	0	26.2	33	15	13	9	14	3	0	1	106	.311	3	1	0
Garrett Bush	4.50	0-0	4/0	0	0	0	4.0	3	4	2	2	6	0	0	1	15	.200	2	1	0
Bradley Hendrix	5.35	4-2	22/0	0	0	1	33.2	48	29	20	14	28	7	0	5	144	.333	8	6	0
Zach Blatt	5.40	1-0	20/0	0	0	1	33.1	42	26	20	11	24	5	0	4	139	.302	1	7	0
Stephen Kahdheen	6.49	1-0	17/2	0	0	2	26.1	25	20	19	15	23	6	1	5	100	.250	0	3	0
Jon Luke Jacobs	7.22	0-3	10/6	0	0	0	33.2	42	34	27	23	24	8	0	8	136	.309	2	3	0
Ty Kelley	9.64	0-0	4/0	0	0	0	4.2	5	6	5	3	6	3	0	1	19	.263	3	0	0
Justin Bryant	99.00	0-0	1/0	0	0	0	0.0	4	4	4	0	0	0	0	1	4	1.000	1	0	0
TOTALS	5.00	43-21	64/64	3	2	16	572.1	636	386	318	220	484	117	4	62	2288	.278	55	58	4
OPPONENTS	8.34	21-43	64/64	4	1	7	554.2	816	584	514	261	465	148	14	131	2344	.348	72	73	9

4/16	* at #18 Vanderbilt	6-11	L
4/17	* at #18 Vanderbilt	12-2	W
4/18	* at #18 Vanderbilt	2-3	L
4/20	TROY	16-3	W
4/23	* KENTUCKY	13-6	W
4/24	* KENTUCKY	7-8	L
4/25	* KENTUCKY	6-5	W
4/27	SAMFORD	11-4	W
4/30	* at #7 Arkansas	4-9	L
5/1	* at #7 Arkansas	8-7	W
5/2	* at #7 Arkansas	13-2	W
5/7	* MISSISSIPPI STATE	9-6	W
5/8	* MISSISSIPPI STATE	16-14	W
5/9	* MISSISSIPPI STATE	11-8	W
5/11	at South Alabama (11)	9-10	L
5/14	* TENNESSEE	3-9	L
5/15	* TENNESSEE	18-0	W
5/16	* TENNESSEE	9-2	W
5/18	JACKSONVILLE ST	9-7	W
5/20	* at #17 Ole Miss	5-3	W
5/21	* at #17 Ole Miss	18-4	W
5/22	* at #17 Ole Miss	11-1	W
5/26	# Alabama	1-7	L
5/27	* #7 S. Carolina [12]	3-1	W
5/28	# #21 Ole Miss [10]	7-10	L
6/4	! JACKSONVILLE ST	9-7	W
6/5	! #16 CLEMSON	2-5	L
6/6	! SOUTHERN MISS	17-8	W
6/6	! #16 CLEMSON	11-10	W
6/7	! #16 CLEMSON	7-13	L

% - Auburn Classic (Auburn, AL)
- SEC Tournament (Hoover, AL)
! - NCAA Regional (Auburn, AL)
* - SEC Game | Home games in ALL

Date	Opponent	Score	W/L
2/18	^ARKANSAS STATE	12-5	W
2/19	^#13 VIRGINIA	2-13	L
2/20	^UAB	6-0	W
2/22	JACKSONVILLE STATE	9-4	W
2/25	RADFORD (13)	6-8	L
2/26	RADFORD	3-2	W
2/27	RADFORD	2-0	W
3/1	BETHUNE-COOKMAN	9-2	W
3/2	BETHUNE-COOKMAN	2-5	L
3/4	% vs. New York Tech	6-3	W
3/5	% #18 Col. of Charleston	7-4	W
3/6	% vs. Western Kentucky	13-8	W
3/8	MEMPHIS	6-2	W
3/11	#7 ARIZONA STATE	7-8	L
3/12	#7 ARIZONA STATE	5-9	L
3/13	#7 ARIZONA STATE	10-8	W
3/15	vs. Alabama (M)	2-1	W
3/18	* #9 ARKANSAS (11)	5-6	L
3/19	* #9 ARKANSAS	9-5	W
3/20	* #9 ARKANSAS	8-7	W
3/22	at Jacksonville State	4-5	L
3/25	* at Mississippi State	6-7	L
3/26	* at Mississippi State	8-15	L
3/27	* at Mississippi State	0-5	L
3/29	#21 TROY	6-1	W
4/1	* #1 VANDERBILT	6-11	L
4/2	* #1 VANDERBILT	2-11	L
4/3	* #1 VANDERBILT	2-6	L
4/5	at #20 Troy	6-14	L
4/8	* at Kentucky	12-9	W
4/9	* at Kentucky	15-8	W
4/10	* at Kentucky	8-2	W
4/15	* at #21 LSU	8-7	W
4/16	* at #21 LSU	3-1	W
4/17	* at #21 LSU	2-3	L
4/19	SOUTH ALABAMA	1-7	L
4/21	* OLE MISS	6-3	W
4/22	* OLE MISS	7-10	L

2011 • 29-29, 14-16 SEC Head Coach: John Pawlowski (2009-13)																			
Player	AVG	GP/S	AB	R	H	2B	3B	HR	RBI	TB	SIG	BB	SO	GDP	OB%	SH/SE	SB-AT		
Casey McElroy	.372	58/58	234	46	87	18	0	9	53	132	.564	21	7	30	1	.429	6/2	1-2	
Tony Caldwell	.332	55/54	190	37	63	13	1	7	44	99	.521	30	9	32	3	.445	0/4	5-9	
Justin Froelich	.316	57/56	215	40	68	11	1	3	20	90	.419	20	5	41	2	.381	4/8	5-11	
Don Gamache	.299	53/53	194	35	58	13	2	5	29	90	.464	30	8	33	4	.414	0/3	2-2	
Justin Hargett	.297	55/49	192	31	57	8	1	0	23	67	.349	16	1	41	0	.352	1/3	7-12	
Cullen Wacker	.287	50/30	115	18	33	4	0	1	18	40	.348	18	6	15	3	.404	2/4	3-5	
Wes Gilmer	.284	58/47	183	24	52	10	0	0	34	62	.339	17	6	32	3	.361	2/9	3-4	
Kevin Patterson	.277	57/54	195	26	54	16	0	8	43	94	.482	29	2	56	1	.370	4/0	0-0	
Creede Simpson	.254	56/55	189	30	48	15	1	3	17	74	.392	19	2	36	2	.324	3/6	8-10	
Tyler Dial	4.00	5/0	5	0	2	0	0	0	1	2	.400	0	0	0	0	.400	0/0	0-0	
Bobby Andrews	3.96</																		



YEAR-BY-YEAR RESULTS & TEAM STATS

Table with columns: Date, Opponent, Score, W/L. Lists game results from 2/17 to 4/15.

2012 • 31-28, 13-17 SEC

Head Coach: John Pawlowski (2009-13)

Player statistics table for 2012 season. Columns include AVG, GP/S, AB, R, H, 2B, 3B, HR, RBI, TB, SLG, BB, SO, GDP, OBP%, SH/SE, SB-AT.

Player statistics table for 2012 season. Columns include ERA, W-L, G/GS, CG, SHO, SV, IP, H, R, ER, BB, SO, 2B, 3B, HR, BF, Avg, WP, HB, BK.

Table with columns: Date, Opponent, Score, W/L. Lists game results from 4/17 to 5/24.

* - Auburn Tournament (Auburn, AL)
- SEC Tournament (Hoover, AL)
** - SEC Game | Home games in ALL

Table with columns: Date, Opponent, Score, W/L. Lists game results from 2/15 to 4/10.

2013 • 33-23, 13-17 SEC

Head Coach: John Pawlowski (2009-13)

Player statistics table for 2013 season. Columns include AVG, GP/S, AB, R, H, 2B, 3B, HR, RBI, TB, SLG, BB, SO, GDP, OBP%, SH/SE, SB-AT.

Player statistics table for 2013 season. Columns include ERA, W-L, G/GS, CG, SHO, SV, IP, H, R, ER, BB, SO, 2B, 3B, HR, BF, Avg, WP, HB, BK.

Table with columns: Date, Opponent, Score, W/L. Lists game results from 4/12 to 5/21.

* - Auburn Tournament (Auburn, AL)
- SEC Tournament (Hoover, AL)
** - SEC Game | Home games in ALL





YEAR-BY-YEAR RESULTS & TEAM STATS

Date	Opponent	Score	W/L
2/14	* Indiana State	4-0	W
2/15	* Ohio State	0-1	L
2/16	* Connecticut	7-3	W
2/19	ALABAMA STATE	3-9	L
2/21	! ARKANSAS-PINE BLUFF	2-1	W
2/22	! CALIFORNIA	0-5	L
2/23	! EAST TENNESSEE STATE	2-3 (10)	L
2/25	ALABAMA A&M	7-3	W
2/28	PRESBYTERIAN	6-10	L
3/1	PRESBYTERIAN	3-0	W
3/2	PRESBYTERIAN	12-5	W
3/4	Alabama	3-4	L
3/7	MERCER	9-5	W
3/8	MERCER	4-1	W
3/9	MERCER	6-5	W
3/11	at Kennesaw State	6-1	W
3/12	ALABAMA STATE	6-5	W
3/14	* TEXAS A&M	4-0	W
3/15	* TEXAS A&M-1	5-2	W
3/15	* TEXAS A&M-2	0-9	L
3/18	COPPIN STATE	10-0	W
3/19	COPPIN STATE	13-0	W
3/21	* at Tennessee	3-2	W
3/22	* at Tennessee	4-2	W
3/23	* at Tennessee	6-8	L
3/25	* KENNESAW STATE	10-5	W
3/27	* MISSOURI	3-4	L
3/28	* MISSOURI	2-4	L
3/29	* MISSOURI	7-3	W
4/1	SAMFORD	1-8	L
4/4	* at Ole Miss	5-8 (13)	L
4/5	* at Ole Miss-1	0-6	L
4/5	* at Ole Miss-2	1-5	L
4/8	TROY	6-0	W
4/11	* at Alabama	2-1	W

2014 • 28-28, 10-20 SEC

Head Coach: Sunny Galloway (2014-15)

Player	AVG	GP/S	AB	R	H	2B	3B	HR	RBI	TB	SIG	BB	HBP	SO	GDP	OB%	SH/SE	SB-AT	
Jordan Ebert	.353	55/52	204	28	72	5	1	0	29	79	387	12	1	26	5	.385	49	9-15	
Danek Tomsoha	.313	54/53	176	37	55	8	0	5	29	78	443	26	15	23	5	.436	32	4-5	
Yan Tello	.306	53/53	183	30	56	6	1	3	18	73	399	16	9	24	3	.386	27	13-19	
Daniel Robert	.281	45/39	121	12	34	5	1	1	12	44	364	17	0	23	1	.370	0	2-2	
Blake Austin	.268	55/51	183	19	49	11	0	3	31	69	377	15	8	30	3	.344	31	4-8	
Damon Hoecker	.259	56/56	189	24	49	4	0	0	17	53	280	35	13	32	1	.404	37	11-18	
Dan Glevenyak	.256	50/43	156	22	40	6	3	1	16	55	353	18	11	23	4	.371	1-5	14-16	
Anfernee Grier	.255	47/38	149	16	38	8	0	1	11	49	329	12	4	24	1	.325	1-5	7-15	
Keegan Thompson	.244	37/33	123	13	30	3	1	0	13	35	285	4	1	21	2	.273	0	3-11	
Rocky McCord	1.000	1-0	1	0	1	0	0	0	0	1	1.000	0	0	0	0	1.000	0	0-0	
Brett Binning	.348	16/10	23	5	8	0	0	0	2	8	348	2	0	2	1	.400	0	2-1	
Blake Logan	.256	42/17	86	9	22	3	0	1	17	28	326	10	2	15	5	.343	1-1	0-0	
Sam Gillikin	.214	24/15	56	5	12	5	0	0	4	17	304	6	1	14	1	.302	0	1-1	
Connor Short	.211	36/25	95	6	20	1	0	0	8	21	221	7	3	13	2	.283	1-4	9-10	
Patrick Savage	.167	3-2	6	0	1	0	0	0	1	1.67	0	1	2	0	0	.286	0	0-0	
J.J. Shaffer	.160	40/10	50	8	8	0	2	0	2	12	240	3	4	14	1	.263	0	4-5	
Jackson Burgence	.091	21/7	22	1	2	0	0	0	3	2	091	7	3	7	2	.375	0	2-3	
Dylan Smith	.000	7-1	10	0	0	0	0	0	0	0.000	2	0	4	0	0	.167	0	0-0	
Hunter Kelley	.000	4-0	3	0	0	0	0	0	0	0.000	0	1	0	0	0	.000	0	0-0	
Terrance Dedrick	.000	2-0	2	0	0	0	0	0	0	0.000	0	0	0	0	0	.000	0	0-0	
TOTALS	.270	56-56	1838	235	497	65	9	15	212	625	340	192	76	298	37	.360	19-51	80-119	
OPPONENTS	.254	56-56	1897	228	482	83	8	14	201	623	328	167	37	333	42	.324	15-45	32-55	
Player	FRA	W-L	G/S	CG	SHO	SV	IP	H	R	ER	BB	SO	2B	3B	HR	Avg	WP	HB	BK
Keegan Thompson	2.01	5-3	14-12	2	0	1	89.2	61	23	20	23	73	11	0	0	.192	5	3	0
Dillon Ortmann	2.70	9-5	15-15	2	1	0	100.0	95	36	30	16	62	17	0	3	.247	1	4	0
Justin Camp	4.01	1-5	13-6	0	2	1	42.2	41	24	19	10	29	7	2	1	.246	2	3	0
Michael O'Neal	4.29	3-6	17-12	0	2	0	71.1	77	38	34	29	29	15	1	3	.285	1	6	0
Cole Lipscomb	0.00	0-0	2-0	0	0	0	1.0	0	0	0	1	1	0	0	0	.000	0	1	0
Jacob Milliman	1.62	0-0	11-1	0	0	0	16.2	12	6	3	8	15	1	0	1	.200	4	0	1
Robby Clements	3.27	0-0	7-0	0	0	0	11.0	13	6	4	5	3	3	0	0	.289	2	0	0
Jay Wade	3.28	4-2	22-0	0	0	0	35.2	31	16	13	6	24	4	1	1	.295	0	5	2
Trey Wingenter	3.33	1-1	13-4	0	0	0	24.1	31	14	9	9	22	7	0	0	.301	6	4	0
Rocky McCord	3.38	0-0	5-0	0	0	0	2.2	2	1	1	4	5	0	0	0	.222	1	4	0
Trey Cochran-Gill	3.41	0-2	28-0	0	0	1	34.1	42	16	13	9	20	6	1	0	.313	5	3	0
Daniel Koger	3.92	2-0	13-3	0	0	0	20.2	19	10	9	8	16	4	1	1	.247	4	0	0
Terrance Dedrick	4.85	2-3	23-1	0	0	4	26.0	32	17	14	16	21	5	2	0	.314	2	0	0
Kevin Davis	5.40	1-0	3-2	0	0	0	5.0	3	3	3	3	10	2	1	0	.231	1	0	0
Reid Carter	5.51	0-0	11-0	0	0	0	16.1	19	13	10	7	6	2	0	2	.292	5	2	0
Ryan Tello	8.31	0-1	3-0	0	0	0	4.1	4	5	4	6	5	0	0	1	.250	0	0	0
TOTALS	3.34	28-28	56-56	4	5	8	501.2	482	228	186	167	333	83	8	14	.254	39	37	4
OPPONENTS	3.60	28-28	56-56	3	7	11	492.1	497	235	197	192	298	65	9	15	.270	19	76	9

Date	Opponent	Score	W/L
4/12	* at Alabama	1-4	L
4/13	* at Alabama	3-4	L
4/15	* at Samford	6-7	L
4/19	* SOUTH CAROLINA-1	4-2	W
4/19	* SOUTH CAROLINA-2	2-3	L
4/20	* SOUTH CAROLINA-3	3-4	L
4/22	SOUTH ALABAMA	6-1	W
4/25	* at Arkansas-1	2-1	W
4/26	* at Arkansas-2	3-4 (10)	L
4/26	* at Arkansas-3	7-2	W
5/2	* MISSISSIPPI STATE	0-3	L
5/3	* MISSISSIPPI STATE	0-3	L
5/4	* MISSISSIPPI STATE	1-12	L
5/6	BETHUNE-COOKMAN	9-1	W
5/9	* at Kentucky	3-6	L
5/10	* at Kentucky	8-1	W
5/11	* at Kentucky	5-6 (10)	L
5/13	UAB	6-5	W
5/15	* LSU	0-10	L
5/16	* LSU	3-11	L
5/17	* LSU	1-8	L

^ - Snowbird Classic (Port Charlotte, Fla.)

! - Tiger Classic (Auburn, Ala.)

* - SEC Game | Home games in ALL

TALLAHASSEE REGIONAL

Date	Opponent	Score	W/L
2/13	BINGHAMTON	2-0	W
2/14	BINGHAMTON	5-11	L
2/15	BINGHAMTON	13-2	W
2/17	at South Alabama	4-7	L
2/18	ALABAMA STATE	7-5	W
2/21	RADFORD-1	3-2 (10)	L
2/21	RADFORD-2	6-1	W
2/22	RADFORD	6-0	W
2/24	* #27 GEORGIA TECH	7-1	W
2/27	* JACKSONVILLE STATE	6-4	W
2/28	* #10 OKLAHOMA STATE	9-2	W
3/1	* JACKSONVILLE STATE	9-10	L
3/3	vs. #28 Alabama (Montgomery)	5-3	W
3/6	XAVIER	7-2	W
3/7	XAVIER	3-2 (11)	W
3/8	XAVIER	10-6	W
3/10	SAMFORD	0-7	L
3/13	* at #6 Texas A&M	2-6	L
3/14	* at #6 Texas A&M	4-10	L
3/15	* at #6 Texas A&M	1-6	L
3/17	at UAB (Regions Field)	6-4	W
3/20	* #4 VANDERBILT	6-4	W
3/21	* #4 VANDERBILT-1	5-10	L
3/21	* #4 VANDERBILT-2	6-7 (10)	L
3/24	at #28 Georgia Tech	1-4	L
3/27	* at #29 Mississippi State	5-0	W
3/28	* at #29 Mississippi State	4-0	W
3/29	* at #29 Mississippi State	1-3	L
3/31	at Samford	9-4	W
4/3	* ARKANSAS	7-10	L
4/4	* ARKANSAS	3-2	W
4/5	* ARKANSAS	4-6	L
4/8	GEORGIA STATE	4-2	W
4/10	* at #1 LSU	2-3	L
4/11	* at #1 LSU	6-1	W
4/12	* at #1 LSU	2-6	L

2015 • 36-26, 13-17 SEC

Head Coach: Sunny Galloway (2014-15)

Player	AVG	GP/S	AB	R	H	2B	3B	HR	RBI	TB	SIG	BB	HBP	SO	GDP	OB%	SH/SE	SB-AT
Anfernee Grier	.323	62/62	254	41	82	22	3	1	20	113	445	22	7	61	7	.391	1/3	9-16
Melvin Gray	.304	48/43	161	30	49	8	0	1	23	60	373	17	2	29	1	.372	3/7	18-21
Daniel Robert	.298	57/55	205	28	61	12	3	3	38	88	429	24	1	39	6	.368	4/7	15-15
Damon Hoecker	.271	42/41	214	35	58	8	2	0	22	73	341	40	9	37	3	.404	2/4	1-8
Blake Logan	.261	59/50	180	25	47	17	2	0	28	68	378	15	6	25	5	.329	6/3	3-6
Cody Nulph	.258	62/62	217	30	56	11	1	3	33	78	359	13	6	47	4	.315	2/7	1-3
Kyler Deese	.254	59/49	177	27	45	10	1	2	27	63	356	24	5	23	3	.357	1/3	3-6
Jordan Ebert	.254	54/39	142	25	36	4	0	3	24	49	345	26	6	30	1	.386	2/6	7-9
Jackson Burgence	.281	30/15	64	7	18	1	2	0	7	23	359	8	0	9	0	.361	0/3	5-8
Sam Gillikin	.271	54/30	96	8	26	4	1	1	10	35	365	13	1	30	0	.364	0/2	5-5
J.J. Shaffer	.259	42/11	58	7	15	0	0	0	7	15								



YEAR-BY-YEAR RESULTS & TEAM STATS

Table with columns: Date, Opponent, Score, W/L. Rows include games against Sacramento St., FAMU, Southern, Alabama A&M, Troy S, Michigan State S, Georgia Tech, Oral Roberts, Georgia Tech, Texas A&M, Alabama State, Arkansas, Lipscomb, Alabama, LSU, Frazier, Georgia State, Missouri, Kennesaw State.

2016 • 23-33, 8-22 SEC. Head Coach: Butch Thompson (2016-Current). Player stats table with columns: Player, AVG, GP/S, AB, R, H, 2B, 3B, HR, RBI, TB, SLG, BB, HB, SO, GDP, OBP%, SH/SF, SB-AT. Includes totals and opponents.

Table with columns: Date, Opponent, Score, W/L. Rows include games against Tennessee, Alabama State, Ole Miss, South Alabama, Kentucky, Mississippi State, UAB, Vanderbilt.

Auburn Tournament (Auburn, AL)
S - Cox Diamond Invitational (Pensacola, FL)
^ - MAX Capital City Classic (Montgomery, AL)
- SEC Tournament (Hoover, AL)
* - SEC Game | Home games in ALL

TALLAHASSEE REGIONAL

Table with columns: Date, Opponent, Score, W/L. Rows include games against George Washington, Florida A&M, Holy Cross, Samford, Lipscomb, South Alabama, Kennesaw State, Presbyterian, Presbyterian, UAB, Jacksonville State, Florida, UCF, South Carolina, Georgia Tech, Georgia, Alabama, South Carolina, Georgia Tech, Texas A&M.

2017 • 37-26, 16-14 SEC. Head Coach: Butch Thompson (2016-Current). Player stats table with columns: Player, AVG, GP/S, AB, R, H, 2B, 3B, HR, RBI, TB, SLG, BB, HB, SO, GDP, OBP%, SH/SF, SB-AT. Includes totals and opponents.

Table with columns: Date, Opponent, Score, W/L. Rows include games against Samford, Tennessee, Tennessee, Kennesaw State, Arkansas, Arkansas, Troy, Mississippi State, Mississippi State, Mississippi State, Alabama, Alabama, Alabama, UAB, Florida, UCF, Tennessee Tech, Florida State, Florida State.

^ - MAX Capital City Classic (Montgomery, AL)
- SEC Tournament (Hoover, AL)
% - NCAA Tournament (Tallahassee, FL)
* - SEC Game | Home games in ALL





YEAR-BY-YEAR RESULTS & TEAM STATS

•RALEIGH REGIONAL CHAMPIONS•
•GAINESVILLE SUPER REGIONAL•

Date	Opponent	Score	W/L
2/16	LONGWOOD	6-0	W
2/17	LONGWOOD	25-1	W
2/18	LONGWOOD	3-0	W
2/20	GEORGIA STATE	3-2	W
2/21	TROY	6-5	W
2/23	BRYANT	15-7	W
2/24	BRYANT	13-4	W
2/24	BRYANT	3-1	W
2/27	at #15 South Alabama	7-6	W
3/2	BYU	4-3	W
3/3	BYU	21-4	W
3/3	BYU	9-5	W
3/6	at UAB	11-8	W
3/9	NORTHEASTERN	6-0	W
3/10	NORTHEASTERN	14-8	W
3/10	NORTHEASTERN	1-2	L
3/13	GEORGIA TECH	12-7	W
3/14	MEMPHIS	5-4	W
3/16	* #6 TEXAS A&M	4-1	W
3/17	* #6 TEXAS A&M	11-5	W
3/18	* #6 TEXAS A&M	1-5	L
3/20	at Georgia Tech	4-6	L
3/23	* at #8 Kentucky	4-5	L
3/25	* at #8 Kentucky	4-3	W
3/25	* at #8 Kentucky	3-13	L
3/27	vs Alabama	5-2	W
3/30	* #24 MISSOURI	5-2	W
3/31	* #24 MISSOURI	1-2	L
4/1	* #24 MISSOURI	0-5	L
4/3	ALABAMA A&M	19-5	W
4/6	* at #5 Arkansas	1-2	L
4/7	* at #5 Arkansas	2-13	L
4/8	* at #5 Arkansas	4-5	L
4/10	at Samford	3-12	L

2018 • 43-23, 15-15 SEC

Head Coach: Butch Thompson (2016-Current)

Player	AVG	GP/S	AB	R	H	2B	3B	HR	RBI	TB	SLG	BB	SO	GDP	OB%	SH/SE	SB-AT	
Jay Estes	.329	66/64	237	52	78	19	0	0	33	97	.409	21	9	33	4	.401	2/3	13-16
Will Holland	.313	66/65	249	61	78	18	0	12	52	132	.530	28	13	49	3	.406	3/3	9-11
Brendan Venter	.307	66/65	251	44	77	15	0	12	45	128	.510	19	15	45	4	.385	3/2	1-2
Josh Anthony	.301	64/63	216	43	65	13	0	4	40	90	.417	33	7	42	7	.402	5/1	7-13
Steven Williams	.291	65/65	244	54	71	10	1	12	51	119	.488	45	5	50	3	.409	2/0	1-1
Edouard Julien	.275	62/59	207	47	57	7	0	17	69	115	.556	38	5	79	1	.398	1/0	7-10
Conor Davis	.268	53/47	164	26	44	9	0	2	34	59	.360	25	4	40	6	.371	4/0	3-6
Brett Wright	.258	62/59	209	45	54	14	0	11	45	101	.483	37	10	48	3	.388	4/3	1-4
Luke Jarvis	.253	60/58	229	49	58	13	2	3	28	84	.367	21	1	64	1	.319	0/3	7-9
Code Evans	.333	17/0	3	8	1	0	0	0	0	1	.333	1	0	0	0	.500	0/0	0-0
Judd Ward	.250	37/21	84	9	21	2	1	0	8	25	.298	9	3	20	0	.344	0/1	0-2
Brett Olson	.250	4/0	4	0	1	1	0	0	0	2	.500	1	0	0	0	.400	0/0	0-0
Jeremy	.244	26/10	45	14	11	2	0	0	10	13	.289	6	6	6	2	.404	0/0	1-1
Mike Rojas	.154	17/1	13	2	2	0	0	0	0	2	.154	3	0	4	1	.313	0/0	0-0
Dylan Ingram	.125	29/15	56	13	7	1	0	0	7	8	.143	20	6	17	0	.393	2/1	0-0
Bowen McGuffin	.083	10/2	12	0	1	0	0	0	1	1	.083	2	0	4	0	.214	0/0	0-0
Totals	.282	66/66	2223	467	626	124	4	73	423	977	.439	309	84	501	35	.386	26/17	50-75
Opponents	.248	66/66	2195	299	545	127	11	54	279	856	.390	223	34	595	33	.325	18/22	42-61

Player	FRA	W-L	G/GS	CG	SHO	SV	IP	H	R	ER	BB	SO	2B	3B	HR	Avg	WP	HR	BK
Cody Greenhill	2.30	6-3	21/0	0	0	5	58.2	53	17	15	19	55	10	1	7	.242	3	4	0
Tanner Burns	3.01	7-4	17/17	0	0	0	86.2	73	41	29	37	77	23	1	10	.225	1	0	1
Casey Mize	3.30	10-6	17/17	3	1	0	114.2	84	43	42	16	156	20	1	10	.201	5	5	0
Andrew	4.29	2-2	16/10	0	0	0	50.1	42	25	24	21	62	14	2	4	.223	3	4	2
Calvin Coker	4.78	3-2	29/1	0	0	7	58.1	59	33	31	21	54	10	2	6	.261	6	3	0
Davis Daniel	4.86	3-4	19/10	0	0	0	66.2	74	40	36	32	70	17	2	7	.278	3	1	1
Corey Herndon	2.87	1-0	14/0	0	0	0	15.2	13	5	5	11	13	2	0	0	.236	0	2	1
Elliott Anderson	3.64	5-0	24/0	0	0	1	29.2	25	18	12	15	32	8	0	1	.229	4	2	0
Ryan Watson	4.76	0-0	7/2	0	0	0	11.1	13	6	6	5	9	5	0	0	.310	1	1	0
Welby Malczewski	5.66	4-0	24/0	0	0	2	35.0	39	26	22	18	19	7	1	1	.291	2	2	1
Jack Owen	5.97	2-2	14/7	0	0	2	34.2	43	24	23	16	35	5	0	4	.312	4	5	0
Ryan Hoexter	6.23	0-0	7/2	0	0	0	8.2	9	6	6	7	5	0	1	2	.273	4	1	0
Blake Schilleci	9.53	0-0	6/0	0	0	0	5.2	8	6	6	3	3	2	0	2	.333	0	2	0
Payton Glavinie	27.00	0-0	5/0	0	0	0	3.0	10	9	9	2	5	4	0	0	.526	0	2	0
Totals	4.13	43-23	66/66	3	5	17	579.0	545	299	266	223	595	127	11	54	.248	36	34	6
Opponents	6.31	23-43	66/66	0	2	8	562.1	626	467	394	309	501	124	4	73	.282	77	84	9

Date	Opponent	Score	W/L
4/13	* MISSISSIPPI STATE	2-1	W
4/14	* MISSISSIPPI STATE	2-7	L
4/15	* MISSISSIPPI STATE	7-5	W
4/17	UAB	12-2	W
4/20	* at Alabama	19-5	W
4/21	* at Alabama	5-0	W
4/21	* at Alabama	20-5	W
4/24	SAMFORD	7-2	W
4/26	* at #1 Florida	1-3	L
4/27	* at #1 Florida	11-5	W
4/28	* at #1 Florida	3-12	L
5/4	* #17 VANDERBILT	4-1	W
5/5	* #17 VANDERBILT	11-5	W
5/6	* #17 VANDERBILT	14-0	W
5/8	SOUTH ALABAMA	10-4	W
5/10	* at #5 Ole Miss	4-5	L
5/11	* at #5 Ole Miss	3-8	L
5/12	* at #5 Ole Miss	3-10	L
5/15	at Troy	5-9	L
5/17	* LSU	11-4	W
5/18	* LSU	2-6	L
5/19	* LSU	14-5	W
5/22	# vs Kentucky	4-3 (11)	W
5/23	# vs #4 Ole Miss	9-3	W
5/24	# vs Texas A&M	2-4	L
5/25	# vs #4 Ole Miss	0-7	L
6/1	% vs Northeastern	13-4	W
6/2	% vs ARMY	12-1	W
6/3	% at #11 NC State	15-7	W
6/9	S at #1 Florida	2-8	L
6/10	S vs #1 Florida	3-2	W
6/11	S at #1 Florida	2-3 (11)	L

^ - MAX Capital City Classic (Montgomery, AL)
- SEC Tournament (Hoover, AL)
% - NCAA Raleigh Regional (Raleigh, NC)
S - NCAA Gainesville Super Regional (Gainesville, FL)
* - SEC Game | Home games in ALL



AUBURN ON TV

DATE	OPPONENT	SCORE	W-L	SITE	NETWORK
4/14/86	KENTUCKY	5-4	W	AUBURN	ESPN
4/10/88	at Florida	1-2	W	at Gainesville, Fla.	SportsChannel
3/18/89	GEORGIA	6-8	L	AUBURN	SportsChannel
3/25/89	at Miss. State (Gm. 1)	0-7	L	Starkville, Miss.	SportsChannel
3/26/89	at Miss. State	5-11	L	Starkville, Miss.	ESPN
5/13/89	LSU	8-5	W	Gainesville, Fla. (SEC)	SportsChannel
	at Florida	4-2	W	Gainesville, Fla. (SEC)	SportsChannel
5/14/89	Georgia	2-1	W	Gainesville, Fla. (SEC)	SportsChannel
5/27/89	at Florida State	6-7	L	Tallahassee, Fla. (NCAA)	Sunshine
3/31/90	at LSU (Gm. 1)	6-12	L	Baton Rouge, La.	HSE
	at LSU (Gm. 2)	6-5	W	Baton Rouge, La.	HSE
4/1/90	at LSU	17-7	W	Baton Rouge, La.	HSE
4/21/90	ALABAMA	7-6	W	AUBURN	SportsChannel
5/5/90	at Florida	7-8	L	Gainesville, Fla.	SportsChannel
4/20/91	at Alabama (Gm. 1)	19-11	W	Tuscaloosa, Ala.	SportsChannel
5/18/91	Miss. State	0-1	L	Baton Rouge, La. (SEC)	SportsChannel
3/21/92	at Florida (Gm. 1)	2-4	L	Gainesville, Fla.	SportsChannel
3/22/92	at Florida	1-2	L	Gainesville, Fla.	SportsChannel
4/17/93	ARKANSAS (Gm. 1)	7-8	L	AUBURN	JP/SportSouth
	ARKANSAS (Gm. 2)	6-1	W	AUBURN	JP/SportSouth
5/8/93	at LSU (Gm. 1)	2-21	L	Baton Rouge, La.	HSE
4/9/94	VANDERBILT	20-7	W	AUBURN	JP/SportSouth
4/16/94	at Arkansas	6-3	W	Fayetteville, Ark.	JP/SportSouth
6/4/94	Oklahoma	4-5	L	Omaha, Neb. (CWS)	ESPN2
6/6/94	Miami	5-7	L	Omaha, Neb. (CWS)	ESPN
3/16/96	at Tennessee	10-5 [10]	W	Knoxville, Tenn.	SportSouth
4/6/96	FLORIDA	10-7	W	AUBURN	SportsChannel
4/7/96	FLORIDA	5-6	L	AUBURN	SportsChannel
5/4/96	LSU	0-6	L	AUBURN	SportSouth
3/15/97	TENNESSEE	16-4	W	AUBURN	Fox Sport South
4/12/97	ALABAMA (Gm. 1)	13-8	W	AUBURN	Fox Sport South
5/30/97	Stanford	3-8	L	Omaha, Neb. (CWS)	ESPN
6/1/97	Rice	10-1	W	Omaha, Neb. (CWS)	ESPN2
6/3/97	Stanford	4-11	L	Omaha, Neb. (CWS)	ESPN
5/2/98	KENTUCKY	14-3	W	AUBURN	Fox Sport South
5/16/98	Alabama (Game 1)	3-4	L	Hoover, Ala. (SEC)	Fox Sport South
5/17/98	Arkansas	7-5	W	Hoover, Ala. (SEC)	Fox Sport South
5/24/98	Florida State	10-16	L	Tallahassee, Fla. (NCAA)	Sunshine
1/29/99	Georgia Tech	17-12	W	Orlando, Fla.	FSN South
2/5/99	UNC Asheville	7-1	W	AUBURN	ACN
2/16/99	TROY STATE	5-12	L	AUBURN	ACN
2/19/99	M. TENNESSEE ST.	8-2	W	AUBURN	ACN
3/2/99	DAVIDSON	16-0	W	AUBURN	ACN
3/9/99	VCU	7-2	W	AUBURN	ACN
3/10/99	VCU	12-4	W	AUBURN	ACN
3/26/99	ALABAMA	15-4	W	AUBURN	ACN
3/28/99	ALABAMA	4-10	L	AUBURN	ACN
4/2/99	Miss. State	3-13	L	Starkville, Miss.	ACN
4/6/99	UAB	17-5	W	AUBURN	ACN
4/9/99	TENNESSEE	19-13	W	AUBURN	ACN
4/10/99	TENNESSEE	6-3	W	AUBURN	FSN South
4/11/99	TENNESSEE	16-4	W	AUBURN	ACN
5/2/99	LSU	2-11	L	Baton Rouge, La.	ACN
5/16/99	GEORGIA	13-2	W	AUBURN	ACN
5/19/99	LSU	6-2	W	Hoover, Ala. (SEC)	ACN
5/20/99	Arkansas	3-2	W	Hoover, Ala. (SEC)	ACN
5/22/99	Arkansas	5-9	L	Hoover, Ala. (SEC)	FSN South
5/22/99	Arkansas	6-9	L	Hoover, Ala. (SEC)	ACN
5/28/99	NC STATE	9-7	W	AUBURN (NCAA)	ACN
5/29/99	WINTHROP	8-6	W	AUBURN (NCAA)	ACN
5/30/99	TULANE	5-7	L	AUBURN (NCAA)	ACN
5/30/99	TULANE	13-9	W	AUBURN (NCAA)	ACN
2/29/00	TROY STATE	14-7	W	AUBURN	CSSE
3/7/00	DAVIDSON	10-5	W	AUBURN	CSSE
3/26/00	GEORGIA	9-8 (10)	W	AUBURN	CSSE
3/31/00	LSU	11-18	L	AUBURN	CSSE
4/2/00	LSU	10-12	L	AUBURN	Guarantee
4/4/00	MERCER	19-2	W	AUBURN	CSSE
4/23/00	VANDERBILT	10-8	W	AUBURN	CSSE
4/29/00	Florida	11-8 (10)	W	Gainesville, Fla.	Sunshine
5/5/00	Alabama	2-3	L	Tuscaloosa, Ala.	CSSE
5/6/00	Alabama	6-3	W	Tuscaloosa, Ala.	FSN South
5/7/00	Alabama	4-13	L	Tuscaloosa, Ala.	CSSE
5/13/00	MISS. STATE	9-10	L	AUBURN	FSN South
5/17/00	Florida	2-7	L	Hoover, Ala. (SEC)	CSSE
5/18/00	South Carolina	4-11	L	Hoover, Ala. (SEC)	CSSE

DATE	OPPONENT	SCORE	W-L	SITE	NETWORK
3/16/01	OLE MISS	8-10	L	AUBURN	CSSE
3/18/01	OLE MISS	5-6 [11]	L	AUBURN	CSSE
3/27/01	Troy State	5-0	W	Montgomery, Ala.	CSSE
4/1/01	TENNESSEE	7-2	W	AUBURN	CSSE
4/10/01	SAMFORD	6-5	W	AUBURN	CSSE
4/20/01	ALABAMA	5-4 [11]	W	AUBURN	CSSE
4/21/01	ALABAMA	7-5	W	AUBURN	FSN South
4/22/01	ALABAMA	10-5	W	AUBURN	CSSE
5/4/01	FLORIDA	5-2	W	AUBURN	Sunshine
5/6/01	FLORIDA	2-5	L	AUBURN	Sunshine/CSSE
5/11/01	LSU	5-20	L	Baton Rouge, La.	CSSE
5/13/01	LSU	9-7	W	Baton Rouge, La.	Guarantee
5/16/01	Georgia	4-8	L	Hoover, Ala. (SEC)	CSSE
5/17/01	South Carolina	4-5	L	Hoover, Ala. (SEC)	CSSE
3/31/02	Florida	1-6	L	Gainesville, Fla.	Sunshine
4/7/02	LSU	5-9	L	AUBURN	Jumbo/CSS
4/9/02	GEORGIA TECH	5-9	L	AUBURN	FSN South
4/12/02	Ole Miss	10-3	W	Oxford, Miss.	CSS
4/13/02	Ole Miss	1-2	L	Oxford, Miss.	FSN South
4/26/02	Alabama	6-8	L	Tuscaloosa, Ala.	CSS
4/27/02	Alabama	5-6	L	Tuscaloosa, Ala.	FSN South
5/22/02	LSU	1-2	L	Hoover, Ala. (SEC)	CSS
5/23/02	Arkansas	5-8	L	Hoover, Ala. (SEC)	CSS
5/31/02	Florida Atlantic	11-16	L	Tuscaloosa, Ala. (NCAA)	CSS
6/1/02	Alabama	3-6	L	Tuscaloosa, Ala. (NCAA)	CSS
3/16/03	TENNESSEE	3-2	W	AUBURN	CSS
3/18/03	Georgia Tech	7-5	W	Atlanta, Ga.	CSS
3/23/03	Kentucky	10-3	W	Lexington, Ky.	CSS
3/28/03	Georgia	4-3 [13]	W	Athens, Ga.	CSS
3/30/03	Georgia	6-7	L	Athens, Ga.	CSS
4/6/03	ALABAMA	7-6	W	AUBURN	CSS
4/13/03	Mississippi State	7-3	W	Starkville, Miss.	CSS
4/27/03	Vanderbilt	0-3	L	Nashville, Tenn.	CSS
5/3/03	FLORIDA	6-8	L	AUBURN	Sunshine
5/4/03	FLORIDA	4-3	W	AUBURN	CSS
5/9/03	LSU	5-6	L	Baton Rouge, La.	Cox
5/11/03	LSU	14-8	W	Baton Rouge, La.	CSS
5/17/03	OLE MISS	5-2	W	AUBURN	FSN South
5/18/03	OLE MISS	6-2	W	AUBURN	CSS
5/22/03	Vanderbilt	3-1	W	Hoover, Ala. (SEC)	CSS
5/23/03	Alabama	5-7	L	Hoover, Ala. (SEC)	CSS
5/24/03	South Carolina	5-1	W	Hoover, Ala. (SEC)	CSS
5/24/03	Alabama	3-13 [7]	L	Hoover, Ala. (SEC)	CSS
5/30/03	PRINCETON	5-2	W	AUBURN (NCAA)	CSS
5/31/03	OHIO STATE	5-7	L	AUBURN (NCAA)	CSS
5/31/03	CLEMSON	15-0	W	AUBURN (NCAA)	CSS
6/1/03	OHIO STATE	7-9	L	AUBURN (NCAA)	CSS
3/14/04	Clemson	9-6	W	Clemson, S.C.	CSS
3/27/04	Tennessee	6-7	L	Knoxville, Tenn.	CSS
3/28/04	Tennessee	7-3	W	Knoxville, Tenn.	CSS
3/30/04	Georgia Tech	5-20	L	Atlanta, Ga.	CSS
4/4/04	LSU	2-3	L	AUBURN	CSS
4/18/04	Alabama	0-19	L	Tuscaloosa, Ala.	CSS
4/25/04	MISSISSIPPI STATE	6-5	W	AUBURN	CSS
4/30/04	Florida	4-7	L	Gainesville, Fla.	Sunshine
5/1/04	Florida	8-11	L	Gainesville, Fla.	Sunshine
5/7/04	SOUTH CAROLINA	12-9	W	AUBURN	CSS
5/8/04	SOUTH CAROLINA	1-3	L	AUBURN	CSS
5/9/04	SOUTH CAROLINA	11-12	L	AUBURN	CSS
5/14/04	GEORGIA	2-11	L	AUBURN	CSS
5/15/04	GEORGIA	0-4	L	AUBURN	FSN
5/16/04	GEORGIA	4-3	W	AUBURN	CSS
3/19/05	TENNESSEE	7-1	W	AUBURN	CSS
4/5/05	GEORGIA TECH	2-3	L	AUBURN	CSS
4/9/05	Mississippi State	8-7	W	Starkville, Miss.	FSN
4/9/05	FLORIDA	2-4	L	AUBURN	COX
5/8/05	OLE MISS	1-9	L	AUBURN	CSS
5/13/05	Georgia	5-4	W	Athens, Ga.	CSS
5/14/05	Georgia	5-7	L	Athens, Ga.	CSS
5/22/05	ALABAMA	9-11	L	AUBURN	CSS
6/4/05	Florida State (NCAA)	3-4	L	Tallahassee, Fla.	Sunshine
6/5/05	Florida State (NCAA)	4-10	L	Tallahassee, Fla.	Sunshine
3/18/06	SOUTH CAROLINA	3-7	L	AUBURN	CSS
3/25/06	Vanderbilt	1-9	L	Nashville, Tenn.	CSS
4/22/06	Florida	1-4	L	Gainesville, Fla.	FSN
4/29/06	Alabama	7-6	W	Tuscaloosa, Ala.	CSS





AUBURN ON TV

DATE	OPPONENT	SCORE	W-L	SITE	NETWORK
4/30/06	Alabama	1-9	L	Tuscaloosa, Ala.	CSS
5/6/06	LSU	3-5	L	AUBURN	CSS/Jumbo
5/7/06	LSU	2-8	L	AUBURN	CSS/Jumbo
5/14/06	GEORGIA	4-9	L	AUBURN	CSS
3/23/07	FLORIDA	7-8 [10]	L	AUBURN	SUN
3/24/07	FLORIDA	9-12	L	AUBURN	SUN/CSS
3/25/07	FLORIDA	3-10	L	AUBURN	CSS
4/8/07	LSU	1-10	L	Baton Rouge, La.	COX
4/20/07	ALABAMA	12-5	W	AUBURN	CSS
4/21/07	ALABAMA	6-3	W	AUBURN	FSN
4/22/07	ALABAMA	4-12	L	AUBURN	CSS
5/5/07	Mississippi State	6-11	L	Starkville, Miss.	CSS
5/17/07	Kentucky	18-7	W	Lexington, Ky.	FSN
5/19/07	Kentucky	7-8	L	Lexington, Ky.	FSN
3/1/08	Florida State	3-4	L	Tallahassee, Fla.	SUN
3/16/08	Florida	2-6	L	Gainesville, Fla.	SUN/FSN
3/29/08	TENNESSEE	4-8 [11]	L	AUBURN	CSS
4/13/08	SOUTH CAROLINA	6-7	L	AUBURN	CSS
4/19/08	Vanderbilt	2-8	L	Nashville, Tenn.	CSS
4/26/08	Alabama	4-5	L	Tuscaloosa, Ala.	FSN
4/27/08	Alabama	7-17	L	Tuscaloosa, Ala.	CSS
5/15/08	LSU	4-6	L	AUBURN	CSS
5/16/08	LSU	5-15	L	AUBURN	CSS
4/18/09	South Carolina	6-4	W	Columbia, S.C.	SS
4/24/09	LSU	3-7	L	Baton Rouge, La.	CSS
4/26/09	LSU	6-7	L	Baton Rouge, La.	CSS
5/2/09	OLE MISS	2-8	L	AUBURN	CSS
5/3/09	OLE MISS	4-11	L	AUBURN	CSS
5/9/09	Kentucky	3-6	L	Lexington, Ky.	BBSN
5/10/09	Kentucky	7-5	W	Lexington, Ky.	BBSN
5/14/09	ALABAMA	3-2 [10]	W	AUBURN	CSS
5/16/09	ALABAMA	3-13	L	AUBURN	FSN
3/27/10	SOUTH CAROLINA	0-2	L	AUBURN	CSS
4/2/10	Alabama	5-10	L	Tuscaloosa, Ala.	CSS
4/9/10	LSU	10-14	L	AUBURN	CSS
4/10/10	LSU	11-7	W	AUBURN	SPSO
4/18/10	Vanderbilt	2-3	L	Nashville, Tenn.	ESPNU
4/30/10	Arkansas	4-9	L	Fayetteville, Ark.	CST
5/2/10	Arkansas	13-2	W	Fayetteville, Ark.	CST
5/26/10	Alabama	1-7	L	Hoover, Ala.	SPSO
5/27/10	South Carolina	3-1 [12]	W	Hoover, Ala.	SPSO
5/28/10	Ole Miss	7-10 [10]	L	Hoover, Ala.	FSN
3/15/11	Alabama	2-1	W	Montgomery, Ala.	CSS
4/2/11	VANDERBILT	2-11	L	AUBURN	CSS
4/5/11	Troy	6-14	L	Troy, Ala.	CSS
4/10/11	Kentucky	8-2	W	Lexington, Ky.	CSS
4/21/11	OLE MISS	6-3	W	AUBURN	ESPNU
4/23/11	OLE MISS	9-7	W	AUBURN	CSS
4/29/11	South Carolina	1-2	L	Columbia, S.C.	SPSO
4/30/11	South Carolina	2-10	L	Columbia, S.C.	SPSO
5/1/11	South Carolina	3-7	L	Columbia, S.C.	ESPN
5/14/11	ALABAMA	8-7	W	AUBURN	CSS
5/25/11	South Carolina	3-7	L	Hoover, Ala.	CSS
5/26/11	Georgia	2-3	L	Hoover, Ala.	SPSO
3/6/12	Alabama	8-3	W	Montgomery, Ala.	CSS
4/6/12	Alabama	6-10	L	Tuscaloosa, Ala.	FSSO
4/7/12	Alabama	3-4	L	Tuscaloosa, Ala.	CSS
4/13/12	Vanderbilt	4-5	L	Nashville, Tenn.	CSS
4/21/12	SOUTH CAROLINA	3-5	L	AUBURN	SPSO
5/4/12	Georgia	2-5	L	Athens, Ga.	SPSO
5/5/12	Georgia	5-6 [11]	L	Athens, Ga.	CSS
5/10/12	Arkansas	3-2 [10]	W	Fayetteville, Ark.	ESPNU
5/22/12	Florida	1-6	L	Hoover, Ala.	CSS
5/23/12	Georgia	3-2	W	Hoover, Ala.	CSS
5/24/12	South Carolina	3-5	L	Hoover, Ala.	CSS
3/16/13	VANDERBILT	1-8	L	AUBURN	SPSO
3/24/13	LSU	2-8	L	Baton Rouge, La.	CST
3/30/13	ALABAMA	0-2	L	AUBURN	CSS
4/18/13	Mississippi State	3-6	L	Starkville, Miss.	ESPNU
4/19/13	Mississippi State	3-1	W	Starkville, Miss.	CSS
5/4/13	OLE MISS	8-5	W	AUBURN	SPSO
5/18/13	ARKANSAS	11-6	W	AUBURN	CST
5/21/13	Alabama	3-6	L	Hoover, Ala.	FSN
3/22/14	Tennessee	4-2	W	Knoxville, Tenn.	CSS
3/27/14	MISSOURI	3-4	L	AUBURN	ESPNU
3/29/14	MISSOURI	7-3	W	AUBURN	SPSO

DATE	OPPONENT	SCORE	W-L	SITE	NETWORK
4/19/14	SOUTH CAROLINA-2	2-3	L	AUBURN	CBSN
4/20/14	SOUTH CAROLINA	3-4	L	AUBURN	CSS
4/25/14	Arkansas	2-1	W	Fayetteville, Ark.	CST
5/3/14	MISSISSIPPI STATE	0-3	L	AUBURN	CSS
5/10/14	Kentucky	8-1	W	Lexington, Ky.	BBSN
5/11/14	Kentucky	5-6 [10]	L	Lexington, Ky.	BBSN
5/17/14	LSU	1-8	L	AUBURN	SPSO
3/14/15	Texas A&M	4-10	L	College Station, Texas	SECN
3/21/15	VANDERBILT-2	6-7 [10]	L	AUBURN	ESPNU
4/4/15	ARKANSAS	3-2	W	AUBURN	SECN
4/23/15	GEORGIA	5-1	W	AUBURN	SECN
4/24/15	GEORGIA	4-1	W	AUBURN	SECN
4/29/15	KENNESAW STATE	6-0	W	AUBURN	SECN
5/2/15	South Carolina	6-2	W	Columbia, S.C.	SECN
5/3/15	South Carolina	3-0	W	Columbia, S.C.	ESPNU
5/30/15	Mercer	1-0	W	Tallahassee, Fla.	SECN
3/5/16	Michigan State	0-3	L	Pensacola, Fla.	COX
3/29/16	Alabama	10-1	W	Montgomery, Ala.	SECN
4/7/16	Missouri	11-9	W	Columbia, Mo.	ESPNU
4/14/16	TENNESSEE	4-13	L	AUBURN	SECN
4/15/16	TENNESSEE	2-0	W	AUBURN	SECN
4/23/16	Ole Miss	4-7	L	Oxford, Miss.	SECN
4/24/16	Ole Miss	5-6	L	Oxford, Miss.	SECN
4/30/16	KENTUCKY	10-6	W	AUBURN	SECN
5/7/16	Alabama	3-4 [11]	L	Tuscaloosa, Ala.	SECN
5/8/16	Alabama	8-1	W	Tuscaloosa, Ala.	SECN
5/14/16	MISSISSIPPI STATE	6-16	L	AUBURN	SECN
3/28/17	Alabama	4-3	W	Montgomery, Ala.	ESPNU
4/1/17	SOUTH CAROLINA	0-7	L	AUBURN	ESPNU
4/13/17	Tennessee	3-2	W	Knoxville, Tenn.	SECN
4/23/17	ARKANSAS	11-6	W	AUBURN	SECN
4/29/17	Mississippi State-2	5-3	W	Starkville, Miss.	SECN
5/7/17	ALABAMA	9-11	L	AUBURN	SECN
5/11/17	LSU	0-4	L	Baton Rouge, La.	ESPN2
5/13/17	LSU	1-9	L	Baton Rouge, La.	SECN
5/23/17	Ole Miss	5-4	W	Hoover, Ala.	SECN
5/24/17	Florida	4-5	L	Hoover, Ala.	SECN
5/25/17	Arkansas	0-12	L	Hoover, Ala.	SECN
3/16/18	Texas A&M	4-1	W	AUBURN	SECN
3/31/18	Missouri	1-2	L	AUBURN	SECN
4/01/18	Missouri	0-5	L	AUBURN	SECN
4/08/18	Arkansas	4-5	L	Fayetteville, Ark.	SECN
4/13/18	Mississippi State	2-1	W	AUBURN	SECN
4/21/18	Alabama-2	20-5	W	Tuscaloosa, Ala.	SECN
4/26/18	Florida	1-3	L	Gainesville, Fla.	ESPNU
5/10/18	Ole Miss	4-5	L	Oxford, Miss.	ESPNU
5/18/18	LSU	2-6	L	AUBURN	ESPNU
5/19/18	LSU	14-5	W	AUBURN	SECN
5/22/18	Kentucky	4-3 [11]	W	Hoover, Ala.	SECN
5/23/18	Ole Miss	9-3	W	Hoover, Ala.	SECN
5/24/18	Texas A&M	2-4	L	Hoover, Ala.	SECN
5/25/18	Ole Miss	0-7	L	Hoover, Ala.	SECN
6/09/18	Florida	2-8	L	Gainesville, Fla.	ESPN
6/10/18	Florida	3-2	W	Gainesville, Fla.	ESPN
6/11/18	Florida	2-3 [11]	L	Gainesville, Fla.	ESPN



SERIES RECORDS

Table with columns: Opponent, Overall, Home, Away, Neutral, First, Last. Lists series records for opponents from Acme to Mercer.

Table with columns: Opponent, Overall, Home, Away, Neutral, First, Last. Lists series records for opponents from Miami (Fla.) to Yale.

* Home, Away, and Neutral Records do not include unknown sites. 2019 Opponents in Bold





RESULTS VS. OPPONENTS

ACME (AU leads, 1-0)

YEAR	RESULT	LOCATION	DATE
1943	W, 4-2	Acme	5/6

ALABAMA (AU trails, 161-132)

YEAR	RESULT	LOCATION	DATE
1896	W, 12-9	Auburn, Ala.	5/15
1896	W, 14-8	Auburn, Ala.	5/15
1897	PPD	Tuscaloosa, Ala.	5/7
1897	PPD	Tuscaloosa, Ala.	5/8
1899	W, 10-4	Tuscaloosa, Ala.	5/11
1899	L, 5-6	Tuscaloosa, Ala.	5/12
1899	W, 7-5	Tuscaloosa, Ala.	5/13
1900	W, 10-4	Montgomery, Ala.	4/27
1900	L, 5-9	Montgomery, Ala.	4/28
1900	L, 4-5	Montgomery, Ala.	4/28
1901	L, 1-5	Tuscaloosa, Ala.	4/26
1901	L, 1-9	Tuscaloosa, Ala.	4/27
1901	L, 2-5	Tuscaloosa, Ala.	4/27
1902	L, 2-18	Selma, Ala.	4/11
1902	L, 0-11	Selma, Ala.	4/12
1902	L, 0-11	Selma, Ala.	4/12
1903	W, 6-5	Selma, Ala.	5/1
1903	L, 3-10	Selma, Ala.	5/2
1903	L, 0-3	Selma, Ala.	5/2
1904	L, 4-6	Tuscaloosa, Ala.	4/14
1904	L, 1-8	Tuscaloosa, Ala.	4/15
1904	W, 5-4	Tuscaloosa, Ala.	4/16
1905	L, 2-3	Auburn, Ala.	4/13
1905	W, 4-3	Auburn, Ala.	4/14
1905	W, 6-5	Auburn, Ala.	4/15
1906	W, 14-0	Tuscaloosa, Ala.	4/20
1906	W, 7-4	Tuscaloosa, Ala.	4/21
1907	L, 1-2	Auburn, Ala.	4/25
1907	W, 12-4	Auburn, Ala.	4/26
1907	L, 5-8	Auburn, Ala.	4/27
1908	L, 1-3	Tuscaloosa, Ala.	4/23
1908	L, 1-9	Tuscaloosa, Ala.	4/25
1908	L, 0-1	Tuscaloosa, Ala.	4/25
1949	L, 3-4	Tuscaloosa, Ala.	5/13
1949	L, 7-20	Tuscaloosa, Ala.	5/14
1949	L, 3-12	Auburn, Ala.	5/20
1949	L, 0-4	Auburn, Ala.	5/21
1950	L, 1-17	Auburn, Ala.	5/3
1950	L, 0-17	Auburn, Ala.	5/4
1950	L, 7-9	Tuscaloosa, Ala.	5/13
1951	L, 4-5	Tuscaloosa, Ala.	4/18
1951	L, 5-6	Auburn, Ala.	4/30
1951	W, 2-0	Auburn, Ala.	5/1
1952	L, 1-5	Auburn, Ala.	4/21
1952	W, 8-4	Auburn, Ala.	4/22
1952	W, 14-6	Tuscaloosa, Ala.	4/25
1952	W, 10-8 (10)	Tuscaloosa, Ala.	4/26
1953	L, 1-7	Auburn, Ala.	4/3
1953	L, 0-6	Auburn, Ala.	4/4
1953	W, 9-4	Tuscaloosa, Ala.	5/8
1953	L, 4-7	Tuscaloosa, Ala.	5/9
1954	W, 4-1	Auburn, Ala.	4/2
1954	W, 2-1	Auburn, Ala.	4/3
1954	L, 2-5	Tuscaloosa, Ala.	5/4
1954	L, 1-4	Tuscaloosa, Ala.	5/4
1955	L, 1-3	Tuscaloosa, Ala.	5/2
1955	L, 2-10	Tuscaloosa, Ala.	5/3
1955	L, 6-14	Auburn, Ala.	5/6
1955	L, 6-9	Auburn, Ala.	5/7
1956	L, 11-13	Auburn, Ala.	4/16
1956	L, 11-13	Auburn, Ala.	4/17
1956	L, 1-6	Tuscaloosa, Ala.	1-6
1956	L, 2-4	Tuscaloosa, Ala.	2-4
1957	W, 11-8	Tuscaloosa, Ala.	4/30
1957	L, 4-8	Tuscaloosa, Ala.	5/4
1957	L, 6-16	Auburn, Ala.	5/6
1957	L, 7-10	Auburn, Ala.	5/7
1958	L, 5-7	Tuscaloosa, Ala.	4/18
1958	L, 5-7	Auburn, Ala.	4/22
1958	W, 9-3	Auburn, Ala.	4/25
1958	W, 3-2 (14)	Tuscaloosa, Ala.	5/14
1958	W, 5-4	Tuscaloosa, Ala.	5/15
1959	W, 8-6	Auburn, Ala.	4/6
1959	W, 8-6	Tuscaloosa, Ala.	5/4
1960	W, 11-10	Auburn, Ala.	4/5
1962	L, 6-7 (10)	Tuscaloosa, Ala.	5/2
1962	L, 5-11	Auburn, Ala.	5/7
1967	L, 0-3	Auburn, Ala.	3/28
1967	W, 7-6	Tuscaloosa, Ala.	4/25
1968	L, 1-2	Tuscaloosa, Ala.	4/2
1968	L, 2-9	Auburn, Ala.	4/30
1969	L, 1-2	Tuscaloosa, Ala.	4/15
1969	W, 5-1	Auburn, Ala.	5/6
1970	L, 1-8	Tuscaloosa, Ala.	4/21
1970	W, 3-2 (11)	Auburn, Ala.	5/5
1971	W, 12-8	Auburn, Ala.	4/23
1971	L, 5	Tuscaloosa, Ala.	5/4
1972	W, 3-0	Auburn, Ala.	4/4
1972	L, 6-8	Auburn, Ala.	4/4
1972	W, 8-4	Tuscaloosa, Ala.	4/25
1972	L, 1-9	Tuscaloosa, Ala.	4/25

1973	W, 3-2	Tuscaloosa, Ala.	4/3
1973	L, 3-6	Tuscaloosa, Ala.	4/3
1973	W, 6-3	Auburn, Ala.	4/24
1973	W, 7-4	Auburn, Ala.	4/24
1974	W, 4-1	Tuscaloosa, Ala.	4/9
1974	W, 2-1	Tuscaloosa, Ala.	4/9
1974	W, 6-2	Auburn, Ala.	4/16
1974	L, 0-6	Auburn, Ala.	4/16
1975	L, 0-2	Tuscaloosa, Ala.	4/8
1975	W, 12-0	Tuscaloosa, Ala.	4/8
1975	W, 4-3	Auburn, Ala.	5/6
1975	L, 2-6	Auburn, Ala.	5/6
1976	W, 4-0	Tuscaloosa, Ala.	3/8
1976	W, 5-2	Tuscaloosa, Ala.	3/8
1976	W, 11-5	Tuscaloosa, Ala.	3/9
1977	L, 5-11	Tuscaloosa, Ala.	4/9
1977	W, 5-2	Tuscaloosa, Ala.	4/9
1977	L, 5-12	Tuscaloosa, Ala.	4/10
1978	L, 5-9	Tuscaloosa, Ala.	3/4
1978	W, 5-3	Tuscaloosa, Ala.	3/5
1978	W, 3-1	Tuscaloosa, Ala.	3/5
1978	W, 13-5	Auburn, Ala.	4/8
1978	W, 11-5	Auburn, Ala.	4/8
1978	W, 12-2 (6)	Auburn, Ala.	4/9
1979	W, 10-2 (7)	Auburn, Ala.	3/31
1979	W, 3-2 (7)	Auburn, Ala.	3/31
1979	W, 9-4	Auburn, Ala.	4/1
1979	W, 11-4 (7)	Tuscaloosa, Ala.	5/5
1979	L, 1-4 (7)	Tuscaloosa, Ala.	5/5
1979	L, 3-4	Tuscaloosa, Ala.	5/6
1980	W, 10-7 (7)	Tuscaloosa, Ala.	3/28
1980	W, 3-2 (7)	Tuscaloosa, Ala.	3/29
1980	L, 3-8	Tuscaloosa, Ala.	3/30
1980	W, 5-3 (7)	Auburn, Ala.	5/3
1980	W, 8-5 (7)	Auburn, Ala.	5/4
1980	W, 5-4 (7)	Auburn, Ala.	5/4
1981	L, 1-2 (7)	Auburn, Ala.	3/28
1981	L, 0-2 (7)	Auburn, Ala.	3/28
1981	L, 3-8	Auburn, Ala.	3/29
1981	L, 3-10 (7)	Tuscaloosa, Ala.	5/2
1981	L, 5-6 (8)	Tuscaloosa, Ala.	5/2
1981	L, 3-13	Tuscaloosa, Ala.	5/3
1982	L, 7-8 (10)	Tuscaloosa, Ala.	3/27
1982	L, 5-8 (7)	Tuscaloosa, Ala.	3/28
1982	L, 10-11 (8)	Tuscaloosa, Ala.	3/28
1982	W, 8-7 (8)	Auburn, Ala.	5/7
1982	W, 8-5 (8)	Auburn, Ala.	5/7
1982	L, 9-14	Auburn, Ala.	5/2
1983	L, 3-12	Birmingham, Ala.	3/31
1983	L, 5-6	Tuscaloosa, Ala.	4/2
1983	L, 2-3	Tuscaloosa, Ala.	4/3
1983	W, 7-6	Tuscaloosa, Ala.	4/3
1983	L, 1-9	Auburn, Ala.	5/7
1983	L, 4-6	Auburn, Ala.	5/7
1983	L, 5-13	Auburn, Ala.	5/8
1984	L, 0-6 (7)	Tuscaloosa, Ala.	3/25
1984	W, 6-4 (7)	Tuscaloosa, Ala.	3/25
1984	L, 13-15	Birmingham, Ala.	4/23
1984	W, 3-2 (7)	Auburn, Ala.	4/28
1984	W, 2-1 (7)	Auburn, Ala.	4/28
1984	L, 2-6	Auburn, Ala.	4/29
1985	W, 4-2 (7)	Auburn, Ala.	3/2
1985	L, 2-4 (7)	Auburn, Ala.	3/2
1985	W, 9-7	Auburn, Ala.	3/3
1985	L, 2-3 (7)	Tuscaloosa, Ala.	4/6
1985	W, 17-8 (7)	Tuscaloosa, Ala.	4/6
1985	W, 10-6	Tuscaloosa, Ala.	4/7
1985	W, 10-6	Tuscaloosa, Ala.	5/2
1986	L, 6-12	Mobile, Ala.	4/9
1986	L, 0-7 (7)	Auburn, Ala.	4/19
1986	L, 1-3 (7)	Tuscaloosa, Ala.	4/19
1986	L, 1-5	Tuscaloosa, Ala.	4/20
1986	W, 10-1	Auburn, Ala.	
1986	L, 8-13	Auburn, Ala.	
1986	L, 7-8 (11)	Baton Rouge, La.	5/9
1987	W, 7-2 (7)	Auburn, Ala.	4/25
1987	L, 4-9 (7)	Auburn, Ala.	4/25
1987	W, 9-4	Auburn, Ala.	4/26
1987	W, 6-0	Huntsville, Ala.	5/12
1988	W, 3-1 (11)	Huntsville, Ala.	4/12
1988	L, 2-12 (7)	Tuscaloosa, Ala.	4/23
1988	L, 6-7 (7)	Tuscaloosa, Ala.	4/24
1988	L, 1-6	Dothan, Ala.	4/27
1989	W, 21-9	Huntsville, Ala.	3/30
1989	L, 5-7 (11)	Auburn, Ala.	4/22
1989	W, 2-0 (7)	Auburn, Ala.	4/22
1989	L, 7-9	Auburn, Ala.	4/23
1989	L, 6-8	Dothan, Ala.	5/3
1990	W, 7-6	Auburn, Ala.	4/21
1990	W, 2-0 (7)	Auburn, Ala.	4/21
1990	W, 9-5	Auburn, Ala.	4/22
1990	L, 2-9	Montgomery, Ala.	4/24
1990	L, 8-11	Huntsville, Ala.	4/30
1991	W, 19-11	Tuscaloosa, Ala.	4/20
1991	W, 17-8 (7)	Tuscaloosa, Ala.	4/20
1991	L, 6-7	Tuscaloosa, Ala.	4/21
1991	W, 11-2	Montgomery, Ala.	4/23
1992	L, 1-7	Montgomery, Ala.	3/26
1992	W, 7-5	Dothan, Ala.	4/7

1992	L, 6-7	Tuscaloosa, Ala.	5/9
1992	W, 5-2 (7)	Tuscaloosa, Ala.	5/9
1992	W, 9-7	Tuscaloosa, Ala.	5/10
1993	L, 5-6	Huntsville, Ala.	3/24
1993	W, 11-3	Montgomery, Ala.	5/14
1993	L, 0-11	Auburn, Ala.	5/15
1993	W, 2-1	Auburn, Ala.	5/16
1993	W, 13-4	Baton Rouge, La.	5/20
1994	W, 8-7	Montgomery, Ala.	5/4
1994	L, 5-6	Huntsville, Ala.	5/12
1994	W, 5-4	Tuscaloosa, Ala.	5/13
1994	W, 6-3	Tuscaloosa, Ala.	5/14
1995	W, 6-1	Hoover, Ala.	3/29
1995	W, 10-8	Huntsville, Ala.	4/4
1995	L, 5-10	Montgomery, Ala.	5/12
1995	W, 3-1	Auburn, Ala.	5/13
1995	L, 4-7	Auburn, Ala.	5/14
1996	L, 0-2	Montgomery, Ala.	4/2
1996	L, 0-1	Tuscaloosa, Ala.	5/10
1996	L, 1-7	Hoover, Ala.	5/11
1996	L, 0-4	Tuscaloosa, Ala.	5/12
1997	W, 13-8	Auburn, Ala.	4/12
1997	L, 7-22	Auburn, Ala.	4/13
1997	L, 11-12 (11)	Auburn, Ala.	4/14
1998	L, 7-9	Tuscaloosa, Ala.	5/8
1998	W, 15-4 (8)	Tuscaloosa, Ala.	5/9
1998	L, 4-10	Tuscaloosa, Ala.	5/10
1998	W, 11-8	Columbus, Ga.	5/13
1998	L, 3-5	Columbus, Ga.	5/16
1998	W, 9-1	Columbus, Ga.	5/16
1999	W, 15-4	Auburn, Ala.	3/26
1999	W, 10-2	Auburn, Ala.	3/27
1999	L, 4-10	Auburn, Ala.	3/28
2000	L, 2-7	New Orleans, La.	2/20
2000	L, 2-3	Tuscaloosa, Ala.	5/5
2000	W, 6-3	Tuscaloosa, Ala.	5/6
2000	L, 4-13	Tuscaloosa, Ala.	5/7
2001	W, 5-4 (11)	Auburn, Ala.	4/20
2001	W, 7-5	Auburn, Ala.	4/21
2001	W, 10-5	Auburn, Ala.	4/22
2002	L, 6-8	Tuscaloosa, Ala.	4/26
2002	L, 5-6	Tuscaloosa, Ala.	4/27
2002	L, 0-7	Tuscaloosa, Ala.	4/28
2002	L, 3-6	Tuscaloosa, Ala.	6/1
2003	W, 10-2	Auburn, Ala.	4/4
2003	L, 2-3	Auburn, Ala.	4/5
2003	W, 7-6	Auburn, Ala.	4/6
2003	L, 5-7	Hoover, Ala.	5/23
2003	L, 3-13 (7)	Hoover, Ala.	5/24
2004	W, 8-2	Tuscaloosa, Ala.	4/16
2004	W, 7-1	Tuscaloosa, Ala.	4/17
2004	L, 0-19	Tuscaloosa, Ala.	4/18
2005	W, 8-1	Auburn, Ala.	5/20
2005	L, 6-8	Auburn, Ala.	5/21
2005	L, 9-11	Auburn, Ala.	5/22
2006	L, 5-6 (10)	Tuscaloosa, Ala.	4/28
2006	W, 7-6	Tuscaloosa, Ala.	4/29
2006	L, 1-9	Tuscaloosa, Ala.	4/30
2007	W, 12-5	Auburn, Ala.	4/20
2007	W, 6-3	Auburn, Ala.	4/21
2007	L, 4-12	Auburn, Ala.	4/22
2008	W, 5-4	Tuscaloosa, Ala.	4/25
2008	L, 4-5	Tuscaloosa, Ala.	4/26
2008	L, 7-17	Tuscaloosa, Ala.	4/27
2009	W, 8-7	Montgomery, Ala.	3/10
2009	W, 3-2 (10)	Auburn, Ala.	5/14
2009	W, 3-1	Auburn, Ala.	5/15
2009	L, 3-13 (7)	Auburn, Ala.	5/16
2010	W, 8-6	Montgomery, Ala.	3/24
2010	L, 5-6	Tuscaloosa, Ala.	4/2
2010	W, 7-1	Tuscaloosa, Ala.	4/3
2010	L, 1-7	Hoover, Ala.	5/26
2011	W, 2-1	Montgomery, Ala.	3/15
2011	W, 7-5	Auburn, Ala.	5/14
2011	W, 8-7	Auburn, Ala.	5/14
2011	L, 6-7	Auburn, Ala.	5/15
2012	W, 8-3	Montgomery, Ala.	3/6
2012	L, 6-10	Tuscaloosa, Ala.	4/6
2012	L, 3-4	Tuscaloosa, Ala.	4/7
2012	L, 2-6	Tuscaloosa, Ala.	4/8
2013	W, 6-3	Montgomery, Ala.	3/



RESULTS VS. OPPONENTS

Table listing game results from 1995 to 2018, including date, score, location, and opponent.

ARKANSAS-PB (AU leads, 1-0) table with columns for Year, Result, Location, and Date.

ARKANSAS ST. (AU leads, 1-0) table with columns for Year, Result, Location, and Date.

ARMY (AU leads, 2-0) table with columns for Year, Result, Location, and Date.

ATLANTA BAPTIST (AU leads, 3-0) table with columns for Year, Result, Location, and Date.

AU RAMBLERS (AU leads, 1-0) table with columns for Year, Result, Location, and Date.

AUSTIN PEAY (AU leads, 5-1) table with columns for Year, Result, Location, and Date.

BELMONT (AU leads, 2-1) table with columns for Year, Result, Location, and Date.

BERRY COLLEGE (AU leads, 4-0) table with columns for Year, Result, Location, and Date.

BETHUNE-COOKMAN (AU leads, 3-1) table with columns for Year, Result, Location, and Date.

BILL WHITE'S TM (AU leads, 1-0) table with columns for Year, Result, Location, and Date.

BINGHAMTON (AU leads, 2-1) table with columns for Year, Result, Location, and Date.

B'HAM SOUTHERN (AU leads, 31-10) table with columns for Year, Result, Location, and Date.

BONA ALLEN (AU trails, 0-4) table with columns for Year, Result, Location, and Date.

Table listing game results from 1935 to 1936, including date, score, location, and opponent.

BOSTON COLLEGE (AU leads, 3-1) table with columns for Year, Result, Location, and Date.

BRADLEY (AU leads, 1-0) table with columns for Year, Result, Location, and Date.

BROWN (AU leads, 7-0) table with columns for Year, Result, Location, and Date.

BRYANT (AU leads, 3-0) table with columns for Year, Result, Location, and Date.

BYU (AU leads, 3-0) table with columns for Year, Result, Location, and Date.

CALIFORNIA (AU trails, 1-0) table with columns for Year, Result, Location, and Date.

CALLAWAY MILLS (AU leads, 2-0) table with columns for Year, Result, Location, and Date.

CAMPBELL (AU leads, 5-1) table with columns for Year, Result, Location, and Date.

CAMP RUCKER (AU leads, 2-0) table with columns for Year, Result, Location, and Date.

UCF (AU leads, 5-1) table with columns for Year, Result, Location, and Date.

CENTRE COLLEGE (AU leads, 4-0) table with columns for Year, Result, Location, and Date.

CHA. SOUTHERN (AU leads, 4-0) table with columns for Year, Result, Location, and Date.

CHATHAHOOCHEE (AU leads, 2-0) table with columns for Year, Result, Location, and Date.

Table listing game results from 1943, including date, score, location, and opponent.

CHATTANOOGA (AU trails, 1-2) table with columns for Year, Result, Location, and Date.

CINCINNATI (AU leads, 2-0) table with columns for Year, Result, Location, and Date.

CLEMSON (AU leads, 48-42-3) table with columns for Year, Result, Location, and Date.





RESULTS VS. OPPONENTS

2003	L, 8-11	Auburn, Ala.	2/22
2003	W, 7-3	Auburn, Ala.	2/23
2003	W, 15-0	Auburn, Ala.	5/31
2004	L, 9-14	Clemson, S.C.	3/12
2004	W, 5-4	Clemson, S.C.	3/13
2004	W, 9-6	Clemson, S.C.	3/14
2005	W, 6-5	Auburn, Ala.	3/4
2005	W, 8-4	Auburn, Ala.	3/5
2005	L, 3-14	Auburn, Ala.	3/6
2010	L, 2-5	Auburn, Ala.	6/5
2010	W, 11-10	Auburn, Ala.	6/6
2010	L, 7-13	Auburn, Ala.	6/7

CLEVELAND ST. (AU leads, 4-0)

Year	Result	Location	Date
1973	W, 13-2	Auburn, Ala.	3/21
1973	W, 6-0	Auburn, Ala.	3/22
1974	W, 5-0	Auburn, Ala.	3/23
1974	W, 5-1	Auburn, Ala.	3/23

COLL. OF CHARLESTON (tied, 2-2)

Year	Result	Location	Date
2011	W, 7-4	Charleston, S.C.	3/5
2013	W, 5-1	Auburn, Ala.	2/23
2015	L, 6-7 (11)	Tallahassee, Fla.	5/29
2015	L, 2-3	Tallahassee, Fla.	5/31

COLUMBUS ST. (AU leads, 27-7)

Year	Result	Location	Date
1974	W, 5-2	Auburn, Ala.	3/22
1974	W, 10-4	Auburn, Ala.	3/22
1975	W, 16-1	Auburn, Ala.	3/25
1975	W, 9-6	Auburn, Ala.	3/25
1977	L, 5-7	Auburn, Ala.	4/27
1977	W, 15-3	Columbus, Ga.	5/2
1978	W, 6-5	Auburn, Ala.	4/25
1978	W, 14-4	Columbus, Ga.	5/4
1979	W, 11-4	Auburn, Ala.	4/9
1979	L, 3-6	Columbus, Ga.	5/1
1980	L, 4-5	Columbus, Ga.	2/28
1980	W, 9-4	Auburn, Ala.	3/11
1980	W, 6-5 (10)	Auburn, Ala.	4/10
1980	L, 5-7	Columbus, Ga.	4/15
1981	W, 5-1	Columbus, Ga.	3/3
1981	W, 7-6	Auburn, Ala.	5/9
1982	W, 9-7	Auburn, Ala.	4/1
1982	W, 20-2	Columbus, Ga.	4/15
1983	L, 7-8 (12)	Columbus, Ga.	3/5
1983	W, 6-4	Auburn, Ala.	4/10
1984	W, 14-3	Columbus, Ga.	4/4
1984	W, 5-2	Auburn, Ala.	5/2
1985	L, 2-7	Columbus, Ga.	3/20
1985	W, 2-1	Auburn, Ala.	4/30
1986	L, 3-7	Columbus, Ga.	
1987	W, 9-8	Auburn, Ala.	3/28
1989	W, 7-0	Auburn, Ala.	4/1
1991	W, 11-2	Auburn, Ala.	4/16
1992	W, 4-2	Auburn, Ala.	3/31
1993	W, 5-3	Auburn, Ala.	4/7
1994	W, 7-2	Auburn, Ala.	3/30
1995	W, 9-4	Auburn, Ala.	4/12
1996	W, 9-8	Auburn, Ala.	5/7
1997	W, 9-2	Auburn, Ala.	5/6

CONNECTICUT (AU leads, 1-0)

Year	Result	Location	Date
2014	W, 7-3	Port Charlotte, Fla.	2/16

COPPIN ST. (AU leads, 2-0)

Year	Result	Location	Date
2014	W, 10-0	Auburn, Ala.	3/18
2014	W, 13-2	Auburn, Ala.	3/19

CORNELL (AU leads, 1-0)

Year	Result	Location	Date
1991	W, 6-1	Auburn, Ala.	3/19

CUMBERLAND (AU leads, 7-1)

Year	Result	Location	Date
1906	W, 5-4	Auburn, Ala.	3/26
1906	W, 9-3	Auburn, Ala.	3/27
1906	PPD	Auburn, Ala.	3/28
1909	W, 5-0	Auburn, Ala.	5/11
1909	W, 17-3	Auburn, Ala.	5/12
1909	W, 7-3	Auburn, Ala.	5/13
1914	W	Auburn, Ala.	5/7
1914	W, 7-2	Auburn, Ala.	5/8
1986	L, 2-4	Auburn, Ala.	3/5

DAYTONA BEACH (AU leads, 1-0)

Year	Result	Location	Date
1940	W, 9-1	Auburn, Ala.	4/1

DAVIDSON (AU leads, 15-0)

Year	Result	Location	Date
1997	W, 14-3	Auburn, Ala.	3/5
1998	W, 20-7	Auburn, Ala.	3/3
1998	W, 12-0	Auburn, Ala.	3/4
1999	W, 16-0 (7)	Auburn, Ala.	3/2
1999	W, 16-2 (7)	Auburn, Ala.	3/3
2000	W, 10-5	Auburn, Ala.	3/7
2001	W, 16-3	Auburn, Ala.	3/7
2006	W, 8-6	Auburn, Ala.	2/28
2007	W, 10-4	Auburn, Ala.	3/6
2008	W, 10-2	Auburn, Ala.	3/4
2008	W, 8-7	Auburn, Ala.	3/5
2009	W, 7-2	Auburn, Ala.	3/3
2009	W, 14-2	Auburn, Ala.	3/4
2010	W, 7-6	Auburn, Ala.	3/3
2010	W, 7-6	Auburn, Ala.	3/3

DOTHAN (AU leads, 1-0)

Year	Result	Location	Date
1941	W, 5-0	Auburn, Ala.	4/23

DUKE (AU trails, 1-2)

Year	Result	Location	Date
1923	W, 5-3	Auburn, Ala.	4/6
1923	L, 7-10	Montgomery, Ala.	4/7
1924	L, 2-4	Auburn, Ala.	4/21

DUQUESNE (AU leads, 3-0)

Year	Result	Location	Date
1997	W, 11-2	Auburn, Ala.	3/1
1997	W, 11-0	Auburn, Ala.	3/2
1997	W, 11-5	Auburn, Ala.	3/3

EAST CAROLINA (Series tied, 1-1)

Year	Result	Location	Date
1990	L, 4-5 (7)	Auburn, Ala.	3/3
1990	W, 9-6 (7)	Auburn, Ala.	3/3

EASTERN ILLINOIS (AU leads, 2-1)

Year	Result	Location	Date
2013	L, 10-11	Auburn, Ala.	3/1
2013	W, 14-7	Auburn, Ala.	3/2
2013	W, 8-2	Auburn, Ala.	3/3

EASTERN KY. (AU trails, 1-0)

Year	Result	Location	Date
1991	L, 1-2	Macon, Ga.	3/1

EASTERN MICH. (AU leads, 3-0)

Year	Result	Location	Date
1995	W, 19-3	Auburn, Ala.	3/17
1995	W, 11-4	Auburn, Ala.	3/18
1995	W, 7-4	Auburn, Ala.	3/19

E. TENNESSEE ST. (AU leads, 4-2)

Year	Result	Location	Date
1994	L, 7-9	Auburn, Ala.	4/11
2008	W, 6-3	Auburn, Ala.	2/22
2008	W, 12-1	Auburn, Ala.	2/23
2008	W, 12-4	Auburn, Ala.	2/24
2008	W, 12-2	Auburn, Ala.	2/25
2014	L, 2-3 (10)	Auburn, Ala.	2/23

ELON (AU leads, 6-5)

Year	Result	Location	Date
2003	W, 11-1	Auburn, Ala.	2/28
2003	W, 3-1	Auburn, Ala.	3/1
2003	W, 7-1	Auburn, Ala.	3/2
2005	W, 8-7 (12)	Auburn, Ala.	2/25
2005	L, 4-6	Auburn, Ala.	2/26
2006	L, 2-10	Auburn, Ala.	2/24
2006	L, 2-3	Auburn, Ala.	2/26
2006	W, 13-3	Auburn, Ala.	2/26
2009	W, 5-3	Auburn, Ala.	2/20
2009	L, 6-11	Auburn, Ala.	2/21
2009	L, 8-9	Auburn, Ala.	2/22

FAIRFAX MILLS (AU leads, 1-0)

Year	Result	Location	Date
1937	W, 5-3	Auburn, Ala.	5/11

FAIRFIELD (Series tied, 1-1)

Year	Result	Location	Date
1978	L, 1-3	Auburn, Ala.	3/27
1979	W, 21-6	Auburn, Ala.	3/21

FAULKNER (AU leads, 4-2)

Year	Result	Location	Date
1983	W, 13-6	Auburn, Ala.	3/22
1983	W, 19-14	Montgomery, Ala.	4/13
1983	L, 5-7	Auburn, Ala.	5/5
1984	L, 6-9	Auburn, Ala.	4/2
1984	W, 11-7	Montgomery, Ala.	4/5
1985	W, 9-2	Auburn, Ala.	4/19

FERRIS ST. (AU leads, 2-0)

Year	Result	Location	Date
1987	W, 6-5 (7)	Auburn, Ala.	3/3
1987	W, 9-7 (7)	Auburn, Ala.	3/3

FLORIDA (AU leads, 133-117-2)

Year	Result	Location	Date
1913	W, 3-2	Gainesville, Fla.	4/10
1913	W, 8-5	Gainesville, Fla.	4/11
1913	W, 4-2	Gainesville, Fla.	4/12
1914	W, 8-1	Gainesville, Fla.	4/9
1914	W, 4-3	Gainesville, Fla.	4/10
1914	L, 3-5	Gainesville, Fla.	4/11
1915	W, 8-2	Tallahassee, Fla.	4/23
1915	W, 7-2	Tallahassee, Fla.	4/24
1915	T, 5-5	Tallahassee, Fla.	4/24
1916	W, 7-0	Auburn, Ala.	5/12
1916	W, 14-3	Auburn, Ala.	5/13
1916	W, 7-1	Auburn, Ala.	5/13
1920	W, 7-2	Tallahassee, Fla.	5/4
1920	W, 1-0	Tallahassee, Fla.	5/5
1920	T, 1-1	Tallahassee, Fla.	5/5
1924	W, 10-3	Gainesville, Fla.	4/18
1924	L, 3-4	Gainesville, Fla.	4/19
1926	W, 2-1	Gainesville, Fla.	4/27
1926	W, 4-3	Gainesville, Fla.	4/28
1927	W, 2-1	Auburn, Ala.	4/4
1927	L, 0-1	Auburn, Ala.	4/5
1927	L, 8-9	Gainesville, Fla.	4/25
1927	L, 3-4	Gainesville, Fla.	4/26
1927	W, 5-0	Gainesville, Fla.	4/27
1928	W, 4-1	Auburn, Ala.	4/11
1928	W, 10-5	Auburn, Ala.	4/12
1928	L, 5-6	Gainesville, Fla.	4/26
1928	W, 2-0	Gainesville, Fla.	4/27
1928	W, 2-1	Gainesville, Fla.	4/28
1929	W, 9-7	Gainesville, Fla.	4/25
1929	W, 7-3	Gainesville, Fla.	4/26
1929	W, 7-6	Gainesville, Fla.	4/27
1930	L, 2-3	Gainesville, Fla.	4/24
1930	W, 3-2	Gainesville, Fla.	4/25
1930	L, 3-4	Gainesville, Fla.	4/26
1931	W, 6-3	Gainesville, Fla.	5/1
1931	L, 1-5	Gainesville, Fla.	5/2
1931	L, 1-5	Gainesville, Fla.	5/8
1931	W, 4-3	Gainesville, Fla.	5/9
1932	W, 5-2	Auburn, Ala.	4/22
1932	W, 6-2	Auburn, Ala.	4/23
1935	W, 7-6	Gainesville, Fla.	4/18
1935	W, 9-4	Gainesville, Fla.	4/19
1935	L, 6-8	Gainesville, Fla.	4/20
1936	W, 10-2	Auburn, Ala.	4/15
1936	W, 4-1	Auburn, Ala.	4/16
1937	W, 9-7	Gainesville, Fla.	4/23
1937	W, 9-4	Gainesville, Fla.	4/24
1938	L, 3-4	Auburn, Ala.	4/15
1938	W, 6-5	Auburn, Ala.	4/16
1939	L, 2-9	Gainesville, Fla.	5/5
1939	W, 11-2	Gainesville, Fla.	5/6
1940	W, 2-1	Auburn, Ala.	5/3
1940	L, 2-4	Auburn, Ala.	5/4
1941	W, 10-9	Gainesville, Fla.	5/2
1941	L, 5-6	Gainesville, Fla.	5/3
1946	W, 3-1	Auburn, Ala.	4/12
1946	L, 1-4	Auburn, Ala.	4/13
1946	W, 7-1	Gainesville, Fla.	4/29
1946	W, 8-3	Gainesville, Fla.	4/30
1947	W, 3-1	Auburn, Ala.	4/25
1947	W, 7-3	Auburn, Ala.	4/26
1947	W, 18-7	Gainesville, Fla.	5/12
1947	W, 9-2	Gainesville, Fla.	5/13
1948	W, 12-1	Auburn, Ala.	4/21
1948	W, 9-5	Auburn, Ala.	4/22
1949	L, 4-8	Gainesville, Fla.	5/6
1949	W, 2-1	Gainesville, Fla.	5/7
1950	L, 6-7	Gainesville, Fla.	3/24
1950	L, 4-14	Gainesville, Fla.	3/25
1950	W, 5-4	Auburn, Ala.	4/26
1950	L, 3-5	Auburn, Ala.	4/27
1951	W, 10-2	Gainesville, Fla.	5/4
1951	L, 5-19	Gainesville, Fla.	5/5

1951	W, 7-5	Auburn, Ala.	5/11
1951	W, 8-1	Auburn, Ala.	5/12
1952	L, 8-12	Auburn, Ala.	5/2
1952	L, 5-7	Auburn, Ala.	5/3
1952	L, 2-3	Gainesville, Fla.	5/9
1952	W, 8-5	Gainesville, Fla.	5/10
1953	L, 5-6	Gainesville, Fla.	4/17
1953	W, 9-8	Gainesville, Fla.	4/18
1953	L, 2-6	Auburn, Ala.	5/1
1954	W, 8-4	Gainesville, Fla.	4/24
1954	W, 2-1	Gainesville, Fla.	4/24
1954	L, 1-2	Auburn, Ala.	4/30
1954	W, 5-2	Auburn, Ala.	5/1
1955	L, 3-11	Auburn, Ala.	4/22
1955	W, 17-7	Auburn, Ala.	4/23
1955	L, 8-9	Gainesville, Fla.	4/29
1955	L, 2-8	Gainesville, Fla.	4/30
1956	W, 11-0	Auburn, Ala	



RESULTS VS. OPPONENTS

Table of game results from 1987 to 2018, listing Year, Result, Location, and Date for various opponents like Auburn, Fla., Gainesville, Fla., Starkville, Miss., etc.

FLORIDA A&M (AU leads, 4-0)

Table of game results for Florida A&M from 2012 to 2017.

FAU (AU leads, 3-1)

Table of game results for FAU from 1998 to 2010.

FIU (AU leads, 4-2)

Table of game results for FIU from 1983 to 1984.

FLA. SOUTHERN (AU leads, 2-0)

Table of game results for Fla. Southern from 1950 to 1956.

FLORIDA ST. (AU trails, 75-44)

Large table of game results for Florida State from 1904 to 2018, listing Year, Result, Location, and Date.

Table of game results from 1980 to 2017, listing Year, Result, Location, and Date for various opponents like Auburn, Fla., Tallahassee, Fla., etc.

FT. BENNING (AU leads, 26-13)

Table of game results for Ft. Benning from 1921 to 1955.

FURMAN (AU leads, 6-2)

Table of game results for Furman from 1920 to 2000.

GADSDEN (AU leads, 1-0)

Table of game results for Gadsden from 1940.

GEORGE WASH. (AU leads, 3-1)

Table of game results for George Washington from 2017.

GEORGIA (AU leads, 178-166-4)

Large table of game results for Georgia from 1896 to 2017, listing Year, Result, Location, and Date.





RESULTS VS. OPPONENTS

1927	W, 6-2	Auburn, Ala.	3/31	1957	W, 11-0	Auburn, Ala.	3/23
1928	T, 3-3	Auburn, Ala.	4/9	1958	W, 5-1	Athens, Ga.	3/28
1928	W, 5-1	Athens, Ga.	5/8	1958	W, 5-3	Athens, Ga.	3/29
1929	L, 3-5	Athens, Ga.	4/8	1958	L, 7-14	Auburn, Ala.	5/2
1929	L, 7-8	Athens, Ga.	4/9	1958	W, 4-1	Auburn, Ala.	5/3
1929	L, 1-11	Auburn, Ala.	5/10	1959	L, 3-9		3/27
1929	W, 6-2	Auburn, Ala.	5/11	1959	W, 8-5		3/28
1930	L, 2-4	Auburn, Ala.	4/11	1959	W, 13-3		5/1
1930	L, 3-7	Auburn, Ala.	4/12	1959	W, 7-1		5/2
1930	L, 0-2	Athens, Ga.	5/2	1960	W, 8-5	Athens, Ga.	4/15
1930	W, 8-6	Athens, Ga.	5/3	1960	W, 15-4	Athens, Ga.	4/16
1931	W, 12-2	Athens, Ga.	4/22	1960	W, 7-3	Auburn, Ala.	5/9
1931	W, 13-7	Athens, Ga.	4/23	1960	W, 7-6 (11)	Auburn, Ala.	5/10
1931	W, 3-1	Auburn, Ala.	4/27	1961	W, 6-4	Auburn, Ala.	4/14
1931	W, 7-6	Auburn, Ala.	4/28	1961	L, 0-2 (5)	Auburn, Ala.	4/15
1932	W, 3-1	Auburn, Ala.	4/8	1961	W, 2-1	Athens, Ga.	5/5
1932	W, 9-0	Auburn, Ala.	4/9	1961	L, 4-9	Athens, Ga.	5/6
1932	L, 1-5	Athens, Ga.	4/18	1962	L, 4-6	Athens, Ga.	4/13
1932	L, 3-11	Athens, Ga.	4/19	1962	W, 2-1	Athens, Ga.	4/14
1933	T, 8-8	Auburn, Ala.	4/14	1962	W, 5-3	Auburn, Ala.	5/4
1933	L, 1-8	Athens, Ga.	4/21	1962	W, 12-6		5/5
1934	W, 9-8	Auburn, Ala.	4/13	1963	W, 11-0		3/22
1934	L, 7-12	Auburn, Ala.	4/14	1963	W, 5-4		3/23
1934	L, 6-10	Athens, Ga.	4/20	1963	L, 4-6		5/1
1934	L, 0-5	Athens, Ga.	4/21	1963	W, 5-3		5/1
1935	W, 4-3	Auburn, Ala.	4/5	1964	L, 5-6		3/27
1935	L, 5-11	Auburn, Ala.	4/6	1964	W, 3-2		3/28
1935	W, 7-2	Athens, Ga.	4/10	1964	W, 6-1		4/17
1935	L	Athens, Ga.	4/11	1964	W, 5-4		4/18
1936	W, 3-2	Athens, Ga.	4/10	1965	W, 4-3		3/27
1936	L, 3-8	Athens, Ga.	4/11	1965	W, 6-1		3/27
1936	W, 6-2	Athens, Ga.	4/17	1965	L, 3-5		4/23
1936	W, 3-0	Athens, Ga.	4/18	1965	W, 3-1		4/24
1937	W, 7-4	Athens, Ga.	4/9	1966	L, 3-4	Athens, Ga.	4/15
1937	W, 12-7	Athens, Ga.	4/10	1966	W, 5-2	Athens, Ga.	4/16
1937	W, 2-1	Auburn, Ala.	4/16	1966	L, 2-3	Auburn, Ala.	5/6
1937	W, 7-2	Auburn, Ala.	4/17	1966	L, 2-9	Auburn, Ala.	5/7
1938	W, 3-2	Auburn, Ala.	4/22	1967	W, 6-0	Auburn, Ala.	3/31
1938	L, 2-1	Auburn, Ala.	4/23	1967	W, 5-4	Auburn, Ala.	4/1
1938	L, 7-11	Athens, Ga.	5/6	1967	W, 1-0	Athens, Ga.	5/5
1938	W, 12-10	Athens, Ga.	5/7	1967	W, 19-0	Athens, Ga.	5/6
1939	W, 5-2	Auburn, Ala.	4/21	1968	W, 8-2	Athens, Ga.	5/3
1939	L, 3-6	Auburn, Ala.	4/22	1968	L, 3-4	Athens, Ga.	5/4
1939	W, 10-7	Athens, Ga.	5/3	1968	W, 7-6	Auburn, Ala.	5/10
1939	L, 3-5	Athens, Ga.	5/4	1968	W, 8-1	Auburn, Ala.	5/11
1940	L, 0-4	Auburn, Ala.	4/12	1969	W, 7-3	Auburn, Ala.	4/18
1940	L, 3-14	Auburn, Ala.	4/13	1969	L, 3-5	Auburn, Ala.	4/19
1940	L, 5-6	Athens, Ga.	4/22	1969	L, 2-7	Athens, Ga.	5/9
1940	W, 11-6	Athens, Ga.	4/23	1969	L, 7-10	Athens, Ga.	5/10
1941	L, 4-30	Athens, Ga.	4/11	1970	L, 0-1	Athens, Ga.	4/18
1941	L, 3-8	Athens, Ga.	4/12	1970	L, 4-5 (10)	Athens, Ga.	4/18
1941	W, 3-2	Auburn, Ala.	4/18	1970	W, 4-3 (13)	Auburn, Ala.	5/8
1941	W, 10-9	Auburn, Ala.	4/19	1970	W, 4-3 (11)	Auburn, Ala.	5/9
1942	L, 4-8	Athens, Ga.	4/3	1971	W, 13-7		4/17
1942	W, 8-3	Athens, Ga.	4/4	1971	W, 8-7		4/19
1942	L, 13-17	Auburn, Ala.	4/17	1971	L, 6-8		5/7
1942	L, 3-7	Auburn, Ala.	4/18	1971	L, 2-4		5/8
1943	W, 14-3	Athens, Ga.	4/16	1972	L, 6-7	Athens, Ga.	4/14
1943	L, 5-6	Athens, Ga.	4/17	1972	W, 10-6	Athens, Ga.	4/15
1943	W, 6-4	Auburn, Ala.	4/23	1972	L, 0-2	Auburn, Ala.	5/5
1943	W, 5-4	Auburn, Ala.	4/24	1972	W, 2-1	Auburn, Ala.	5/6
1946	L	Athens, Ga.	4/26	1973	L, 6-8	Auburn, Ala.	4/13
1946	L, 5-6	Athens, Ga.	4/27	1973	L, 9-12	Auburn, Ala.	4/14
1946	W, 5-2	Auburn, Ala.	5/27	1973	L, 2-4	Athens, Ga.	5/4
1946	W, 4-3	Auburn, Ala.	5/28	1973	L, 5-6	Athens, Ga.	5/5
1947	W, 11-7	Athens, Ga.	5/6	1974	W, 5-1	Athens, Ga.	4/12
1947	L, 9-10	Athens, Ga.	5/7	1974	W, 4-2	Athens, Ga.	4/13
1947	W, 3-0	Auburn, Ala.	5/22	1974	W, 3-2	Auburn, Ala.	5/3
1947	W	Auburn, Ala.	5/23	1974	L, 5-7	Auburn, Ala.	5/4
1948	L, 2-10	Auburn, Ala.	4/10	1975	W, 8-2	Auburn, Ala.	4/11
1948	W, 6-1	Athens, Ga.	5/7	1975	L, 1-2	Auburn, Ala.	4/12
1948	W, 5-4	Athens, Ga.	5/8	1975	L, 4-11	Athens, Ga.	5/2
1949	W, 5-4	Auburn, Ala.	4/8	1976	W, 11-3	Athens, Ga.	4/2
1949	L, 2-4	Auburn, Ala.	4/9	1976	L, 2-3	Athens, Ga.	4/3
1949	L, 0-15	Athens, Ga.	4/19	1977	W, 11-2	Auburn, Ala.	4/13
1949	W, 8-4	Athens, Ga.	4/20	1978	W, 8-7	Gainesville, Fla.	5/12
1950	L, 5-8	Auburn, Ala.	4/7	1982	W, 10-7	Auburn, Ala.	3/23
1950	L, 3-5	Auburn, Ala.	4/8	1983	L, 0-5	Auburn, Ala.	3/2
1950	L, 1-11	Athens, Ga.	4/21	1983	W, 11-7	Auburn, Ala.	3/2
1950	W, 10-7	Athens, Ga.	4/22	1983	W, 11-5	Athens, Ga.	4/19
1951	L, 4-8	Auburn, Ala.	4/23	1983	W, 13-9	Athens, Ga.	4/20
1951	W, 15-5	Auburn, Ala.	4/24	1984	W, 5-3	Auburn, Ala.	4/10
1952	W, 6-1		5/13	1984	L, 6-10	Auburn, Ala.	4/11
1952	L, 4-10		5/14	1985	W, 23-11	Athens, Ga.	4/2
1953	L, 2-3		4/10	1985	L, 13-15	Athens, Ga.	4/3
1953	L, 3-8		4/11	1986	L, 1-5 (7)	Athens, Ga.	3/8
1953	L, 5-6		5/4	1986	L, 4-5 (8)	Athens, Ga.	3/8
1953	W, 7-5		5/5	1986	L, 5-8	Athens, Ga.	3/9
1954	W, 4-3	Auburn, Ala.	3/26	1986	L, 7-11	Baton Rouge, La.	5/10
1954	W, 4-3	Athens, Ga.	4/16	1987	L, 2-3 (7)	Auburn, Ala.	3/14
1954	W, 7-5	Athens, Ga.	4/17	1987	L, 5-10 (7)	Auburn, Ala.	3/14
1955	L, 8-10	Auburn, Ala.	4/11	1987	L, 1-7	Auburn, Ala.	3/15
1955	L, 4-5	Auburn, Ala.	4/12	1988	W, 8-3 (7)	Athens, Ga.	3/19
1955	L, 8-14	Auburn, Ala.	4/25	1988	W, 7-4 (7)	Athens, Ga.	3/19
1955	L, 6-16	Athens, Ga.	4/26	1988	W, 18-5	Athens, Ga.	3/20
1956	L, 3-8	Athens, Ga.	3/23	1989	L, 6-8	Auburn, Ala.	3/18
1956	W, 3-1	Athens, Ga.	3/24	1989	W, 3-0 (7)	Auburn, Ala.	3/18
1956	L, 1-2	Athens, Ga.	3/24	1989	L, 2-5	Auburn, Ala.	3/19
1957	W, 7-3	Auburn, Ala.	3/23	1989	L, 8-9	Gainesville, Fla.	5/12

1989	W, 2-1	Gainesville, Fla.	5/14
1990	L, 2-14	Athens, Ga.	3/24
1990	L, 0-7 (7)	Athens, Ga.	3/24
1990	L, 10-11	Athens, Ga.	3/25
1991	W, 10-9	Auburn, Ala.	3/23
1991	W, 3-2 (7)	Auburn, Ala.	3/23
1991	W, 6-5	Auburn, Ala.	3/24
1994	W, 23-1	Auburn, Ala.	3/25
1994	W, 9-5	Auburn, Ala.	3/26
1994	L, 12-13	Auburn, Ala.	3/27
1995	W, 5-4	Athens, Ga.	3/24
1995	W, 9-4	Athens, Ga.	3/25
1995	W, 2-0	Athens, Ga.	3/26
1996	W, 3-2	Athens, Ga.	3/22
1996	L, 4-7	Athens, Ga.	3/23
1996	L, 10-12	Athens, Ga.	3/24
1997	W, 14-1	Auburn, Ala.	3/21
1997	W, 9-2	Auburn, Ala.	3/22
1997	W, 13-6	Auburn, Ala.	3/23
1998	W, 7-5	Athens, Ga.	3/20
1998	W, 9-4	Athens, Ga.	3/21
1998	W, 19-5	Athens, Ga.	3/22
1999	W, 8-2	Auburn, Ala.	5/14
1999	W, 11-8	Auburn, Ala.	5/15
1999	W, 13-2	Auburn, Ala.	5/16
2000	W, 18-6	Auburn, Ala.	3/24
2000	W, 9-4	Auburn, Ala.	3/25
2000	W, 9-8	Auburn, Ala.	3/26
2001	L, 6-9	Athens, Ga.	3/23
2001	L, 4-8	Athens, Ga.	3/24
2001	L, 4-5	Athens, Ga.	3/25
2001	L, 4-8	Hoover, Ala.	5/16
2002	W, 10-9	Auburn, Ala.	5/10
2002	L, 9-10 (11)	Auburn, Ala.	5/11
2002	W, 8-7	Auburn, Ala.	5/12
2003	W, 4-3 (13)	Athens, Ga.	3/28
2003	W, 6-3	Athens, Ga.	3/29
2003	L, 6-7	Athens, Ga.	3/30
2004	L, 2-11	Auburn, Ala.	5/14
2004	L, 0-4	Auburn, Ala.	5/15
2004	W, 4-3	Auburn, Ala.	5/16
2005	W, 5-4	Athens, Ga.	5/13
2005	L, 5-7	Athens, Ga.	5/14
2005	L, 4-10	Athens, Ga.	5/15
2006	L, 7-10	Auburn, Ala.	5/12
2006	L, 3-4	Auburn, Ala.	5/13
2006	L, 4-9	Auburn, Ala.	5/14
2007	L, 3-4	Athens, Ga.	3/16
2007	L, 2-3	Athens, Ga.	3/17
2007	L, 2-6	Athens, Ga.	3/18
2010	W, 20-3	Athens, Ga.	3/19
2010	W, 4-3	Athens, Ga.	3/20
2010	W, 19-3	Athens, Ga.	3/21
2011	W, 4-3 (11)	Auburn, Ala.	5/6
2011	W, 3-0	Auburn, Ala.	5/7
2011	L, 11-14	Auburn, Ala.	5/8
2011	L, 2-3	Hoover, Ala.	5/26
2012	L, 2-5	Athens, Ga.	5/4
2012	L, 5-6 (11)	Athens, Ga.	5/5
2012	L, 3-9	Athens, Ga.	5/6
2012	W, 3-2	Hoover, Ala.	5/23
2013	W, 4-3	Auburn, Ala.	4/12
2013	W, 8-4	Auburn, Ala.	4/13
2013	L, 1-7	Auburn, Ala.	4/13
2015	W, 4-2	Auburn, Ala.	4/23
2015	W, 5-1	Auburn, Ala.	4/24
2015	W, 4-1	Auburn, Ala.	4/25
2017	W, 2-1	Athens, Ga.	3/24
2017	L, 1-4	Athens, Ga.	3/25
2017	W, 4-1	Athens, Ga.	3/26

GEORGIA ST. (AU leads, 16-1)

Year	Result	Location	Date
1979	W, 7-5	Auburn, Ala.	2/27
1980	L, 4-5 (10)	Atlanta, Ga.	2/29
1980	W, 4-3	Auburn, Ala.	4/21
1981	W, 11-2	Atlanta, Ga.	3/31
1981	W, 11-2	Auburn, Ala.	4/21
1982	W, 3-1	Auburn, Ala.	4/7
1982	W, 11-1	Atlanta, Ga.	5/11
1993	W, 11-0	Auburn, Ala.	4/14
1994	W, 18-13	Auburn, Ala.	3/10
1994	W, 5-2	Auburn, Ala.	3/31
1996	W, 11-4	Auburn, Ala.	4/24
2008	W, 9-6	Auburn, Ala.	4/8
2009	W, 4-2	Auburn, Ala.	4/7
2010	W, 22-7	Auburn, Ala.	4/6
2015	W, 4-2	Auburn, Ala.	4/8
2016	W, 7-4	Auburn, Ala.	4/5
2018	W, 3-2	Auburn, Ala.	2/20

GA. TECH (AU leads, 119-109-6)

Year	Result	Location	Date
1897	W, 6-4	Auburn, Ala.	4/10
1898	L, 4-3	Auburn, Ala.	4/15
1899	L, 8-10	Auburn, Ala.	4/8
1899	L, 4-6	Atlanta, Ga.	4/22
1900	W, 9-4	Auburn, Ala.	5/5
1901	L, 12-15	Atlanta, Ga.	5/4
1901	L	Atlanta, Ga.	5/5
1903	L, 7-8		



RESULTS VS. OPPONENTS

Table of game results from 1928 to 1961, listing year, result, and location.

Table of game results from 1961 to 2005, listing year, result, and location.

Table of game results from 2006 to 2017, listing year, result, and location.

Table of game results from 1972 to 2017, listing year, result, and location.

Table of game results from 1972 to 2017, listing year, result, and location.

HOLY CROSS (AU leads, 3-0)

Table for Holy Cross results: Year, Result, Location, Date.

HOUSTON (AU leads, 2-1)

Table for Houston results: Year, Result, Location, Date.

HUNTINGDON (AU leads, 16-5)

Table for Huntingdon results: Year, Result, Location, Date.

ILLINOIS (Series tied, 2-2)

Table for Illinois results: Year, Result, Location, Date.

ILLINOIS ST. (AU trails, 3-2)

Table for Illinois St. results: Year, Result, Location, Date.

INDIANA (AU leads, 4-1)

Table for Indiana results: Year, Result, Location, Date.

IU-SOUTHEAST (AU leads, 1-0)

Table for IU-Southeast results: Year, Result, Location, Date.

INDIANA ST. (AU leads, 5-0)

Table for Indiana St. results: Year, Result, Location, Date.

JACKSON ST. (Series tied, 1-1)

Table for Jackson St. results: Year, Result, Location, Date.

JACKSONVILLE (AU leads, 11-8)

Table for Jacksonville results: Year, Result, Location, Date.

GOODYEAR (AU trails, 1-3-1)

Table for Goodyear results: Year, Result, Location, Date.

GUNTER FIELD (AU trails 1-2)

Table for Gunter Field results: Year, Result, Location, Date.

HAMILTON, ONT. (AU leads, 1-0)

Table for Hamilton, Ont. results: Year, Result, Location, Date.

HIRAM (AU leads, 1-0)

Table for Hiram results: Year, Result, Location, Date.

HOFSTRA (AU leads, 12-0)

Table for Hofstra results: Year, Result, Location, Date.

KENNESAW ST. (AU leads, 6-3)

Table for Kennesaw St. results: Year, Result, Location, Date.

KENTUCKY (AU leads, 80-45)

Table for Kentucky results: Year, Result, Location, Date.





RESULTS VS. OPPONENTS

1969	W, 2-0	Auburn, Ala.	4/28
1969	W, 12-2	Auburn, Ala.	4/29
1970	W, 1-0	Lexington, Ky.	4/25
1970	W, 4-2	Lexington, Ky.	4/25
1971	L, 5-6	Auburn, Ala.	4/9
1971	W, 2-0	Auburn, Ala.	4/10
1971	L, 13-14	Auburn, Ala.	4/12
1972	W, 5-2	Lexington, Ky.	4/8
1972	L, 4-5	Lexington, Ky.	4/8
1973	W, 5-1	Auburn, Ala.	4/6
1973	W, 2-1	Auburn, Ala.	4/6
1974	L, 6-7	Lexington, Ky.	4/5
1974	W, 12-2	Lexington, Ky.	4/5
1974	W, 5-2	Lexington, Ky.	4/6
1975	L, 1-4	Auburn, Ala.	4/4
1975	W, 9-4	Auburn, Ala.	4/4
1975	W, 15-7	Auburn, Ala.	4/5
1976	L, 6-7	Lexington, Ky.	5/13
1976	W, 6-0	Auburn, Ala.	5/16
1976	W, 14-6	Auburn, Ala.	5/16
1986	W, 1-0	Auburn, Ala.	4/12
1986	W, 16-5	Auburn, Ala.	4/13
1986	W, 5-4	Auburn, Ala.	4/14
1987	W, 12-7 (7)	Lexington, Ky.	4/18
1987	L, 5-6 (7)	Lexington, Ky.	4/18
1987	L, 4-11	Lexington, Ky.	4/19
1987	W, 5-4 (10)	Athens, Ga.	5/15
1988	W, 9-1 (7)	Auburn, Ala.	4/16
1988	W, 2-0 (7)	Auburn, Ala.	4/16
1988	L, 1-2	Auburn, Ala.	4/17
1989	L, 5-7	Lexington, Ky.	4/15
1989	W, 5-3 (10)	Lexington, Ky.	4/15
1989	L, 4-9	Lexington, Ky.	4/16
1990	W, 9-6	Auburn, Ala.	4/28
1990	L, 1-5 (7)	Auburn, Ala.	4/28
1990	L, 4-7	Auburn, Ala.	4/29
1991	L, 10-11	Lexington, Ky.	4/27
1991	W, 10-3 (7)	Lexington, Ky.	4/27
1991	W, 3-1	Lexington, Ky.	4/28
1991	W, 8-5	Baton Rouge, La.	5/17
1992	L, 3-6	Auburn, Ala.	3/28
1992	L, 4-8 (7)	Auburn, Ala.	3/28
1992	L, 8-11	Auburn, Ala.	3/29
1993	W, 10-4	Lexington, Ky.	4/3
1993	W, 7-3 (7)	Lexington, Ky.	4/3
1993	W, 16-8	Lexington, Ky.	4/4
1996	W, 16-10	Auburn, Ala.	3/29
1996	L, 4-7	Auburn, Ala.	3/30
1996	W, 12-6	Auburn, Ala.	3/31
1997	W, 5-0 (5)	Lexington, Ky.	3/28
1997	L, 5-6 (12)	Lexington, Ky.	3/29
1997	W, 18-3	Lexington, Ky.	3/30
1998	L, 7-10	Auburn, Ala.	5/1
1998	W, 14-3	Auburn, Ala.	5/2
1998	W, 15-2	Auburn, Ala.	5/3
1999	L, 1-10	Lexington, Ky.	5/7
1999	W, 7-4	Lexington, Ky.	5/8
1999	W, 5-4	Lexington, Ky.	5/9
2002	L, 1-3	Auburn, Ala.	3/15
2002	W, 4-3	Auburn, Ala.	3/16
2002	W, 5-0	Auburn, Ala.	3/17
2003	W, 14-10	Lexington, Ky.	3/21
2003	W, 10-3	Lexington, Ky.	3/22
2003	W, 10-3	Lexington, Ky.	3/23
2004	L, 0-8	Auburn, Ala.	3/19
2004	L, 3-4	Auburn, Ala.	3/20
2004	W, 3-2 (10)	Auburn, Ala.	3/21
2005	W, 8-4	Lexington, Ky.	4/15
2005	L, 2-6	Lexington, Ky.	4/16
2005	W, 4-3	Lexington, Ky.	4/17
2006	L, 7-8	Auburn, Ala.	3/31
2006	W, 5-1	Auburn, Ala.	4/1
2006	W, 12-6	Auburn, Ala.	4/2
2007	W, 18-7	Lexington, Ky.	5/17
2007	W, 13-6	Lexington, Ky.	5/18
2007	L, 7-8	Lexington, Ky.	5/19
2008	W, 2-0	Auburn, Ala.	3/21
2008	W, 7-5	Auburn, Ala.	3/22
2008	L, 8-9	Auburn, Ala.	3/23
2009	L, 5-6 (10)	Lexington, Ky.	5/9
2009	L, 2-8	Lexington, Ky.	5/9
2009	W, 7-5	Lexington, Ky.	5/10
2010	W, 13-6	Auburn, Ala.	4/23
2010	L, 7-8	Auburn, Ala.	4/24
2010	W, 6-5	Auburn, Ala.	4/25
2011	W, 12-9	Lexington, Ky.	4/8
2011	W, 15-8	Lexington, Ky.	4/9
2011	W, 8-2	Lexington, Ky.	4/10
2014	L, 3-6	Lexington, Ky.	5/9
2014	W, 8-1	Lexington, Ky.	5/10
2014	L, 5-6 (10)	Lexington, Ky.	5/11
2015	W, 6-3	Hoover, Ala.	5/19
2016	W, 5-2	Auburn, Ala.	4/29
2016	W, 10-6	Auburn, Ala.	4/30
2016	L, 6-9	Auburn, Ala.	5/1
2018	L, 4-5	Lexington, Ky.	3/23
2018	W, 4-3 (7)	Lexington, Ky.	3/25
2018	L, 3-13 (7)	Lexington, Ky.	3/25
2018	W, 4-3 (11)	Hoover, Ala.	5/22

LAGRANGE (AU leads, 6-0)

Year	Result	Location	Date
1987	W, 12-4	Auburn, Ala.	3/29
1988	W, 8-6	Auburn, Ala.	4/6
1988	W, 15-0	Auburn, Ala.	4/20
1989	W, 8-1	Auburn, Ala.	4/20
1990	W, 20-6	Auburn, Ala.	4/3
1991	W, 14-0 (7)	Auburn, Ala.	4/30

LANETT (AU leads, 8-2-1)

Year	Result	Location	Date
1932	W, 6-5	Lanett, Ala.	4/1
1933	W, 8-3	Lanett, Ala.	4/1
1933	W, 7-2	Auburn, Ala.	4/18
1934	W, 5-0	Auburn, Ala.	3/23
1934	W, 4-1	Lanett, Ala.	3/24
1938	L, 5-8	Auburn, Ala.	4/2
1939	W, 6-2	Lanett, Ala.	4/7
1939	W, 5-1	Lanett, Ala.	5/15
1940	T	Lanett, Ala.	4/16
1940	W, 19-12	Lanett, Ala.	5/9
1951	L, 5-14	Lanett, Ala.	4/21

LIBERTY (AU leads, 2-0)

Year	Result	Location	Date
1998	W, 3-2	Tallahassee, Fla.	5/22
2000	W, 6-5 (10)	Auburn, Ala.	3/14

LINCOLN MEM. (AU leads, 4-1)

Year	Result	Location	Date
1990	W, 2-1 (7)	Auburn, Ala.	3/28
1990	W, 7-0 (7)	Auburn, Ala.	3/28
1991	W, 14-9	Auburn, Ala.	3/26
1991	W, 10-1	Auburn, Ala.	3/27
1992	L, 1-2	Auburn, Ala.	4/1

LIPSCOMB (AU leads, 3-2)

Year	Result	Location	Date
2007	L, 3-4 (12)	Auburn, Ala.	2/14
2009	W, 17-4	Auburn, Ala.	2/24
2017	W, 8-0	Auburn, Ala.	3/3
2017	W, 5-4	Auburn, Ala.	3/4
2017	L, 7-8	Auburn, Ala.	3/5

LONGWOOD (AU leads, 3-0)

Year	Result	Location	Date
2018	W, 6-0	Auburn, Ala.	2/16
2018	W, 25-1	Auburn, Ala.	2/17
2018	W, 3-0	Auburn, Ala.	2/18

LA. COLLEGE (AU leads, 2-0)

Year	Result	Location	Date
1992	W, 9-8	Auburn, Ala.	4/14
1992	W, 10-0	Auburn, Ala.	4/15

ULM (AU leads, 2-0)

Year	Result	Location	Date
1964	W, 11-3	Auburn, Ala.	3/23
1964	W, 8-2	Auburn, Ala.	3/24

LSU (AU trails, 104-73)

Year	Result	Location	Date
1907	W, 4-0	Baton Rouge, La.	3/28
1907	W, 5-3	Baton Rouge, La.	3/29
1907	L, 3-4	Baton Rouge, La.	3/30
1917	CNCLD	Auburn, Ala.	4/20
1917	CNCLD	Auburn, Ala.	4/21
1936	L, 4-6	Auburn, Ala.	4/13
1936	L, 4-16	Auburn, Ala.	4/14
1951	L, 2-5	Baton Rouge, La.	4/6
1951	L, 0-3	Baton Rouge, La.	4/7
1952	W, 5-4	Auburn, Ala.	3/28
1952	W, 7-6	Auburn, Ala.	3/29
1953	W, 6-5	Baton Rouge, La.	3/23
1953	L, 7-11	Baton Rouge, La.	3/24
1961	L, 3-4	Auburn, Ala.	5/10
1961	L, 5-6 (11)	Baton Rouge, La.	5/12
1976	L, 3-4	Baton Rouge, La.	4/9
1976	W, 5-2	Baton Rouge, La.	4/9
1976	L, 1-3	Baton Rouge, La.	4/10
1976	L, 0-2	Auburn, Ala.	4/30
1976	W, 5-1	Auburn, Ala.	5/1
1977	W, 2-0	Auburn, Ala.	3/25
1977	W, 10-2	Auburn, Ala.	3/26
1977	W, 4-2	Auburn, Ala.	3/26
1977	L, 0-1 (10)	Baton Rouge, La.	4/30
1977	W, 3-0	Baton Rouge, La.	4/30
1978	L, 0-1	Baton Rouge, La.	3/25
1978	W, 3-0	Baton Rouge, La.	3/25
1978	L, 0-1	Baton Rouge, La.	3/26

1978	W, 8-5	Auburn, Ala.	4/29
1978	W, 5-4	Auburn, Ala.	4/29
1978	W, 14-1	Auburn, Ala.	4/30
1979	L, 4-7 (7)	Baton Rouge, La.	3/24
1979	L, 1-7 (7)	Baton Rouge, La.	3/24
1979	L, 2-3	Baton Rouge, La.	3/25
1979	W, 8-4 (7)	Auburn, Ala.	4/28
1979	W, 9-4 (7)	Auburn, Ala.	4/28
1979	L, 2-6	Auburn, Ala.	4/29
1980	L, 2-8 (7)	Baton Rouge, La.	3/18
1980	L, 5-10 (7)	Baton Rouge, La.	3/18
1980	W, 7-2 (7)	Auburn, Ala.	4/19
1980	W, 3-2 (7)	Auburn, Ala.	4/19
1980	W, 5-0	Auburn, Ala.	4/20
1981	W, 4-3 (7)	Baton Rouge, La.	3/22
1981	L, 1-2 (7)	Baton Rouge, La.	3/22
1981	W, 4-3 (7)	Auburn, Ala.	4/25
1981	L, 2-3 (9)	Auburn, Ala.	4/25
1981	W, 12-4	Auburn, Ala.	4/26
1982	L, 2-4 (7)	Baton Rouge, La.	3/7
1982	L, 0-11 (7)	Baton Rouge, La.	3/7
1982	W, 12-6	Auburn, Ala.	4/10
1982	W, 13-12	Auburn, Ala.	4/11
1982	W, 9-1 (7)	Auburn, Ala.	4/11
1983	W, 6-3	Auburn, Ala.	3/27
1983	W, 5-4	Auburn, Ala.	3/27
1983	L, 0-3	Baton Rouge, La.	4/30
1983	W, 7-1	Baton Rouge, La.	4/30
1983	L, 3-9	Baton Rouge, La.	5/1
1984	W, 4-0 (7)	Baton Rouge, La.	3/3
1984	L, 5-9 (7)	Baton Rouge, La.	3/3
1984	L, 6-8	Baton Rouge, La.	3/4
1984	L, 4-11 (7)	Auburn, Ala.	4/7
1984	W, 8-5 (7)	Auburn, Ala.	4/7
1984	L, 4-6	Auburn, Ala.	4/8
1985	L, 2-5 (7)	Baton Rouge, La.	3/30
1985	L, 0-7 (7)	Baton Rouge, La.	3/31
1985	L, 4-6	Baton Rouge, La.	3/31
1985	L, 0-5	Auburn, Ala.	5/4
1985	W, 5-4	Auburn, Ala.	5/4
1985	L, 3-4	Auburn, Ala.	5/5
1986	L, 1-7 (7)	Baton Rouge, La.	5/3
1986	L, 3-12 (7)	Baton Rouge, La.	5/3
1986	L, 3-4	Baton Rouge, La.	5/4
1987	L, 0-4 (7)	Auburn, Ala.	5/9
1987	L, 1-6 (7)	Auburn, Ala.	5/9
1987	W, 6-1	Auburn, Ala.	5/10
1987	W, 9-8	Athens, Ga.	5/14
1987	L, 2-4	Athens, Ga.	5/16
1988	W, 2-1 (7)	Baton Rouge, La.	5/7
1988	W, 8-1	Baton Rouge, La.	5/7
1988	W, 10-8	Baton Rouge, La.	5/8
1989	W, 12-8	Auburn, Ala.	5/6
1989	W, 1-0 (7)	Auburn, Ala.	5/6
1989	L, 1-8	Auburn, Ala.	5/7
1989	W, 8-5	Gainesville, Fla.	5/13
1990	L, 6-12	Baton Rouge, La.	3/31
1990	W, 6-5 (7)	Baton Rouge, La.	3/31
1990	W, 17-7	Baton Rouge, La.	4/1
1991	L, 2-6	Auburn, Ala.	3/30
1991	L, 3-8 (7)	Auburn, Ala.	3/30
1991	L, 8-13	Auburn, Ala.	3/31
1992	L, 1-2	Auburn, Ala.	5/2
1992	W, 4-2 (7)	Auburn, Ala.	5/2
1992	W, 4-3	Auburn, Ala.	5/3
1993	L, 2-21	Baton Rouge, La.	5/8
1993	W, 9-8 (8)	Baton Rouge, La.	5/8
1993	W, 9-2	Baton Rouge, La.	5/9
1993	L, 5-16	Baton Rouge, La.	5/22
1994	W, 3-1	New Orleans, La.	2/18
1994	L, 6-13 (10)	Auburn, Ala.	5/6
1994	L, 3-4	Auburn, Ala.	5/7
1994	L, 3-4	Auburn, Ala.	5/8
1994	L, 2-3	Oxford, Miss.	5/21
1994	L, 4-5	Oxford, Miss.	5/22
1995	W, 19-7	Baton Rouge, La.	5/5
1995	L, 6-11	Baton Rouge, La.	5/6
1995	W, 12-11	Baton Rouge, La.	5/7
1995	L, 5-7	Starkville, Miss.	5/20
1996	L, 2-14	Auburn, Ala.	5/3
1996	L, 0-6	Auburn, Ala.	5/4
1996	W, 7-3	Auburn, Ala.	5/5
1997	L, 1-7	Baton Rouge, La.	4/25
1997	L, 0-8	Baton Rouge, La.	4/26
1997	L, 2-5	Columbus, Ga.	5/15
1998	L, 8-11 (12)	Auburn, Ala.	3/13
1998	W, 14-7	Auburn, Ala.	3/14
1998	W, 15-8	Auburn, Ala.	3/15
1999	L, 5-9	Baton Rouge, La.	4/30
1999	L, 5-8	Baton Rouge, La.	5/1
1999	L, 2-11	B	



RESULTS VS. OPPONENTS

1989	L, 5-11	Starkville, Miss.	3/26
1989	W, 5-3	Gainesville, Fla.	5/11
1990	W, 15-5	Auburn, Ala.	4/7
1990	L, 0-13 (7)	Auburn, Ala.	4/7
1990	W, 8-4	Auburn, Ala.	4/8
1990	L, 2-16	Hoover, Ala.	5/17
1991	L, 1-2	Starkville, Miss.	4/6
1991	L, 4-5 (7)	Starkville, Miss.	4/6
1991	L, 7-9	Starkville, Miss.	4/7
1991	L, 0-1 (7)	Baton Rouge, La.	5/18
1992	W, 6-5 (10)	Auburn, Ala.	4/18
1992	L, 1-4 (7)	Auburn, Ala.	4/18
1992	L, 3-8	Auburn, Ala.	4/19
1992	L, 1-4	New Orleans, La.	5/14
1993	L, 2-4	Starkville, Miss.	4/24
1993	W, 6-1 (7)	Starkville, Miss.	4/24
1993	W, 12-1	Starkville, Miss.	4/25
1993	L, 10-13	Baton Rouge, La.	5/23
1994	L, 1-4 (10)	Auburn, Ala.	4/22
1994	W, 19-5	Auburn, Ala.	4/23
1994	W, 4-2	Auburn, Ala.	4/24
1994	W, 2-1	Oxford, Miss.	5/20
1994	W, 9-5	Oxford, Miss.	5/21
1995	W, 5-1	Starkville, Miss.	4/21
1995	L, 3-6	Starkville, Miss.	4/22
1995	W, 4-2	Starkville, Miss.	4/23
1995	L, 0-1	Starkville, Miss.	5/18
1996	L, 0-8	Auburn, Ala.	4/19
1996	L, 3-10	Auburn, Ala.	4/20
1996	W, 3-1	Auburn, Ala.	4/21
1997	W, 12-4	Starkville, Miss.	5/3
1997	W, 6-4	Starkville, Miss.	5/3
1997	L, 6-8	Starkville, Miss.	5/4
1997	W, 5-4	Columbus, Ga.	5/16
1998	L, 4-13	Auburn, Ala.	4/17
1998	L, 0-8	Auburn, Ala.	4/18
1999	L, 3-13	Starkville, Miss.	4/2
1999	L, 2-16	Starkville, Miss.	4/3
1999	W, 8-2	Starkville, Miss.	4/4
2000	W, 6-3	Auburn, Ala.	5/12
2000	L, 9-10	Auburn, Ala.	5/13
2000	W, 9-5	Auburn, Ala.	5/14
2001	L, 1-2 (10)	Starkville, Miss.	3/9
2001	L, 0-4	Starkville, Miss.	3/10
2001	L, 2-8	Starkville, Miss.	3/11
2002	W, 7-5	Auburn, Ala.	4/19
2002	L, 1-12	Auburn, Ala.	4/20
2002	W, 19-7	Auburn, Ala.	4/21
2003	L, 2-4	Starkville, Miss.	4/11
2003	W, 8-5	Starkville, Miss.	4/12
2003	W, 7-3	Starkville, Miss.	4/13
2004	L, 4-6	Auburn, Ala.	4/23
2004	L, 8-9 (13)	Auburn, Ala.	4/24
2004	W, 6-5	Auburn, Ala.	4/25
2005	L, 1-4	Starkville, Miss.	4/8
2005	W, 8-7	Starkville, Miss.	4/9
2005	L, 0-4	Starkville, Miss.	4/10
2006	W, 9-4	Auburn, Ala.	4/14
2006	L, 10-17	Auburn, Ala.	4/15
2006	W, 7-3	Auburn, Ala.	4/16
2007	L, 1-4	Starkville, Miss.	5/4
2007	L, 6-11	Starkville, Miss.	5/5
2007	L, 5-9	Starkville, Miss.	5/6
2008	W, 11-4	Auburn, Ala.	5/2
2008	L, 3-4	Auburn, Ala.	5/3
2008	W, 12-2	Auburn, Ala.	5/4
2009	W, 9-8	Starkville, Miss.	4/3
2009	L, 3-8	Starkville, Miss.	4/4
2009	W, 12-10	Starkville, Miss.	4/5
2010	W, 9-6	Auburn, Ala.	5/7
2010	W, 16-14	Auburn, Ala.	5/8
2010	W, 11-8	Auburn, Ala.	5/9
2011	L, 6-7	Starkville, Miss.	3/25
2011	L, 8-15	Starkville, Miss.	3/26
2011	L, 0-5	Starkville, Miss.	3/27
2012	L, 3-5	Auburn, Ala.	3/30
2012	W, 10-6	Auburn, Ala.	3/31
2012	W, 8-2	Auburn, Ala.	4/1
2013	L, 3-6	Starkville, Miss.	4/18
2013	W, 3-1	Starkville, Miss.	4/19
2013	L, 0-6	Starkville, Miss.	4/20
2014	L, 0-3	Auburn, Ala.	5/2
2014	L, 0-3	Auburn, Ala.	5/3
2014	L, 1-12	Auburn, Ala.	5/4
2015	W, 5-0	Starkville, Miss.	3/27
2015	W, 4-0	Starkville, Miss.	3/28
2015	L, 1-3	Starkville, Miss.	3/29
2016	L, 0-4	Auburn, Ala.	5/13
2016	L, 6-16	Auburn, Ala.	5/14
2016	L, 3-10	Auburn, Ala.	5/15
2017	L, 2-5	Starkville, Miss.	4/28
2017	W, 17-8	Starkville, Miss.	4/29
2017	W, 5-3	Starkville, Miss.	4/29
2018	W, 2-1	Auburn, Ala.	4/13
2018	L, 2-7	Auburn, Ala.	4/14
2018	W, 7-5	Auburn, Ala.	4/15

MISS. VALLEY ST. (AU leads, 1-0)

Year	Result	Location	Date
2008	W, 10-2	Auburn, Ala.	4/9

MISSOURI (AU trails, 12-5)

Year	Result	Location	Date
1996	L, 4-5	Mobile, Ala.	2/24
2010	L, 7-11	Auburn, Ala.	2/27
2012	W, 5-2	Auburn, Ala.	2/17
2012	L, 4-6	Auburn, Ala.	2/19
2012	L, 3-4 (7)	Auburn, Ala.	2/19
2013	W, 3-1	Columbia, Mo.	4/26
2013	L, 1-3 (7)	Columbia, Mo.	4/28
2013	L, 1-4 (7)	Columbia, Mo.	4/28
2014	L, 3-4	Auburn, Ala.	3/27
2014	L, 2-4	Auburn, Ala.	3/28
2014	W, 7-3	Auburn, Ala.	3/29
2016	W, 11-9	Columbia, Mo.	4/7
2016	L, 0-2	Columbia, Mo.	4/8
2016	L, 3-4	Columbia, Mo.	4/9
2018	W, 5-2	Auburn, Ala.	3/30
2018	L, 1-2	Auburn, Ala.	3/31
2018	L, 0-5	Auburn, Ala.	4/1

MONTEVALLO (AU leads, 12-0)

Year	Result	Location	Date
1978	W, 4-3 (11)	Auburn, Ala.	4/6
1979	W, 5-1	Auburn, Ala.	4/11
1980	W, 20-8	Auburn, Ala.	4/17
1981	W, 4-3 (11)	Auburn, Ala.	4/27
1981	W, 12-7	Montevallo, Ala.	4/30
1982	W, 3-1	Montevallo, Ala.	4/22
1982	W, 8-3	Auburn, Ala.	5/10
1983	W, 7-0	Auburn, Ala.	4/11
1983	W, 7-0	Montevallo, Ala.	4/28
1986	W, 11-0	Auburn, Ala.	4/10
1987	W, 10-2	Auburn, Ala.	4/1
1988	W, 14-2	Auburn, Ala.	3/1

MONTGOMERY (AU trails, 1-4)

Year	Result	Location	Date
1900	W, 17-5	Auburn, Ala.	4/14
1949	L, 0-8	Montgomery, Ala.	3/31
1951	L, 2-8	Montgomery, Ala.	4/14
1952	L, 7-10		3/26
1952	L, 4-17		4/7

MOREHEAD ST. (AU leads, 7-0)

Year	Result	Location	Date
1990	W, 16-0 (5)	Auburn, Ala.	3/10
1990	W, 5-4 (7)	Auburn, Ala.	3/10
1990	W, 7-3	Auburn, Ala.	3/11
1997	W, 15-5	Auburn, Ala.	2/7
1997	W, 17-2	Auburn, Ala.	2/8
1997	W, 4-2	Auburn, Ala.	2/9
2015	W, 7-3	Auburn, Ala.	5/12

MURRAY ST. (AU leads, 5-0)

Year	Result	Location	Date
1994	W, 10-1 (7)	Auburn, Ala.	3/19
1994	W, 10-1 (7)	Auburn, Ala.	3/19
2002	W, 5-3	Auburn, Ala.	3/1
2002	W, 9-0	Auburn, Ala.	3/2
2002	W, 12-2 (7)	Auburn, Ala.	3/3

NAVY (AU leads, 1-0)

Year	Result	Location	Date
1971	W, 6-1		3/20

NEW ORLEANS (AU leads, 4-3)

Year	Result	Location	Date
1976	W, 5-1	Auburn, Ala.	4/12
1978	L, 0-5	New Orleans, La.	3/23
1978	W, 6-4	New Orleans, La.	3/24
1981	L, 4-9	New Orleans, La.	3/23
1994	L, 1-3	New Orleans, La.	2/19
2000	W, 4-3 (10)	New Orleans, La.	2/19
2010	W, 13-1	Auburn, Ala.	4/14

NYIT (AU leads, 1-0)

Year	Result	Location	Date
2011	W, 6-3	Charleston, S.C.	3/4

NORTH ALABAMA (AU leads, 3-0)

Year	Result	Location	Date
1975	W, 8-4	Auburn, Ala.	3/26
1976	W, 12-0	Auburn, Ala.	3/11
1976	W, 3-1	Auburn, Ala.	3/11

N. CAROLINA (AU leads, 7-1-1)

Year	Result	Location	Date
1923	T, 3-3	Montgomery, Ala.	4/30
1978	L, 2-3	Auburn, Ala.	5/21
2001	W, 11-1	Mobile, Ala.	2/17
2002	W, 6-5	Auburn, Ala.	3/8
2002	W, 7-5	Auburn, Ala.	3/9
2002	W, 11-5	Auburn, Ala.	3/10
2003	W, 8-7	Chapel Hill, N.C.	3/7
2003	W, 7-3	Chapel Hill, N.C.	3/8
2003	W, 13-5	Chapel Hill, N.C.	3/9

UNC-ASHEVILLE (AU leads, 3-0)

Year	Result	Location	Date
1999	W, 7-1	Auburn, Ala.	2/6
1999	W, 19-12	Auburn, Ala.	2/7
1999	W, 7-5	Auburn, Ala.	2/8

CHARLOTTE (AU leads, 5-0)

Year	Result	Location	Date
1998	W, 13-9	Auburn, Ala.	2/20
1998	W, 23-5	Auburn, Ala.	2/21
2000	W, 12-3	Auburn, Ala.	3/4
2000	W, 7-1 (7)	Auburn, Ala.	3/4
2000	W, 16-1	Auburn, Ala.	3/5

UNC-GREENSBORO (AU leads, 8-0)

Year	Result	Location	Date
1995	W, 9-1	Auburn, Ala.	3/6
1995	W, 5-2	Auburn, Ala.	3/7
1996	W, 9-4	Auburn, Ala.	3/4
1996	W, 6-4	Auburn, Ala.	3/5
1996	W, 9-3	Auburn, Ala.	3/6
2007	W, 9-2	Auburn, Ala.	2/16
2007	W, 4-2	Auburn, Ala.	2/17
2007	W, 4-1	Auburn, Ala.	2/18

NC STATE (AU leads, 2-1)

Year	Result	Location	Date
1993	L, 2-13	Stillwater, Okla.	5/30
1999	W, 9-7	Tallahassee, Fla.	5/28
2018	W, 15-7	Raleigh, N.C.	6/3

UNC-WILMINGTON (AU leads, 5-0)

Year	Result	Location	Date
1989	W, 4-0	Auburn, Ala.	3/8
1989	W, 12-8	Auburn, Ala.	3/9
1992	W, 10-4	Auburn, Ala.	3/3
1992	W, 2-0	Auburn, Ala.	3/4
1992	W, 4-3	Auburn, Ala.	3/4

N. GEORGIA (AU leads, 2-0-1)

Year	Result	Location	Date
1908	W, 6-3	Auburn, Ala.	3/26
1908	W, 15-4	Auburn, Ala.	3/27
1908	T, 6-6	Auburn, Ala.	3/28

N. ILLINOIS (AU trails, 1-0)

Year	Result	Location	Date
1993	L, 3-4	Auburn, Ala.	3/10

NORTHEASTERN (AU leads, 3-1)

Year	Result	Location	Date
2018	W, 6-0	Auburn, Ala.	3/9
2018	W, 14-8	Auburn, Ala.	3/19
2018	L, 1-2	Auburn, Ala.	3/10
2018	W, 13-4	Raleigh, N.C.	6/1

NORTHWESTERN (AU leads, 1-0)

Year	Result	Location	Date
1999	W, 6-2	Montgomery, Ala.	3/7

NOTRE DAME (AU leads, 4-0)

Year	Result	Location	Date
1976	W, 10-2	Auburn, Ala.	3/17
1976	W, 9-0	Auburn, Ala.	3/17
1976	W, 8-6	Auburn, Ala.	3/18
1994	W, 8-0	Clemson, S.C.	5/28

OAKLAND (AU leads, 1-0)

Year	Result	Location	Date
2000	W, 8-4	Auburn, Ala.	2/22

OGLETHORPE (AU leads, 37-21-2)

Year	Result	Location	Date
1919	W, 3-2 (10)	Auburn, Ala.	4/18

1919	W, 6-2	Auburn, Ala.	4/19
1920	W, 7-0	Atlanta, Ga.	4/1
1920	W, 3-1	Atlanta, Ga.	4/2
1921	W, 11-3	Auburn, Ala.	4/1
1921	L, 1-3	Auburn, Ala.	4/2
1922	PPD	Atlanta, Ga.	4/28
1922	PPD	Atlanta, Ga.	4/29
1926	L, 8-9	Atlanta, Ga.	5/4
1926	W, 8-2	Auburn, Ala.	5/5
1931	W, 13-8	Atlanta, Ga.	4/10
1931	W, 14-5	Atlanta, Ga.	4/11
1931	L, 3-8	Auburn, Ala.	4/13
1931	W, 12-0	Auburn, Ala.	4/14
1932	W, 6-5 (10)	Auburn, Ala.	5/6
1932	W, 11-5	Auburn, Ala.	5/7
1932	W, 3-1	Atlanta, Ga.	



RESULTS VS. OPPONENTS

OKLAHOMA ST. (Series tied, 1-1)

Table with columns: Year, Result, Location, Date. Rows: 1993, 2015.

OLD DOMINION (AU leads, 2-0)

Table with columns: Year, Result, Location, Date. Rows: 1986, 1994.

OLE MISS (AU trails, 89-86-1)

Large table with columns: Year, Result, Location, Date. Rows from 1938 to 1989.

Large table with columns: Year, Result, Location, Date. Rows from 1989 to 2018.

Large table with columns: Year, Result, Location, Date. Rows from 1951 to 2018.

Large table with columns: Year, Result, Location, Date. Rows from 1942 to 2005.





RESULTS VS. OPPONENTS

2005	W, 8-1	Auburn, Ala.	4/26
2006	W, 6-4	Auburn, Ala.	3/21
2006	L, 4-5	Hoover, Ala.	4/4
2007	W, 4-1	Auburn, Ala.	2/27
2007	L, 8-9	Hoover, Ala.	4/18
2008	W, 14-6	Hoover, Ala.	3/26
2008	L, 11-12	Auburn, Ala.	4/22
2009	W, 18-7	Birmingham, Ala.	3/24
2009	L, 2-8	Auburn, Ala.	4/21
2010	W, 10-3	Birmingham, Ala.	3/23
2010	W, 11-4	Auburn, Ala.	4/27
2011	L, 0-8	Auburn, Ala.	4/26
2011	L, 8-9 (10)	Birmingham, Ala.	5/10
2012	L, 5-8	Birmingham, Ala.	3/27
2012	W, 7-5	Auburn, Ala.	4/10
2013	W, 6-2	Birmingham, Ala.	4/16
2013	W, 9-3	Auburn, Ala.	5/8
2014	L, 1-8	Auburn, Ala.	4/1
2014	L, 6-7	Birmingham, Ala.	4/15
2015	L, 0-7	Auburn, Ala.	3/10
2015	W, 9-4	Birmingham, Ala.	3/31
2017	L, 6-7	Auburn, Ala.	2/28
2017	W, 16-15	Birmingham, Ala.	4/11
2018	L, 3-12	Birmingham, Ala.	4/10
2018	W, 7-2	Auburn, Ala.	4/24

SETON HALL (Series tied, 1-1)

Year	Result	Location	Date
1987	L, 6-15	Huntsville, Ala.	5/21
1987	W, 22-1	Huntsville, Ala.	5/23

SEWANEES (AU trails, 2-4)

Year	Result	Location	Date
1897	L, 1-4	Sewanee, Tenn.	4/30
1897	L, 1-4	Sewanee, Tenn.	5/1
1909	L, 3-8	Sewanee, Tenn.	4/19
1909	L, 1-2	Sewanee, Tenn.	4/20
1909	W, 7-1	Sewanee, Tenn.	4/20
1926	W, 10-6	Sewanee, Tenn.	4/15

SHAWMUT MILLS (AU leads, 3-0)

Year	Result	Location	Date
1934	W, 8-5	Auburn, Ala.	5/10
1937	W, 4-0	Auburn, Ala.	3/27
1937	W, 11-2	Auburn, Ala.	5/4

SIENA (AU leads, 2-0)

Year	Result	Location	Date
1994	W, 18-0 (7)	Auburn, Ala.	3/21
1994	W, 15-1 (7)	Auburn, Ala.	3/21

SIENA HEIGHTS (AU leads, 1-0)

Year	Result	Location	Date
1984	W, 5-4	Auburn, Ala.	3/7

SOUTH ALA. (AU trails, 50-26)

Year	Result	Location	Date
1968	L, 1-2	Mobile, Ala.	3/16
1969	L, 0-2	Mobile, Ala.	3/21
1969	L, 4-5	Mobile, Ala.	3/22
1969	W, 6-1	Auburn, Ala.	5/23
1969	W, 8-7	Auburn, Ala.	5/24
1970	W, 9-7	Auburn, Ala.	5/22
1970	L, 2-4	Auburn, Ala.	5/23
1971	W, 3-2	Auburn, Ala.	3/30
1971	L, 2-9	Auburn, Ala.	3/30
1971	W, 6-5	Auburn, Ala.	5/21
1971	L, 4-10	Auburn, Ala.	5/22
1972	L, 0-1	Mobile, Ala.	3/17
1972	L, 1-6	Auburn, Ala.	5/19
1972	L, 1-5	Auburn, Ala.	5/20
1973	L, 1-12	Auburn, Ala.	5/1
1973	L, 7-8	Auburn, Ala.	5/2
1973	L, 5-15	Mobile, Ala.	5/18
1973	L, 2-16	Mobile, Ala.	5/19
1977	W, 14-11	Mobile, Ala.	4/15
1977	L, 5-8	Mobile, Ala.	4/16
1977	L, 1-9	Auburn, Ala.	5/3
1977	L, 4-8	Auburn, Ala.	5/4
1978	L, 9-12	Mobile, Ala.	3/21
1978	L, 8-16	Mobile, Ala.	3/22
1978	W, 17-6	Auburn, Ala.	4/15
1978	L, 5-10	Auburn, Ala.	4/16
1979	L, 5-8	Mobile, Ala.	4/14
1979	L, 1-5 (5)	Mobile, Ala.	4/14
1980	L, 4-5	Mobile, Ala.	4/5
1980	W, 4-3	Mobile, Ala.	4/6
1980	L, 0-1	Auburn, Ala.	4/29
1980	L, 4-5 (10)	Auburn, Ala.	4/30
1981	L, 4-5 (12)	Mobile, Ala.	4/8
1981	L, 0-9	Mobile, Ala.	4/9
1981	W, 7-6	Auburn, Ala.	4/14
1981	L, 5-10	Auburn, Ala.	4/15

1984	L, 0-2	Mobile, Ala.	4/3
1984	L, 7-11 (10)	Auburn, Ala.	4/12
1985	L, 8-9	Mobile, Ala.	4/17
1986	L, 4-7	Auburn, Ala.	4/2
1986	L, 3-8	Mobile, Ala.	4/8
1989	L, 4-10	Mobile, Ala.	4/5
1991	L, 1-2	Mobile, Ala.	3/10
1992	L, 1-10	Hoover, Ala.	4/22
1993	L, 3-4 (7)	Mobile, Ala.	2/28
1995	W, 9-6	Mobile, Ala.	2/26
1997	W, 17-3	Mobile, Ala.	2/16
2000	W, 9-4	Auburn, Ala.	2/23
2001	W, 4-3 (10)	Mobile, Ala.	2/18
2001	L, 3-9	Auburn, Ala.	2/28
2002	W, 6-1	Mobile, Ala.	4/3
2002	W, 6-4	Auburn, Ala.	5/14
2003	L, 3-17	Auburn, Ala.	2/18
2003	L, 1-10	Mobile, Ala.	4/22
2004	L, 9-10 (10)	Mobile, Ala.	4/13
2004	W, 10-0 (8)	Auburn, Ala.	4/20
2005	L, 0-3	Auburn, Ala.	3/1
2005	W, 13-5	Tallahassee, Fla.	6/3
2006	W, 3-2	Mobile, Ala.	4/11
2007	W, 20-5	Mobile, Ala.	2/25
2007	W, 5-2	Auburn, Ala.	4/3
2008	L, 3-4	Mobile, Ala.	4/1
2008	L, 1-7	Mobile, Ala.	4/16
2009	L, 2-5	Mobile, Ala.	4/14
2009	W, 12-7	Auburn, Ala.	4/15
2010	W, 6-2	Auburn, Ala.	4/7
2010	L, 9-10 (11)	Mobile, Ala.	5/11
2011	L, 1-7	Auburn, Ala.	4/19
2011	L, 1-8	Mobile, Ala.	5/17
2012	W, 7-0	Auburn, Ala.	3/20
2014	W, 6-1	Auburn, Ala.	4/22
2015	L, 4-7	Mobile, Ala.	2/17
2016	L, 5-8	Auburn, Ala.	4/26
2017	L, 3-14	Auburn, Ala.	3/7
2018	W, 7-6	Mobile, Ala.	2/27
2018	W, 10-4	Auburn, Ala.	5/8

SOUTH CAROLINA (AU trails, 46-25)

Year	Result	Location	Date
1927	W, 11-2	Columbia, S.C.	4/22
1927	L, 4-8	Columbia, S.C.	4/23
1928	W, 6-3	Columbia, S.C.	5/4
1928	W, 9-2	Auburn, Ala.	5/11
1928	W, 12-3	Auburn, Ala.	5/12
1992	W, 4-1	Auburn, Ala.	4/4
1992	W, 3-2 (7)	Auburn, Ala.	4/4
1992	W, 6-0	Auburn, Ala.	4/5
1993	L, 5-6	Columbia, S.C.	4/10
1993	L, 4-5 (7)	Columbia, S.C.	4/10
1993	L, 1-7	Columbia, S.C.	4/11
1996	W, 11-10 (10)	Auburn, Ala.	3/8
1996	L, 9-10	Auburn, Ala.	3/9
1996	W, 15-8	Auburn, Ala.	3/10
1997	L, 3-17	Columbia, S.C.	3/7
1997	W, 10-6	Columbia, S.C.	3/8
1997	W, 21-6	Columbia, S.C.	3/9
1998	L, 2-6	Auburn, Ala.	3/27
1998	L, 6-7	Auburn, Ala.	3/28
1998	L, 6-11 (10)	Auburn, Ala.	3/29
1999	L, 4-5	Columbia, S.C.	4/16
1999	L, 6-11	Columbia, S.C.	4/17
1999	L, 1-2	Columbia, S.C.	4/18
2000	L, 6-12	Auburn, Ala.	3/10
2000	L, 9-10	Auburn, Ala.	3/11
2000	L, 7-8	Auburn, Ala.	3/12
2000	L, 4-11	Hoover, Ala.	5/18
2001	L, 9-10	Columbia, S.C.	4/27
2001	L, 4-7	Columbia, S.C.	4/28
2001	W, 5-3	Columbia, S.C.	4/29
2001	L, 4-5	Hoover, Ala.	5/17
2003	W, 5-1	Hoover, Ala.	5/24
2004	W, 12-9	Auburn, Ala.	5/7
2004	L, 1-3	Auburn, Ala.	5/8
2004	L, 11-12	Auburn, Ala.	5/9
2005	W, 4-1	Columbia, S.C.	4/29
2005	L, 2-3	Columbia, S.C.	4/30
2005	L, 7-8	Columbia, S.C.	5/1
2006	L, 8-12 (12)	Auburn, Ala.	3/17
2006	L, 3-7	Auburn, Ala.	3/18
2006	W, 7-1	Auburn, Ala.	3/19
2007	W, 16-1	Columbia, S.C.	4/13
2007	L, 1-10	Columbia, S.C.	4/14
2007	L, 4-18	Columbia, S.C.	4/15
2008	L, 6-7	Auburn, Ala.	4/11
2008	L, 6-8	Auburn, Ala.	4/12
2008	L, 6-7	Auburn, Ala.	4/13
2009	L, 3-8	Columbia, S.C.	4/17
2009	W, 6-4	Columbia, S.C.	4/18
2009	L, 4-10	Columbia, S.C.	4/19
2010	L, 5-11	Auburn, Ala.	3/26
2010	L, 0-2	Auburn, Ala.	3/27
2010	W, 10-6	Auburn, Ala.	3/28
2010	W, 3-1 (2)	Hoover, Ala.	5/27
2011	L, 1-2	Columbia, S.C.	4/29

2011	L, 2-10	Columbia, S.C.	4/30
2011	L, 3-7	Columbia, S.C.	5/1
2011	L, 3-7	Hoover, Ala.	5/25
2012	L, 5-12	Auburn, Ala.	4/20
2012	L, 3-5	Auburn, Ala.	4/21
2012	L, 7-11	Auburn, Ala.	4/22
2012	L, 3-5	Hoover, Ala.	5/24
2014	W, 4-2	Auburn, Ala.	4/19
2014	L, 2-3	Auburn, Ala.	4/19
2014	L, 3-4	Auburn, Ala.	4/20
2015	L, 1-10	Columbia, S.C.	5/1
2015	W, 6-2	Columbia, S.C.	5/2
2015	W, 3-0	Columbia, S.C.	5/3
2017	W, 5-4	Auburn, Ala.	3/31
2017	L, 0-7	Auburn, Ala.	4/1
2017	W, 6-5	Auburn, Ala.	4/2

SE LOUISIANA (AU leads, 2-0)

Year	Result	Location	Date
1981	W, 15-3	Auburn, Ala.	3/2
1981	W, 12-4	Hammond, La.	3/24

SE MISSOURI (AU leads, 2-1)

Year	Result	Location	Date
2010	L, 8-13	Auburn, Ala.	2/19
2010	W, 9-8 (10)	Auburn, Ala.	2/20
2010	W, 6-1	Auburn, Ala.	2/21

SOUTHERN (AU leads, 2-1)

Year	Result	Location	Date
2016	W, 18-6	Auburn, Ala.	2/26
2016	W, 7-0	Auburn, Ala.	2/27
2016	L, 5-6	Auburn, Ala.	2/28

SOUTHERN (ALA) (AU leads, 7-3)

Year	Result	Location	Date
1900	PPD	Greensboro, Ala.	5/17
1900	PPD	Greensboro, Ala.	5/18
1905	W, 6-3	Greensboro, Ala.	4/6
1905	L, 2-4	Greensboro, Ala.	4/7
1905	W, 5-2	Greensboro, Ala.	4/8
1906	W, 1-0	Auburn, Ala.	5/4
1906	L, 1-3	Auburn, Ala.	5/5
1913	W, 13-0	Auburn, Ala.	4/4
1913	W, 8-2	Auburn, Ala.	4/5
1913	L, 2-3	Auburn, Ala.	4/5
1917	W, 6-1	Greensboro, Ala.	3/28
1917	W, 8-2	Greensboro, Ala.	3/29

SO. BENEDICTINE (AU leads, 1-0)

Year	Result	Location	Date
1979	W, 10-4	Auburn, Ala.	3/27

SOUTHERN ILLINOIS (AU trails, 0-1)

Year	Result	Location	Date
1970	L, 2-8	Auburn, Ala.	3/21

SOUTHERN MISS (AU leads, 5-2)

Year	Result	Location	Date
1968	W, 6-4	Hattiesburg, Miss.	3/14
1968	W, 5-3	Hattiesburg, Miss.	3/15
1997	W, 4-3	Mobile, Ala.	2/15
2010	W, 17-8	Auburn, Ala.	6/6
2012	L, 4-5	Auburn, Ala.	3/4
2013	W, 4-3 (11)	Mobile, Ala.	3/20
2016	L, 1-3	Pensacola, Fla.	3/6

SOUTH FLORIDA (AU leads, 2-1)

Year	Result	Location	Date
1989	W, 9-3	Tallahassee, Fla.	5/25
1997	W, 9-0	Tallahassee, Fla.	5/23
1998	L, 3-4	Kissimmee, Fla.	2/7

SPRINGFIELD (AU trails, 0-1)

Year	Result	Location	Date
1967	L, 3-6	Auburn, Ala.	3/22

SPRING HILL (AU leads, 8-1-1)

Year	Result	Location	Date
1926	PPD	Mobile, Ala.	3/30
1959	L, 0-2	Auburn, Ala.	3/15
1959	L, 1-1	Auburn, Ala.	3/15
1967	W, 13-3	Mobile, Ala.	3/24
1967	W, 6-5	Mobile, Ala.	3/25
1967	W, 10-1	Auburn, Ala.	5/1
1968	W, 7-4	Mobile, Ala.	3/18
1968	W, 11-0	Mobile, Ala.	3/19
1969	W, 18-4	Mobile, Ala.	3/19
1969	W, 4-2	Mobile, Ala.	3/20



RESULTS VS. OPPONENTS

Table of game results for Auburn, Ala. from 1988 to 2017, including date, result, and location.

Table of game results for Auburn, Ala. from 2015 to 2018, including date, result, and location.

TEXAS SOUTHERN (AU leads, 1-0)

Table of game results for Texas Southern from 2011 to 2011.

TROY (AU leads, 56-23)

Table of game results for Troy from 1935 to 2018, including date, result, and location.

Table of game results for Auburn, Ala. from 2018 to 2018.

TULANE (AU leads, 17-8-1)

Table of game results for Tulane from 1904 to 2000, including date, result, and location.

TUSKEGEE (AU leads, 1-0)

Table of game results for Tuskegee from 1978 to 1978.

UAB (AU leads, 49-10)

Table of game results for UAB from 1979 to 2017, including date, result, and location.

Table of game results for Auburn, Ala. from 2017 to 2018.

VALDOSTA ST. (Series tied, 1-1)

Table of game results for Valdosta St. from 1977 to 1977.

VALLEY (AU trails, 0-1)

Table of game results for Valley from 1948 to 1948.

VANDERBILT (AU leads, 96-60)

Table of game results for Vanderbilt from 1912 to 1986, including date, result, and location.

TENNESSEE ST. (AU leads, 2-0)

Table of game results for Tennessee St. from 1993 to 1993.

TENNESSEE TECH (AU leads, 1-0)

Table of game results for Tennessee Tech from 2017 to 2017.

TEXAS (AU leads, 2-0-1)

Table of game results for Texas from 1912 to 1995.

TEXAS A&M (AU trails, 11-8)

Table of game results for Texas A&M from 2013 to 2015.





RESULTS VS. OPPONENTS

1986	W, 12-10 (8)	Nashville, Tenn.	3/29
1986	L, 7-11	Nashville, Tenn.	3/30
1987	W, 3-2	Auburn, Ala.	4/4
1987	W, 8-4	Auburn, Ala.	4/4
1987	W, 14-7	Auburn, Ala.	4/5
1988	L, 0-2 (7)	Nashville, Tenn.	3/5
1988	L, 4-5 (7)	Nashville, Tenn.	3/5
1988	W, 10-3	Nashville, Tenn.	3/6
1989	L, 1-6	Auburn, Ala.	3/4
1989	W, 3-1 (7)	Auburn, Ala.	3/4
1989	W, 8-5	Auburn, Ala.	3/5
1990	W, 15-5	Nashville, Tenn.	4/15
1990	L, 2-8 (7)	Nashville, Tenn.	4/15
1990	L, 3-4	Hoover, Ala.	5/19
1991	L, 7-9	Auburn, Ala.	4/13
1991	W, 3-1 (7)	Auburn, Ala.	4/13
1991	W, 6-5	Auburn, Ala.	4/14
1994	W, 5-3	Auburn, Ala.	4/8
1994	W, 20-7	Auburn, Ala.	4/9
1994	W, 10-3	Auburn, Ala.	4/10
1995	W, 15-3	Nashville, Tenn.	4/7
1995	W, 13-12	Nashville, Tenn.	4/8
1995	W, 11-5	Nashville, Tenn.	4/9
1998	W, 12-1	Auburn, Ala.	4/3
1998	W, 8-6	Auburn, Ala.	4/4
1998	W, 8-0	Auburn, Ala.	4/5
1999	W, 4-2	Nashville, Tenn.	3/19
1999	W, 6-5 (11)	Nashville, Tenn.	3/20
1999	W, 8-2	Nashville, Tenn.	3/21
2000	W, 5-1	Auburn, Ala.	4/21
2000	L, 8-9	Auburn, Ala.	4/22
2000	W, 10-8	Auburn, Ala.	4/23
2001	W, 12-2	Nashville, Tenn.	4/6
2001	W, 18-11	Nashville, Tenn.	4/7
2001	L, 6-8	Nashville, Tenn.	4/8
2002	W, 6-5	Auburn, Ala.	5/3
2002	W, 6-5	Auburn, Ala.	5/4
2002	W, 7-6 (10)	Auburn, Ala.	5/5
2003	L, 4-7	Nashville, Tenn.	4/25
2003	W, 7-4	Nashville, Tenn.	4/26
2003	L, 0-3	Nashville, Tenn.	4/27
2003	W, 3-1	Hoover, Ala.	5/22
2006	L, 0-2	Nashville, Tenn.	3/24
2006	L, 1-9	Nashville, Tenn.	3/25
2006	L, 2-5	Nashville, Tenn.	3/26
2007	L, 5-10	Auburn, Ala.	5/11
2007	L, 5-6 (10)	Auburn, Ala.	5/12
2007	W, 5-4	Auburn, Ala.	5/13
2008	W, 6-3	Nashville, Tenn.	4/18
2008	L, 2-8	Nashville, Tenn.	4/19
2008	L, 5-9	Nashville, Tenn.	4/20
2009	L, 3-12	Auburn, Ala.	3/27
2009	W, 5-3	Auburn, Ala.	3/28
2009	W, 11-10	Auburn, Ala.	3/29
2010	L, 6-11	Nashville, Tenn.	4/16
2010	W, 12-2	Nashville, Tenn.	4/17
2010	L, 2-3	Nashville, Tenn.	4/18
2011	L, 6-11	Auburn, Ala.	4/1
2011	L, 2-11	Auburn, Ala.	4/2
2011	L, 2-6	Auburn, Ala.	4/3
2012	L, 4-5	Nashville, Tenn.	4/13
2012	W, 5-2	Nashville, Tenn.	4/14
2012	L, 2-11	Nashville, Tenn.	4/15
2013	L, 2-5	Auburn, Ala.	3/15
2013	L, 1-8	Auburn, Ala.	3/16
2013	L, 6-8	Auburn, Ala.	3/17
2015	W, 6-4	Auburn, Ala.	3/20
2015	L, 5-10	Auburn, Ala.	3/21
2015	L, 6-7 (10)	Auburn, Ala.	3/21
2016	L, 2-5	Nashville, Tenn.	5/19
2016	L, 3-9	Nashville, Tenn.	5/19
2016	L, 3-4	Nashville, Tenn.	5/21
2018	W, 4-1	Auburn, Ala.	5/4
2018	W, 11-5	Auburn, Ala.	5/5
2018	W, 14-0	Auburn, Ala.	5/6

1996	W, 9-2	Auburn, Ala.	2/11
1998	W, 12-3	Auburn, Ala.	2/13
1998	W, 4-1	Auburn, Ala.	2/14
1998	W, 13-4	Auburn, Ala.	2/15
1999	W, 7-2	Auburn, Ala.	3/9
1999	W, 12-4	Auburn, Ala.	3/10
2000	W, 7-6	Auburn, Ala.	2/25
2000	W, 11-6	Auburn, Ala.	2/26
2000	L, 3-7	Auburn, Ala.	2/27
2001	W, 6-2	Auburn, Ala.	2/23
2001	W, 5-4	Auburn, Ala.	2/24
2002	W, 11-3	Auburn, Ala.	2/8
2002	W, 9-4	Auburn, Ala.	2/9
2002	W, 8-2	Auburn, Ala.	2/10
2003	W, 5-4	Auburn, Ala.	2/7
2003	L, 2-5	Auburn, Ala.	2/8
2003	W, 5-0	Auburn, Ala.	2/9
2004	W, 9-3	Auburn, Ala.	3/5
2004	W, 7-0	Auburn, Ala.	3/6
2004	W, 4-3	Auburn, Ala.	3/7
2005	W, 4-3	Auburn, Ala.	2/18
2005	W, 11-0	Auburn, Ala.	2/19
2005	W, 6-4	Auburn, Ala.	2/20

VMI (AU leads, 17-3)

Year	Result	Location	Date
1920	W, 7-2	Lexington City, Va.	4/24
1990	W, 11-1	Auburn, Ala.	3/15
1996	W, 14-0 (7)	Auburn, Ala.	2/17
1996	W, 6-0	Auburn, Ala.	2/17
1996	W, 14-3	Auburn, Ala.	2/18
1997	W, 14-2	Auburn, Ala.	4/8
1997	W, 17-3	Auburn, Ala.	4/9
1998	W, 19-7 (7)	Auburn, Ala.	4/7
2005	W, 5-4	Auburn, Ala.	3/11
2005	W, 12-0	Auburn, Ala.	3/12
2005	W, 4-3	Auburn, Ala.	3/13
2006	W, 7-0	Auburn, Ala.	2/3
2006	L, 5-8	Auburn, Ala.	2/4
2006	L, 8-10	Auburn, Ala.	2/5
2007	L, 3-7	Auburn, Ala.	3/13
2007	W, 10-8	Auburn, Ala.	3/14
2008	W, 9-3	Auburn, Ala.	3/6
2008	W, 6-4	Auburn, Ala.	3/7
2008	W, 10-1	Auburn, Ala.	3/8
2008	W, 6-5	Auburn, Ala.	3/9

VIRGINIA TECH (AU leads, 1-0)

Year	Result	Location	Date
1994	W, 7-0	Clemson, S.C.	5/26

WASH. & LEE (AU leads, 2-1)

Year	Result	Location	Date
1920	L, 4-6	Lexington City, Va.	4/23
1921	W, 4-0	Lexington City, Va.	4/20
1921	W, 6-1	Lexington City, Va.	4/21

WAKE FOREST (AU leads, 2-0)

Year	Result	Location	Date
1966	W, 12-5	Auburn, Ala.	4/2
1999	W, 7-3	Montgomery, Ala.	3/5

WEST ALABAMA (AU leads, 7-0)

Year	Result	Location	Date
1977	W, 7-2	Auburn, Ala.	4/6
1978	W, 13-9	Auburn, Ala.	3/30
1979	W, 8-0	Auburn, Ala.	5/2
1981	W, 4-1 (6)	Auburn, Ala.	3/4
1982	W, 13-9	Auburn, Ala.	5/5
1984	W, 9-7	Auburn, Ala.	3/22
1985	W, 12-6	Auburn, Ala.	4/20

W. CAROLINA (AU leads, 19-6)

Year	Result	Location	Date
1988	W, 3-0	Auburn, Ala.	2/12
1988	W, 7-3	Auburn, Ala.	2/13
1988	L, 1-4	Auburn, Ala.	2/14
1988	W, 1-0 (7)	Auburn, Ala.	2/14
1989	W, 15-2	Auburn, Ala.	2/10
1989	L, 2-3 (7)	Auburn, Ala.	2/10
1989	W, 8-3 (7)	Auburn, Ala.	2/11
1989	W, 15-2	Auburn, Ala.	2/12
1989	W, 16-6	Auburn, Ala.	5/20
1989	W, 5-3	Auburn, Ala.	5/20
1990	L, 3-9 (7)	Auburn, Ala.	2/10
1990	L, 2-4 (7)	Auburn, Ala.	2/10
1990	W, 9-6 (7)	Auburn, Ala.	2/11
1990	L, 9-13 (8)	Auburn, Ala.	2/11
1991	W, 17-16	Auburn, Ala.	2/8
1991	W, 9-2 (7)	Auburn, Ala.	2/9
1991	L, 3-4 (7)	Auburn, Ala.	2/9
1991	W, 13-6	Auburn, Ala.	2/10
1997	W, 11-3	Tallahassee, Fla.	5/22

2001	W, 14-1	Auburn, Ala.	2/2
2001	W, 4-2	Auburn, Ala.	2/3
2001	W, 5-4	Auburn, Ala.	2/4
2004	W, 5-4	Auburn, Ala.	2/13
2004	W, 4-1	Auburn, Ala.	2/14
2004	W, 6-0	Auburn, Ala.	2/15

WESTERN KENTUCKY (AU leads, 3-0)

Year	Result	Location	Date
1979	W, 17-1	Auburn, Ala.	3/8
2009	W, 11-7	Auburn, Ala.	3/11
2011	W, 13-8	Charleston, S.C.	3/6

WESTERN MICH. (AU trails, 0-2)

Year	Result	Location	Date
1971	L, 6-7	Auburn, Ala.	3/22
1971	L, 9-11	Auburn, Ala.	3/23

WEST FLORIDA (AU trails, 0-4)

Year	Result	Location	Date
1991	L, 1-3	Auburn, Ala.	2/16
1992	L, 6-9	Auburn, Ala.	2/21
1992	L, 1-2	Auburn, Ala.	2/22
1993	L, 0-2	Auburn, Ala.	3/8

WEST GEORGIA (AU leads, 12-0)

Year	Result	Location	Date
1969	W, 2-1	Auburn, Ala.	3/29
1971	W, 6-4	Auburn, Ala.	3/27
1971	W, 10-0	Auburn, Ala.	3/27
1972	W, 10-2	Auburn, Ala.	3/20
1972	W, 9-0	Auburn, Ala.	3/21
1987	W, 11-3 (7)	Auburn, Ala.	3/1
1987	W, 10-2 (7)	Auburn, Ala.	3/1
1988	W, 11-6	Auburn, Ala.	3/22
1989	W, 7-2 (7)	Auburn, Ala.	4/3
1989	W, 17-2 (7)	Auburn, Ala.	4/3
1992	W, 6-4	Auburn, Ala.	4/1
1993	W, 5-2 (7)	Auburn, Ala.	4/14

WEST VIRGINIA (AU leads, 3-2)

Year	Result	Location	Date
1963	L, 1-2	Gastonia, N.C.	5/29
1967	W, 8-3	Gastonia, N.C.	6/2
1970	W, 2-1	Auburn, Ala.	3/9
1970	L, 0-3	Auburn, Ala.	3/10
1999	W, 13-4	Montgomery, Ala.	3/6

WV WESLEYAN (AU leads, 2-0)

Year	Result	Location	Date
1915	W, 6-3	Auburn, Ala.	4/3
1915	W, 2-0	Auburn, Ala.	4/3

WILLIAM & MARY (AU leads, 1-0)

Year	Result	Location	Date
1997	W, 10-8	Auburn, Ala.	3/12

WINTHROP (AU leads, 7-2)

Year	Result	Location	Date
1995	L, 1-11	Auburn, Ala.	3/10
1996	W, 5-1	Auburn, Ala.	2/20
1996	L, 8-9 (13)	Auburn, Ala.	2/21
1997	W, 13-7	Auburn, Ala.	2/25
1997	W, 5-3	Auburn, Ala.	2/26
1998	W, 9-5	Auburn, Ala.	2/10
1999	W, 8-6	Tallahassee, Fla.	5/29
2000	W, 6-3	Auburn, Ala.	2/5
2000	W, 11-5	Auburn, Ala.	2/6

WOFFORD (AU leads, 2-1)

Year	Result	Location	Date
1920	L, 2-3	Spartanburg, S.C.	4/19
1920	W, 5-4	Spartanburg, S.C.	4/20
2013	W, 7-4	Auburn, Ala.	4/3

XAVIER (AU leads, 3-0)

Year	Result	Location	Date
2015	W, 7-2	Auburn, Ala.	3/6
2015	W, 3-2 (11)	Auburn, Ala.	3/7
2015	W, 10-6	Auburn, Ala.	3/8

YALE (Series tied, 1-1)

Year	Result	Location	Date
1921	L, 1-4	Auburn, Ala.	3/25
1923	W, 4-0	Macon, Ga.	4/2

VIRGINIA (AU leads, 9-5)

Year	Result	Location	Date
1920	L, 0-1	Charlottesville, VA	4/21
1920	W, 4-0	Charlottesville, VA	4/22
1947	L, 0-3	Charlottesville, VA	6/8
1985	L, 8-9	Auburn, Ala.	3/11
1985	W, 8-5	Auburn, Ala.	3/12
1985	W, 12-11	Auburn, Ala.	3/13
1987	W, 4-2	Auburn, Ala.	3/10
1987	W, 7-4	Auburn, Ala.	3/11
1988	L, 8-13	Auburn, Ala.	3/16
1999	W, 11-2	Orlando, Fla.	1/30
2003	W, 14-13	Auburn, Ala.	2/14
2003	W, 5-3	Auburn, Ala.	2/15
2003	W, 7-5	Auburn, Ala.	2/16
2011	L, 2-13	Auburn, Ala.	2/19

VCU (AU leads, 23-2)

Year	Result	Location	Date
1996	W, 10-1	Auburn, Ala.	2/9
1996	W, 7-3	Auburn, Ala.	2/10



COACHING RECORDS SINCE 1949

COACHING RECORDS SINCE 1949

VICTORIES


Coach	Years	Overall			Pct.
		W	L	T	
Hal Baird	(16) 1985-00	634	328	0	.659
Paul Nix	(22) 1963-84	515	376	0	.578
John Pawlowski	(5) 2009-13	167	126	0	.570
Steve Renfro	(4) 2001-04	145	92	0	.612
Tom Slater	(4) 2005-08	115	113	0	.504
Butch Thompson	(3) 2016-18	103	82	0	.557
Dick McGowen	(7) 1951-57	90	76	2	.542
Sunny Golloway	(2) 2014-15	64	54	0	.542
Erk Russell	(4) 1959-62	59	37	1	.613
Johnny Williamson	(2) 1949-50	21	23	0	.477
Joe Connally	(1) 1958	17	8	0	.680

WINNING PERCENTAGE

Coach	Years	Overall			Pct.
		W	L	T	
Joe Connally	(1) 1958	17	8	0	.680
Hal Baird	(16) 1985-00	634	328	0	.659
Erk Russell	(4) 1959-62	59	37	1	.613
Steve Renfro	(4) 2001-04	145	92	0	.612
Paul Nix	(22) 1963-84	515	376	0	.578
John Pawlowski	(5) 2009-13	167	126	0	.570
Butch Thompson	(3) 2016-18	103	82	0	.557
Dick McGowen	(7) 1951-57	90	76	2	.542
Sunny Golloway	(2) 2014-15	64	54	0	.542
Tom Slater	(4) 2005-08	115	113	0	.504
Johnny Williamson	(2) 1949-50	21	23	0	.477

GAMES COACHED

Coach	Years	Games	Overall		
			W	L	T
Hal Baird	(16) 1985-00	962	634	328	0
Paul Nix	(22) 1963-84	891	515	376	0
John Pawlowski	(5) 2009-13	293	167	126	0
Steve Renfro	(4) 2001-04	237	145	92	0
Tom Slater	(4) 2005-08	228	115	113	0
Butch Thompson	(3) 2016-18	185	103	82	0
Dick McGowen	(7) 1951-57	168	90	76	2
Sunny Golloway	(2) 2014-15	118	64	54	0
Erk Russell	(4) 1959-62	97	59	37	1
Johnny Williamson	(2) 1949-50	44	21	23	0
Joe Connally	(1) 1958	25	17	8	0





YEAR-BY-YEAR STANDINGS

Year	Overall	Pct.	SEC	Pct.	SEC* Finish	Coach
1895	0-1	.000				
1896	2-2	.500				
1897	1-4	.200				
1898	0-2	.000				
1899	2-5	.286				
1900	3-3	.500				
1901	1-7	.125				
1902	0-5	.000				
1903	1-6	.142				
1904	2-9	.182				
1905	9-3	.750			SIAA Champs	
1906	11-3	.786				
1907	10-6-1	.606				
1908	14-5-1	.718				
1909	14-6-1	.683				
1910	8-6	.571				
1911	8-11	.421				
1912	7-9-1	.424				
1913	11-6	.647				
1914	10-7	.588				
1915	9-5-3	.581				
1916	17-4	.810				
1917	9-5	.643				
1918	7-5	.583			SIAA Champs	
1919	8-7-1	.516				
1920	16-5-3	.711			SIAA Champs	
1921	18-4	.818				
1922	8-10	.444				
1923	8-10-4	.400				
1924	8-10-4	.400				
1925	5-15	.250				
1926	21-7	.750				
1927	14-6-1	.683				
1928	17-5-2	.739				
1929	11-9-1	.537				
1930	13-7	.650				
1931	18-4	.818			SIAA Champs	
1932	11-4-1	.710				
1933	8-5-1	.593	5-4	.566	3rd	Sam McAllister
1934	10-8-1	.553	3-4	.429	6th	Herschel Bobo/Del Morgan
1935	7-14	.250	6-5	.545	3rd	Del Morgan
1936	13-5	.722	5-5	.500	t3rd	Del Morgan
1937	21-4-1	.824	8-1	.889	1st	Del Morgan
1938	12-10	.545	5-7	.417	6th	Del Morgan
1939	16-10	.615	10-4	.714	2nd	Del Morgan
1940	15-8-1	.638	4-5	.444	5th	Porter Grant
1941	12-11-1	.511	5-5	.500	5th	Jimmy Hitchcock
1942	10-8	.556	4-4	.500	5th	Jimmy Hitchcock
1943	8-3	.727	3-1	.750	3rd	Bob Evans
1944					DID NOT FIELD TEAM	
1945					DID NOT FIELD TEAM	
1946	11-4	.733	5-3	.625	4th	Bob Evans
1947	17-7	.708	11-5	.688	2nd	Danny Doyle
1948	16-9	.640	14-5	.737	2nd	Danny Doyle
1949	9-10	.474	6-10	.375	8th	Johnny Williamson
1950	12-13	.480	8-11	.421	9th	Johnny Williamson
1951	14-11	.560	8-8	.500	6th	Dick McGowen
1952	13-11-2	.519	10-8-2	.579	5th	Dick McGowen
1953	9-12	.429	6-12	.333	11th	Dick McGowen
1954	17-5	.773	8-5	.615	4th	Dick McGowen
1955	9-16	.360	5-15	.333	9th	Dick McGowen
1956	12-11	.522	9-7	.563	5th	Dick McGowen
1957	16-10	.615	11-4	.733	2nd	Dick McGowen
1958	17-8	.680	12-3	.800	1st	Joe Connally
1959	15-11-1	.574	8-4	.667	t2ndE	Erik Russell
1960	15-8	.652	10-6	.623	2ndE	Erik Russell
1961	14-11	.560	12-6	.667	1stE	Erik Russell
1962	15-7	.682	11-5	.688	2ndE	Erik Russell
1963	17-8	.680	15-3	.810	1st	Paul Nix
1964	21-7	.750	13-5	.722	1stE	Paul Nix
1965	13-7	.650	10-3	.769	1stE	Paul Nix
1966	14-9	.560	6-7	.462	4thE	Paul Nix
1967	32-10!	.762	15-2	.882	1st	Paul Nix
1968	22-12	.647	9-6	.600	3rdE	Paul Nix
1969	20-17	.541	7-10	.412	5thE	Paul Nix
1970	17-16	.515	9-6	.600	3rdE	Paul Nix
1971	23-16	.590	9-7	.563	2ndE	Paul Nix
1972	18-17	.514	7-6	.538	t2ndE	Paul Nix
1973	20-19	.513	7-9	.438	5thE	Paul Nix
1974	31-13	.705	11-6	.647	2ndE	Paul Nix
1975	24-21	.533	7-9	.438	t4thE	Paul Nix
1976	37-15!	.712	12-7	.632	1st	Paul Nix
1977	28-18	.609	11-9	.550	t2ndW	Paul Nix
1978	33-21	.611	15-8	.652	1st#	Paul Nix
1979	21-21	.500	7-14	.333	4thW	Paul Nix
1980	27-24	.529	15-8	.652	1stW	Paul Nix
1981	27-27	.500	7-16	.304	5thW	Paul Nix
1982	27-20-1	.573	8-13-1	.386	5thW	Paul Nix
1983	16-34	.320	4-18	.182	5thW	Paul Nix
1984	27-24	.529	8-14	.364	4thW	Paul Nix

Year	Overall	Pct.	SEC	Pct.	SEC* Finish	Coach
1985	30-22	.577	11-12	.478	3rdW	Hal Baird
1986	31-24	.564	15-12	.517	3rd	Hal Baird
1987	42-18	.700	18-9	.667	2nd	Hal Baird
1988	39-16	.709	16-10	.615	4th	Hal Baird
1989	44-20	.688	12-12	.500	6th#	Hal Baird
1990	34-24	.586	13-13	.500	4th	Hal Baird
1991	35-24	.593	14-12	.538	5th	Hal Baird
1992	30-25	.545	10-14	.417	4thW	Hal Baird
1993	40-23	.635	17-11	.607	2ndW	Hal Baird
1994	44-21!	.677	16-13	.552	3rdW	Hal Baird
1995	50-13	.794	19-8	.704	1stW	Hal Baird
1996	32-24	.571	12-18	.400	5thW	Hal Baird
1997	50-17!	.746	17-12	.586	4thW	Hal Baird
1998	46-18	.719	16-12	.571	3rdW#	Hal Baird
1999	46-19	.708	18-12	.600	4thW	Hal Baird
2000	41-20	.672	17-13	.567	3rdW	Hal Baird
2001	37-21	.638	15-15	.500	4thW	Steve Renfro
2002	34-26	.600	15-15	.500	3rdW	Steve Renfro
2003	42-21	.667	18-12	.600	2ndW	Steve Renfro
2004	32-24	.571	12-18	.400	5thW	Steve Renfro
2005	34-26	.567	13-17	.433	T-5thW	Tom Slater
2006	22-34	.393	9-21	.300	6th W	Tom Slater
2007	31-25	.554	10-20	.333	6th W	Tom Slater
2008	28-28	.500	11-19	.367	5th W	Tom Slater
2009	31-25	.554	11-19	.367	5th W	John Pawlowski
2010	43-21	.672	20-10	.667	1st W	John Pawlowski
2011	29-29	.500	14-16	.467	T-2nd W	John Pawlowski
2012	31-28	.525	13-17	.433	5th W	John Pawlowski
2013	33-23	.589	13-17	.433	7th W	John Pawlowski
2014	28-28	.500	10-20	.333	7th W	Sunny Galloway
2015	36-26	.581	13-17	.433	5th W	Sunny Galloway
2016	23-33	.411	8-22	.267	6th W	Butch Thompson
2017	37-26	.587	16-14	.533	5th W	Butch Thompson
2018	43-23	.652	15-15	.500	T-3rd W	Butch Thompson
TOTAL	2443-1649-33	.596	901-845-3	.516		122 seasons all-time

* Finish in SEC East (1959-1975) and SEC West from (1976-1985)

Won postseason SEC Tournament

! NCAA College World Series


Below are Auburn's all-time end-of-season rankings (highest ranking listed)

YEAR	FINAL RANK	POLL(S)	YEAR	FINAL RANK	POLL(S)
1964	12TH	CB	1999	11TH	ESPN
1967	2ND	CB	2000	20TH	ESPN
1976	8TH	CB	2003	17TH	ESPN
1987	14TH	BA	2010	19TH	BA/ESPN/NCBWA
1988	19TH	BM	2017	25TH	BA
1989	17TH	BA	2018	9TH	ESPN
1993	23RD	BA			
1994	8TH	ESPN/CB			
1995	9TH	CB/BA			
1997	5TH	BA			
1998	9TH	BA			

CB - Collegiate Baseball; BA - Baseball America;
 BM - Baseball Magazine; ESPN - USA Today/
 ESPN; NCBWA - National Collegiate Baseball Writers
 Association



COLLEGE WORLD SERIES



1967

Paul Nix, 32-10

Omaha, NE	3rd	
Ohio State.....	1-0	W
Stanford.....	3-6	L
Rider.....	4-3	W
Stanford (7 inn./rain).....	3-5	L



1976

Paul Nix, 37-15


Omaha, NE	T-7th	
Clemson.....	4-9	L
Maine.....	8-9	L



1994

Hal Baird, 44-21

Omaha, NE	T-7th	
Oklahoma.....	4-5	L
Miami (Fla.).....	5-7	L



1997

Hal Baird, 50-17

Omaha, NE	T-5th	
Stanford.....	3-8	L
Rice.....	10-1	W
Stanford.....	4-11	L

CWS LINESCORES

1967

Auburn 1, Ohio State 0 • June 12

OSU.....	000	000	000	-	0	5	2
AU.....	100	000	00X	-	1	5	3

W: Lowe (14-1), L: Boggs (4-1)

Stanford 6, Auburn 3 • June 13

AU.....	000	102	000	-	3	8	3
SU.....	310	000	20X	-	6	7	1

W: Vance (11-0), L: Blauser (5-5)

Auburn 4, Rider 3 • June 14

RC.....	000	011	100	-	3	10	6
AU.....	000	102	001	-	4	6	2

W: Lowe (15-1), L: Mischik (7-3)

Stanford 5, Auburn 3 • June 15

AU.....	010	001	1	-	3	7	3
SU.....	100	400	0	-	5	5	0

W: Hamm, L: Boverit

1976

Clemson 9, Auburn 4 • June 11

AU.....	000	111	001	-	4	10	2
CU.....	000	502	11X	-	9	10	1

W: Porter (12-0), L: Hudson (10-5)

Maine 9, Auburn 8 • June 12

AU.....	410	030	000	-	8	13	2
UM.....	230	202	00X	-	9	12	4

W: LaCasse (7-1), L: Leach (8-5)

1994

Oklahoma 9, Auburn 4 • June 4

AU.....	000	000	031	-	4	12	1
OU.....	020	100	11X	-	5	11	2

W: Redman (13-3), L: Powell (5-4)
S: Buckles (13)

Miami 7, Auburn 5 • June 6

UM.....	400	000	300	-	7	8	6
AU.....	001	012	010	-	5	12	2

W: Westfall (3-0), L: Humphreys (13-4)
S: Tessmer (3)

1997

Stanford 8, Auburn 3 • May 30

AU.....	000	201	000	-	3	6	3
SU.....	010	050	02X	-	8	12	1

W: Hutchinson (8-3), L: Hebson (11-4)
S: Austin (4)

Auburn 10, Rice 1 • June 1

RU.....	000	001	000	-	1	4	1
AU.....	014	203	00X	-	10	11	0

W: Hudson (15-2), L: Bess (3-3)

Stanford 11, Auburn 4 • June 3

SU.....	300	104	102	-	11	13	2
AU.....	004	000	000	-	4	8	3

W: Austin (5-2), L: Dunham (5-2)

AUBURN VS. CWS OPPONENTS

Clemson.....	0-1
Maine.....	0-1
Miami (Fla.).....	0-1
Ohio State.....	1-0
Oklahoma.....	0-1
Rice.....	1-0
Rider.....	1-0
Stanford.....	0-4
8 Opponents.....	3-8





NCAA REGIONALS

REGIONAL RESULTS

Year	Opponent	Score	Result	Location
1963	West Virginia	1-2	L	Gastonia, NC
	Florida State	3-4	L	Gastonia, NC
1967	West Virginia	8-3	W	Gastonia, NC
	Florida State	13-2	W	Gastonia, NC
	Clemson	2-3	L	Gastonia, NC
	Clemson	6-5	W	Gastonia, NC
1976	Middle Tenn. St.	10-5	W	Tallahassee, FL
	Florida State	2-1	W	Tallahassee, FL
	Jacksonville	7-5	W	Tallahassee, FL
1978	Memphis State	14-10	W	Auburn, AL
	North Carolina	2-3	L	Auburn, AL
	Memphis State	5-6	L	Auburn, AL
1987	Seton Hall	22-1	W	Huntsville, AL
	Middle Tenn. St.	5-3	W	Huntsville, AL
	Seton Hall	6-15	L	Huntsville, AL
	Clemson	3-6	L	Huntsville, AL
1989	South Florida	9-3	W	Tallahassee, FL
	Clemson	14-7	W	Tallahassee, FL
	Florida State	6-7	L	Tallahassee, FL
	Clemson	1-11	L	Tallahassee, FL
1993	Arizona	9-1	W	Stillwater, OK
	Oklahoma St.	10-14	L	Stillwater, OK
	N.C. State	2-13	L	Stillwater, OK
1994	Virginia Tech	7-0	W	Clemson, SC
	Old Dominion	11-8 [10]	W	Clemson, SC
	Clemson	11-5	W	Clemson, SC
	Notre Dame	8-0	W	Clemson, SC
1995	Pennsylvania	2-1	W	Oklahoma City, OK
	Ohio State	8-6	W	Oklahoma City, OK
	Oklahoma	8-9	L	Oklahoma City, OK
	Texas	4-2	W	Oklahoma City, OK
	Oklahoma	1-3	L	Oklahoma City, OK
1997	Western Carolina	11-3	W	Tallahassee, FL
	South Florida	9-0	W	Tallahassee, FL
	Florida State	8-7	W	Tallahassee, FL
	Florida State	7-9	L	Tallahassee, FL
	Florida State	5-2	W	Tallahassee, FL
1998	Rutgers	15-17	L	Tallahassee, FL
	Liberty	3-2	W	Tallahassee, FL
	Rutgers	7-4	W	Tallahassee, FL
	Oklahoma	9-8	W	Tallahassee, FL
	Florida State	10-16	L	Tallahassee, FL
1999	N. C. State	9-7	W	Auburn, AL
	Winthrop	8-6	W	Auburn, AL
	Tulane	5-7	L	Auburn, AL
	Tulane	13-9	W	Auburn, AL
	Stetson	10-13	L	Atlanta, GA
2000	Georgia Southern	11-5	W	Atlanta, GA
	Stetson	10-13	L	Atlanta, GA
	Stetson	10-13	L	Atlanta, GA
2001	Jacksonville	8-7	W	Tallahassee, FL
	Florida State	6-10	L	Tallahassee, FL
	Jacksonville	3-2	W	Tallahassee, FL
	Florida State	6-9	L	Tallahassee, FL
2002	Florida Atlantic	11-16	L	Tuscaloosa, AL
	Alabama	3-6	L	Tuscaloosa, AL
2003	Princeton	5-2	W	Auburn, AL
	Ohio State	2-6	L	Auburn, AL
	Clemson	15-0	W	Auburn, AL
	Ohio State	7-9	L	Auburn, AL
2005	South Alabama	13-5	W	Tallahassee, FL
	Florida State	3-4	L	Tallahassee, FL
	Army	12-3	W	Tallahassee, FL
	Florida State	4-10	L	Tallahassee, FL
2010	Jacksonville State	9-7	W	Auburn, AL
	Clemson	2-5	L	Auburn, AL
	Southern Miss	17-8	W	Auburn, AL
	Clemson	11-10	W	Auburn, AL
	Clemson	7-13	L	Auburn, AL
2015	College of Charleston	7-6 [11]	L	Tallahassee, FL
	Mercer	1-0	W	Tallahassee, FL
	College of Charleston	3-2	L	Tallahassee, FL
2017	UCF	7-4	W	Tallahassee, FL
	Tennessee Tech	5-3	W	Tallahassee, FL
	Florida State	7-8 [10]	L	Tallahassee, FL
	Florida State	0-6	L	Tallahassee, FL
2018	Northeastern	13-4	W	Raleigh, NC
	Army	12-1	W	Raleigh, NC
	N.C. State	15-7	W	Raleigh, NC

REGIONAL RESULTS BY YEAR

Year	Regional	Result	W-L	Location
1963	District 3	Fourth	0-2	Gastonia, NC
1967	District 3	CHAMPIONS	3-1	Gastonia, NC
1976	South	CHAMPIONS	3-0	Tallahassee, FL
1978	South	Third	1-2	Auburn, AL
1987	South I	Third	2-2	Huntsville, AL
1989	Atlantic	Third	2-2	Tallahassee, FL
1993	Midwest	Fourth	1-2	Stillwater, OK
1994	East	CHAMPIONS	4-0	Clemson, SC
1995	Midwest II	Second	3-2	Oklahoma City, OK
1997	East	CHAMPIONS	4-1	Tallahassee, FL
1998	Atlantic II	Second	3-2	Tallahassee, FL
1999	Auburn	CHAMPIONS	3-1	Auburn, AL
2000	Atlanta	Third	1-2	Atlanta, GA
2001	Tallahassee	Second	2-2	Tallahassee, FL
2002	Tuscaloosa	Fourth	0-2	Tuscaloosa, AL
2003	Auburn	Second	2-2	Auburn, AL
2005	Tallahassee	Second	2-2	Tallahassee, FL
2010	Auburn	Second	3-2	Auburn, AL
2015	Tallahassee	Third	1-2	Tallahassee, FL
2017	Tallahassee	Second	2-2	Tallahassee, FL
2018	Raleigh	CHAMPIONS	3-0	Raleigh, NC

AUBURN VS. NCAA REGIONAL OPPONENTS

Opponent	W-L
Alabama	0-1
Arizona	1-0
Army	2-0
Central Florida	1-0
Clemson	5-5
College of Charleston	0-2
Florida Atlantic	0-1
Florida State	4-10
Georgia Southern	1-0
Jacksonville	3-0
Jacksonville State	1-0
Liberty	1-0
Mercer	1-0
Memphis	1-1
Middle Tenn. State	2-0
Northeastern	1-0
North Carolina	0-1
North Carolina State	2-1
Notre Dame	1-0
Ohio State	1-2
Oklahoma	1-2
Oklahoma State	0-1
Old Dominion	1-0
Pennsylvania	1-0
Princeton	1-0
Rutgers	1-1
Seton Hall	1-1
South Alabama	1-0
South Florida	2-0
Southern Miss	1-0
Stetson	0-2
Tennessee Tech	1-0
Texas	1-0
Tulane	1-1
Virginia Tech	1-0
Winthrop	1-0
Western Carolina	1-0
West Virginia	1-1
38 Opponents	45-33

SUPER REGIONAL RESULTS

Year	Opponent	Score	Result	Location
1999	Florida State	2-10	L	Tallahassee, FL
	Florida State	3-6	L	Tallahassee, FL
2018	Florida	2-8	L	Gainesville, FL
	Florida	3-2	W	Gainesville, FL
	Florida	2-3 [11]	L	Gainesville, FL



NCAA REGIONALS

1963 DISTRICT 3 AT GASTONIA, NC**Florida State 4, Auburn 3**

Wake Forest 4, West Virginia 3

West Virginia 2, Auburn 1 (Auburn eliminated)

Florida State 12, Wake Forest 4

Wake Forest 12, West Virginia 8 (West Virginia eliminated)

Wake Forest 6, Florida State 5

Florida State 11, Wake Forest 5 (Wake Forest eliminated)

1967 DISTRICT 3 AT GASTONIA, NC

Florida State 5, Clemson 3

Auburn 8, West Virginia 3 [12]

Clemson 5, West Virginia 0 (West Virginia eliminated)

Auburn 13, Florida State 3

Clemson 6, Florida State 4 (Florida State eliminated)

Clemson 3, Auburn 2**Auburn 6, Clemson 5 [13] (Clemson eliminated)****1976 SOUTH REGIONAL AT TALLAHASSEE, FL****Auburn 10, Middle Tennessee State 5**

Florida State 6, Jacksonville 1

Jacksonville 8, Middle Tennessee State 5 (MTSU eliminated)

Auburn 2, Florida State 1

Jacksonville 9, Florida State 7 (Florida State eliminated)

Auburn 7, Jacksonville 5 (Jacksonville eliminated)**1978 SOUTH REGIONAL AT AUBURN, AL**

North Carolina 15, East Tennessee State 1

Auburn 14, Memphis 10

Memphis 5, East Tennessee State 0 (ETSU eliminated)

North Carolina 3, Auburn 2**Memphis 6, Auburn 5 (Auburn eliminated)**

Memphis 8, North Carolina 6

North Carolina 11, Memphis 9 (Memphis eliminated)

1987 SOUTH I REGIONAL AT HUNTSVILLE, AL**Seton Hall 15, Auburn 6**

Clemson 8, West Virginia 0

(1) Arkansas 10, Middle Tennessee State 7

Auburn 5, Middle Tennessee State 3 (MTSU eliminated)

Arkansas 7, West Virginia 2 (West Virginia eliminated)

Clemson 6, Seton Hall 3

Auburn 22, Seton Hall 1 (Seton Hall eliminated)

Arkansas 6, Clemson 5

Clemson 6, Auburn 3 (Auburn eliminated)

Arkansas 4, Clemson 2 (Clemson eliminated)

1989 ATLANTIC REGIONAL AT TALLAHASSEE, FL**(4) Auburn 9, (3) South Florida 3**

(2) Clemson 6, (5) Stetson 2

(1) Florida State 13, (6) Rider 7

Stetson 13, Rider 6 (Rider eliminated)

Florida State 8, South Florida 1 (South Florida eliminated)

Auburn 14, Clemson 7

Clemson 13, Stetson 5 (Stetson eliminated)

Florida State 7, Auburn 6**Clemson 11, Auburn 1 (Auburn eliminated)**

Florida State 8, Clemson 1 (Clemson eliminated)

1993 MIDWEST REGIONAL IN STILLWATER, OK

(1) North Carolina State 12, (6) Fordham 4

(4) Auburn 9, (3) Arizona 1

(2) Oklahoma State 9, (5) Connecticut 5

Fordham 5, Connecticut 0 (Connecticut eliminated)

Arizona 5, North Carolina State 2

Oklahoma State 14, Auburn 10**North Carolina State 13, Auburn 2 (Auburn eliminated)**

Arizona 18, Fordham 7 (Fordham eliminated)

Oklahoma State 8, N.C. State 3 (N.C. State eliminated)

Arizona 4, Oklahoma State 0

Oklahoma State 11, Arizona 10 (Arizona eliminated)

1994 EAST REGIONAL IN CLEMSON, SC

(3) Old Dominion 9, (4) Notre Dame 5

(2) Auburn 7, (5) Virginia Tech 0

(1) Clemson 5, (6) The Citadel 1

The Citadel 4, Virginia Tech 3 (Virginia Tech eliminated)

Notre Dame 8, Clemson 1

Auburn 11, Old Dominion 8 [10]

Clemson 6, Old Dominion 1 (Old Dominion eliminated)

Notre Dame 5, The Citadel 1 (The Citadel eliminated)

Auburn 11, Clemson 5 (Clemson eliminated)**Auburn 8, Notre Dame 0 (Notre Dame eliminated)****1995 MIDWEST II REGIONAL IN OKLAHOMA CITY, OK****(1) Auburn 2, (6) Pennsylvania 1**

(3) Texas 10, (4) Ohio State 5

(2) Oklahoma 9, (5) Indiana State 6

Indiana State 6, Pennsylvania 5 (Penn eliminated)

Auburn 8, Ohio State 6 (Ohio State eliminated)

Oklahoma 13, Texas 9

Oklahoma 9, Auburn 8

Texas 3, Indiana State 2 (Indiana State eliminated)

Auburn 4, Texas 2 (Texas eliminated)**Oklahoma 3, Auburn 1 (Auburn eliminated)****1997 EAST REGIONAL AT TALLAHASSEE, FL**

(4) South Florida 5, (3) Central Florida 4

(2) Auburn 11, (5) Western Carolina 3

(1) Florida State 4, (6) Marist 2

Western Carolina 8, Marist 3 (Marist eliminated)

Florida State 16, Central Florida 2 (Central Florida eliminated)

Auburn 9, South Florida 0**Auburn 8, Florida State 7**

South Florida 9, Western Carolina 4 (WCU eliminated)

Florida State 6, South Florida 5 (South Florida eliminated)

Florida State 9, Auburn 7**Auburn 5, Florida State 2 (Florida State eliminated)****1998 ATLANTIC II REGIONAL AT TALLAHASSEE, FL**

(4) Oklahoma 6, (3) Delaware 3

(5) Rutgers 17, (2) Auburn 15

(1) Florida State 10, (6) Liberty 7

Auburn 3, Liberty 2 (Liberty eliminated)

Florida State 27, Delaware 6 (Delaware eliminated)

Oklahoma 9, Rutgers 7

Florida State 23, Oklahoma 2

Auburn 7, Rutgers 4 (Rutgers eliminated)**Auburn 9, Oklahoma 9 (Oklahoma eliminated)****Florida State 16, Auburn 10 (Auburn eliminated)****1999 AUBURN REGIONAL AT AUBURN, AL**

(4) Winthrop 8, (1) Tulane 7

(2) Auburn 9, (3) NC State 7

Tulane 11, NC State 5 (NC State eliminated)

Auburn 8, Winthrop 6

Tulane 15, Winthrop 8 (Winthrop eliminated)

Tulane 7, Auburn 5**Auburn 13, Tulane 9 (Tulane eliminated)****2000 ATLANTA REGIONAL AT ATLANTA, GA**

(1) Georgia Tech 11, (4) Georgia Southern 9

(3) Stetson 9, (2) Auburn 5**Auburn 11, Georgia Southern 5 (Ga. Southern eliminated)**

Georgia Tech 24, Stetson 1

Stetson 13, Auburn 10 (Auburn eliminated)

Georgia Tech 16, Stetson 11 (Stetson eliminated)

2001 TALLAHASSEE REGIONAL AT TALLAHASSEE, FL

(1) Florida State 8, (4) Bethune-Cookman 1

(2) Auburn 8, (3) Jacksonville 7 [10 innings]

Jacksonville 3, Bethune-Cookman 0 (Bethune-Cookman eliminated)

Florida State 10, Auburn 6**Auburn 3, Jacksonville 2 (Jacksonville eliminated)****Florida State 9, Auburn 6 (Auburn eliminated)**



NCAA REGIONALS

2002 TUSCALOOSA REGIONAL AT TUSCALOOSA, AL

(3) Florida Atlantic 16, (2) Auburn 11

(4) Southeast Missouri State 7, (1) Alabama 4

Alabama 6, Auburn 3 (Auburn eliminated)

Florida Atlantic 12, Southeast Missouri State 6

Alabama 7, Southeast Missouri State 4 (SEMO eliminated)

Alabama 7, Florida Atlantic 2

Florida Atlantic 6, Alabama 5 (Alabama eliminated)

2003 AUBURN REGIONAL AT AUBURN, AL

(3) Ohio State 10, (2) Clemson 8

(1) Auburn 5, (4) Princeton 2

Clemson 7, Princeton 6 (Princeton eliminated)

Ohio State 6, Auburn 2

Auburn 15, Clemson 0 (Clemson eliminated)

Ohio State 9, Auburn 7 (Auburn eliminated)

2005 TALLAHASSEE REGIONAL AT TALLAHASSEE, FL

(2) Auburn 13, (3) South Alabama 5

(1) Florida State 3, (4) Army 2

Army 8, South Alabama 5 (South Alabama eliminated)

Florida State 4, Auburn 3

Auburn 12, Army 3 (Army eliminated)

Florida State 10, Auburn 4 (Auburn eliminated)

2010 AUBURN REGIONAL AT AUBURN, AL

(2) Clemson 10, (3) Southern Miss 1

(1) Auburn 9, (4) Jacksonville State 7

Southern Miss 19, Jacksonville State 6 (Jacksonville State eliminated)

Clemson 5, Auburn 2

Auburn 17, Southern Miss 8 (Southern Miss eliminated)

Auburn 11, Clemson 10

Clemson 13, Auburn 7 (Auburn eliminated)

2015 TALLAHASSEE REGIONAL AT TALLAHASSEE, FL

(2) College of Charleston 7, (3) Auburn 6 [11 inn.]

(1) Florida State 5, (4) Mercer 4 [10 inn.]

(3) Auburn 1, (4) Mercer 0 (Mercer eliminated)

(1) Florida State 3, (2) College of Charleston 2

(2) College of Charleston 3, (3) Auburn 2 (Auburn eliminated)

(1) Florida State 8, (2) College of Charleston 1 (College of Charleston eliminated)

2017 TALLAHASSEE REGIONAL AT TALLAHASSEE, FL

(4) Tennessee Tech 3, (1) Florida State 1

(3) Auburn 7, (2) UCF 4

(1) Florida State 6, (2) UCF 1 (UCF eliminated)

(3) Auburn 5, (4) Tennessee Tech 3

(1) Florida State 5, (4) Tennessee Tech 3 (Tennessee Tech eliminated)

(1) Florida State 8, (3) Auburn 7 [10 inn.]

(1) Florida State 6, (3) Auburn 0 (Auburn eliminated)

2018 RALEIGH REGIONAL AT RALEIGH, NC

(2) Auburn 13, (3) Northeastern 4

(4) Army 5, (1) N.C. State 1

(1) N.C. State 9, (3) Northeastern 3 (Northeastern eliminated)

(2) Auburn 12, (4) Army 1

(1) N.C. State 11, (4) Army 1 (Army eliminated)

(2) Auburn 15, (1) N.C. State 7 (N.C. State eliminated)

AUBURN IN SUPER REGIONALS

1999 SUPER REGIONAL AT TALLAHASSEE, FL

(1) Florida State 10, (2) Auburn 2

Florida State 6, Auburn 3 (Auburn eliminated)

2018 SUPER REGIONAL AT GAINESVILLE, FL

(1) Florida 8, (2) Auburn 2

(2) Auburn 3, (1) Florida 2

(1) Florida 3, (2) Auburn 2 [11 inn.]

AUBURN SUPER REGIONAL RECORDS

BATTING

AT BATS

Game: 5, six times

Series: 14, Will Holland (2018) [3 games]

RUNS

Game: 1, 11 times

Series: 2, two times, last by Steven Williams (2018) [3 games]

HITS

Game: 2, four times

Series: 3, three times, last by Will Holland & Josh Anthony (2018) [3 games]

RBI

Game: 3, Todd Faulkner vs. Florida St. (6/5/99)

Series: 4, Todd Faulkner (1999) [2 games]

HOME RUNS

Game: 1, two times

Series: 1, two times, last by Steven Williams (2018) [3 games]

STOLEN BASES

Game: 2, Mailon Kent vs. Florida St. (6/4/99)

BATTING AVERAGE

Series [min. 7 AB]: .429, Gabe Gross (1999) [3-for-7 in 2 games]

PITCHING

INNINGS PITCHED

Game: 8.1, Brent Schoening vs. Florida St. (6/5/99)

Series: 8.1, Brent Schoening vs. (1999)

STRIKEOUTS

Game: 11, Brent Schoening vs. Florida St. (6/5/99)

Series: 11, Brent Schoening vs. (1999)

BASE ON BALLS

Game: 5, Brent Schoening vs. Florida St. (6/5/99)

5, Hayden Gliemmo vs. Florida St. (6/4/99)



NCAA REGIONALS

BATTING

GAMES PLAYED

Series: 5, by 32 players (1995, 1997, 1998, 2010)
 Career: 16, Todd Faulkner (1998-2001)
 16, Mailon Kent (1998-2001)

AT BATS

Game: 6, by 33 players
 Series: 25, Rob Maccry (1997) [5 games]
 Career: 65, Todd Faulkner (1998-2001) [16 gms]

RUNS SCORED

Game: 4, Steven Williams vs. Northeastern (6/1/18)
 4, Gabe Gross vs. Jacksonville (5/25/01)
 4, Jonathan Schuerholz vs. Georgia Southern (5/27/00)
 4, Todd Faulkner vs. Rutgers (5/21/98)
 4, Chad Wandall vs. Oklahoma (5/23/98)
 Series: 11, Adam Sullivan (1997) [5 games]
 Career: 19, Todd Faulkner (1998-2000) [16 gms]

HITS

Game: 5, Javon Moran vs. Fla. Atlantic (5/31/02)
 5, Adam Sullivan vs. W. Car. (5/22/97)
 5, Mark Bellhorn vs. ODU (5/27/94)
 5, Cliff Shanks vs. Okla. St. (5/29/93)
 Series: 14, Adam Sullivan (1997) [5 games]
 Career: 30, Todd Faulkner (1998-2001) [16 gms]

RUNS BATTED IN

Game: 5, Josh Anthony vs. N.C. State (6/3/18)
 5, Trent Mummey vs. Southern Miss (6/6/2010)
 5, Sean Gamble vs. Fla. Atlantic (5/31/02)
 5, Frank Thomas vs. Seton Hall (5/23/87)
 5, Scotty Long vs. Clemson (1967)
 5, Scotty Long vs. Florida State (1967)
 Series: 11, Mike Killmet (1994)
 11, Scotty Long (1967)
 Career: 22, Todd Faulkner (1998-2000) [16 gms]

SINGLES

Game: 5, Adam Sullivan vs. W. Car. (5/22/97)
 Series: 12, Adam Sullivan (1997) [5 games]
 Career: 17, Jay Waggoner (1993-95) [12 gms]

DOUBLES

Game: 2, 17 times, most recently by Josh Anthony vs. N.C. State (6/1/18)
 Series: 5, Trent Mummey (2010) [5 games]
 5, Mark Bellhorn (1994) [4 games]
 Career: 7, Mailon Kent (1998-01) [16 games]

TRIPLES

Game: 1, 13 times, most recently by Steven Williams vs. Army (6/2/18)
 Series: 2, Javon Moran (2003) [4 games]
 Career: 2, Javon Moran (2001-03) [10 games]
 2, Mark Bellhorn (1993-95) [12 games]

HOME RUNS

Game: 2, Todd Faulkner vs. Rutgers (5/21/98)
 2, Josh Etheredge vs. Rutgers (5/23/98)
 2, Scotty Long vs. Florida St. (1967)
 2, Scotty Long vs. Clemson (1967)
 Series: 4, Scotty Long (1967) [4 games]
 4, Todd Faulkner (1998) [5 games]
 Career: 5, Todd Faulkner (1998-01) [16 games]

STOLEN BASES

Game: 2, Javon Moran vs. Clemson (5/31/03)
 2, Pat Keedy vs. Memphis (5/20/78)
 2, Dom Fucci vs. Memphis (5/20/78)
 Series: 3, Javon Moran (2003) [4 games]
 Career: 4, Javon Moran (2001-03) [10 games]

BASES ON BALLS

Game: 3, Justin Bryant vs. Clemson (6/6/10)
 3, Mitch Duke vs. Okla. State (5/29/93)
 Series: 5, Mitch Duke (1993) [3 games]
 5, Dominic Rich (1998) [5 games]

STRIKEOUTS

Game: 4, Kevin Chabot vs. Okla. (5/28/95)
 Series: 12, Kevin Chabot (1995) [5 games]
 Career: 15, Kevin Chabot (1993-95) [9 games]

BATTING AVERAGE

Series [min. 15 AB]: .667, Mark Bellhorn (1994)
 [12-for-18 in 4 games]
 Career [min. 25 AB]: .462, Todd Faulkner
 (1998-01) [30-for-65 in 16 games]

HITTING STREAK

Career: 15, Mailon Kent (1998-01)
 12, Todd Faulkner (1999-01)
 11, Gabe Gross (1999-01)

PITCHING

GAMES PITCHED

Series: 4, Finley Woodward (1995)
 Career: 7, Colter Bean (1996-2000)

GAMES STARTED

Series: 2, Tim Hudson (1997)
 2, Ryan Halla (1995)
 2, John Powell (1994)
 2, Stacy Jones (1987)
 2, Mark Chapman (1987)
 2, Q.V. Lowe (1967)
 2, Hayden Gliemmo (1998)
 Career: 4, Chris Bootcheck (1998-00)

GAMES RELIEVED

Series: 4, Finley Woodward (1995)
 Career: 7, Colter Bean (1996-00)

WINS

Series: 2, Tim Hudson (1997)
 2, John Powell (1994)
 2, Q.V. Lowe (1967)
 Career: 3, John Powell (1993-94)

LOSSES

Series: 2, Scott Roney (1978)
 2, Kevin Knorst (1998)
 Career: 2, Chris Bootcheck (1998-00)
 2, Ryan Halla (1993-95)
 2, Kevin Knorst (1998-00)
 2, Scott Roney (1978)

SAVES

Series: 2, Colter Bean (1998)
 2, Patrick Dunham (1997)
 2, Finley Woodward (1995)
 2, Joe Beckwith (1976)
 Career: 2, Colter Bean (1998)
 2, Patrick Dunham (1997)
 2, Finley Woodward (1995)
 2, Joe Beckwith (1976)

INNINGS PITCHED

Game: 13.0, Q.V. Lowe vs. Clemson (1967)
 Series: 25.0, Q.V. Lowe (1967) [2 games]
 Career: 27.1, Levale Speigner (2000-03) [6 games]

STRIKEOUTS

Game: 14, John Powell vs. Arizona (5/28/93) [9 IP]
 14, Q.V. Lowe vs. Clemson (1967) [13 IP]
 Series: 26, Q.V. Lowe (1967) [2 games]
 22, John Powell (1994) [2 games]
 Career: 36, John Powell (1993-94) [3 games]

BASES ON BALLS

Game: 6, Josh Sullivan vs. Florida State (6/4/05)
 6, Ryan Halla vs. Okla. State (5/29/93)
 Series: 6, Josh Sullivan (2005) [1 game]
 6, Ryan Halla (1993) [1 game]
 6, Tim Hudson (1997) [2 games]
 Career: 13, Ryan Halla (1993-95) [6 gms/23.1 IP]





SEC TOURNAMENT

SEC TOURNAMENT RESULTS

Year	Opponent	Score	Result	Location
1978	Georgia	8-7 [12]	W	Gainesville, Fla.
	Mississippi State	10-7	W	Gainesville, Fla.
	Mississippi State	2-3	L	Gainesville, Fla.
1980	Mississippi State	8-5	W	Gainesville, Fla.
	Vanderbilt	3-2	W	Gainesville, Fla.
	Ole Miss	7-4	W	Gainesville, Fla.
	Vanderbilt	3-16	L	Gainesville, Fla.
1986	Vanderbilt	0-13	L	Gainesville, Fla.
	Alabama	7-8 [11]	L	Baton Rouge, La.
1987	Georgia	7-11	L	Baton Rouge, La.
	LSU	9-8	W	Athens, Ga.
	Kentucky	5-4 [10]	W	Athens, Ga.
1988	Mississippi State	3-4	L	Athens, Ga.
	LSU	2-4	L	Athens, Ga.
	Mississippi State	7-10	L	Starkville, Miss.
1989	Florida	3-4	L	Starkville, Miss.
	Mississippi State	5-3	W	Gainesville, Fla.
1990	Georgia	8-9	L	Gainesville, Fla.
	LSU	8-5	W	Gainesville, Fla.
	Florida	4-2 [10]	W	Gainesville, Fla.
	Georgia	2-1	W	Gainesville, Fla.
1991	Mississippi State	2-16	L	Hoover, Ala.
	Vanderbilt	3-4	L	Hoover, Ala.
1992	Florida	7-8	L	Baton Rouge, La.
	Kentucky	8-5	W	Baton Rouge, La.
	Miss. State	0-1 [7]	L	Baton Rouge, La.
1993	Florida	0-2	L	New Orleans, La.
	Mississippi State	1-4	L	New Orleans, La.
	Alabama	13-4	W	Baton Rouge, La.
1994	Arkansas	3-1	W	Baton Rouge, La.
	LSU	5-16	L	Baton Rouge, La.
	Mississippi State	10-13 [10]	L	Baton Rouge, La.
	Arkansas	3-1 [17]	W	Oxford, Miss.
1995	Mississippi State	2-1	W	Oxford, Miss.
	LSU	2-3	L	Oxford, Miss.
	Mississippi State	9-5	W	Oxford, Miss.
	LSU	4-5	L	Oxford, Miss.
	Mississippi State	0-1	L	Starkville, Miss.
1997	Ole Miss	10-3	W	Starkville, Miss.
	LSU	5-7	L	Starkville, Miss.
	Arkansas	7-3	W	Columbus, Ga.
1998	LSU	2-5	L	Columbus, Ga.
	Mississippi State	5-4	W	Columbus, Ga.
	Florida	5-17	L	Columbus, Ga.
1999	Alabama	11-8	W	Hoover, Ala.
	Florida	6-4	W	Hoover, Ala.
	Alabama	3-4	L	Hoover, Ala.
	Alabama	9-1	W	Hoover, Ala.
	Arkansas	7-5	W	Hoover, Ala.
2000	LSU	6-2	W	Hoover, Ala.
	Arkansas	3-2	W	Hoover, Ala.
	Arkansas	5-9	L	Hoover, Ala.
	Arkansas	6-9	L	Hoover, Ala.
2001	Florida	2-7	L	Hoover, Ala.
	South Carolina	4-11	L	Hoover, Ala.
2002	Georgia	4-8	L	Hoover, Ala.
	South Carolina	4-5	L	Hoover, Ala.
2003	LSU	1-2	L	Hoover, Ala.
	Arkansas	5-8	L	Hoover, Ala.
	Vanderbilt	3-1	W	Hoover, Ala.
	Alabama	5-7	L	Hoover, Ala.
2010	South Carolina	5-1	W	Hoover, Ala.
	Alabama	3-13 [7]	L	Hoover, Ala.
	Alabama	1-7	L	Hoover, Ala.
	South Carolina	3-1 [12]	W	Hoover, Ala.
2011	Ole Miss	7-10 [10]	L	Hoover, Ala.
	South Carolina	3-7	L	Hoover, Ala.
2012	Georgia	2-3	L	Hoover, Ala.
	Florida	1-6	L	Hoover, Ala.
	Georgia	3-2	W	Hoover, Ala.
2018	South Carolina	3-5	L	Hoover, Ala.

2013	Alabama	3-6	L	Hoover, Ala.
2015	Kentucky	6-3	W	Hoover, Ala.
	LSU	9-8	L	Hoover, Ala.
2017	Florida	11-2	L	Hoover, Ala.
	Ole Miss	5-4	W	Hoover, Ala.
	Florida	4-5	L	Hoover, Ala.
2018	Arkansas	0-12 [7]	L	Hoover, Ala.
	Kentucky	4-3 [11]	W	Hoover, Ala.
	Ole Miss	9-3	W	Hoover, Ala.
	Texas A&M	2-4	L	Hoover, Ala.
	Ole Miss	0-7	L	Hoover, Ala.

SEC TOURNAMENT RESULTS BY YEAR

Year	Result	W-L	Location
1978	CHAMPIONS	3-1	Gainesville, Fla.
1980	Second	2-2	Gainesville, Fla.
1986	Fourth	0-2	Baton Rouge, La.
1987	Third	2-2	Athens, Ga.
1988	Sixth	0-2	Starkville, Miss.
1989	CHAMPIONS	4-1	Gainesville, Fla.
1990	Tied Fifth	0-2	Hoover, Ala.
1991	Fourth	1-2	Baton Rouge, La.
1992	Tied Seventh	0-2	New Orleans, La.
1993	Third	2-2	Baton Rouge, La. (West)
1994	Second	3-2	Oxford, Miss. (West)
1995	Tied Fourth	1-2	Starkville, Miss. (West)
1997	Fourth	2-2	Columbus, Ga.
1998	CHAMPIONS	4-1	Hoover, Ala.
1999	Third	2-2	Hoover, Ala.
2000	Tied Seventh	0-2	Hoover, Ala.
2001	Tied Seventh	0-2	Hoover, Ala.
2002	Tied Seventh	0-2	Hoover, Ala.
2003	Tied Third	2-2	Hoover, Ala.
2010	Tied Fifth	1-2	Hoover, Ala.
2011	Tied Seventh	0-2	Hoover, Ala.
2012	Tied Seventh	1-2	Hoover, Ala.
2013	Tied Ninth	0-1	Hoover, Ala.
2015	Tied Eighth	1-2	Hoover, Ala.
2017	Tied Seventh	1-2	Hoover, Ala.
2018	Tied Fifth	2-2	Hoover, Ala.

SEC TOURNAMENT RESULTS BY LOCATION

Location	Years	Record	Titles
Athens, Ga.	1	2-2	0
Baton Rouge, La.	3	3-6	0
Columbus, Ga.	1	2-2	0
Gainesville, Fla.	3	9-4	2
Hoover, Ala.	14	14-26	1
New Orleans, La.	1	0-2	0
Oxford, Miss.	1	3-2	0
Starkville, Miss.	2	1-4	0
	25	34-48	3

SEC TOURNAMENT RESULTS BY OPPONENT

Opponent	W-L
Alabama	3-6
Arkansas	5-4
Florida	2-8
Georgia	3-4
Kentucky	4-0
LSU	3-8
Ole Miss	4-2
Mississippi State	6-8
South Carolina	2-4
Tennessee	0-0
Texas A&M	0-1
Vanderbilt	2-3
25 Tournaments	34-48



SEC TOURNAMENT

AUBURN IN SEC CHAMPIONSHIP SERIES

1948		
Mississippi State.....	2-6	L
Mississippi State.....	5-8	L
Mississippi State.....	3-4	L

1958		
at Alabama.....	3-2	W
at Alabama.....	5-4	W
***** CHAMPIONS *****		

1961		
LSU.....	3-4	L
at LSU.....	5-6	L

1963		
at Ole Miss.....	6-7	L
OLE MISS.....	7-4	W
OLE MISS.....	6-2	W
***** CHAMPIONS *****		

1964		
OLE MISS.....	10-9	W
at Ole Miss.....	0-7	L
at Ole Miss.....	0-5	L

1965		
at Miss. State.....	1-10	L
MISS. STATE.....	3-2	W
MISS. STATE.....	1-2	L

1967		
at Ole Miss.....	2-1	W
OLE MISS.....	9-6	W
***** CHAMPIONS *****		

1976		
at Kentucky.....	6-7	L
KENTUCKY.....	6-0	W
KENTUCKY.....	14-6	W
***** CHAMPIONS *****		

Note: Auburn represented the SEC's Eastern Division in all of its championship series appearances except for 1976, when the Tigers were a member of the SEC West.

AUBURN SEC TOURNAMENT RECORDS

BATTING

GAMES PLAYED

Series:	5, by 27 players
Career:	14, Jay Waggoner (1992-95)
	14, Mike Killimett (1991-94)
	14, Brandon Moore (1991-94)

AT BATS

Game:	8, Mike Killimett vs. Arkansas (5/19/94)
	8, Russell Whittenburg vs. Ark. (5/19/94)
Series:	24, Chris Hart (1989) [5 games]
Career:	59, Jay Waggoner (1992-95) [14 gms]
	59, Brandon Moore (1991-94) [14 gms]

RUNS

Game:	3, Tony Caldwell vs. Ole Miss (5/28/10)
	3, Heath Kelly vs. Arkansas (5/17/98)
	3, Andrew Albrecht vs. Ky. (5/17/91)
	3, Frank Thomas vs. Miss. St. (5/12/88)
	3, Dom Fucci vs. Miss. St. (5/15/78)
Series:	7, Heath Kelly (1998) [5 games]
Career:	11, Andrew Albrecht (1988-91) [12 gms]

HITS

Game:	4, Sean Gamble vs. Arkansas (5/23/02)
	4, Chad Wandall vs. Alabama (5/13/98)
	4, Shawn McNally vs. Ark. (5/19/94)
	4, Brandon Moore vs. Florida (5/13/92)
	4, Trey Gainous vs. Kentucky (5/15/87)
Series:	11, Scott Pratt (1998) [5 games]
Career:	19, Brandon Moore (1991-94) [14 gms]

RBI

Game:	5, Mark Bellhorn vs. LSU (5/20/95)
Series:	8, Mitch Duke (1993) [4 games]
Career:	13, Mark Bellhorn (1993-95) [12 gms]

DOUBLES

Game:	2, Heath Kelly vs. Alabama (5/16/98)
	2, Mailon Kent vs. Alabama (5/16/98)
	2, Brian Alyea vs. Miss. State (5/23/93)
	2, Tony Haney vs. LSU (5/14/87)
	2, Steve Renfroe vs. Vandy (5/13/80)
	2, J.B. Brown vs. Miss. State (5/13/78)
Series:	4, Heath Kelly (1998) [5 games]
Career:	6, Mailon Kent (1998-01) [12 games]

TRIPLES

Game:	1, Chris Christopher vs. Miss. St. (5/23/93)
	1, Jackson Burgreen vs. Kentucky (5/20/15)
	1, Anfernee Grier vs. Florida (5/21/15)
	1, Jonah Todd vs. Ole Miss (5/23/17)
Series:	1, four times (most recently Todd in 2017, 3 gms)
Career:	1, Chris Christopher (1991-93); Anfernee Grier (2014-16); Jackson Burgreen (2013-15); Jonah Todd (2017)

HOME RUNS

Game:	2, Frank Thomas vs. Georgia (5/12/89)
	2, Mark Bellhorn vs. LSU (5/20/95)
Series:	2, Todd Faulkner (1998) [5 games]
	2, Mark Bellhorn (1995) [3 games]
	2, Mark Bellhorn (1994) [5 games]
	2, Brandon Moore (1993) [4 games]
	2, Chris Hart (1989) [5 games]
	2, Frank Thomas (1989) [5 games]
	2, Dom Fucci (1978) [4 games]
Career:	4, Frank Thomas (1987-89) [11 games]
	4, Mark Bellhorn (1993-95) [12 games]

STOLEN BASES

Game:	2, Jay Estes vs. Texas A&M (5/24/18)
	2, Jay Gonzalez vs. Georgia (5/23/12)
	2, Scott Pratt vs. Alabama (5/16/98)
	2, Shawn McNally vs. Ark. (5/19/94)
Series:	3, Jay Estes (2018) [4 games]
	3, Melvin Gray (2015) [3 games]

BASES ON BALLS

Game:	3, seven times, most recently by Steven Williams vs. Ole Miss (5/23/18)
Series:	9, Alan Mock (1980) [4 games]
Career:	13, Mark Bellhorn (1993-95) [12 gms]

STRIKEOUTS

Game:	5, Russell Whittenburg vs. Ark. (5/19/94)
Series:	8, Josh Etheredge (1997) [4 games]
Career:	13, Josh Etheredge (1997-98) [9 games]

BATTING AVERAGE

Series [min. 15 AB]:	.563, Brian Alyea (1993) [9-for-16 in 4 games]
Career [min. 25 AB]:	.481, Trey Gainous (1986-87) [13-for-27 in 6 games]

PITCHING

GAMES PITCHED

Series:	4, Scott Roney (1978)
Career:	7, Scott Renner (1987-91)

GAMES STARTED

Series:	2, John Powell (1993)
	2, John Powell (1991)
	2, Phil Deriso (1980)
Career:	6, John Powell (1991-94)

GAMES RELIEVED

Series:	4, Reid Roney (1978)
Career:	6, Jon Hebel (1990-93)

WINS

Series:	2, Kevin Knorst (1998)
	2, Tommy Youngblood (1989)
	2, Gregg Olson (1987)
Career:	2, Colter Bean (1996-00)
	2, Kevin Knorst (1997-98)
	2, Ryan Halla (1993-95)
	2, Mike Ferry (1989-90)
	2, Tommy Youngblood (1987-89)
	2, Gregg Olson (1986-88)
	2, Mark Shiflett (1978-80)

LOSSES

Series:	1, 37 times
Career:	2, eight times

INNINGS PITCHED

Game:	9.0, Chris Morrison vs. Miss. (5/19/95)
	9.0, Kevin Humphreys vs. MSU (5/20/94)
	9.0, John Powell vs. Arkansas (5/19/94)
Series:	11.0, Tommy Youngblood (1989)
Career:	33.1, John Powell (1991-94)

STRIKEOUTS

Game:	13, John Powell vs. Ark. (5/19/94) [9 IP]
Series:	14, John Powell (1991) [8.0 IP, 2 games]
Career:	47, John Powell (1991-94) [33.1 IP]

BASES ON BALLS

Game:	5, six tied with
Series:	8, Phil Deriso (1980) [9.0 IP, 2 games]
Career:	15, Jon Hebel (1990-93) [13.0 IP]





HONORS AND AWARDS

ROTARY SMITH AWARD

1997 Tim Hudson, RHP-OF

ROTARY SMITH AWARD FINALIST

1997 Tim Hudson, RHP-OF
2000 Todd Faulkner, 1B

ALL-AMERICANS (26)

1958 Pat Duke, C (ABCA)
1962 Larry Nichols, CF (ABCA)
1964 Jimmy Barfield, 3B (ABCA)
1967 Q.V. Lowe, P (ABCA)
1978 Dom Fucci, 1B (ABCA)
1987 Gregg Olson, P (BA)
1988 Gregg Olson, P (ABCA, BA)
1989 Frank Thomas, 1B (Consensus)
1993 John Powell, P (ABCA, BA, CB)
1994 Jay Waggoner, 1B (NCBWA)
1995 Mark Bellhorn, SS (BA)
Ryan Halla, P (BA, CB)
Finley Woodward (CB)
1997 Tim Hudson, UT (BA, CB)
1999 Casey Dunn, C (BA, CB)
Brent Schoening, P (BA, CB)
Chris Bootcheck, P (CB)
2000 Todd Faulkner, 1B (BA, CB)
Gabe Gross, OF (BA, CB)
Steven Register, P (CB)
2003 John Madden, RP (CB)
2010 Hunter Morris, 1B (BA, NCBWA, CB)
Brian Fletcher, OF (NCBWA)
2016 Anfernee Grier, OF (BA, NCBWA, D1, PG)
2017 Casey Mize, P (ABCA, BA, PG)
2018 Casey Mize, P (Consensus)

FRESHMEN ALL-AMERICANS (19)

1998 Todd Faulkner (CB)
Hayden Gliemmo (CB, BA, SN)
1999 Gabe Gross (CB, BA)
2000 Bobby Huddleston (BA)
Jonathan Schuerholz (CB-HM)
2001 Javon Moran (CB)
2002 Tug Hulett (CB-HM)
Chuck Jeroloman (CB-HM)
2006 Mike Bianucci (CB, BA)
Luke Greinke (CB)
2008 Grant Dayton (CB)
Brian Fletcher (CB, BA, NCBWA)
Hunter Morris (CB, BA, NCBWA)
2009 Casey McElroy (CB)
2014 Keegan Thompson (CB, BA, PG)
2018 Tanner Burns (BA, CB, D1, PG)
Cody Greenhill (CB, D1, NCBWA, PG)
Edouard Julien (BA, CB, D1, NCBWA, PG)
Steven Williams (CB, D1, PG)

ACADEMIC ALL-AMERICANS (10)

1972 Joe Haefner (1st Team)
1981 Robert Sorrell (2nd Team)
1982 Robert Sorrell (1st Team)
1987 David (Rock) Wilson (3rd Team)
1991 Jeff Letherman (1st Team)
1997 Adam Sullivan (2nd Team)
1999 Casey Dunn (1st Team)
2001 Gabe Gross (2nd Team)
2008 Ben Jones (2nd Team)
2015 Cole Lipscomb (2nd Team)
2017 Cole Lipscomb (1st Team)

USA NATIONAL TEAM (10)

1987 Gregg Olson, P
1993 Mark Bellhorn, SS
1993 John Powell, P
1994 Mark Bellhorn, SS
2003 Steven Register, P
2006 Tom Slater, Assistant Coach
2008 Hunter Morris, IF
2015 Anfernee Grier, OF
2017 Casey Mize, P
2018 Tanner Burns, P

NATIONAL FRESHMAN OF THE YEAR

1998 Hayden Gliemmo, UT (BA)

ABCA SOUTH REGION COACH OF THE YEAR

1994 Hal Baird

ABCA ALL-SOUTH REGION

1977 Joe Beckwith, P
1978 Dom Fucci, 1B
1982 Doug Gilcrease, SS (2nd)
1985 Paul Foster, OF
Bo Jackson, DH
1986 Paul Foster, OF
1987 Gregg Olson, P (2nd)
1988 Gregg Olson, P
1989 Clark Preble, OF
Frank Thomas, 1B
1990 Tim Edge, C (2nd)
1993 John Powell, P
Cliff Shanks, DH (2nd)
1994 Brandon Moore, SS (2nd)
Jay Waggoner, 1B (2nd)
1995 Mark Bellhorn, SS
Ryan Halla, P
Shawn McNally, OF
Finley Woodward, RP
Chris Morrison, P (2nd)
1997 Tim Hudson, P
Tim Hudson, OF
Casey Dunn, C (2nd)
2000 Todd Faulkner, 1B
Gabe Gross, OF
Chris Bootcheck, P (2nd)
2002 Bobby Huddleston, C
2003 Steven Register, P
Tug Hulett, 2B (2nd)
2005 John Madden, RP
2006 Mike Bianucci, DH
2007 Mike Bianucci, OF (2nd)
2010 Brian Fletcher, OF
Hunter Morris, 1B
Trent Mummey, OF (2nd)
2016 Anfernee Grier, OF (2nd)
2017 Casey Mize, P (1st)
Jonah Todd, OF (2nd)
2018 Casey Mize, P (1st)
Will Holland, SS (1st)
Edouard Julien, DH (2nd)

NCBWA DISTRICT III PLAYER OF THE YEAR

2000 Todd Faulkner, 1B
2018 Casey Mize, P

NATIONAL PLAYER OF THE WEEK

2000 Gabe Gross, OF (CB, 2/14)
2001 Gabe Gross, OF (NCBWA, 4/15)
2002 Eric Brandon, RHP (NCBWA, 3/4)
Eric Brandon, RHP (CB, 3/4)
Colby Paxton, RHP (CB, 3/18)
2007 Josh Donaldson, C (CB, 2/12)
2010 Brian Fletcher, OF (NCBWA, 3/1)
Hunter Morris, 1B (NCBWA, 3/22)
2018 Casey Mize, RHP (NCBWA, PG, CB 3/13)
Casey Mize, RHP (PG, CB, 5/8)
Will Holland, SS (NCBWA, CB, 5/23)

SEC PLAYER OF THE YEAR

1997 Tim Hudson, RHP-OF
2010 Hunter Morris, 1B

SEC COACH OF THE YEAR

1937 Dell Morgan
1958 Joe Connally
1963 Paul Nix
1967 Paul Nix
1976 Paul Nix
1978 Paul Nix

ALL-SEC

1951 Bill Letchworth, P
1952 Inman Veal, UT
1954 Jim Pyburn, 3B
Doug Dickey, CF
Paul Susce, P
1955 Doug Dickey, RF
1956 Alton Shell, RF
1957 Rex Frederick, RF

1958 L.F. Lanier, RF
Pat Duke, C
Red Roberts, P

1960 Jim Douglas, 2B
Alan Koch, P

1961 Jim Douglas, 2B
Larry Nichols, OF

1962 Larry Nichols, OF
1963 Jim Bachus, OF
Vic Svetloy, C
Joe Overton, P

1964 Jimmy Martin, 2B
Jim Barfield, 3B

Otis Bibb, UT
Harry Doles, C
Jimmy Crysel, P

1965 Pete McKenzie, 2B
Dink Haire, OF
Harry Doles, C

1966 Monte Sharpe, P
Scotty Long, SS
Frank Fryer, OF
Q.V. Lowe, P

1967 Greg Golden, 3B
Rick Countryman, OF
Q.V. Lowe, P

1968 Frank Baldasare, 1B
George Simmons, OF

1969 John Shafer, SS
1970 Andy Merchant, C

1971 Joe Martin, OF
Andy Merchant, C

1972 Joe Haefner, OF
Andy Merchant, C

1974 Vick Sharek, 3B
Davis May, P

1976 Richie Howard, 3B
Curt Cope, OF
Tommy Morton, C

Joe Beckwith, P
Robert Hudson, P

1977 Joe Beckwith, P
1978 Dom Fucci, 1B
J.B. Brown, 2B

1982 Doug Gilcrease, SS
1985 Paul Foster, OF

1986 Paul Foster, OF
1987 Frank Thomas, 1B
Gregg Olson, P
Rock Wilson, OF
Kevin Henry, 3B (2nd)

1988 Frank Thomas, 1B
Clark Preble, OF
Gregg Olson, P

Kevin Henry, 3B (2nd)
1989 Frank Thomas, 1B
Tommy Youngblood, P

1990 Tim Edge, C
1991 John Powell, P

1992 John Powell, P (2nd)
1993 Mitch Duke, C

John Powell, P
Cliff Shanks, DH (2nd)

1994 Jay Waggoner, 1B
Kevin Chabot, DH (2nd)
Mike Killmet, OF (2nd)
Brandon Moore, SS (2nd)
John Powell, P (2nd)

1995 Mark Bellhorn, SS
Chris Morrison, P
Kevin Chabot, OF (2nd)



HONORS AND AWARDS

- Ryan Halla, P (2nd)
Jay Waggoner, 1B (2nd)
1996 Josh Etheredge, 1B (2nd)
1997 Casey Dunn, C
Tim Hudson, P
Tim Hudson, OF
Adam Sullivan, OF (2nd)
1998 Todd Faulkner, DH
Josh Etheredge, OF (2nd)
Scott Pratt, SS (2nd)
1999 Casey Dunn, C
Brent Schoening, P
Mailon Kent, OF (2nd)
2000 Chris Bootcheck, P
Todd Faulkner, 1B
Gabe Gross, OF
Colter Bean, P (2nd)
Mailon Kent, OF (2nd)
2001 Gabe Gross, OF
Mailon Kent, OF (2nd)
2002 Bobby Huddleston, DH (2nd)
Trent Pratt, C (2nd)
2003 Steven Register, P
Tug Hulett, 2B
Karl Amonite, 1B (2nd)
Bobby Huddleston, DH (2nd)
Javon Moran, OF (2nd)
Steven Register, P (2nd)
2004 Josh Bell, C
John Madden, RP
Clete Thomas, OF (2nd)
2006 Mike Bianucci, DH (1st & FR)
Luke Greinke, OF (FR)
2007 Mike Bianucci, OF (2nd)
Robert Brooks, 2B (FR)
2008 David Cunningham, 3B (FR)
Grant Dayton, SP (FR)
Brian Fletcher, OF (FR)
Hunter Morris, 1B (2nd & FR)
2010 Grant Dayton, SP (2nd)
Brian Fletcher, OF
Ryan Jenkins, C (2nd)
Hunter Morris, 1B
Trent Mummey, OF
Kevin Patterson, DH
2011 Casey McElroy, SS
Tony Caldwell, C (2nd)
2012 Ryan Tella, OF (2nd)
2013 Garrett Cooper, 1B (2nd)
2014 Keegan Thompson, SP (FR)
2015 Cole Lipscomb, SP (2nd)
2016 Anfernee Grier, OF (2nd & PRE)
2017 Jonah Todd, OF (2nd)
2018 Casey Mize, SP
Will Holland, SS (2nd)
Tanner Burns, SP (FR)
Cody Greenhill, RP (FR)
Edouard Julien, DH (FR)
Steven Williams, OF (FR)
Luke Jarvis, 2B (DEF)

SEC ALL-EASTERN DIVISION

- 1961** Jack Anderson, 1B
Jim Douglas, 2B
Larry Nichols, OF
Jim Boyd, Pp
1962 Wayne Fowler, UT
Larry Nichols, OF
Joe Overton, P
1963 Otis Bibb, SS
Jim Bachus, CF
Vic Svetley, C
Joe Overton, P
1964 Jimmy Martin, 2B
Jim Barfield, 3B
Otis Bibb, SS
Jim Bachus, OF
Dink Haire, OF
Harry Doles, C
Jim Crysael, P

- 1965** Pete McKenzie, 2B
Dink Haire, OF
Frank Fryer, OF
Harry Doles, C
Monte Sharpe, P
1966 Ralph Wells, 3B
Scotty Long, SS
Frank Fryer, OF
Q.V. Lowe, P
1967 Pete McKenzie, 2B
Greg Golden, 3B
Scotty Long, UT
Rick Countryman, OF
Q.V. Lowe, P
1968 Frank Baldasare, 1B
Greg Golden, 3B
George Simmons, OF
1969 John Shafer, SS
Andy Merchant, C
1970 Pete Rancont, SS
Andy Merchant, C
1971 Pete Rancont, SS
Joey Martin, OF
Andy Merchant, C
Earl Nance, P
1972 Joe Haefner, OF
Andy Merchant, C
1973 Vic Sharek, 3B
Mark Hatchett, OF
1974 Vic Sharek, 3B
David May, P

SEC ALL-WESTERN DIVISION

- 1976** Dave Duffner, 1B
Mickey Miller, 2B
Richie Howard, 3B
Curt Cape, OF
Tommy Marton, C
Joe Beckwith, P
Robert Hudson, P
1977 John Trageser, C
Joe Beckwith, P
1978 Dom Fucci, 1B
J.B. Brown, 2B
Pat Keedy, SS
1979 Dom Fucci, 1B
Robert Sorrell, OF
Steve Renfro, OF
1980 Johnny Tuff, OF
1982 Doug Gilcrease, SS
David Mogentale, OF
1985 Paul Foster, OF

SEC PLAYER OF THE WEEK

- 1987** Tony Haney (3/23)
Frank Thomas (4/7)
1988 Jeff Livesey (3/22)
1989 Clark Preble (4/17)
1990 Todd O'Donnell (4/2)
Tim Edge (4/10)
1991 Brannen Veal (3/18)
Andrew Albrecht (3/25)
1995 Shawn McNally (5/8)
1996 Josh Etheredge (4/1)
1997 Josh Etheredge (5/5)
1999 Jamie Kersh (3/29)
Casey Dunn (5/17)
2000 Gabe Gross (3/20)
Todd Faulkner (5/15)
2001 Gabe Gross (2/12)
Gabe Gross (4/16)
Mailon Kent (4/23)
Mailon Kent (5/14)
2002 Trent Pratt (5/13)
2003 Josh Bell (2/17)
Bobby Huddleston (3/3)
Tug Hulett (3/24)
2005 Josh Bell (3/28)
2006 Mike Bianucci (2/20)
2007 Mike Bianucci (2/26)
2010 Brian Fletcher (3/1)

- Hunter Morris (3/22)
Justin Fradejas (4/12)
Hunter Morris (4/26)
Trent Mummey (5/3)
2011 Casey McElroy (3/21)
2012 Ryan Tella (3/26)
Blake Austin (4/29)
2013 Damek Tomscha (5/6)
2015 Anfernee Grier (3/2)
2017 Josh Anthony (4/24)
Jonah Todd (5/1)
2018 Will Holland (5/21)

SEC PITCHER OF THE WEEK

- 1989** Tommy Youngblood (5/8)
1991 John Powell (4/29)
1992 Mark Fuller (5/4)
1993 John Powell (4/19)
1994 John Powell (5/2)
1995 Ryan Halla (4/3)
Chris Morrison (4/24)
1997 Tim Hudson (3/31)
1998 Hayden Gliemmo (4/6)
2000 Colter Bean (3/27)
Colter Bean (4/17)
2001 Hayden Gliemmo (4/2)
2002 Eric Brandon (3/4)
Colby Paxton (3/18)
2005 Josh Sullivan (3/14)
2008 Bryan Woodall (3/24)
2012 Derek Varnadore (2/20)
2013 Conner Kendrick (5/20)
2015 Keegan Thompson (4/13)
Cole Lipscomb (4/20)
2016 Justin Camp (4/18)
2017 Keegan Thompson (3/6)
2018 Casey Mize (3/12)
Casey Mize (3/19)
Casey Mize (5/7)

SEC FRESHMAN OF THE WEEK

- 2007** Taylor Thompson (4/9)
2008 Grant Dayton (5/5)
2011 Dillon Ortmann (4/11)
2013 Jordan Ebert (5/13)
2014 Keegan Thompson (3/3)
2017 Will Holland (3/20)
Davis Daniel (3/27)
2018 Steven Williams (4/23)

NCAA REGIONAL TOURNAMENT MVP

- 1994** John Powell, P
1997 Tim Hudson, P-OF
1999 Mailon Kent, OF
2018 Josh Anthony, 1B

NCAA REGIONAL ALL-TOURNAMENT

- 1987** Rock Wilson, OF
1989 Joe Siwa, C
Frank Thomas, 1B
1993 John Powell, P
Cliff Shanks, DH
1994 Robert Lewis, C
Mark Bellhorn, 2B
Mike Killmet, OF
Dallan Ruch, DH
John Powell, P
1995 Mark Bellhorn, SS
Kirby Clark, C
Ryan Halla, P
Mark Weeks, 3B
1997 Josh Etheredge, DH
Bryan Hebson, P
Tim Hudson, P
Jamie Kersh, 1B
Rob Macrony, 2B
Adam Sullivan, OF
Chad Wandall, 3B
1998 Josh Etheredge, OF





HONORS AND AWARDS

Todd Faulkner, 1B
 Heath Kelly, 2B
 Scott Pratt, SS
 Brent Schoening, P
1999 Casey Dunn, C
 Todd Faulkner, 1B
 Dominic Rich, 2B
 Mailon Kent, OF
 Hayden Gliemmo, P
2000 Todd Faulkner, 1B
 Gabe Gross, OF
2001 Eric Brandon, P
 Todd Faulkner, 1B
 Gabe Gross, OF
 Jonathan Schuerholz, SS
2003 Javon Moran, OF
 Colby Paxton, OF
 Scott Schade, 3B
2005 Karl Amonite, 1B
 Josh Donaldson, 3B
 Bruce Edwards, OF
 Tyler Johnstone, 2B
 Clete Thomas, OF
2010 Justin Fradejas, OF
 Ryan Jenkins, C
 Hunter Morris, 1B
 Trent Mummy, DH
2015 Jackson Burgreen, OF
2018 Josh Anthony, 1B
 Jay Estes, OF
 Edouard Julien, DH
 Casey Mize, SP
 Brendan Venter, 3B
 Steven Williams, OF

SEC ALL-TOURNAMENT

1978 Dom Fucci, 1B
 J.B. Brown, 2B
 Bo Fucci, DH
1980 Johnny Tutt, OF
 Darrell Wilkes, OF
 John Metasavage, DH
1986 Trey Gainous, OF
 Pat Bailey, UT
1987 Kevin Henry, 3B
 Trey Gainous, OF
1989 Chris Hart, OF
 Jeff Leatherman, 2B
 Clark Preble, OF
 Frank Thomas, 1B
 Tommy Youngblood, P
1993 Brian Alyea, 1B
 Mitch Duke, C
1994 Mark Bellhorn, 2B
 Ryan Halla, P
 Shawn McNally, 3B
 John Powell, P
1995 Frank Sanders, OF
1997 Mark Bellhorn, SS
1998 Kevin Knorst, P
 Hayden Gliemmo, OF
 Heath Kelly, 2B
 Chad Wandall, 3B
1999 Mailon Kent, OF
2003 Bobby Huddleston, C
 Arnold Hughey, P
 Javon Moran, OF
2017 Blake Logan, C
2018 Jay Estes, OF
 Edouard Julien, DH

ACADEMIC ALL-SEC

1971 Jack Baker, 1B
 Pete Rancant, SS
 Earl Nance, P
1972 Joe Haefner, LF
1973 Bill Lawrence, P
1974 Vic Sharek, 3B
1975 Dennis Bailey, CF
1976 Robert Hudson, P
1977 Robert Hudson, P

1979 Lynn Humphries, P
1981 Alan Mock, 2B
 Robert Sorrell, OF
1982 Russell Smith, 2B
 Robert Sorrell, OF
 Sam Sasso, OF
 Gary Smith, P
1983 Russell Smith, 2B
1985 Scott Tillery
 Rock Wilson
1986 Tony Haney
 Rock Wilson
1987 Tony Haney
 Rock Wilson
1988 Tony Haney
 Clark Preble
1989 Derek Crownover
 Jeff Leatherman
 Clark Preble
 Tommy Youngblood
1990 Mickey Tomney, C
 Jeff Leatherman
 John Mooror
 Todd O'Donnell
1991 Tommy Carter
 Mark Fuller, P
 Jon Hebel, P
 Jeff Leatherman
 Todd O'Donnell
1992 Mark Fuller, P
 Todd O'Donnell
 Mickey Tomney, C
1993 Jason Johnson, P
 Jay Waggoner, 3B
1994 Jay Waggoner, 1B
 Russell Whittenburg, OF
1995 Todd Gober, P
 Jason LeBoeuf, P
1996 Elliot Brown, P
 Kirby Clark, C
 Adam Sullivan, OF
1997 Stephen Chambless, IF
 Casey Dunn, C
 Adam Sullivan, OF
 Patrick Wootton, C
1998 Tucker Dearth, OF
 Casey Dunn, C
 George Jones, P
 Kevin Knorst, P
 Derek Reif, OF
1999 Tucker Dearth, OF
 Casey Dunn, C
 Todd Faulkner, 1B
 Mailon Kent, OF
 Derek Reif, OF
 Joseph Zanithos, OF
2000 Tucker Dearth,
 Todd Faulkner, 1B
 Gabe Gross, OF
 Mailon Kent, OF
 Kevin Knorst, P
 Lynn Shoop, OF
 Joseph Zanithos, 1B
2001 Gabe Gross, OF
 Mailon Kent, OF
 Kevin Knorst, P
 Lynn Shoop, OF
 Joseph Zanithos, 1B
2002 Gabe Gross, OF
 Mailon Kent, OF
 Lynn Shoop, OF
 Trent Wilson, OF
2003 Colby Paxton, P
 Scott Schade, 3B
 Josh Todd, IF
2004 Grant Cardwell, P
 Lee Carter, P
 Arnold Hughey, P
 Nick Hulling, C
 Colby Paxton, P
2005 Ted Bryant, P

Grant Cardwell, P
 Chris Dennis, P
 Mike Hnytko, C
 Derek Sain, OF
2006 Josh Blake, P
 Grant Cardwell, P
 Andrew Hall, P
 Clarence Nicely, P
2007 Josh Blake, P
 Blake Carver, P
 Chris Dennis, P
 Ben Jones, OF
 Philip Stringer, IF
2008 Paul Burnside, P
 Evan Crawford, P
 Jamie Drinkard, OF
 Michael Hurst, P
 Ben Jones, OF
2009 Justin Hargett, IF
 Austin Hubbard, P
 Michael Hurst, P
 Jon Luke Jacobs, P
 Ryan Jenkins, C
 Ben Jones, OF
 Cory Luckie, P
 Chris O'Neil, P
 Kevin Patterson, OF
2010 Zach Blatt
 Dan Gamache
 Justin Hargett
 Austin Hubbard
 Jon Luke Jacobs
 Cory Luckie
 Hunter Morris
 Chris O'Neil
 Kevin Patterson
 Brooks Beisner
2011 Zach Blatt
 Caleb Bowen
 Justin Hargett
 Jon Luke Jacobs
 Cory Luckie
 Chris O'Neil
 Kevin Patterson
 Patrick Savage
 Mitchell Self
 Derek Varnadore
2012 Bobby Andrews
 Zach Blatt
 Jon Luke Jacobs
 Cory Luckie
 Patrick Savage
 Mitchell Self
 Creede Simpson
 Derek Varnadore
2013 Bobby Andrews
 Zach Blatt
 Cameron Blinka
 Trey Cochran-Gill
 Jordan Ebert
 Sam Gillikin
 Cole Lipscomb
 Michael O'Neal
 Dillon Ortman
 Kody Ortman
 Patrick Savage
 Mitchell Self
2014 Brett Binning
 Trey Cochran-Gill
 Kevin Davis
 Jordan Ebert
 Sam Gillikin
 Damon Haecker
 Cole Lipscomb
 Blake Logan
 Michael O'Neal
 Patrick Savage
 JJ Shaffer
 Connor Short
 Keegan Thompson
 Derek Varnadore

2015 Robby Clements
 Kevin Davis
 Sam Gillikin
 Antfernee Grier
 Cole Lipscomb
 Blake Logan
 Sam Mason
 Rocky McCord
 Austin Murphy
 Cody Nulph
 JJ Shaffer
 Keegan Thompson
 Izaac Yarbrough
2016 Ben Braymer
 Justin Camp
 Colton Campbell
 Kevin Davis
 Jordan Ebert
 Marc Frazier
 Sam Gillikin
 Cole Lipscomb
 Blake Logan
 Sam Mason
 Andrew Mitchell
 Cody Nulph
 JJ Shaffer
 Keegan Thompson
 Izaac Yarbrough
2017 Kevin Davis
 Bo Decker
 Sam Gillikin
 Dylan Ingram
 Luke Jarvis
 Jeremy Johnson
 Gabe Klobosits
 Cole Lipscomb
 Blake Logan
 Andrew Mitchell
 JJ Shaffer
 Keegan Thompson
2018 Elliott Anderson
 Davis Daniel
 Conor Davis
 Corey Herndon
 Dylan Ingram
 Luke Jarvis
 Jeremy Johnson
 Welby Malczewski
 Andrew Mitchell
 Ryan Watson



AUBURN IN MLB

JACK BAKER

Year Team G Avg AB R H RBI 2B 3B HR
1976 Boston 12 .130 23 1 3 2 0 0 1
1977 Boston 2 .000 3 0 0 0 0 0 0 0
Totals (2 years) 14 .115 26 1 3 2 0 0 1

SAM BARNES

Year Team G Avg AB R H RBI 2B 3B HR
1921 Detroit 7 .182 11 2 2 0 1 0 0

COLTER BEAN

Year Team G/GS W-L SV ERA IP H BB SO
2005 N.Y. (AL) 1/0 0-0 0 4.50 2.0 1 2 2
2006 N.Y. (AL) 2/0 0-0 0 9.00 2.0 2 2 1
2007 N.Y. (AL) 3/0 0-1 0 12.00 3.0 5 5 2
Totals (3 years) 6/0 0-1 0 9.00 7.0 8 9 5

JOE BECKWITH

Year Team G/GS W-L SV ERA IP H BB SO
1979 LA (NL) 17/0 1-2 2 4.38 37.0 42 15 28
1980 LA (NL) 38/0 3-3 0 1.95 60.0 60 23 40
1982 LA (NL) 19/1 2-1 1 2.70 40.0 38 14 33
1983 LA (NL) 42/3 3-4 1 3.55 71.0 73 35 50
1984 Kansas City 49/1 8-4 2 3.40 100.2 92 25 75
1985 Kansas City 49/0 1-5 1 4.07 95.0 37 32 80
1986 LA (NL) 15/0 0-0 0 6.87 18.1 28 6 13
Totals (7 years) 229/5 18-19 7 3.54 422.0 432 150 319

MARK BELLHORN

Year Team G Avg AB R H RBI 2B 3B HR
1997 Oakland 68 .228 224 33 51 19 9 1 6
1998 Oakland 11 .083 12 1 1 1 1 0 0
2000 Oakland 9 .154 13 2 2 0 0 0 0
2001 Oakland 38 .135 74 11 10 4 1 2 1
2002 Chi. (NL) 146 .258 445 86 115 56 24 4 27
2003 Chi./Colo. 99 .221 249 27 55 26 10 1 2
2004 Boston 138 .264 523 93 138 82 37 3 17
2005 Bos./N.Y. (AL) 94 .210 300 43 63 30 20 0 8
2006 San Diego 115 .190 253 26 48 27 11 2 8
2007 Cincinnati 13 .071 14 2 1 1 0 0 0
Totals (10 years) 731 .230 2107 324 484 246 113 13 69

CHRIS BOOTCHECK

Year Team G/GS W-L SV ERA IP H BB SO
2003 Anaheim 4/1 0-1 0 9.58 10.1 16 6 7
2005 Anaheim 5/2 0-1 1 3.38 18.2 19 4 8
2006 Anaheim 7/0 0-1 0 10.45 10.1 16 9 7
2007 Anaheim 51/0 3-3 0 4.77 77.1 81 24 56
2008 Anaheim 10/0 0-1 0 10.13 16.0 30 12 14
2009 Pittsburgh 13/0 0-0 0 11.05 14.2 16 9 13
2013 N.Y. (AL) 1/0 0-0 0 9.00 1.0 2 2 1
Totals (7 years) 91/3 3-7 1 8.33 148.1 180 66 106

SOL CARTER

Year Team G/GS W-L SV ERA IP H BB SO
1931 Philadelphia 2/0 0-0 0 19.29 2.1 1 4 1

JUSTIN CHRISTIAN

Year Team G Avg AB R H RBI 2B 3B HR
2008 N.Y. (AL) 24 .250 40 6 10 6 3 0 0
2011 San Fran. 18 .255 47 6 12 4 5 0 0
2012 San Fran. 34 .125 56 6 7 2 1 0 0
Totals (3 years) 76 .203 143 18 29 12 9 0 0

GARRETT COOPER

Year Team G Avg AB R H RBI 2B 3B HR
2017 N.Y. (AL) 13 .326 43 3 14 6 5 1 0
2018 Miami 14 .212 33 2 7 2 1 0 0
Totals (2 years) 27 .276 76 5 21 8 6 1 0

EVAN CRAWFORD

Year Team G/GS W-L SV ERA IP H BB SO
2012 Toronto 10/0 0-0 0 6.75 8.0 10 4 5

GRANT DAYTON

Year Team G/GS W-L SV ERA IP H BB SO
2016 L.A. (NL) 25/0 0-1 0 2.05 26.1 14 6 39
2017 L.A. (NL) 29/0 1-1 0 4.94 23.2 19 12 20
2018 DNP-INJURED
Totals (2 years) 54/0 1-2 0 3.42 50.0 33 18 59

JOSH DONALDSON

Year Team G Avg AB R H RBI 2B 3B HR
2010 Oakland 14 .156 32 1 5 4 1 0 1
2012 Oakland 75 .241 274 34 66 33 16 0 9
2013 Oakland 158 .301 579 89 174 93 37 3 24
2014 Oakland 158 .255 608 93 155 98 31 2 29
2015 Toronto 158 .297 620 122 184 123 41 2 41
2016 Toronto 155 .284 577 122 164 99 32 5 37
2017 Toronto 113 .270 415 65 112 78 21 0 33
2018 Toronto 36 .234 137 22 32 16 11 0 5
Cleveland 16 .280 50 8 14 7 3 0 3
Totals (8 years) 883 .275 3292 556 906 551 193 12 182

CHARLIE GIBSON

Year Team G Avg AB R H RBI 2B 3B HR
1924 Philadelphia 12 .133 15 1 2 1 0 0 0

GEORGE GRANT

Year Team G/GS W-L SV ERA IP H BB SO
1923 St. Louis (AL) 4/0 0-0 0 5.19 8.2 15 3 2
1924 St. Louis (AL) 21/2 1-2 0 6.26 50.1 67 25 11
1925 St. Louis (AL) 12/0 0-2 0 6.06 16.1 26 8 7
1927 Cleveland 25/3 4-6 1 4.46 74.2 85 40 19
1928 Cleveland 28/18 10-8 0 5.04 155.1 196 76 39
1929 Cleveland 12/0 0-2 0 10.50 24.0 41 23 5
1931 Pittsburgh 11/0 0-0 0 7.41 17.0 28 7 6
Totals (7 years) 113/23 15-20 1 5.64 346.1 458 182 89

IVY GRIFFIN

Year Team G Avg AB R H RBI 2B 3B HR
1919 Philadelphia 17 .294 68 5 20 6 2 2 0
1920 Philadelphia 129 .238 467 46 111 20 15 1 0
1921 Philadelphia 39 .320 103 14 33 13 4 2 0
Totals (3 years) 185 .257 638 65 164 39 21 5 0

GABE GROSS

Year Team G Avg AB R H RBI 2B 3B HR
2004 Toronto 44 .209 129 18 27 16 4 0 3
2005 Toronto 40 .250 92 11 23 7 4 1 1
2006 Milwaukee 117 .274 208 42 57 38 15 0 9
2007 Milwaukee 93 .235 183 28 43 24 12 2 7
2008 Mil./Tampa 143 .238 345 46 82 40 16 3 13
2009 Tampa 115 .227 282 31 64 36 16 1 6
2010 Oakland 105 .239 222 27 53 25 11 1 1
Totals (7 years) 657 .239 1461 203 349 186 78 8 40

JOSH HANCOCK

Year Team G/GS W-L SV ERA IP H BB SO
2002 Boston 3/1 0-1 0 3.68 7.1 5 2 6
2003 Philadelphia 2/0 0-0 0 3.00 3.0 2 0 4
2004 Cin./Phil 16/11 5-2 0 5.09 63.2 73 28 36
2005 Cincinnati 11/0 1-0 0 1.93 14.0 11 1 5
2006 St. Louis 62/0 3-3 1 4.09 77.0 70 23 50
2007 St. Louis 8/0 0-1 0 3.55 12.2 14 5 9
Totals (6 years) 102/12 9-7 1 4.20 177.2 175 59 110

BRYAN HEBSON

Year Team G/GS W-L SV ERA IP H BB SO
2003 Montreal 2/0 0-0 0 13.50 2.0 4 1 1

BILL HIGDON

Year Team G Avg AB R H RBI 2B 3B HR
1949 Chicago (AL) 11 .304 23 3 7 1 3 0 0

BILLY HITCHCOCK (PLAYER)

Year Team G Avg AB R H RBI 2B 3B HR
1942 Detroit 85 .211 280 27 59 29 8 1 0
1946 Det./Wash. 101 .210 357 27 75 25 8 3 0
1947 St. Louis (AL) 80 .222 275 25 61 28 2 2 1
1948 Boston (AL) 49 .298 124 15 37 20 3 2 1
1949 Boston (AL) 55 .204 147 22 30 9 6 1 0
1950 Phila. (AL) 115 .273 399 35 109 54 22 5 1
1951 Phila. (AL) 77 .306 222 27 68 36 10 4 1
1952 Phila. (AL) 119 .246 407 45 100 56 8 4 1
1953 Detroit 22 .211 38 8 8 0 0 0 0
Totals (9 years) 703 .243 2249 231 547 257 67 22 5

BILLY HITCHCOCK (MANAGER)

Year Team W-L Pct. Finish
1960 Detroit 1-0 1.000 6th
1962 Baltimore 77-95 .475 7th
1963 Baltimore 86-76 .531 4th
1966 Atlanta 33-18 .647 5th
1967 Atlanta 77-82 .484 7th
Totals (5 years) 274-261 .512

JIMMY HITCHCOCK

Year Team G Avg AB R H RBI 2B 3B HR
1938 Boston (NL) 28 .171 76 2 13 7 0 0 0

TIM HUDSON

Year Team G/GS W-L SV ERA IP H BB SO
1999 Oakland 21/21 11-2 0 3.23 136.1 121 62 132
2000 Oakland 32/32 20-6 0 4.14 202.1 169 82 169
2001 Oakland 35/35 18-9 0 3.37 235.0 216 71 181
2002 Oakland 34/34 15-9 0 2.98 238.1 237 62 152
2003 Oakland 34/34 16-7 0 2.70 240.0 147 61 162
2004 Oakland 27/27 12-6 0 3.53 188.2 194 65 103
2005 Atlanta 29/29 14-9 0 3.52 192.0 194 65 115
2006 Atlanta 35/35 13-12 0 4.86 218.1 235 79 141
2007 Atlanta 34/34 16-10 0 3.33 224.1 221 53 132
2008 Atlanta 23/22 11-7 0 3.17 142.0 125 40 85
2009 Atlanta 7/7 2-1 0 3.61 42.1 49 13 30
2010 Atlanta 34/34 17-9 0 2.83 228.2 189 74 139
2011 Atlanta 33/33 16-10 0 3.22 215.0 189 56 158
2012 Atlanta 28/28 16-7 0 3.62 179.0 168 48 102
2013 Atlanta 21/21 8-7 0 3.97 131.1 120 36 95
2014 San Francisco 31/31 9-13 0 3.57 189.1 199 34 120
2015 San Francisco 24/22 8-9 0 4.44 123.2 134 37 64
Totals (17 yrs) 482/479 222-133 0 3.49 3126.2 2957 917 2080

TUG HULETT

Year Team G Avg AB R H RBI 2B 3B HR
2008 Seattle 30 .224 49 2 11 2 1 0 1
2009 Kansas City 15 .111 18 4 2 1 0 0 0
Totals (2 years) 45 .194 67 6 13 3 1 0 1

BO JACKSON

Year Team G Avg AB R H RBI 2B 3B HR
1986 Kansas City 25 .207 82 9 17 9 2 1 2
1987 Kansas City 116 .235 396 46 93 53 17 2 22
1988 Kansas City 124 .246 439 63 108 68 16 4 35
1989 Kansas City 135 .256 515 86 132 105 15 6 22
1990 Kansas City 111 .272 405 74 110 78 16 1 28
1991 Chicago (AL) 23 .225 71 8 16 14 4 0 3
1992 Chicago (AL) DNP-INJURED
1993 Chicago (AL) 85 .232 284 32 66 45 9 0 16
1994 California 75 .279 201 23 56 43 7 0 13
Totals (8 years) 693 .250 2393 341 598 415 86 14 141

STACY JONES

Year Team G/GS W-L SV ERA IP H BB SO
1991 Baltimore 4/1 0-0 0 4.09 11.0 11 5 10
1996 Chicago (AL) 2/0 0-0 0 0.00 2.0 1 1 1
Totals (2 years) 6/1 0-0 0 3.46 13.0 12 6 11

PAT KEEDY

Year Team G Avg AB R H RBI 2B 3B HR
1985 California 3 .500 4 1 2 1 1 0 1
1987 Chicago (AL) 17 .171 41 6 7 2 1 0 2
1989 Cleveland 9 .214 14 3 3 1 2 0 0
Totals (3 years) 29 .220 59 10 12 4 4 0 3

ALAN KOCH

Year Team G/GS W-L SV ERA IP H BB SO
1963 Detroit 7/1 1-1 0 10.80 10.0 21 9 5
1964 Det./Wash. 35/14 3-10 0 4.96 118.0 116 46 68
Totals (2 years) 42/15 4-11 0 5.41 128.0 137 54 73

BILL LATHAM

Year Team G/GS W-L SV ERA IP H BB SO
1985 N.Y. (NL) 7/3 1-3 0 3.97 22.2 21 7 10
1986 Minnesota 7/2 0-1 0 7.31 16.0 24 6 8
Totals (2 years) 14/5 1-4 0 5.35 38.2 45 13 18

TERRY LEACH

Year Team G/GS W-L SV ERA IP H BB SO
1981 N.Y. (NL) 21/1 1-1 0 2.57 35.0 26 12 16
1982 N.Y. (NL) 21/1 2-1 3 4.17 45.1 46 18 30
1985 N.Y. (NL) 22/4 3-4 1 2.91 55.2 48 14 30
1986 N.Y. (NL) 6/0 0-0 0 2.70 6.2 6 3 4
1987 N.Y. (NL) 44/12 11-1 0 3.22 131.1 132 29 61
1988 N.Y. (NL) 52/0 7-2 3 2.54 92.0 95 24 51
1989 NY (NL)/KC 40/3 5-6 0 4.17 95.0 97 40 36
1990 Minnesota 55/0 2-5 2 3.20 81.2 84 21 46
1991 Minnesota 50/0 1-2 0 3.61 67.1 82 14 32
1992 Chicago (AL) 51/0 6-5 0 1.95 73.2 57 20 22
Totals (10 years) 362/21 38-27 9 3.16 683.2 673 195 328

ERNIE MANNING

Year Team G/GS W-L SV ERA IP H BB SO
1914 St. Louis 4/0 0-0 0 3.60 10.0 11 3 3

ANDY MERCHANT

Year Team G Avg AB R H RBI 2B 3B HR
1975 Boston 1 .500 4 1 2 0 0 0 0
1976 Boston 2 .000 2 0 0 0 0 0 0
Totals (2 years) 3 .333 6 1 2 0 0 0 0

GUS NIARHOS

Year Team G Avg AB R H RBI 2B 3B HR
1946 New York (AL) 37 .225 40 11 9 2 1 1 0
1948 New York (AL) 83 .268 228 41 61 19 12 2 0
1949 New York (AL) 32 .279 43 7 12 6 2 1 0
1950 NYY/CHW 42 .324 105 17 34 16 4 0 0
1951 Chicago (AL) 41 .256 168 27 43 10 6 0 1
1952 Boston (AL) 29 .103 58 4 6 4 0 0 0
1953 Boston (AL) 16 .200 35 6 7 2 1 1 0
1954 Philadelphia (NL) 3 .200 5 0 1 0 0 0 0
1955 Philadelphia (NL) 7 .111 9 1 1 0 0 0 0
Totals (9 years) 315 .252 691 114 174 59 26 5 1

WILLARD NIXON

Year Team G/GS W-L SV ERA IP H BB SO
1950 Boston (AL) 22/15 8-6 2 6.04 101.1 126 58 57
1951 Boston (AL) 33/14 7-4 1 4.90 125.0 136 56 70
1952 Boston (AL) 23/13 5-4 0 4.86 103.2 115 61 50
1953 Boston 23/15 4-8 0 3.93 116.2 114 59 57
1954 Boston 31/30 11-12 0 4.06 199.2 182 87 102
1955 Boston 31/31 12-10 0 4.07 208.0 207 85 95
1956 Boston 23/22 9-8 0 4.21 145.1 142 57 74
1957 Boston 29/29 12-13 0 3.68 191.0 207 56 96
1958 Boston 10/8 1-7 0 6.02 43.1 48 11 15
Totals (9 years) 225/177 69-72 3 4.39 1234.01277 530 616





AUBURN IN MLB

GREGG OLSON

Year	Team	G/GS	W-L	SV	ERA	IP	H	BB	SO
1988	Baltimore	10/0	1-1	0	3.27	11.0	10	10	9
1989	Baltimore	64/0	5-2	27	1.69	85.0	57	46	90
1990	Baltimore	64/0	6-5	37	2.42	74.1	57	31	74
1991	Baltimore	72/0	4-6	31	3.18	73.2	74	29	72
1992	Baltimore	60/0	1-5	36	2.05	61.1	46	24	58
1993	Baltimore	50/0	0-2	29	1.60	45.0	37	18	44
1994	Atlanta	16/0	0-2	1	9.20	14.2	19	13	10
1995	Cle./K.C.	23/0	3-3	3	4.09	33.0	28	19	21
1996	Det./Hou.	52/0	4-0	8	4.99	52.1	55	35	37
1997	Minn./K.C.	45/0	4-3	1	5.58	50.0	58	28	34
1998	Arizona	64/0	3-4	30	3.01	68.2	56	25	55
1999	Arizona	61/0	9-4	14	3.71	60.2	54	25	45
2000	LA (N.L.)	13/0	0-1	0	5.09	17.2	21	7	15
2001	LA (N.L.)	28/0	0-1	0	8.03	24.2	26	20	24
Totals (14 years)		622/0	40-39	217	3.46	672.0	598	330	588

JIMMY OUTLAW

Year	Team	G	Avg	AB	R	H	RBI	2B	3B	HR
1937	Cincinnati	49	.273	165	18	45	11	7	3	0
1938	Cincinnati	4	—	0	1	0	0	0	0	0
1939	Boston (NL)	65	.263	133	15	35	5	2	0	0
1943	Detroit	20	.269	67	8	18	6	1	0	1
1944	Detroit	139	.273	535	69	146	57	20	6	3
1945	Detroit	132	.271	446	56	121	34	16	5	0
1946	Detroit	92	.261	299	36	78	31	14	2	2
1947	Detroit	70	.228	127	20	29	15	7	1	0
1948	Detroit	74	.283	198	33	56	25	12	0	0
1949	Detroit	5	.250	4	1	1	0	0	0	0
Totals (10 years)		650	.268	1974	257	529	184	79	17	6

RAY PRIM

Year	Team	G/GS	W-L	SV	ERA	IP	H	BB	SO
1933	Washington	2/1	0-1	0	3.14	14.1	13	2	6
1934	Washington	8/1	0-2	0	6.75	14.2	19	8	3
1935	Philadelphia	29/6	3-4	0	5.77	73.1	110	15	27
1943	Chicago (NL)	29/5	4-3	1	2.55	60.0	67	14	27
1945	Chicago (NL)	34/19	13-8	2	2.40	165.1	142	23	88
1946	Chicago (NL)	14/2	2-3	1	5.79	23.1	28	10	10
Totals (6 years)		116/34	22-21	4	3.56	351.0	379	72	161

JIM PYBURN

Year	Team	G	Avg	AB	R	H	RBI	2B	3B	HR
1955	Baltimore	39	.204	98	5	20	7	2	2	0
1956	Baltimore	84	.173	156	23	27	11	3	3	2
1957	Baltimore	35	.225	40	8	9	2	0	0	1
Totals (3 years)		158	.190	294	36	56	20	5	5	3

STEVEN REGISTER

Year	Team	G/GS	W-L	SV	ERA	IP	H	BB	SO
2008	Colorado	10/0	0-0	0	9.00	10.0	13	6	8
2009	Philadelphia	1/0	0-0	0	4.50	2.0	3	1	1
Totals (2 years)		11/0	0-0	0	8.25	12.0	16	7	9

DAVID ROSS

Year	Team	G	Avg	AB	R	H	RBI	2B	3B	HR
2002	Los Angeles	8	.200	10	2	2	2	1	0	1
2003	Los Angeles	40	.258	124	19	32	18	7	0	10
2004	Los Angeles	70	.170	165	13	28	15	3	1	5
2005	Pitt./S.D.	51	.240	125	11	30	15	8	1	3
2006	Cincinnati	90	.255	247	37	63	52	15	1	21
2007	Cincinnati	112	.203	311	32	63	39	10	0	17
2008	Cin./Boston	60	.225	142	18	32	13	9	0	3
2009	Atlanta	54	.273	128	18	35	20	9	0	7
2010	Atlanta	59	.289	121	15	35	28	13	2	2
2011	Atlanta	52	.263	152	14	40	23	7	0	6
2012	Atlanta	62	.256	176	18	45	23	7	0	9
2013	Boston	36	.216	102	11	22	10	5	0	4
2014	Boston	50	.184	152	16	28	15	7	0	7
2015	Chicago (NL)	72	.176	159	6	28	9	9	0	1
2016	Chicago (NL)	67	.229	166	24	38	32	6	0	10
Totals (15 years)		883	.229	2280	254	521	314	116	5	106

JOE BECKWITH

Year	Team	G/GS	W-L	SV	ERA	IP	H	BB	SO
1985	Kansas City	1/0	0-0	0	0.00	2.0	1	0	3

Joe Beckwith was also a part of the 1983 World Series Champion Los Angeles Dodgers but did not pitch in any of the games.

MARK BELLHORN

Year	Team	G	Avg	AB	R	H	RBI	2B	3B	HR
2004	Boston	4	.300	10	3	3	4	1	0	1

JUSTIN CHRISTIAN

Christian was on the 2012 San Francisco Giants roster during the regular season but did not appear on the post-season roster

GRANT DAYTON

Dayton was on the 2017 Los Angeles Dodgers roster during the regular season but was placed on the disabled list prior to the post-season

BEN SANKEY

Year	Team	G	Avg	AB	R	H	RBI	2B	3B	HR
1929	Pittsburgh	2	.143	7	1	1	0	0	0	0
1930	Pittsburgh	13	.167	30	6	5	0	0	0	0
1931	Pittsburgh	57	.227	132	14	30	14	2	5	0
Totals (3 years)		72	.213	169	21	36	14	2	5	0

ED SHERLING

Year	Team	G	Avg	AB	R	H	RBI	2B	3B	HR
1924	Philadelphia	4	.500	2	2	1	0	1	0	0

RED SMITH

Year	Team	G	Avg	AB	R	H	RBI	2B	3B	HR
1911	Brooklyn	28	.261	111	10	29	19	6	1	0
1912	Brooklyn	128	.286	486	75	139	57	28	6	4
1913	Brooklyn	151	.296	540	70	160	76	40	10	6
1914	Brook./Bos.	150	.272	537	69	146	85	27	9	7
1915	Boston	157	.264	549	66	145	65	34	4	2
1916	Boston	150	.259	509	48	132	60	16	10	3
1917	Boston	147	.295	505	60	149	62	31	6	2
1918	Boston	119	.298	429	55	128	65	20	3	2
1919	Boston	87	.245	241	24	59	25	6	0	1
Totals (9 years)		1117	.278	3907	477	1087	514	208	49	27

LEVALE SPEIGNER

Year	Team	G/GS	W-L	SV	ERA	IP	H	BB	SO
2007	Washington	19/6	2-3	0	8.78	40.0	58	23	19
2008	Washington	7/0	0-1	0	11.25	8.0	13	6	1
Totals (2 years)		26/6	2-4	0	9.19	48.0	71	29	20

SCOTT SULLIVAN

Year	Team	G/GS	W-L	SV	ERA	IP	H	BB	SO
1995	Cincinnati	3/0	0-0	0	4.91	3.2	4	2	2
1996	Cincinnati	7/0	0-0	0	2.25	8.0	7	5	3
1997	Cincinnati	59/0	5-3	1	3.24	97.1	79	30	96
1998	Cincinnati	67/0	5-5	1	5.21	102.0	98	36	86
1999	Cincinnati	79/0	5-4	3	3.01	113.2	88	47	78
2000	Cincinnati	79/0	3-6	3	3.47	106.1	87	38	96
2001	Cincinnati	79/0	7-1	0	3.31	103.1	94	36	82
2002	Cincinnati	71/0	6-5	1	6.06	78.2	93	31	78
2003	Cin./Chi. (AL)	65/0	6-0	0	3.66	64.0	48	32	56
2004	Kansas City	49/0	3-4	0	4.77	60.1	73	24	45
Totals (10 years)		558/0	40-28	9	3.98	737.1	670	281	622

STUART TATE

Year	Team	G/GS	W-L	SV	ERA	IP	H	BB	SO
1989	San Francisco	2/0	0-0	0	3.38	2.2	3	0	4

CLETE THOMAS

Year	Team	G	Avg	AB	R	H	RBI	2B	3B	HR
2008	Detroit	40	.284	116	7	33	9	9	1	1
2009	Detroit	102	.240	275	46	66	39	13	3	7
2012	Det./Minn.	15	.142	28	3	4	1	0	1	0
2013	Minn.	92	.214	290	39	67	13	15	0	4
Totals (4 years)		249	.233	709	95	165	65	38	4	13

FRANK THOMAS

Year	Team	G	Avg	AB	R	H	RBI	2B	3B	HR
1990	Chicago (AL)	60	.330	191	39	63	31	11	3	7
1991	Chicago (AL)	158	.318	559	104	178	109	31	2	32
1992	Chicago (AL)	160	.323	573	108	185	115	46	2	24
1993	Chicago (AL)	153	.317	549	106	174	128	36	0	41
1994	Chicago (AL)	113	.353	399	106	141	101	34	1	38
1995	Chicago (AL)	145	.308	493	102	152	111	27	0	40
1996	Chicago (AL)	141	.349	527	110	184	134	26	0	40
1997	Chicago (AL)	146	.347	530	110	184	125	35	0	35
1998	Chicago (AL)	160	.265	585	109	155	109	35	2	29
1999	Chicago (AL)	135	.305	86	74	148	77	36	0	15
2000	Chicago (AL)	159	.328	582	115	191	143	44	0	43
2001	Chicago (AL)									



AUBURN IN MLB DRAFT

YEAR	PLAYER, POS.	ROUND	CLUB	
1965	Monte Sharp, LHP	22	Milwaukee	
	Scott Long, SS*	52	Houston	
1966	Edward Long, SS*	5	NY Yankees	
	Ralph Wells, 3B	40	Atlanta	
1967	Ray Cox, C	13	Cleveland	
	Q.V. Lowe, RHP	19	Chicago Cubs	
	George McKenzie, 2B	33	Detroit	
1968	Michael Peden, C	18	Oakland	
	Thomas Smith, RHP	2	Oakland	
1970	Richard Nance, LHP*	2	Milwaukee	
	Rick Eisenacher, RHP*	6	Baltimore	
1971	Earl Nance, LHP*	3	Chicago White Sox	
	Rick Eisenacher, RHP*	5	Detroit	
	Ken Dempsey, OF	3	Minnesota	
	Earl Nance, LHP	2	Boston	
	Rick Eisenacher, RHP*	5	Minnesota	
	Jack Baker, RHP	26	Boston	
1975	James Handley, RHP	19	Chicago White Sox	
	Davis May, RHP	24	Minnesota	
1976	Terry Leach, RHP*	7	Boston	
	Joe Beckwith, RHP*	12	Cleveland	
	Ritchie Howard, 3B	28	Pittsburgh	
1977	Joe Beckwith, RHP	2	Los Angeles	
1978	Dom Fucci, 1B-OF*	6	Chicago White Sox	
1979	Dom Fucci, 1B	5	Chicago White Sox	
	Pat Keedy, 2B	5	California	
	Steve Renfro, OF*	7	California	
1980	Phil Deriso, LHP*	10	Montreal	
	Mark Shifflett, LHP*	12	San Francisco	
1981	John Tutt, OF	8	Baltimore	
	Phil Deriso, LHP	18	Cleveland	
	Mark Shifflett, LHP	27	New York Yankees	
1982	Doug Gilcrease, SS	7	Kansas City	
	Darryl Wilks, OF-1B	11	Cincinnati	
	John Metasavoge, 3B	25	New York Mets	
	Dave Heath, C	26	California	
1983	Bob Barry, 3B	36	Atlanta	
1984	Stu Tate, RHP	8	San Francisco	
1985	Tim McLain, RHP	7	Seattle	
	Tim Lemons, 1B-RHP	13	Kansas City	
	Bo Jackson, OF*	20	California	
1986	Bo Jackson, OF	4	Kansas City	
	Paul Foster, OF	26	Detroit	
	David Plumb, C	26	Atlanta	
1987	Mark Chapman, RHP	18	Milwaukee	
1988	Gregg Olson, RHP	1	(4th)	Baltimore
	Stacy Jones, RHP	3	Baltimore	
	Jeff Livesey, C	13	New York Yankees	
	David Adams, RHP*	29	St. Louis	
	Ed Ohman, RHP	46	Texas	
1989	Frank Thomas, 1B	1	(7th)	Chicago White Sox
1990	Mike Ferry, RHP	4	Cincinnati	
	Chris Hart, OF	5	Oakland	
	Tim Edge, C	6	Pittsburgh	
	Brad Holman, RHP	35	Detroit	
1991	Tommy Carter, LHP	7	New York Yankees	
	Andy Albrecht, OF	13	New York Yankees	
	Brad Parker, 3B	34	Oakland	
	Jeff Leatherman, 1B	47	Pittsburgh	
1992	Scott Sullivan, RHP*	39	Milwaukee	
1993	Scott Sullivan, RHP	2	Cincinnati	
	Chris Christopher, OF	12	St. Louis	
	John Powell, RHP*	13	New York Mets	
	Jason Johnson, RHP	19	Colorado	
	Jon Hebel, RHP	29	Cincinnati	
1994	John Powell, RHP	9	Texas	
	Frank Sanders, OF*	14	Seattle	
	Brandon Moore, SS	17	Chicago White Sox	
	Shawn McNally, RHP*	53	NY Mets	
1995	Mark Bellhorn, SS	2	Oakland	
	Shawn McNally, OF	13	St. Louis	
	Jay Waggoner, 1B	23	Detroit	
	Chris Morrison, RHP	34	Oakland	
1996	Elliot Brown, RHP	6	Tampa Bay	
	Kirby Clark, C	33	Philadelphia	
1997	Bryan Hebson, RHP	1	& (44th)	Montreal
	Patrick Dunham, RHP	3	Seattle	
	Tim Hudson, RHP	6	Oakland	
	Finley Woodward, RHP	10	St. Louis	
	Rob Macraoy, 2B	12	St. Louis	
1998	Scott Pratt, SS	3	Cleveland	
	Heath Kelly, 2B	15	Florida	
	Josh Etheredge, OF	17	Colorado	
1999	Brent Schoening, RHP	5	Minnesota	
	Casey Dunn, C	15	Kansas City	
	Chad Wandall, SS	21	Minnesota	
	Brad Weis, LHP	28	Minnesota	
	Paul Turco, SS	39	San Francisco	
2000	Chris Bootcheck, RHP	1	(20th)	Anaheim
	Dominic Rich, 2B	2	Toronto	
	Brandon Mayfield, RHP	11	Philadelphia	
	Todd Faulkner, 1B*	12	New York Mets	
	Mailon Kent, OF*	30	St. Louis	

YEAR	PLAYER, POS.	ROUND	CLUB	
2001	Gabe Gross, OF	1	(15th)	Toronto
	Mailon Kent, OF	12	Atlanta	
	Todd Faulkner, 1B	22	New York Yankees	
	Trent Pratt, C	34	Arizona	
2002	Jonathan Schuerholz, SS	8	Atlanta	
	Trent Pratt, C	12	Philadelphia	
	Mike Mueller, RHP	16	Atlanta	
2003	Javon Moran, OF	5	Philadelphia	
	Levale Speigner, RHP	14	Minnesota	
	Bobby Huddleston, C	23	Detroit	
	Calby Paxton, RHP*	32	Texas	
2004	Steven Register, RHP	3	Colorado	
	Sean Gamble, OF	6	Philadelphia	
	Tug Hulett, 2B	14	Texas	
	Chuck Jeroloman, SS	21	Boston	
2005	Josh Sullivan, RHP	5	Colorado	
	Josh Bell, C	6	Toronto	
	Clete Thomas, OF	6	Detroit	
	John Madden, RHP	8	San Diego	
	Michael Nix, RHP	11	Atlanta	
	Arnold Hughey, LHP	13	San Diego	
	Karl Amonite, 1B	13	New York Yankees	
2006	Chris Dennis, RHP*	40	Texas	
2007	Josh Donaldson, C	1	& (48th)	Chicago Cubs
	Russell Dixon, OF	7	Houston	
	Bruce Edwards, OF	15	San Francisco	
	Brett Butts, RHP	19	Atlanta	
	Mike Bianucci, OF*	23	Anaheim	
	Philip Stringer, IF	24	Houston	
	Josh Blake, LHP	35	Arizona	
2008	Mike Bianucci, OF	8	Texas	
	Evan Crawford, LHP	8	Toronto	
	Matt Hall, IF	10	Tampa Bay	
	Luke Greinke, UTIL	12	New York Yankees	
	Bryan Woodall, RHP	21	Arizona	
	Taylor Thompson, RHP*	25	Chicago White Sox	
2009	Joseph Sanders, IF	5	Colorado	
	Scott Shuman, RHP	19	Tampa Bay	
	Paul Burnside, RHP	39	Chicago White Sox	
	Taylor Thompson, RHP	44	Chicago White Sox	
2010	Trent Mummey, OF	4	Baltimore	
	Hunter Morris, IF	4	Milwaukee	
	Cole Nelson, LHP	10	Detroit	
	Grant Dayton, LHP	11	Florida	
	Austin Hubbard, RHP	14	Tampa Bay	
	Ryan Jenkins, C	17	Kansas City	
	Brian Fletcher, OF	18	Kansas City	
	Kevin Patterson, OF/1B*	23	Tampa Bay	
	Bradley Hendrix, RHP*	30	Cincinnati	
	Justin Fradejas, OF*	35	Colorado	
	Stephen Kohlscheen, RHP	45	Seattle	
2011	Dan Gamache, IF	6	Pittsburgh	
	Casey McElroy, IF	11	San Diego	
	Derek Varadore, RHP*	17	Florida	
	Bradley Hendrix, RHP*	22	Tampa Bay	
	Tony Caldwell, C	24	Florida	
	Kevin Patterson, 1B/DH	30	Toronto	
2012	Derek Varadore, RHP	9	New York Yankees	
	Ryan Tella, OF*	11	San Francisco	
	Slade Smith, RHP	17	Detroit	
	Creede Simpson, IF	25	Baltimore	
2013	Garrett Cooper, 1B	6	Milwaukee	
	Conner Kendrick, LHP	9	New York Yankees	
	Will Kendall, LHP	30	Pittsburgh	
	Jay Gonzalez, OF*	39	Texas	
2014	Trey Cochran-Gill, RHP	17	Seattle	
	Damek Tomscha, IF	17	Philadelphia	
	Rocky McCord, RHP*	31	Kansas City	
2015	Trey Wingenter, RHP	17	San Diego	
	Rocky McCord, RHP	26	Baltimore	
2016	Anfernee Grier, OF	1	& (39th)	Arizona
	Joshua Palacios, OF	4	Toronto	
	Niko Buentello, IF	18	Detroit	
	Ben Braymer, LHP	18	Washington	
	Keegan Thompson, RHP*	33	Detroit	
	Justin Camp, RHP	37	Kansas City	
2017	Keegan Thompson, RHP	3	Chicago Cubs	
	Jonah Todd, OF	6	Los Angeles	
	Daniel Robert, IF	21	Texas	
	Gabe Klobosits, RHP	36	Washington	
2018	Casey Mize, RHP	1	(1st)	Detroit
	Davis Daniel, RHP*	11	Milwaukee	
	Brendan Vanter, IF	13	Atlanta	
	Andrew Mitchell, LHP	14	New York (NL)	
	Calvin Coker, RHP	15	Oakland	
	Luke Jarvis, IF	25	Miami	
	Brett Wright, C	26	Toronto	

KEY

* - Did not sign; ^ - January Secondary Phase; % - June Regular Phase; S - June Secondary Phase; Sd - June Secondary Delayed; Sa - June Secondary Active; # - January Regular Phase; & - Supplemental; () - Draft Pick





LETTERWINNERS (1949-PRESENT)

• A-A-A •

ADAMS, David.....	1984-85-87-88
ALBERCHT, Andy.....	1988-89-90-91
ALLEN, Doug.....	1983-84
ALVORD, Zach.....	2011-12
ALYEA, Brian.....	1993
AMONITE, Karl.....	2003, '05
ANDERSON, Elliott.....	2017-18
ANDERSON, Jack.....	1959-60-61
ANDREWS, Bobby.....	2011-12-13
ANTHONY, Josh.....	2017-18
ARGENTI, Allen.....	1989
ARIAL, Gump.....	1934
ATKINS, Stewart.....	1990
AUSTIN, Blake.....	2011-12-13-14
AUSTIN, Darren.....	1989

• B-B-B •

BACHUS, Jim.....	1963-64
BAILEY, Dennis.....	1974-75
BAKER, Bob.....	1959-60
BAKER, Ernest.....	1950-52
BAKER, Jack.....	1971
BALDASARE, Frank.....	1967-68-69
BANDY, Hugh.....	1955
BARFIELD, Jimmy.....	1963-64
BASSO, Jamie.....	1982-83-84
BASSO, Sam.....	1982
BAXTER, Fred.....	1992
BAYNES, Ronnie.....	1964-65
BEAN, Colter.....	1998-99-00
BECKWITH, Joe.....	1974-75-76-77
BECTON, Dana.....	1979-80-81
BEAIRD, Chris.....	2000
BEISNER, Brooks.....	2011
BELL, Josh.....	2003-04-05
BELLHORN, Mark.....	1993-94-95
BENNETT, Andy.....	2006-07
BERRY, Bob.....	1981-82-83
BIANUCCI, Mike.....	2006-07-08
BIBB, Otis.....	1962-63-64
BIESEL, Andy.....	1988
BINNING, Brett.....	2014
BIRCHFIELD, James.....	1950
BISHOP, Ken.....	1971-72
BLACK, Jim.....	1976
BLAKE, Josh.....	2005-07
BLAKENEY, Larry.....	1968-69
BLATT, Zach.....	2009-10-11-12
BLAUSER, Jim.....	1966-67
BLINKA, Cameron.....	2012
BLODGETT, David.....	1971-72-73
BLODWORTH, Jack.....	1960-61
BOLLINGER, Allan.....	1978
BOOTCHECK, Chris.....	1998-99-00
BOOZER, Roger.....	1966-67-68
BOUTWELL, Jeff.....	2005-06
BOVERT, Paul.....	1966-67-68
BOWEN, Caleb.....	2009-10-11-12
BOX, Seth.....	1953
BOYD, Jim.....	1960-61-62
BRADBERRY, Buck.....	1952-53
BRANDON, Eric.....	2001-02
BRANSON, Dan.....	1954
BRAYMER, Ben.....	2016
BREAKFIELD, Bill.....	1960-61-62
BRISTOW, Justin.....	2006-07
BROOKS, Robert.....	2007
BROWN, Brad.....	1990-91
BROWN, Dave.....	1951-52-53

BROWN, Elliot.....	1996
BROWN, J.B.....	1976-77-78-79
BROWN, Mark.....	1979
BROWN, Todd.....	1992
BRYANT, Justin.....	2010-12
BRYANT, Norman.....	1987
BRYANT, Ted.....	2005-06-07
BUENTELLO, Niko.....	2016
BURBANK, Bill.....	1955
BURGREEN, Jackson.....	2013-14-15-16
BURKETT, Jackie.....	1957-58-59
BURNHAM, Brett.....	2000-01
BURNS, Tanner.....	2018
BURNSIDE, Paul.....	2006-07-08-09
BURROUGHS, Steve.....	1986-87-88
BURTON, Peter.....	1978
BUSH, Garrett.....	2010
BUTLER, Greg.....	1971-72-73
BUTLER, Ron.....	1987
BUTTS, Brett.....	2006-07

• C-C-C •

CALDWELL, Tony.....	2008-09-10-11
CAMACHO, Christian.....	2017
CAMERON, Bill.....	1971-72
CAMERON, Scott.....	2005
CAMP, Harvey.....	1950-51
CAMP, Justin.....	2013-14-15-16
CARDENAS, Gordon.....	2016
CARDWELL, Grant.....	2005-06
CARLAN, Charlie.....	1957-58-59
CARTER, Reid.....	2013
CARTER, Tommy.....	1989-90-91
CASON, Tommy.....	1969-70
CATCHINGS, Ben.....	1959-60-61
CAUTHEN, Dave.....	1955
CAWTHORNE, Bill.....	1957-58
CHABOT, Kevin.....	1993-94-95-96
CHAMBERS, Jerry Joe.....	1983
CHAPMAN, Bruce.....	1980
CHAPMAN, Mark.....	1984-85-86-87
CHILDERS, Steve.....	1981-82-83-84
CHRISTIAN, Bill.....	1950
CHRISTIAN, Justin.....	2001
CHRISTOPHER, Chris.....	1991-92-93
CHWALIK, Jay.....	1977
CIMO, Tanner.....	2012-13
CLARK, Kirby.....	1995-96
CLARK, Ryan.....	2005
CLAYTON, Ken.....	2002
CLEMENTS, Barry.....	1981-82
CLEMENTS, Robby.....	2014-15
COBB, Joe.....	1953
COCHRAN-GILL, Trey.....	2012-13
COKER, Calvin.....	2017-18
COLE, Jimmy.....	1950
COLEMAN, Travis.....	2005-06
COLLINS, Gene.....	1967-68-69
COLLINS, Ricky.....	1996
COMER, Don.....	1968
CONSTAN, Phil.....	1980-81-82
COOPER, Garrett.....	2012-13
COPE, Curt.....	1973-74-75-76
COPPINGER, Ty.....	1967-68-69
CORBIN, Ted.....	1990-91
COTTRELL, Al.....	1979
COUNTRYMAN, Rick.....	1967-68
COX, Ray.....	1966-67
CRAFT, Tony.....	1972-73
CRAFT, Ben.....	2015
CRAWFORD, Evan.....	2006-07-08

CROUCH, Jack.....	1956-57-58
CROWE, J.D.....	2013
CROWNOVER, Derrick.....	1988-89
CRYSEL, Jimmy.....	1963-64-65
CUNNINGHAM, David.....	2008
CUNNINGHAM, Jim.....	1983
CURLEE, Jack.....	1941-42-43
CURTIS, Terry.....	1971-72-73

• D-D-D •

DAILEY, Gary.....	1972-73-74-75
DANIEL, Davis.....	2017-18
DANIEL, Harry.....	1959-60
DAVIDSON, Rick.....	1989
DAVIS, Bo.....	1959-61
DAVIS, Bill.....	1982-83
DAVIS, Conor.....	2017-18
DAVIS, Joe.....	1952-53-54
DAVIS, Kevin.....	2014-15
DAYTON, Grant.....	2008-09-10
DEAN, Jake.....	1992-93
DEAN, Ray.....	1950-51
DEAN, Russ.....	1973-74-75
DEARTH, Tucker.....	1996-97-99
DECKER, Bo.....	2015-17
DEDRICK, Terrance.....	2013-14
DEESE, Kyler.....	2015-16
DEMPSEY, Ken.....	1969-71
DEMPSEY, Larry.....	1961-62-63
DENNIS, Chris.....	2003-04-06-07
DERISO, Phil.....	1978-79-80-81
DICKEY, Doug.....	1953-54-55
DILKS, Ed.....	1986-87-88
DIXON, Russell.....	2005-06
DOLLAR, Rodney.....	1981-82
DOLES, Harry.....	1964-65-66
DOLSON, Ben.....	1953-54-55
DONALDSON, Don.....	1969-70
DONALDSON, Duke.....	1985
DONALDSON, Josh.....	2005-06-07
DOUGLAS, Jim.....	1959-60-61
DOUGHTERY, Mike.....	1986
DREADEN, Tom.....	1987
DUART, Fred.....	1951
DUEITT, Cory.....	2001-02-03-04
DUFFNER, David.....	1973-74-75-76
DUKE, Mitch.....	1991-93
DUKE, Pat.....	1956-57-58
DUMAS, Henry.....	1957-58
DUNHAM, Patrick.....	1997
DUNN, Casey.....	1996-97-98-99

• E-E-E •

EBERT, Jordan.....	2013-14-15-16
EDGE, Tim.....	1988-89-90
EDWARDS, Bruce.....	2005-06-07
EISENACHER, Rick.....	1969-70-71
ELLIS, Frank.....	1934
ELMORE, Verdo.....	1950
EMBLEAU, Scott.....	1983
ERWIN, Mugs.....	1934
ESTES, Jay.....	2017-18
ETHEREDGE, Josh.....	1995-96-97-98
ETHEREDGE, Judson.....	1990
EVANS, Cade.....	2018

• F-F-F •

FAULKNER, Scott.....	2005
FAULKNER, Todd.....	1998-99-00-01

FELIX, Mike.....	2004-05
FERRY, Mike.....	1988-89-90
FINLAYSON, Hubert.....	1949-50
FINNEY, Reuben.....	1953-54-55
FLAGLER, Andy.....	1989-90
FLEMMING, Billy.....	1949-50
FLETCHER, Brian.....	2008-09-10
FOSTER, Jonathan.....	2016
FOSTER, Paul.....	1983-84-85-86
FOWLER, Paul.....	1980
FOWLER, Wayne.....	1961-62-63
FOXWELL, Steve.....	1972
FRADEJAS, Justin.....	2010-11
FRAZIER, Marc.....	2016
FRAZIER, Mike.....	1976-77
FREDERICK, Rex.....	1957-58-59
FRIEND, DeWayne.....	1983-84
FROMAN, Russ.....	1985
FRYER, Frank.....	1964-65-66
FUCCI, Bo.....	1977-78-79
FUCCI, Dom.....	1976-77-78-79
FULLER, Mark.....	1989-90-91-92

• G-G-G •

GAINOUS, Trey.....	1985-86-87
GALLAGHER, Garry.....	1988-89
GAMACHE, Dan.....	2009-10-11
GAMBLE, Sean.....	2002-03-04
GARRISON, Bob.....	1961
GATEWOOD, George.....	1987
GEORGE, Gerald.....	1957-58-59
GERALDS, Tandy.....	1962-63-64
GILBERT, Charlie.....	1949-50-51
GILBERT, Porter.....	1959-61-62
GILBERT, Reggie.....	1963-65-66
GILCREASE, Doug.....	1980-81-82
GILLKIN, Sam.....	2013-14-15-17
GILMER, Wes.....	2008-09-10-11
GILMORE, Dan.....	1950
GIVENS, Dan.....	1979
GLAVINE, Peyton.....	2018
GLEVENYAK, Dan.....	2012-13-14
GLIEMMO, Hayden.....	1998-99-00-01
GOBER, Todd.....	1995
GOLDEN, Greg.....	1967-68
GONZALEZ, Jay.....	2011-12
GRANT, George.....	1921-22
GRAY, Melvin.....	2015-16
GREENHILL, Cody.....	2018
GREINKE, Luke.....	2006-07-08
GRIER, Anfernee.....	2014-15-16
GROOMS, Matt.....	2002
GROSS, Gabe.....	1999-00-01
GROTE, Jeff.....	1982-83
GURROSKY, Scott.....	1990

• H-H-H •

HAECKER, Damon.....	2014-15-16-17
HAEFNER, Joe.....	1969-71-72
HAHN, Dick.....	1949
HAIRE, Dink.....	1963-64-65
HALL, Bart.....	1975
HALL, Matt.....	2008
HALL, Wayne.....	1969-71-72
HALLA, Ryan.....	1993-94-95-96
HAMILTON, Red.....	1934
HAND, Don.....	1965
HANDLEY, Jim.....	1972-73-74-75
HANEY, Tony.....	1985-86-87-88
HANSON, John.....	1980



LETTERWINNERS (1949-PRESENT)

Table listing letterwinners from H to S, including names and years.

• I-I-I •

Table listing letterwinners starting with I: INGALLS, INGRAM.

• J-J-J •

Table listing letterwinners from J to S, including names and years.

• K-K-K •

Table listing letterwinners from K to T, including names and years.

• L-L-L •

Table listing letterwinners from L to S, including names and years.

• M-M-M •

Table listing letterwinners from M to S, including names and years.

Table listing letterwinners from M to S, including names and years.

• N-N-N •

Table listing letterwinners starting with N: NAGEL, NAIR.

Table listing letterwinners from N to S, including names and years.

• O-O-O •

Table listing letterwinners from O to S, including names and years.

• P-P-P •

Table listing letterwinners from P to S, including names and years.

• R-R-R •

Table listing letterwinners starting with R: RAMSEY, RASBERRY.





LETTERWINNERS (1949-PRESENT)

RAY, Bradley	2008-09
RAY, Sean	2008-09-10-11
REA, Steve	1973-74-75-76
REGISTER, Steven	2002-03-04
REID	1952
REIF, Derek	1997-98-99
RENFROE, Steve	1977-78-79-80
RENNER, Scott	1987-88-89-91
RENTZ, Dalton	2015
RHODES, Bob	1979
RICH, Dominic	1998-99-00
RICKS, Russell	1982-83
ROBERSON, Billy Ray	1953-56-57
ROBERT, Daniel	2014-15-16-17
ROBERTS, Quineth	1958
ROBINSON, Keith	1985
ROBINSON, Robbie	1959
ROBISON, Vince	1951
RODENHIZER, Sam	1972-73-74
RODRIGUEZ, Octavio	2016
ROGAN, Tom	1977
ROGERS	1952
ROJAS, Mike	2017-18
ROLLIN, Danny	1977
RONEY, Reid	1981
RONEY, Scott	1978-79-80
ROSENWALD, Matt	2005
ROSS, David	1996-97
ROSSI, Phil	2010
ROWELL, Tim	1978-79
RUCH, Dallan	1994-95-96
RUCKER, Jack	1949-51
RUCKER, Rock	2013
RUSH, Chuck	1971-72-73
RUSHING, Rondey	1977-78-79-80
RUSSELL, Erskine	1949
RUSSELL, Hamp	1971
RYERSON, Jim	1986-87

• S-S-S •

SAIA, Paul	1975
SAIN, Derek	2003-04-05-06
SANDERS, Frank	1994
SANDERS, Joseph	2007-08-09
SARMIENTO, Steve	1985
SAUCEDA, Marc	1981-82
SAVAGE, Morris	1957-58-59
SAVAGE, Patrick	2010-11-12-13
SAVERS, Mark	1984-85-86
SCHADE, Scott	2001-02
SCHARDT, Mitch	1995
SCHILLECI, Blake	2018
SCHOENING, Brent	1997-98-99
SCHREMSHER, Bob	1962
SCHROLL, Greg	1979
SCHUERHOLZ, Jonathan	2000-01-02
SCHULTZ, Matt	2013
SEAMAN, Richard	1962-63
SELF, Mitchell	2010-11-12-13
SENN, Brian	1991-92
SENN, Chris	1983-84
SHACKELFORD, Duke	1964
SHAFER, John	1968-69
SHAFFER, J.J.	2014-15-16-17
SHALOUB, Rob	1988
SHANKS, Cliff	1993
SHAREK, Vic	1973-74
SHARPE, Monty	1964-65
SHELL, Alton	1955-56
SHEPHERD, Scott	1991
SHERIDAN, Tim	1991

SHIFFLET, Mark	1978-79-80-81
SHIRLEY, Craig	2013
SHIRLEY, Jim	1958-59-61
SHOOP, Lynn	2001
SHORE, Jared	2004-05
SHORR, Adam	1989
SHORT, Connor	2014
SHUGART, Kim	1972-73-74
SHUMAN, Bennett	1971-72-73
SHUMAN, Scott	2007-08-09
SIMMONS, George	1967-68
SIMMONS, Johnny	1972
SIMPSON, Creede	2010-11-12
SIWA, Joe	1987-89
SIWA, Ron	1986
SKINNER, Andrew	2001-02
SKINNER, Eric	2007-08
SKINNER, Kent	1976
SLATER, Andrew	1999-00
SLOCUM, Jake	2005
SMITH, Charlie	1984-85-86-87
SMITH, Dylan	2013-14-15
SMITH, Gary	1981-82-84
SMITH, Jarred	2012
SMITH, Mark	1990
SMITH, Ross	2007
SMITH, Russell	1981-82-83
SMITH, Slade	2010-11-12
SMITH, Tommy	1967
SMITH, Tracy	1991
SNOW, Ernie	1950-52-53
SNOW, Henry	1951
SORRELL, Robert	1979-80-81-82
SPRAGUE, Ben	2004-05
SPRINKLE, Daniel	2016-17
SPEIGNER, Brent	2000
SPEIGNER, Levale	2000-01-02-03
SPIVEY, Ben	1976-77
SPRUILL, Dustin	2007
STACEY, Adam	2005
STANLEY, Ryan	2006-07
STAPLETON, Josh	2006
STAUB, Eddie	1974-76
STERLING, Joe	1949-50
STRAITON, Johnny	1966-67-68
STRICKLAND, Bill	1974
STRINGER, Philip	2005-06-07
STURKIE, Henry	1955
SULLIVAN, Adam	1996-97
SULLIVAN, David	1974-75-76-77
SULLIVAN, Josh	2004-05
SULLIVAN, Scott	1991-92-93
SUNSERI, Dean	1983
SUSCE, Paul	1953-54-55-56
SWAIM, Mike	1981-82
SVETLAY, Vic	1961-62-63
SWIDERSKI, Jim	1978-80
SWORDSMA, Gordon	1955-56

• T-T-T •

TACKETT, Hunter	2015
TATE, Stuart	1983-84
TAYLOR, Danny	1974-75
TELLA, Ryan	2012-13-14
THOMAS, Clete	2003-04-05
THOMAS, Donnie	1983-84
THOMAS, Frank	1987-88-89
THOMAS, Will	2005
THOMPSON, Johnny	2006-07
THOMPSON, Keegan	2014-15-17
THOMPSON, Taylor	2007-08-09

THOMPSON, Will	2015
THORNLEY, Tim	1977
TIDWELL, Travis	1949
TIDWELL, Ray	1969-70
TILLERY, Scott	1983-84-85-86
TISDALE, John	1950
TODD, Jonah	2017
TODD, Josh	2002
TOKASEY, Matthew	1978
TOMEY, Mickey	1989-90-91-92
TOMSCHA, Damek	2013-14
TRAGESER, John	1976-77
TUBBS, Howell	1953-54-55-56
TUBERVILLE, Bill	1963-65
TUCKER, Bill	1950
TUCKER, Ken	1961
TUIT, Johnny	1980-81
TYLER, John	1999-2000-02

• V-V-V •

VAN YPEREN, Jack	1971-72-73
VARNADORE, Derek	2011-12
VEAL, Brannen	1991-92
VEAL, Inman	1952
VENTER, Brendan	2018
VINES, Doug	2002
VINES, Tim	1986
VISINTAINER, Pat	1983-84

• W-W-W •

WACKER, Cullen	2011-12-13
WADE, Jay	2011-12-13-14
WAGGONER, Jay	1992-93-94-95
WALKER, Brian	1993
WALKER, Russ	1968-69-70
WALL, Hindman	1956
WALLEN, Ethan	2011-12
WALLER, Matt	1972-73-74-75
WALLEY, Jim	1951-52-53
WALLACE, Rodney	1967-68-69
WALSH, Buz	1975
WANDALL, Chad	1996-97-99
WARD, Bill	1955
WARD, Judd	2018
WARREN, Rob	1993
WARREN, Wick	1968-69
WATSON, Ryan	2017-18
WATTS, Tommy	1957-58
WEBB, Bert	1960
WEBB, Dick	1949-50-51
WEEKS, Mark	1995-96
WEINGARTEN, Dan	1977-78-79-80
WELLS, Ralph	1965-66
WEST, Bill	1981
WEST, Kris	2008-09
WESTBROOK, Sam	1934
WHEELER, George	1972
WHIGHAM, Byrd	1954-55
WHITE, Bruce	1959
WHITE, Ethan	1987-88
WHITE, Gayden	1961-62-63
WHITE, Lee	2005
WHITESSELL, Jack	1986
WHITSETT, Ed	1949
WHITTAKER, Mack	1959-60-61
WHITTENBURG, Russell	1993-94-95-96
WIEHE, Raymond	1983
WIGGINS, Peter	2006
WILCOXSON, William	1934
WILKS, Darryl	1980-82

WILLIAMS, Horace	1957-59
WILLIAMS, Steven	2018
WILLIAMS, Tim	1977-78
WILLIAMSON, Chase	2012-13
WILLIAMSON, J.T.	2004
WILSON, Darryl	1964
WILSON, Rock	1984-85-86-87
WILSON, Stuart	1976
WIMBERLY, Mark	1976-77
WINGARD, Lee	1954-55
WINGENTER, Trey	2013-14-15
WOMACK, Dennis	1968-69
WOOD, Eric	1998
WOOD, Richard	1957
WOODALL, Bryan	2006-07-08
WOODS, Joe	1959-60
WOODWARD, Finley	1995-96-97
WOOTTON, Patrick	1997
WRIGHT, Brett	2018
WYATT, David	1980

• Y-Y-Y •

YARBROUGH, Izaac	2015-16
YERBY, Ward	1982-83
YOUNG, Guy	1954-55-56
YOUNGBLOOD, Tommy	1987-88-89-90

• Z-Z-Z •

ZANTHOS, Joseph	1998-99
ZARBNISKY, Daryl	1984