



2024 AUBURN BASEBALL

AUBURN ATHLETICS COMMUNICATIONS: 392 SOUTH DONAHUE DRIVE || AUBURN, AL 36849 || AUBURNTIGERS.COM || @AUBURN_BASEBALL

2024 SCHEDULE

Day	Date	Opponent	Time/Result
FRI	FEB. 16	EASTERN KENTUCKY	W, 17-6 (7)
SAT	FEB. 17	EASTERN KENTUCKY	W, 6-1
SUN	FEB. 18	EASTERN KENTUCKY	W, 9-1
TUE	FEB. 20	UAB	W, 7-2
Fri	Feb 23	vs. #18 Iowa	W, 7-5
Sat	Feb 24	vs. Wichita State	W, 19-8 (7)
Sun	Feb. 25	vs. #10 Virginia	L, 4-6
TUE	FEB. 27	SAMFORD	W, 12-3
SAT	MAR. 2	UCONN	W, 8-1
SAT	MAR. 2	UCONN	L, 4-8
SUN	MAR. 3	UCONN	W, 8-2
TUE	MAR. 5	AIR FORCE	CANCELED
WED	MAR. 6	AIR FORCE	W, 8-4
FRI	MAR. 8	AUSTIN PEAY	W, 7-6
SAT	MAR. 9	AUSTIN PEAY	L, 6-15
SUN	MAR. 10	AUSTIN PEAY	W, 24-5 (7)
Tue	Mar. 12	vs. Troy	W, 8-2
Fri	Mar. 15	at #8 Vanderbilt*	L, 1-11 (8)
Sat	Mar. 16	at #8 Vanderbilt*	L, 5-13
Sun	Mar. 17	at #8 Vanderbilt*	L, 6-9
Tue	Mar. 19	vs. South Alabama	W, 2-1
THU	MAR. 21	#1 ARKANSAS*	L, 0-1
FRI	MAR. 22	#1 ARKANSAS*	L, 5-6
SAT	MAR. 23	#1 ARKANSAS*	W, 8-6
TUE	MAR. 26	JACKSONVILLE STATE	W, 13-3 (7)
Thu	Mar. 28	at #4 Texas A&M*	L, 7-9
Fri	Mar. 29	at #4 Texas A&M*	L, 8-12
Sat	Mar. 30	at #4 Texas A&M*	L, 9-10 (12)
Wed	Apr. 3	at UAB	W, 10-4
FRI	APR. 5	#4 TENNESSEE*	W, 9-5
SAT	APR. 6	#4 TENNESSEE*	L, 2-12 (7)
SUN	APR. 7	#4 TENNESSEE*	L, 5-19 (7)
TUE	APR. 9	ALABAMA STATE	L, 2-3
THU	APR. 11	#8 KENTUCKY*	L, 5-6
FRI	APR. 12	#8 KENTUCKY*	L, 1-9
SAT	APR. 13	#8 KENTUCKY*	L, 8-13
TUE	APR. 16	GEORGIA TECH	6 P.M.
Fri	Apr. 19	at Mississippi State*	6 p.m.
Sat	Apr. 20	at Mississippi State*	5 p.m.
Sun	Apr. 21	at Mississippi State*	1 p.m.
TUE	APR. 23	FLORIDA A&M	3 P.M.
Fri	Apr. 26	at LSU*	6:30 p.m.
Sat	Apr. 27	at LSU*	6 p.m.
Sun	Apr. 28	at LSU*	1 p.m.
FRI	MAY 3	OLE MISS*	6 P.M.
SAT	MAY 4	OLE MISS*	7 P.M.
SUN	MAY 5	OLE MISS*	3 P.M.
Tue	May 7	at Georgia Tech	5 p.m.
Fri	May 10	at Missouri*	6 p.m.
Sat	May 11	at Missouri*	3 p.m.
Sun	May 12	at Missouri*	1 p.m.
Tue	May 14	vs. Samford	6 p.m.
THU	MAY 16	ALABAMA*	6 P.M.
FRI	MAY 17	ALABAMA*	6 P.M.
SAT	MAY 18	ALABAMA*	2 P.M.

SEC TOURNAMENT

May 21-26 SEC Tournament TBA

NCAA TOURNAMENT

May 31-June 3 NCAA Regionals TBA
 June 7-10 NCAA Super Regionals TBA
 June 14-24 College World Series TBA

Home games in **BOLD CAPS**
All home games at Plainsman Park | All times central

* SEC game

GAME 36

AUBURN, ALA. (Samford Stadium-Hitchcock Field at Plainsman Park)



AUBURN TIGERS (18-17, 2-13 SEC)

Head Coach: Butch Thompson (Birmingham-Southern, 1992)

Career Record: 313-225-1 (10th season) | Record at Auburn: 274-204-1 (9th season)



GEORGIA TECH YELLOW JACKETS (22-12, 7-8 ACC)

Head Coach: Danny Hall (Miami (Ohio), 1977)

Career Record: 1,400-761-1 (37th season) | Record at GT: 1,192-644 (31st season)

» QUICK HITTERS

- Auburn is 7-1 in midweek games and has outscored the opponent 62-22.
- The Tigers haven't allowed more than four runs in a midweek game, good for a 2.57 staff ERA.
- Fifteen of Auburn's last 19 games have been played against top-eight teams.
- Auburn became the first SEC program since Georgia in 2016 to play five straight top-10 teams.
- Just over six months removed from ACL surgery, Eric Guevara went 3-for-5 with his first career home run and two RBI in the series finale vs. Kentucky.
- Joseph Gonzalez will make his first midweek start since 2021 Tuesday.
- His last and only other midweek start of his career came in a 6-5 win at UAB on Mar. 9, 2021 - 5.0 IP, 1 H, 1 R, 0 BB, 7 K.
- Four of Auburn's last seven SEC home games have attracted more than 5,000 fans.
- The attendance totals each of the last two weekends - 15,153 vs. Tennessee and 13,902 vs. Kentucky - surpassed the previous record.
- Dating back to 1897, Auburn leads the all-time series against Georgia Tech 123-113-6, including a 66-46-2 advantage in home games.
- Both meetings between the Tigers and Yellow Jackets last season went extra innings.

PITCHING MATCHUP

AUBURN

GEORGIA TECH

TUE | R-JR RHP Joseph Gonzalez (2-1, 9.28) vs. JR RHP Logan McGuire (2-2, 6.20)

GAME INFO

Date: Tuesday, April 16, 2024
Game Time: 6 p.m. CT
Site: Auburn, AL / Plainsman Park (4,403)
TV: SEC Network
Talent: Dave Neal (xpx), Gregg Olson (analyst)
Radio: Wings 94.3 FM | AuburnTigers.com
Talent: Andy Burcham, Mark Fuller
Live Stats: StatBroadcast.com
Twitter Updates: @AuburnBaseball
Postgame Recap: AuburnTigers.com
Series History: Auburn leads, 123-113-6
Auburn: Auburn leads, 66-46-2
Atlanta: Auburn trails, 56-64-2
Neutral: Series tied, 1-1-2
Last Meeting: Auburn 8, Ga Tech 12 [10] (4/11/23)
Streak: L1

AUBURN

18-17, 2-13 SEC

Team Leaders

Batting Average: R-JR IF **Cooper McMurray** (.353)
 Runs: SO C **Ike Irish** (38)
 2B: R-JR IF **Cooper McMurray** (10)
 HR: R-JR IF **Cooper McMurray** (12)
 RBI: Two tied (47)
 Stolen Bases: GR IF **Cooper Weiss** (24-28)

GEORGIA TECH

22-12, 7-8 ACC

Team Leaders

Batting Average: SR IF **Trey Yunger** (.385)
 Runs: FR OF **Drew Burress** (41)
 2B: Two tied (10)
 HR: FR OF **Drew Burress** (15)
 RBI: FR OF **Drew Burress** (44)
 Stolen Bases: SR OF **Cam Jones** (18-19)

POTENTIAL STARTING LINEUP

Pos.	#	Player	AVG	AB	R	H	2B	3B	HR	RBI	SB-SBA	BB
C	18	Ike Irish	.344	131	38	45	9	1	11	47	5-5	16
1B	26	Cooper McMurray	.350	123	29	43	10	0	12	47	0-0	27
2B	7	Deric Fabian	.233	86	16	20	3	0	5	23	4-4	18
3B	8	Eric Guevara	.211	19	2	4	1	0	1	2	0-0	4
SS	2	Cooper Weiss	.301	123	31	37	8	0	3	25	24-28	28
LF	21	Mason Maners	.306	111	34	34	8	2	6	14	5-5	19
CF	3	Chris Stanfield	.268	112	19	30	5	1	2	13	6-7	18
RF	27	Bobby Peirce	.224	107	25	24	2	2	5	20	4-5	16
DH	14	Cade Belyeu	.281	32	12	9	4	1	3	7	1-2	4



AUBURN'S RECORD WHEN...

	2024	Under Thompson
Overall	18-17	274-204-1
SEC	2-13	98-126
Non-Conference	16-4	154-59-1
Postseason	0-0	22-21
Home	13-10	182-93-1
Away	1-6	61-85
Neutral	4-1	27-23
Current streak	L6	L6
Last 5 games	0-5	0-5
Last 10 games	2-8	2-8

Situational:

AU scores first	8-8	173-70
Opp. scores first	10-9	101-134-1
AU scores 4+ runs	17-12	251-98-1
AU scores 3 runs or less	1-5	23-106
AU leads after 7 innings	16-0	223-18
8 innings	13-0	244-14
AU trails after 7 innings	1-12	22-152
8 innings	0-11	8-160
Game tied after 7 innings	1-2	24-27-1
8 innings	1-1	9-18-1
Extra Innings	0-1	13-21
1-run games	2-5	56-54
2-run games	2-2	7-21
3-run games	0-1	27-27
Games decided by 5+ runs	12-7	126-67
vs. LH Starter	6-8	80-64
vs. RH Starter	12-9	195-139-1
More hits than opponent	12-2	201-36
Fewer hits than opponent	4-15	46-155
Hits are tied	2-0	24-14-1
AU has 10+ hits	12-4	168-72-1
Opp. has 10+ hits	4-14	66-129-1
Hit a home run	17-10	192-94-1
Opp. hits a home run	13-15	128-139-1
AU quality start	2-1	74-23
Opp. quality start	1-4	29-70
AU commits no errors	9-5	129-54
Opp. commits no error	5-5	80-101

By Day:

Sunday	3-3	41-38-1
Monday	0-0	3-2
Tuesday	6-1	58-22
Wednesday	1-0	21-8
Thursday	0-3	9-21
Friday	4-4	70-46
Saturday	4-6	68-64
Day Games (first pitch before 6 p.m.)	9-8	145-108-1
Night Games (first pitch after 6 p.m.)	9-9	129-96
Doubleheaders	1-1	32-20

By Month:

February	7-1	57-16-1
March	9-10	96-57
April	2-6	60-66
May	0-0	43-50
June	0-0	16-12

By Jersey:

White	0-0	60-33
Blue	5-4	61-44
Orange	4-5	58-43
Gray	1-2	33-45
Pinstripes	6-1	44-28-1
Cream Throwback	1-5	15-11

UNIVERSITY INFORMATION

Location	Auburn, Ala.
Enrollment	31,526
Founded	October 1, 1856
Nickname	Tigers
Colors	Burnt Orange and Navy Blue
President	Dr. Christopher B. Roberts
Athletics Director	John Cohen
Conference	Southeastern (SEC West)
Stadium / Capacity	Samford Stadium-Hitchcock Field at Plainsman Park / 4,403
Ticket Office Phone	855-282-2010

BASEBALL COACHING / SUPPORT STAFF

Head Coach	Butch Thompson (Birmingham-Southern, 1992)
Record at Auburn / Seasons	274-204-1 (.573) / 9th
Career Coaching Record / Seasons	313-225-1 (.582) / 10th
Assistant Coach	Karl Nonemaker (Vanderbilt, 2002)
Assistant Coach	Gabe Gross (Auburn, 2012)
Pitching Coach	Everett Teaford (Georgia Southern)
Dir. of Player Development	Scott Foxhall (College of Charleston, 1994)
Director of Operations	Greg Drye (Southern Miss, 1998)
Athletic Trainer	Anthony Sandersen (South Dakota State, 2004)
Strength & Conditioning	Chris Joyner (Minnesota State - Mankato, 2001)

PROGRAM HISTORY

Modern Era Program Record (since 1949)	2,081-1,437-5 (.591)
College World Series Appearances / Last	6 / 2022
College World Series Record	4-12 (.250)
NCAA Regional Appearances / Last	24 / 2023
NCAA Regional Record	54-47 (.535)
NCAA Super Regional Appearances / Last	4 / 2022
NCAA Super Regional Record	5-6 (.455)
Last Postseason Opponent	Arkansas / 2022 College World Series
Result	Lost, 11-1

POSTSEASON HISTORY

College World Series Appearances: 6 (1967, 1976, 1994, 1997, 2019, 2022)

Super Regional Appearances: 4 (1999, 2018, 2019, 2022)

NCAA Regional Appearances: 24 (1963, 1967, 1976, 1978, 1987, 1989, 1993-95, 1997-2003, 2005, 2010, 2015, 2017, 2018, 2019, 2022, 2023)

NCAA Regional Titles: 8 (1967, 1976, 1994, 1997, 1999, 2018, 2019, 2022)

MEDIA RELATIONS

Baseball Contact: George Nunnelley, Asst. Director - Athletics Comm.

Cell: 502-609-9982

Email: gnnunnelley@auburn.edu

Twitter: @gnunnelley

Associate AD: Kirk Sampson

2024 AUBURN BASEBALL ROSTER

No.	Name	Pos.	Cl.	B/T	Ht.	Wt.	Exp.	Hometown (Previous School)
1	Caden Green	IF	Sr.	R/R	6-0	170	1L	Tulsa, Okla. (Seminole State)
2	Cooper Weiss	IF	Gr.	R/R	5-11	201	TR	Fort Myers, Fla. (Miami [OH])
3	Chris Stanfield	OF	So.	R/R	6-2	195	1L	Tallahassee, Fla. (Chiles)
4	Carter Wright	C	Sr.	R/R	5-10	200	1L	Blairsville, Ga. (Iowa Western)
5	Javon Hernandez	IF	Sr.	R/R	5-7	171	TR	Danbury, Conn. (Jacksonville State)
6	Cale Stricklin	C	Fr.	R/R	5-10	197	HS	Watkinsville, Ga. (North Oconee)
7	Deric Fabian	IF	Jr.	R/R	6-3	190	TR	Ocala, Fla. (Florida)
8	Eric Guevara	IF	Fr.	R/R	5-11	204	HS	Parque Lefevre, Pan. (Georgia Premier)
10	Kaleb Freeman	IF/C	Jr.	B/R	6-0	202	JC	Flowery Branch, Ga. (St. John's River State)
11	Gavin Miller	IF	So.	R/R	5-11	202	1L	Oakdale, Pa. (West Allegheny)
12	Drew Nelson	LHP/OF	So.	L/L	5-11	206	1L	Troy, Ala. (Pike Liberal Arts)
13	Ben Schorr	RHP	R-Jr.	R/R	6-1	209	2L	Columbus, Ga. (Columbus)
14	Cade Belyeu	OF	Fr.	L/R	6-4	209	HS	Auburn, Ala. (Auburn)
16	Cole Edwards	OF	Fr.	R/R	6-5	213	HS	Hoover, Ala. (Spain Park)
18	Ike Irish	C	So.	L/R	6-2	203	1L	Hudsonville, Mich. (St. Mary's Prep)
19	Christian Hall	IF	Gr.	L/L	6-2	254	TR	Calera, Ala. (UAB)
20	Dylan Watts	RHP	So.	R/R	6-2	187	JC	Enumclaw, Wash. (Tacoma CC)
21	Mason Maners	OF	Sr.	L/R	6-0	191	TR	Vestavia Hills, Ala. (Jacksonville State)
22	Hayden Murphy	RHP/IF	So.	R/R	6-3	191	1L	Chula, Ga. (Tiftarea Academy)
23	Parker Carlson	RHP	Jr.	R/R	6-1	188	2L	Mobile, Ala. (Faith Academy)
24	Carson Myers	LHP	Jr.	L/L	6-2	204	TR	Bowling Green, Ky. (UAB)
25	Tanner Bauman	LHP	Sr.	L/L	6-4	225	1L	Jacksonville, Fla. (St. John's River State)
26	Cooper McMurray	IF	R-Jr.	L/L	6-3	261	1L	Tulsa, Okla. (Kansas)
27	Bobby Peirce	OF	Gr.	R/R	6-0	187	3L	Scottsdale, Ariz. (South Mountain)
29	Christian Herberholz	RHP	R-Sr.	R/R	5-11	195	1L	Scottsboro, Ala. (Southern Union)
32	Griffin Graves	LHP	Fr.	L/L	5-10	184	HS	Jackson, Tenn. (Trinity Christian)
33	Will Cannon	RHP	Jr.	R/R	6-1	201	1L	Phenix City, Ala. (Northwest Florida State)
38	Conner McBride	RHP	Jr.	R/R	6-1	205	JC	San Diego, Calif. (St. John's River State)
40	Cam Tilly	RHP	Fr.	R/R	6-1	201	HS	Newburgh, Ind. (Castle)
41	John Armstrong	RHP	Jr.	R/R	5-11	223	2L	Marietta, Ga. (Harrison)
43	Alex Petrovic	RHP	Fr.	R/R	6-5	232	HS	Cypress, Texas (Concordia Lutheran)
45	Joseph Gonzalez	RHP	R-Jr.	R/R	6-4	233	2L	Humacao, P.R. (Leadership Christian Academy)
46	Chase Allsup	RHP	Jr.	R/R	6-2	235	2L	Dothan, Ala. (Dothan)
47	Cameron Keshock	RHP	So.	R/R	6-5	224	1L	Spanish Fort, Ala. (Spanish Fort)
49	Drew Sofield	LHP	Fr.	L/L	6-2	206	HS	Young Harris, Ga. (Townsend County)
51	Ty Mauldin	IF	R-Jr.	L/R	5-11	187	RS	Trussville, Ala. (Snead State)
52	Sam Robertson	IF	Fr.	R/R	6-2	176	HS	Oxford, Ala. (Oxford)
53	Konner Keplinger	LHP	Fr.	R/L	6-0	183	HS	Morris, Ala. (Mortimer Jordan)
54	Konner Copeland	LHP	5th	L/L	6-2	181	2L	Mobile, Ala. (Pensacola State)
77	Zach Crotchfelt	LHP	Fr.	L/L	6-2	210	HS	Jackson, N.J. (Jackson Memorial)

COACHES & STAFF

30	Butch Thompson	Head Coach
36	Karl Nonemaker	Assistant Coach
39	Gabe Gross	Assistant Coach
17	Everett Teaford	Pitching Coach
	Scott Foxhall	Director of Player Development
	Greg Drye	Director of Operations
	Sara Elizabeth Jackson	Special Assistant to the Head Coach
	Chris Joyner	Strength & Conditioning
	Anthony Sandersen	Athletic Trainer
	Wyn Grantham	Athletic Trainer Intern

PRONUNCIATION GUIDE

Tanner BAUMAN BOW-man (of a boat)
 Cade BELYEU Bah-LOO
 Eric GUEVARA Gwe-VAR-ah
 JAVON Hernandez..... JAY-von
 Konner KEPLINGER Kep-ling-ER
 Cameron KESHOCK..... KEY-shock
 Mason MANERS MAY-ners
 Ben SCHORR..... Shore
 Cooper WEISS..... WHY-ce (like 'ice')

THE AUBURN SKIPPER

- Nine College World Series appearances / 19 postseason appearances
- 2013 National Runner-up (Mississippi State)
- 2001 National Champion (Birmingham-Southern)
- 2014 Baseball America/ABCA National Assistant Coach of the Year
- 2006 FCA Coach of the Year
- Coached 21 pitchers who went on to pitch in the Major Leagues
- Recruited and coached 39 pitchers who were drafted out of college that weren't drafted out of high school

Butch Thompson enters his ninth season at the helm of the program in 2023, posting a record of 256-187-1 in his first eight seasons. He has led the program to the College World Series in two of the last four seasons.

Butch Thompson was named Auburn's head baseball coach on October 22, 2015 and enters his ninth season with the Tigers in 2024.

Thompson has returned the Tigers to prominence in seven seasons on The Plains as he has guided the team to a 256-187-1 overall record and has advanced to the NCAA Tournament five of the last six seasons, including three Super Regional appearances in the last five years and two trips to the College World Series in the last four seasons.

Thompson, who spent three seasons as an assistant coach and recruiting coordinator at Auburn from 2006-08, returned to The Plains after seven seasons at Mississippi State as both associate head coach and pitching coach.

A native of Amory, Miss., Thompson has coached 33 Division I All-Americans and 46 all-conference performers. He has seen 21 of his former pitchers called up to Major League Baseball, including 15 since 2014. Thompson has also turned 39 pitchers who went undrafted out of high school into MLB draft picks.

Along with his pitching pedigree, Thompson is also considered one of the top recruiters in the country. Since 2003, he has secured 16 recruiting classes that were ranked in the top 10 by either Baseball America or Perfect Game, including the program record No. 4 class in 2017 and No. 5 class in 2022. His classes signed from 2006-08 at Auburn each ranked in the top 18 nationally.

In 31 years of coaching at the collegiate level, including 22 in the Southeastern Conference, Thompson has coached nine College World Series participants, including leading the Tigers to the program's first trip to the College World Series in 22 years in 2019 and taking the team back for the second time in three seasons in 2022. Thompson became one of five active SEC coaches who have taken their program to a pair of College World Series in a three-year span. Thompson has also coached one national champion and a national runner-up, won nine conference championships and made 19 postseason appearances.

Thompson was named the 2006 Fellowship of Christian Athletes SEC Coach of the Year while at Auburn and the 2014 Baseball America and American Baseball Coaches Association (ABCA) National Assistant Coach of the Year while at Mississippi State.

During his tenure with the Tigers, Thompson led the team to three straight NCAA Tournament appearances from 2017-19 for the first time since 2001-03, including back-to-back super regionals in 2018 and 2019 for the first time in program history, and has now hosted back-to-back regionals for the first time in program history.

Auburn's second straight regional host bid in 2023 came thanks to a second-half run for the record books, and the Tigers became one of five programs in the country and two in the SEC to host each of the last two seasons.

Auburn posted a league-best 12-3 record in the final five weeks of conference play and finished the SEC season with 17 wins, the most since winning the SEC West in 2010. The Tigers finished top five in the league in back-to-back seasons for the first time since 2002-03. The 12-3 stretch was the program's best since also going 12-3 in the final 15 games of the 2010 season and the nine-game SEC winning streak at the end of the regular season and first game of the SEC Tournament was the team's longest since 1995.

Auburn has finished six of Thompson's eight seasons in the top 25, including three in the top 10. The No. 5 national ranking to finish 2022 was tied for the second highest mark in program history.

In seven seasons at MSU, Thompson made four NCAA regional trips, two Super Regionals, won the SEC Tournament and advanced to the College World Series



finishing as NCAA runner-up in 2013. In three of his last four seasons in Starkville, the Bulldogs' staff ERA finished no higher than 3.06. Thompson's 2013 pitching staff was one of two nationally to finish in the top 15 in ERA, strikeouts per nine innings and hits allowed per nine innings.

In addition to his experience at Auburn and Mississippi State, Thompson also spent four seasons at Georgia from 2002-05, including a trip to the College World Series in 2004. While there, he guided the development of future Major Leaguers Josh Fields, Mitchell Boggs and Brooks Brown.

Thompson launched his coaching career as pitching coach and top assistant at Huntingdon College (Ala.) in 1993, before returning to his alma mater in Birmingham, where he helped lead the Panthers to back-to-back Southern States Conference Championships and in 1995 coached BSC to its first NAIA World Series berth.

Thompson left BSC briefly to serve as head coach at Jefferson State Community College in Birmingham in 1997. While at JSCC, he was honored as the Regional Tournament Coach of the Year, the ABCA Alabama Junior College Coach of the Year and the Southeast Region Coach of the Year after guiding JSCC to a 39-21 mark, the AJCAA Region 22 State Championship and a third-place finish in the NJCAA Division II World Series.

He returned to Birmingham-Southern as top assistant the following season, beginning a four-year run during the most successful span in BSC baseball history. The Panthers won 196 games and four TranSouth Conference Championships and made three-consecutive appearances in the NAIA World Series. BSC's 2001 team posted a school-best 55-11 mark and captured the NAIA National Championship.

In 2002, Thompson joined the SEC baseball coaching fraternity as a pitching coach and recruiting coordinator at Georgia and has been a part of the league for the past 22 seasons.

Thompson currently serves as the large-school representative for the Alabama Baseball Coaches Association and is an All-American committee member representing the South region for the American Baseball Coaches Association.

Thompson prepped at Amory (Miss.) High School and later starred as a pitcher at Itawamba (Miss.) Community College from 1989-90. He is a member of both the ICC Athletic Hall of Fame (Class of 2014) and MACCC Hall of Fame (Class of 2021).

Thompson earned a Bachelor's Degree in History at BSC in 1992 and completed a Master's Degree in Sports Administration at UAB in 1996. He is married to the former Robin Ashe of Birmingham, Ala., and they are the parents of three daughters -- Anna, Olivia and Madelyn Gail --and the grandparents of Mary Gail Moreman.

THE FUTURE OF PLAINMAN PARK


Auburn Athletics finalized plans for the previously approved \$30 million Plainsman Park renovation project last summer.

The renovations are highlighted by the additions of three new premium experiences – the Hall of Fame Club, First Base Club, and Home Plate Club – as well as a unique general admission space atop the War Eagle Wall in left field.



HALL OF FAME CLUB

A tribute to Auburn, Southeastern Conference and Major League Baseball great Frank Thomas, the Hall of Fame Club will add approximately 100 premium seats at field level and is open for the 2024 season. Divided between two tiered rows, these high-end leather seats will offer a dynamic field-level view behind home plate. Club members will have access to a 3,000-square foot climate-controlled club space featuring food, drinks, televisions, restrooms, and indoor seating.



FIRST BASE CLUB

A new three-story structure that will complement Plainsman Park's classic ballpark architecture, the expanded Plainsman Patio and First Base Club will provide a variety of new fan experience offerings, including indoor and outdoor viewing areas, new concession offerings, expanded restrooms, and more. The space will be completed for the 2025 season.

At inner-concourse level, the new covered Plainsman Patio space will provide expanded standing room space, while offering access to an all-new walk-in concession market.

The third level will feature an all-new upscale ballpark experience with the First Base Club. This area is expected to include approximately 200 new seats ranging in type from cushioned chairback seats to outdoor loge seating options, and will offer elevated food and beverage options, a climate-controlled indoor space, as well as private restrooms.



HOME PLATE CLUB

By relocating the existing press box to a new location on the third level of the First Base Club structure, a new high-end club experience will be developed atop the home plate grandstands. With one of the best views in the ballpark, this area is expected to include approximately 50 high-end seats and a climate-controlled environment with access to food, drinks, restrooms, and more premium amenities. This space will be completed prior to the 2025 season.



WAR EAGLE WALL

The experience Auburn fans love within the Tiger Terrace along the third base line will soon be expanded to provide access to a unique experience atop the War Eagle Wall in left field. A general admission space that will be completed for the 2025 season, this project will add a two-tiered terrace atop the wall to provide a one-of-a-kind experience in college baseball.

ENHANCED STUDENT EXPERIENCE

As Auburn University students continue to pack Plainsman Park, the first phase of renovations prior to the 2024 season will provide an enhancement to the current standing room area beyond the right-center field fence. This portion of the project will provide a multi-tiered, elevated platform to bring students closer to the action while providing expanded standing room capacity.

EXPANDED AND RENOVATED TEAM SPACES

The third phase of the project will include upgrades to the student athlete experience through renovated and expanded team spaces. These upgrades include a renovation and expansion of the Tim Hudson Locker Room, a new bullpen and pitching lab, new weight room and nutrition area, new team meeting room, and new coaches' offices. This phase of the project is scheduled to be completed throughout 2025-26.

NATIONAL POLLS

BASEBALL AMERICA
April 15

1. Texas A&M*
2. Arkansas*
3. Tennessee*
4. Clemson
5. Florida State
6. Duke
7. Kentucky*
8. Oregon State
9. Virginia*
10. East Carolina
11. North Carolina
12. Alabama*
13. Vanderbilt*
14. Wake Forest
15. UC Irvine
16. Oregon
17. Oklahoma State
18. West Virginia
19. South Carolina
20. Louisiana
21. Coastal Carolina
22. NC State
23. Dallas Baptist
24. Lamar
25. Oklahoma

D1 BASEBALL
April 15

1. Texas A&M*
2. Arkansas*
3. Kentucky*
4. Tennessee*
5. Oregon State
6. Clemson
7. Duke
8. Florida State
9. East Carolina
10. Virginia*
11. North Carolina
12. Wake Forest
13. Vanderbilt*
14. Louisiana
15. Oklahoma State
16. Oregon
17. UC Irvine
18. Alabama*
19. Coastal Carolina
20. South Carolina
21. Arizona
22. West Virginia
23. Virginia Tech
24. Georgia
25. Dallas Baptist

USA TODAY
April 15

1. Texas A&M*
2. Arkansas*
3. Tennessee*
4. Oregon State
5. Kentucky*
6. Clemson
7. Florida State
8. Virginia*
9. Duke
10. East Carolina
11. North Carolina
12. Vanderbilt*
13. Wake Forest
14. Alabama*
15. Louisiana
16. UC Irvine
17. Oklahoma State
18. Oregon
19. Dallas Baptist
20. Coastal Carolina
21. South Carolina
22. Virginia Tech
23. Georgia
24. West Virginia
25. Indiana State

NCBWA
Apr. 15

1. Texas A&M*
2. Tennessee*
3. Arkansas*
4. Kentucky*
5. Oregon State
6. Clemson
7. Florida State
8. Duke
9. East Carolina
10. Virginia*
11. North Carolina
12. Wake Forest
13. Vanderbilt*
14. Oregon
15. Alabama*
16. Louisiana
17. Oklahoma State
18. UC Irvine
19. Coastal Carolina
20. South Carolina
21. Dallas Baptist
22. Indiana State
23. Virginia Tech
24. Georgia
25. Arizona

PERFECT GAME
April 15

1. Texas A&M*
2. Arkansas*
3. Tennessee*
4. Oregon State
5. Clemson
6. Florida State
7. Kentucky*
8. Duke
9. Virginia*
10. North Carolina
11. East Carolina
12. Vanderbilt*
13. Wake Forest
14. Indiana State
15. Oklahoma State
16. Louisiana
17. Alabama*
18. UC Irvine
19. Arizona
20. Dallas Baptist
21. West Virginia
22. Coastal Carolina
23. Oregon
24. Virginia Tech
25. Lamar

CB FOUNDATION
Apr. 15

1. Texas A&M*
2. Arkansas*
3. Tennessee*
4. Oregon State
5. Florida State
6. Clemson
7. Virginia*
8. Kentucky*
9. Vanderbilt*
10. North Carolina
11. Duke
12. Wake Forest
13. East Carolina
14. Dallas Baptist
15. Coastal Carolina
16. South Carolina
17. N.C. State
18. Alabama*
19. UC Irvine
20. Georgia
21. Creighton
22. Oklahoma State
23. Louisiana
24. Lamar
25. Oklahoma

AUBURN IN THE POLLS
BA D1 CB NC PG USA

Pre.	23	NR	NR	25	15	NR
2/19	20	NR	24	22	14	--
2/26	19	23	20	20	14	22
3/4	18	19	19	20	13	20
3/11	17	18	19	20	12	19
3/18	NR	23	23	NR	17	24
3/25	NR	NR	NR	NR	21	NR

4/1	NR	NR	NR	NR	NR	NR
4/8	NR	NR	NR	NR	NR	NR
4/15	NR	NR	NR	NR	NR	NR

NEWS & NOTES

SCOUTING THE YELLOW JACKETS

- Georgia Tech enters the week with a 22-12 overall record, including a 7-8 record in ACC play.
- The Yellow Jackets have won six of the last eight games and are coming off a series win against Virginia Tech, outscoring the Hokies 30-7 in the final two games.
- Offensively, Georgia Tech is hitting .304 as a team with six players hitting .300 or higher for the season. Freshman Drew Burress is second on the team with a .374 average and leads the way with 15 homers and 44 RBI.
- On the mound, the Yellow Jackets have turned in a 5.53 staff ERA with 315 strikeouts and 144 walks in 293.0 innings pitched. Midweek starter Logan McGuire is 2-2 with a 6.20 ERA in seven starts this season.

OPPONENTS COMBINED RECORD IN SEC PLAY

- Auburn: 48-15
- Missouri: 43-20
- Ole Miss: 42-21
- Alabama: 41-22
- LSU: 41-22
- Georgia: 32-31
- South Carolina: 30-33
- Florida: 29-34
- Texas A&M: 28-235
- Mississippi State: 27-36
- Vanderbilt: 26-37
- Arkansas: 18-45
- Kentucky: 18-45
- Tennessee: 17-46

GOING THROUGH A GAUNTLET

- Auburn first five opponents in SEC play have been ranked in the top 10, marking the first time a SEC team has played five straight top-10 opponents since 2016
- The Tigers' first five opponents are the top five teams in the league standings and have the five lowest team ERAs.
- Mississippi State is the next opponent and has the sixth best ERA in the league.
- Four of the five are also the best hitting teams in SEC play.

CLOSE BUT NO CIGAR

- Auburn's run differential in eight SEC games from Mar. 17-Apr. 5 was -6, but the Tigers went 2-6 during the span.
- All eight games were decided by four runs or less, including three one-run games and two two-run games.

BOMBS & BAGS

- Auburn enters the week one of two teams in the country that has homered at least 55 times and stolen at least 60 bases this season.
 - Auburn: 59 HR, 60 SB
 - North Carolina: 63 HR, 60 SB

BATMAN & ROBIN

- Ike Irish and Cooper McMurray hit a combined .449 (31-for-69) with 23 runs, five doubles, nine homers and 36 RBI in nine games from Mar. 23-Apr. 7.
- The duo has driven in a combined 94 runs this season and have 193 RBI in 93 games since the beginning of last season.

GOLDEN BOY

- Irish was on of 45 player named to the Golden Spikes Award Midseason Watch List.
- He is Auburn's third straight representative on the midseason list, joining Sonny DiChiara (2022) and Bryson Ware (2023) and is the eighth player under head coach Butch Thompson to make the list.
- Irish is one of five catchers to make the list, including the only catcher from the SEC.

IKE, IKE BABY

- Irish went on a career-best 16-game hitting streak from Mar. 9-Apr. 5 and hit .422 (27-for-64) with 20 runs, seven doubles, six homers and 29 RBI during the streak.
- He has a hit in 27 of 33 games played and has driven in at least one run in 25 of 33 games played this season.
- In his first 91 career games, Irish has multiple hits on 40 occasions, including 12 this season.

100-HIT CLUB

- Irish collected his 100th career hit in his 68th career game played on Mar. 2 vs. UConn.
- He became the fourth fastest player in program history to reach the milestone.
 - Scott Pratt (1998): 61 games
 - Todd Faulkner (1998-99): 63 games
 - Tim Hudson (1996-97): 66 games
 - Ike Irish (2023-pres): 68 games
 - Gabe Gross (1999-2000): 70 games
 - Tyler Johnstone (2005-06): 70 games

COOP KEEPS CRUSHING

- In 30 games since hitting a grand slam and driving in a career-high six runs vs. Wichita State on Feb. 24, Cooper McMurray is hitting .387 (41-for-106) with 10 2B, 11 HR and 45 RBI.
- In 78 career games in an Auburn uniform, he has hit 26 homers and has driven in 96 runs.
- McMurray is the first player since Edouard Julien in 2018-19 to hit double digit home runs in back-to-back seasons.
- His 14 homers in 2023 were the third most by an Auburn newcomer in the BBCOR era - DiChiara (22 in 2022), Julien (17 in 2018).
- McMurray's .672 career slugging percentage currently ranks third in program history behind Frank Thomas (.722) and Bo Jackson (.715).

RAPID RECOVERY

- Freshman infielder Eric Guevara underwent ACL surgery on Oct. 11 and returned to the field as a pinch hitter vs. Jax State less than six months later on Mar. 26.
- He collected his first hit vs. Alabama State last week and went 3-for-5 with his first career home run and two RBI in the series finale against Kentucky.
- Originally from Panama, Guevara arrived on The Plains last fall from Georgia and was tabbed the No. 259 overall player in the 2023 signing class, according to Perfect Game.

FLARE FOR THE DRAMATIC

- After the come-from-behind win at UAB, Auburn has now won five games this season in which it has trailed entering the sixth inning
 - Feb. 23 vs. Iowa
 - Mar. 8 vs. Austin Peay
 - Mar. 19 vs. South Alabama
 - Mar. 23 vs. Arkansas
 - Apr. 3 at UAB
- The go-ahead runs in four of those five games have come on home runs.

- Bobby Peirce vs. Iowa (7th)
- Mason Maners vs. Austin Peay (9th)
- Cooper McMurray vs. Arkansas (6th)
- Bobby Peirce at UAB (8th)

RUNNING AT A RECORD-SETTING RATE

- Cooper Weiss leads the SEC and is fourth in the country with 24 stolen bases.
- He is the first Auburn player with 20 or more stolen bases in a season since Jay Gonzalez (30) and Creede Simpson (25) in 2012.
- Weiss has set Auburn's single-game record with four stolen bases twice this season - Feb. 18 vs. EKV and Feb. 27 vs. Samford - and has stolen multiple bases in eight games.
- Auburn has stolen 60 bases through 35 games, marking the most stolen bases through 35 games since 2012 (67) and surpassing the total from the last three seasons.

PUSHING ALL THE RIGHT BUTTONS

- Since the series finale vs. Arkansas on Mar. 23, Auburn pinch-hitters are 8-for-14 with three doubles, two homers and six RBI.
 - Mar. 23 vs. Arkansas: Belyeu - 2B
 - Mar. 26 vs. Jax State: Wright - 2B
 - Mar. 29 at Texas A&M: Miller - 1B
 - Mar. 30 at Texas A&M: Hall - HR
 - Mar. 30 at Texas A&M: Belyeu - 1B
 - Mar. 30 at Texas A&M: Miller - HR
 - Apr. 3 at UAB: Belyeu - 2B
 - Apr. 11 vs. Kentucky: Hall - 1B
- Cade Belyeu has a hit, including a homer and two doubles, in his last four pinch-hit opportunities. He is 4-for-5 with a walk and two HBPs as a pinch-hitter this season.

TOP-RANKED TRANSFERS

- Auburn was tabbed by D1Baseball.com to have the No. 14 transfer class in the country.
- The team's five transfers in the top 130 are tied for the sixth most in the nation.
 - Deric Fabian (Florida): No. 29
 - Mason Maners (Jax State): No. 77
 - Javon Hernandez (Jax State): No. 86
 - Cooper Weiss (Miami [OH]): No. 116
 - Carson Myers (UAB): No. 129
- Fabian, Maners, Hernandez and Weiss have made a combined 114 starts while Myers leads the team with a 4.13 ERA and is second in innings pitched (32.2).

STRENGTH OF SCHEDULE

- According to D1Baseball.com's preseason schedule analysis, Auburn was scheduled to play a league-high 33 quad one games in 2024 - home games vs. RPI 1-25, neutral site games vs. 1-40, road games vs. 1-60.
- All of Auburn's first five SEC foes have been ranked in the top 10, becoming the first SEC program since Georgia in 2016 to take on five straight top 10 opponents.

THOMPSON'S TENURE

- Auburn has hosted back-to-back regionals for the first time in program history and has made a NCAA regional in five of the last six postseasons under Butch Thompson.
- Prior to Thompson's arrival in 2016, Auburn made five tournament appearances in 14 seasons from 2002-15.
- The Tigers have also finished top five in the league in back-to-back years for the first time since 2002-03.
- The team has finished .500 or better in SEC play in four of the last six years under Thompson, and one of the seasons with a sub-.500 SEC record ended in Omaha (2019).
- Prior to Thompson's arrival, the program had turned in just one such season (2010) in 12 years between 2004-15.

SECOND HALF SURGE

- Auburn went a league best 12-3 in the second half of SEC play last year, marking the program's best 15-game stretch in conference play since also going 12-3 in 2010.
- The Tigers won five straight SEC series for the first time since 2010 and were one of two teams (Vanderbilt) to win five straight SEC series at any point during the year.

PACK OUT PLAINSMAN PARK

- Auburn set three attendance records from Mar. 23-Apr. 6 with the recent A-Day crowd of 5,566 now holding the top spot.
- The three-day attendance of 15,158 also marked a single-series record, surpassing the previous mark by approximately 1,500.
- The Opening Day crowd of 4,403 was a program record for Opening Day and the 1,091 students in attendance was an all-time high.
- Auburn has set back-to-back attendance records with attendance totals of 129,948 (2023) and 127,947 (2022) the last two years.
- Prior to the 2022 season, the previous attendance record from 2004 was 111,627.
- The program has again sold out of season tickets for the fourth straight season and has sold a record number of season tickets.

THE LAST TIME...

BATTING SUPERLATIVES

5 hits in a game Bobby Peirce at Georgia Tech [5-for-5] (4/11/23)
 6 hits in a game Tyler Johnstone vs. Elon [6-for-7, 2B, 3B] (2/25/05)

Reached base 6 times Kason Howell vs. Florida State [4-5, 2 BB] (6/4/22)
 Reached base 7 times Brody Moore vs. Florida State [5-5, 2BB] (6/4/22)

4 runs in a game Deric Fabian vs. Austin Peay (3/10/24)
 5 runs in a game Sonny DiChiara vs. Florida State (6/4/22)
 6 runs in a game Bryson Ware vs. Alabama A&M (2/24/21)

10-game hitting streak Ike Irish, 16 games (3/9-4/5/24)
15-game hitting streak Ike Irish, 16 games (3/9-4/5/24)
 20-game hitting streak A. Grier, 22 games, (5/31/15-3/22/16)
 25-game hitting streak Justin Fradejas, 27 games (3/23-5/7/10)
 30-game hitting streak Casey Dunn, 31 games (2/22 [G1]-4/15/97)

3 doubles in a game Cooper McMurray vs. Austin Peay (3/10/24)
 4 doubles in a game Ken Dempsey vs. Georgia (1977)

2 triples in a game Kason Howell vs. #1 LSU (5/7/23)
 3 triples in a game never

2 home runs in one game Deric Fabian vs. Air Force (3/6/24)
 3 home runs in one game Cole Foster vs. Southeastern (6/3/22)

7 RBI in a game Justin Kirby vs. USC (2/26/23)
 8 RBI in a game Justin Bryant at Georgia (3/19/10)
 9 RBI in a game Cole Foster vs. Southeastern (6/3/22)
 10 RBI in a game Bob Berry vs. Huntington (4/15/82)

Grand slam home run Ike Irish at #4 Texas A&M (3/29/24)
 Inside-the-park home run Kason Howell vs. Southeastern (3/11/23)
 HR to begin game Ryan Bliss vs. #11 Ole Miss (5/25/21)
 Two HR in one inning Cole Foster vs. Southeastern [1st] (6/3/22)
HR in consecutive at-bats Ike Irish vs. #1 Arkansas/Jax State (3/23-26/24)
 HR in three consecutive at-bats Edouard Julien (2/20-22/19)
HR in consecutive games Christian Hall at #4 Texas A&M/UAB (3/30-4/3/24)
HR in three consecutive games Ike Irish (3/26-29/24)
HR in three consecutive SEC games Ike Irish (3/23-29/24)
HR in four consecutive games Ike Irish (3/23-29/24)
 HR in four consecutive SEC games Mike Bianucci (5/2-9/08)
 HR in five consecutive games Tim Lemons (4/6-10/85)
Walk-off HR Mason Maners vs. Austin Peay (3/8/24)
Pinch-hit HR Christian Hall/Gavin Miller at #4 Texas A&M (3/30/24)
 Pinch-hit grand slam Edouard Julien vs. BYU (G1 - 3/3/18)
 HR in first at-bat of season Steven Williams vs. Longwood (2/17/18)
 HR in both games of DH Bryson Ware vs. Missouri (5/19/23)

Hit for the cycle Judd Ward [3B, 1B, HR, 2B] vs. Illinois-Chicago (G1 - 2/15/20)

Hit from both sides of plate Cole Foster [1st inn.]
 in same inning vs. Southeastern (6/3/22)
Two hits in same inning Cade Belyeu [2B, 2B]/Bobby Peirce (HR, 1B) at UAB [8th] (4/3/24)

Stole home Josh Hall vs. Kansas State (2/20/22)
Stole two bases in a game Cooper Weiss vs. Jax State (3/26/24)
Stole three bases in a game Cooper Weiss at UAB (4/3/24)
Stole four bases in a game Cooper Weiss vs. Samford (2/27/24)

Hit by a pitch 2 times in a game Cade Belyeu vs. #8 Kentucky (4/13/24)
 Hit by a pitch 3+ times in a game Dan Glevenyak at Alabama (4/4/11/14)

Scored 20 or more runs 24 vs. Austin Peay (3/10/24)
 Scored 25 or more runs 25 vs. Longwood (2/17/18)
 Scored 30 or more runs 33 vs. Alabama A&M (2/24/21)

Scored 5 runs in an Inning 5, vs. #8 Kentucky (3rd) (4/13/24)
Scored 6 runs in an Inning 6, vs. #1 Arkansas (6th) (3/23/24)
Scored 7 runs in an Inning 7, at UAB (8th) (4/3/24)
Scored 8 runs in an Inning 8, vs. Austin Peay (3rd) (3/10/24)
 Scored 9 runs in an Inning 9, vs. Rhode Island (1st) (G1 - 3/5/22)
 Scored 10+ runs in an Inning 11, vs. Florida A&M (1st) (3/1/23)
 Recorded 10+ hits in an Inning 11, vs. Furman (5th) (2/12/00)
Scored in every inning vs. Austin Peay (3/10/24)

Recorded 15-19 hits 17, at #4 Texas A&M (3/30/24)
 Recorded 20 or more hits 20, at Ole Miss (5/13/23)

Hit 3 or more home runs in an inning 3, vs. Florida A&M [1st] (3/1/23)
Hit 3 or more home runs in a game 3, at #4 Texas A&M (3/30/24)
 Hit 5 or more home runs in a game 5, at #2 South Carolina (4/30/23)
 Hit 7 or more home runs in a game 7, vs. Southeastern (6/3/22)
 Hit back-to-back home runs B. Ware & I. Irish vs. Missouri (6th) (5/19/23)
 Hit back-to-back-to-back home runs Bliss, Miller & Woley vs. Texas A&M (1st) (5/15/21)

Had 5 doubles 5, vs. Missouri (5/23/23)
 Had 6 doubles 6, vs. Missouri (5/20/21)
Had 7 doubles 7, vs. Austin Peay (3/10/24)
 Had 8 doubles 8, vs. Lipscomb (3/4/23)
 Had 9+ doubles 11, vs. Alabama A&M (2/24/21)

Stole 5 bases in a game 5, vs. #1 Arkansas (3/22/24)
Stole 6 bases in a game 6, vs. Eastern Kentucky (2/18/24)
 Stole 7 bases in a game 7, vs. Presbyterian (5/8/12)
 Stole 8 bases in a game 8, vs. Alcorn State (2/22/12)

Walked 10+ times 16, vs. Wichita State (2/24/24)
 Did not strike out in a game vs. Belmont (3/11/12)

PITCHING SUPERLATIVES

INDIVIDUAL
 Nine-inning no-hitter Casey Mize vs. Northeastern (3/9/18)
 Nine-inning no-hitter (combined) Mike Mueller [2.0], Lee Carter [1.0]
 Brandon Channell [1.0], Reid Price [1.0], Andrew Skinner [1.0], Arnold Hughey [1.0], Ken Clayton [1.0], Cory Duedeit [0.2], Sean Jones [0.1] vs. UAB (3/19/02)

Seven-inning no-hitter Jason Johnson vs. LaGrange College (4/30/91)

Nine-inning perfect game Eric Brandon vs. Murray State (3/2/02)
 Seven-inning perfect game Jason Johnson vs. LaGrange College (4/30/91)

Nine-inning one-hitter (individual) Keegan Thompson vs. Presbyterian (3/1/14)
 Nine-inning one-hitter (combined) Tanner Burns [7.0], Cody Greenhill [2.0] vs. Chicago State (3/15/20)

Five-inning one-hitter Kevin Davis [3.2], Jacob Milliman [1.1], vs. Radford (2/22/15)

Nine-inning two-hitter Tanner Burns [9.0] vs. Cincinnati (3/1/19)

Complete game Drew Nelson vs. North Alabama [7] (3/28/23)
 Complete game shutout Jack Owen vs. UTSA (3/9/19)
 Consecutive complete games K. Thompson vs. Arkansas & LSU (4/4 & 4/11/15)

Struck out 10 batters 10 by Tommy Vail vs. Mississippi State (4/21/23)
 Struck out 11 batters 11 by Jordan Armstrong vs. Yale (2/25/22)
 Struck out 12 batters 12 by Casey Mize at Kentucky (3/23/18)
 Struck out 13 batters 13 by Casey Mize vs. Texas A&M (3/16/18)
 Struck out 15 batters 15 by Tanner Burns vs. Cincinnati (3/1/19)

TEAM
 Struck out 15+ batters 16, Bright [8], Sheehan [3], Burkhalter [5] vs. Stanford (6/20/22)
 Struck out 20+ batters 20, Fuller [4], Watson [4], Anderson [3], Greenhill [4], Skipper [3], Wade [2] vs. #9 Arkansas (4/5/19)
 vs. Ga State, at Missouri (4/5-7/16)
 4-0 vs. Missouri (5/19/23)
 Struck out 15 batters consecutive games 16-0 / 12-0 [7] vs. Rhode Island (3/5/22)
 Shut out an opponent 2-0 vs. UT Martin / 6-0 vs. UTSA (3/6-9/19)
 Consecutive shutouts 4-0 vs. Missouri (5/19/23)
 Three straight shutouts 3-0 at Missouri (5/21/21)
 Shut out an SEC opponent 5-0 and 4-0 at Miss. State (3/27-28/15)
 Shut out an SEC opponent on the road 5-0 and 4-0 at Miss. State (3/27-28/15)
 Consecutive SEC shutouts 5-0 and 4-0 at Miss. State (3/27-28/15)
 Consecutive SEC shutouts on the road 1-0 vs. #1 Arkansas (3/21/24)
Was shut out vs. #24 Missouri (4/1/18)
 Was held to one hit vs. #13 Arkansas (5/25/17)
 Was no hit

FIELDING SUPERLATIVES

2 errors in a game Deric Fabian/Cooper McMurray vs. Austin Peay (3/9/24)
 3 errors in a game Luke Jarvis vs. Presbyterian (3/11/17)
 4 errors in a game Brett Burnham at Alabama (4/5/00)

3 double plays turned in a game vs. Eastern Kentucky (2/17/24)
 4 double plays turned in a game at #1 Arkansas (4/3/21)
 5 double plays turned in a game never

Triple play (Auburn) vs. Memphis (5/22/78)
 Triple play (Opponent) at Florida [4th] (3/15/08)

Threw a runner out at HP to end game Bryson Ware at Mississippi State (4/17/22)

MISC. SUPERLATIVES

Won 10 or more consecutive games 15 (2/24-3/22/19)
 Won 15 or more consecutive games 15 (2/24-3/22/19)
 Won 8 or more consecutive SEC games 9 (5/6-23/23)
Lost 5 or more consecutive games 6 (4/6-13/24)

Home winning streak 21 (1964-66)
 Road winning streak 14 (1967/1995)
 Season-opening winning streak 17 (2/7-3/5/97)

Extra-innings victory 7-6, vs. Georgia [11 inn] (3/23/23)
Extra-innings loss 9-10, at #4 Texas A&M [12 inn] (3/30/24)

Swept a 3-game series vs. Eastern Kentucky (2/16-18/24)
 Swept a road series at Ole Miss (5/12-13/23)
 Swept a road SEC series at Ole Miss (5/12-13/23)
 Swept a SEC series vs. Missouri (5/19-20/23)
 Swept a 4-game series Rhode Island (3/4-6/22)
 Swept a doubleheader vs. Missouri (5/19/23)

Allowed 3 runs or fewer in a three-game series 2, vs. Chicago State (3/6-8/20)
 Allowed 3 runs or fewer in a four-game series 3, vs. Rhode Island (3/4-6/22)
 Allowed 3 runs or fewer in a SEC series 3, vs. Miss. State (3/27-29/15)
 Allowed 4 runs or fewer in a series 3, vs. UTSA (3/8-9/19)
 Allowed 4 runs or fewer in a SEC series 4, vs. Georgia (4/23-25/15)
 Allowed 3 runs or fewer in a road series 3, vs. Miss. State (3/27-29/15)
 Allowed 3 runs or fewer in a SEC road series 3, vs. Miss. State (3/27-29/15)

Overcome a deficit of 7+ runs 7 runs, [0-7] vs. Mississippi State (4/23/23)

Won a 1-0 game vs. Mercer (5/30/15) [NCAA Regional]
 Lost a 1-0 game vs. Ohio State (2/15/14)

Walk-off win vs. Austin Peay [9 inn.] (3/8/24)
Walk-off loss at #4 Texas A&M [12 inn.] (3/30/24)

32 • GRIFFIN GRAVES LHP

5-10 • 184 • FR • Jackson, TN • Trinity Christian

- Made his first app since 3/6 in the series finale vs. UK
- Earned the win and pitched 2.0 scoreless innings in his collegiate debut vs. UAB (2/20)

CAREER STATISTICS

YEAR	ERA	W-L	G/S	IP	H	R	ER	BB	K	BAA
2024	6.23	1-0	4/0	4.1	5	4	3	5	7	.278

SEASON HIGHS

IP: 2.0, vs. UAB (2/20)
H: 2, vs. Air Force (3/6)
R: 2, two times
ER: 2, vs. Kentucky (4/13)
K: 3, vs. Kentucky (4/13)
BB: 2, two times
PC: 28, vs. Kentucky (4/13)

CAREER HIGHS

2.0, vs. UAB (2/20/24)
2, vs. Air Force (3/6/24)
2, two times
2, vs. Kentucky (4/13/24)
3, vs. Kentucky (4/13/23)
2, two times
28, vs. Kentucky (4/13/24)

29 • C. HERBERHOLZ RHP

5-11 • 195 • R-SR • Scottsboro, AL • Southern Union

- Is second on the team with 35 Ks in 27.0 IP
- Has made four straight midweek starts
- Turned in 5.0 scoreless IP last week vs. Ala. State (4/9)
- Struck out a career-high 7 in 4.0 IP vs. Jax State (3/26)
- Struck out the final six batters he faced and earned the 3.0-inning save in the series finale opening weekend
- Led Auburn with a 2.30 ERA in 10 appearances and five starts in SEC play last year

CAREER STATISTICS

YEAR	ERA	W-L	G/S	IP	H	R	ER	BB	K	BAA
2020*	10.43	0-4	5/4	14.2	17	19	17	10	13	.288
2021*	13.50	0-0	1/0	0.2	0	1	1	1	1	.000
2023	4.18	1-3	17/8	47.1	51	26	22	22	41	.283
2024	5.00	1-1	9/5	27.0	30	16	15	8	35	.278
TOTAL	5.52	2-8	32/18	89.2	99	62	55	41	90	--

SEASON HIGHS

IP: 5.0, vs. Alabama State (4/9)
H: 6, vs. UConn (3/2)
R: 4, at UAB (4/3)
ER: 4, at UAB (4/3)
K: 7, vs. Jax State (3/26)
BB: 3, at UAB (4/3)
PC: 74, at UAB (4/3)

CAREER HIGHS

5.0, three times
6, three times
6, at N.C. State (2/23/20)
6, at N.C. State (2/23/20)
7, vs. Jax State (3/26/24)
4, two times
92, at S. Carolina (4/29/23)

47 • C. KESHOCK RHP

6-5 • 224 • SO • Spanish Fort, Ala. • Spanish Fort

- Turned in a clean 9th inning and ended the game vs. Samford (2/27) with a strikeout

CAREER STATISTICS

YEAR	ERA	W-L	G/S	IP	H	R	ER	BB	K	BAA
2023	36.00	0-0	5/0	3.0	10	12	12	2	3	.526
2024	20.25	0-0	2/0	1.1	2	3	3	2	1	.333
TOTAL	31.15	0-0	7/0	4.1	12	15	15	4	4	.480

SEASON HIGHS

IP: 1.0, vs. Samford (2/27)
H: 2, vs. APSU (3/9)
R: 3, vs. APSU (3/9)
ER: 3, vs. APSU (3/9)
K: 1, vs. Samford (2/27)
BB: 2, vs. APSU (3/9)
PC: 25, vs. APSU (3/9)

CAREER HIGHS

1.1, at S. Carolina (4/30/23)
4, vs. Georgia (3/25/23)
7, vs. Georgia (3/25/23)
7, vs. Georgia (3/25/23)
1, four times
2, vs. APSU (3/9/24)
25, vs. APSU (3/9/24)

38 • CONNER McBRIDE RHP

6-1 • 205 • JR • San Diego, CA • St. John's River

- Turned in 4.2 IP with 7 Ks vs. Kentucky (4/12)
- Made four midweek starts with three straight midweek wins - all of 5.0 IP - to start the season
- Earned his first win in an Auburn uniform vs. Samford - 5.0 IP, 2 H, 1 R, 0 BB, 5 K (63 pitches/44 strikes)
- Allowed 2 R in 5.0 IP with 0 BB and 4 K vs. Air Force
- Allowed just one hit - a solo HR - in 5.0 IP vs. Troy

CAREER STATISTICS

YEAR	ERA	W-L	G/S	IP	H	R	ER	BB	K	BAA
2024	5.34	3-2	8/7	32.0	30	19	19	12	31	.254

SEASON HIGHS

IP: 5.0, three times
H: 7, vs. Air Force (3/6)
R: 6, at Texas A&M (3/28)
ER: 6, at Texas A&M (3/28)
K: 7, vs. Kentucky (4/12)
BB: 2, six times
PC: 75, vs. Kentucky (4/12)

CAREER HIGHS

5.0, three times
7, vs. Air Force (3/6/24)
6, at Texas A&M (3/28/24)
6, at Texas A&M (3/28/24)
7, vs. Kentucky (4/12/24)
2, six times
75, vs. Kentucky (4/12/24)

22 • HAYDEN MURPHY RHP

6-3 • 191 • SO • Chula, GA • Tiftarea Academy

- Turned in a scoreless IP vs. Alabama State (4/9)
- Retired all six batters in 2.0 scoreless innings at UAB (4/3), his first appearance since Mar. 15
- Also finished a pair of games against Wichita State (2/24) and UConn (3/2)

CAREER STATISTICS

YEAR	ERA	W-L	G/S	IP	H	R	ER	BB	K	BAA
2023	11.00	1-0	12/1	18.0	32	22	22	8	11	.386
2024	4.05	0-0	7/0	6.2	7	4	3	5	7	.292
TOTAL	9.12	1-0	19/1	24.2	39	26	25	13	18	.364

SEASON HIGHS

IP: 2.0, at UAB (4/3)
H: 2, two times
R: 2, at Vandy (3/15)
ER: 2, at Vandy (3/15)
K: 2, at UAB (4/3)
BB: 2, vs. APSU (3/9)
PC: 27, at Vandy (3/15)

CAREER HIGHS

3.1, vs. Samford (4/18/23)
7, vs. Texas A&M (4/7/23)
5, two times
5, two times
2, six times
2, three times
64, vs. Texas A&M (4/7/23)

24 • CARSON MYERS LHP

6-2 • 204 • JR • Bowling Green, KY • UAB

- Leads the team in ERA (4.13) and is 3rd in IP (32.2)
- Part of the starting rotation the first five weekends
- Earned his first SEC win in 3.2 scoreless IP in relief in the opener vs. Tennessee (4/5)
- Retired the last five batters he faced in the outing
- Named SEC Co-Pitcher of the Week after throwing 6.0 scoreless innings with a career-high eight strikeouts opening weekend vs. EKU

CAREER STATISTICS

YEAR	ERA	W-L	G/S	IP	H	R	ER	BB	K	BAA
2022*	6.99	2-3	25/0	28.1	28	25	22	17	28	.259
2023*	3.52	3-5	14/13	71.2	60	30	28	34	70	.231
2024	4.13	2-3	9/5	32.2	34	15	15	18	24	.268
TOTAL	4.41	7-11	48/18	132.2	122	70	65	69	122	--

SEASON HIGHS

IP: 6.0, vs. EKU (2/18)
H: 7, vs. APSU (3/9)
R: 4, two times
ER: 4, two times
K: 8, vs. EKU (2/18)
BB: 4, vs. UConn (3/3)
PC: 82, vs. Virginia (2/25)

CAREER HIGHS

8.0, at MTSU (5/14/23)
10, at FIU (3/26/23)
7, vs. UTSA (4/30/23)
7, vs. UTSA (4/30/23)
8, vs. EKU (2/18/24)
5, at Charlotte (4/23/23)
101, at Charlotte (4/23/23)

12 • DREW NELSON LHP

5-11 • 206 • SO • Troy, AL • Pike Liberal Arts

- Made his season debut Sunday vs. APSU (3/10)
- 11 of his 18 appearances last year came vs SEC foes

CAREER STATISTICS

YEAR	ERA	W-L	G/S	IP	H	R	ER	BB	K	BAA
2023	6.34	3-3	18/5	32.2	26	24	23	20	32	.220
2024	0.00	0-0	1/0	0.2	1	0	0	1	1	.333
TOTAL	6.21	3-3	19/5	33.1	27	24	23	21	33	.223

SEASON HIGHS

IP: 0.2, vs. APSU (3/10)
H: 1, vs. APSU (3/10)
R: --
ER: --
K: 1, vs. APSU (3/10)
BB: 1, vs. APSU (3/10)
PC: 22, vs. APSU (3/10)

CAREER HIGHS

7.0, vs. North Alabama (3/28/23)
4, vs. USC (2/26/23)
4, two times
4, two times
7, vs. North Alabama (3/28/23)
3, four times
93, vs. North Alabama (3/28/23)

43 • ALEX PETROVIC RHP

6-5 • 232 • FR • Cypress, TX • Concordia Lutheran

- Made his SEC debut at Texas A&M (3/29)
- Turned in 1.1 scoreless innings with 2 Ks at UAB (4/3)
- Struck out three batters in a scoreless IP vs. Jax State
- Turned in a season-high 3.0 IP with 4 Ks vs. USA (3/19)
- Allowed a HR to the first batter he faced but responded to retire the next eight batters on 24 pitches (19 strikes)

CAREER STATISTICS

YEAR	ERA	W-L	G/S	IP	H	R	ER	BB	K	BAA
2024	5.73	0-0	7/0	11.0	15	8	7	3	17	.313

SEASON HIGHS

IP: 3.0, vs. S. Alabama (3/19)
H: 5, at Texas A&M (3/29)
R: 3, vs. Tennessee (4/7)
ER: 3, vs. Tennessee (4/7)
K: 4, vs. S. Alabama (3/19)
BB: 1, vs. Austin Peay (3/9)
PC: 46, at Texas A&M (3/29)

CAREER HIGHS

3.0, vs. S. Alabama (3/19/24)
5, at Texas A&M (3/29/24)
3, vs. Tennessee (4/7/24)
3, vs. Tennessee (4/7/24)
4, vs. S. Alabama (3/19/24)
1, vs. Austin Peay (3/9/24)
46, at Texas A&M (3/29/24)

13 • BEN SCHORR RHP

6-1 • 209 • R-JR • Columbus, GA • Columbus

- Has made multiple appearances the last three series
- All seven of his appearances have come since Mar. 10
- Made his SEC debut at Texas A&M (3/29) and appeared for the second time in as many days against the Aggies

CAREER STATISTICS

YEAR	ERA	W-L	G/S	IP	H	R	ER	BB	K	BAA
2024	9.82	0-1	7/0	3.2	5	4	4	1	2	.357

SEASON HIGHS

IP: 1.1, at Texas A&M (3/30)
H: 2, two times
R: 2, vs. Kentucky (4/13)
ER: 2, vs. Kentucky (4/13)
K: 1, two times
BB: 1, vs. Kentucky (4/13)
PC: 20, at Texas A&M (3/30)

CAREER HIGHS

1.1, at Texas A&M (3/30/24)
2, two times
2, vs. Kentucky (4/13/24)
2, vs. Kentucky (4/13/24)
1, two times
1, vs. Kentucky (4/13/24)
20, at Texas A&M (3/30/24)

40 • CAM TILLY RHP

6-1 • 201 • FR • Newburgh, IN • Castle

- Earned a win in three straight outings from 2/23-3/10
- Struck out three batters in 2.0 scoreless IP and earned his first collegiate win in the comeback vs. Iowa (2/23)
- Turned in a season-high 4.0 IP in the finale vs. UConn
- Pitched 2.2 scoreless IP in the opener vs. Arkansas (3/21)
- Won gold with the USA Baseball U18 National Team at 2022 WBSC Baseball World Cup

CAREER STATISTICS

YEAR	ERA	W-L	G/S	IP	H	R	ER	BB	K	BAA
2024	8.66	3-1	11/0	17.2	18	18	17	11	15	.254

SEASON HIGHS

IP: 4.0, vs. UConn (3/3)
H: 6, at Vandy (3/16)
R: 7, at Vandy (3/16)
ER: 7, at Vandy (3/16)
K: 3, vs. Iowa (2/23)
BB: 3, at Vandy (3/16)
PC: 49, two times

CAREER HIGHS

4.0, vs. UConn (3/3/24)
6, at Vandy (3/16/24)
7, at Vandy (3/16/24)
7, at Vandy (3/16/24)
3, vs. Iowa (2/23/24)
3, at Vandy (3/16/24)
49, two times

20 • DYLAN WATTS RHP

6-2 • 187 • SO • Enumclaw, WA • Tacoma

- has started back-to-back series openers
- Has a 19-2 strikeout-to-walk ratio
- Turned in a season-high 2.2 scoreless IP at Texas A&M
- Turned in a scoreless 9th inning and earned his first career save vs. South Alabama (3/19)
- Turned in a 0.23 ERA in 14 app at Tacoma CC in 2023
- Named 2023 NWCAC First Team All-Rigion

CAREER STATISTICS

YEAR	ERA	W-L	G/S	IP	H	R	ER	BB	K	BAA
2024	5.94	0-0	10/2	16.2	26	16	11	2	19	.351

SEASON HIGHS

IP: 2.2, at Texas A&M (3/28)
H: 6, two times
R: 5, vs. Tennessee (4/5)
ER: 5, vs. Tennessee (4/5)
K: 4, vs. APSU (3/9)
BB: 1, two times
PC: 63, vs. Kentucky (4/11)

CAREER HIGHS

2.2, at Texas A&M (3/28/24)
6, two times
5, vs. Tennessee (4/5/24)
5, vs. Tennessee (4/5/24)
4, vs. APSU (3/9/24)
1, two times
63, vs. Kentucky (4/11/24)

PITCHING CAREERS

CHASE ALLSOP'S AUBURN APPEARANCES

2022 - FRESHMAN YEAR

Date	Opp (Res.)	DEC	QS	IP	H	R	ER	BB	SO	HR	ERA	NP
2/20	vs. Kansas State (W, 12-1)	-	-	1.0	0	0	0	0	3	0	0.00	14
2/25	YALE (W, 9-0)	-	-	1.0	0	0	0	2	2	0	0.00	25
3/2	UAB (W, 16-1)	-	-	1.0	0	0	0	1	2	0	0.00	20
3/9	vs. Tennessee Tech (W, 4-3)	-	-	2.0	2	0	0	1	3	0	0.00	39
3/13	MIDDLE TENNESSEE-G1 (W, 10-7)	-	-	1.1	3	1	0	1	3	0	0.00	35
3/18	#1 OLE MISS (W, 19-5)	-	-	1.1	2	4	2	2	2	1	2.35	49
3/26	at Texas A&M (L, 4-5 [11])	-	-	0.1	0	0	0	0	0	0	2.25	1
3/27	at Texas A&M (W, 13-9)	W	-	1.0	0	1	0	1	0	0	2.00	19
4/5	at UAB (W, 6-4)	S	-	2.1	2	1	1	0	2	1	2.38	34
4/12	SAMFORD (W, 4-1)	-	-	2.0	1	0	0	0	5	0	2.03	33
4/19	ALABAMA STATE (W, 6-5 [10])	-	-	0.2	0	0	0	2	0	0	1.93	15
4/22	SOUTH CAROLINA (W, 6-3)	-	-	0.2	0	0	0	0	0	0	1.84	5
4/26	at Jax State (W, 8-4)	-	-	2.2	2	1	1	0	3	1	2.08	31
4/30	at #1 Tennessee (W, 8-6)	-	-	1.1	2	1	1	1	1	0	2.41	41
5/6	#3 ARKANSAS (L, 8-11)	-	-	1.2	1	0	0	1	0	0	2.21	21
5/8	#3 ARKANSAS (L, 4-7)	-	-	0.2	1	1	1	2	0	0	2.57	22
5/14	ALABAMA (W, 6-4)	S	-	2.0	1	0	0	0	2	0	2.35	21
5/17	at Samford (W, 8-4)	-	-	1.0	1	0	0	1	2	0	2.25	21
5/20	at Kentucky (W, 6-3)	-	-	1.0	1	1	1	0	1	1	2.52	14
5/21	at Kentucky (L, 3-6)	-	-	2.0	2	1	1	0	2	0	2.67	28
5/25	vs. Kentucky (L, 1-3)	-	-	1.0	0	0	0	0	3	0	2.57	20
6/12	at #3 Oregon State (L, 3-4)	-	-	0.2	1	1	1	1	0	0	2.83	11
6/21	vs. Arkansas (L, 1-11)	-	-	0.2	2	2	2	1	1	0	3.38	21

2023 - SOPHOMORE YEAR

Date	Opp (Res.)	DEC	QS	IP	H	R	ER	BB	SO	HR	ERA	NP
2/17	*INDIANA (W, 8-4)	-	-	2.0	3	2	2	2	4	1	9.00	48
2/24	*USC (W, 5-3)	-	-	3.2	5	1	1	2	2	0	4.76	72
3/3	LIPSCOMB (W, 7-3)	S	-	3.0	1	1	1	2	5	1	4.15	55
3/7	UAB (W, 4-1)	S	-	3.1	3	1	1	1	3	0	3.75	46
3/11	SOUTHEASTERN (L, 3-8)	-	-	1.0	4	2	2	0	2	0	4.85	23
3/14	GEORGIA TECH (W, 12-11 [12])	-	-	0.2	4	3	3	0	0	0	6.59	20
3/19	at #3 Arkansas (L, 0-5)	-	-	0.1	4	2	2	0	1	0	7.71	19
3/24	GEORGIA (W, 6-3)	-	-	2.2	1	1	0	1	3	0	6.48	50
4/2	at #2 Florida (L, 8-17)	-	-	0.0	1	1	1	3	0	0	7.02	25
4/4	at UAB (L, 5-6)	-	-	1.0	1	0	0	0	1	0	6.62	13
4/7	TEXAS A&M (W, 10-9)	-	-	0.1	0	0	0	2	0	0	6.50	11
4/11	*at Georgia Tech (L, 8-12 [10])	-	-	3.0	5	6	6	4	3	2	8.14	74
4/16	at Alabama (L, 1-6)	--	-	0.1	1	0	0	1	0	0	8.02	12
4/22	MISS STATE (L, 10-11)	-	-	2.0	3	3	3	2	4	1	8.49	49
4/30	at #2 South Carolina (L, 7-8)	-	-	2.2	1	1	0	3	3	0	7.62	64
5/5	*#1 LSU (L, 0-3)	L	-	4.0	3	2	2	2	1	1	7.20	72
5/12	*at Ole Miss (W, 16-4 [8])	-	-	2.1	4	3	2	1	1	0	7.24	52
5/19	*MISSOURI (W, 4-0)	W	X	7.0	3	0	0	2	7	0	5.95	101
5/24	*vs. Vanderbilt (L, 4-6)	L	-	5.0	3	3	3	4	2	0	5.89	81

2024 - JUNIOR YEAR

Date	Opp (Res.)	DEC	QS	IP	H	R	ER	BB	SO	HR	ERA	NP
2/16	*EKU (W, 17-6 [7])	-	-	4.2	5	5	3	0	5	2	5.79	81
2/23	*vs. #18 Iowa (W, 7-5)	-	-	3.1	5	3	3	3	5	0	6.75	80
3/2	*UCONN (W, 8-1)	W	X	6.0	6	1	1	2	6	1	4.50	85
3/8	*AUSTIN PEAY (W, 7-6)	-	-	4.2	4	4	4	1	7	0	5.30	97
3/15	*at #8 Vanderbilt (L, 1-11)	L	-	4.0	9	7	7	2	4	1	7.15	90
3/22	*#1 ARKANSAS (L, 5-6)	-	X	6.0	5	4	3	1	5	1	6.59	87
3/29	*at #4 Texas A&M (L, 8-12)	L	-	4.2	7	5	5	1	5	2	7.02	76
4/6	#4 TENNESSEE (L, 2-12 [7])	-	-	4.2	7	4	4	2	4	2	7.11	80
4/12	*#8 KENTUCKY (L, 1-9)	L	-	3.0	7	4	4	0	2	3	7.46	72

JOHN ARMSTRONG'S AUBURN APPEARANCES

2022 - FRESHMAN YEAR

Date	Opp (Res.)	DEC	QS	IP	H	R	ER	BB	SO	HR	ERA	NP
2/18	vs. Oklahoma (L, 0-3)	-	-	1.0	0	0	0	0	1	0	0.00	8
2/19	vs. #12 Texas Tech (W, 2-1)	-	-	0.2	0	0	0	1	0	0	0.00	13
2/25	YALE (W, 9-0)	-	-	0.2	0	0	0	0	2	0	0.00	9
2/26	YALE-G2 (L, 4-5 [10])	-	-	0.2	1	0	0	0	1	0	0.00	12
3/1	ALABAMA STATE (W, 13-7)	-	-	0.2	1	0	0	0	2	0	0.00	16
3/9	vs. Tennessee Tech (W, 4-3)	-	-	0.1	1	0	0	0	1	0	0.00	5
3/11	MIDDLE TENNESSEE (L, 8-10)	-	-	0.1	0	3	0	2	1	0	0.00	18
3/17	#1 OLE MISS (L, 6-13)	-	-	0.0	2	3	2	2	0	0	4.15	19
3/22	vs. South Alabama (W, 13-12)	-	-	0.1	0	0	0	0	0	0	3.86	4
3/29	JAX STATE (L, 2-5)	-	-	1.1	1	0	0	1	0	0	3.00	26
5/8	#3 ARKANSAS (L, 4-7)	-	-	2.2	0	0	0	1	4	0	2.08	40
5/13	ALABAMA (W, 3-2)	W	-	2.2	1	0	0	0	3	0	1.59	29
5/17	at Samford (W, 8-4)	-	-	2.1	1	0	0	0	3	0	1.32	29
5/20	at Kentucky (L, 1-5)	-	-	0.2	1	0	0	0	2	0	1.26	10
5/21	at Kentucky (L, 3-6)	-	-	0.0	3	2	2	1	0	0	2.51	11
6/4	FLORIDA STATE (W, 21-7)	-	-	2.0	3	1	1	1	0	0	2.76	24
6/11	at #3 Oregon State (W, 7-5)	-	-	1.0	0	0	0	1	0	0	2.60	15
6/12	at #3 Oregon State (L, 3-4)	-	-	0.2	2	0	0	0	0	0	2.50	9
6/21	vs. Arkansas (L, 1-11)	-	-	1.0	4	4	4	1	1	1	4.26	24

2023 - SOPHOMORE YEAR

Date	Opp (Res.)	DEC	QS	IP	H	R	ER	BB	SO	HR	ERA	NP
2/17	INDIANA (W, 8-4)	-	-	3.1	0	0	0	1	3	0	0.00	48
2/21	vs. North Alabama (W, 13-1)	-	-	1.1	1	0	0	0	2	0	0.00	18
2/24	USC (W, 5-3)	W	-	0.1	0	0	0	0	0	0	0.00	2
2/25	USC (W, 12-6)	W	-	1.2	1	3	3	3	1	0	4.05	34
3/3	LIPSCOMB (W, 7-3)	W	-	2.1	2	1	1	0	4	1	4.00	44
3/5	LIPSCOMB (W, 4-3)	W	-	3.0	0	0	0	0	2	0	3.00	43
3/10	SOUTHEASTERN (W, 7-1)	S	-	3.1	0	0	0	1	1	0	2.35	46
3/14	GEORGIA TECH (W, 12-11 [12])	-	-	1.0	3	1	1	0	2	0	2.76	18
3/17	at #3 Arkansas (L, 2-7)	-	-	2.0	5	3	2	1	2	0	3.44	51
3/21	vs. South Alabama (W, 6-5)	-	-	2.0	2	3	3	1	1	2	4.43	33
3/24	GEORGIA (W, 6-3)	W	-	2.2	5	0	0	1	0	0	3.91	39
4/1	*at #2 Florida (L, 5-12)	L	-	2.1	7	7	4	0	1	1	4.97	50
4/4	at UAB (L, 5-6)	-	-	0.0	1	0	0	0	0	0	4.97	2
4/7	TEXAS A&M (W, 10-9)	W	-	2.1	3	2	2	3	5	0	5.20	65
4/11	at Georgia Tech (L, 8-12 [10])	-	-	1.0	1	1	1	1	3	0	5.34	24
4/15	at Alabama (L, 2-4)	-	-	2.0	1	0	0	1	0	0	4.99	40
4/18	SAMFORD (W, 13-3 [8])	S	-	0.2	1	0	0	0	2	0	4.88	11
4/21	MISS STATE (W, 2-1)	-	-	1.2	1	1	1	1	3	0	4.91	26
4/22	MISS STATE (L, 10-11)	L	-	0.1	1	2	2	0	0	1	5.40	7
5/6	#1 LSU (W, 8-6)	-	-	1.0	1	0	0	1	0	0	5.24	29
5/20	MISSOURI (W, 9-7)	-	-	0.1	1	0	0	1	0	0	5.19	10
5/24	vs. Vanderbilt (L, 4-6)	-	-	2.0	1	3	2	4	2	0	5.40	35

2024 - JUNIOR YEAR

Date	Opp (Res.)	DEC	QS	IP	H	R	ER	BB	SO	HR	ERA	NP
2/17	EKU (W, 6-1)	-	-	1.2	0	0	0	2	2	0	0.00	28
2/23	vs. Iowa (W, 7-5)	-	-	2.2	1	0	0	0	2	0	0.00	33
2/25	vs. Virginia (L, 4-6)	-	-	0.2	0	0	0	0	1	0	0.00	6
3/2	UCONN (W, 8-1)	S	-	3.0	0	0	0	1	2	0	0.00	37
3/8	AUSTIN PEAY (W, 7-6)	-	-	2.2	4	2	2	0	3	1	1.69	39
3/12	vs. Troy (W, 8-2)	-	-	1.0	0	0	0	0	2	0	1.54	15
3/16	at #8 Vanderbilt (L, 5-13)	-	-	0.2	1	0	0	2	2	0	1.46	19
3/22	#1 ARKANSAS (L, 5-6)	L	-	2.1	3	2	1	1	4	1	1.84	47
3/29	at #4 Texas A&M (L, 8-12)	-	-	1.0	2	1	1	1	2	0	2.30	27
3/30	at #4 Texas A&M (L, 9-10 [12])	-	-	1.2	1	0	0	1	2	0	2.08	27
4/5	#4 TENNESSEE (W, 9-5)	S	-	4.0	1	0	0	1	6	0	1.69	55
4/9	ALABAMA STATE (L, 2-3)	-	-	1.0	0	0	0	1	0	0	1.61	15
4/13	#8 KENTUCKY (L, 8-13)	-	-	1.0	4	3	3	2	2	1	2.70	33

TANNER BAUMAN'S AUBURN APPEARANCES

2023 - JUNIOR YEAR

Date	Opp (Res.)	DEC	QS	IP	H	R	ER	BB	SO	HR	ERA	NP
2/17	INDIANA (W, 8-4)	W	-	2.2	1	2	1	1	3	0	3.38	52
2/24	USC (W, 5-3)	-	-	3.2	1	2	2	3	3	0	4.26	52

WILL CANNON'S AUBURN APPEARANCES

2023 - SOPHOMORE YEAR

Date	Opp (Res.)	DEC	QS	IP	H	R	ER	BB	SO	HR	ERA	NP
2/17	INDIANA (W, 8-4)	-	-	1.0	1	0	0	0	2	0	0.00	23
2/24	USC (W, 5-3)	S	-	1.2	2	0	0	1	1	0	0.00	26
2/25	USC (W, 12-6)	S	-	1.2	2	0	0	1	1	0	0.00	24
3/4	LIPSCOMB (W, 12-11)	W	-	2.0	2	1	1	2	2	0	1.50	36
3/8	at Jacksonville State (W, 6-3)	S	-	2.2	3	2	2	1	4	0	3.12	45
3/11	SOUTHEASTERN (L, 3-8)	-	-	1.0	4	3	1	1	1	1	3.72	30
3/14	GEORGIA TECH (W, 12-11 [12])	-	-	2.1	1	0	0	0	3	0	3.00	41
3/19	at #3 Arkansas (L, 0-5)	-	-	4.2	2	0	0	2	4	0	2.16	58
3/23	GEORGIA (W, 7-6 [11])	W	-	3.0	1	1	1	2	3	0	2.29	50
3/31	*at #2 Florida (W, 10-1)	-	-	4.0	5	1	1	3	2	0	2.28	77
4/6	*TEXAS A&M (L, 5-9)	-	-	3.0	5	2	2	1	3	0	2.70	72
4/11	at Georgia Tech (L, 8-12 [10])	L	-	1.2	2	4	4	3	2	1	3.81	30
4/14	at Alabama (W, 8-4)	-	-	0.2	1	0	0	1	1	0	3.72	23
4/21	MISS STATE (W, 2-1)	S	-	1.0	0	0	0	1	0	0	3.60	15
4/23	MISS STATE (W, 12-11)	-	-	3.0	8	5	5	2	2	1	4.64	68
4/28	at #2 South Carolina (W, 8-3)	-	-	1.0	1	0	0	0	0	0	4.50	29
4/30	*at #2 South Carolina (L, 7-8)	-	-	2.2	3	2	2	3	4	0	4.66	67
5/6	#1 LSU (W, 8-6)	S	-	3.0	2	2	2	2	3	1	4.76	63
5/12	at Ole Miss (W, 8-2)	-	-	1.0	2	1	1	0	1	0	4.87	19
5/19	MISSOURI (W, 7-2)	-	-	1.0	0	0	0	0	1	0	4.75	14
5/20	MISSOURI (W, 9-7)	W	-	1.2	0	0	0	0	1	0	4.57	15
5/25	vs. Alabama (L, 4-7)	-	-	3.0	2	0	0	0	0	0	4.27	25

2024 - JUNIOR YEAR

Date	Opp (Res.)	DEC	QS	IP	H	R	ER	BB	SO	HR	ERA	NP
2/17	EKU (W, 6-1)	-	-	1.0	0	0	0	1	3	0	0.00	28
2/23	vs. #18 Iowa (W, 7-5)	-	-	1.0	2	2	2	0	2	1	9.00	21
3/3	UCONN (W, 8-2)	-	-	1.0	1	0	0	2	1	0	6.00	29
3/6	AIR FORCE (W, 8-4)	-	-	1.0	2	1	1	0	2	0	6.75	21
3/12	vs. Troy (W, 8-2)	-	-	2.0	1	1	1	0	3	1	6.00	32
3/17	at #8 Vanderbilt (L, 6-9)	-	-	2.0	4	1	1	0	2	0	5.63	42
3/21	ARKANSAS (L, 0-1)	-	-	1.0	1	0	0	1	0	0	5.00	16
3/23	ARKANSAS (W, 8-6)	S	-	2.0	0	0	0	1	2	0	4.09	26
3/30	at #4 Texas A&M (L, 9-10 [12])	-	-	2.0	4	3	3	3	1	1	5.54	58
4/7	*#4 TENNESSEE (L, 5-19 [7])	L	-	1.1	3	6	6	2	1	2	8.79	36
4/11	#8 KENTUCKY (L, 5-6)	-	-	2.1	0	0	0	0	0	0	7.56	28

PARKER CARLSON'S AUBURN APPEARANCES

2022 - FRESHMAN YEAR

Date	Opp (Res.)	DEC	QS	IP	H	R	ER	BB	SO	HR	ERA	NP
2/23	TROY (W, 13-1)	-	-	1.0	0	0	0	0	1	0	0.00	8
2/26	YALE-G2 (L, 4-5 [10])	-	-	1.0	2	1	1	0	1	1	4.50	17
3/6	RHODE ISLAND (W, 14-1)	W	-	3.0	2	1	1	1	4	1	3.60	40
3/13	MIDDLE TENNESSEE-G1 (W, 10-7)	-	-	0.2	3	3	3	0	2	1	7.94	24
3/29	JAX STATE (L, 2-5)	L	-	1.2	1	2	2	2	2	0	8.59	34

2023 - SOPHOMORE YEAR

Date	Opp (Res.)	DEC	QS	IP	H	R	ER	BB	SO	HR	ERA	NP
2/19	INDIANA (L, 2-11)	-	-	0.2	3	1	1	0	1	0	13.50	18
2/26	USC (T, 12-12)	-	-	0.1	0	0	0	0	1	0	9.00	6
3/1	FLORIDA A&M (W, 18-8)	-	-	1.0	2	3	1	2	3	0	9.00	27
3/5	LIPSCOMB (W, 4-3)	-	-	0.1	0	0	0	1	1	0	7.71	10
3/10	SOUTHEASTERN (W, 7-1)	W	-	1.0	0	0	0	0	2	0	5.40	15
3/11	SOUTHEASTERN (L, 7-8)	-	-	0.2	1	0	0	1	0	0	4.50	18
3/17	at #3 Arkansas (L, 2-7)	-	-	0.1	0	0	0	1	0	0	4.15	7
3/25	GEORGIA (L, 7-24 [8])	-	-	1.2	3	1	1	1	3	0	4.50	40
4/1	at #2 Florida (L, 5-12)	-	-	1.0	2	1	1	1	1	0	5.14	26
4/4	at UAB (L, 5-6)	-	-	1.1	1	0	0	0	2	0	4.32	27
4/7	TEXAS A&M (W, 10-9)	S	-	0.2	1	0	0	1	0	0	4.00	17
4/15	at Alabama (L, 2-4)	-	-	1.2	0	0	0	2	0	0	3.38	22
4/18	SAMFORD (W, 13-3 [8])	-	-	1.1	1	0	0	1	2	0	3.00	24
4/23	TROY (L, 7-8)	L	-	3.1	1	2	2	3	3	0	3.52	59
4/30	at #2 South Carolina (L, 7-8)	-	-	0.2	2	2	2	2	1	0	4.50	35

2024 - JUNIOR YEAR

Date	Opp (Res.)	DEC	QS	IP	H	R	ER	BB	SO	HR	ERA	NP
2/27	SAMFORD (W, 12-3)	-	-	1.0	1	0	0	0	0	0	0.00	17
3/2	UCONN (L, 4-8)	-	-	1.0	0	0	0	1	1	0	0.00	20
3/6	AIR FORCE (W, 8-4)	-	-	1.0	0	0	0	0	1	0	0.00	15
3/9	AUSTIN PEAY (L, 6-15)	-	-	1.1	0	0	0	1	1	0	0.00	22
3/15	at #8 Vanderbilt (L, 1-11)	-	-	2.0	1	0	0	1	3	0	0.00	42
3/19	vs. South Alabama (W, 2-1)	W	-	2.0	0	0	0	0	4	0	0.00	2
3/23	#1 ARKANSAS (W, 8-6)	W	-	1.2	3	1	1	0	1	0	0.90	24
3/28	at #4 Texas A&M (L, 7-9)	L	-	2.0	3	1	1	1	2	0	1.50	36
3/30	at #4 Texas A&M (L, 9-10 [12])	-	-	0.1	1	0	0	0	0	0	1.46	4
4/3	at UAB (W, 10-4)	-	-	1.1	1	0	0	2	2	0	1.32	24
4/7	#4 TENNESSEE (L, 5-19 [7])	-	-	0.2	3	5	4	3	0	1	3.77	26
4/12	#8 KENTUCKY (L, 1-9)	-	-	1.0	2	2	2	0	0	1	4.70	31

KONNER COPELAND'S AUBURN APPEARANCES

2022 - JUNIOR YEAR

Date	Opp (Res.)	DEC	QS	IP	H	R	ER	BB	SO	HR	ERA	NP
3/1	*ALABAMA STATE (W, 13-7)	-	-	2.1	5	1	0	2	1	0	0.00	52

4/1	at #12 LSU (L, 2-9)	-	-	0.1	0	0	0	0	0	0	0.00	1
4/15	at Mississippi State (L, 5-9)	-	-	0.1	0	0	0	0	1	0	0.00	3
4/20	*KENNESAW STATE (W, 14-1)	W	-	4.0	2	0	0	1	8	0	0.00	68
4/26	at Jax State (W, 8-4)	W	-	1.1	3	2	2	1	1	0	2.16	25
4/30	at #1 Tennessee (W, 8-6)	W	-	2.0	3	1	1	0	2	1	2.61	41
5/6	#3 ARKANSAS (L, 8-11)	-	-	1.1	2	4	4	2	1	2	5.40	32
5/10	at Troy (W, 11-4)	-	-	0.2	1	0	0	0	1	0	5.11	12
6/3	SOUTHEASTERN (W, 19-7)	-	-	2.2	4	3	0	2	4	0	4.20	56

2023 - SENIOR YEAR

Date	Opp (Res.)	DEC	QS	IP	H	R	ER	BB	SO	HR	ERA	NP
2/21	*vs. North Alabama (W, 13-1)	W	-	3.2	3	1	1	0	6	0	2.45	66
2/26	USC (T, 12-12)	-	-	2.0	3	0	0	0	1	0	1.59	39
3/4	LIPSCOMB (W, 12-11)	-	-	0.2	4	4	4	0	0	1	7.11	20
3/8	*at Jacksonville State (W, 6-3)	-	-	5.0	2	0	0	1	6	0	3.97	65
3/14	GEORGIA TECH (W, 12-11 [12])	-	-	1.1	6	5	5	1	1	0	7.11	43
3/19	*at #3 Arkansas (L, 0-5)	L	-	2.2	3	3	3	1	2	1	7.63	48
3/25	GEORGIA (L, 7-24 [8])	-	-	1.0	3	3	3	1	1	0	8.82	24
4/2	at #2 Florida (L, 8-17)	-	-	0.2	4	2	2	0	1	0	9.53	20
4/4	*at UAB (L, 5-6)	-	-	0.2	2	4	4	3	1	0	11.21	39
4/11	at Georgia Tech (L, 8-12 [10])	-	-	2.0	4	1	1	2	1	0	10.53	29
4/23	MISS STATE (W, 12-11)	W	-	4.1	3	2	0	0	2	0	8.62	56
4/29	at #2 South Carolina (W, 9-5)	W	-	4.0	1	2	2	0	4	1	8.04	56
5/6	#1 LSU (W, 8-6)	-	-	0.2	3	2	2	1	2	0	8.48	24
5/12	at Ole Miss (W, 16-4 [8])	-	-	2.1	4	1	1	1	4	0	8.13	45
5/19	*MISSOURI (W, 7-2)	W	-	5.1	3	1	1	1	5	0	7.18	91
5/25	*vs. Alabama (L, 4-7)	L	-	3.1	8	4	4	0	2	1	7.49	65

2024 - REDSHIRT SENIOR YEAR

Date	Opp (Res.)	DEC	QS	IP	H	R	ER	BB	SO	HR	ERA	NP
3/10	AUSTIN PEAY (W, 24-5 [7])	-	-	1.0	2	2	2	2	3	0	18.00	29

ZACH CROTCHFELT'S AUBURN APPEARANCES

2023 - FRESHMAN YEAR

Date	Opp (Res.)	DEC	QS	IP	H	R	ER	BB	SO	HR	ERA	NP
2/19	INDIANA (L, 2-11)	-	-	3.2	3	2	2	1	4	0	4.91	56
2/26	USC (T, 12-12)	-	-	3.2	4	4	4	2	3	0	7.36	62
3/5	*LIPSCOMB (W, 4-3)	-	-	4.0	3	2	2	3	4	1	6.35	76
3/11	*SOUTHEASTERN (L, 3-8)	-	-	5.0	3	0	0	3	5	0	4.41	82
3/18	*at #3 Arkansas (L, 3-9)	L	-	4.0	5	6	3	1	5	1	4.87	80
3/25	*GEORGIA (L, 7-24 [8])	L	-	2.1	6	5	4	1	2	2	5.96	47
4/1	at #2 Florida (L, 5-12)	-	-	2.2	5	4	4	2	2	0	6.75	60
4/6	TEXAS A&M (L, 5-9)	-	-	1.0	1	1	1	1	1	1	6.84	15
4/7	TEXAS A&M (L, 6-12)	-	-	2.0	2	1	0	2	1	0	6.35	34
4/15	at Alabama (L, 2-4)	-	-	3.0	2	0	0	1	4	0	5.74	34
4/18	*SAMFORD (W, 13-3 [8])	-	-	1.0	0	0	0	2	3	0	5.57</	

2022 - SOPHOMORE YEAR

Date	Opp (Res.)	DEC	QS	IP	H	R	ER	BB	SO	HR	ERA	NP
2/19	*vs. #12 Texas Tech (W, 2-1)	W	-	5.0	3	0	0	3	5	0	0.00	81
2/26	*YALE (W, 4-3)	-	-	3.0	7	3	3	0	2	0	3.38	47
3/5	*RHODE ISLAND-G1 (W, 16-0)	W	X	6.2	5	0	0	1	8	0	1.84	89
3/13	*MIDDLE TENNESSEE-G1 (W, 10-7)	-	-	1.0	0	0	0	1	0	0	1.72	12
3/29	JAX STATE (L, 2-5)	-	-	1.2	0	0	0	0	0	0	1.56	13
4/2	*at #12 LSU (W, 6-4)	W	X	6.0	9	3	3	2	1	0	2.31	92
4/10	*#12 VANDERBILT (W, 8-2)	W	X	9.0	8	2	1	0	8	0	1.95	104
4/16	*at Mississippi State (W, 3-2)	W	X	8.0	7	2	2	0	6	2	2.01	110
4/24	*SOUTH CAROLINA (W, 2-0)	W	X	7.0	7	0	0	0	4	0	1.71	89
5/1	*at #1 Tennessee (L, 3-5)	L	-	7.1	7	5	5	1	2	2	2.30	91
5/7	*#3 ARKANSAS (L, 4-7)	L	-	2.2	9	5	5	0	0	1	2.98	53
5/21	*at Kentucky (L, 3-6)	-	-	5.0	3	0	0	2	3	0	2.74	79
6/4	*FLORIDA STATE (W, 21-7)	W	X	6.0	4	3	3	3	4	0	2.90	96
6/12	*at #3 Oregon State (L, 3-4)	L	-	5.1	7	3	2	0	5	2	2.95	77
6/18	*vs. Ole Miss (L, 1-5)	L	-	5.0	7	4	4	1	7	1	3.22	73

2023 - JUNIOR YEAR

Date	Opp (Res.)	DEC	QS	IP	H	R	ER	BB	SO	HR	ERA	NP
2/18	*INDIANA (W, 6-1)	W	-	5.0	2	0	0	0	1	0	0.00	41

2024 - SENIOR YEAR

Date	Opp (Res.)	DEC	QS	IP	H	R	ER	BB	SO	HR	ERA	NP
2/17	*EKU (W, 6-1)	W	-	5.0	2	1	0	3	2	0	0.00	69
2/24	*vs. Wichita State (W, 19-8 [7])	W	-	4.0	2	3	3	2	2	1	3.00	70
3/2	*UCONN (L, 4-8)	L	-	0.2	4	6	6	1	0	1	8.38	30
3/17	*at #8 Vanderbilt (L, 6-9)	-	-	3.1	8	3	1	3	0	0	2.70	73
3/23	*#1 ARKANSAS (W, 8-6)	-	-	3.2	5	4	4	2	3	1	7.56	68
3/30	*at #4 Texas A&M (L, 9-10 [12])	-	-	2.2	5	5	3	2	1	1	7.91	72
4/7	#4 TENNESSEE (L, 5-19 [7])	-	-	2.0	5	5	5	1	2	1	9.28	48

GRIFFIN GRAVES' AUBURN APPEARANCES

2024 - FRESHMAN YEAR

Date	Opp (Res.)	DEC	QS	IP	H	R	ER	BB	SO	HR	ERA	NP
2/20	UAB (W, 7-2)	W	-	2.0	1	0	0	0	2	0	0.00	26
2/27	SAMFORD (W, 12-3)	-	-	0.1	1	2	1	2	0	0	3.86	22
3/6	AIR FORCE (W, 8-4)	-	-	0.2	2	0	0	1	2	0	3.00	22
4/13	#8 KENTUCKY (L, 8-13)	-	-	1.1	1	2	2	2	3	1	6.23	28

CHRISTIAN HERBERHOLZ'S AUBURN APPEARANCES

2023 - REDSHIRT JUNIOR YEAR

Date	Opp (Res.)	DEC	QS	IP	H	R	ER	BB	SO	HR	ERA	NP
2/19	INDIANA (L, 2-11)	-	-	1.1	3	3	3	1	2	0	20.25	39
2/25	*USC (W, 12-6)	-	-	4.0	5	3	2	1	4	1	8.44	68
3/4	*LIPSCOMB (W, 12-11)	-	-	3.0	6	4	4	1	2	2	9.72	60
3/8	at Jacksonville State (W, 6-3)	-	-	0.1	1	1	0	0	1	0	9.35	13
3/11	*SOUTHEASTERN (L, 7-8)	L	-	3.0	6	3	3	1	3	0	9.26	65
3/18	at #3 Arkansas (L, 3-9)	-	-	2.0	0	0	0	0	3	0	7.90	25
3/23	GEORGIA (W, 7-6 [11])	-	-	3.0	2	1	1	0	0	0	7.02	25
3/25	GEORGIA L, 7-24 [8]	-	-	2.0	2	2	1	1	2	0	6.75	25
4/1	at #2 Florida (L, 5-12)	-	-	2.0	5	0	0	1	3	0	6.10	33
4/4	at UAB (L, 5-6)	L	-	2.1	4	2	2	2	1	0	6.26	32
4/7	TEXAS A&M (W, 10-9)	-	-	2.1	2	2	2	3	1	1	6.39	47
4/11	at Georgia Tech (L, 8-12 [10])	-	-	2.0	0	0	0	1	1	0	5.93	32
4/16	*at Alabama (L, 1-6)	L	-	4.0	3	2	2	3	4	0	5.74	55
4/22	*MISS STATE (L, 10-11)	-	-	5.0	3	0	0	1	4	0	4.95	78
4/29	at #2 South Carolina (W, 9-5)	-	-	4.0	3	1	1	4	6	0	4.69	92
5/7	*#1 LSU (W, 12-2 [8])	W	-	5.0	5	2	1	2	4	1	4.37	90
5/13	*at Ole Miss (W, 13-5)	-	-	2.0	1	0	0	0	0	0	4.18	20

2024 - REDSHIRT SENIOR YEAR

Date	Opp (Res.)	DEC	QS	IP	H	R	ER	BB	SO	HR	ERA	NP
2/18	EKU (W, 9-1)	-	-	3.0	1	1	1	1	6	0	3.00	48
2/25	vs. #10 Virginia (L, 4-6)	-	-	2.0	4	2	2	0	4	0	5.40	46
3/2	UCONN (L, 4-8)	-	-	4.0	6	2	2	0	5	1	5.00	59
3/10	*AUSTIN PEAY (W, 24-5 [7])	-	-	2.2	2	2	1	2	2	1	4.63	60
3/17	at #8 Vanderbilt (L, 6-9)	-	-	0.2	2	2	2	0	0	0	5.84	17
3/19	*vs. South Alabama (W, 2-1)	-	-	3.0	2	0	0	1	4	0	4.70	50
3/26	*JAX STATE (W, 13-3 [7])	W	-	4.0	5	3	3	1	7	1	5.12	60
4/3	*at UAB (W, 10-4)	-	-	2.2	5	4	4	3	3	0	6.14	74
4/9	ALABAMA STATE (L, 2-3)	-	-	5.0	3	0	0	0	4	0	5.00	66

CAMERON KESHOCK'S AUBURN APPEARANCES

2023 - FRESHMAN YEAR

Date	Opp (Res.)	DEC	QS	IP	H	R	ER	BB	SO	HR	ERA	NP
3/1	FLORIDA A&M (W, 18-8)	-	-	0.0	2	4	4	1	0	0	99.00	10
3/11	SOUTHEASTERN (L, 7-8)	-	-	1.0	1	0	0	0	1	0	36.00	8
3/25	GEORGIA (L, 7-24 [8])	-	-	0.0	4	7	7	1	0	0	99.00	18
4/30	at #2 South Carolina (L, 7-8)	-	-	1.1	2	0	0	0	1	0	42.43	19
5/20	MISSOURI (W, 9-7)	-	-	0.2	1	1	1	0	1	0	36.00	13

2024 - SOPHOMORE YEAR

Date	Opp (Res.)	DEC	QS	IP	H	R	ER	BB	SO	HR	ERA	NP
2/27	SAMFORD (W, 12-3)	-	-	1.0	0	0	0	0	1	0	0.00	12
3/9	AUSTIN PEAY (L, 6-15)	-	-	0.1	2	3	3	2	0	0	20.25	25

KONNER KEPLINGER'S AUBURN APPEARANCES

2024 - FRESHMAN YEAR

Date	Opp (Res.)	DEC	QS	IP	H	R	ER	BB	SO	HR	ERA	NP
2/24	vs. Wichita State (W, 19-8 [7])	-	-	0.2	4	3	3	0	0	0	40.50	19
3/9	AUSTIN PEAY (L, 6-15)	-	-	0.2	0	3	0	3	0	0	20.25	33

CONNOR McBRIDE'S AUBURN APPEARANCES

2024 - FRESHMAN YEAR

Date	Opp (Res.)	DEC	QS	IP	H	R	ER	BB	SO	HR	ERA	NP
2/20	*UAB (W, 7-2)	-	-	3.2	2	1	1	2	4	0	2.45	59
2/27	*SAMFORD (W, 12-3)	W	-	5.0	2	1	1	0	5	0	2.08	63
3/6	*AIR FORCE (W, 8-4)	W	-	5.0	7	2	2	0	4	1	2.63	70
3/12	*vs. Troy (W, 8-2)	W	-	5.0	1	1	1	2	2	1	2.41	70
3/21	*#1 ARKANSAS (L, 0-1)	L	-	4.0	4	1	1	2	4	1	2.25	70
3/28	*at #4 Texas A&M (L, 7-9)	-	-	3.0	6	6	6	2	3	2	4.21	70
4/6	*#4 TENNESSEE (L, 2-12 [7])	L	-	1.2	4	5	5	2	2	1	5.60	49
4/12	#8 KENTUCKY (L, 1-9)	-	-	4.2	4	2	2	2	7	1	5.34	75

HAYDEN MURPHY'S AUBURN APPEARANCES

2023 - FRESHMAN YEAR

Date	Opp (Res.)	DEC	QS	IP	H	R	ER	BB	SO	HR	ERA	NP
2/19	INDIANA (L, 2-11)	-	-	0.2	1	0	0	0	0	0	0.00	9
2/26	USC (T, 12-12)	-	-	1.1	1	0	0	1	0	0	0.00	21
3/5	LIPSCOMB (W, 4-3)	-	-	1.2	3	1	1	0	0	0	2.45	28
3/11	SOUTHEASTERN (L, 3-8)	-	-	0.2	1	0	0	0	0	0	2.08	12
3/21	vs. South Alabama (W, 6-5)	-	-	2.0	3	2	2	1	0	1	4.26	32
4/2	at #2 Florida (L, 8-17)	-	-	1.0	3	5	5	2	2	2	9.82	22
4/7	TEXAS A&M (L, 6-12)	-	-	3.0	7	4	4	1	1	0	10.45	64
4/16	at Alabama (L, 1-6)	-	-	0.2	1	1	1	1	2	0	10.64	18
4/18	SAMFORD (W, 13-3 [8])	W	-	3.1	6	3	3	0	2	0	10.05	41
4/23	*TROY (L, 7-8)	-	-	2.0	5	5	5	2	2	2	11.57	57
5/5	#1 LSU (L, 0-3)	-	-	1.0	0	0	0	0	2	0	10.90	11
5/13	at Ole Miss (W, 13-5)	-	-	0.2	1	1	1	0	0	1	11.00	11

2024 - SOPHOMORE YEAR

Date	Opp (Res.)	DEC	QS	IP	H	R	ER	BB	SO	HR	ERA	NP
2/20	UAB (W, 7-2)	-	-	0.1	1	0	0	0	1	0	0.00	6
2/24												

ALEX PETROVIC'S AUBURN APPEARANCES
2024 - FRESHMAN YEAR

Date	Opp (Res.)	DEC	QS	IP	H	R	ER	BB	SO	HR	ERA	NP
3/9	AUSTIN PEAY (L, 6-15)	-	-	1.0	1	1	0	1	2	0	0.00	26
3/19	vs. South Alabama (W, 2-1)	-	-	3.0	1	1	1	0	4	1	2.25	37
3/26	JAX STATE (W, 13-3 [7])	-	-	1.0	2	0	0	1	3	0	1.80	30
3/29	at #4 Texas A&M (L, 8-12)	-	-	1.1	5	2	2	0	2	2	4.26	46
4/3	at UAB (W, 10-4)	-	-	1.1	0	0	0	0	2	0	3.52	21
4/7	#4 TENNESSEE (L, 5-19 [7])	-	-	1.2	4	3	3	0	2	2	5.79	32
4/13	#8 KENTUCKY (L, 8-13)	-	-	1.2	1	1	1	1	2	0	5.73	30

BEN SCHORR'S AUBURN APPEARANCES
2024 - REDSHIRT JUNIOR YEAR

Date	Opp (Res.)	DEC	QS	IP	H	R	ER	BB	SO	HR	ERA	NP
3/10	AUSTIN PEAY (W, 24-5 [7])	-	-	0.1	0	0	0	0	1	0	0.00	3
3/29	at #4 Texas A&M (L, 8-12)	-	-	0.2	0	0	0	0	0	0	0.00	5
3/30	at #4 Texas A&M (L, 9-10 [12])	L	-	1.1	2	1	1	0	1	0	3.86	20
4/6	#4 TENNESSEE (L, 2-12 [7])	-	-	0.1	0	0	0	0	0	0	3.37	5
4/7	#4 TENNESSEE (L, 5-19 [7])	-	-	0.1	0	0	0	0	0	0	3.00	5
4/12	#8 KENTUCKY (L, 1-9)	-	-	0.1	1	1	1	0	0	1	5.40	11
4/13	#8 KENTUCKY (L, 8-13)	-	-	0.1	2	2	2	1	0	1	9.82	19

CAM TILLY'S AUBURN APPEARANCES
2024 - FRESHMAN YEAR

Date	Opp (Res.)	DEC	QS	IP	H	R	ER	BB	SO	HR	ERA	NP
2/16	EKU (W, 17-6 [7])	-	-	1.0	2	1	1	0	0	0	9.00	10
2/20	UAB (W, 7-2)	-	-	1.0	0	0	0	0	1	0	4.50	7
2/23	vs. #18 Iowa (W, 7-5)	W	-	2.0	1	0	0	0	3	0	2.25	29
3/3	UCONN (W, 8-2)	W	-	4.0	3	1	1	1	2	0	2.25	49
3/10	AUSTIN PEAY (W, 24-5 [7])	W	-	2.1	1	1	1	0	1	0	2.61	37
3/16	at #8 Vanderbilt (L, 5-13)	-	-	1.2	6	7	7	3	2	0	7.50	49
3/21	#1 ARKANSAS (I, 0-1)	-	-	2.2	0	0	0	1	2	0	6.14	45
3/29	at #4 Texas A&M (L, 8-12)	-	-	0.1	2	4	3	1	0	1	7.80	21
3/30	at #4 Texas A&M (L, 9-10 [12])	-	-	1.0	0	0	0	2	2	0	7.31	25
4/7	#4 TENNESSEE (L, 5-19 [7])	-	-	1.0	1	0	0	1	2	0	6.88	31
4/13	#8 KENTUCKY (L, 8-13)	-	-	0.2	2	4	4	2	0	0	8.66	26

DYLAN WATTS' AUBURN APPEARANCES
2024 - SOPHOMORE YEAR

Date	Opp (Res.)	DEC	QS	IP	H	R	ER	BB	SO	HR	ERA	NP
2/20	UAB (W, 7-2)	-	-	1.0	2	1	1	1	0	0	9.00	16
2/27	SAMFORD (W, 12-3)	-	-	1.2	0	0	0	0	1	0	3.38	19
3/6	AIR FORCE (W, 8-4)	-	-	1.0	1	1	1	0	2	0	4.91	22
3/9	AUSTIN PEAY (L, 6-15)	-	-	2.1	6	3	0	0	4	0	3.00	45
3/16	at #8 Vanderbilt (L, 5-13)	-	-	2.1	4	2	2	0	2	0	4.32	38
3/19	vs. South Alabama (W, 2-1)	S	-	1.0	1	0	0	0	1	0	3.86	12
3/26	JAX STATE (W, 13-3 [7])	-	-	1.0	0	0	0	0	2	0	3.48	15
3/28	at #4 Texas A&M (L, 7-9)	-	-	2.2	1	0	0	0	3	0	2.77	31
4/5	*#4 TENNESSEE (W, 9-5)	-	-	1.1	6	5	5	0	3	2	5.65	30
4/11	*#8 KENTUCKY (L, 5-6)	-	-	2.1	5	4	2	1	1	0	5.94	63

SUPERLATIVES AND MISCELLANEOUS NOTES

STARTS BY POSITION

STARTING PITCHER

Chase Allsup	8	4-4
Conner McBride	7	4-3
Joseph Gonzalez	6	3-3
Christian Herberholz	5	4-1
Carson Myers	5	2-3
Dylan Watts	2	1-1
Tanner Bauman	1	0-1
Will Cannon	1	0-1

CATCHER

Ike Irish	24	15-9
Cale Stricklin	6	1-5
Carter Wright	5	2-3

FIRST BASE

Cooper McMurray	35	18-17
-----------------	----	-------

SECOND BASE

Javon Hernandez	22	13-9
Deric Fabian	6	3-3
Caden Green	6	2-4
Eric Guevara	1	0-1

THIRD BASE

Deric Fabian	19	10-9
Gavin Miller	7	4-3
Eric Guevara	5	2-3
Caden Green	4	2-2

SHORTSTOP

Cooper Weiss	34	17-17
Caden Green	1	1-0

LEFT FIELD

Mason Maners	31	17-14
Cade Belyeu	3	1-2
Bobby Peirce	1	0-1

CENTER FIELD

Chris Stanfield	34	17-17
Cade Belyeu	1	1-0

RIGHT FIELD

Bobby Peirce	27	16-11
Cade Belyeu	4	0-4
Ike Irish	4	2-2

DESIGNATED HITTER

Christian Hall	19	11-8
Gavin Miller	5	2-3
Ike Irish	4	1-3
Carter Wright	3	1-2
Cole Edwards	2	2-0
Mason Maners	2	1-1

2024 AUBURN & OPPONENT HIGHS

TEAM BATTING

	AUBURN	OPPONENT
Runs in a game	24, vs. APSU [7] (3/10)	19, Tennessee (4/7)
Runs in an inning	8, vs. APSU [3rd] (3/10)	7, Tennessee [2nd] (4/7)
Most Hits in a game	17, at Texas A&M (3/30)	17, Vandy (3/16-17)
Fewest Hits in a game	3, two times	3, ECU (2/18)
Hits in an inning	7, at UAB [8th] (4/3)	5, WSU [5th] (2/24)
2B in a game	7, vs. APSU (3/10)	6, Tennessee (4/7)
3B in a game	2, two times	1, five times
HR in a game	4, two times	6, three times
SB in a game	6, vs. ECU (2/18)	6, UConn (3/2-Gm 2)
LOB in a game	14, two times	15, two times
K in a game	17, vs. Arkansas (3/21)	14, two times
BB in a game	16, vs. WSU (2/24)	9, two times

TEAM PITCHING

	AUBURN	OPPONENT
K in a game	14, two times	17, Arkansas (3/21)
BB in a game	9, three times	16, WSU (2/24)
Pitchers used	8, at Texas A&M (3/30)	9, two times
Total Quality Starts	3	5

TEAM FIELDING

	AUBURN	OPPONENT
Errors in a game	7, vs. APSU (3/9)	3, two times
DP turned in a game	3, vs. ECU (2/17)	2, two times

IND. BATTING

	AUBURN	OPPONENT
Hits in a game	4, two times	4, four times
Runs in a game	4, three times	4, three times
2B in a game	3, McMurray vs. APSU (3/10)	2, three times
3B in a game	1, eight times	1, five times
HR in a game	2, two times	2, six times
RBI in a game	6, McMurray vs. WSU (2/24)	7, Stark [UT] (4/7)
XBH in a game	4, McMurray vs. APSU (3/10)	3, two times
SB in a game	4, Weiss two times	3, Tammara [UConn] (3/2-Gm 2)
BB in a game	4, Weiss vs. Samford (2/27)	3, six times
HBP in a game	2, three times	2, three times
K in a game	4, four times	4, Bargo [UT] (4/5)
Hitting Streak	16, Irish (3/9-4/5)	3, 26 times
Consec. G w/HR	4, Irish (3/23-29)	3, three times

IND. PITCHING

	AUBURN	OPPONENT
K by a starter	8, Myers vs. ECU (2/18)	12, Smight [ARK] (3/21)
K by a reliever	6, two times	6, two times
BB by a starter	4, Myers vs. UConn (3/3)	5, two times
BB by a reliever	3, five times	4, Lawson [EKU] (2/16)
IP by a starter	6.0, three times	7.0, four times
IP by a reliever	4.2, McBride vs. UK (4/12)	5.1, Van Emon [UConn] (3/2-Gm 2)

MISCELLANEOUS

	AUBURN
Biggest comeback win	4, vs. Arkansas (3/23)
Biggest blown lead loss	7, vs. Kentucky (4/13)
Largest margin of victory	19, vs. APSU (3/10)
Largest margin of defeat	14, vs. Tennessee (4/7)
Longest game, Time	4:46, at Texas A&M (3/30)
Longest game, Time (9 inn)	3:36, vs. Kentucky (4/13)
Shortest game, Time (9 inn)	2:11, vs. UConn (3/2 - Gm 1)
Longest game, Innings	12, at Texas A&M (3/30)
Largest crowd, Home	5,566, vs. Tennessee (4/6)
Largest crowd, Road	6,664, at Texas A&M (3/29)
Largest crowd, Neutral	6,138, vs. Troy (3/12)

STARTS BY ORDER

LEADOFF

Cooper Weiss	23	11-12
Mason Maners	9	4-5
Javon Hernandez	3	3-0

2ND SPOT

Ike Irish	20	10-10
Cooper Weiss	8	3-5
Mason Maners	3	3-0
Deric Fabian	2	2-0
Cooper McMurray	2	0-2

3RD SPOT

Bobby Peirce	17	10-7
Ike Irish	12	8-4
Cooper McMurray	4	0-4
Deric Fabian	1	0-1
Gavin Miller	1	0-1

CLEANUP

Cooper McMurray	22	12-10
Bobby Peirce	5	4-1
Gavin Miller	4	2-2
Chris Stanfield	2	0-2
Christian Hall	1	0-1
Mason Maners	1	0-1

5TH SPOT

Deric Fabian	9	6-3
Chris Stanfield	9	3-6
Cooper McMurray	7	6-1
Bobby Peirce	3	1-2
Mason Maners	2	0-2
Cade Belyeu	1	0-1
Christian Hall	1	0-1
Javon Hernandez	1	0-1
Gavin Miller	1	1-0
Carter Wright	1	1-0

6TH SPOT

Christian Hall	10	6-4
Chris Stanfield	7	5-2
Mason Maners	6	3-3
Carter Wright	4	2-2
Cade Belyeu	2	0-2
Javon Hernandez	2	1-1
Gavin Miller	2	0-2
Deric Fabian	1	0-1
Bobby Peirce	1	1-0

7TH SPOT

Chris Stanfield	11	7-4
Mason Maners	5	2-3
Deric Fabian	4	0-4
Cade Belyeu	3	1-2
Christian Hall	3	2-1
Cooper Weiss	3	3-0
Carter Wright	2	0-2
Cole Edwards	1	1-0
Javon Hernandez	1	1-0
Gavin Miller	1	1-0
Bobby Peirce	1	0-1

8TH SPOT

Mason Maners	7	6-1
Eric Guevara	5	2-3
Christian Hall	4	3-1
Chris Stanfield	4	1-3
Caden Green	3	0-3
Cade Belyeu	2	1-1
Deric Fabian	2	1-1
Javon Hernandez	2	1-1
Gavin Miller	2	1-1
Cole Edwards	1	1-0
Bobby Peirce	1	0-1
Cale Stricklin	1	1-0
Carter Wright	1	0-1

9TH SPOT

Javon Hernandez	13	7-6
Caden Green	8	5-3
Deric Fabian	6	4-2
Cale Stricklin	5	0-5
Eric Guevara	1	0-1
Gavin Miller	1	1-0
Chris Stanfield	1	1-0

PITCHING NOTES

2024 BULLPEN BY NUMBERS

Total App.....	117
Saves/Opp.....	5/5
IR/IRS.....	84/31
BA Against.....	.274
ERA.....	5.56

SAVES/OPP

John Armstrong.....	2/2
Will Cannon.....	1/1
Christian Herberholz.....	1/1
Dylan Watts.....	1/1

INHERITED RUNNERS/SCORED

John Armstrong.....	10/5
Tanner Bauman.....	15/2
Will Cannon.....	2/1
Parker Carlson.....	10/3
Zach Crotchfett.....	5/3
Griffin Graves.....	2/2
Christian Herberholz.....	2/2
Konner Keplinger.....	2/0
Hayden Murphy.....	3/1
Carson Myers.....	4/2
Drew Nelson.....	1/1
Alex Petrovic.....	4/3
Ben Schorr.....	9/2
Cam Tilly.....	3/1
Dylan Watts.....	12/3

1ST BATTER FACED/RETIRED

Chase Allsup.....	1/0
John Armstrong.....	13/8
Tanner Bauman.....	14/12
Will Cannon.....	10/6
Parker Carlson.....	12/10
Konner Copeland.....	1/1
Zach Crotchfelt.....	7/2
Joseph Gonzalez.....	1/0
Griffin Graves.....	4/2
Christian Herberholz.....	4/1
Konner Keplinger.....	2/2
Cameron Keshock.....	2/2
Conner McBride.....	1/1
Hayden Murphy.....	7/4
Carson Myers.....	4/2
Drew Nelson.....	1/0
Alex Petrovic.....	7/4
Ben Schorr.....	7/5
Cam Tilly.....	11/8
Dylan Watts.....	8/6

RELIEF ERA

Drew Nelson.....	0.00
John Armstrong.....	2.70
Dylan Watts.....	2.77
Carson Myers.....	3.00
Hayden Murphy.....	4.05
Parker Carlson.....	4.70
Will Cannon.....	4.70
Alex Petrovic.....	5.73
Tanner Bauman.....	6.00
Zach Crotchfelt.....	6.14
Griffin Graves.....	6.23
Christian Herberholz.....	6.52
Chase Allsup.....	7.71
Cam Tilly.....	8.66
Ben Schorr.....	9.82
Konner Copeland.....	18.00
Konner Keplinger.....	20.25
Cameron Keshock.....	20.25
Joseph Gonzalez.....	22.50

2024 Auburn Baseball
Team Game-by-Game for Auburn (as of Apr 13, 2024)
Pitching (All games)

Date	Opponent	ip	h	r	er	bb	so	2b	3b	hr	wp	bk	hbp	dp	ibb	score	w-l	sv	era
Feb 16	EKU	7.0	7	6	4	0	6	1	0	2	1	0	0	1	0	17-6	1-0	0	5.14
Feb 17	EKU	9.0	4	1	0	6	9	2	0	0	1	0	2	3	0	6-1	2-0	0	2.25
Feb 18	EKU	9.0	3	1	1	2	14	0	1	0	0	0	0	0	0	9-1	3-0	1	1.80
Feb 20	UAB	9.0	6	2	2	3	11	0	0	0	0	0	1	0	0	7-2	4-0	1	1.85
Feb 23	vs Iowa	9.0	9	5	5	3	12	1	1	1	1	0	1	0	0	7-5	5-0	1	2.51
Feb 24	vs Wichita State	7.0	10	8	8	5	6	2	0	1	3	0	5	1	0	19-8	6-0	1	3.60
Feb 25	vs Virginia	9.0	11	6	6	3	8	3	0	0	1	0	2	0	0	4-6	6-1	1	3.97
Feb 27	SAMFORD	9.0	4	3	2	2	7	1	0	0	1	0	0	0	0	12-3	7-1	1	3.71
Mar 02	UCONN	9.0	6	1	1	3	8	2	0	1	1	0	1	2	0	8-1	8-1	2	3.39
Mar 02	UCONN	9.0	12	8	8	3	12	1	0	2	2	0	1	0	0	4-8	8-2	2	3.87
Mar 03	UCONN	9.0	7	2	2	7	3	1	0	1	0	0	0	2	0	8-2	9-2	2	3.69
Mar 06	AIR FORCE	9.0	12	4	4	1	11	3	0	1	0	1	2	0	0	8-4	10-2	2	3.72
Mar 08	AUSTIN PEAY	9.0	9	6	6	3	11	0	0	1	1	0	1	0	0	7-6	11-2	2	3.90
Mar 09	AUSTIN PEAY	9.0	16	15	8	9	10	4	0	2	0	0	3	0	0	6-15	11-3	2	4.20
Mar 10	AUSTIN PEAY	7.0	6	5	4	5	8	1	0	1	3	0	2	0	0	24-5	12-3	2	4.26
Mar 12	vs Troy	9.0	4	2	2	3	9	0	0	2	0	0	1	1	0	8-2	13-3	2	4.11
*Mar 15	at Vanderbilt	7.2	13	11	10	5	8	2	1	1	3	0	0	0	0	1-11	13-4	2	4.51
*Mar 16	at Vanderbilt	8.0	17	13	13	7	8	4	1	1	3	0	3	0	0	5-13	13-5	2	5.04
*Mar 17	at Vanderbilt	8.0	17	9	7	5	5	2	0	0	0	0	2	1	0	6-9	13-6	2	5.18
Mar 19	vs South Alabama	9.0	5	1	1	1	13	2	0	1	0	0	0	0	0	2-1	14-6	3	4.96
*Mar 21	ARKANSAS	9.0	6	1	1	3	8	0	0	1	2	0	2	2	0	0-1	14-7	3	4.76
*Mar 22	ARKANSAS	9.0	8	6	4	2	11	0	0	2	0	0	2	1	0	5-6	14-8	3	4.72
*Mar 23	ARKANSAS	9.0	10	6	6	5	7	2	1	1	0	0	2	0	0	8-6	15-8	4	4.78
Mar 26	JACKSONVILLE ST	7.0	7	3	3	4	14	2	0	1	0	0	0	0	0	13-3	16-8	4	4.75
*Mar 28	at Texas A&M	8.0	10	9	9	5	8	3	0	2	0	0	2	0	0	7-9	16-9	4	4.95
*Mar 29	at Texas A&M	8.0	16	12	10	3	9	5	0	5	0	0	0	0	0	8-12	16-10	4	5.18
*Mar 30	at Texas A&M	11.1	16	10	8	9	9	3	0	2	0	0	1	2	1	9-10	16-11	4	5.24
Apr 03	at UAB	9.0	6	4	4	5	11	1	0	0	2	0	1	1	0	10-4	17-11	4	5.19
*Apr 05	TENNESSEE	9.0	10	5	5	4	13	2	0	2	1	0	0	1	0	9-5	18-11	5	5.18
*Apr 06	TENNESSEE	7.0	13	12	12	5	6	3	0	6	1	0	0	0	0	2-12	18-12	5	5.46
*Apr 07	TENNESSEE	7.0	16	19	18	7	7	6	0	6	1	0	4	1	0	5-19	18-13	5	5.93
Apr 09	ALABAMA STATE	9.0	8	3	2	2	9	1	0	2	1	0	0	1	0	2-3	18-14	5	5.80
*Apr 11	KENTUCKY	9.0	10	6	4	3	3	3	0	1	0	0	1	0	0	5-6	18-15	5	5.74
*Apr 12	KENTUCKY	9.0	14	9	9	2	9	3	0	6	2	0	2	0	0	1-9	18-16	5	5.85
*Apr 13	KENTUCKY	9.0	13	13	13	9	9	2	0	4	1	0	0	0	0	8-13	18-17	5	6.06
Totals		300.0	341	227	202	144	312	68	5	59	32	1	44	20	1	260-227	18-17	5	6.06

AUBURN STARTING PITCHER BREAKDOWN

Starter	GS	Quality Starts	Run Support	RS/Start	Auburn Record
Allsup	8	2	26	3.3	4-4
McBride	7	--	24	3.4	4-3
Gonzalez	6	--	26	4.3	3-3
Herberholz	5	--	16	3.2	4-1
Myers	5	1	18	3.6	2-3
Watts	2	--	5	2.5	1-1
Bauman	1	--	7	7.0	0-1
Cannon	1	--	3	3.0	0-1

Auburn Overall Rankings			Auburn SEC-Only Rankings		
Category	Rank	No.	Category	Rank	No.
ERA	13th	6.06	ERA	14th	9.07
Opp BA	14th	.283	Opp BA	14th	.339
Hits Allowed	14th	341	Hits Allowed	14th	189
Walks	9th	144	Walks	12th	74
Strikeouts	13th	312	Strikeouts	14th	120

AUBURN PITCHING BREAKDOWN

	W-L	ERA	IP	H	R	ER	BB	K	HR	AVG	W-L	ERA	IP	H	R	ER	BB	K	HR	AVG	
STARTERS	8-9	6.72	130.0	155	108	97	54	114	31	.294	HOME	13-10	5.44	197.0	207	137	119	90	206	43	.267
RELIEVERS	10-8	5.56	170.0	186	119	105	90	198	28	.274	ROAD	1-6	9.15	60.0	95	68	61	39	58	11	.351
TOTALS	18-17	6.06	300.0	341	227	202	144	312	59	.283	NEUT.	4-1	4.60	43.0	39	22	15	48	5	.244	

HITTING NOTES

2024 MULTI-HIT GAMES

	2	3	4	5+	Total
Ike Irish	7	4	1	-	12
Cooper McMurray	9	2	1	-	12
Cooper Weiss	7	5	-	-	12
Mason Maners	8	1	-	-	9
Chris Stanfield	8	1	-	-	9
Deric Fabian	5	2	-	-	7
Bobby Peirce	3	2	-	-	5
Javon Hernandez	2	1	-	-	3
Christian Hall	3	-	-	-	3
Gavin Miller	3	-	-	-	3
Carter Wright	3	-	-	-	3
Cade Belyeu	1	-	-	-	1
Eric Guevara	-	1	-	-	1

CAREER AUBURN MULTI-HIT GAMES

	2	3	4	5+	Total
Ike Irish	25	12	3	-	40
Bobby Peirce	20	10	1	1	32
Chris Stanfield	19	2	-	-	21
Cooper McMurray	14	4	1	-	19
Cooper Weiss	7	5	-	-	12
Mason Maners	8	1	-	-	9
Deric Fabian	5	2	-	-	7
Caden Green	7	-	-	-	7
Gavin Miller	4	-	-	-	4
Carter Wright	4	-	-	-	4
Javon Hernandez	2	1	-	-	3
Christian Hall	3	-	-	-	3
Cade Belyeu	1	-	-	-	1
Eric Guevara	-	1	-	-	1

2024 MULTI-RBI GAMES

	2	3	4	5+	Total
Cooper McMurray	6	5	3	1	15
Ike Irish	6	3	2	1	12
Deric Fabian	2	4	1	-	7
Cooper Weiss	4	2	1	-	7
Bobby Peirce	1	4	-	-	5
Christian Hall	3	1	-	-	4
Mason Maners	1	2	-	-	3
Cade Belyeu	1	1	-	-	2
Caden Green	1	-	-	-	1
Javon Hernandez	1	-	-	-	1
Gavin Miller	-	-	1	-	1
Chris Stanfield	-	-	1	-	1
Carter Wright	1	-	-	-	1
Eric Guevara	1	-	-	-	1
Cale Stricklin	1	-	-	-	1

CAREER AUBURN MULTI-RBI GAMES

	2	3	4	5+	Total
Cooper McMurray	13	9	4	3	29
Ike Irish	15	6	3	2	26
Bobby Peirce	9	8	-	-	17
Deric Fabian	2	4	1	-	7
Chris Stanfield	6	-	1	-	7
Cooper Weiss	4	2	1	-	7
Caden Green	4	1	-	-	5
Christian Hall	3	1	-	-	4
Mason Maners	1	2	-	-	3
Carter Wright	3	-	-	-	3
Cade Belyeu	1	1	-	-	2
Gavin Miller	1	-	-	1	2
Eric Guevara	1	-	-	-	1
Javon Hernandez	1	-	-	-	1
Cale Stricklin	1	-	-	-	1

CAREER AUBURN STARTS

	Career	Consec.
Bobby Peirce	113	2
Ike Irish	90	-
Cooper McMurray	76	69
Chris Stanfield	74	6
Caden Green	59	-
Cooper Weiss	34	19
Mason Maners	33	-
Deric Fabian	25	3
Javon Hernandez	22	-
Christian Hall	19	1
Gavin Miller	16	-
Carter Wright	15	-
Cade Belyeu	8	1
Eric Guevara	6	2
Cale Stricklin	6	3
Cole Edwards	2	-

TEAM NOTES

Auburn Overall SEC Rankings			Auburn SEC-Only Rankings		
Category	Rank	No.	Category	Rank	No.
Avg.	10th	.276	Avg.	7th	.261
Hits	14th	311	Hits	T-8th	131
2B	8th	62	2B	T-8th	26
HR	T-5th	59	HR	T-11th	18
BB	6th	197	BB	11th	57

2024 AUBURN HOME RUNS

No.	Player (#)	Opponent (Date)	On	Outs	Inn.	Pitcher
1	Chris Stanfield (1)	EKU (2/16)	2	2	1	Milburn (L)
2	Ike Irish (1)	EKU (2/16)	0	2	4	Lawson (R)
3	Cooper McMurray (1)	EKU (2/17)	1	2	3	Hall (L)
4	Bobby Peirce (1)	EKU (2/17)	0	1	8	Walton (R)
5	Christian Hall (1)	EKU (2/18)	1	1	2	Yates (R)
6	Ike Irish (2)	UAB (2/20)	0	0	3	Shelton (R)
7	Mason Maners (1)	Iowa (2/23)	0	0	7	Whitlock (R)
8	Bobby Peirce (2)	Iowa (2/23)	1	2	7	Whitlock (R)
9	Christian Hall (2)	Iowa (2/23)	0	0	8	Voelker (R)
10	Cooper McMurray (2)	Wichita State (2/24)	3	0	1	LaPour (R)
11	Bobby Peirce (3)	Wichita State (2/24)	1	1	2	LaPour (R)
12	Deric Fabian (1)	Virginia (2/25)	0	1	8	Tonas (L)
13	Cooper McMurray (3)	Samford (2/27)	1	1	1	Malone (R)
14	Christian Hall (3)	Samford (2/27)	2	1	3	Flood (R)
15	Mason Maners (2)	Samford (2/27)	0	1	7	Manley (R)
16	Cooper Weiss (1)	UConn (3/2 - Gm 1)	0	0	3	Coe (L)
17	Bobby Peirce (4)	UConn (3/2 - Gm 1)	1	1	5	Ellisen (R)
18	Ike Irish (3)	UConn (3/2 - Gm 2)	0	1	1	Cooke (R)
19	Cooper McMurray (4)	UConn (3/2 - Gm 2)	1	1	1	Cooke (R)
20	Deric Fabian (2)	UConn (3/3)	2	2	1	Quigley (R)
21	Ike Irish (4)	UConn (3/3)	1	2	6	Carrea (R)
22	Ike Irish (5)	UConn (3/3)	1	2	8	Sullivan (R)
23	Cooper Weiss (2)	Air Force (3/6)	1	1	2	Davidson (R)
24	Deric Fabian (3)	Air Force (3/6)	1	0	3	Dillinger (L)
25	Deric Fabian (4)	Air Force (3/6)	0	1	6	Hebenstreit (L)
26	Christian Hall (4)	Austin Peay (3/8)	0	2	8	Hampu (R)
27	Mason Maners (3)	Austin Peay (3/8)	0	0	9	Hampu (R)
28	Cooper Weiss (3)	Austin Peay (3/9)	1	0	1	Devine (R)
29	Ike Irish (6)	Austin Peay (3/9)	1	0	8	Merriweather (L)
30	Deric Fabian (5)	Austin Peay (3/10)	1	1	2	Robinson (L)
31	Cooper McMurray (5)	Austin Peay (3/10)	1	2	3	Holt (L)
32	Gavin Miller (1)	Austin Peay (3/10)	3	2	5	Scott (L)
33	Cade Belyeu (1)	Austin Peay (3/10)	1	0	6	Oak (R)
34	Caden Green (1)	Troy (3/12)	0	1	7	Schmidt (R)
35	Cooper McMurray (6)	Troy (3/12)	1	1	8	Piperakis (L)
36	Cooper McMurray (7)	Vanderbilt (3/16)	0	0	4	Cunningham (R)
37	Cooper McMurray (8)	Vanderbilt (3/17)	0	0	5	Futrell (L)
38	Mason Maners (4)	Arkansas (3/23)	0	0	6	Dossett (R)
39	Cooper McMurray (9)	Arkansas (3/23)	2	2	6	Fisher (L)
40	Ike Irish (7)	Arkansas (3/23)	0	1	8	Fisher (L)
41	Ike Irish (8)	Jax State (3/26)	0	1	1	Morse (R)
42	Chris Stanfield (2)	Jax State (3/26)	0	0	4	Hoppenjans (R)
43	Mason Maners (5)	Jax State (3/26)	2	2	4	Adkinson (L)
44	Cooper McMurray (10)	Jax State (3/26)	3	1	5	Derbyshire (R)
45	Mason Maners (6)	Texas A&M (3/28)	2	2	4	Prager (L)
46	Ike Irish (9)	Texas A&M (3/28)	0	2	7	Aschenbeck (L)
47	Cooper McMurray (11)	Texas A&M (3/29)	0	0	2	Jones (R)
48	Ike Irish (10)	Texas A&M (3/29)	3	1	9	Smith (R)
49	Caden Green (2)	Texas A&M (3/30)	0	2	5	Rudis (R)
50	Christian Hall (5)	Texas A&M (3/30)	0	0	8	Cortes (R)
51	Gavin Miller (2)	Texas A&M (3/30)	0	0	9	Sdao (L)
52	Christian Hall (6)	UAB (4/3)	0	1	6	Ingram (R)
53	Bobby Peirce (5)	UAB (4/3)	1	0	8	Ballard (R)
54	Ike Irish (11)	Tennessee (4/5)	0	2	1	Causey (R)
55	Cade Belyeu (2)	Tennessee (4/5)	2	2	1	Causey (R)
56	Cooper McMurray (12)	Tennessee (4/7)	2	0	1	Sechrist (L)
57	Gavin Miller (3)	Tennessee (4/7)	0	0	6	Snead (R)
58	Cade Belyeu (3)	Kentucky (4/13)	0	0	2	Moore (R)
59	Eric Guevara (1)	Kentucky (4/13)	0	0	9	Hummel (R)

AUBURN CAREER HOME RUN BREAKDOWN

	1R	2R	3R	GS	Career	Home	Road	Last
Belyeu	1	1	1	--	3	3	--	4/13/24
Fabian	2	2	1	--	5	4	1	3/10/24
Green	3	1	--	--	4	1	3	3/30/24
Guevara	1	--	--	--	1	1	--	4/13/24
Hall	4	1	1	--	6	3	3	4/3/24
Irish	11	4	1	1	17	12	5	4/5/24
McMurray	9	9	5	3	26	17	9	4/7/24
Maners	4	--	2	--	6	4	2	3/28/24
Miller	2	--	--	1	3	2	1	4/7/24
Peirce	12	7	1	--	20	7	13	4/3/24
Stanfield	2	2	1	--	5	3	2	3/26/24
Weiss	1	2	--	--	3	3	--	3/9/24

AUBURN HITTING STREAKS

	Current	'24	Career
Cade Belyeu	1	5	5
Cole Edwards	-	1	1
Deric Fabian	1	5	5
Caden Green	-	5	5
Eric Guevara	1	1	1
Christian Hall	-	3	3
J. Hernandez	-	3	3
Ike Irish	-	16	16
Mason Maners	-	8	8
Ty Mauldin	-	1	1
C. McMurray	3	9	9
Gavin Miller	4	5	5
Bobby Peirce	-	3	11
Chris Stanfield	-	6	8
Cale Stricklin	-	2	2
Cooper Weiss	-	5	5
Carter Wright	-	2	2

AUBURN REACHED BASE STREAKS

	Current	'24	Career
Cade Belyeu	7	7	7
Cole Edwards	-	1	1
Deric Fabian	-	8	8
Caden Green	6	6	11
Eric Guevara	3	3	3
Christian Hall	1	10	10
J. Hernandez	-	6	6
Ike Irish	1	17	25
Mason Maners	13	13	13
Ty Mauldin	-	1	1
C. McMurray	3	16	28
Gavin Miller	4	5	5
Bobby Peirce	5	8	20
Sam Robertson	1	1	1
Chris Stanfield	6	10	15
Cale Stricklin	1	4	4
Cooper Weiss	-	10	10
Carter Wright	-	4	4

BUNT HITS

Player	No.
Mason Maners	8
Cooper Weiss	4
Javon Hernandez	2
Caden Green	1
Ike Irish	1
Chris Stanfield	1
TOTAL	17

SAC BUNTS

Player	No.
Cooper Weiss	6
Mason Maners	3
Javon Hernandez	2
Deric Fabian	1
Caden Green	1
Ike Irish	1
Chris Stanfield	1
TOTAL	15

SAC FLIES

Player	No.
Cooper Weiss	5
Chris Stanfield	4
Christian Hall	3
Ike Irish	3
Cooper McMurray	3
Cade Belyeu	1
Deric Fabian	1
Caden Green	1
Kaleb Freeman	1
Javon Hernandez	1
Mason Maners	1
TOTAL	24

OUTFIELD ASSISTS

Player	No.
Bobby Peirce	4
Cade Belyeu	1
Chris Stanfield	1
TOTAL	6

PINCH HITS

Player	No.
Cade Belyeu	4
Gavin Miller	3
Christian Hall	2
Cole Edwards	1
Ty Mauldin	1
Carter Wright	1
TOTAL	12

AUBURN 2023 GAME-BY-GAME STARTING LINEUPS

DATE	OPP	1	2	3	4	5	6	7	8	9	SP
2/16	Eastern Kentucky	Hernandez	Maners	Irish	Peirce	McMurray	Stanfield	Weiss	Miller	Fabian	Allsup
2/17	Eastern Kentucky	Hernandez	Maners	Irish	Peirce	McMurray	Stanfield	Weiss	Hall	Green	Gonzalez
2/18	Eastern Kentucky	Hernandez	Maners	Irish	Peirce	McMurray	Stanfield	Weiss	Hall	Fabian	Myers
2/20	UAB	Maners	Weiss	Irish	Peirce	McMurray	Stanfield	Miller	Hernandez	Fabian	McBride
2/23	vs. Iowa	Weiss	Irish	Peirce	McMurray	Stanfield	Hall	Hernandez	Maners	Green	Allsup
2/24	vs. Wichita State	Weiss	Irish	Peirce	McMurray	Stanfield	Hernandez	Maners	Stricklin	Fabian	Gonzalez
2/25	vs. Virginia	Weiss	Irish	Peirce	McMurray	Stanfield	Hall	Fabian	Maners	Green	Myers
2/27	Samford	Weiss	Irish	Peirce	McMurray	Fabian	Hall	Stanfield	Maners	Hernandez	McBride
3/2	UConn	Weiss	Irish	Peirce	McMurray	Fabian	Stanfield	Maners	Edwards	Hernandez	Allsup
3/2	UConn	Weiss	Irish	Peirce	McMurray	Fabian	Hall	Stanfield	Green	Stricklin	Gonzalez
3/3	UConn	Weiss	Irish	Peirce	McMurray	Fabian	Hall	Stanfield	Maners	Hernandez	Myers
3/6	Air Force	Weiss	Irish	Peirce	McMurray	Fabian	Hall	Stanfield	Maners	Miller	McBride
3/8	Austin Peay	Weiss	Irish	Peirce	McMurray	Fabian	Hall	Stanfield	Maners	Hernandez	Allsup
3/9	Austin Peay	Maners	Weiss	Irish	McMurray	Fabian	Hall	Stanfield	Belyeu	Hernandez	Myers
3/10	Austin Peay	Weiss	Fabian	Irish	Miller	McMurray	Wright	Edwards	Maners	Stanfield	Herberholz
3/12	vs. Troy	Maners	Fabian	Irish	Miller	McMurray	Wright	Hall	Stanfield	Green	McBride
3/15	at Vanderbilt*	Weiss	Irish	Fabian	McMurray	Peirce	Miller	Maners	Stanfield	Green	Allsup
3/16	at Vanderbilt*	Maners	Weiss	Irish	Peirce	McMurray	Fabian	Hall	Stanfield	Hernandez	Myers
3/17	at Vanderbilt*	Weiss	Irish	Peirce	McMurray	Fabian	Wright	Maners	Stanfield	Hernandez	Gonzalez
3/19	vs. South Alabama	Weiss	Irish	Peirce	McMurray	Fabian	Maners	Stanfield	Hall	Hernandez	Herberholz
3/21	Arkansas*	Weiss	Irish	Peirce	McMurray	Fabian	Maners	Stanfield	Hall	Hernandez	McBride
3/22	Arkansas*	Weiss	Irish	Peirce	McMurray	Stanfield	Wright	Maners	Miller	Hernandez	Allsup
3/23	Arkansas*	Weiss	Irish	Peirce	McMurray	Wright	Maners	Stanfield	Fabian	Hernandez	Gonzalez
3/26	Jacksonville State	Weiss	Irish	Peirce	McMurray	Miller	Maners	Stanfield	Belyeu	Hernandez	Herberholz
3/28	at Texas A&M*	Weiss	Irish	Peirce	McMurray	Stanfield	Maners	Wright	Green	Hernandez	McBride
3/29	at Texas A&M*	Maners	Weiss	Irish	McMurray	Stanfield	Hernandez	Belyeu	Peirce	Fabian	Allsup
3/30	at Texas A&M*	Weiss	Irish	McMurray	Stanfield	Hernandez	Maners	Peirce	Green	Stricklin	Gonzalez
4/3	at UAB	Maners	Weiss	Irish	McMurray	Stanfield	Peirce	Hall	Guevara	Green	Herberholz
4/5	Tennessee*	Maners	Weiss	Irish	McMurray	Peirce	Hall	Belyeu	Guevara	Green	Watts
4/6	Tennessee*	Maners	Weiss	Irish	McMurray	Stanfield	Hall	Belyeu	Hernandez	Fabian	McBride
4/7	Tennessee*	Weiss	Irish	McMurray	Stanfield	Maners	Miller	Wright	Guevara	Green	Cannon
4/9	Alabama State	Maners	Weiss	McMurray	Miller	Hall	Belyeu	Stanfield	Wright	Guevara	Herberholz
4/11	Kentucky*	Weiss	Irish	McMurray	Miller	Maners	Belyeu	Stanfield	Fabian	Stricklin	Watts
4/12	Kentucky*	Weiss	McMurray	Miller	Maners	Peirce	Stanfield	Fabian	Guevara	Stricklin	Allsup
4/13	Kentucky*	Weiss	McMurray	Peirce	Hall	Belyeu	Stanfield	Fabian	Guevara	Stricklin	Bauman
4/16	Georgia Tech										
4/19	at Mississippi State*										
4/20	at Mississippi State*										
4/21	at Mississippi State*										
4/23	Florida A&M*										
4/26	at LSU*										
4/27	at LSU*										
4/28	at LSU*										
5/3	Ole Miss*										
5/4	Ole Miss*										
5/5	Ole Miss*										
5/7	at Georgia Tech										
5/10	at Missouri*										
5/11	at Missouri*										
5/12	at Missouri*										
5/14	vs. Samford										
5/16	Alabama*										
5/17	Alabama*										
5/18	Alabama*										

* - SEC Game

- SEC Tournament

AUBURN 2023 GAME-BY-GAME STARTERS

DATE	OPP	SP	C	1B	2B	3B	SS	LF	CF	RF	DH
2/16	Eastern Kentucky	Allsup	Irish	McMurray	Hernandez	Fabian	Weiss	Maners	Stanfield	Peirce	Miller
2/17	Eastern Kentucky	Gonzalez	Irish	McMurray	Hernandez	Green	Weiss	Maners	Stanfield	Peirce	Hall
2/18	Eastern Kentucky	Myers	Irish	McMurray	Hernandez	Fabian	Weiss	Maners	Stanfield	Peirce	Hall
2/20	UAB	McBride	Irish	McMurray	Hernandez	Fabian	Weiss	Maners	Stanfield	Peirce	Miller
2/23	vs. Iowa	Allsup	Irish	McMurray	Hernandez	Green	Weiss	Maners	Stanfield	Peirce	Hall
2/24	vs. Wichita State	Gonzalez	Stricklin	McMurray	Hernandez	Fabian	Weiss	Maners	Stanfield	Peirce	Irish
2/25	vs. Virginia	Myers	Irish	McMurray	Green	Fabian	Weiss	Maners	Stanfield	Peirce	Hall
2/27	Samford	McBride	Irish	McMurray	Hernandez	Fabian	Weiss	Maners	Stanfield	Peirce	Hall
3/2	UConn	Allsup	Irish	McMurray	Hernandez	Fabian	Weiss	Maners	Stanfield	Peirce	Edwards
3/2	UConn	Gonzalez	Stricklin	McMurray	Green	Fabian	Weiss	Peirce	Stanfield	Irish	Hall
3/3	UConn	Myers	Irish	McMurray	Hernandez	Fabian	Weiss	Maners	Stanfield	Peirce	Hall
3/6	Air Force	McBride	Irish	McMurray	Fabian	Miller	Weiss	Maners	Stanfield	Peirce	Hall
3/8	Austin Peay	Allsup	Irish	McMurray	Hernandez	Fabian	Weiss	Maners	Stanfield	Peirce	Hall
3/9	Austin Peay	Myers	Irish	McMurray	Hernandez	Fabian	Weiss	Maners	Stanfield	Belyeu	Hall
3/10	Austin Peay	Herberholz	Wright	McMurray	Fabian	Miller	Weiss	Maners	Stanfield	Irish	Edwards
3/12	vs. Troy	McBride	Wright	McMurray	Fabian	Miller	Green	Maners	Stanfield	Irish	Hall
3/15	at Vanderbilt*	Allsup	Irish	McMurray	Green	Fabian	Weiss	Maners	Stanfield	Peirce	Miller
3/16	at Vanderbilt*	Myers	Irish	McMurray	Hernandez	Fabian	Weiss	Maners	Stanfield	Peirce	Hall
3/17	at Vanderbilt*	Gonzalez	Wright	McMurray	Hernandez	Fabian	Weiss	Maners	Stanfield	Peirce	Irish
3/19	vs. South Alabama	Herberholz	Irish	McMurray	Hernandez	Fabian	Weiss	Maners	Stanfield	Peirce	Hall
3/21	Arkansas*	McBride	Irish	McMurray	Hernandez	Fabian	Weiss	Maners	Stanfield	Peirce	Hall
3/22	Arkansas*	Allsup	Irish	McMurray	Hernandez	Miller	Weiss	Maners	Stanfield	Peirce	Wright
3/23	Arkansas*	Gonzalez	Irish	McMurray	Hernandez	Fabian	Weiss	Maners	Stanfield	Peirce	Wright
3/26	Jacksonville State	Herberholz	Irish	McMurray	Hernandez	Miller	Weiss	Belyeu	Stanfield	Peirce	Maners
3/28	at Texas A&M*	McBride	Irish	McMurray	Hernandez	Green	Weiss	Maners	Stanfield	Peirce	Wright
3/29	at Texas A&M*	Allsup	Irish	McMurray	Hernandez	Fabian	Weiss	Belyeu	Stanfield	Peirce	Maners
3/30	at Texas A&M*	Gonzalez	Stricklin	McMurray	Hernandez	Green	Weiss	Maners	Stanfield	Peirce	Irish
4/3	at UAB	Herberholz	Irish	McMurray	Green	Guevara	Weiss	Maners	Stanfield	Peirce	Hall
4/5	Tennessee*	Watts	Irish	McMurray	Green	Guevara	Weiss	Maners	Belyeu	Peirce	Hall
4/6	Tennessee*	McBride	Irish	McMurray	Hernandez	Fabian	Weiss	Maners	Stanfield	Belyeu	Hall
4/7	Tennessee*	Cannon	Wright	McMurray	Green	Guevara	Weiss	Maners	Stanfield	Irish	Miller
4/9	Alabama State	Herberholz	Wright	McMurray	Guevara	Miller	Weiss	Maners	Stanfield	Belyeu	Hall
4/11	Kentucky*	Watts	Stricklin	McMurray	Fabian	Miller	Weiss	Maners	Stanfield	Belyeu	Irish
4/12	Kentucky*	Allsup	Stricklin	McMurray	Fabian	Guevara	Weiss	Maners	Stanfield	Peirce	Miller
4/13	Kentucky*	Bauman	Stricklin	McMurray	Fabian	Guevara	Weiss	Belyeu	Stanfield	Peirce	Hall
4/16	Georgia Tech										
4/19	at Mississippi State*										
4/20	at Mississippi State*										
4/21	at Mississippi State*										
4/23	Florida A&M*										
4/26	at LSU*										
4/27	at LSU*										
4/28	at LSU*										
5/3	Ole Miss*										
5/4	Ole Miss*										
5/5	Ole Miss*										
5/7	at Georgia Tech										
5/10	at Missouri*										
5/11	at Missouri*										
5/12	at Missouri*										
5/14	vs. Samford										
5/16	Alabama*										
5/17	Alabama*										
5/18	Alabama*										

* - SEC Game

- SEC Tournament

OVERALL STATS



**2024 Auburn Baseball
Overall Statistics for Auburn (as of Apr 13, 2024)
(All games Sorted by Batting avg)**



Record: 18-17 Home: 13-10 Away: 1-6 Neutral: 4-1 SEC: 2-13

Player	avg	gp-gs	ab	r	h	2b	3b	hr	rbi	tb	slg%	bb	hp	so	gdp	ob%	sf	sh	sb-att	po	a	e	fld%	
26 McMurray, Cooper	.350	35-35	123	29	43	10	0	12	47	89	.724	27	6	35	0	.478	3	0	0-0	242	17	4	.985	
18 Irish, Ike	.344	33-32	131	38	45	9	1	11	47	89	.679	16	4	23	1	.422	3	1	5-5	231	18	2	.992	
21 Maners, Mason	.306	34-33	111	34	34	8	2	6	14	64	.577	19	6	30	2	.431	1	3	5-5	57	0	1	.983	
2 Weiss, Cooper	.301	34-34	123	31	37	8	0	3	25	54	.439	28	3	32	1	.428	5	6	24-28	32	65	1	.990	
3 Stanfield, Chris	.268	34-34	112	19	30	5	1	2	13	43	.384	18	4	22	2	.377	4	1	6-7	70	1	2	.973	
7 Fabian, Deric	.233	32-25	86	16	20	3	0	5	23	38	.442	18	1	24	2	.368	1	1	4-4	21	51	5	.935	
19 Hall, Christian	.226	27-19	62	12	14	2	0	6	16	34	.548	19	1	22	1	.400	3	0	0-0	0	0	0	.000	
27 Peirce, Bobby	.224	29-28	107	25	24	2	2	5	20	45	.421	16	5	31	2	.352	0	0	4-5	73	4	1	.987	
5 Hernandez, Javon	.187	29-22	75	12	14	2	1	0	5	18	.240	10	1	11	3	.287	1	2	7-8	29	52	3	.964	

51 Mauldin, Ty	.500	3-0	2	0	1	0	0	0	0	1	.500	0	0	0	0	.500	0	0	0-0	1	0	0	1.000	
11 Miller, Gavin	.320	21-12	50	13	16	5	0	3	9	30	.600	7	1	11	1	.414	0	0	0-0	9	9	2	.900	
14 Belyeu, Cade	.281	20-8	32	12	9	4	1	3	7	24	.750	4	5	12	0	.429	1	0	1-2	16	1	0	1.000	
6 Stricklin, Cale	.273	7-6	11	4	3	0	0	0	3	3	.273	5	2	0	0	.556	0	0	0-0	36	5	0	1.000	
4 Wright, Carter	.243	14-8	37	5	9	3	0	0	4	12	.324	4	1	5	0	.333	0	0	1-1	52	5	0	1.000	
1 Green, Caden	.219	20-11	32	5	7	0	0	2	3	13	.406	1	2	6	0	.278	1	1	0-0	8	19	3	.900	
8 Guevara, Eric	.211	7-6	19	2	4	1	0	1	2	8	.421	4	0	6	1	.348	0	0	0-0	5	7	2	.857	
16 Edwards, Cole	.100	8-2	10	1	1	0	0	0	0	1	.100	1	0	3	1	.182	0	0	0-0	0	0	1	.000	
10 Freeman, Kaleb	.000	5-0	5	0	0	0	0	0	1	0	.000	0	0	2	0	.000	1	0	0-0	0	2	0	1.000	
52 Robertson, Sam	.000	6-0	0	2	0	0	0	0	0	0	.000	0	1	0	0	1.000	0	0	3-3	0	0	0	.000	
Totals	.276	35	1128	260	311	62	8	59	239	566	.502	197	43	275	17	.396	24	15	60-68	900	290	32	.974	
Opponents	.283	35	1206	227	341	68	5	59	216	596	.494	144	44	312	13	.377	9	11	37-50	868	273	35	.970	

LOB - Team (280), Opp (287). DPs turned - Team (20), Opp (19). CI - Team (0), Opp (1). IBB - Team (3), McMurray, C. 1, Irish, I. 1, Hall, C. 1, Opp (1). Picked off - Stanfield, C 1.

(All games Sorted by Earned run avg)

Player	era	w-l	app	gs	cg	sho	sv	ip	h	r	er	bb	so	2b	3b	hr	b/avg	wp	hp	bks	sfa	sha		
24 Myers, Carson	4.13	2-3	9	5	0	0/0	0	32.2	34	15	15	18	24	4	1	5	.268	0	3	0	1	0		
29 Herberholz,Christia	5.00	1-1	9	5	0	0/0	1	27.0	30	16	15	8	35	8	1	3	.278	5	2	0	0	3		
38 McBride, Conner	5.34	3-2	8	7	0	0/0	0	32.0	30	19	19	12	31	6	0	8	.254	2	3	1	2	1		
46 Allsup, Chase	7.46	1-3	9	8	0	0/0	0	41.0	55	37	34	12	43	13	1	12	.316	4	2	0	2	1		

12 Nelson, Drew	0.00	0-0	1	0	0	0/0	0	0.2	1	0	0	1	1	0	0	0	.333	2	0	0	0	0		
41 Armstrong, John	2.70	0-1	13	0	0	0/0	2	23.1	17	8	7	12	29	1	0	4	.202	2	2	0	1	1		
22 Murphy, Hayden	4.05	0-0	7	0	0	0/0	0	6.2	7	4	3	5	7	0	0	0	.292	1	1	0	0	1		
23 Carlson, Parker	4.70	2-1	12	0	0	0/0	0	15.1	15	9	8	9	15	4	0	2	.246	3	3	0	0	0		
25 Bauman, Tanner	5.21	2-1	15	1	0	0/0	0	19.0	16	11	11	9	25	1	0	2	.222	1	5	0	0	1		
43 Petrovic, Alex	5.73	0-0	7	0	0	0/0	0	11.0	15	8	7	3	17	5	0	5	.313	0	1	0	0	1		
20 Watts, Dylan	5.94	0-0	10	2	0	0/0	1	16.2	26	16	11	2	19	8	0	2	.351	1	3	0	2	0		
77 Crotchfelt, Zach	6.14	1-1	7	0	0	0/0	0	7.1	10	6	5	6	10	0	1	2	.323	2	2	0	0	1		
32 Graves, Griffin	6.23	1-0	4	0	0	0/0	0	4.1	5	4	3	5	7	1	0	1	.278	0	0	0	1	0		
33 Cannon, Will	7.56	0-1	11	1	0	0/0	1	16.2	18	14	14	9	18	1	0	5	.273	1	3	0	0	0		
40 Tilly, Cam	8.66	3-1	11	0	0	0/0	0	17.2	18	18	17	11	15	3	1	1	.254	5	5	0	0	0		
45 Gonzalez, Joseph	9.28	2-1	7	6	0	0/0	0	21.1	31	27	22	14	10	7	0	5	.330	0	7	0	0	0		
13 Schorr, Ben	9.82	0-1	7	0	0	0/0	0	3.2	5	4	4	1	2	1	0	2	.357	2	0	0	0	1		
54 Copeland, Konner	18.00	0-0	1	0	0	0/0	0	1.0	2	2	2	2	3	1	0	0	.400	0	0	0	0	0		
47 Keshock, Cameron	20.25	0-0	2	0	0	0/0	0	1.1	2	3	3	2	1	2	0	0	.333	0	1	0	0	0		
53 Keplinger, Konner	20.25	0-0	2	0	0	0/0	0	1.1	4	6	3	3	0	2	0	0	.500	1	1	0	0	0		
Totals	6.06	18-17	35	35	0	0/0	5	300.0	341	227	202	144	312	68	5	59	.283	32	44	1	9	11		
Opponents	7.34	17-18	35	35	1	1/1	8	289.1	311	260	236	197	275	62	8	59	.276	26	43	10	24	15		

PB - Team (4), Irish, I. 3, Wright, C. 1, Opp (1). Pickoffs - Team (0), Opp (1). SBA/ATT - Irish, I. (21-30), Stricklin, C (10-12), Myers, C. (7-9), McBride, C. (4-7), Wright, C. (6-6), Allsup, C. (5-6), Gonzalez, J. (5-5), Carlson, P. (2-4), Herberholz,C (2-4), Cannon, W. (3-4), Watts, D. (2-3), Tilly, C. (2-2), Bauman, T. (1-2), Crotchfelt,Z (2-2), Murphy, H. (2-2).

MIDWEEK STATS



**2024 Auburn Baseball
Overall Statistics for Auburn (as of Apr 15, 2024)
(Sorted by Batting avg)**



Record: 7-1 Home: 4-1 Away: 1-0 Neutral: 2-0 SEC: 0-0

Player	avg	gp-gs	ab	r	h	2b	3b	hr	rbi	tb	slg%	bb	hp	so	gdp	ob%	sf	sh	sb-att	po	a	e	fld%
27 Peirce, Bobby	.381	6-6	21	7	8	0	1	1	4	13	.619	5	2	7	1	.536	0	0	0-1	19	0	0	1.000
18 Irish, Ike	.333	7-7	27	7	9	4	0	2	11	19	.704	1	2	5	0	.364	3	1	1-1	65	4	0	1.000
11 Miller, Gavin	.333	6-5	15	3	5	2	0	0	1	7	.467	4	1	4	0	.500	0	0	0-0	3	5	0	1.000
2 Weiss, Cooper	.292	7-7	24	9	7	0	0	1	5	10	.417	9	1	5	0	.500	0	1	13-13	4	7	0	1.000
26 McMurray, Cooper	.286	8-8	28	8	8	1	0	3	12	18	.643	4	3	3	0	.417	1	0	0-0	51	1	0	1.000
21 Maners, Mason	.276	8-8	29	9	8	2	1	2	4	18	.621	7	1	8	0	.432	0	0	1-1	13	0	0	1.000
3 Stanfield, Chris	.259	8-8	27	4	7	2	0	1	3	12	.444	4	0	5	1	.344	1	0	3-4	16	0	1	.941
19 Hall, Christian	.211	6-6	19	3	4	1	0	2	5	11	.579	5	0	9	0	.360	1	0	0-0	0	0	0	.000
7 Fabian, Deric	.111	8-5	18	4	2	0	0	2	6	8	.444	5	1	5	0	.320	1	0	2-2	4	12	0	1.000

16 Edwards, Cole	.500	2-0	2	0	1	0	0	0	0	1	.500	0	0	0	0	.500	0	0	0-0	0	0	0	.000
14 Belyeu, Cade	.375	5-2	8	4	3	2	1	0	0	7	.875	2	1	1	0	.545	0	0	0-0	1	0	0	1.000
4 Wright, Carter	.286	4-2	7	2	2	1	0	0	2	3	.429	3	0	0	0	.500	0	0	0-0	18	2	0	1.000
1 Green, Caden	.250	5-2	8	1	2	0	0	1	2	5	.625	0	0	0	0	.222	1	0	0-0	3	5	0	1.000
5 Hernandez, Javon	.222	5-4	9	1	2	0	0	0	2	2	.222	3	0	3	1	.417	0	2	3-3	5	9	1	.933
8 Guevara, Eric	.167	3-2	6	0	1	0	0	0	0	1	.167	3	0	3	0	.444	0	0	0-0	3	3	2	.750
10 Freeman, Kaleb	.000	1-0	1	0	0	0	0	0	0	0	.000	0	0	0	0	.000	0	0	0-0	0	0	0	.000
52 Robertson, Sam	.000	3-0	0	0	0	0	0	0	0	0	.000	0	0	0	0	.000	0	0	1-1	0	0	0	.000
6 Stricklin, Cale	.000	1-0	0	0	0	0	0	0	0	0	.000	0	0	0	0	.000	0	0	0-0	2	0	0	1.000
51 Mauldin, Ty	.000	1-0	0	0	0	0	0	0	0	0	.000	0	0	0	0	.000	0	0	0-0	1	0	0	1.000
Totals	.277	8	249	62	69	15	3	15	57	135	.542	55	12	58	3	.420	8	4	24-26	210	56	5	.982
Opponents	.205	8	254	22	52	10	0	7	20	83	.327	21	5	85	2	.276	3	3	6-8	192	63	11	.959

LOB - Team (74), Opp (54). DPs turned - Team (3), Opp (4). IBB - Team (1), McMurray, C. 1.

(Sorted by Earned run avg)

Player	era	w-l	app	gs	cg	sho	sv	ip	h	r	er	bb	so	2b	3b	hr	b/avg	wp	hp	bks	sfa	sha	
38 McBride, Conner	2.41	3-0	4	4	0	0/0	0	18.2	12	5	5	4	15	2	0	2	.185	1	2	1	1	1	
29 Herberholz,Christia	4.30	1-0	4	4	0	0/0	0	14.2	15	7	7	5	18	4	0	1	.263	2	0	0	0	0	

23 Carlson, Parker	0.00	1-0	4	0	0	0/0	0	5.1	2	0	0	2	7	0	0	0	.118	0	1	0	0	0	
25 Bauman, Tanner	0.00	0-0	4	0	0	0/0	0	3.1	3	0	0	1	8	0	0	0	.231	1	0	0	0	0	
22 Murphy, Hayden	0.00	0-0	3	0	0	0/0	0	3.1	2	1	0	1	4	0	0	0	.182	0	0	0	0	0	
41 Armstrong, John	0.00	0-0	2	0	0	0/0	0	2.0	0	0	0	1	2	0	0	0	.000	0	0	0	0	1	
47 Keshock, Cameron	0.00	0-0	1	0	0	0/0	0	1.0	0	0	0	0	1	0	0	0	.000	0	0	0	0	0	
40 Tilly, Cam	0.00	0-0	1	0	0	0/0	0	1.0	0	0	0	0	1	0	0	0	.000	0	0	0	0	0	
43 Petrovic, Alex	1.69	0-0	3	0	0	0/0	0	5.1	4	1	1	1	9	1	0	1	.190	0	0	0	0	0	
32 Graves, Griffin	3.00	1-0	3	0	0	0/0	0	3.0	4	2	1	3	4	1	0	0	.308	0	0	0	1	0	
20 Watts, Dylan	3.18	0-0	5	0	0	0/0	1	5.2	4	2	2	1	6	1	0	0	.200	0	0	0	1	0	
77 Crotchfelt, Zach	4.91	1-1	3	0	0	0/0	0	3.2	3	2	2	2	5	0	0	2	.231	0	1	0	0	1	
33 Cannon, Will	6.00	0-0	2	0	0	0/0	0	3.0	3	2	2	0	5	1	0	1	.250	0	1	0	0	0	
Totals	2.57	7-1	8	8	0	0/0	1	70.0	52	22	20	21	85	10	0	7	.205	4	5	1	3	3	
Opponents	7.88	1-7	8	8	0	0/0	1	64.0	69	62	56	55	58	15	3	15	.277	8	12	1	8	4	

PB - Team (0), Opp (1). SBA/ATT - Irish, I. (6-8), Herberholz,C (2-4), McBride, C. (3-3), Cannon, W. (1-1).

GAME SUMMARY



**2024 Auburn Baseball
Games Summary for Auburn (as of Apr 13, 2024)
(All games)**



Score by innings	1	2	3	4	5	6	7	8	9	EX	Total
Auburn	43	31	36	30	24	35	22	29	10	0	260
Opponents	32	33	25	26	26	32	18	20	14	1	227

Record when ...

Overall	18-17	After 6 leading	15-2
Conference	2-13 trailing	3-14
Non-Conference	16-4 tied	0-1
Home games	13-10	After 7 leading	12-0
Away games	1-6 trailing	1-13
Neutral site	4-1 tied	1-2
Day games	10-8	After 8 leading	13-0
Night games	8-9 trailing	0-13
vs Left starter	6-8 tied	1-1
vs Right starter	12-9		
1-Run games	2-5	Hit 0 home runs	1-7
2-Run games	2-2	... 1 home run	2-3
5+Run games	12-7	... 2+ home runs	15-7
Extra innings	0-1		
Shutouts	0-1	Opponent 0 home runs	5-2
	 1 home run	10-4
	 2+ HRs	3-11
Scoring 0-2 runs	1-5		
..... 3-5 runs	0-6		
..... 6-9 runs	11-6	Made 0 errors	9-5
..... 10+ runs	6-0 1 error	7-8
	 2+ errors	2-4
Opponent 0-2 runs	7-1		
..... 3-5 runs	7-1	Opp. made 0 errors	5-5
..... 6-9 runs	4-7 1 error	9-8
..... 10+ runs	0-8 2+ errors	4-4
Scored in 1st inning	12-7	Out-hit opponent	12-2
Opp. scored in 1st	8-7	Out-hit by opponent	4-15
Scores first	8-8	Hits are tied	2-0
Opp. scores first	10-9		

Record when team scores:

Runs	0	1	2	3	4	5	6	7	8	9	10+
W-L	0-1	0-2	1-2	0-0	0-2	0-4	1-2	3-1	5-2	2-1	6-0

Record when opponent scores:

Runs	0	1	2	3	4	5	6	7	8	9	10+
W-L	0-0	4-1	3-0	2-1	2-0	3-0	3-3	0-0	1-1	0-3	0-8

Record when leading after:

Inn.	1	2	3	4	5	6	7	8
W-L	8-4	11-3	13-3	14-4	14-3	15-2	12-0	13-0

Record when trailing after:

Inn.	1	2	3	4	5	6	7	8
W-L	3-7	2-11	3-12	4-12	4-11	3-14	1-13	0-13

Record when tied after:

Inn.	1	2	3	4	5	6	7	8
W-L	7-6	5-3	2-2	0-1	0-3	0-1	1-2	1-1

Current losing streak: 6
 Longest winning streak: 6
 Longest losing streak: 6

Home attendance : 96742 (23 dates avg = 4206)
 Away attendance : 50705 (12 dates avg = 4225)
 Total attendance: 147447 (35 dates avg = 4212)

2023 vs. GEORGIA TECH



**2023 Auburn Baseball
Overall Statistics for Auburn (as of Apr 15, 2024)
(vs. Georgia Tech Sorted by Batting avg)**



Record: 1-1 Home: 1-0 Away: 0-1 SEC: 0-0

Player	avg	gp-gs	ab	r	h	2b	3b	hr	rbi	tb	slg%	bb	hp	so	gdp	ob%	sf	sh	sb-att	po	a	e	fld%
27 Peirce, Bobby	1.000	1-1	5	3	5	1	1	0	1	8	1.600	0	0	0	0	1.000	0	0	0-0	1	0	0	1.000
2 Hall, Josh	.600	2-1	5	0	3	0	0	0	2	3	.600	1	0	2	0	.667	0	0	0-0	1	0	0	1.000
18 Irish, Ike	.500	2-2	10	1	5	1	0	0	2	6	.600	1	1	2	0	.583	0	0	0-0	8	0	0	1.000
31 Bello, Mike	.500	1-0	4	0	2	0	0	0	1	2	.500	0	0	0	0	.500	0	0	0-0	2	0	0	1.000
14 Kirby, Justin	.455	2-2	11	4	5	2	0	1	3	10	.909	1	0	2	0	.500	0	0	1-1	1	0	0	1.000
11 Miller, Gavin	.400	1-1	5	2	2	1	0	0	2	3	.600	2	0	2	0	.571	0	0	0-0	0	4	0	1.000
8 Ware, Bryson	.273	2-2	11	3	3	0	0	1	4	6	.545	0	0	3	0	.250	1	0	0-0	3	3	0	1.000
5 Howell, Kason	.273	2-2	11	3	3	2	0	0	1	5	.455	1	0	3	0	.333	0	0	0-0	12	0	0	1.000
1 Green, Caden	.200	2-2	10	0	2	0	0	0	2	2	.200	1	1	2	1	.333	0	0	0-0	4	8	0	1.000
7 Foster, Cole	.167	1-1	6	1	1	1	0	0	0	2	.333	0	0	2	2	.167	0	0	0-0	2	4	0	1.000
24 LaRue, Nate	.000	2-2	5	0	0	0	0	0	0	0	.000	0	0	4	0	.000	0	0	0-0	10	1	0	1.000
26 McMurray, Cooper	.000	1-1	4	0	0	0	0	0	0	0	.000	1	0	2	0	.200	0	0	0-0	6	1	0	1.000
4 Wright, Carter	.000	2-0	3	1	0	0	0	0	0	0	.000	2	0	0	1	.400	0	0	0-0	14	1	0	1.000

10 Wortham, Brody	1.000	1-0	1	0	1	0	0	0	1	1	1.000	0	0	0	0	1.000	0	0	0-0	0	0	0	.000
3 Stanfield, Chris	.333	2-1	3	2	1	0	0	0	0	1	.333	0	0	0	0	.333	0	0	0-0	0	0	0	.000
16 Hill, Cam	.000	1-0	1	0	0	0	0	0	0	0	.000	0	0	0	0	.000	0	0	0-0	0	0	0	.000
Totals	.347	2	95	20	33	8	1	2	19	49	.516	10	2	24	4	.417	1	0	1-1	65	24	0	1.000
Opponents	.370	2	92	23	34	11	0	3	22	54	.587	13	1	22	3	.449	1	0	1-3	65	21	3	.966

LOB - Team (23), Opp (19). DPs turned - Team (3), Opp (4). IBB - Team (0), Opp (2).

(vs. Georgia Tech Sorted by Earned run avg)

Player	era	w-l	app	gs	cg	sho	sv	ip	h	r	er	bb	so	2b	3b	hr	b/avg	wp	hp	bks	sfa	sha
29 Herberholz,Christia	0.00	0-0	1	0	0	0/0	0	2.0	0	0	0	1	1	0	0	0	.000	0	0	0	1	0
43 Isbell, Chase	0.00	1-0	1	0	0	0/0	0	2.0	1	0	0	0	2	0	0	0	.167	0	0	0	0	0
25 Bauman, Tanner	0.00	0-0	2	0	0	0/0	0	2.0	3	0	0	1	2	0	0	0	.333	0	0	0	0	0
17 Horne, Trevor	5.40	0-0	1	0	0	0/0	0	1.2	3	1	1	0	1	0	0	0	.375	0	0	0	0	0
33 Cannon, Will	9.00	0-1	2	0	0	0/0	0	4.0	3	4	4	3	5	2	0	1	.214	0	1	0	0	0
41 Armstrong, John	9.00	0-0	2	0	0	0/0	0	2.0	4	2	2	1	5	0	0	0	.400	0	0	0	0	0
54 Copeland, Konner	16.20	0-0	2	0	0	0/0	0	3.1	10	6	6	3	2	5	0	0	.588	0	0	0	0	0
46 Allsup, Chase	22.09	0-0	2	1	0	0/0	0	3.2	9	9	9	4	3	3	0	2	.474	1	0	0	0	0

21 Vail, Tommy	9.00	0-0	1	1	0	0/0	0	1.0	1	1	1	0	1	1	0	0	.250	0	0	0	0	0
Totals	9.55	1-1	2	2	0	0/0	0	21.2	34	23	23	13	22	11	0	3	.370	1	1	0	1	0
Opponents	7.89	1-1	2	2	0	0/0	0	21.2	33	20	19	10	24	8	1	2	.347	2	2	0	1	0

PB - Team (2), LaRue, N. 1, Wright, C. 1, Opp (1). Pickoffs - Team (1), Copeland, K. 1. SBA/ATT - LaRue, N. (1-2), Allsup, C. (0-1), Cannon, W. (1-1), Copeland, K. (0-1).

TV/RADIO ROSTER



1 CADEN GREEN



2 COOPER WEISS



3 CHRIS STANFIELD



4 CARTER WRIGHT



5 JAVON HERNANDEZ



6 CALE STRICKLIN



7 DERIC FABIAN



8 ERIC GUEVARA



10 KALEB FREEMAN



11 GAVIN MILLER



12 DREW NELSON



13 BEN SCHORR




14 CADE BELYEU



16 COLE EDWARDS



18 IKE IRISH



19 CHRISTIAN HALL



20 DYLAN WATTS



21 MASON MANERS



22 HAYDEN MURPHY



23 PARKER CARLSON



24 CARSON MYERS



25 TANNER BAJMAN



26 COOPER MCMURRAY



27 BOBBY PEIRCE



29 CHRISTIAN HERBERHOLZ



32 GRIFFIN GRAVES



33 WILL CANNON



38 CONNER MCBRIDE




40 CAM TILLY



41 JOHN ARMSTRONG



43 ALEX PETROVIC



45 JOSEPH GONZALEZ



46 CHASE ALLSUP



47 CAMERON KESHOCK



49 DREW SOFIELD



51 TY MAULDIN



52 SAM ROBERTSON



53 KONNER KEPLINGER



54 KONNER COPELAND



77 ZACH CROTCHFELT



30 BUTCH THOMPSON



36 KARL NONEMAKER



39 GABE GROSS



17 EVERETT TEAFORD