



# 2024 AUBURN SOFTBALL

#WarEagle | 17 All-Americans • Two SEC Tournament Championships • 2015, 2016 Women's College World Series

Softball Contact | Taylor Shirey • @taylor\_shirey14 • trs0010@auburn.edu • (C) 334-750-0710

Auburn Athletics Communications | 392 South Donahue Drive • Auburn, AL 36830 • AuburnTigers.com • @AuburnSoftball

## 2024 SCHEDULE/RESULTS

Date	Opponent	Time/Network/Result
Feb. 9	! (RV)/#23 VIRGINIA TECH	L, 1-8 (8)
Feb. 9	! BELMONT	W, 6-1
Feb. 10	! (RV)/#23 VIRGINIA TECH	T, 5-5 (6)
Feb. 14	\$ vs. (RV) Wichita State	W, 8-6 (8)
Feb. 15	\$ vs. UC Davis	W, 6-3
Feb. 15	\$ vs. #13/16 Utah	W, 1-0
Feb. 23	^ SEMO	W, 8-0 (5)
Feb. 24	^ UNI	L, 2-4
Feb. 24	^ SEMO	W, 13-5 (5)
Feb. 25	^ UNI	W, 1-0
Feb. 29	GEORGIA STATE	W, 8-0 (6)
March 2	& (RV)/(RV) NORTHWESTERN	W, 1-0
March 2	& USC UPSTATE	W, 10-4
March 3	& NORTH TEXAS	W, 8-0 (6)
March 3	& USC UPSTATE	W, 8-4
March 8	* at #12/12 Missouri	L, 2-5
March 9	* at #12/12 Missouri	L, 0-5
March 10	* at #12/12 Missouri	W, 4-0
March 16	* #20/20 ARKANSAS	L, 1-6
March 16	* #20/20 ARKANSAS	L, 1-5
March 17	* #20/20 ARKANSAS	W, 2-1
March 19	* at Troy	W, 4-3 (10)
March 22	* at #12/14 Texas A&M	L, 1-5
March 23	* at #12/14 Texas A&M	L, 2-3
March 24	* at #12/14 Texas A&M	L, 6-14 (5)
March 29	* #4/4 TENNESSEE	L, 1-5
March 30	* #4/4 TENNESSEE	L, 4-8
March 31	* #4/4 TENNESSEE	W, 4-1
April 3	^ SAMFORD	W, 8-0 (5)
April 5	% LOUISIANA TECH	W, 9-1 (5)
April 5	% GEORGIA TECH	W, 4-3
April 6	% LOUISIANA TECH	W, 5-0
April 6	% GEORGIA TECH	L, 9-10
April 9	* UAB	W, 9-0 (5)
April 12	* at #6/6 LSU	W, 3-2
April 13	* at #6/6 LSU	L, 0-2
April 14	* at #6/6 LSU	W, 3-1
April 20	* #24/23 KENTUCKY	3:00 P.M. (SECN)
April 21	* #24/23 KENTUCKY	6:00 P.M. (SECN)
April 22	* #24/23 KENTUCKY	6:00 P.M. (SECN)
April 26	* at Ole Miss	5:00 P.M. (SECN)
April 27	* at Ole Miss	3:00 P.M. (SECN+)
April 28	* at Ole Miss	12:00 P.M. (SECN)
May 2	* ALABAMA	7:00 P.M. (ESPNU)
May 3	* ALABAMA	5:00 P.M. (SECN)
May 4	* ALABAMA	11:00 A.M. (SECN)
May 7-11	# SEC TOURNAMENT	TBA
May 16-19	NCAA REGIONAL	TBA
May 23-26	NCAA SUPER REGIONAL	TBA
May 30-June 7	WOMEN'S COLLEGE WORLD SERIES	TBA

**BOLD** indicates home contest | All times listed in Central and subject to change

\* - Southeastern Conference Game | ! - Tiger Invite (Auburn, Ala.)

\$ - Puerto Vallarta College Challenge (Puerto Vallarta, Mexico)

^ - Plainsman Invitational (Auburn, Ala.) | & - Jane B. Moore Memorial (Auburn, Ala.)

% - War Eagle Classic (Auburn, Ala.) | # - SEC Tournament (Auburn, Ala.)

## KENTUCKY

### AUBURN TIGERS

**RECORD:** 23-13-1 (5-10 SEC)

**RANKINGS:** RV NFCA | RV USA Softball | NR DI Softball | RV Softball America

**HEAD COACH:** Mickey Dean (Elon, 1987)

**CAREER RECORD:** 707-294-1 (18th Season)

**RECORD AT AUBURN:** 229-123-1 (7th Season)



### KENTUCKY WILDCATS

**RECORD:** 27-15 (5-10 SEC)

**RANKINGS:** #24 NFCA | #23 USA Softball | #24 DI Softball | #25 Softball America

**HEAD COACH:** Rachel Lawson (Massachusetts, 1994)

**CAREER RECORD:** 682-437-1 (20th Season)

**RECORD AT KENTUCKY:** 590-353-1 (17th Season)



## FIRST PITCH

**TELEVISION:** SEC Network

**TALENT:** Courtney Lyle & Danielle Lawrie

**RADIO:** Brit Bowen & Brant Daughtry [Saturday]

Brit Bowen & Gehrig Gesch [Sunday]

Brit Bowen & Riley Kelton [Monday]

WEGL 91.1 FM

Auburn Sports Network

**LOCATION:** Auburn, Alabama

**STADIUM:** Jane B. Moore Field (2,316)

### WEATHER FORECAST

**SATURDAY:** 80 Degrees - Scattered Thunderstorms (60%)

**SUNDAY:** 69 Degrees - Rain (90%)

**MONDAY:** 71 Degrees - Partly Cloudy (10%)

## LEADING OFF

- Looking to keep momentum rolling, Auburn softball searches for its second straight SEC series win when the Tigers host No. 24 Kentucky for a three-game series at Jane B. Moore Field this weekend. Auburn leads the all-time series 44-22, which includes a 25-6 record in games played in Auburn. The Tigers have won three straight series versus Kentucky at Jane B. Moore Field with the last home series loss coming in 2012.
- Off the heels of its first SEC series win, Auburn took two games at No. 6 LSU to win its first series in Baton Rouge since 2015. It also marked the first time Auburn has won back-to-back series over LSU since the 2015 and 2016 seasons.
- Going the distance to take down No. 6 LSU 3-1 to clinch the series win, Shelby Lowe tossed her first seven-inning complete game in SEC play since May 2, 2021 versus Tennessee.
- Testing the team early through the first two months of the season, Auburn boasts the second toughest schedule in the country behind only Baylor. Auburn's opponents currently hold a .671 winning percentage in 2024.
- Keeping it in the park has been key in Auburn's win this season. The Tigers are 16-0 in games where their opponents do not hit a home run.
- Now part of two perfect games this season, Maddie Penta is the lone Tiger in program history to have multiple perfect games to her credit.
- Auburn's 4-1 win over No. 4 Tennessee snapped the Lady Vols' 20-game win streak, which was the longest active win streak in the country at the time. It was Auburn's first win over a top-five opponent since the Tigers took down No. 5 Tennessee 3-0 in Knoxville on April 7, 2019.
- Auburn softball legend Kasey Cooper was inducted into the Tiger Trail of Auburn Class of 2024 on April 6, joining former teammate and Auburn associate head coach Emily Carosone as the only two softball student-athletes to earn their stars in downtown Auburn.
- Head Coach Mickey Dean returns after leading the program to its ninth consecutive NCAA Tournament appearances. In his 17th season of collegiate softball, Dean recorded his 700th career win in Auburn's 4-1 victory over No. 4 Tennessee. Dean is one of 43 active Division I coaches with 700 career wins.

## BY THE NUMBERS

**2** For the first time in program history, Auburn has recorded multiple perfect games in the same season with two. The Tiger staff combined for a five-inning perfect game on April 3 versus Samford.

**73** Behind a 2-1 victory over Arkansas, Maddie Penta became Auburn softball's winningest pitcher with her 68th career wins. She currently has 73 career victories.

**4** Eying a historic milestone, Auburn needs just four more wins over the course of the 2024 season to secure the 1,000th win in program history

#WarEagle



AuburnTigers.com



@AuburnSoftball | @AuburnTigers



/AuburnSoftball  
/AuburnTigers

**TEAM SCHEDULE AND MEDIA AVAILABILITY » WEEK OF APRIL 8-14**

MONDAY April 15	TUESDAY April 16	WEDNESDAY April 17	THURSDAY April 18	FRIDAY April 19	SATURDAY April 20	SUNDAY April 21
<b>OFF DAY</b>	<b>PRACTICE</b> 3 p.m. to 7 p.m. CT	<b>PRACTICE</b> 3 p.m. to 7 p.m. CT	<b>PRACTICE</b> 3 p.m. to 7 p.m. CT	<b>PRACTICE</b> 3 p.m. to 7 p.m. CT	<b>GAME</b> vs. Kentucky 3 p.m.	<b>GAME</b> vs. Kentucky 6-p.m.
<b>NO MEDIA</b>	<b>INTERVIEWS BY REQUEST</b>	<b>INTERVIEWS BY REQUEST</b>	<b>INTERVIEWS BY REQUEST</b>	<b>INTERVIEWS BY REQUEST</b>	<b>INTERVIEWS POSTGAME</b>	<b>INTERVIEWS POSTGAME</b>

**AUBURN ATHLETICS COMMUNICATIONS**

**AUBURNTIGERS.COM**

For updated game notes, statistics and latest information on Auburn softball and Auburn Athletics, visit AuburnTigers.com.

**INTERVIEW POLICY**

Coach Dean, assistant coaches and select student-athletes are available for interviews by contacting Taylor Shirey in the communications office. Media availabilities will be conducted in person at approximately 2:30 p.m. CT prior to Tuesday or Wednesday practices throughout the season unless otherwise specified. Specific interview request should be made at least 24 hours in advance to ensure availability. Additional requests will be granted based on student-athlete availability throughout the week.

All student-athlete interview request must be submitted to Taylor Shirey of the communications office.

Postgame interviews with Coach Dean and requested players will be conducted in-person following a brief cool-down period. Interview will be conducted outside Gregg E. Heim Player Development Center.

**CREDENTIALS**

Media members wishing to cover Auburn softball should contact Taylor Shirey at least 24 hours prior to each home contest. All credentials will be issued on a game-by-game basis. No passes will be issued in advance. Credentials will be available for pick up on game days at Media Will Call located at the main entrance of Jane B. Moore Field. Windows inside the press box will be open at all times, regardless of

weather. Please dress accordingly. Limited field access will be granted for photography and videography.

**GAME DAY / PRESS SERVICES**

Press releases, statistics and game information will be available each week via AuburnTigers.com/Softball. Media members may request to be added to email lists to automatically receive up-to-date information on Auburn softball. Notes and statistics will be available digitally. A limited number of printed copies of game notes, statistics, lineups and final box scores will be available on game days. Wireless internet is available in the press box. Contact Taylor Shirey for password information. Video highlights will also be posted to ImagenCloud.

The pressbox at Jane B. Moore Field will be open to working media for one hour following the conclusion of the game.

**VIDEO SERVICES**

FTP feeds of select Auburn softball highlights are available for the media. A number of studio and satellite services may be arranged for electronic media by emailing T.J. Johnson at tdj0023@auburn.edu.

**PHOTOGRAPHY**

For photos of Auburn softball or Auburn Athletics, contact Taylor Shirey via email at trs0010@auburn.edu. Credentials to shoot Auburn softball will be issued to only accredited photographers on assignment. Photographers may only shoot in the designated areas.

**QUICK FACTS**

**UNIVERSITY INFORMATION**

City \_\_\_\_\_ Auburn, Ala.  
 Founded \_\_\_\_\_ 1856  
 Enrollment \_\_\_\_\_ 33,015  
 Nickname \_\_\_\_\_ Tigers  
 Colors \_\_\_\_\_ Burnt Orange & Navy Blue  
 Affiliation \_\_\_\_\_ NCAA Division I  
 Conference \_\_\_\_\_ Southeastern (SEC)  
 Stadium (Capacity) \_\_\_\_\_ Jane B. Moore Field (2,316)  
 President \_\_\_\_\_ Dr. Christopher B. Roberts  
 Athletics Director \_\_\_\_\_ John Cohen

**TEAM INFORMATION**

Letterwinners Returning/Lost \_\_\_\_\_ 15/9  
 Starters Returning/Lost \_\_\_\_\_ 4/5  
 Pitchers Returning/Lost \_\_\_\_\_ 5/0  
 Newcomers \_\_\_\_\_ 7  
 2023 Overall Record \_\_\_\_\_ 43-19  
 2023 Conference Record/Finish \_\_\_\_\_ 15-9/3rd

**PROGRAM HISTORY**

First Year of Softball \_\_\_\_\_ 1997  
 All-Time Record \_\_\_\_\_ 996-634-3 (.611)  
 at Jane B. Moore Field (1998-Present) \_\_\_\_\_ 542-209-2 (.721)  
 at AU City Complex (1997-98) \_\_\_\_\_ 18-18 (.500)  
 Total Home Record \_\_\_\_\_ 560-227-2 (.711)  
 All-Time SEC Record \_\_\_\_\_ 339-375 (.475)  
 SEC Tournament Appearances \_\_\_\_\_ 22  
 SEC Tournament Record \_\_\_\_\_ 22-27 (.449)  
 NCAA Tournament Appearances \_\_\_\_\_ 18  
 NCAA Tournament Record \_\_\_\_\_ 26-30 (.464)

**STAFF INFORMATION**

Head Coach \_\_\_\_\_ Mickey Dean (Elon, 1987)  
 Career Softball Record \_\_\_\_\_ 707-294-1 (.706) / 18th Season  
 Record at Auburn \_\_\_\_\_ 229-122-1 (.652) / 7th Season  
 Associate Head Coach \_\_\_\_\_ Emily Carosone  
 Assistant Coach \_\_\_\_\_ Eugene Lenti  
 Assistant Coach \_\_\_\_\_ Hannah Sparks  
 Video Analyst \_\_\_\_\_ Savanna Parker  
 Director of Operations \_\_\_\_\_ Leisa Lee

**MEDIA INFORMATION**

Sr. Associate AD/Communications \_\_\_\_\_ Kirk Sampson  
 Assistant Director/Softball Contact \_\_\_\_\_ Taylor Shirey  
 Email \_\_\_\_\_ trs0010@auburn.edu  
 Phone \_\_\_\_\_ 334-750-0710  
 Mailing Address \_\_\_\_\_ Auburn Athletics Complex  
 \_\_\_\_\_ 392 S. Donahue Dr.  
 Website \_\_\_\_\_ AuburnTigers.com  
 Facebook \_\_\_\_\_ Facebook.com/AuburnSoftball  
 X/Instagram \_\_\_\_\_ @AuburnSoftball

**GAMEDAY EXPERIENCE: JANE B. MOORE FIELD**

» Jane B. Moore Field enters its 26th season hosting the Auburn softball program. On April, 26, 2003, the Auburn Softball Complex was renamed Jane B. Moore Field in honor of Dr. Jane Moore who served more than 20 years as a member of Auburn's Committee on Intercollegiate Athletics. The complex holds dimensions of 201 feet at the corners and 220 feet in straight-away center field.



2024 ROSTER

NUMERICAL ROSTER

No.	Name	Pos.	Ht.	B/T	Year	Hometown (High School/Previous School)
1	Thalia Martin	UTL	5-6	R/R	Fr.	Lilburn, Ga. (Brookwood)
3	Icess Tresvik	UTL	5-9	R/R	Jr.	Wilmington, N.C. (North Carolina A&T)
4	Emmah Rolfe	RHP	5-10	R/R	So.	Madison, Ala. (Bob Jones)
5	Mariah Penta	UTL	5-9	R/R	Fr.	Chesapeake City, Md. (Bohemia Manor)
9	Maddie Penta	RHP	6-2	R/R	Sr.	Chesapeake City, Md. (Bohemia Manor)
10	Makayla Packer	UTL	5-8	R/R	Sr.	Chattanooga, Tenn. (Baylor School)
11	Aubrie Lisenby	C/INF	5-7	R/R	Jr.	Huntsville, Ala. (Bob Jones)
13	Nelia Peralta	INF	5-6	R/R	Jr.	Wellington, Fla. (Wellington)
15	Skylar Elkins	C/UTL	5-8	R/R	So.	Locust Grove, Ga. (Locust Grove)
16	KK McCrary	OF	5-8	R/R	Sr.	Murfreesboro, Tenn. (Tennessee)
17	Chalea Clemmons	1B/LHP	6-1	L/L	Fr.	Alabaster, Ala. (Thompson)
18	Riley McNemar	INF	5-5	R/R	Jr.	Galena, Kan. (Galena)
20	Abbey Smith	OF	5-8	L/R	Jr.	Austin, Texas (James Bowie)
22	Anna Wohlers	C	5-9	L/R	Jr.	Davenport, Iowa (DePaul)
23	Axe Milanowski	INF	5-6	R/R	So.	Dothan, Ala. (Houston Academy)
24	Malayna Tamborra	RHP	5-9	R/R	Fr.	Marietta, Ga. (Mount Paran Christian School)
31	Millie Roberts	C/INF	5-7	R/R	So.	Owensboro, Ky. (Davie County)
34	Amelia Lech	C/UTL	5-10	R/R	Jr.	Thousand Oaks, Calif. (Maryland)
36	Kyla Stroud	INF	5-7	R/R	Fr.	Covington, Ga. (Newton)
55	Shelby Lowe	LHP	5-9	R/L	Sr.	Carrollton, Ala. (Pickens Academy)
66	Annabelle Widra	UTL/RHP	5-7	L/R	Jr.	Hoover, Ala. (Michigan)
99	Rose Roach	INF	5-6	L/R	Jr.	Elburn, Ill. (Kaneland)

ALPHABETICAL ROSTER

No.	Name	Pos.
17	Chalea Clemmons	1B/LHP
15	Skylar Elkins	C/UTL
34	Amelia Lech	C/UTL
11	Aubrie Lisenby	C/INF
55	Shelby Lowe	LHP
1	Thalia Martin	UTL
16	KK McCrary	INF
18	Riley McNemar	INF
23	Axe Milanowski	INF
10	Makayla Packer	UTL
9	Maddie Penta	RHP
5	Mariah Penta	UTL
13	Nelia Peralta	INF
99	Rose Roach	INF
31	Millie Roberts	C/INF
4	Emmah Rolfe	RHP
20	Abbey Smith	OF
36	Kyla Stroud	INF
24	Malayna Tamborra	RHP
3	Icess Tresvik	UTL
66	Annabelle Widra	UTL/RHP
22	Anna Wohlers	C

COACHING STAFF

**HEAD COACH** | MICKEY DEAN (SEVENTH SEASON)  
**ASSOCIATE HEAD COACH** | EMILY CAROSONE (FIRST AS ASSOCIATE HC | SIXTH OVERALL)  
**ASSISTANT COACH** | EUGENE LENTI (FIFTH SEASON)  
**ASSISTANT COACH** | HANNAH SPARKS (FIRST SEASON)  
**VIDEO ANALYST** | SAVANNA PARKER (FIRST SEASON)  
**DIRECTOR OF OPERATIONS** | LEISA LEE (FIFTH SEASON)  
**GRADUATE ASSISTANT** | ABBY TAYLOR  
**GRADUATE ASSISTANT** | HUNTER SEGARS

SUPPORT STAFF

**SPORT ADMINISTRATOR** | CASEY PAGE  
**ATHLETIC TRAINER** | OLIVIA KIM  
**STRENGTH & CONDITIONING** | BRYAN "PK" KARKOSKA  
**EQUIPMENT** | BRAD RAPACZ  
**COMMUNICATIONS** | TAYLOR SHIREY

BY CLASS

FRESHMEN (5)

Chalea Clemmons, Thalia Martin, Mariah Penta, Kyla Stroud, Malayna Tamborra

SOPHOMORES (4)

Skylar Elkins, Axe Milanowski, Millie Roberts, Emmah Rolfe

JUNIORS (9)

Amelia Lech, Aubrie Lisenby, Nelia Peralta, Riley McNemar, Rose Roach, Abbey Smith, Icess Tresvik, Annabelle Widra, Anna Wohlers

SENIORS (4)

Shelby Lowe, KK McCrary, Makayla Packer, Maddie Penta

PRONUNCIATION GUIDE

Emily **CAROSONE** \_\_\_\_\_ care-uh-SONY  
**CHALEA** Clemmons \_\_\_\_\_ chay-LEE  
 Amelia **LECH** \_\_\_\_\_ leck  
 Aubrie **LISENBY** \_\_\_\_\_ liz-IN-bee  
**THALIA** Martin \_\_\_\_\_ ta-LEE-uh  
 KK **MCCRARY** \_\_\_\_\_ muh-CRAIR-ee  
 Riley **MCNEMAR** \_\_\_\_\_ mick-KNEE-mer  
 Axe **MILANOWSKI** \_\_\_\_\_ mil-an-OW-skee  
**NELIA** Peralta \_\_\_\_\_ NELL-ee-uh  
**KYLA** Stroud \_\_\_\_\_ KYE-la  
**MALAYNA** Tamborra \_\_\_\_\_ muh-LANE-na  
**ICISS** Tresvik \_\_\_\_\_ EYE-sis  
 Annabelle **WIDRA** \_\_\_\_\_ WEE-dra  
 Anna **WOHLERS** \_\_\_\_\_ WOOL-ers



INSIDE THE MATCHUP

AUBURN	VALUE
Batting Average	.263
Hits	235
Runs per Game	4.5
Extra-Base Hits	67
RBI	153
Slugging Percentage	.419
On-Base Percentage	.370
Stolen Bases	54-63
ERA	2.65
Shutouts	10
Walks	55
Strikeouts	260
Batting Average Against	.225
Fielding Percentage	.976

KENTUCKY	VALUE
Batting Average	.294
Hits	328
Runs per Game	5.6
Extra-Base Hits	129
RBI	215
Slugging Percentage	.522
On-Base Percentage	.389
Stolen Bases	42-50

ERA	3.70
Shutouts	7
Walks	147
Strikeouts	296
Batting Average Against	.240
Fielding Percentage	.967

SERIES HISTORY

VS. KENTUCKY **44-23**

25-6 H | 17-17 A | 2-0 N

LAST 10 MEETINGS

DATE	LOCATION	SCORE	W/L
3/27/22	Lexington	4-5	L
3/26/22	Lexington	6-3	W
3/25/22	Lexington	3-11 (6)	L
4/18/21	Auburn	1-5	L
4/17/21	Auburn	4-2	W
4/16/21	Auburn	5-3	W
4/22/19	Lexington	0-7	L
4/21/19	Lexington	3-7	L
4/21/19	Lexington	0-7	L
3/25/18	Auburn	6-4	W

PROBABLE AUBURN STARTERS

POS. NO.	NAME	CL.	B/T	AVG.	GP-GS	AB	R	H	2B	3B	HR	RBI	SLG%	OB%
C 11	Aubrie Lisenby	Jr.	R/R	.122	21-18	41	2	5	0	0	0	4	.122	.208
1B 34	Amelia Lech	Jr.	R/R	.243	34-34	74	13	18	5	0	9	30	.676	.400
2B 66	Annabelle Widra	Jr.	L/R	.275	32-21	51	10	14	1	0	2	6	.412	.327
3B 22	Anna Wohlers	Jr.	L/R	.353	34-34	85	25	30	5	0	5	16	.588	.462
SS 13	Nelia Peralta	Jr.	R/R	.298	32-32	84	12	25	3	1	2	22	.429	.429
LF 16	KK McCrary	Sr.	R/R	.287	33-33	87	22	25	2	1	7	11	.575	.432
CF 10	Makayla Packer	Sr.	R/R	.309	34-34	81	20	25	2	4	1	13	.469	.441
RF 3	Icess Tresvik	Jr.	R/R	.316	34-34	95	19	30	2	0	2	14	.400	.400
DP 5	Mariah Penta	Fr.	R/R	.220	23-17	41	6	9	4	0	3	15	.537	.250

POS. NO.	NAME	CL.	ERA	W-L	APP-GS	CG-SHO	SV	IP	H	R	ER	BB	SO	AVG.
RHP 9	Maddie Penta	Sr.	1.59	12-6	22-22	11-7	1	131.2	81	44	30	32	172	.172
LHP 55	Shelby Lowe	Sr.	3.53	5-3	15-8	1-0	0	39.2	36	23	20	7	47	.238

RHP 66	Annabelle Widra	Jr.	3.94	4-2	16-3	0-0	1	26.2	33	20	15	3	25	.287
RHP 24	Malayna Tamborra	Fr.	6.16	0-0	9-0	0-0	0	19.1	32	18	17	5	2	.376
RHP 4	Emmah Rolfe	So.	11.67	0-1	6-1	0-0	0	6.0	10	10	10	3	3	.385
RHP 3	Icess Tresvik	Jr.	0.00	0-0	0-0	0-0	0	0.0	0	0	0	0	0	.000
LHP 17	Chalea Clemmons	Fr.	0.00	0-0	0-0	0-0	0	0.0	0	0	0	0	0	.000

2024 AUBURN HONOR ROLL

SKYLAR ELKINS, SO., C

- Jane B. Moore Memorial All-Tournament Team

AMELIA LECH, JR., C/UTL

- SB America First Base Rankings - March [No. 6]
- Plainsman Invitational All-Tournament Team
- PV College Challenge All-Tournament Team
- Tiger Invite All-Tournament Team

KK MCCRARY, SR., OF

- Tiger Invite All-Tournament Team

MAKAYLA PACKER, SR., OF

- War Eagle Classic All-Tournament Team
- Jane B. Moore Memorial All-Tournament Team

MADDIE PENTA, SR., RHP

- War Eagle Classic All-Tournament Team
- SB America Pitcher Rankings - April [No. 18]
- Wilson/NFCA National Pitcher of the Week
- D1 Softball National Pitcher of the Week
- SEC Pitcher of the Week
- SB America Pitcher Rankings - March [No. 2]
- Jane B. Moore Memorial All-Tournament Team
- Plainsman Invitational All-Tournament Team
- PV College Challenge All-Tournament Team
- USA Softball Collegiate Player of the Year Watchlist
- Softball America Preseason First Team All-American
- Preseason All-SEC Team
- D1 Softball D100 Players - No. 9
- Softball America Preseason Player Rankings - No. 9
- Softball America Preseason Pitcher Rankings - No. 3

NELIA PERALTA, JR., INF

- Jane B. Moore Memorial All-Tournament Team
- Plainsman Invitational All-Tournament Team
- Preseason All-SEC Team

ICESS TRESVIK, JR., UTL

- War Eagle Classic All-Tournament Team
- Tiger Invite All-Tournament Team

ANNABELLE WIDRA, JR., UTL

- Plainsman Invitational All-Tournament Team

ANNA WOHLERS, JR., UTL

- War Eagle Classic All-Tournament Team
- Jane B. Moore Memorial All-Tournament Team

PLAYER TO WATCH: MADDIE PENTA

» All-American and reigning SEC Pitcher of the Year, Maddie Penta has added another title to her impressive list of accolades - the winningest pitcher in Auburn softball history. Behind her 2-1 win over No. 20 Arkansas on March 17, Penta surpassed Kaylee Carlson for the program record with her 68th career victory. Penta is also just the second pitcher in program history to record 800 career strikeouts.



# NOTEBOOK

## FIRST PITCH

» Off the heels of its first SEC series win of the season, Auburn softball looks to carry that momentum into the weekend as the Tigers host No. 24 Kentucky for a three-game series at Jane B. Moore Field.  
 » The series begins Saturday at 3 p.m. CT. Saturday is Shelby Lowe Day on The Plains as the Tigers will honor the senior pitcher in a special pregame ceremony. Shelby Lowe t-shirts will be available for fans will supplies last. The middle game is set for Sunday at 6 p.m. CT. Monday's series finale is also slated for a 6 p.m. CT first pitch.  
 » All three games of the series will air on the SEC Network with Courtney Lyle and Danielle Lawrie in the booth.  
 » Brit Bowen will have radio coverage locally on WEGL 91.1 FM and the Auburn Sports Network. Bowen will be joined by Brant Daughtry (Saturday), Gehrig (Sunday) and Riley Kelton (Monday) over the weekend.

## INSIDE THE SERIES

» Despite Kentucky winning six of the last 10 meetings, Auburn holds the advantage in the all-time series 44-23. The Tigers boast a 25-6 record in games played at Jane B. Moore Field.  
 » The two teams last meeting in Lexington during the 2022 season. In the Sunday rubber game, Kentucky knocked a walk-off home run to claim the game 5-4 and clinch the series.  
 » Auburn however has dominated the series when its played on the Plains. The Tigers have taken three straight series over Kentucky in Auburn. Auburn's last home series loss to Kentucky came in 2012.

## THE LOWE DOWN ON SHELBY

» A dependable force in the pitching circle, Shelby Lowe has forever left her mark on the Auburn softball record book.  
 » Lowe ranks in the top 10 in 14 Auburn career records, holding the program records for fewest walks allowed per seven innings, fewest runs allowed, and fewest walks allowed.  
 » Lowe holds a 2.26 ERA, the ninth lowest in program history, and has totaled 34 wins as a Tiger. She stands tied for seventh in program history with seven saves. She's made 107 career appearances with 67 starts in the circle. The Carrollton, Alabama, native ranks sixth in program history with 443 strikeouts. She has tossed seven shutouts and ranks fifth in program history by combining for 16 more. Her .218 opponent batting average is the seventh lowest in program history.  
 » Lowe was a member of the 2021 All-SEC and All-SEC Freshman teams, a 2021 NFCA All-Southeast Region selection and was a finalist for National Freshman of the Year in her debut season. She is a three-time SEC weekly award winner and has been tabbed to the SEC academic honor roll twice. She was also selected to the 2022 SEC Community Service Team.  
 » Lowe is earning her degree in early childhood education and recently earned her license to teach in the state of Alabama.

## MISSED CALL TO BATON ROUGE

» In a masterful performance from Shelby Lowe, Auburn clinched its first SEC series of the season with a 3-1 win at No. 6 LSU on April 14.  
 » Dealing with injury since her freshman campaign, it was just Lowe's third seven-inning complete game in three seasons and her first in SEC since May 2, 2021 versus Tennessee.  
 » It was Auburn's first series win in Baton Rouge since 2015 and marked the first time Auburn has won back-to-back series over LSU since the 2015 and 2016 seasons.

## DOWN GO THE LADY VOLS

» On Sunday, March 31, Auburn played spoiler as the Tigers took down No. 4 Tennessee and snapped the Lady Vols' 20-game winning streak, which was the nation's longest active win streak in the country at the time.  
 » The win was Auburn's first over Tennessee since defeating the Lady Vols in the 2019 SEC Tournament in College Station, Texas, which allowed Auburn to advance to the semifinals. Tennessee had won eight straight games in the series before Sunday. Auburn is now 3-1 on Sunday in SEC play.  
 » The win was also Auburn's first over a top-five opponent since the Tigers took down No. 5 Tennessee 3-0 in Knoxville on April 7, 2019.

## WELCOME TO THE PENTA-GON

» Returning for her final season on The Plains after an All-American performance in 2023, Maddie Penta enters her senior campaign with a long list of preseason accolades and poised for a repeat record-setting performance.  
 » Over the course of January, Penta was showered with multiple preseason honors that included a spot on the USA Softball Collegiate Player of the Year Watchlist. Penta was also selected to the Preseason All-SEC Team and was named a Preseason All-American by Softball America.  
 » The final chapter in Penta's historic career has already seen records and milestones set. Penta took the next step in that legacy as she joined Anna Thompson, Holly Currie and Kristen Keyes as the only athletes in program history to record 700 career strikeouts with her double-digit effort versus Wichita State on Feb. 14.  
 » The right-hander recorded her fifth no-hitter of her collegiate career on Feb. 25, 2024 versus UNI, holding the Panthers to just two base runners with help of 11 strikeouts. She now holds the second most no-hitters in school history.  
 » On Feb. 29, Penta accomplished one of the hardest feats for a pitcher, tossing a perfect game. It was just the third in Auburn softball history as Penta joined Kaylee Carlson (2017) and Holly Currie (2005) as the only pitchers to claim perfection.  
 » For her efforts, Penta won her program-record sixth SEC Pitcher of the Week honor of her career and was also tabbed Wilson/NFCA and D1 Softball National Pitcher of the Week. Softball America ranked Penta the No. 2 pitcher in the country after the first month of the season. Softball America listed her as the No. 16 pitcher in the country for th month of March.

» Her sixth shutout of the season came on the road at No. 12 Missouri and brought her one step closer to cementing her name as an Auburn legend. With 67 wins to her credit, she has tied Kaylee Carlson for the program record.  
 » The record-breaking performance also came in SEC action as Penta topped No. 20 Arkansas for a 2-1 win in the Sunday finale to record her 68th career victory to become the winningest pitcher to ever wear the Orange and Blue.  
 » On March 19 at Troy, Penta set another Auburn career record as she surpassed Holly Currie (2004-07) for most career starts as she step into the circle for her 106th collegiate start.  
 » Behind seven strikeouts at Texas A&M on March 23, Penta became just the second pitcher in Auburn softball history to surpass 800 career strikeouts, joining Anna Thompson. Thompson holds the program record with 1,078.  
 » Striking out five in three inning, Penta tossed three flawless inning in a start versus Samford on April 3 to combine with Shelby Lowe and Annabelle Widra for the fourth perfect game in program history. Penta is now the only pitcher in program history to participate in multiple perfect games. Penta combined with Lowe for another no-hitter on April 9 versus UAB.  
 » Currently ranked in the top 10 in 19 career pitching categories, she's in a league of her own.

## PENTA IN AUBURN'S CAREER RECORD BOOK

1st	Wins	73
1st	Starts	115
T1st	Combined Shutouts	19
2nd	Opponent Batting Average	.177
2nd	Most Strikeouts/7 Inn.	9.30
2nd	Strikeouts	855
3rd	Earned Run Average	1.72
3rd	Shutouts	20
3rd	Most At Bats Against	2307
3rd	Innings Pitched	643.1
3rd	Strikeouts Looking	155
T3rd	Complete Games	50
4th	Most Batters Faced	2568
4th	Appearances	130
5th	Fewest Walks Allowed/7 Inn.	2.02
6th	Fewest Runs Allowed	200
8th	Fewest Hits Allowed	409
9th	Fewest Earned Runs Allowed	158
10th	Fewest Walks Allowed	186

## NCAA DIVISION I ACTIVE CAREER STRIKEOUT LEADERS

1.	Payton Gottshall	Tennessee	1,040
2.	Kamryn Meyer	Omaha	934
3.	Tori Kniesche	South Dakota State	876
4.	<b>Maddie Penta</b>	<b>Auburn</b>	<b>855</b>
5.	Kelly Maxwell	Oklahoma	841
6.	Olivia Lackie	South Alabama	835
7.	Valerie Cagle	Clemson	802

## BETTER THE SECOND TIME AROUND

» Cementing herself as the ace of the staff, Maddie Penta has found herself having to face the same opponent multiple times over a weekend.  
 » A trend that has carried over since her junior

## SCORE BY INNING

	1st	2nd	3rd	4th	5th	6th	7th	EXTRAS	Total
<b>AUBURN</b>	29	24	25	31	26	20	9	4	168
<b>OPPONENTS</b>	19	20	12	23	12	19	7	8	120

# NOTEBOOK

campaign, Penta has proven to be more dominate in her second start versus an opponent and nearly impossible to beat.  
 » Versus opponents that Auburn has faced multiple times in a weekend this season, Penta is 0-5 in her first start but when facing those same opponents in a second time she boasts an undefeated record at 4-0.

### PENTA VERSUS SAME OPPONENT IN '24

	First Starts	Second Starts
ERA	3.69	1.39
Record	0-6	4-0
Runs Allowed	26	10
Home Runs Allowed	10	1
	First Starts	Second Starts
Opp. Batting Avg.	.225	.175
Walks	10	11
Strikeouts	39	38

### MS. STEAL YOUR BASE

» After four consecutive seasons of double-digit steals, Makayla Packer is chasing down an Auburn record and a fourth season of base-running havoc could seal the deal.  
 » Despite turning in her lowest stolen bases number of her career with 14 last season, Packer still ranked in the top 15 in steals across the SEC. Packer also joined elite company with the 50th stolen base of her career, a mark only two other Tigers have ever reached.  
 » Packer needs a 20+ stolen base season, a feat she's done once before as a freshman to take down Shannon Anderson's career stolen base mark that has stood since 2004.  
 » Standing 13-for-14 on the base paths through the first nine weekends of the season, Packer holds the highest stolen base percentage in program history and also stands second overall in total stolen bases. Packer needs 10 additional steals to become Auburn's all-time leader in stolen bases.

### AUBURN'S CAREER STOLEN BASES

- 73 Shannon Anderson (73-83) 2002-04
- 64 Makayla Packer (64-72) 2021-Pr.

### AUBURN'S CAREER STOLEN BASE PCT.

- .889 Makayla Packer (64-72) 2021-Pr.
- .880 Shannon Anderson (73-83) 2002-04
- .875 Victoria Draper (56-64) 2014-18

### PORTAL POWER

» Auburn dipped into the transfer portal over the offseason to bulk up its offense with the addition of Amelia Lech (Maryland) and Anna Wohlers (DePaul).  
 » The powerful combo combined for 62 runs, 96 hits, 56 extra-base hits including 28 home runs and 85 RBI during their 2023 campaigns.  
 » Coming off the best season of her career to date, Lech was honored as a NFCA Midwest All-Region Team member last season. Wohlers as a two-time All-BIG EAST selection in her two seasons at DePaul.  
 » The dynamic duo is currently living up to their hype as they have combined for 39 runs scored, 50 hits, 46 RBI and 26 extra-base hits through the first 37 games.  
 » Earning All-Tournament team honors over three of Auburn's five tournament weekends, Lech leads the team with 30 RBI. Nine of her 18 hits have been home runs. She currently ranks 13th in the SEC in total home runs and in home runs per game (0.24) and 18th in slugging percentage (.633).  
 » Softball America ranked Lech as the No. 6 first base in the country through the first month of the season.  
 » Wohlers currently sits on top of the clubhouse with her .333 batting average. She also leads the team in runs scored (26) and tied with Icess Tresvik for the team lead in hits (32). She currently ranks second on the team in OPS (.999).

### NEW KIDS ON THE BLOCK

» Touted as a top-25 recruiting class by Extra Inning Softball, a talented group of freshmen look to leave their mark on The Plains. The group features high school All-Americans, three second-generation student-athletes and some of the nation's top ranked position players.

### CHALEA CLEMMONS

- No. 5 first baseman (Extra Inning SB)
- High school All-American
- Tied the 6A state record for strikeouts in a season (314)

### THALIA MARTIN

- No. 15 overall recruit (Extra Inning SB)
- No. 3 third baseman (Extra Inning SB)
- Minority Softball Prospects All-American

### MARIAH PENTA

- A top-15 recruit (Extra Inning SB)
- Second-generation D1 softball athlete (Mother, Susan, was a pitcher at Delaware)
- Younger sister to All-American Maddie Penta

### KYLA STROUD

- No. 12 overall recruit (Extra Inning SB)
- No. 3 corner infielder (Extra Inning SB)
- Two-time USA All-American
- Father, Horace, was a member of the Auburn football team in the late '80s

### MALAYNA TAMBORRA

- No. 10 overall recruit (Extra Inning SB)
- GADC Pitcher of the Year
- Mother, Stacy, begin her softball career at Oklahoma before transferring to Florida State

### HOME ON THE PLAINS

» The friendly confines of Jane B. Moore Field has been too friendly for opposing teams in recent seasons.  
 » Since taking over the program in 2018, Mickey Dean has led the Tigers to at least 18 home wins in five of his six seasons. The only exception was the shortened 2020 campaign as the Tigers finished 11-2 at Jane B. Moore Field before the season was suspended.  
 » Dean currently holds the second-highest winning percentage in home games by a head coach and has also recorded the second most overall home wins.

### CAREER WINNING PERCENTAGE AT HOME

Clint Myers	.877	(122-17)
Mickey Dean	.794	(152-39-1)
Tina Deese	.643	(259-144)

» Dean isn't the only one that shines when on their home turf. Auburn ace Maddie Penta has lost just four games at Jane B. Moore Field since during the 2023 and 2024 seasons.  
 » Penta is 24-4 at Jane B. Moore Field with help of an undefeated performance at home last season. In 2023, Penta became the only Tiger in program history to make at least 20 home appearances and not suffer a loss in a season.  
 » During her 25-4 performance over the last two seasons, Penta has held an 0.98 earned run average behind 10 shutouts and has struck out 266 in her 35 home appearances the last two seasons.

### THE CAT IN THE HAT: MICKEY DEAN ERA

» Entering his seventh season on the Plains, Mickey Dean is coming off his best season at Auburn and looks to continue to build off the foundation of set during the 2023 campaign.  
 » On March 26, Dean announced that he will not return to the program for the 2025 season as he is stepping down from his coaching duties to focus on an

off-the-field role within the athletics department.  
 » With three 40-win seasons to his credit, including back-to-back seasons of 40+ wins in 2022 and 2023, Dean has brought sustained success while adding to his impressive lists of accomplishments:

### MICKEY DEAN AUBURN HIGHLIGHTS

- The 15 straight wins to open the season were the most in SEC history among first-year head coaches
- All five members of the 2019 senior class was drafted in the 2019 National Pro Fastpitch Draft
- First Auburn freshman pitcher in program history to earn All-SEC honors (Shelby Lowe)
- Auburn's 900th Program Win: Auburn 10, Jacksonville State 0 on Feb 23, 2022
- Maddie Penta earned the program's first NFCA/ Division I National Pitcher of the Week honor on March 9, 2022
- Bri Ellis became the first Auburn Tiger to win SEC Freshman of the Year in 20 years
- Bri Ellis earned the first Louisville Slugger/NFCA Division I National Player of the Week honor on Feb. 28, 2023
- 200th Victory at Auburn: Auburn 10, No. 19 South Carolina, 0 on April 30, 2023.
- Milestone victories in 2023: first series win over LSU since 2017; first series win at Alabama since 2017; first series sweep of Missouri in school history
- Maddie Penta selected 2023 SEC Pitcher of the Year - first Auburn
- Maddie Penta named NFCA First-Team All-American to become the first pitcher in program history to win first-team accolades
- Maddie Penta tosses just the third perfect game in program history and the first since 2017 with her flawless outing versus Georgia State on Feb. 29, 2024
- Maddie Penta set the program record for most SEC Pitcher of the Week selections with six.
- 700th Career Victory: Auburn 4, No. 4 Tennessee 1 on March 31, 2024.

### PACK THE PLAINS

» With the addition of a brand new outfield deck behind left field, one of the greatest environments in college softball is getting even better.  
 » Since Mickey Dean took over the helm in 2018, Auburn is just one of five programs in the country to surpass 300,000+ accumulated attendance, joining Alabama, LSU, Arizona and Arkansas. Auburn ranks fifth among the group with an attendance average mark of 1,589 fans per game.  
 » With 23 home games under its belt, Auburn ranks eighth in the country in accumulated attendance with 40,350 fans visiting Jane B. Moore Field. It's average attendance mark of 1,754 is also good for 11th in the country.

### IT JUST MEANS MORE ... WINS

» Since the expansion of the SEC with the additions of Missouri and Texas A&M in 2014, Auburn has cemented itself as one of the winningest programs in the SEC.  
 » Winning 40 or more games in eight of the last 10 seasons, Auburn ranks sixth in the SEC with 434 wins in the last decade. Florida (524), Alabama (479), Tennessee (454), LSU (443) and Georgia (439) wrap up the top five. Auburn is one of six programs in the SEC to surpass 430+ wins since 2014.

### K-KOUNTER

» One of the top coaches when it comes to developing pitchers, Auburn during the Mickey Dean era has been a strikeout powerhouse.  
 » Since 2018, Auburn is just one of 12 teams in the country to record 2,300 or more strikeouts. Auburn



## NOTEBOOK

ranks 10th in the nation with 2,349 strikeouts while ranking fourth in the SEC behind only Alabama, Mississippi State and Florida.

### TOTAL STRIKEOUTS SINCE 2018

Washington	2,799
UCLA	2,753
Oklahoma	2,750
Alabama	2,626
Michigan	2,616
Virginia Tech	2,583
Louisiana	2,457
Mississippi State	2,403
Florida	2,352
<b>Auburn</b>	<b>2,349</b>
Tennessee	2,317
Georgia	2,319
Florida State	2,291
Arkansas	2,276
Oregon	2,237

» The one common factor in Auburn's recent success in the circle is from an All-American performance by Maddie Penta. Penta has accounted for 36% of Auburn's strikeout totals since 2018.

» With 178 strikeouts to her credit through just 24 appearances, Penta already has more total strikeouts than 167 Division I programs this season, including Power 5 teams like Illinois (177), Kansas (168), Wisconsin (168), Texas Tech (160), Oregon (159), Arizona (156), Minnesota (154), Nebraska (143), Iowa State (142), Purdue (131), and Iowa (123).

### COMING IN CLUTCH

» When the pressure is on, these Tigers come up clutch at the plate.

» The latest addition to list is sophomore Axe Milanowski. The sophomore delivered pinch-hit heroics at LSU tied up the game to help Auburn complete the comeback to take game one of the series.

### CAREER GAME-TYING & GAME-WINNING RBI IN 5TH INNING OR LATER

	GAME-TYING RBI	GAME-WINNING RBI	TOT.
Anna Wohlers	3	3	6
Icess Tresvik	4	1	5
Makayla Packer	1	3	4
Nelia Peralta	-	3	3
Amelia Lech	1	2	3
Rose Roach	-	2	2
Mariah Penta	1	-	1
Axe Milanowski	1	-	1

### MS. PACK-MAN & THE ANGEL IN THE OUTFIELD

» Earning the nicknames of Ms. PACK-Man and the Angel in the Outfield for their home run robs, diving plays and outfield assists throughout their careers, Makayla Packer and Icess Tresvik have earned their spots on the list of Auburn softball's great outfielders, joining the likes of Tiffany Howard, Alyssa Rivera and Morgan Estell.

» The duo are quickly climbing the ranks in Auburn's record book for most outfield assist in a Tiger career.

### CAREER OUTFIELD ASSISTS

7.	10	Marcella Passarelli	1998-01
8.	9	Taryn Gray	2006-09
	9	Shannon Anderson	2002-04
	9	Sarah Orozco	1999-01
11.	8	<b>Makayla Packer</b>	<b>2021-Pr.</b>
	8	Tyler King	2020-21
13.	7	Jodie Van Ooyen	2000-03
	7	Jennifer Page	1997-98
15.	6	<b>Icess Tresvik</b>	<b>2023-Pr.</b>
	6	Sara Ghezzi	2004-07

## RECORD WATCH

### 6 Chris Steiner 1997-99 MILESTONE TRACKER

MILESTONE	PLAYER	HAS	NEEDS
900 Strikeouts	Maddie Penta	855	45
100 RBI	Nelia Peralta	88	12
70 Stolen Bases	Makayla Packer	64	6

### SEASON RECORD TRACKER

#### STOLEN BASE PERCENTAGE (MIN. 15 ATTEMPTS)

5.	.882	Ashley Griffin (15-17)	2005
	.882	Chris Steiner (15-17)	1999
	<b>.882</b>	<b>Icess Tresvik (15-17)</b>	<b>2024</b>
8.	.867	Caitlin Stangl (13-15)	2011
	.867	Sara Dean (13-15)	2004
	.867	Emily Carosone (13-15)	2013

#### TRIPLES

1.	6	Tiffany Howard	2015
2.	4	<b>Makayla Packer</b>	<b>2024</b>
	4	Kendall Veach	2017
	4	Tiffany Howard	2016
	4	Sara Dean	2005

#### LOWEST EARNED RUN AVERAGE (MIN. 100 IP)

9.	1.57	Makayla Martin (116.0 IP)	2016
10.	<b>1.60</b>	<b>Maddie Penta (139.2 IP)</b>	<b>2024</b>

#### OPPONENT BATTING AVERAGE (MIN. 100 IP)

5.	.174	Jenee Loree (131.1 IP)	2012
6.	<b>.176</b>	<b>Maddie Penta (139.2 IP)</b>	<b>2024</b>
7.	.181	Maddie Penta (195.0 IP)	2022

#### FEWEST WALKS ALLOWED (MIN. 100 IP)

6.	1.66	Renee Sease (130.2 IP)	1997
7.	<b>1.70</b>	<b>Maddie Penta (139.2 IP)</b>	<b>2024</b>
8.	1.72	Makayla Martin (134.0 IP)	2018

#### STRIKEOUTS/7 INN. (MIN. 100 IP)

8.	9.14	Hollie Currie (219.0 IP)	2006
9.	<b>8.92</b>	<b>Maddie Penta (139.2 IP)</b>	<b>2024</b>
10.	8.70	Hollie Currie (124.2 IP)	2007

#### SHUTOUTS

4.	8	Maddie Penta	2023
5.	7	Beth DiPietro	2005
6.	<b>7</b>	<b>Maddie Penta</b>	<b>2024</b>

#### FEWEST HITS ALLOWED (MIN. 100 IP)

4.	<b>88</b>	<b>Maddie Penta (139.2 IP)</b>	<b>2024</b>
5.	92	Makayla Martin (116.0 IP)	2016
6.	95	Jennifer Lofton (104.0 IP)	2001
7.	97	Makayla Martin (134.0 IP)	2018

#### FEWEST RUNS ALLOWED (MIN. 100 IP)

9.	<b>46</b>	<b>Maddie Penta (191.2 IP)</b>	<b>2024</b>
10.	47	Kristen Keyes (243.1 IP)	2004
	47	Angel Bunner (126.1 IP)	2012

#### FEWEST EARNED RUNS ALLOWED (MIN. 100 IP)

6.	<b>32</b>	<b>Maddie Penta (131.2 IP)</b>	<b>2024</b>
7.	34	Angel Bunner (165.0 IP)	2011
8.	35	Anna Thompson (167.1 IP)	2010
	35	Shelby Lowe (165.2 IP)	2021

#### FEWEST WALKS ALLOWED (MIN. 100 IP)

8.	<b>34</b>	<b>Maddie Penta (131.2 IP)</b>	<b>2024</b>
9.	35	Jennifer Lofton (104.0 IP)	2001
10.	36	Janet Spivey (133.0 IP)	2003

### CAREER RECORD TRACKER

#### HIGHEST SLUGGING PCT. (MIN. 400 AB)

8.	.560	Holly Currie (646 AB)	2004-07
9.	.556	Haley Fagan (405 AB)	2014-17
10.	<b>.554</b>	<b>Nelia Peralta (401 AB)</b>	<b>2022-Pr.</b>

#### HIGHEST ON BASE PCT. (MIN. 400 AB)

8.	.440	Kristina McCain (505 AB)	2004-06
9.	<b>.436</b>	<b>Nelia Peralta (401 AB)</b>	<b>2022-Pr.</b>
10.	.423	Victoria Draper (474 AB)	2014-18

#### HIGHEST STOLEN BASE PCT. (MIN. 30 ATT.)

1.	<b>.889</b>	<b>Makayla Packer (64-72)</b>	<b>2021-Pr.</b>
2.	.880	Shannon Anderson (73-83)	2002-04
3.	.875	Victoria Draper (56-64)	2014-18
4.	<b>.872</b>	<b>Abbey Smith (34-39)</b>	<b>2022-Pr.</b>
5.	.846	Marcella Passarelli (33-39)	1998-01

#### TRIPLES

1.	11	Tiffany Howard	2013-16
2.	<b>10</b>	<b>Makayla Packer</b>	<b>2021-Pr.</b>

#### HIT BY PITCH

4.	27	Morgan Estell	2011-15
5.	26	Ashley Moore	1999-02
6.	24	Brannndi Melero	2012-15
	24	Sarah Orozco	1999-00
	<b>24</b>	<b>Makayla Packer</b>	<b>2021-Pr.</b>

#### STOLEN BASES

1.	73	Shannon Anderson (73-83)	2002-04
2.	<b>64</b>	<b>Makayla Packer (64-72)</b>	<b>2021-Pr.</b>
3.	56	Victoria Draper (56-64)	2014-18

7.	35	Chris Steiner (35-42)	1997-99
8.	34	Lauren Walton (34-47)	2004-07
	<b>34</b>	<b>Abbey Smith (34-39)</b>	<b>2022-Pr.</b>

#### EARNED RUN AVERAGE (MIN. 350 IP)

1.	1.60	Makayla Martin (485.1 IP)	2016-19
2.	1.61	Kaylee Carlson (520.2 IP)	2016-18
3.	<b>1.72</b>	<b>Maddie Penta (643.1 IP)</b>	<b>2021-Pr.</b>
4.	1.77	Kristen Keyes (637.0 IP)	2002-04

8.	2.24	Angel Bunner (459.0 IP)	2008-12
9.	<b>2.26</b>	<b>Shelby Lowe (386.2 IP)</b>	<b>2021-Pr.</b>
10.	2.31	Lauren Schmalz (351.1 IP)	2008-12

## RECORD WATCH

### OPPONENT BATTING AVERAGE (MIN. 350 IP)

1.	.172	Anna Thompson (713.0 IP)	2007-10
2.	<b>.177</b>	<b>Maddie Penta (643.1 IP)</b>	<b>2021-Pr.</b>
3.	.181	Kristen Keyes (637.0 IP)	2002-04
---			
6.	.215	Kaylee Carlson (520.2 IP)	2016-18
7.	<b>.218</b>	<b>Shelby Lowe (386.2 IP)</b>	<b>2021-Pr.</b>
8.	.219	Makayla Martin (485.1 IP)	2016-19

### FEWEST WALKS ALLOWED/7 INN. (MIN. 350 IP)

1.	<b>1.23</b>	<b>Shelby Lowe (386.2 IP)</b>	<b>2021-Pr.</b>
2.	1.59	Angel Bunner (459.0 IP)	2008-12
3.	1.64	Kaylee Carlson (520.2 IP)	2016-18
4.	1.98	Makayla Martin (485.1 IP)	2016-19
5.	<b>2.02</b>	<b>Maddie Penta (643.1 IP)</b>	<b>2021-Pr.</b>
6.	2.11	Lauren Schmalz (351.1 IP)	2008-12

### STRIKEOUTS/7 INN. (MIN. 350 IP)

1.	10.58	Anna Thompson (713.0 IP)	2007-10
2.	<b>9.30</b>	<b>Maddie Penta (643.1 IP)</b>	<b>2021-Pr.</b>
3.	8.50	Holly Currie (644.0 IP)	2004-07
4.	<b>8.02</b>	<b>Shelby Lowe (386.2 IP)</b>	<b>2021-Pr.</b>
5.	7.99	Kristen Keyes (637.0 IP)	2002-04

### WINS

1.	<b>73</b>	<b>Maddie Penta (73-33)</b>	<b>2021-Pr.</b>
2.	67	Kaylee Carlson (67-14)	2016-18

### SAVES

2.	11	Kristen Keyes	2002-04
	11	Holly Currie	2004-07
4.	8	Lauren Schmalz	2008-12
	8	Kaylee Carlson	2016-18
	8	Beth DiPietro	2004-06
7.	7	Mary Petrie	1998-01
	<b>7</b>	<b>Shelby Lowe</b>	<b>2021-Pr.</b>

### APPEARANCES

2.	143	Holly Currie	2004-07
3.	134	Lexi Davis	2013-16
4.	<b>130</b>	<b>Maddie Penta</b>	<b>2021-Pr.</b>
-----			
9.	110	Makayla Martin	2016-19
10.	<b>107</b>	<b>Shelby Lowe</b>	<b>2021-Pr.</b>

### GAMES STARTED

1.	<b>115</b>	<b>Maddie Penta</b>	<b>2021-Pr.</b>
2.	105	Holly Currie	2004-07
-----			
9.	80	Makayla Martin	2016-19
10.	<b>67</b>	<b>Shelby Lowe</b>	<b>2021-Pr.</b>

### COMPLETE GAMES

1.	64	Kristen Keyes	2002-04
2.	54	Anna Thompson	2007-10
3.	50	Holly Currie	2004-07
	<b>50</b>	<b>Maddie Penta</b>	<b>2021-23</b>

### SHUTOUTS

1.	23	Holly Currie	2004-07
	23	Kristen Keyes	2002-04
3.	<b>20</b>	<b>Maddie Penta</b>	<b>2021-Pr.</b>

### COMBINED SHUTOUTS

1.	19	Kaylee Carlson	2016-18
	<b>19</b>	<b>Maddie Penta</b>	<b>2021-Pr.</b>
3.	17	Makayla Martin	2016-19
	17	Ashlee Swindle	2017-20
5.	<b>16</b>	<b>Shelby Lowe</b>	<b>2021-Pr.</b>

### INNINGS PITCHED

1.	713.0	Anna Thompson	2007-10
2.	664.0	Holly Currie	2004-07
3.	<b>643.1</b>	<b>Maddie Penta</b>	<b>2021-Pr.</b>

### FEWEST HITS ALLOWED (MIN. 350 IP)

2.	<b>316</b>	<b>Shelby Lowe (386.2 IP)</b>	<b>2021-Pr.</b>
3.	350	Beth DiPietro (418.0 IP)	2004-06
4.	375	Jenee Loree (480.2 IP)	2009-12
5.	390	Makayla Martin (485.1 IP)	2016-19
	390	Denisse Montalvo (412.2 IP)	1997-99
7.	406	Kristen Keyes (637.0 IP)	2002-04
8.	<b>409</b>	<b>Maddie Penta (643.1 IP)</b>	<b>2021-Pr.</b>

### FEWEST RUNS ALLOWED (MIN. 350 IP)

1.	<b>145</b>	<b>Shelby Lowe (386.2 IP)</b>	<b>2021-Pr.</b>
2.	156	Kaylee Carlson (520.2 IP)	2016-18
3.	158	Lauren Schmalz (351.1 IP)	2008-12
4.	164	Beth DiPietro (418.0 IP)	2004-06
5.	188	Angel Bunner (459.0 IP)	2008-12
6.	<b>200</b>	<b>Maddie Penta (643.1 IP)</b>	<b>2021-Pr.</b>
7.	202	Kristen Keyes (637.0 IP)	2002-04

### FEWEST EARNED RUNS ALLOWED (MIN. 350 IP)

4.	<b>125</b>	<b>Shelby Lowe (386.2 IP)</b>	<b>2021-Pr.</b>
5.	147	Angel Bunner (459.0 IP)	2008-12
6.	148	Jaime Rasmussen (371.2 IP)	1999-01
7.	149	Jennifer Lofton (418.0 IP)	1999-01
8.	153	Denisse Montalvo (412.2 IP)	1997-99
9.	<b>158</b>	<b>Maddie Penta (643.1 IP)</b>	<b>2021-Pr.</b>
10.	159	Jenee Loree (480.2 IP)	2009-12

### FEWEST WALKS ALLOWED (MIN. 350 IP)

1.	<b>68</b>	<b>Shelby Lowe (386.2 IP)</b>	<b>2021-Pr.</b>
2.	104	Angel Bunner (459.0 IP)	2008-12
----			
9.	180	Beth DiPietro (418.0 IP)	2004-06
10.	<b>186</b>	<b>Maddie Penta (643.1 IP)</b>	<b>2021-Pr.</b>

### STRIKEOUTS

1.	1078	Anna Thompson	2007-10
2.	<b>855</b>	<b>Maddie Penta</b>	<b>2021-Pr.</b>
3.	782	Holly Currie	2004-07
4.	727	Kristen Keyes	2002-04
5.	480	Jenee Loree	2009-12
6.	<b>443</b>	<b>Shelby Lowe</b>	<b>2021-Pr.</b>

### STRIKEOUTS LOOKING

2.	184	Kristen Keyes	2002-04
3.	<b>154</b>	<b>Maddie Penta</b>	<b>2021-Pr.</b>
4.	153	Holly Currie	2004-07
5.	131	Denisse Montalvo	1997-99
6.	110	Jenee Loree	2009-12
7.	106	Angel Bunner	2008-12
8.	98	Marcy Harper	2013-16
9.	94	Lauren Schmalz	2008-12
10.	<b>89</b>	<b>Shelby Lowe</b>	<b>2021-Pr.</b>

### MOST BATTERS FACED

2.	2752	Holly Currie	2004-07
3.	2608	Kristen Keyes	2002-04
4.	<b>2568</b>	<b>Maddie Penta</b>	<b>2021-Pr.</b>

### MOST AT BATS AGAINST

1.	2895	Anna Thompson	2007-10
2.	2314	Holly Currie	2004-07
3.	<b>2307</b>	<b>Maddie Penta</b>	<b>2021-Pr.</b>

### HIGHEST FIELDING PCT. (MIN. 400 CHANCES)

1.	<b>.995</b>	<b>Aubrie Lisenby (527-44-3)</b>	<b>2022-Pr.</b>
2.	.994	Elizabeth Eisterhold (1414-152-9)	2009-12
3.	.991	Jade Rhodes (1305-44-12)	2013-16
4.	.990	Courtney Shea (510-58-6)	2015-18



AUBURN IN THE SEC...

AUBURN'S SEC RANKINGS

Batting Average	.263 (12)
Double Plays per Game	.30 (10)
Doubles	28 (13)
Doubles per Game	0.76 (13)
Earned Run Average	2.65 (10)
Fielding Percentage	.976 (3)
Hit Batters	15 (1)
Home Runs per Game	0.89 (9)
On-Base Percentage	.370 (12)
Scoring	4.54 (12)
Shutouts	10 (7)
Slugging Percentage	.419 (12)
Stolen Bases per Game	1.46 (2)
Strikeout-to-Walk Ratio	4.73 (1)
Total Stolen Bases	45 (3)
Triples per Game	0.16 (8)
W/L Percentage	.635 (11)
Walks	129 (12)

INDIVIDUAL SEC RANKINGS

AMELIA LECH

13. Home Runs	9
13. Home Runs per Game	0.24
18. Slugging Percentage	0.633

SHELBY LOWE

2. Walks Allowed per Seven Innings	1.37
3. Strikeout-to-Walk Ratio	5.20
16. Strikeouts per Seven Innings	7.1

KK MCCRARY

10. Walks per Game	0.58
24. Home Runs	7
28. Hit by Pitch	5

MAKAYLA PACKER

1. Triples	4
1. Triples per Game	0.11
3. Sacrifice Bunts per Game	.16
7. Stolen Bases per Game	.35
8. Stolen Bases	13
15. Hit by Pitch	7
15. Hit by Pitch per Game	0.19

MADDIE PENTA

1. Strikeouts	178
2. Starts	23
2. Innings Pitched	139.2
2. Shutouts	7
2. Strikeouts per Seven Innings	8.9
2. Strikeout-to-Walk Ratio	5.24
3. Complete Games	12
6. Earned Run Average	1.60
8. Walks Allowed per Seven Innings	1.70
9. Hits Allowed per Seven Innings	4.41
9. Pitching Appearances	24
9. Victories	13

ICISS TRESVIK

5. Stolen Bases per Game	0.41
5. Stolen Bases	15

ANNA WOHLERS

15. Hit by Pitch per Game	0.19
15. Hit by Pitch	7

2024 SEC STANDINGS

RANK	SCHOOL	SEC RECORD	PCT.	OVERALL RECORD	PCT.
1.	Tennessee	12-3	.800	31-7	.816
2.	Texas A&M	12-6	.667	34-9	.791
3.	Florida	10-5	.667	35-9	.795
4.	Arkansas	9-6	.600	30-11	.732
5.	LSU	10-8	.556	34-8	.810
6.	Georgia	8-7	.533	34-10	.773
7.	Mississippi State	9-9	.500	30-13	.698
8.	Alabama	7-8	.467	30-10	.750
9.	Missouri	7-8	.467	34-11	.756
10.	South Carolina	5-10	.333	29-15	.659
11.	<b>AUBURN</b>	<b>5-10</b>	<b>.333</b>	<b>23-13-1</b>	<b>.635</b>
12.	Kentucky	5-10	.333	27-15	.643
13.	Ole Miss	3-12	.200	25-19	.568

THIS WEEK IN THE SEC...

MONDAY, APRIL 15

Texas A&M 9, Alabama 4

TUESDAY, APRIL 16

Louisiana Tech 3, Ole Miss 7  
 Memphis 1, Mississippi State 16  
 Louisiana Tech 5, Ole Miss 6  
 Louisiana 2, LSU 4

WEDNESDAY, APRIL 17

Georgia 8, USC Upstate 0  
 Kentucky 12, Western Kentucky 3  
 South Alabama 2, Mississippi State 0  
 Missouri 4, SIU Edwardsville 1  
 Texas A&M 11, North Texas 1

FRIDAY, APRIL 19

LSU at Tennessee 5 p.m.  
 Missouri at Georgia 5 p.m.  
 South Carolina at Florida 5 p.m.  
 Alabama at Arkansas 6 p.m.  
 Ole Miss at Texas A&M 6 p.m.

SATURDAY, APRIL 20

LSU at Tennessee 11 a.m.  
 South Carolina at Florida 11 a.m.  
 Missouri at Georgia 1 p.m.  
**Kentucky at Auburn 3 p.m.**  
 Ole Miss at Texas A&M 4 p.m.  
 Alabama at Arkansas 8 p.m.

SUNDAY, APRIL 21

South Carolina at Florida 10:30 a.m.  
 Missouri at Georgia 1 p.m.  
 Alabama at Arkansas 1 p.m.  
 LSU at Tennessee 1 p.m.  
 Ole Miss at Texas A&M 1 p.m.  
**Kentucky at Auburn 6 p.m.**

MONDAY, APRIL 22

**Kentucky at Auburn 6 p.m.**

AUBURN ACROSS THE COUNTRY...

AUBURN'S NCAA RANKINGS

Batting Average	.263 (181)
Double Plays per Game	.30 (122)
Doubles	28 (271)
Doubles per Game	0.76 (273)
Earned Run Average	2.65 (39)
Fielding Percentage	.976 (14)
Hit Batters	15 (60)
Home Runs per Game	0.89 (60)
On-Base Percentage	.370 (88)
Scoring	4.54 (117)
Shutouts	10 (21)
Slugging Percentage	.419 (111)
Stolen Bases per Game	1.46 (55)
Strikeout-to-Walk Ratio	4.73 (2)
Total Stolen Bases	45 (57)
Triples per Game	0.16 (135)
W/L Percentage	.635 (71)
Walks	129 (70)

INDIVIDUAL NCAA RANKINGS

SHELBY LOWE

47. Walks Allowed per Seven Innings	1.37
20. Strikeout-to-Walk Ratio	5.20

MAKAYLA PACKER

27. Triples	4
33. Triples per Game	0.11

MADDIE PENTA

4. Strikeouts	178
5. Shutouts	7
7. Starts	23
18. Innings Pitched	139.2
18. Strikeout-to-Walk Ratio	5.24
19. Strikeouts per Seven Innings	8.9
29. Hits Allowed per Seven Innings	4.41
36. Earned Run Average	1.60
41. Complete Games	12
50. Victories	13

ACTIVE D1 CAREER LEADERS

SHELBY LOWE

49. Earned Run Average	2.26
------------------------	------

MAKAYLA PACKER

40. Triples	10
-------------	----

MADDIE PENTA

3. Games Started	115
4. Strikeouts	855
7. Strikeouts per Seven Innings	9.30
9. Wins	73
14. Shutouts	20
14. Earned Run Average	1.72
15. Innings Pitched	643.1
19. Appearances	130
27. Complete Games	50

NFCA COACHES POLL

RK.	TEAM	RECORD
1.	Texas (24)	35-6
2.	Oklahoma (8)	38-4
3.	Duke	37-4
4.	<b>Tennessee</b>	<b>32-7</b>
5.	Stanford	34-7
6.	Oklahoma State	35-8
7.	<b>LSU</b>	<b>33-8</b>
8.	Washington	28-7
9.	Georgia	33-10
10.	Florida	35-9
11.	<b>Texas A&amp;M</b>	<b>32-9</b>
12.	UCLA	24-9
13.	<b>Missouri</b>	<b>33-11</b>
14.	<b>Alabama</b>	<b>30-9</b>
15.	<b>Virginia Tech</b>	<b>31-9-1</b>
16.	<b>Arkansas</b>	<b>30-11</b>
17.	Mississippi State	29-12
18.	Florida State	31-10
19.	Arizona	28-13-1
20.	California	29-12
21.	Clemson	28-14
22.	Oregon	24-15
23.	Boston University	34-4
24.	<b>Kentucky</b>	<b>26-15</b>
25.	Louisiana	29-14

RV:South Carolina, Northwestern, Miami, Texas State, AUBURN, Kansas, FAU, Grand Canyon.

USA SOFTBALL POLL

RK.	TEAM	RECORD
1.	Texas (25)	35-6
2.	Oklahoma	38-4
3.	Duke	37-4
4.	<b>Tennessee</b>	<b>32-7</b>
5.	Stanford	34-7
6.	Oklahoma State	35-8
7.	<b>LSU</b>	<b>33-8</b>
8.	Washington	28-7
9.	Georgia	33-10
10.	Florida	35-9
11.	UCLA	24-9
12.	<b>Texas A&amp;M</b>	<b>32-9</b>
13.	<b>Missouri</b>	<b>33-11</b>
14.	<b>Arkansas</b>	<b>30-11</b>
15.	<b>Alabama</b>	<b>30-9</b>
16.	<b>Virginia Tech</b>	<b>31-9-1</b>
17.	Mississippi State	29-12
18.	Florida State	31-10
19.	Louisiana	29-14
T20.	Clemson	28-13
T20.	Oregon	24-15
21.	Arizona	28-13-1
23.	<b>Kentucky</b>	<b>26-15</b>
24.	California	29-12
25.	Texas State	33-12

RV: Northwestern, Miami-OH, Baylor, Boston U, AUBURN, South Carolina, Penn State, UCF

D1 SOFTBALL POLL

RK.	TEAM	RECORD
1.	Texas	35-6
2.	Oklahoma	38-4
3.	Stanford	34-7
4.	Duke	37-4
5.	<b>Tennessee</b>	<b>32-7</b>
6.	Washington	28-7
7.	Oklahoma State	35-8
8.	<b>LSU</b>	<b>33-8</b>
9.	Florida	35-9
10.	<b>Missouri</b>	<b>33-11</b>
11.	<b>Texas A&amp;M</b>	<b>32-9</b>
12.	UCLA	24-9
13.	<b>Arkansas</b>	<b>30-11</b>
14.	Georgia	33-10
15.	<b>Virginia Tech</b>	<b>31-9-1</b>
16.	Florida State	31-10
17.	Mississippi State	29-12
18.	<b>Alabama</b>	<b>30-9</b>
19.	Arizona	28-13-1
20.	Louisiana	29-14
21.	<b>Northwestern</b>	<b>26-8</b>
22.	Clemson	28-13
23.	Boston University	35-4
24.	<b>Kentucky</b>	<b>26-15</b>
25.	Oregon	24-15

SOFTBALL AMERICA POLL

RK.	TEAM	RECORD
1.	Texas	35-6
2.	Oklahoma	38-4
3.	Duke	37-4
4.	<b>Tennessee</b>	<b>32-7</b>
5.	Stanford	34-7
6.	Oklahoma State	35-8
7.	<b>Texas A&amp;M</b>	<b>32-9</b>
8.	<b>Arkansas</b>	<b>30-11</b>
9.	<b>Missouri</b>	<b>33-11</b>
10.	<b>LSU</b>	<b>33-8</b>
11.	Georgia	33-10
12.	Florida	35-9
13.	<b>Alabama</b>	<b>30-9</b>
14.	Washington	28-7
15.	Mississippi State	29-12
16.	UCLA	24-9
17.	Louisiana	29-14
18.	<b>Virginia Tech</b>	<b>31-9-1</b>
19.	Florida State	31-10
20.	<b>Northwestern</b>	<b>26-8</b>
21.	Texas State	33-12
22.	Arizona	28-13-1
23.	Penn State	30-9
24.	Miami	32-6
25.	<b>Kentucky</b>	<b>26-15</b>

RV: AUBURN, Boston, UCF

AU IN THE POLLS

WK	NFCA	USA	D1	SA	RPI
PRE	19	20	19	20	--
WK1	25	24	NR	25	--
WK2	RV	24	NR	24	--
WK3	RV	25	NR	NR	--
WK4	25	25	NR	24	17
WK5	25	RV	NR	RV	19
WK6	25	RV	NR	NR	24
WK7	RV	RV	NR	NR	24
WK8	RV	RV	NR	NR	21
WK9	RV	RV	NR	NR	22
WK10	RV	RV	NR	RV	15

## AUBURN BY THE NUMBERS

### UNDER COACH DEAN...

	2024	AT AUBURN
Overall	23-13-1	229-122-1
Home	16-7-1	152-39-1
Away	4-6	42-57
Neutral	3-0	35-26
vs. SEC	5-10	59-78
Series Game One	1-4	19-28
Series Game Two	0-5	16-29
Series Game Three	4-1	24-21
vs. Non-Conference	18-3-1	170-44-1
Day Games	17-11-1	169-91-1
Night Games	6-2	60-31
Extra Innings	2-1	10-14
vs. Left-Handed Starters	2-2	21-19
vs. Right-Handed Starters	21-11-1	208-103-1
Starter receives decision	16-12	177-100
Reliever receives decision	7-1	52-22
Starter goes 5+ innings	15-8	144-58
Starter goes less than 5 inn.	8-5-1	85-64-1
Scoring First	20-3-1	178-30-1
Opponent Scores First	3-10	51-92
Leading after 5 innings	14-0-1	151-12-1
Trailing after 5 innings	3-11	13-86
Tied after 5 innings	1-1	13-17
Leading after 6 innings	13-0	143-6
Trailing after 6 innings	0-11	4-91
Tied after 6 inning	3-1	14-14
vs. Ranked Opponents	6-10	42-85
vs. Top-10 Opponents	3-3	11-35
Shutouts	10-2	91-31
One-Run Games	7-2	36-50
Two-Run Games	2-1	30-13
Scoring 0-2 Runs	4-10	24-89
Scoring 3-5 Runs	7-1-1	75-25-1
Scoring 6-9 Runs	10-2	90-8
Scoring 10+ Runs	2-0	40-0
Opponent Scores 0-2 Runs	16-1	180-26
Opponent Scores 3-5 Runs	6-7-1	41-47-1
Opponent Scores 6-9 Runs	1-3	8-37
Opponent Scores 10+ Runs	0-2	0-12
Out-Hit Opponent	16-3	186-16
Out-Hit by Opponent	6-10	29-97
Hits are Tied	1-0-1	14-9-1
Without Hitting a Homer	12-8	70-73
Hitting a Homer	11-5-1	159-49-1
Opponent Doesn't Hit a Homer	17-0	165-44
Opponent Hits a Homer	6-13-1	64-78-1
Errorless	16-5	129-36
Committing One Error	6-5	65-47
Committing 2+ errors	1-3-1	35-39-1
Opponent is errorless	7-8	62-58
<b>BY JERSEY</b>		
White	4-2	53-28
Navy	4-5-1	62-38-1
Orange	9-1	49-21
Gray	3-3	30-19
Pinstripe	3-1	32-15
Pink	0-0	3-0
Teal	0-1	0-1
<b>BY DAY OF WEEK</b>		
Monday	0-0	4-1
Tuesday	2-0	5-1
Wednesday	2-0	24-4
Thursday	3-0	15-4
Friday	5-4	65-31
Saturday	4-8-1	60-55-1
Sunday	7-1	56-26
<b>BY MONTH</b>		
February	8-2-1	92-18-1
March	8-9	77-38-0
April	7-2	46-39
May	0-0	15-27
June	0-0	0-0

### VERSUS CONFERENCE

<b>SEC</b>	<b>5-10</b>
Alabama	0-0
Arkansas	1-2
Kentucky	0-0
LSU	2-1
Missouri	1-2
Ole Miss	0-0
Tennessee	1-2
Texas A&M	0-3
<b>ACC</b>	<b>1-2-1</b>
Georgia Tech	1-1
Virginia Tech	0-1-1
<b>AMERICAN</b>	<b>3-0</b>
North Texas	1-0
Wichita State	1-0
UAB	1-0
<b>BIG SOUTH</b>	<b>2-0</b>
USC Upstate	2-0
<b>BIG TEN</b>	<b>1-0</b>
Northwestern	1-0
<b>BIG WEST</b>	<b>1-0</b>
UC Davis	1-0
<b>CONFERENCE USA</b>	<b>2-0</b>
Louisiana Tech	2-0
<b>MISSOURI VALLEY</b>	<b>2-1</b>
Belmont	1-0
Northern Iowa	1-1
<b>OHIO VALLEY</b>	<b>2-0</b>
Southeast Missouri State	2-0
<b>SOUTHERN</b>	<b>1-0</b>
Samford	1-0
<b>SUN BELT</b>	<b>2-0</b>
Georgia State	1-0
Troy	1-0
<b>PAC 12</b>	<b>1-0</b>
Utah	1-0

### COME FROM BEHIND WINS [5]

DATE	OPPONENT	DEFICIT(S)	FINAL
March 2	USC Upstate	1-4	W, 10-4
March 3	USC Upstate	2-4	W, 8-4
April 5	Georgia Tech	0-3	W, 4-3
April 12	LSU	1-2	W, 3-2
April 14	LSU	0-1	W, 3-1

### WALK-OFF WINS [7]

DATE	OPPONENT	SCORE (INN.)	GW PLAY
Feb. 15	Utah	1-0 (7)	Packer BB, RBI
Feb. 23	SEMO	8-0 (5)	Widra HR, RBI
Feb. 24	SEMO	13-5 (5)	E7F, Tresvik scored
Feb. 29	Georgia State	8-0 (6)	Clemmons 1B, RBI
March 3	North Texas	8-0 (6)	Mar. Penta HR, 3 RBI
March 3	USC Upstate	8-4 (7)	Packer HR, 4 RBI
April 5	Louisiana Tech	9-1 (5)	Widra 1B, RBI

## AUBURN VS. RANKED OPPONENTS

2024 RESULTS				BREAKDOWN			
DATE	OPPONENT	RANKING*	RESULT	YEAR	RECORD	RANKING	RECORD
Feb. 15	Utah	13	W, 1-0	1997	2-6	1	3-17
March 8	Missouri	12	L, 2-5	1998	1-11	2	3-13
March 9	Missouri	12	L, 0-5	1999	0-8-1	3	4-21
March 10	Missouri	12	W, 4-0	2000	4-14	4	11-19
March 16	Arkansas	20	L, 1-6	2001	2-12	5	2-7
March 16	Arkansas	20	L, 1-5	2002	5-13	6	7-26
March 17	Arkansas	20	W, 2-1	2003	1-15	7	6-12
March 22	Texas A&M	12	L, 1-5	2004	11-12	8	8-18
March 23	Texas A&M	12	L, 2-3	2005	8-8	9	3-11
March 24	Texas A&M	12	L, 6-14 (5)	2006	5-12	10	3-19
March 29	Tennessee	4	L, 1-5	2007	0-12	11	13-17
March 30	Tennessee	4	L, 4-8	2008	5-14	12	16-17
March 31	Tennessee	4	W, 4-1	2009	3-15	13	13-19
April 12	LSU	6	W, 3-2	2010	2-17	14	6-17
April 13	LSU	6	L, 0-2	2011	7-14	15	15-15
April 14	LSU	6	W, 3-1	2012	4-14	16	12-15
				2013	2-10	17	2-5
				2014	10-14	18	9-13
				2015	22-9	19	7-12
				2016	19-11	20	5-10
				2017	13-10	21	5-13-1
				2018	9-11	22	3-1
				2019	7-17	23	7-3
				2020	2-7	24	3-8
				2021	6-16	25	2-7
				2022	5-13		
				2023	7-10		
				2024	6-10		
				<b>TOTAL</b>	<b>168-335-1</b>	<b>TOTAL</b>	<b>168-335-1</b>

\*RANKINGS FROM NFCA COACHES POLL



## AUBURN HITTING BY THE NUMBERS

### HITTING

Clemmons Records Hit	4-1-1
Clemmons Records Multi-Hit Game	0-0
Clemmons Hits Home Run	0-0
Elkins Records Hit	6-3
Elkins Records Multi-Hit Game	1-0
Elkins Hits Home Run	2-0
Lech Records Hit	10-4-1
Lech Records Multi-Hit Game	3-0
Lech Hits Home Run	4-2-1
Lisenby Records Hit	2-3
Lisenby Records Multi-Hit Game	0-0
Lisenby Hits Home Run	0-0
Martin Records Hit	1-0
Martin Records Multi-Hit Game	0-0
Martin Hits Home Run	0-0
McCrary Records Hit	16-4-1
McCrary Records Multi-Hit Game	3-2
McCrary Hits Home Run	3-1-1
McNemar Records Hit	0-0
McNemar Records Multi-Hit Game	0-0
McNemar Hits Home Run	0-0
Milanowski Records Hit	3-1
Milanowski Records Multi-Hit Game	0-0
Milanowski Hits Home Run	0-0
Packer Records Hit	14-3-1
Packer Records Multi-Hit Game	6-1
Packer Hits Home Run	1-0
Penta, Mariah Records Hit	7-2
Penta, Mariah Multi-Hit Game	1-0
Penta, Mariah Hits Home Run	2-1
Peralta Records Hit	15-6
Peralta Records Multi-Hit Game	5-1
Peralta Hits Home Run	2-0
Roach Records Hit	4-5-1
Roach Records Multi-Hit Game	1-2
Roach Hits Home Run	0-0
Roberts Records Hit	1-1
Roberts Records Multi-Hit Game	0-0
Roberts Hits Home Run	0-0
Smith Records Hit	3-2
Smith Records Multi-Hit Game	1-0
Smith Hits Home Run	0-0
Stroud Records Hit	0-0
Stroud Records Multi-Hit Game	0-0
Stroud Hits Home Run	0-0
Tresvik Records Hit	15-10
Tresvik Records Multi-Hit Game	4-2
Tresvik Hits Home Run	0-2
Widra Records Hit	6-4
Widra Records Multi-Hit Game	4-1
Widra Hits Home Run	1-0
Wohlers Records Hit	17-7
Wohlers Records Multi-Hit Game	6-1
Wohlers Hits Home Run	3-2

### LEADING OFF

McCrary	10-5
Packer	0-1
Peralta	3-2-1
Roach	3-0
Wohlers	7-5

### HOME RUNS

CAREER DINGERS	SOLO	2R	3R	GS	TOTAL
Wohlers, Anna	18	4	3	---	25
Lech, Amelia	10	8	3	3	25
Peralta, Nelia	13	7	---	1	21
Tresvik, Icess	12	8	---	1	21
Packer, Makayla	7	4	---	2	13
McCrary, KK	6	2	---	---	8
Widra, Annabelle	4	2	---	---	6
Lisenby, Aubrie	1	2	1	---	4
Penta, Mariah	---	1	1	1	3
Elkins, Skylar	1	1	---	---	2
McNemar, Riley	---	1	---	---	1
Milanowski, Axe	---	---	1	---	1

### 2024 BREAKDOWN

Total	33
At Jane B. Moore Field	25
On the Road	6
At Neutral Sites	2
vs. RHP	33
vs. LHP	0
w/O Outs	10
w/1 Out	11
w/2 Outs	12
Solo	16
Two Run	11
Three Run	2
Grand Slam	4
Back-to-Back Jacks	1
Pinch-Hit Homer	1
Walk-Off	2
Opponent Total	39
Last HR Given Up vs. Georgia Tech (4/6/2024)	
Consecutive Games w/o HR (Season Long)	1 (4)

### 2024 TOUCH'EM ALL TRACKER

PLAYER	DATE	OPPONENT	ON-BASE	OUTS
1. A. Lech	Feb. 9	Virginia Tech	0	1
2. K. McCrary	Feb. 9	Belmont	0	0
3. K. McCrary	Feb. 10	Virginia Tech	0	0
4. A. Lech	Feb. 10	Virginia Tech	1	2
5. A. Lech	Feb. 15	UC Davis	3	2
6. A. Lech	Feb. 15	UC Davis	1	1
7. A. Widra	Feb. 23	SEMO	0	0
8. A. Widra	Feb. 23	SEMO	0	2
9. A. Lech	Feb. 24	SEMO	0	0
10. N. Peralta	Feb. 24	SEMO	3	1
11. Mar. Penta	Feb. 24	SEMO	1	2
12. S. Elkins	March 2	USC Upstate	1	1
13. N. Peralta	March 2	USC Upstate	1	2
14. K. McCrary	March 3	North Texas	1	2
15. A. Wohlers	March 3	North Texas	1	2
16. Mar. Penta	March 3	North Texas	2	1
17. S. Elkins	March 3	USC Upstate	0	0
18. M. Packer	March 3	USC Upstate	3	0
19. A. Lech	March 10	Missouri	0	0
20. A. Lech	March 10	Missouri	1	0
21. A. Wohlers	March 19	Troy	0	1
22. A. Wohlers	March 23	Texas A&M	0	2
23. A. Lech	March 23	Texas A&M	0	2
24. Mar. Penta	March 24	Texas A&M	3	1
25. K. McCrary	March 30	Tennessee	0	1
26. K. McCrary	March 30	Tennessee	0	2
27. I. Tresvik	March 30	Tennessee	1	1
28. A. Lech	April 3	Samford	2	2
29. K. McCrary	April 3	Samford	1	2
30. A. Wohlers	April 5	Louisiana Tech	0	1
31. K. McCrary	April 5	Louisiana Tech	0	1

PLAYER	DATE	OPPONENT	ON-BASE	OUTS
32. I. Tresvik	April 6	Georgia Tech	1	0
33. A. Wohlers	April 6	Georgia Tech	0	0

MULTIPLE-HIT GAMES	2	3	4	5+	2024	CAREER
Makayla Packer	7	-	-	-	7	30
Anna Wohlers	5	2	-	-	7	38
Nelia Peralta	6	-	-	-	6	32
Icess Tresvik	5	1	-	-	6	22
KK McCrary	4	1	-	-	5	13
Annabelle Widra	4	1	-	-	5	14
Amelia Lech	3	-	-	-	3	15
Rose Roach	2	1	-	-	3	5
Mariah Penta	1	-	-	-	1	1
Skylar Elkins	1	-	-	-	1	1
Abbey Smith	1	-	-	-	1	2
Aubrie Lisenby	-	-	-	-	-	6
<b>TEAM</b>	<b>39</b>	<b>6</b>	<b>0</b>	<b>0</b>	<b>45</b>	<b>179</b>

MULTIPLE-RBI GAMES	2	3	4	5+	2024	CAREER
Amelia Lech	4	3	-	1	8	22
Nelia Peralta	5	-	-	1	6	23
KK McCrary	4	-	-	-	4	8
Skylar Elkins	4	-	-	-	4	4
Mariah Penta	1	2	1	-	4	4
Icess Tresvik	3	1	-	-	4	22
Makayla Packer	2	-	1	-	3	14
Anna Wohlers	2	1	-	-	3	22
Annabelle Widra	3	-	-	-	3	7
Rose Roach	-	1	-	-	1	5
Aubrie Lisenby	-	1	-	-	1	8
Riley McNemar	-	-	-	-	-	2
Axe Milanowski	-	-	-	-	-	2
<b>TEAM</b>	<b>28</b>	<b>9</b>	<b>2</b>	<b>2</b>	<b>41</b>	<b>143</b>

HITTING STREAKS	CURRENT	2024	CAREER
Makayla Packer	---	6	9
Icess Tresvik	1	6	6
Amelia Lech	---	5	5
Anna Wohlers	---	5	5
KK McCrary	1	5	5
Rose Roach	---	4	5
Chalea Clemmons	---	3	3
Nelia Peralta	1	3	11
Mariah Penta	---	3	3
Aubrie Lisenby	---	2	4
Annabelle Widra	1	2	4
Abbey Smith	---	2	4
Skylar Elkins	2	2	2
Axe Milanowski	---	2	2
Thalia Martin	---	1	1
Millie Roberts	---	1	1
Riley McNemar	---	---	1

REACHED BASE	CURRENT	2024	CAREER
Makayla Packer	14	14	13
Amelia Lech	---	13	13
Nelia Peralta	1	11	29
KK McCrary	6	10	10
Anna Wohlers	---	8	8
Rose Roach	---	7	10
Icess Tresvik	1	7	7
Chalea Clemmons	---	4	4
Axe Milanowski	1	3	3
Aubrie Lisenby	1	3	8
Mariah Penta	---	3	3
Annabelle Widra	1	2	4
Abbey Smith	---	2	5
Skylar Elkins	2	2	2
Millie Roberts	1	2	2
Thalia Martin	---	1	1
Riley McNemar	---	1	2
Maddie Penta	1	---	1

## 2024 RESULTS

OVERALL RECORD: 23-13-1 | SEC: 5-10 | HOME: 16-7-1 | AWAY: 4-6 | NEUTRAL: 3-0

Date	Opponent	W/L	SCORE	INNINGS	OVERALL	SEC	PITCHER OF RECORD	ATTENDANCE	TIME
Feb. 9	! VIRGINIA TECH	L	1-8	(8)	0-1-0	0-0-0	M. Penta (L, 0-1)	1,825	2:29
Feb. 9	! BELMONT	W	6-1	7	1-1-0	0-0-0	A. Widra (W, 1-0)	1,825	2:06
Feb. 10	! VIRGINIA TECH	T	5-5	6	1-1-1	0-0-0	NONE	1,790	5:18
Feb. 14	@ vs. Wichita State	W	8-6	(8)	2-1-1	0-0-0	M. Penta (W, 1-1)	564	3:47
Feb. 15	@ vs. UC Davis	W	6-3	7	3-1-1	0-0-0	S. Lowe (W, 1-0)	579	1:55
Feb. 15	@ vs. #13 Utah	W	1-0	7	4-1-1	0-0-0	M. Penta (W, 2-1)	589	2:12
Feb. 23	# SEMO	W	8-0	5	5-1-1	0-0-0	S. Lowe (W, 2-0)	1,533	1:18
Feb. 24	# UNI	L	2-4	7	5-2-1	0-0-0	M. Penta (L, 2-2)	1,709	2:07
Feb. 24	# SEMO	W	13-5	5	6-2-1	0-0-0	A. Widra (W, 2-0)	1,709	2:05
Feb. 25	# UNI	W	1-0	7	7-2-1	0-0-0	M. Penta (W, 3-2)	1,518	1:35
Feb. 29	GEORGIA STATE	W	8-0	6	8-2-1	0-0-0	M. Penta (W, 4-2)	1,399	1:45
March 2	\$ NORTHWESTERN	W	1-0	7	9-2-1	0-0-0	M. Penta (W, 5-2)	1,814	1:52
March 2	\$ USC UPSTATE	W	10-4	7	10-2-1	0-0-0	A. Widra (W, 3-0)	1,814	1:54
March 3	\$ NORTH TEXAS	W	8-0	6	11-2-1	0-0-0	M. Penta (W, 6-2)	1,637	1:43
March 3	\$ USC UPSTATE	W	8-4	7	12-2-1	0-0-0	S. Lowe (W, 3-0)	1,637	1:54
March 8	* at #12 Missouri	L	2-5	7	12-3-1	0-1-0	M. Penta (L, 6-3)	1,935	2:10
March 9	* at #12 Missouri	L	0-5	7	12-4-1	0-2-0	A. Widra (L, 3-1)	2,222	2:00
March 10	* at #12 Missouri	W	4-0	7	13-4-1	1-2-0	M. Penta (W, 7-3)	2,086	2:20
March 16	* #20 ARKANSAS-1	L	1-6	7	13-5-1	1-3-0	M. Penta (L, 7-4)	1,845	1:50
March 16	* #20 ARKANSAS-2	L	1-5	7	13-6-1	1-4-0	S. Lowe (L, 3-1)	1,845	2:22
March 17	* #20 ARKANSAS	W	2-1	7	14-6-1	2-4-0	M. Penta (W, 8-4)	1,620	1:52
March 19	at Troy	W	4-3	(10)	15-6-1	2-4-0	S. Lowe (W, 4-1)	937	3:20
March 22	* at #12 Texas A&M	L	1-5	7	15-7-1	2-5-0	S. Lowe (L, 4-2)	1,924	2:00
March 23	* at #12 Texas A&M	L	2-3	7	15-8-1	2-6-0	M. Penta (L, 8-5)	1,898	1:49
March 24	* at #12 Texas A&M	L	6-14	5	15-9-1	2-7-0	E. Rolfe (L, 0-1)	1,687	2:01
March 29	* #4 TENNESSEE	L	1-5	7	15-10-1	2-8-0	M. Penta (L, 8-6)	1,967	2:20
March 30	* #4 TENNESSEE	L	4-8	7	15-11-1	2-9-0	S. Lowe (L, 4-3)	2,056	2:17
March 31	* #4 TENNESSEE	W	4-1	7	16-11-1	3-9-0	M. Penta (W, 9-6)	1,775	2:06
April 3	SAMFORD	W	8-0	5	17-11-1	3-9-0	M. Penta (W, 10-6)	1,671	1:34
April 5	LOUISIANA TECH	W	9-1	5	18-11-1	3-9-0	S. Lowe (W, 5-3)	1,820	1:38
April 5	GEORGIA TECH	W	4-3	7	19-11-1	3-9-0	A. Widra (W, 4-1)	1,820	2:14
April 6	LOUISIANA TECH	W	5-0	7	20-11-1	3-9-0	M. Penta (W, 11-6)	1,942	2:05
April 6	GEORGIA TECH	L	9-10	7	20-12-1	3-9-0	A. Widra (L, 4-2)	1,942	2:25
April 9	UAB	W	9-0	5	21-12-1	3-9-0	M. Penta (W, 12-6)	1,508	1:31
April 12	* at #6 LSU	W	3-2	7	22-12-1	4-9-0	M. Penta (W, 13-6)	2,140	2:09
April 13	* at #6 LSU	L	0-2	7	22-13-1	4-10-0	M. Penta (L, 13-7)	2,655	1:39
April 14	* at #6 LSU	W	3-1	7	23-13-1	5-10-0	S. Lowe (W, 6-3)	2,621	2:05

2024 OVERALL STATISTICS



2024 Auburn Softball  
Overall Statistics for Auburn (as of Apr 15, 2024)  
(All games Sorted by Batting avg)



Record: 23-13-1 Home: 16-7-1 Away: 4-6 Neutral: 3-0 SEC: 5-10

Player	avg	gp-gs	ab	r	h	2b	3b	hr	rbi	tb	slg%	bb	hp	so	gdp	ob%	sf	sh	sb-att	po	a	e	fld%	
22 Anna Wohlers	.333	37-37	96	26	32	7	0	5	16	54	.563	12	7	20	1	.436	2	0	6-6	71	45	2	.983	
3 Icess Tresvik	.308	37-37	104	20	32	2	0	2	14	40	.385	15	0	20	2	.392	1	0	15-17	35	4	0	1.000	
10 Makayla Packer	.291	37-37	86	20	25	2	4	1	13	38	.442	17	7	21	1	.441	1	6	13-14	55	2	0	1.000	
13 Nelia Peralta	.290	35-35	93	12	27	3	1	2	23	38	.409	18	3	13	4	.417	1	1	4-4	52	48	7	.935	
16 KK McCrary	.287	36-36	94	23	27	2	1	7	11	52	.553	21	5	18	0	.438	1	2	4-4	29	0	0	1.000	
34 Amelia Lech	.228	37-36	79	13	18	5	0	9	30	50	.633	17	3	30	2	.380	1	1	0-0	150	6	2	.987	
-----																								
17 Chalea Clemmons	.300	12-5	20	1	6	1	0	0	1	7	.350	2	0	5	0	.364	0	0	0-1	0	0	0	.000	
15 Skylar Elkins	.286	24-11	35	6	10	1	0	2	9	17	.486	2	2	9	0	.359	0	0	2-2	77	4	2	.976	
66 Annabelle Widra	.276	28-22	58	10	16	1	0	2	8	23	.397	4	0	14	0	.323	0	1	3-5	14	24	2	.950	
99 Rose Roach	.264	22-22	53	3	14	0	0	0	5	14	.264	7	0	6	0	.350	0	5	0-2	31	40	4	.947	
23 Axe Milanowski	.235	26-1	17	3	4	0	0	0	1	4	.235	3	1	7	0	.381	0	0	0-0	45	0	0	1.000	
5 Mariah Penta	.208	26-20	48	6	10	4	0	3	15	23	.479	2	0	10	1	.235	1	0	1-1	9	4	1	.929	
20 Abbey Smith	.207	34-10	29	13	6	0	0	0	1	6	.207	1	0	4	0	.233	0	5	4-4	25	0	0	1.000	
1 Thalia Martin	.143	22-1	7	5	1	0	0	0	0	1	.143	0	1	2	0	.250	0	0	2-3	0	0	0	.000	
31 Millie Roberts	.133	14-3	15	0	2	0	0	0	0	2	.133	2	0	5	0	.235	0	1	0-0	0	1	0	1.000	
11 Aubrie Lisenby	.122	22-18	41	2	5	0	0	0	4	5	.122	5	0	7	0	.208	2	1	0-0	128	12	2	.986	
18 Riley McNemar	.000	27-3	11	5	0	0	0	0	2	0	.000	1	0	1	1	.077	1	0	0-0	7	3	0	1.000	
36 Kyla Stroud	.000	6-0	6	0	0	0	0	0	0	0	.000	0	0	4	0	.000	0	0	0-0	0	0	0	.000	
24 Malayna Tamborra	.000	2-0	1	0	0	0	0	0	0	0	.000	0	0	0	0	.000	0	0	0-0	0	4	0	1.000	
Totals	.263	37	893	168	235	28	6	33	153	374	.419	129	29	196	12	.370	11	23	54-63	730	217	23	.976	
Opponents	.225	37	919	120	207	33	3	41	108	369	.402	55	15	260	7	.279	3	9	20-28	704	288	38	.963	

LOB - Team (214), Opp (152). DPs turned - Team (11), Opp (16). IBB - Team (1), K. McCrary 1.

(All games Sorted by Earned run avg)

Player	era	w-l	app	gs	cg	sho	sv	ip	h	r	er	bb	so	2b	3b	hr	b/avg	wp	hp	bk	sfa	sha
9 Maddie Penta	1.60	13-7	24	23	12	7/2	1	139.2	88	46	32	34	178	16	2	15	.176	13	9	0	1	4
55 Shelby Lowe	3.16	6-3	17	10	2	0/3	0	51.0	44	26	23	10	52	2	1	10	.230	1	3	0	1	3
-----																						
66 Annabelle Widra	3.84	4-2	17	3	0	0/2	1	27.1	33	20	15	3	25	7	0	9	.282	2	1	0	0	0
24 Malayna Tamborra	6.16	0-0	9	0	0	0/0	0	19.1	32	18	17	5	2	7	0	5	.376	0	1	0	1	1
4 Emmah Rolfe	11.67	0-1	6	1	0	0/0	0	6.0	10	10	10	3	3	1	0	2	.385	0	1	0	0	1
Totals	2.65	23-13	37	37	14	10/3	2	243.1	207	120	92	55	260	33	3	41	.225	16	15	0	3	9
Opponents	4.27	13-23	37	37	13	2/0	1	234.2	235	168	143	129	196	28	6	33	.263	22	29	0	11	23

PB - Team (6), S. Elkins 3, A. Lisenby 2, A. Wohlers 1, Opp (7). SBA/ATT - A. Lisenby (9-13), M. Penta (10-13), S. Elkins (8-11), A. Widra (4-6), S. Lowe (4-5), A. Wohlers (3-4), E. Rolfe (2-3), M. Tamborra (0-1).



2023 CONFERENCE STATISTICS



**2024 Auburn Softball**  
**Conference statistics for Auburn (as of Apr 15, 2024)**  
**(SEC games only Sorted by Batting avg)**



Record: 5-10 Home: 2-4 Away: 3-6 SEC: 5-10

Player	avg	gp-gs	ab	r	h	2b	3b	hr	rbi	tb	slg%	bb	hp	so	gdp	ob%	sf	sh	sb-att	po	a	e	fld%
99 Rose Roach	.290	12-12	31	1	9	0	0	0	1	9	.290	3	0	4	0	.353	0	1	0-0	20	27	4	.922
13 Nelia Peralta	.268	15-15	41	2	11	2	1	0	6	15	.366	5	1	3	2	.362	0	0	3-3	30	25	1	.982
16 KK McCrary	.263	14-14	38	7	10	2	1	2	2	20	.526	8	1	10	0	.404	0	1	1-1	9	0	0	1.000
22 Anna Wohlers	.209	15-15	43	4	9	3	0	1	3	15	.349	0	3	15	1	.255	1	0	1-1	33	10	0	1.000
3 Icess Tresvik	.205	15-15	44	2	9	0	0	1	3	12	.273	2	0	10	1	.239	0	0	2-3	11	2	0	1.000
34 Amelia Lech	.147	15-14	34	4	5	2	0	3	6	16	.471	2	1	13	0	.216	0	0	0-0	61	3	1	.985
10 Makayla Packer	.114	15-15	35	2	4	1	1	0	1	7	.200	6	4	12	0	.311	0	4	5-5	28	1	0	1.000
-----																							
23 Axe Milanowski	.286	10-1	7	0	2	0	0	0	1	2	.286	1	1	4	0	.444	0	0	0-0	24	0	0	1.000
66 Annabelle Widra	.261	12-9	23	3	6	0	0	0	3	6	.261	1	0	4	0	.292	0	0	1-2	8	11	1	.950
31 Millie Roberts	.250	5-0	4	0	1	0	0	0	0	1	.250	1	0	0	0	.400	0	0	0-0	0	0	0	.000
20 Abbey Smith	.222	14-9	18	4	4	0	0	0	1	4	.222	1	0	2	0	.263	0	2	0-0	20	0	0	1.000
15 Skylar Elkins	.200	7-3	10	1	2	0	0	0	0	2	.200	0	0	4	0	.200	0	0	1-1	12	1	1	.929
11 Aubrie Lisenby	.167	7-5	12	0	2	0	0	0	0	2	.167	2	0	2	0	.286	0	0	0-0	28	3	0	1.000
5 Mariah Penta	.105	9-8	19	1	2	0	0	1	4	5	.263	0	0	4	1	.105	0	0	0-0	5	1	1	.857
18 Riley McNemar	.000	9-0	4	2	0	0	0	0	0	0	.000	0	0	0	0	.000	0	0	0-0	2	1	0	1.000
17 Chalea Clemmons	.000	1-0	2	0	0	0	0	0	0	0	.000	0	0	1	0	.000	0	0	0-0	0	0	0	.000
1 Thalia Martin	.000	8-0	1	1	0	0	0	0	0	0	.000	0	0	1	0	.000	0	0	0-1	0	0	0	.000
24 Malayna Tamborra	.000	1-0	0	0	0	0	0	0	0	0	.000	0	0	0	0	.000	0	0	0-0	0	1	0	1.000
Totals	.208	15	366	34	76	10	3	8	31	116	.317	32	11	89	5	.290	1	8	14-17	292	95	9	.977
Opponents	.260	15	381	63	99	15	0	26	61	192	.504	28	5	68	4	.318	1	2	11-14	303	125	10	.977

LOB - Team (81), Opp (62). DPs turned - Team (6), Opp (7).

**(SEC games only Sorted by Earned run avg)**

Player	era	w-l	app	gs	cg	sho	sv	ip	h	r	er	bb	so	2b	3b	hr	b/avg	wp	hp	bk	sfa	sha
9 Maddie Penta	3.13	4-5	10	9	5	1/0	0	53.2	49	27	24	17	46	9	0	10	.240	4	3	0	0	1
55 Shelby Lowe	3.72	1-3	6	5	1	0/0	0	26.1	20	14	14	5	17	1	0	9	.208	0	2	0	0	0
-----																						
66 Annabelle Widra	3.15	0-1	6	1	0	0/0	0	6.2	10	8	3	2	2	3	0	3	.313	1	0	0	0	0
24 Malayna Tamborra	6.72	0-0	5	0	0	0/0	0	8.1	16	9	8	2	2	2	0	3	.410	0	0	0	1	0
4 Emmah Rolfe	15.00	0-1	3	0	0	0/0	0	2.1	4	5	5	2	1	0	0	1	.400	0	0	0	0	1
Totals	3.88	5-10	15	15	6	1/0	0	97.1	99	63	54	28	68	15	0	26	.260	5	5	0	1	2
Opponents	2.08	10-5	15	15	7	2/0	0	101.0	76	34	30	32	89	10	3	8	.208	8	11	0	1	8

PB - Team (2), S. Elkins 1, A. Lisenby 1, Opp (4). SBA/ATT - M. Penta (7-8), A. Lisenby (4-5), S. Elkins (4-5), A. Wohlers (3-4), S. Lowe (3-3), E. Rolfe (0-1), M. Tamborra (0-1), A. Widra (1-1).

### 2024 TEAM HITTING LEADERS

BATTING AVERAGE			SLUGGING PCT.			ON BASE PCT.		
1.	Anna Wohlers	.333	1.	Amelia Lech	.633	1.	Makayla Packer	.441
2.	Icess Tresvik	.308	2.	Anna Wohlers	.563	2.	KK McCrary	.438
3.	Makayla Packer	.291	3.	KK McCrary	.553	3.	Anna Wohlers	.436
4.	Nelia Peralta	.290	4.	Makayla Packer	.442	4.	Nelia Peralta	.417
5.	KK McCrary	.287	5.	Nelia Peralta	.409	5.	Icess Tresvik	.362
RUNS SCORED			HITS			RUNS BATTED IN		
1.	Anna Wohlers	26	1.	Icess Tresvik	32	1.	Amelia Lech	30
2.	KK McCrary	23	2.	Anna Wohlers	32	2.	Nelia Peralta	23
3.	Makayla Packer	20	3.	Nelia Peralta	27	3.	Anna Wohlers	16
4.	Icess Tresvik	20	4.	KK McCrary	27	4.	Mariah Penta	15
5.	Two tied at ...	13	5.	Makayla Packer	25	5.	Icess Tresvik	14
DOUBLES			TRIPLES			HOME RUNS		
1.	Anna Wohlers	7	1.	Makayla Packer	4	1.	Amelia Lech	9
2.	Amelia Lech	5	2.	KK McCrary	1	2.	KK McCrary	7
3.	Mariah Penta	4	3.	Nelia Peralta	1	3.	Anna Wohlers	5
4.	Nelia Peralta	3				4.	Mariah Penta	3
5.	Three tied at ...	2				5.	Four tied at ...	2
TOTAL BASES			WALKS			HIT BY PITCH		
1.	Anna Wohlers	54	1.	KK McCrary	21	1.	Anna Wohlers	7
2.	KK McCrary	52	2.	Nelia Peralta	18	2.	Makayla Packer	7
3.	Amelia Lech	50	3.	Amelia Lech	17	3.	KK McCrary	5
4.	Icess Tresvik	40	4.	Makayla Packer	17	4.	Nelia Peralta	3
5.	Two tied at ...	38	5.	Icess Tresvik	15		Amelia Lech	3
SAC BUNTS			SAC FLIES			STOLEN BASES		
1.	Makayla Packer	6	1.	Aubrie Lisenby	2	1.	Icess Tresvik	14
2.	Abbey Smith	5	2.	Anna Wohlers	2	2.	Makayla Packer	13
3.	Rose Roach	5	3.	Seven tied at ...	1	3.	Anna Wohlers	6
4.	KK McCrary	2				4.	Three tied at ...	4
5.	Five tied at ...	1						

### 2024 TEAM PITCHING LEADERS

ERA			OPP. BATTING AVG.			WIN-LOSS PCT.		
1.	Maddie Penta	1.60	1.	Maddie Penta	.176	1.	Shelby Lowe	.667
2.	Shelby Lowe	3.16	2.	Shelby Lowe	.230	2.	Maddie Penta	.650
WINS			SAVES			INNINGS PITCHED		
1.	Maddie Penta	13	1.	Annabelle Widra	1	1.	Maddie Penta	139.2
2.	Shelby Lowe	6	2.	Maddie Penta	1	2.	Shelby Lowe	51.0
3.	Annabelle Widra	4						
STRIKEOUTS			SO LOOKING			APPEARANCES		
1.	Maddie Penta	178	1.	Maddie Penta	29	1.	Maddie Penta	24
2.	Shelby Lowe	52	2.	Shelby Lowe	11	2.	Annabelle Widra	17
3.	Annabelle Widra	25	3.	Annabelle Widra	8	3.	Shelby Lowe	17
4.	Emmah Rolfe	3	4.	Emmah Rolfe	1	4.	Malayna Tamborra	9
5.	Malayna Tamborra	2		Malayna Tamborra	1	5.	Emmah Rolfe	6
GAMES STARTED			GAMES FINISHED			GAMES IN RELIEF		
1.	Maddie Penta	23	1.	Annabelle Widra	10	1.	Annabelle Widra	14
2.	Shelby Lowe	10	2.	Malayna Tamborra	4	2.	Malayna Tamborra	9
3.	Annabelle Widra	3		Emmah Rolfe	4	3.	Shelby Lowe	7
4.	Emmah Rolfe	1	5.	Shelby Lowe	4	4.	Emmah Rolfe	5
				Maddie Penta	1	5.	Maddie Penta	1

### 2024 TEAM FIELDING LEADERS

FIELDING PCT.			PUTOUTS			ASSISTS		
1.	Makayla Packer	1.000	1.	Amelia Lech	150	1.	Nelia Peralta	48
	Icess Tresvik	1.000	2.	Aubrie Lisenby	128	2.	Anna Wohlers	45
	KK McCrary	1.000	3.	Skylar Elkins	77	3.	Rose Roach	40
	Axe Milanowski	1.000	4.	Anna Wohlers	71	4.	Annabelle Widra	24
	Abbey Smith	1.000	5.	Makayla Packer	55	5.	Maddie Penta	15

## AUBURN HITTING BY OPPONENT

OPPONENT	G	W-L-T	AVG.	R	H	2B	3B	HR	BB	SO	SB-ATT	SLG	OBP
Virginia Tech	2	0-1-1	.250	6	13	1	0	3	8	15	3-3	.442	.361
Belmont	1	1-0	.292	6	7	3	0	1	5	4	1-1	.542	.491
Wichita State	1	1-0	.192	8	5	0	0	0	11	9	3-4	.192	.475
UC Davis	1	1-0	.348	6	8	1	0	2	5	3	0-2	.652	.464
Utah	1	1-0	.333	1	8	0	0	0	7	8	0-0	.333	.500
UNI	2	1-1	.190	3	8	0	0	0	5	17	5-6	.190	.306
Georgia State	1	1-0	.400	8	8	1	0	0	6	2	4-4	.450	.500
Northwestern	1	1-0	.091	1	2	0	0	0	4	9	0-0	.091	.231
USC Upstate	2	2-0	.333	18	17	1	0	4	7	2	1-1	.588	.417
North Texas	1	1-0	.391	8	9	0	1	3	1	4	1-2	.870	.400
Missouri	3	1-2	.224	6	17	3	1	2	5	24	3-3	.368	.280
Arkansas	3	1-2	.233	4	17	1	0	0	6	18	2-2	.247	.296
Troy	1	1-0	.257	4	9	1	1	1	5	10	1-1	.429	.409
Texas A&M	3	0-3	.235	9	16	1	0	3	7	13	0-1	.382	.333
Tennessee	3	1-2	.184	9	14	3	2	3	5	12	1-2	.395	.271
Samford	1	1-0	.368	8	7	1	1	2	5	4	4-4	.842	.520
Louisiana Tech	2	2-0	.391	14	18	2	0	2	5	5	9-10	.565	.436
Georgia Tech	2	1-1	.309	13	17	5	0	2	8	8	0-0	.509	.397
UAB	1	1-0	.368	9	7	1	0	0	6	0	4-4	.421	.536
LSU	2	2-1	.164	6	12	2	0	0	9	22	8-9	.192	.274
Kentucky													
Ole Miss													
Alabama													

## AUBURN HITTING BY MONTH

MONTH	G	W-L-T	AVG.	R	H	2B	3B	HR	BB	SO	SB-ATT	SLG	OBP
February	11	8-2-1	.284	59	73	7	0	11	56	65	20-24	.440	.423
March	17	8-9	.238	59	101	10	5	16	40	92	9-12	.399	.322
April	9	7-2	.288	50	61	11	1	6	33	39	25-27	.434	.392
May													
June													

## AUBURN HITTING BY SITE

SITE	G	W-L-T	AVG.	R	H	2B	3B	HR	BB	SO	SB-ATT	SLG	OBP
Home	24	16-7-1	.282	128	160	20	4	25	80	107	39-43	.463	.378
Away	10	4-6	.214	25	54	7	2	6	26	69	12-14	.329	.313
Neutral	3	3-0	.288	15	21	1	0	2	23	20	3-6	.384	.480



AUBURN PITCHING BY OPPONENT

OPPONENT	G/CG	W-L-S	ERA	IP	H	R	ER	2B	3B	HR	K	BB	BAA
Virginia Tech	2/0	0-1-0	2.50	14.0	16	13	5	4	0	3	19	4	.276
Belmont	1/0	1-0-0	1.00	7.0	9	1	1	2	0	0	7	0	.300
Wichita State	1/0	1-0-0	4.38	8.0	8	6	5	0	0	2	12	2	.235
UC Davis	1/0	1-0-1	3.00	7.0	9	3	3	2	1	0	9	0	.310
Utah	1/1	1-0-0	0.00	7.0	6	0	0	0	0	0	5	2	.214
SEMO	1/0	2-0-0	3.50	10.0	6	5	5	3	0	0	11	4	.171
UNI	2/2	1-1-0	0.50	14.0	2	4	1	0	0	1	21	2	.043
Georgia State	1/1	1-0-0	0.00	6.0	0	0	0	0	0	0	13	0	.000
Northwestern	1/1	1-0-0	0.00	7.0	4	0	0	1	1	0	10	1	.167
USC Upstate	2/0	2-0-0	2.00	14.0	10	8	4	0	0	3	8	3	.200
North Texas	1/1	1-0-0	0.00	6.0	2	0	0	2	0	0	11	0	.105
Missouri	3/1	1-2-0	1.47	19.0	19	10	4	5	0	3	14	2	.250
Arkansas	3/1	1-2-0	4.00	21.0	21	12	12	1	0	6	13	5	.266
Troy	1/0	1-0-0	1.40	10.0	7	3	2	1	1	1	16	2	.194
Texas A&M	3/1	0-3-0	9.00	16.1	21	22	21	5	0	8	12	7	.309
Tennessee	3/1	1-2-0	4.00	21.0	23	14	12	1	0	7	18	9	.267
Samford	1/0	1-0-0	0.00	5.0	0	0	0	0	0	0	10	0	.000
Louisiana Tech	2/2	2-0-0	0.58	12.0	6	1	1	0	0	0	21	2	.143
Georgia Tech	2/0	1-1-1	5.50	14.0	22	13	11	3	0	5	12	4	.373
UAB	1/0	1-0-0	0.00	5.0	0	0	0	0	0	0	7	1	.000
LSU	3/2	2-1-0	1.75	20.0	15	5	5	3	0	2	11	5	.208
Kentucky													
Ole Miss													
Alabama													

AUBURN PITCHING BY MONTH

MONTH	G/CG	W-L-S	ERA	IP	H	R	ER	2B	3B	HR	K	BB	BAA
February	11/4	8-2-1	1.92	73.0	56	32	20	11	1	6	97	14	.201
March	17/6	8-9-0	3.37	114.1	108	69	55	16	2	28	102	29	.247
April	9/4	7-2-1	2.12	56.0	43	19	17	6	0	7	61	12	.212
May													
June													

AUBURN PITCHING BY SITE

SITE	G/CG	W-L-S	ERA	IP	H	R	ER	2B	3B	HR	K	BB	BAA
Home	24/9	16-7-1	2.33	156.0	121	71	52	17	1	25	181	35	.210
Away	10/4	4-6-0	3.43	65.1	63	40	32	14	1	14	53	16	.250
Neutral	3/1	3-0-1	2.55	22.0	23	9	8	2	1	2	26	4	.253

## THE LAST TIME A TEAM...

## BATTING

Did not strikeout in a game \_\_\_\_\_ vs. South Carolina (4/9/2024)  
 Hit two grand slams in a game \_\_\_\_\_ at Arkansas (4/15/2016)  
 Hit three home runs in a game \_\_\_\_\_ vs. #4 Tennessee (3/30/2024)  
 Hit four home runs in a game \_\_\_\_\_ vs. Ole Miss (3/31/2023)  
 Hit five home runs in a game \_\_\_\_\_ vs. Indiana State (2/28/2016)  
 All nine starters scored in a game \_\_\_\_\_ at Mississippi State (3/24/2019)  
 Scored 10+ runs \_\_\_\_\_ 10, vs. USC Upstate (3/2/2024)  
 Scored 15+ runs \_\_\_\_\_ 15 vs. Niagara (4/15/2022)  
 Scored 20+ runs \_\_\_\_\_ 22 vs. Alabama State (3/21/2018)  
 Scored 20+ runs in consecutive games \_\_\_\_\_ 21, 23 at Arkansas (4/16/2016-4/17/2016)  
 Scored 25+ runs \_\_\_\_\_ 28 vs. Butler (2/13/2016)  
 Scored in every inning \_\_\_\_\_ vs. UAB (5 inn.) (4/9/2024)  
 Had 20+ hits \_\_\_\_\_ 20 at Arkansas (4/16/2016)  
 Had 25+ hits \_\_\_\_\_ 26 vs. Butler (2/13/2016)  
 Drew 10+ walks \_\_\_\_\_ 11, vs. Wichita State (2/14/2024)  
 Drew 15+ walks \_\_\_\_\_ 16 vs. UL-Lafayette (5/22/2015)  
 Stole 5+ bases \_\_\_\_\_ 6, vs. Louisiana Tech (April 6, 2024)  
 Stole 7+ bases \_\_\_\_\_ 7, vs. North Dakota State (2/25/23)  
 Scored 8+ runs in an inning \_\_\_\_\_ 8 in 3rd inn. vs. SEMO (2/24/2024)  
 Scored 10+ runs in an inning \_\_\_\_\_ 12 in 6th inn. vs. Texas A&M (3/17/2019)  
 Scored 15+ runs in an inning \_\_\_\_\_ 15 in 1st inn. vs. Butler (2/13/2015)

## PITCHING

Shut out team in entire series \_\_\_\_\_ Outscored Arkansas 54-0 (3 games) (4/15-17/2016)  
 Shutout win \_\_\_\_\_ 9-0 vs. UAB (4/9/2024)  
 Back-to-back shutouts \_\_\_\_\_ 8-0 (6 inn.) vs. Georgia State (2/29/2024)  
 \_\_\_\_\_ 1-0, vs. Northwestern (3/2/2024)  
 Three consecutive shutouts \_\_\_\_\_ 1-0 vs. UNI (2/25/2024)  
 \_\_\_\_\_ 8-0 (6 inn.) vs. Georgia State (2/29/2024)  
 \_\_\_\_\_ 1-0, vs. Northwestern (3/2/2024)  
 Six consecutive shutouts \_\_\_\_\_ 4-0 vs. North Dakota State (2/26/2023),  
 \_\_\_\_\_ 7-0 vs. Merrimack (2/25/2023),  
 \_\_\_\_\_ 9-0 vs. North Dakota State (6 inn.) (2/25/2023),  
 \_\_\_\_\_ 9-0 vs. Brown (5 inn.) (2/24/2023)  
 \_\_\_\_\_ 12-0 vs. Merrimack (5 inn.) (2/24/2023), 11-0, at Troy (3/1/2023)  
 Was shut out \_\_\_\_\_ 0-2 at #6 LSU (4/13/2024)  
 Was shut out at home \_\_\_\_\_ 0-3 vs. #7 Florida (4/3/2022)  
 Was no-hit \_\_\_\_\_ 0-2 at #6 LSU (4/13/2024)  
 Perfect game against \_\_\_\_\_ 6-0 vs. #1 Washington (2/11/2010)  
 Walked 10+ batters \_\_\_\_\_ 12 at #13 Tennessee (4/30/2016)

## FIELDING

Made 5 errors \_\_\_\_\_ 5 at #8 Kentucky (3/27/2022)  
 Made 6+ errors \_\_\_\_\_ 7 vs. South Carolina (3/19/2022)

## WINS &amp; LOSSES

Began season with at least 15 straight wins \_\_\_\_\_ 2018  
 Won at least 10 straight games \_\_\_\_\_ 16 (2/11/2023-3/3/2023)  
 Won at least 15 straight games \_\_\_\_\_ 16 (2/11/2023-3/3/2023)  
 Road win vs. ranked SEC foe \_\_\_\_\_ 3-1 at #6 LSU (4/14/2024)  
 Win vs. ranked team \_\_\_\_\_ 3-1 at #6 LSU (4/14/2024)  
 Five-game winning streak vs. ranked foes \_\_\_\_\_ (3/17-3/25/2018)  
 Win vs. No. 1 ranked team \_\_\_\_\_ 3-2 vs. #1 Oklahoma (2/9/2017)  
 Win vs. Top 5 team \_\_\_\_\_ 4-1 vs. #4 Tennessee (3/31/2024)  
 Win vs. Top 10 team \_\_\_\_\_ 3-1 at #6 LSU (4/14/2024)  
 Home series win vs. ranked SEC team \_\_\_\_\_ 2-1 vs. #13 LSU (4/14/23-4/16/23)  
 Home series sweep vs. ranked SEC team \_\_\_\_\_ 3-0 vs. #18 Kentucky (3/23-3/25/2018)  
 Road series win vs. ranked SEC team \_\_\_\_\_ 2-1 at #6 LSU (4/13/2024-4/14/2024)  
 Road series sweep vs. ranked SEC team \_\_\_\_\_ 3-0 at #18 Georgia (3/31-2017-4/2/2017)  
 Won in extra innings \_\_\_\_\_ 4-3 (10 inn.) at Troy (3/19/2024)  
 Lost in extra innings \_\_\_\_\_ 1-8 (8 inn.) vs. Virginia Tech (2/9/2024)  
 Was run-ruled \_\_\_\_\_ 6-14 (5 inn.) at #12 Texas A&M (3/24/2024)  
 Won when trailing after 6 innings \_\_\_\_\_ vs. Texas A&M (3/11/22)  
 Overcame 5+ run deficit to win \_\_\_\_\_ Trailing 7-0, won 8-7 (10 inn.) vs. UNCW (2/14/2020)

## THE LAST TIME AN INDIVIDUAL...

## BATTING

Had 4 hits \_\_\_\_\_ 4, Aubrie Lisenby & Jessie Blaine vs. Niagara (4/15/2022)  
 Had 5+ hits \_\_\_\_\_ 5, Jade Rhodes at Arkansas (4/16/2016)  
 Had 4 runs \_\_\_\_\_ 4, Alyssa Rivera vs. UNCW (2/15/2020)  
 Had 5+ runs \_\_\_\_\_ 5, Kim Blair vs. Alabama A&M (2/14/1999)  
 Had 2 doubles \_\_\_\_\_ 2, Anna Wohlers at #6 LSU (4/12/2024)  
 Had 3+ doubles \_\_\_\_\_ 3, Sydney Cox vs. St. John's (2/11/2022)  
 Had 2 triples \_\_\_\_\_ 2, Kendall Veach vs. #18 Georgia (4/2/2017)  
 Had 2 home runs \_\_\_\_\_ 2, KK McCrary vs. #4 Tennessee (3/30/2024)  
 Had 2 home runs in same inn. \_\_\_\_\_ Justus Perry 3rd inn. vs. Alabama State (3/21/2018)  
 Had 3+ home runs \_\_\_\_\_ 3, Jade Rhodes at Ole Miss (3/14/2015)  
 Had grand slam \_\_\_\_\_ Mariah Penta at #12 Texas A&M (3/24/2024)  
 Had back-to-back home runs \_\_\_\_\_ A. Wohlers and K. McCrary vs. Louisiana Tech (April 5, 2024)  
 Had 5+ RBI \_\_\_\_\_ 5, Nelia Peralta vs. SEMO (2/24/2024)  
 Had 6+ RBI \_\_\_\_\_ 6, Amelia Lech vs. UC Davis (2/15/2024)  
 Had 8+ RBI \_\_\_\_\_ 10, Holly Currie vs. Arkansas (3/12/2005)  
 Hit for the cycle \_\_\_\_\_ Holly Currie vs. Arkansas (3/12/2005)  
 Had 2 stolen bases \_\_\_\_\_ 2, Nelia Peralta at LSU (4/12/2024)  
 Had 3+ stolen bases \_\_\_\_\_ 3, Icess Tresvik vs. Louisiana Tech (4/6/2024)  
 Had 4 walks \_\_\_\_\_ 4, Bri Ellis at South Carolina (3/30/2023)  
 Had walk-off hit \_\_\_\_\_ Annabelle Widra vs. Louisiana Tech (4/5/2024)  
 Had walk-off home run \_\_\_\_\_ Makayla Packer vs. USC Upstate (3/3/2024)  
 Had walk-off grand slam \_\_\_\_\_ Makayla Packer vs. USC Upstate (3/3/2024)  
 Had walk-off sac fly \_\_\_\_\_ Tannon Snow vs. Alabama State (2/14/2020)

## PITCHING

Threw no-hitter \_\_\_\_\_ Maddie Penta (6.0) vs. Georgia State (2/29/2024)  
 Combined no-hitter \_\_\_\_\_ M. Penta (4.0) & S. Lowe (1.0) vs. UAB (4/9/2024)  
 Threw 7-inn. no-hitter \_\_\_\_\_ Maddie Penta (7.0) vs. UNI (2/25/2024)  
 Threw extra-inn. no-hitter \_\_\_\_\_ Kristen Keyes vs. Georgia Tech (10.0 IP) (4/23/2003)  
 Threw perfect game \_\_\_\_\_ Maddie Penta (6.0) vs. Georgia State (2/29/2024)  
 Threw combined perfect game \_\_\_\_\_ M. Penta (3.0), S. Lowe (1.0), A. Widra (1.0) vs. Samford (4/3/2024)  
 Threw one-hitter \_\_\_\_\_ Maddie Penta (7.0) vs. Mississippi State (5/7/2023)  
 Combined one-hitter \_\_\_\_\_ M. Penta (4.0) and A. Widra (1.0) at Samford (3/29/2023)  
 Threw CG shutout \_\_\_\_\_ Maddie Penta (7.0) vs. Louisiana Tech (4/6/2024)  
 Had 10+ K's \_\_\_\_\_ 15, Maddie Penta vs. Louisiana Tech (4/6/2024)  
 Had 11+ K's \_\_\_\_\_ 15, Maddie Penta vs. Louisiana Tech (4/6/2024)  
 Had 13+ K's \_\_\_\_\_ 15, Maddie Penta vs. Louisiana Tech (4/6/2024)  
 Had 15+ K's \_\_\_\_\_ 15, Maddie Penta vs. Louisiana Tech (4/6/2024)  
 Had 18+ K's \_\_\_\_\_ 18, Anna Thompson vs. Middle Tennessee (2/20/2009)

## ALL-TIME PERFECT GAMES &amp; NO-HITTERS

## PERFECT GAMES

- Holly Currie vs. College of Charleston \_\_\_\_\_ 2/11/05
- Kaylee Carlson vs. Ohio State \_\_\_\_\_ 3/18/17
- Maddie Penta vs. Georgia State \_\_\_\_\_ 2/29/24
- Maddie Penta/Shelby Lowe/Annabelle Widra vs. Samford (5 inn.) \_\_\_\_\_ 4/3/24

## NO-HITTERS

- Brenda Espinoza vs. Jacksonville State \_\_\_\_\_ 2/26/97
- Denisse Montalvo/Mary Petrie vs. AA&M \_\_\_\_\_ 2/14/99
- Kristen Keyes vs. Georgia Tech \_\_\_\_\_ 4/23/03
- Holly Currie vs. College of Charleston \_\_\_\_\_ 2/11/05
- Holly Currie vs. Mercer \_\_\_\_\_ 2/18/06
- Holly Currie vs. Missouri \_\_\_\_\_ 3/24/06
- Beth DiPietro vs. Florida \_\_\_\_\_ 3/28/06
- Holly Currie vs. Tennessee Tech \_\_\_\_\_ 4/3/06
- Holly Currie vs. Ole Miss \_\_\_\_\_ 5/6/06
- Holly Currie vs. Marist \_\_\_\_\_ 5/19/06
- Holly Currie vs. Georgia State \_\_\_\_\_ 2/14/07
- Jenee Loree vs. Texas A&M-CC \_\_\_\_\_ 2/6/09
- Jenee Loree vs. Austin Peay \_\_\_\_\_ 2/21/09
- Anna Thompson vs. Louisiana Tech \_\_\_\_\_ 3/5/10
- Jenee Loree vs. IPFW \_\_\_\_\_ 2/11/12
- Jenee Loree vs. Presbyterian \_\_\_\_\_ 3/11/12
- Marcy Harper vs. Savannah State \_\_\_\_\_ 3/14/13
- Marcy Harper vs. Radford \_\_\_\_\_ 3/14/14
- Lexi Davis vs. IPFW \_\_\_\_\_ 3/14/14
- Marcy Harper vs. Savannah State \_\_\_\_\_ 3/15/14
- Marcy Harper vs. Appalachian State \_\_\_\_\_ 2/11/16
- Rachel Walters vs. Samford \_\_\_\_\_ 3/16/16
- Makayla Martin/Ashlee Swindle vs. Yale \_\_\_\_\_ 2/25/17
- Kaylee Carlson vs. Ohio State \_\_\_\_\_ 3/18/17
- Makayla Martin vs. Maryland \_\_\_\_\_ 2/18/18
- Maddie Penta vs. Southeast Missouri State \_\_\_\_\_ 2/13/21
- Maddie Penta vs. IUPUI \_\_\_\_\_ 2/27/21
- Shelby Lowe vs. St. John's \_\_\_\_\_ 2/11/22
- Maddie Penta/KK Dismukes vs. North Carolina A&T \_\_\_\_\_ 3/4/22
- Annabelle Widra vs. Brown \_\_\_\_\_ 2/24/23
- Maddie Penta vs. North Dakota State \_\_\_\_\_ 2/25/23
- Maddie Penta at South Carolina \_\_\_\_\_ 4/30/23
- Shelby Lowe/Annabelle Widra vs. SEMO \_\_\_\_\_ 2/23/24
- Maddie Penta vs. UNI \_\_\_\_\_ 2/25/24
- Maddie Penta/Shelby Lowe vs. UAB \_\_\_\_\_ 4/9/24



## GAME-BY-GAME STARTERS (BATTING ORDER)

DATE	NO. (#)	RECORD	OPPONENT	1	2	3	4	5	6	7	8	9
Feb. 9	1	0-1	Virginia Tech	Peralta	McCrary	Roberts	Lech	Tresvik	Lisenby	Wohlers	Packer	Widra
Feb. 9	1	1-0	Belmont	McCrary	Penta	Tresvik	Lech	Clemmons	Wohlers	Packer	Lisenby	McNemar
Feb. 10	1	0-0-1	Virginia Tech	Peralta	McCrary	Tresvik	Clemmons	Wohlers	Lech	Lisenby	Packer	Roach
Feb. 14	1	1-0	Wichita State	Peralta	McCrary	Tresvik	Clemmons	Wohlers	Lech	Packer	Elkins	Roach
Feb. 15	1	1-0	UC Davis	Peralta	McCrary	Tresvik	Clemmons	Wohlers	Lech	Packer	Lisenby	Roach
Feb. 15	1	1-0	Utah	Peralta	McCrary	Tresvik	Wohlers	Lech	Roberts	Packer	Elkins	Roach
Feb. 23	1	1-0	SEMO	McCrary	Tresvik	Wohlers	Lech	Packer	Roberts	Lisenby	Widra	McNemar
Feb. 24	1	0-1	UNI	Peralta	McCrary	Tresvik	Wohlers	Lech	Packer	Elkins	Widra	Martin
Feb. 24	1	1-0	SEMO	McCrary	Tresvik	Wohlers	Lech	Packer	Peralta	Lisenby	Widra	Penta
Feb. 25	1	1-0	UNI	McCrary	Tresvik	Wohlers	Lech	Packer	Peralta	Penta	Elkins	Widra
Feb. 29	1	1-0	Georgia State	McCrary	Tresvik	Wohlers	Lech	Peralta	Packer	Roach	Lisenby	Penta
March 2	2	2-0	Northwestern	McCrary	Tresvik	Wohlers	Lech	Peralta	Packer	Roach	Lisenby	Penta
March 2	1	1-0	USC Upstate	McCrary	Tresvik	Wohlers	Lech	Peralta	Packer	Roach	Elkins	Widra
March 3	1	1-0	North Texas	McCrary	Packer	Wohlers	Lech	Peralta	Tresvik	Clemmons	Lisenby	Roach
March 3	1	1-0	USC Upstate	McCrary	Packer	Wohlers	Lech	Peralta	Tresvik	Penta	Elkins	Roach
March 8	2	1-1	Missouri	McCrary	Packer	Wohlers	Lech	Peralta	Tresvik	Penta	Elkins	Roach
March 9	1	0-1	Missouri	McCrary	Packer	Peralta	Wohlers	Lech	Tresvik	Roach	Lisenby	Penta
March 10	1	1-0	Missouri	McCrary	Packer	Peralta	Wohlers	Lech	Tresvik	Roach	Lisenby	Smith
March 16	2	1-1	Arkansas	McCrary	Packer	Peralta	Wohlers	Lech	Tresvik	Roach	Lisenby	Smith
March 16	1	0-1	Arkansas	McCrary	Packer	Peralta	Wohlers	Lech	Tresvik	Roach	Elkins	Smith
March 17	1	1-0	Arkansas	Roach	Smith	Wohlers	McCrary	Packer	Peralta	Tresvik	Lech	Widra
March 19	1	1-0	Troy	Roach	Wohlers	McCrary	Peralta	Packer	Tresvik	Lech	Smith	Widra
March 22	1	0-1	Texas A&M	McCrary	Roach	Wohlers	Tresvik	Packer	Lech	Peralta	Widra	Smith
March 23	1	0-1	Texas A&M	Packer	Roach	Wohlers	Peralta	Tresvik	McCrary	Lech	Widra	Smith
March 24	1	0-1	Texas A&M	Wohlers	Roach	Tresvik	Packer	Lech	Peralta	Elkins	Widra	Smith
March 29	1	0-1	Tennessee	Wohlers	McCrary	Packer	Peralta	Lech	Tresvik	Penta	Lisenby	Smith
March 30	1	0-1	Tennessee	Wohlers	McCrary	Packer	Peralta	Lech	Tresvik	Penta	Widra	Smith
March 31	1	1-0	Tennessee	Wohlers	McCrary	Packer	Peralta	Tresvik	Lech	Lisenby	Penta	Widra
April 3	1	1-0	Samford	Wohlers	McCrary	Packer	Peralta	Lech	Tresvik	Penta	Lisenby	Widra
April 5	1	1-0	Louisiana Tech	Wohlers	McCrary	Packer	Peralta	Tresvik	Lech	Penta	Elkins	Widra
April 5	1	1-0	Georgia Tech	Wohlers	McCrary	Packer	Peralta	Tresvik	Lech	Penta	Lisenby	Widra
April 6	2	2-0	Louisiana Tech	Wohlers	McCrary	Packer	Peralta	Tresvik	Lech	Penta	Lisenby	Widra
April 6	1	1-1	Georgia Tech	Wohlers	McCrary	Packer	Peralta	Tresvik	Lech	Penta	Elkins	Widra
April 9	1	1-0	UAB	Wohlers	McCrary	Packer	Peralta	Tresvik	Penta	Lech	Lisenby	Widra
April 12	1	1-0	LSU	Wohlers	McCrary	Packer	Peralta	Tresvik	Penta	Roach	Lech	Widra
April 13	2	1-1	LSU	Wohlers	McCrary	Packer	Peralta	Tresvik	Penta	Roach	Lech	Widra
April 14	1	1-0	LSU	Roach	McCrary	Wohlers	Peralta	Packer	Tresvik	Penta	Milanowski	Widra

GAME-BY-GAME STARTERS (POSITION)

DATE	NO. (#)	RECORD	OPPONENT	C	1B	2B	3B	SS	LF	CF	RF	DP
Feb. 9	1	0-1	Virginia Tech	Wohlers	Lech	Widra	Roberts	Peralta	McCrary	Packer	Tresvik	Lisenby
Feb. 9	1	1-0	Belmont	Lisenby	Lech	McNemar	Wohlers	Penta	McCrary	Packer	Tresvik	Clemmons
Feb. 10	1	0-0-1	Virginia Tech	Lisenby	Lech	Roach	Wohlers	Peralta	McCrary	Packer	Tresvik	Clemmons
Feb. 14	1	1-0	Wichita State	Elkins	Lech	Roach	Wohlers	Peralta	McCrary	Packer	Tresvik	Clemmons
Feb. 15	2	1-0-1	UC Davis	Lisenby	Lech	Roach	Wohlers	Peralta	McCrary	Packer	Tresvik	Clemmons
Feb. 15	1	1-0	Utah	Elkins	Lech	Roach	Wohlers	Peralta	McCrary	Packer	Tresvik	Roberts
Feb. 23	1	1-0	SEMO	Lisenby	Lech	McNemar	Wohlers	Widra	McCrary	Packer	Tresvik	Roberts
Feb. 24	1	0-1	UNI	Elkins	Lech	Widra	Wohlers	Peralta	McCrary	Packer	Tresvik	Martin
Feb. 24	1	1-0	SEMO	Lisenby	Lech	Penta	Wohlers	Peralta	McCrary	Packer	Tresvik	Widra
Feb. 25	1	1-0	UNI	Elkins	Lech	Penta	Wohlers	Peralta	McCrary	Packer	Tresvik	Widra
Feb. 29	1	1-0	Georgia State	Lisenby	Lech	Roach	Wohlers	Peralta	McCrary	Packer	Tresvik	Penta
March 2	2	2-0	Northwestern	Lisenby	Lech	Roach	Wohlers	Peralta	McCrary	Packer	Tresvik	Penta
March 2	1	1-0	USC Upstate	Elkins	Lech	Roach	Wohlers	Peralta	McCrary	Packer	Tresvik	Widra
March 3	3	2-0-1	North Texas	Lisenby	Lech	Roach	Wohlers	Peralta	McCrary	Packer	Tresvik	Clemmons
March 3	1	1-0	USC Upstate	Elkins	Lech	Roach	Wohlers	Peralta	McCrary	Packer	Tresvik	Penta
March 8	2	1-1	Missouri	Elkins	Lech	Roach	Wohlers	Peralta	McCrary	Packer	Tresvik	Penta
March 9	3	2-1	Missouri	Lisenby	Lech	Roach	Wohlers	Peralta	McCrary	Packer	Tresvik	Penta
March 10	1	1-0	Missouri	Lisenby	Lech	Roach	Wohlers	Peralta	Smith	Packer	Tresvik	McCrary
March 16	2	1-1	Arkansas	Lisenby	Lech	Roach	Wohlers	Peralta	Smith	Packer	Tresvik	McCrary
March 16	1	0-1	Arkansas	Elkins	Lech	Roach	Wohlers	Peralta	Smith	Packer	Tresvik	McCrary
March 17	1	1-0	Arkansas	Wohlers	Lech	Roach	Widra	Peralta	Smith	Packer	Tresvik	McCrary
March 19	2	2-0	Troy	Wohlers	Lech	Roach	Widra	Peralta	Smith	Packer	Tresvik	McCrary
March 22	3	2-1	Texas A&M	Wohlers	Lech	Roach	Widra	Peralta	Smith	Packer	Tresvik	McCrary
March 23	4	2-2	Texas A&M	Wohlers	Lech	Roach	Widra	Peralta	Smith	Packer	Tresvik	McCrary
March 24	1	0-1	Texas A&M	Elkins	Lech	Roach	Widra	Peralta	Smith	Packer	Tresvik	Wohlers
March 29	1	0-1	Tennessee	Lisenby	Lech	Penta	Wohlers	Peralta	Smith	Packer	Tresvik	McCrary
March 30	1	0-1	Tennessee	Wohlers	Lech	Penta	Widra	Peralta	Smith	Packer	Tresvik	McCrary
March 31	1	1-0	Tennessee	Lisenby	Lech	Widra	Wohlers	Peralta	McCrary	Packer	Tresvik	Penta
April 3	2	2-0	Samford	Lisenby	Lech	Widra	Wohlers	Peralta	McCrary	Packer	Tresvik	Penta
April 5	1	1-0	Louisiana Tech	Elkins	Lech	Widra	Wohlers	Peralta	McCrary	Packer	Tresvik	Penta
April 5	3	3-0	Georgia Tech	Lisenby	Lech	Widra	Wohlers	Peralta	McCrary	Packer	Tresvik	Penta
April 6	4	4-0	Louisiana Tech	Lisenby	Lech	Widra	Wohlers	Peralta	McCrary	Packer	Tresvik	Penta
April 6	1	0-1	Georgia Tech	Elkins	Lech	McNemar	Wohlers	Peralta	McCrary	Packer	Tresvik	Penta
April 9	5	5-0	UAB	Lisenby	Lech	Widra	Wohlers	Peralta	McCrary	Packer	Tresvik	Penta
April 12	1	1-0	LSU	Wohlers	Lech	Roach	Widra	Peralta	McCrary	Packer	Tresvik	Penta
April 13	2	1-1	LSU	Wohlers	Lech	Roach	Widra	Peralta	McCrary	Packer	Tresvik	Penta
April 14	1	1-0	LSU	Wohlers	Milanowski	Roach	Widra	Peralta	McCrary	Packer	Tresvik	Penta



## 2024 TEAM GAME HIGHS

## BATTING

At-Bats	35	at Troy (March 19, 2024)
Runs scored	13	vs. SEMO (Feb. 24, 2024)
Hits	10	at Missouri (March 10, 2024)
	10	vs. Louisiana Tech (April 5, 2024)
	10	vs. Georgia Tech (April 6, 2024)
RBI	11	vs. SEMO (Feb. 24, 2024)
Doubles	3	vs. Belmont (Feb. 9, 2024)
	3	vs. Georgia Tech (April 5, 2024)
Triples	1	SIX TIMES
Home Runs	3	vs. SEMO (Feb. 24, 2024)
	3	vs. North Texas (March 3, 2024)
	3	vs. Tennessee (March 30, 2024)
Total Bases	20	vs. North Texas (March 3, 2024)
Walks	11	vs. Wichita State (Feb. 14, 2024)
Strikeouts	12	vs. Virginia Tech (Feb. 9, 2024)
Sac Hits	3	at LSU (April 12, 2024)
Sac Flies	2	vs. Georgia State (Feb. 29, 2024)
	2	vs. Louisiana Tech (April 5, 2024)
Stolen Bases	6	vs. Louisiana Tech (April 6, 2024)
Hit By Pitch	4	at Troy (March 19, 2024)
Caught Stealing	2	vs. UC Davis (Feb. 15, 2024)
Runners Left on Base	13	vs. Utah (Feb. 15, 2024)
Hit into DP	2	vs. Utah (Feb. 15, 2024)
	2	at Texas A&M (March 22, 2024)

## FIELDING

Putouts	30	at Troy (March 19, 2024)
Assists	12	vs. USC Upstate (March 3, 2024)
Errors	3	vs. Virginia Tech (Feb. 10, 2024)
	3	vs. UNI (Feb. 24, 2024)
Passed Balls	1	SIX TIMES
DPs Turned	3	vs. Arkansas (March 16, 2024)

## PITCHING

Innings Pitched	10.0	at Troy (March 19, 2024)
Runs Allowed	14	at Texas A&M (March 24, 2024)
Earned Runs	13	at Texas A&M (March 24, 2024)
Walks Allowed	4	at Texas A&M (March 24, 2024)
	4	vs. Tennessee (March 29, 2024)
Strikeouts	16	at Troy (March 19, 2024)
Hits Allowed	15	vs. Georgia Tech (April 6, 2024)
Doubles Allowed	3	FOUR TIMES
Triples Allowed	1	vs. UC Davis (Feb. 15, 2024)
	1	vs. Northwestern (March 2, 2024)
	1	at Troy (March 19, 2024)
Homers Allowed	4	FOUR TIMES
Wild Pitches	2	vs. Wichita State (Feb. 14, 2024)
	2	vs. Utah (Feb. 15, 2024)
	2	vs. Tennessee (March 31, 2024)
Hit Batters	2	vs. USC Upstate (March 3, 2024)

## 2024 INDIVIDUAL GAME HIGHS

## BATTING

At-Bats	6	R. Roach at Troy (March 19, 2024)
Runs scored	3	SIX TIMES
Hits	3	SIX TIMES
RBI	6	A. Lech vs. UC Davis (Feb. 15, 2024)
Doubles	2	A. Wohlers at LSU (April 14, 2024)
Triples	1	SIX TIMES
Home Runs	2	FOUR TIMES
Total Bases	9	A. Widra vs. SEMO (Feb. 23, 2023)
	9	K. McCrary vs. Tennessee (March 30, 2024)
Walks	2	TWENTY TIMES
Strikeouts	3	A. Lech vs. Virginia Tech (Feb. 9, 2024)
	3	A. Lech vs. Arkansas (March 16, 2024)
	3	A. Lech vs. Georgia Tech (April 6, 2024)
Sac Hits	2	A. Smith at Troy (March 19, 2024)
Sac Flies	2	A. Lisenby vs. Georgia State (Feb. 29, 2024)
Stolen Bases	3	I. Tresvik vs. Louisiana Tech (April 6, 2024)
Hit By Pitch	2	S. Elkins vs. Wichita State (Feb. 14, 2024)
	2	A. Wohlers at Troy (March 19, 2024)
Caught Stealing	1	NINE TIMES
Runners Left on Base	5	N. Peralta vs. Utah (Feb. 15, 2024)
	5	R. Roach at Texas A&M (March 22, 2024)

## FIELDING

Putouts	15	A. Wohlers at Troy (March 19, 2024)
	15	A. Lisenby vs. Louisiana Tech (April 6, 2024)
Assists	5	A. Wohlers vs. SEMO (Feb. 24, 2024)
	5	A. Wohlers vs. USC Upstate (March 3, 2024)
Errors	2	N. Peralta vs. Virginia Tech (Feb. 10, 2024)
	2	R. Roach at Missouri (March 9, 2024)
Passed Balls	1	SIX TIMES

## PITCHING

Innings Pitched	8.0	M. Penta at Troy (March 19, 2024)
Runs Allowed	6	M. Penta vs. Arkansas (March 16, 2024)
Earned Runs	6	M. Penta vs. Arkansas (March 16, 2024)
Walks Allowed	3	FOUR TIMES
Strikeouts	15	M. Penta vs. Louisiana Tech (April 6, 2024)
Hits Allowed	9	M. Tamborra vs. Georgia Tech (April 6, 2024)
Doubles Allowed	3	M. Tamborra vs. SEMO (Feb. 24, 2024)
	3	A. Widra at Missouri (March 9, 2024)
Triples Allowed	1	S. Lowe vs. UC Davis (Feb. 15, 2024)
	1	M. Penta vs. Northwestern (March 2, 2024)
	1	M. Penta at Troy (March 19, 2024)
Homers Allowed	3	S. Lowe vs. Arkansas (March 16, 2024)
	3	M. Penta vs. Tennessee (March 29, 2024)
	3	S. Lowe vs. Tennessee (March 30, 2024)
Wild Pitches	2	M. Penta vs. Wichita State (Feb. 14, 2024)
	2	M. Penta vs. Utah (Feb. 15, 2024)
	2	M. Penta vs. Tennessee (March 31, 2024)
Hit Batters	1	FIFTEEN TIMES

HEAD COACH MICKEY DEAN

Mickey Dean enters his seventh season as the head coach of the Auburn softball program. In 17 years at the collegiate level, Dean has coached 12 NCAA Tournament teams, including one super regional participant, and won nine conference championships. He is one of four active head coaches to led three different programs to the NCAA Tournament.

A native of Elkton, Va., Dean has guided 84 all-conference players, 47 all-region honorees and nine all-Americans, including 2017 National Player of the Year, Megan Good, and 2023 SEC Pitcher of the Year, Maddie Penta. He has also been touted as the conference coach of the year eight times.

During his time on the Plains, Dean has guided the Tigers to a 206-109 overall record behind three 40-win seasons to become the second winningest coach in Auburn softball history. He has guided the Tigers to five NCAA Regional appearances. Dean's resume at Auburn also includes seven NFCA All-Region selections, eight All-SEC selections and one NFCA All-American. During his tenure, Bri Ellis became the program's first undisputed SEC Freshman of the Year while Maddie Penta earned the program's first SEC Pitcher of the Year honor.

On March 26, 2024, Dean announced he would step down as head coach of the Tigers following the conclusion of the 2024 season.

In his latest season on the Plains, Dean led Auburn to its best season during his tenure. Behind a second straight 40-win season, Auburn closed 2023 with a 43-19 record, its most wins in a season under Dean. Auburn finished conference action with a 15-9 record to finish third in SEC play, its first winning record under head and its highest league finish since 2017. The Tigers also earned their first series win over LSU and first series win at Alabama since 2017 and their first sweep of Missouri in school history. Auburn earned its ninth consecutive NCAA Regional appearance and forced the "if necessary" game at No. 10 Clemson.

Dean reached a coaching milestone during his sixth season at the helm of the Tigers, picking up his 200th victory on the Plains in Auburn's 10-0 victory at South Carolina on April 30.

Offensively, Auburn ranked in the top five in the SEC in runs scored (323) and home runs (64). Nelia Peralta was the heart of Auburn's offense during the 2023 as she led the Tigers in hits (54), runs scored (39), walks (43), batting average (.329) and on-base percentage (.479). Peralta was the first Tiger to record 50 or more hits in a season since 2019 and her efforts were rewarded with an All-SEC Second Team and NFCA All-Southeast Region Third Team honors. Denver Bryant joined Peralta as an All-SEC Second Team member after tuning in a .322 batting average in SEC play.

It was in the circle where a star was born as Maddie Penta put on an all-American performance during her breakout junior season. Penta became just the 16th NFCA All-American in school history and was the first Tiger pitcher to ever earn first-team accolades.

The SEC leader in wins with 27 to tie the program's single-season record, Penta was

dominating throughout the season. The first SEC Pitcher of the Year in program history, Penta ranked second nationally with 303 strikeouts to her credit, which shattered Auburn's junior strikeout record. She is just the second pitcher in program history to record 300 strikeouts in a season, joining Kristen Keyes (2004).

She closed her junior season ranked in the top 10 in 11 Auburn single-season pitching categories, which included finishing first or tied for first in wins, games started and combined shutouts in a season. She also sits in the top 10 in 20 Auburn career pitching categories, including wins, strikeouts, earned run average, innings pitched and shutouts.

Dean came to Auburn in 2018 after five seasons as the head coach at James Madison. During his five-year stint at James Madison, Dean compiled a record of 237-56 (.809). He amassed five 40-win seasons, including the final two campaigns with 52 and 50 victories, respectively. The Dukes broke 104 program records, including over 40 pitching records while boasting one of the nation's top staffs under Dean's guidance.

Prior to his reign in Harrisonburg, Va., Dean spent six seasons as the head coach at Radford where he took the Highlanders to their first-ever NCAA Tournament appearances in 2009 and 2010. On October 20, 2023, Radford Athletics inducted Dean into its Hall of Fame.

Before taking the position at Radford, Dean served as an assistant coach at Akron (2001-02), Indiana (2002-04) and Longwood (2005-06).

In addition to his collegiate coaching experience, Dean has also worked on the professional and international level.

He was the pitching coach for the Venezuelan National Team (2002-08) and the head coach for the Chicago Bandits (2004-10) that finished as the National Pro Fastpitch regular season champions five times and won the title in 2008.

Dean was named NPF Manager of the Year three times and coached world-renowned pitcher Jennie Finch, who was the NPF's Co-Pitcher of the Year in 2005 and has a gold and silver medal from her two Team USA Olympic appearances.

A 1987 graduate of Elon University, Dean was a pitcher on the baseball team where he was a four-year letterwinner.

Dean and his wife, Liz, and have two adult children: Isaac and Eli.



QUICK FACTS

Hometown/Birthplace \_\_\_\_\_ Elkton, Va.  
 College \_\_\_\_\_ Elon '87  
 Family \_\_\_\_\_ wife, Liz, children: Isaac, Eli

COACHING RECORDS

Head Coaching Career \_\_\_\_\_ 17th Season  
 Career Record \_\_\_\_\_ 707-294-1 (.706)  
 NCAA Regionals \_\_\_\_\_ 12  
 NCAA Super Regionals \_\_\_\_\_ 1  
 Conference Championships \_\_\_\_\_ 9

COACHING CAPSULES

2018-Pr.	Auburn - Head Coach	229-122-1
2013-17	James Madison - Head Coach	237-56
2007-12	Radford - Head Coach	241-116

YEAR-BY-YEAR RESULTS

2024	Auburn	23-13-1
2023	Auburn	43-19
2022	Auburn	40-17
2021	Auburn	27-22
2020*	Auburn	16-11
2019	Auburn	39-21
2018	Auburn	41-17
2017	James Madison	52-8
2016	James Madison	50-6
2015	James Madison	48-10
2014	James Madison	45-15
2013	James Madison	42-17
2012	Radford	34-21
2011	Radford	38-21
2010	Radford	38-17
2009	Radford	41-15
2008	Radford	46-15
2007	Radford	44-27

AUBURN COACHING HIGHLIGHTS

- Five NCAA Regional appearances (2018, 2019, 2021, 2022, 2023)
- Two All-American honoree
- Seven National Pro Fastpitch Draft selections
- Two Finalists for Schutt Sports/NFCA Freshman of the Year
- Two Finalists for USA Softball Collegiate Player of the Year
- Seven NFCA All-Region selections
- SEC Pitcher of the Year [Maddie Penta]
- SEC Freshman of the Year [Bri Ellis]
- Eight All-SEC Team selections
- Three SEC All-Defensive Team selections
- Six SEC All-Freshman/All-Newcomer Team selections
- Four SEC All-Tournament Team selections
- Two National Player/Pitcher of the Week honors
- Twenty-five SEC Weekly honors

PLAYER CAPSULES



**THALIA  
MARTIN**

**1**

**UTILITY**  
**Fr. | 5-6 | R/R**  
**Lilburn, Georgia | Brookwood**

**SEASON HIGH**

**CAREER HIGH**

1 (7x), last vs. UAB (4/9/24)	AB	1 (7x), last vs. UAB (4/9/24)
1 (5x), last at LSU (4/12/24)	R	1 (5x), last at LSU (4/12/24)
1, vs. Belmont (2/9/24)	H	1, vs. Belmont (2/9/24)
	2B	
	3B	
	HR	
	RBI	

2024 SEASON HIGHLIGHTS

Primarily has been used off the bench as a pinch hitter and pinch runner ... made her collegiate debut as a pinch hitter versus Virginia Tech (2/9) ... recorded first collegiate hit versus Belmont (2/9) ... earned her first collegiate start as the designated player versus UNI (2/24) ... scored the game-tying run in Auburn's comeback bid in the series opener at No. 6 LSU (4/12)

GAME BY GAME BATTING

Date	Opponent	Pos	AB	R	H	RBI	2B	3B	HR	BB	SB	CS	HBP	SAC	SF	GDP	K	PO	A	E	Avg
Feb 09	VIRGINIA TECH	ph	1	0	0	0	0	0	0	0	0	0	0	0	0	0	0	0	0	0	.000
Feb 09	BELMONT	ph	1	0	1	0	0	0	0	0	0	0	0	0	0	0	0	0	0	0	.500
Feb 14	vs Wichita State	ph	1	0	0	0	0	0	0	0	0	0	0	0	0	0	1	0	0	0	.333
Feb 15	vs UC Davis	pr	0	0	0	0	0	0	0	0	0	0	0	0	0	0	0	0	0	0	.333
Feb 15	vs Utah	pr	0	0	0	0	0	0	0	0	0	0	0	0	0	0	0	0	0	0	.333
Feb 24	UNI	*dh	1	0	0	0	0	0	0	0	0	0	1	0	0	0	0	0	0	0	.250
Feb 25	UNI	pr	0	0	0	0	0	0	0	0	0	0	0	0	0	0	0	0	0	0	.250
Feb 29	GEORGIA STATE	pr	0	1	0	0	0	0	0	0	1	0	0	0	0	0	0	0	0	0	.250
Mar 02	NORTHWESTERN	pr	0	1	0	0	0	0	0	0	0	0	0	0	0	0	0	0	0	0	.250
Mar 02	USC UPSTATE	ph	1	0	0	0	0	0	0	0	0	0	0	0	0	0	0	0	0	0	.200
Mar 03	USC UPSTATE	pr	0	0	0	0	0	0	0	0	0	0	0	0	0	0	0	0	0	0	.200
Mar 08	at Mizzou	pr	0	0	0	0	0	0	0	0	0	0	0	0	0	0	0	0	0	0	.200
Mar 09	at Mizzou	ph	1	0	0	0	0	0	0	0	0	0	0	0	0	0	1	0	0	0	.167
Mar 16	ARKANSAS-1	pr	0	0	0	0	0	0	0	0	0	0	0	0	0	0	0	0	0	0	.167
Mar 16	ARKANSAS-2	pr	0	0	0	0	0	0	0	0	0	0	0	0	0	0	0	0	0	0	.167
Mar 24	at Texas A&M	pr	0	0	0	0	0	0	0	0	0	0	0	0	0	0	0	0	0	0	.167
Mar 29	TENNESSEE	pr	0	0	0	0	0	0	0	0	0	0	0	0	0	0	0	0	0	0	.167
Mar 31	TENNESSEE	pr	0	0	0	0	0	0	0	0	0	1	0	0	0	0	0	0	0	0	.167
Apr 05	GEORGIA TECH	pr	0	1	0	0	0	0	0	0	0	0	0	0	0	0	0	0	0	0	.167
Apr 06	LOUISIANA TECH	pr	0	1	0	0	0	0	0	0	1	0	0	0	0	0	0	0	0	0	.167
Apr 09	UAB	ph	1	0	0	0	0	0	0	0	0	0	0	0	0	0	0	0	0	0	.143
Apr 12	at LSU	pr	0	1	0	0	0	0	0	0	0	0	0	0	0	0	0	0	0	0	.143
Totals		1gs	7	5	1	0	0	0	0	0	2	1	1	0	0	0	2	0	0	0	.143

On base pct. .250 • Slugging pct. .143

MARTIN'S OVERALL CAREER STATS

YEAR	AVG	GP-GS	AB	R	H	2B	3B	HR	RBI	TB	SLG%	BB	HBP	SO	GDP	OB%	SF	SH	SB-ATT	PO	A	E	FLD%
2024	.143	22-1	7	5	1	0	0	0	0	1	.143	0	1	2	0	.250	0	0	2-3	0	0	0	.000
TOTAL	.143	22-1	7	5	1	0	0	0	0	1	.143	0	1	2	0	.250	0	0	2-3	0	0	0	.000

PLAYER CAPSULES



**ICISS  
TRESVIK**

**3**

**UTILITY**  
Jr. | 5-9 | R/R

Wilmington, North Carolina | North Carolina A&T

**SEASON HIGH**

4 (6x), last at LSU (4/12/24) \_\_\_\_\_ AB \_\_\_\_\_ 5, vs. Farleigh Dickinson (2/18/22)  
 3, vs. Georgia Tech (4/6/24) \_\_\_\_\_ R \_\_\_\_\_ 3 (2x), last vs. Georgia Tech (4/6/24)  
 3, vs. Georgia Tech (4/6/24) \_\_\_\_\_ H \_\_\_\_\_ 3 (3x), last vs. Georgia Tech (4/6/24)  
 1 (2x), last at Troy (3/19/24) \_\_\_\_\_ 2B \_\_\_\_\_ 1 (6x), last at Troy (3/19/24)  
 \_\_\_\_\_ 3B \_\_\_\_\_  
 1 (2x), last vs. Georgia Tech (4/6/24) \_\_\_\_\_ HR \_\_\_\_\_ 2, vs. Chattanooga (3/4/22)  
 3, vs UAB (4/9/24) \_\_\_\_\_ RBI \_\_\_\_\_ 5, vs. Chattanooga (3/4/22)

**CAREER HIGH**

**2024 SEASON HIGHLIGHTS**

Ranks fifth in the SEC in stolen bases per game (0.41) and in total stolen bases ... her .882 stolen base percentage this season ranks tied for fifth in Auburn single-season history ... Tiger Invite All-Tournament Team ... made a home run robbing grab over the fence to protect Maddie Penta's no-hitter versus UNI (2/25) ... robbed her second home run of the season versus USC Upstate (3/2) ... drove in the game-tying run in Auburn's comeback win over USC Upstate (3/3) ... been dubbed by coach Dean as the "Angel in the Outfield" ... scored the game-winning run by dodging a tag at th plate in Auburn's extra-inning affair at Troy (3/19) ... stole three bases in the first inning versus Louisiana Tech (4/6) ... tied her career high in runs scored (3) and hits (3) versus Georgia Tech (4/6) ... War Eagle Classic All-Tournament Team ... set a season high with three RBI versus UAB (4/9)

**GAME BY GAME BATTING**

Date	Opponent	Pos	AB	R	H	RBI	2B	3B	HR	BB	SB	CS	HBP	SAC	SF	GDP	K	PO	A	E	Avg
Feb 09	VIRGINIA TECH	*of	4	0	2	0	0	0	0	0	0	0	0	0	0	0	0	1	0	0	.500
Feb 09	BELMONT	*of	4	1	2	0	1	0	0	0	1	0	0	0	0	0	0	1	0	0	.500
Feb 10	VIRGINIA TECH	*of	2	1	0	0	0	0	0	2	0	0	0	0	0	0	1	1	0	0	.400
Feb 14	vs Wichita State	*of/dh	3	0	0	1	0	0	0	2	0	0	0	0	0	0	2	1	0	0	.308
Feb 15	vs UC Davis	*of	3	0	0	0	0	0	0	0	0	0	0	0	0	0	0	1	0	0	.250
Feb 15	vs Utah	*of	4	0	1	0	0	0	0	0	0	0	0	0	0	1	1	0	0	0	.250
Feb 23	SEMO	*of	3	2	2	0	0	0	0	0	1	0	0	0	0	0	0	3	0	0	.304
Feb 24	UNI	*of	3	1	1	1	0	0	0	0	2	0	0	0	0	0	0	1	2	0	.308
Feb 24	SEMO	*of	3	2	1	0	0	0	0	1	0	0	0	0	0	0	0	1	1	0	.310
Feb 25	UNI	*of	3	0	1	0	0	0	0	0	0	1	0	0	0	0	0	1	0	0	.312
Feb 29	GEORGIA STATE	*of	2	1	1	0	0	0	0	1	1	0	0	0	0	0	0	1	1	0	.324
Mar 02	NORTHWESTERN	*of	3	0	0	0	0	0	0	0	0	0	0	0	0	0	2	1	0	0	.297
Mar 02	USC UPSTATE	*of	1	1	0	0	0	0	0	2	0	0	0	0	0	0	0	4	0	0	.289
Mar 03	NORTH TEXAS	*of	3	1	1	0	0	0	0	0	0	0	0	0	0	0	1	0	0	0	.293
Mar 03	USC UPSTATE	*of	3	0	1	1	0	0	0	0	0	0	0	0	0	0	0	1	0	0	.295
Mar 08	at Mizzou	*of	3	0	0	0	0	0	0	0	0	0	0	0	0	0	1	1	0	0	.277
Mar 09	at Mizzou	*of	3	0	1	0	0	0	0	0	0	0	0	0	0	0	1	3	0	0	.280
Mar 10	at Mizzou	*of	3	0	1	0	0	0	0	0	0	0	0	0	0	0	1	0	0	0	.283
Mar 16	ARKANSAS-1	*of	3	0	0	0	0	0	0	0	0	0	0	0	0	1	1	0	0	0	.268
Mar 16	ARKANSAS-2	*of	2	0	1	0	0	0	0	1	0	0	0	0	0	0	0	1	1	0	.276
Mar 17	ARKANSAS	*of	3	0	0	0	0	0	0	0	1	0	0	0	0	0	0	1	0	0	.262
Mar 19	at Troy	*of	4	1	2	0	1	0	0	1	0	0	0	0	0	0	1	2	0	0	.277
Mar 22	at Texas A&M	*of	3	0	1	0	0	0	0	0	0	1	0	0	0	0	1	1	0	0	.279
Mar 23	at Texas A&M	*of	3	0	0	0	0	0	0	0	0	0	0	0	0	0	0	0	0	0	.268
Mar 24	at Texas A&M	*of	3	0	1	0	0	0	0	0	0	0	0	0	0	0	2	0	0	0	.270
Mar 29	TENNESSEE	*of	3	0	1	0	0	0	0	0	0	0	0	0	0	0	0	2	0	0	.273
Mar 30	TENNESSEE	*of	3	1	1	2	0	0	1	0	0	0	0	0	0	0	0	0	0	0	.275
Mar 31	TENNESSEE	*of	3	0	0	1	0	0	0	0	0	0	0	0	0	0	1	1	1	0	.265
Apr 03	SAMFORD	*of	0	0	0	0	0	0	0	2	1	0	0	0	0	0	0	0	0	0	.265
Apr 05	LOUISIANA TECH	*of	2	1	1	0	0	0	1	2	0	0	0	0	0	0	0	0	0	0	.271
Apr 05	GEORGIA TECH	*of	2	1	1	1	0	0	0	1	0	0	0	0	0	0	0	0	0	0	.276
Apr 06	LOUISIANA TECH	*of	2	1	2	2	0	0	0	3	0	0	0	0	1	0	0	1	0	0	.292
Apr 06	GEORGIA TECH	*of	4	3	3	2	0	0	1	0	0	0	0	0	0	0	0	1	1	0	.312
Apr 09	UAB	*of	2	1	1	3	0	0	0	2	0	0	0	0	0	0	0	1	0	0	.316
Apr 12	at LSU	*of	4	0	1	0	0	0	0	0	0	0	0	0	0	0	0	1	0	0	.313
Apr 13	at LSU	*of	3	0	0	0	0	0	0	0	0	0	0	0	0	0	2	0	0	0	.304
Apr 14	at LSU	*of	2	1	1	0	0	0	0	1	1	0	0	0	0	0	0	0	0	0	.308
Totals			37gs	104	20	32	14	2	0	2	15	2	0	0	1	2	20	35	4	0	.308

On base pct. .392 • Slugging pct. .385

**TRESVIK'S OVERALL CAREER STATS**

YEAR	AVG	GP-GS	AB	R	H	2B	3B	HR	RBI	TB	SLG%	BB	HBP	SO	GDP	OB%	SF	SH	SB-ATT	PO	A	E	FLD%
2022*	.323	44-44	124	22	40	3	0	10	31	73	.694	7	0	48	0	.351	3	0	8-10	68	11	3	.963
2023	.234	60-51	124	24	29	4	0	9	22	60	.484	19	0	29	3	.333	1	0	7-7	76	3	0	1.000
2024	.308	37-37	95	20	32	2	0	2	14	40	.385	15	0	20	2	.392	1	0	15-17	35	4	0	1.000
<b>TOTAL</b>	<b>.287</b>	<b>141-132</b>	<b>352</b>	<b>66</b>	<b>101</b>	<b>9</b>	<b>0</b>	<b>21</b>	<b>67</b>	<b>173</b>	<b>.491</b>	<b>41</b>	<b>0</b>	<b>97</b>	<b>5</b>	<b>.357</b>	<b>5</b>	<b>0</b>	<b>30-34</b>	<b>179</b>	<b>18</b>	<b>3</b>	<b>.985</b>

YEAR	ERA	W-L	APP	GS	CG	SHO	SV	IP	H	R	ER	BB	SO	2B	3B	HR	BF	BAVG	WP	HBP	BK	SFA	SHA
2022*	5.10	3-5	9	8	3	0/0	0	35.2	30	32	26	29	52	4	0	8	N/A	.226	11	4	0	1	2
2023	12.92	0-1	4	1	0	0/1	0	4.1	10	9	8	0	4	2	0	1	24	.435	0	0	0	1	0
2024	0.00	0-0	0	0	0	0/0	0	0.0	0	0	0	0	0	0	0	0	.000	0	0	0	0	0	0
<b>TOTAL</b>	<b>5.95</b>	<b>3-6</b>	<b>13</b>	<b>9</b>	<b>3</b>	<b>0/1</b>	<b>0</b>	<b>40.0</b>	<b>40</b>	<b>41</b>	<b>34</b>	<b>29</b>	<b>56</b>	<b>6</b>	<b>0</b>	<b>9</b>	<b>24</b>	<b>.256</b>	<b>11</b>	<b>4</b>	<b>0</b>	<b>2</b>	<b>2</b>

\*STATS FROM NORTH CAROLINA A&T

PLAYER CAPSULES



**EMMAH  
ROLFE**

**4**

**RIGHT-HANDED PITCHER**

**So. | 5-10 | R/R**

**Madison, Alabama | Bob Jones**

**SEASON HIGH**

2.0, vs. Belmont (2/9/24) \_\_\_\_\_ IP \_\_\_\_\_  
 3 (3x), last at Texas A&M (3/24/24) \_\_\_\_\_ H \_\_\_\_\_  
 5, at Texas A&M (3/24/24) \_\_\_\_\_ R \_\_\_\_\_  
 5, at Texas A&M (3/24/24) \_\_\_\_\_ ER \_\_\_\_\_  
 2, at Texas A&M (3/24/24) \_\_\_\_\_ BB\_3 (2x), last at South Carolina (4/30/23)  
 1 (3x), last 5, at Texas A&M (3/24/24) \_\_\_\_\_ SO \_\_\_\_\_  
 36, vs. Belmont (2/9/24) \_\_\_\_\_ Pitches \_\_\_\_\_

**CAREER HIGH**

3.1, vs. Pitt (2/11/23)  
 7, vs. Pitt (2/11/23)  
 5, at Texas A&M (3/24/24)  
 5, at Texas A&M (3/24/24)  
 5, at Texas A&M (3/24/24)  
 5, vs. Merrimack (2/25/23)  
 58, vs. Pitt (2/11/23)

2024 SEASON HIGHLIGHTS

GAME BY GAME PITCHING

Date	Opponent	GS	IP	H	R	ER	BB	SO	2B	3B	HR	WP	BK	HBP	IBB	Score	W-L	Sv	ERA	NP
Feb 09	BELMONT	*	2.0	3	1	1	0	1	1	0	0	0	0	0	0	6-1	0-0	0	3.50	36
Feb 14	vs Wichita State		0.2	3	4	4	0	1	0	0	1	0	0	1	0	8-6	0-0	0	13.12	20
Mar 09	at Mizzou		1.0	1	0	0	0	0	0	0	0	0	0	0	0	0-5	0-0	0	9.55	11
Mar 22	at Texas A&M		0.1	0	0	0	0	0	0	0	0	0	0	0	0	1-5	0-0	0	8.75	4
Mar 24	at Texas A&M		1.0	3	5	5	2	1	0	0	1	0	0	0	0	6-14	0-1	0	14.00	26
Apr 06	GEORGIA TECH		1.0	0	0	0	1	0	0	0	0	0	0	0	0	9-10	0-1	0	11.67	11
Totals		1	6.0	10	10	10	3	3	1	0	2	0	0	1	0	30-41	0-1	0	11.67	-

ROLFE'S OVERALL CAREER STATS

YEAR	ERA	W-L	APP	GS	CG	SHO	SV	IP	H	R	ER	BB	SO	2B	3B	HR	BF	BAVG	WP	HBP	BK	SFA	SHA
2023	5.62	1-0	11	1	0	0/2	0	18.2	23	17	15	14	13	3	0	2	91	.311	5	0	0	3	0
2024	11.67	0-1	6	1	0	0/0	0	6.0	10	10	10	3	3	1	0	2	31	.385	0	1	0	0	1
TOTAL	7.09	1-1	17	2	0	0/2	0	24.2	33	27	25	17	16	4	0	4	122	.330	5	1	0	3	1



PLAYER CAPSULES



**MARIAH  
PENTA**

**5**

**UTILITY**  
**Fr. | 5-9 | R/R**  
**Chesapeake City, Maryland | Bohemia Manor**

SEASON HIGH		CAREER HIGH	
3 (8x), last at LSU (4/13/24)	AB	3 (8x), last at LSU (4/13/24)	
2, vs. Louisiana Tech (4/5/24)	R	2, vs. Louisiana Tech (4/5/24)	
2, vs. Georgia State (2/29/24)	H	2, vs. Georgia State (2/29/24)	
1 (4x), last vs. UAB (4/9/24)	2B	1 (4x), last vs. UAB (4/9/24)	
	3B		
1 (3x), last at Texas A&M (3/24/24)	HR	1 (3x), last at Texas A&M (3/24/24)	
4, at Texas A&M (3/24/24)	RBI	4, at Texas A&M (3/24/24)	

2024 SEASON HIGHLIGHTS

Made her collegiate debut as starting shortstop versus Belmont (2/9) ... first collegiate hit was a two-run homer versus SEMO (2/24) ... added a sacrifice fly to close the game with a career high three RBI ... slugged a pinch-hit, three-run homer vs. North Texas to walk off the game in six innings ... coming off the bench in place of an injured Rose Roach, slugged her first collegiate grand slam and set a career high in RBI (4) at Texas A&M (3/24) ... drove in Auburn's game-winning RBI with a double in the sixth frame in the Tigers' comeback win over Georgia Tech (4/5)

GAME BY GAME BATTING

Date	Opponent	Pos	AB	R	H	RBI	2B	3B	HR	BB	SB	CS	HBP	SAC	SF	GDP	K	PO	A	E	Avg
Feb 09	BELMONT	*ss	3	0	0	0	0	0	0	0	0	0	0	0	0	0	1	0	2	0	.000
Feb 14	vs Wichita State	ph/2b	0	0	0	0	0	0	0	1	0	0	0	0	0	0	0	1	0	0	.000
Feb 15	vs UC Davis	pr	0	0	0	0	0	0	0	0	0	0	0	0	0	0	0	0	0	0	.000
Feb 23	SEMO	ss	0	0	0	0	0	0	0	0	0	0	0	0	0	0	0	0	0	0	.000
Feb 24	SEMO	*2b	1	1	1	3	0	0	1	1	1	0	0	0	1	0	0	3	0	0	.250
Feb 25	UNI	*2b	2	0	0	0	0	0	0	0	0	0	0	0	0	0	1	0	1	0	.167
Feb 29	GEORGIA STATE	*dh	3	1	2	1	1	0	0	0	0	0	0	0	0	0	0	0	0	0	.333
Mar 02	NORTHWESTERN	*dh	2	0	0	0	0	0	0	0	0	0	0	0	0	0	2	0	0	0	.273
Mar 03	NORTH TEXAS	ph	1	1	1	3	0	0	1	0	0	0	0	0	0	0	0	0	0	0	.333
Mar 03	USC UPSTATE	*dh	2	0	0	0	0	0	0	0	0	0	0	0	0	0	1	0	0	0	.286
Mar 08	at Mizzou	*dh	2	0	0	0	0	0	0	0	0	0	0	0	0	0	0	0	0	0	.250
Mar 09	at Mizzou	*dh	1	0	0	0	0	0	0	0	0	0	0	0	0	0	1	0	0	0	.235
Mar 19	at Troy	ph	1	0	0	0	0	0	0	0	0	0	0	0	0	0	1	0	0	0	.222
Mar 24	at Texas A&M	2b	2	1	1	4	0	0	1	0	0	0	0	0	0	0	1	3	0	0	.250
Mar 29	TENNESSEE	*2b	3	0	0	0	0	0	0	0	0	0	0	0	0	1	0	1	0	0	.217
Mar 30	TENNESSEE	*2b	1	0	0	0	0	0	0	0	0	0	0	0	0	0	0	1	1	1	.208
Mar 31	TENNESSEE	*dh	3	0	0	0	0	0	0	0	0	0	0	0	0	0	1	0	0	0	.185
Apr 03	SAMFORD	*dh	2	0	0	0	0	0	0	0	0	0	0	0	0	0	0	0	0	0	.172
Apr 05	LOUISIANA TECH	*dh	3	2	1	0	1	0	0	0	0	0	0	0	0	0	0	0	0	0	.188
Apr 05	GEORGIA TECH	*dh	3	0	1	1	1	0	0	0	0	0	0	0	0	0	0	0	0	0	.200
Apr 06	LOUISIANA TECH	*dh	2	0	0	0	0	0	0	0	0	0	0	0	0	0	0	0	0	0	.189
Apr 06	GEORGIA TECH	*dh	2	0	1	1	0	0	0	0	0	0	0	0	0	0	0	0	0	0	.205
Apr 09	UAB	*dh	2	0	1	2	1	0	0	0	0	0	0	0	0	0	0	0	0	0	.220
Apr 12	at LSU	*dh	3	0	1	0	0	0	0	0	0	0	0	0	0	0	1	0	0	0	.227
Apr 13	at LSU	*dh	3	0	0	0	0	0	0	0	0	0	0	0	0	0	0	0	0	0	.213
Apr 14	at LSU	*dh	1	0	0	0	0	0	0	0	0	0	0	0	0	0	0	0	0	0	.208
Totals		20gs	48	6	10	15	4	0	3	2	1	0	0	0	1	1	10	9	4	1	.208

On base pct. .235 • Slugging pct. .479

PENTA'S OVERALL CAREER STATS

YEAR	AVG	GP-GS	AB	R	H	2B	3B	HR	RBI	TB	SLG%	BB	HBP	SO	GDP	OB%	SF	SH	SB-ATT	PO	A	E	FLD%
2024	.208	26-20	48	6	10	4	0	3	15	23	.479	2	0	10	1	.235	1	0	1-1	9	4	1	.929
<b>TOTAL</b>	<b>.208</b>	<b>26-20</b>	<b>48</b>	<b>6</b>	<b>10</b>	<b>4</b>	<b>0</b>	<b>3</b>	<b>15</b>	<b>23</b>	<b>.479</b>	<b>2</b>	<b>0</b>	<b>10</b>	<b>1</b>	<b>.235</b>	<b>1</b>	<b>0</b>	<b>1-1</b>	<b>9</b>	<b>4</b>	<b>1</b>	<b>.929</b>

PLAYER CAPSULES



**MADDIE  
PENTA**



**RIGHT-HANDED PITCHER**  
**Sr. | 6-2 | R/R**  
**Chesapeake City, Maryland | Bohemia Manor**

**SEASON HIGH**

8.0, at Troy (3/19/24) IP 10.0, vs. South Carolina (3/21/23)  
 6 (6x), last at LSU (4/13/24) H 9 (2x), last vs. Oklahoma (3/19/23)  
 6, vs. Arkansas (3/16/24) R 6, vs. Arkansas (3/16/24)  
 6, vs. Arkansas (3/16/24) ER 6, vs. Arkansas (3/16/24)  
 3 (4x), last vs. Tennessee (3/31/24) BB 6, vs. Missouri (5/11/23)  
 15, vs. Louisiana Tech (4/6/24) SO 17 (2x), last vs. Missouri (3/25/23)  
 136, at Troy (3/19/24) Pitches 161, vs. South Carolina (3/21/22)

**CAREER HIGH**

2024 SEASON HIGHLIGHTS

Earned preseason All-American honors from Softball America ... USA Softball Collegiate Player of the Year Watch List ... Preseason All-SEC Team ... first SEC Pitcher of the Year in program history ... a two-time First Team All-SEC selection ... holds a 24-4 record at Jane B. Moore Field since 2022 ... looking to become the first pitcher in program history to record three straight seasons of 250+ strikeouts ... stands in the top 10 in 19 Auburn career pitching categories ... ranks fourth in the country in total strikeouts, fifth in shutouts and seventh in starts currently ranks in the top 10 in nine Auburn single-season records ... ranks third among all active Division I players in career starts, fourth in career strikeouts, ninth in career wins, and 14th in career shutouts and career ERA ... with 10 strikeouts versus Wichita State (2/14) became just the fourth pitcher in program history to record 700 career strikeouts ... went the distance in Auburn's shutout victory versus No. 13 Utah (2/15) to record the 14th complete-game shutout of her career ... PV College Challenge All-Tournament Team ... behind 11 strikeouts, tossed the fifth no-hitter of her collegiate career versus UNI (2/25) ... now holds the second most no-hitters in program history ... Plainsman Invite All-Tournament Team ... behind a season-high 13 strikeouts, recorded just the third perfect game in school history versus Georgia State (2/29) to join Kaylee Carlson (2017) and Holly Currie (2005) ... Jane B. Moore Memorial All-Tournament Team ... SEC Pitcher of the Week (3/4) ... has won SEC Pitcher of the Week a program-record six times ... Wilson/NFCA National Pitcher of the Week (3/5) ... D1 Softball National Pitcher of the Week (3/5) ... Softball America March Pitching Rankings - No. 2 ... holding No. 12 Missouri's (3/10) offense to just four hits, recorded her sixth shutout of the season ... behind her 2-1 victory versus No. 20 Arkansas, surpass Kaylee Carlson for Auburn softball's program record with 68 career victories ... made the 106th start of her career on March 19 at Troy to set Auburn's program record ... behind seven strikeouts in a start at No. 12 Texas A&M (3/23), became just the second pitcher in program history to record 800 career strikeouts ... snapped No. 4 Tennessee's 20-game win streak, the longest streak in the country, with a complete game effort versus the Lady Vols (3/31) ... Softball America April Pitching Rankings - No. 18 ... tossed three flawless frames and struck out five versus Samford (4/3) to combined with Shelby Lowe and Annabelle Widra for a perfect game ... the only pitcher in program history to be a part of multiple perfect games ... set season high with 15 strikeouts versus Louisiana Tech (4/6) ... War Eagle Classic All-Tournament Team ... combined with Shelby Lowe to no-hit UAB (4/9)

GAME BY GAME PITCHING

Date	Opponent	GS	IP	H	R	ER	BB	SO	2B	3B	HR	WP	BK	HBP	IBB	Score	W-L	Sv	ERA	NP
Feb 09	VIRGINIA TECH	*	7.0	6	4	2	1	8	1	0	1	1	0	1	0	1-8	0-1	0	2.00	105
Feb 10	VIRGINIA TECH	*	4.2	3	3	1	3	8	2	0	0	0	0	1	0	5-5	0-1	0	1.80	82
Feb 14	vs Wichita State	*	6.1	3	2	1	2	10	0	0	1	2	0	0	0	8-6	1-1	0	1.56	113
Feb 15	vs Utah	*	7.0	6	0	0	2	5	0	0	0	2	0	0	0	1-0	2-1	0	1.12	103
Feb 24	UNI	*	7.0	2	4	1	1	10	0	0	1	0	0	0	0	2-4	2-2	0	1.09	108
Feb 25	UNI	*	7.0	0	0	0	1	11	0	0	0	0	0	0	0	1-0	3-2	0	0.90	97
Feb 29	GEORGIA STATE	*	6.0	0	0	0	0	13	0	0	0	0	0	0	0	8-0	4-2	0	0.78	76
Mar 02	NORTHWESTERN	*	7.0	4	0	0	1	10	1	1	0	1	0	1	0	1-0	5-2	0	0.67	112
Mar 03	NORTH TEXAS	*	6.0	2	0	0	0	11	2	0	0	0	0	0	0	8-0	6-2	0	0.60	78
Mar 08	at Mizzou	*	5.0	6	5	3	1	4	1	0	2	0	0	1	0	2-5	6-3	0	0.89	82
Mar 10	at Mizzou	*	7.0	4	0	0	1	7	1	0	0	0	0	1	0	4-0	7-3	0	0.80	101
Mar 16	ARKANSAS-1	*	5.0	6	6	6	3	5	0	0	2	0	0	1	0	1-6	7-4	0	1.31	76
Mar 17	ARKANSAS	*	7.0	6	1	1	1	4	1	0	0	0	0	0	0	2-1	8-4	0	1.28	109
Mar 19	at Troy	*	8.0	6	3	2	2	12	1	1	1	1	0	1	0	4-3	8-4	0	1.32	136
Mar 23	at Texas A&M	*	6.0	5	3	3	1	7	2	0	1	1	0	0	0	2-3	8-5	0	1.46	92
Mar 24	at Texas A&M	*	2.2	4	5	4	2	1	1	0	1	0	0	0	0	6-14	8-5	0	1.70	46
Mar 29	TENNESSEE	*	6.0	6	4	4	3	5	0	0	3	0	0	0	0	1-5	8-6	0	1.87	119
Mar 31	TENNESSEE	*	7.0	5	1	1	3	7	1	0	0	2	0	0	0	4-1	9-6	0	1.82	126
Apr 03	SAMFORD	*	3.0	0	0	0	0	5	0	0	0	0	0	0	0	8-0	10-6	0	1.77	36
Apr 05	GEORGIA TECH	*	6.0	5	3	1	2	9	0	0	1	1	0	1	0	4-3	10-6	1	1.74	111
Apr 06	LOUISIANA TECH	*	7.0	2	0	0	1	15	0	0	0	0	0	0	0	5-0	11-6	1	1.64	111
Apr 09	UAB	*	4.0	0	0	0	1	5	0	0	0	1	0	1	0	9-0	12-6	1	1.59	60
Apr 12	at LSU	*	2.0	1	0	0	0	4	0	0	0	0	0	0	0	3-2	13-6	1	1.57	36
Apr 13	at LSU	*	6.0	6	2	2	2	2	2	0	1	1	0	0	0	0-2	13-7	1	1.60	74
Totals		23	139.2	88	46	32	34	178	16	2	15	13	0	9	0	90-68	13-7	1	1.60	-

PENTA'S OVERALL CAREER STATS

YEAR	ERA	W-L	APP	GS	CG	SHO	SV	IP	H	R	ER	BB	SO	2B	3B	HR	BF	BAVG	WP	HBP	BK	SFA	SHA
2021	2.78	9-9	21	20	6	3/1	0	88.0	69	42	35	44	105	5	0	8	384	.211	2	9	0	2	2
2022	1.76	24-10	42	35	15	2/6	1	195.0	128	62	49	53	269	19	3	15	785	.181	10	13	0	4	8
2023	1.33	27-7	43	37	17	8/10	3	220.2	124	50	42	55	303	12	5	16	851	.160	8	15	0	1	7
2024	1.60	13-7	24	23	12	7/2	1	139.2	88	46	32	34	178	16	2	15	548	.176	13	9	0	1	4
<b>TOTAL</b>	<b>1.72</b>	<b>73-33</b>	<b>130</b>	<b>115</b>	<b>50</b>	<b>20/19</b>	<b>5</b>	<b>643.1</b>	<b>409</b>	<b>200</b>	<b>158</b>	<b>186</b>	<b>855</b>	<b>52</b>	<b>10</b>	<b>54</b>	<b>2568</b>	<b>.177</b>	<b>33</b>	<b>46</b>	<b>0</b>	<b>8</b>	<b>21</b>

PLAYER CAPSULES



**MAKAYLA  
PACKER**

**10**

**UTILITY**  
Sr. | 5-8 | R/R  
Chattanooga, Tennessee | Baylor School

**SEASON HIGH**

4 (4x), last vs. Georgia Tech (4/6/24) \_\_\_AB\_\_\_ 5, vs. South Carolina (3/19/22)  
2 (4x), last vs. Louisiana Tech (4/6/24) \_R\_\_\_ 3 (3x), last vs. Syracuse (2/27/22)  
2 (7x), last vs. Georgia Tech (4/6/24) \_H\_\_\_ 3 (4x), last at Georgia (3/11/23)  
1 (2x), last vs. Georgia Tech (4/6/24) \_\_\_2B\_\_\_ 1 (14x), last vs. Georgia Tech (4/6/24)  
1 (4x), last vs. Samford (3/3/24)\_\_\_3B\_\_\_ 1 (10x), last vs. Samford (3/3/24)  
1, vs. USC Upstate (3/3/24)\_\_\_HR\_\_\_1 (13x), last vs. USC Upstate (3/3/24)  
4, vs. USC Upstate (3/3/24)\_\_\_RBI\_\_\_4 (2x), last vs. USC Upstate (3/3/24)

**CAREER HIGH**

**2024 SEASON HIGHLIGHTS**

Holds the highest stolen base percentage mark in program history at .889 ... ranks second in program history in career stolen bases and career triples and tied for sixth in career hit by pitches ... just the second player in program history to record double-digit triples in a career ... has recorded double-digit stolen bases in every season of her collegiate career ... leads the SEC in triples and triples per game (0.12), third in sacrifice bunts per game (.35) and eighth in stolen bases ... stands tied for second in Auburn softball single season history with four triples ... drew the walk-off walk in Auburn's win versus No. 13 Utah (2/15) ... walked off Auburn's comeback win over USC Upstate with a grand slam ... was her first home run since April 27, 2022 ... Jane B. Moore Memorial All-Tournament Team ... her diving catch in center field versus No. 20 Arkansas (3/16) was No. 8 on SportsCenter's Top 10 ... scoring a crucial insurance run in the sixth inning to help secure Auburn's 4-1 win over No. 4 Tennessee (3/31), recorded the 100th run of her collegiate career ... War Eagle Classic All-Tournament Team ... recently accepted into the Harrison School of Pharmacy

**GAME BY GAME BATTING**

Date	Opponent	Pos	AB	R	H	RBI	2B	3B	HR	BB	SB	CS	HBP	SAC	SF	GDP	K	PO	A	E	Avg
Feb 09	VIRGINIA TECH	*of	2	0	0	0	0	0	0	1	1	0	0	0	0	0	0	2	0	0	.000
Feb 09	BELMONT	*of	1	0	0	0	0	0	0	1	0	0	0	0	0	0	1	0	0	0	.000
Feb 10	VIRGINIA TECH	*of	2	1	1	0	0	0	0	1	2	0	0	0	0	0	0	0	0	0	.200
Feb 14	vs Wichita State	*of	2	1	0	0	0	0	0	1	0	0	1	0	0	0	1	3	0	0	.143
Feb 15	vs UC Davis	*of	2	0	2	0	0	0	0	1	0	1	0	0	0	0	0	2	0	0	.333
Feb 15	vs Utah	*of	2	0	0	1	0	0	0	2	0	0	0	0	0	1	1	3	0	0	.273
Feb 23	SEMO	*of	1	0	0	0	0	0	0	1	0	0	0	0	0	0	0	1	0	0	.250
Feb 24	UNI	*of	3	0	1	0	0	0	0	0	0	0	0	0	0	0	0	1	1	0	.267
Feb 24	SEMO	*of	1	2	0	1	0	0	0	1	0	0	1	0	0	0	0	2	0	0	.250
Feb 25	UNI	*of	2	1	1	0	0	0	0	0	1	0	0	1	0	0	1	1	0	0	.278
Feb 29	GEORGIA STATE	*of	2	1	2	0	0	0	0	0	1	0	0	0	0	0	0	0	0	0	.350
Mar 02	NORTHWESTERN	*of	3	0	0	0	0	0	0	0	0	0	0	0	0	0	0	0	0	0	.304
Mar 02	USC UPSTATE	*of	2	1	1	1	0	0	0	0	1	0	0	0	1	0	0	1	0	0	.320
Mar 03	NORTH TEXAS	*of	3	2	2	0	0	1	0	0	0	0	0	0	0	0	1	2	0	0	.357
Mar 03	USC UPSTATE	*of	4	2	2	4	0	0	1	0	0	0	0	0	0	0	0	1	0	0	.375
Mar 08	at Mizzou	*of	1	1	0	0	0	0	0	1	1	0	0	1	0	0	0	2	0	0	.364
Mar 09	at Mizzou	*of	3	0	0	0	0	0	0	0	0	0	0	0	0	0	1	2	1	0	.333
Mar 10	at Mizzou	*of	3	0	1	1	0	1	0	0	1	0	0	1	0	0	1	0	0	0	.333
Mar 16	ARKANSAS-1	*of	3	0	0	0	0	0	0	0	0	0	0	0	0	0	0	2	0	0	.310
Mar 16	ARKANSAS-2	*of	4	0	1	0	0	0	0	0	0	0	0	0	0	0	1	1	0	0	.304
Mar 17	ARKANSAS	*of	2	0	1	0	0	0	0	1	0	0	0	0	0	0	1	1	0	0	.312
Mar 19	at Troy	*of	4	1	1	1	0	1	0	1	0	0	0	0	0	0	2	1	0	0	.308
Mar 22	at Texas A&M	*of	2	0	0	0	0	0	0	0	0	0	0	1	0	0	0	3	0	0	.296
Mar 23	at Texas A&M	*of	2	0	0	0	0	0	0	1	0	0	0	0	0	0	0	1	0	0	.286
Mar 24	at Texas A&M	*of	2	0	0	0	0	0	0	0	0	0	1	0	0	0	1	0	0	0	.276
Mar 29	TENNESSEE	*of	3	0	0	0	0	0	0	1	1	0	0	0	0	0	2	7	0	0	.262
Mar 30	TENNESSEE	*of	2	0	0	0	0	0	0	0	0	0	1	0	0	0	1	3	0	0	.254
Mar 31	TENNESSEE	*of	3	1	1	0	1	0	0	0	0	0	0	0	0	0	1	1	0	0	.258
Apr 03	SAMFORD	*of	2	1	1	2	0	1	0	0	0	0	1	0	0	0	1	0	0	0	.265
Apr 05	LOUISIANA TECH	*of	2	1	2	0	0	0	0	0	1	0	0	1	0	0	0	2	0	0	.286
Apr 05	GEORGIA TECH	*of	3	1	1	0	0	0	0	0	0	0	0	0	0	0	1	2	0	0	.288
Apr 06	LOUISIANA TECH	*of	3	2	2	0	0	0	0	0	1	0	0	0	0	0	0	0	0	0	.303
Apr 06	GEORGIA TECH	*of	4	0	2	2	1	0	0	0	0	0	0	0	0	0	0	3	0	0	.312
Apr 09	UAB	*of	1	1	0	0	0	0	0	1	0	0	0	0	0	0	0	0	0	0	.309
Apr 12	at LSU	*of	3	0	0	0	0	0	0	1	1	0	0	0	0	0	2	1	0	0	.298
Apr 13	at LSU	*of	1	0	0	0	0	0	0	1	0	0	1	0	0	0	1	2	0	0	.294
Apr 14	at LSU	*of	1	0	0	0	0	0	0	0	1	0	1	1	0	0	0	2	0	0	.291
Totals		37gs	86	20	25	13	2	4	1	17	13	1	7	6	1	1	21	55	2	0	.291

On base pct. .441 • Slugging pct. .442

**PACKER'S OVERALL CAREER STATS**

YEAR	AVG	GP-GS	AB	R	H	2B	3B	HR	RBI	TB	SLG%	BB	HBP	SO	GDP	OB%	SF	SH	SB-ATT	PO	A	E	FLD%
2021	.303	45-38	99	19	30	3	1	3	15	44	.444	10	3	27	1	.384	0	5	16-16	51	2	1	.981
2022	.324	50-49	136	43	44	6	3	9	20	83	.610	16	13	32	0	.442	0	2	21-25	64	2	2	.971
2023	.307	55-47	101	24	31	3	2	0	7	38	.376	7	1	35	1	.355	1	4	14-17	62	2	1	.985
2024	.291	37-37	86	20	25	2	4	1	13	38	.442	17	7	21	1	.441	1	6	13-14	55	2	0	1.000
<b>TOTAL</b>	<b>.308</b>	<b>187-171</b>	<b>422</b>	<b>106</b>	<b>130</b>	<b>14</b>	<b>10</b>	<b>13</b>	<b>55</b>	<b>203</b>	<b>.481</b>	<b>40</b>	<b>24</b>	<b>115</b>	<b>3</b>	<b>.410</b>	<b>2</b>	<b>17</b>	<b>64-72</b>	<b>232</b>	<b>8</b>	<b>4</b>	<b>.984</b>

PLAYER CAPSULES



**AUBRIE  
LISENBY**

**11**

**CATCHER/INFIELD**  
**Jr. | 5-7 | R/R**  
**Huntsville, Alabama | Bob Jones**

**SEASON HIGH**

**CAREER HIGH**

3 (5x), last vs. Georgia Tech (4/5/24) \_AB\_ 4 (8x), last at South Carolina (4/30/23)  
 1 (2x), last s, UAB (4/9/24) \_\_\_\_\_ R \_\_\_\_\_ 3, vs. Niagara (4/15/22)  
 1 (5x), last vs. Georgia Tech (4/5/24) \_H \_\_\_\_\_ 4, vs. Niagara (4/15/22)  
 \_\_\_\_\_ 2B \_\_\_\_\_ 2, vs. Seton Hall (2/12/22)  
 \_\_\_\_\_ 3B \_\_\_\_\_  
 \_\_\_\_\_ HR \_\_\_\_\_ 1 (4x), last vs. Ole Miss (3/31/23)  
 3, vs. Georgia State (2/29/24) \_\_\_ RBI \_\_\_\_\_ 4, vs. Niagara (4/15/22)

**2024 SEASON HIGHLIGHTS**

Currently holds the highest career fielding percentage in program history with a .995 mark ... has committed just three errors behind the dish in her collegiate career ... was behind the plate for Auburn's no-hitter versus SEMO (2/23) ... caught Maddie Penta's perfect game vs. Georgia State (2/29) and totaled a season high three RBI ... made a diving tag at the plate in the seventh inning to help preserve Auburn's 1-0 win over Northwestern (3/2) ... started behind the dish in Auburn's combined perfect game versus Samford (4/3) and the no-hitter versus UAB (4/9)

**GAME BY GAME BATTING**

Date	Opponent	Pos	AB	R	H	RBI	2B	3B	HR	BB	SB	CS	HBP	SAC	SF	GDP	K	PO	A	E	Avg
Feb 09	VIRGINIA TECH	*dh	3	0	1	0	0	0	0	0	0	0	0	0	0	0	2	0	0	0	.333
Feb 09	BELMONT	*c	0	0	0	1	0	0	0	1	0	0	0	1	0	0	0	6	0	0	.333
Feb 10	VIRGINIA TECH	*c	3	0	0	0	0	0	0	0	0	0	0	0	0	0	0	9	0	1	.167
Feb 15	vs UC Davis	*c	2	0	0	0	0	0	0	1	0	0	0	0	0	0	0	9	1	0	.125
Feb 23	SEMO	*c	2	1	1	0	0	0	0	0	0	0	0	0	0	0	0	7	1	1	.200
Feb 24	UNI	ph	1	0	0	0	0	0	0	0	0	0	0	0	0	0	0	0	0	0	.182
Feb 24	SEMO	*c	2	0	0	0	0	0	0	0	0	0	0	0	0	0	1	3	0	0	.154
Feb 29	GEORGIA STATE	*c	1	0	0	3	0	0	0	0	0	0	0	0	2	0	0	14	0	0	.143
Mar 02	NORTHWESTERN	*c	3	0	0	0	0	0	0	0	0	0	0	0	0	0	2	10	2	0	.118
Mar 03	NORTH TEXAS	*c	2	0	0	0	0	0	0	0	0	0	0	0	0	0	0	9	2	0	.105
Mar 09	at Mizzou	*c	2	0	0	0	0	0	0	0	0	0	0	0	0	0	0	3	0	0	.095
Mar 10	at Mizzou	*c	2	0	0	0	0	0	0	1	0	0	0	0	0	0	1	7	1	0	.087
Mar 16	ARKANSAS-1	*c	1	0	0	0	0	0	0	0	0	0	0	0	0	0	1	6	0	0	.083
Mar 29	TENNESSEE	*c	3	0	1	0	0	0	0	0	0	0	0	0	0	0	0	6	1	0	.111
Mar 30	TENNESSEE	ph/dh	2	0	1	0	0	0	0	0	0	0	0	0	0	0	0	0	0	0	.138
Mar 31	TENNESSEE	*c	2	0	0	0	0	0	0	1	0	0	0	0	0	0	0	6	1	0	.129
Apr 03	SAMFORD	*c	2	0	0	0	0	0	0	0	0	0	0	0	0	0	0	4	1	0	.121
Apr 05	GEORGIA TECH	*c	2	0	1	0	0	0	0	0	0	0	0	0	0	0	0	9	2	0	.143
Apr 06	LOUISIANA TECH	*c	3	0	0	0	0	0	0	0	0	0	0	0	0	0	0	15	0	0	.132
Apr 06	GEORGIA TECH	ph/dh	2	0	0	0	0	0	0	0	0	0	0	0	0	0	0	0	0	0	.125
Apr 09	UAB	*c	1	1	0	0	0	0	0	1	0	0	0	0	0	0	0	5	0	0	.122
Apr 12	at LSU	c	0	0	0	0	0	0	0	0	0	0	0	0	0	0	0	0	0	0	.122
Totals		18gs	41	2	5	4	0	0	0	5	0	0	0	1	2	0	7	128	12	2	.122

On base pct. .208 • Slugging pct. .122

**LISENBY'S OVERALL CAREER STATS**

YEAR	AVG	GP-GS	AB	R	H	2B	3B	HR	RBI	TB	SLG%	BB	HBP	SO	GDP	OB%	SF	SH	SB-ATT	PO	A	E	FLD%
2022	.269	50-40	104	14	28	6	0	2	18	40	.385	13	1	13	1	.353	1	1	1-1	212	14	1	.996
2023	.234	48-37	94	8	22	2	0	2	9	30	.319	11	2	18	1	.324	1	3	1-2	187	18	0	1.000
2024	.122	22-18	41	2	5	0	0	0	4	5	.122	5	0	7	0	.208	2	1	0-0	128	12	2	.986
TOTAL	.230	120-95	239	24	55	8	0	4	31	76	.314	29	3	38	2	.316	4	5	2-3	527	44	3	.995

PLAYER CAPSULES



**NELIA PERALTA**

**13**

**INFIELD**  
**Jr. | 5-6 | R/R**  
**Wellington, Florida | Wellington**

**SEASON HIGH**

**CAREER HIGH**

5, vs. Wichita State (2/14/24) \_\_\_\_\_ AB\_\_5 (4x), last vs. Wichita State (2/14/24)  
 2 (2x), last vs. Georgia Tech (4/6/24) \_\_\_\_\_ R \_\_\_\_\_ 3, vs. Brown (2/24/23)  
 2 (6x), last vs. Louisiana Tech (4/6/24) \_\_\_\_\_ H\_\_3 (2x), last at Mississippi State (3/24/22)  
 1 (3x), last vs. Samford (4/3/24) \_\_\_\_\_ 2B\_\_2 (3x), last at Mississippi State (3/24/22)  
 1, vs. Tennessee (3/31/24) \_\_\_\_\_ 3B \_\_\_\_\_ 1 (3x), last vs. Indiana (2/11/23)  
 1 (2x), last vs. USC Upstate (2/3/24) \_\_\_\_\_ HR \_\_\_\_\_ 2 (2x), last at Florida (4/7/23)  
 5, vs. SEMO (2/24/24) \_\_\_\_\_ RBI \_\_\_\_\_ 5, vs. SEMO (2/24/24)

**2024 SEASON HIGHLIGHTS**

Preseason All-SEC Team ... ranks ninth in Auburn career history in on-base percentage and 10th in slugging percentage ...first hit of the 2024 season was the 100th of her collegiate career ... set a career high with five RBI with help of her first career grand slam versus SEMO (2/24) ... Plainsman Invite All-Tournament Team ... Jane B. Moore Memorial All-Tournament Team .. went 2-for-3 and drove in both runs in Auburn's 2-1 win versus No. 20 Arkansas (3/17) ... her first triple of th season plated a crucial insurance run on Auburn's 4-1 victory over No. 4 Tennessee (3/31)

**GAME BY GAME BATTING**

Date	Opponent	Pos	AB	R	H	RBI	2B	3B	HR	BB	SB	CS	HBP	SAC	SF	GDP	K	PO	A	E	Avg
Feb 09	VIRGINIA TECH	*SS	3	0	1	0	0	0	0	0	0	0	1	0	0	1	1	1	0	0	.333
Feb 10	VIRGINIA TECH	*SS	3	0	0	0	0	0	0	1	0	0	0	0	0	0	0	1	1	2	.167
Feb 14	vs Wichita State	*SS	5	0	1	2	0	0	0	0	0	0	0	0	0	0	1	1	1	0	.182
Feb 15	vs UC Davis	*SS	4	1	2	0	0	0	0	0	0	0	0	0	0	0	0	0	2	0	.267
Feb 15	vs Utah	*SS	3	0	0	0	0	0	0	1	0	0	0	0	0	0	2	1	0	1	.222
Feb 24	UNI	*SS	3	0	0	0	0	0	0	0	0	0	0	0	0	1	0	1	2	1	.190
Feb 24	SEMO	*SS	2	2	2	5	0	0	1	1	1	0	0	0	0	0	0	2	0	0	.261
Feb 25	UNI	*SS	2	0	0	1	0	0	0	0	0	0	1	0	0	0	2	1	1	1	.240
Feb 29	GEORGIA STATE	*SS	2	1	1	2	0	0	0	1	0	0	0	0	0	0	0	0	0	0	.259
Mar 02	NORTHWESTERN	*SS	1	0	0	0	0	0	0	2	0	0	0	0	0	0	1	2	1	0	.250
Mar 02	USC UPSTATE	*SS	3	1	1	2	0	0	1	0	0	0	0	0	0	0	0	0	1	0	.258
Mar 03	NORTH TEXAS	*SS	2	0	2	0	0	0	0	1	0	0	0	0	0	0	0	0	2	0	.303
Mar 03	USC UPSTATE	*SS	2	0	0	0	0	0	0	1	0	0	0	0	0	0	0	3	2	0	.286
Mar 08	at Mizzou	*SS	3	0	1	1	0	0	0	0	0	0	0	0	0	0	0	2	3	0	.289
Mar 09	at Mizzou	*SS	3	0	0	0	0	0	0	0	0	0	0	0	0	0	0	0	1	0	.268
Mar 10	at Mizzou	*SS	4	0	0	0	0	0	0	0	0	0	0	0	0	0	0	2	1	0	.244
Mar 16	ARKANSAS-1	*SS	3	0	1	0	0	0	0	0	0	0	0	0	0	0	1	1	3	0	.250
Mar 16	ARKANSAS-2	*SS	2	0	0	0	0	0	0	2	0	0	0	0	0	1	0	5	1	0	.240
Mar 17	ARKANSAS	*SS	3	0	2	2	0	0	0	0	1	0	0	0	0	1	0	0	2	0	.264
Mar 19	at Troy	*SS	4	0	1	0	0	0	0	0	0	0	1	0	0	0	2	3	3	0	.263
Mar 22	at Texas A&M	*SS	3	0	1	0	0	0	0	0	0	0	0	0	0	0	0	2	1	0	.267
Mar 23	at Texas A&M	*SS	2	0	0	0	0	0	0	0	0	0	0	0	0	0	0	2	1	0	.258
Mar 24	at Texas A&M	*SS	3	1	2	0	1	0	0	0	0	0	0	0	0	0	1	1	2	0	.277
Mar 29	TENNESSEE	*SS	2	0	0	1	0	0	0	0	0	0	1	0	0	0	0	2	1	0	.269
Mar 30	TENNESSEE	*SS	3	1	1	0	1	0	0	0	0	0	0	0	0	0	0	2	3	1	.271
Mar 31	TENNESSEE	*SS	1	0	1	1	0	1	0	2	0	0	0	0	0	0	0	4	2	0	.282
Apr 03	SAMFORD	*SS	2	1	1	1	1	0	0	1	0	0	0	0	0	0	0	0	1	0	.288
Apr 05	LOUISIANA TECH	*SS	1	1	0	1	0	0	0	1	0	0	0	1	0	0	0	2	0	0	.284
Apr 05	GEORGIA TECH	*SS	3	0	1	0	0	0	0	0	0	0	0	0	0	0	1	2	0	1	.286
Apr 06	LOUISIANA TECH	*SS	3	0	2	1	0	0	0	0	0	0	0	0	0	0	0	0	1	0	.300
Apr 06	GEORGIA TECH	*SS	2	2	0	0	0	0	0	2	0	0	0	0	0	0	0	2	4	0	.293
Apr 09	UAB	*SS	2	1	1	2	0	0	0	1	0	0	0	0	0	0	0	0	1	0	.298
Apr 12	at LSU	*SS	3	0	1	1	0	0	0	1	2	0	0	0	0	0	0	3	1	0	.299
Apr 13	at LSU	*SS	3	0	0	0	0	0	0	0	0	0	0	0	0	0	0	2	3	0	.289
Apr 14	at LSU	*SS	3	0	1	0	0	0	0	0	0	0	0	0	0	0	1	2	0	0	.290
Totals		35gs	93	12	27	23	3	1	2	18	4	0	3	1	1	4	13	52	48	7	.290

On base pct. .417 • Slugging pct. .409

**PERALTA'S OVERALL CAREER STATS**

YEAR	AVG	GP-GS	AB	R	H	2B	3B	HR	RBI	TB	SLG%	BB	HBP	SO	GDP	OB%	SF	SH	SB-ATT	PO	A	E	FLD%
2022	.313	53-52	144	24	45	15	1	10	42	92	.639	21	1	22	3	.394	4	1	1-1	49	76	19	.868
2023	.329	62-62	164	39	54	7	2	9	23	92	.561	43	5	21	1	.479	1	0	4-7	71	75	8	.948
2024	.290	35-35	93	12	27	3	1	2	23	38	.409	18	3	13	4	.417	1	1	4-4	52	48	7	.935
TOTAL	.314	150-149	401	75	126	25	4	21	88	222	.554	82	9	56	8	.436	6	2	9-12	172	199	34	.916



PLAYER CAPSULES



**SKYLAR  
ELKINS**

**15**

**CATCHER / UTILITY**  
So. | 5-8 | R/R  
Locust Grove, Georgia | Locust Grove

**SEASON HIGH** **CAREER HIGH**  
4, vs. Georgia Tech (4/6/24) \_\_\_\_\_ AB \_\_\_\_\_ 4, vs. Georgia Tech (4/6/24)  
3, vs. Wichita State (2/14/24) \_\_\_\_\_ R \_\_\_\_\_ 3, vs. Wichita State (2/14/24)  
2, vs. USC Upstate (3/3/24) \_\_\_\_\_ H \_\_\_\_\_ 2, vs. USC Upstate (3/3/24)  
1, vs. Belmont (2/9/24) \_\_\_\_\_ 2B \_\_\_\_\_ 1, vs. Belmont (2/9/24)  
\_\_\_\_\_ 3B \_\_\_\_\_  
1 (2x), last vs. USC Upstate (3/3/24) \_\_\_\_\_ HR \_\_\_\_\_ 1 (2x), last vs. USC Upstate (3/3/24)  
2 (4x), last vs. Georgia Tech (4/6/24) \_\_\_\_\_ RBI \_\_\_\_\_ 2 (4x), last vs. Georgia Tech (4/6/24)

2024 SEASON HIGHLIGHTS

First collegiate hit was two-run double versus Belmont (2/9) ... earned her first collegiate start behind the dish versus Wichita State (2/14) and scored a career high three runs ... was behind the dish for Auburn's no-hitter versus UNI (2/25) ... hit her first collegiate home run versus USC Upstate (3/2) while also recording her first multi-hit contest of her career ... Jane B. Moore Memorial All-Tournament Team ... stole home to score a crucial insurance run help clinch the series win at No. 6 LSU (4/14)

GAME BY GAME BATTING

Date	Opponent	Pos	AB	R	H	RBI	2B	3B	HR	BB	SB	CS	HBP	SAC	SF	GDP	K	PO	A	E	Avg
Feb 09	VIRGINIA TECH	pr	0	0	0	0	0	0	0	0	0	0	0	0	0	0	0	0	0	0	.000
Feb 09	BELMONT	c	1	0	1	2	1	0	0	0	0	0	0	0	0	0	0	1	0	0	1.000
Feb 10	VIRGINIA TECH	pr	0	0	0	0	0	0	0	0	0	0	0	0	0	0	0	0	0	0	1.000
Feb 14	vs Wichita State	*c	1	3	1	2	0	0	0	0	1	0	2	0	0	0	0	11	0	0	1.000
Feb 15	vs UC Davis	ph/dh	2	0	0	0	0	0	0	0	0	0	0	0	0	0	1	0	0	0	.500
Feb 15	vs Utah	*c	1	0	1	0	0	0	0	1	0	0	0	0	0	0	0	6	0	0	.600
Feb 24	UNI	*c	2	0	0	0	0	0	0	0	0	0	0	0	0	0	1	9	1	1	.429
Feb 24	SEMO	ph	1	0	0	0	0	0	0	0	0	0	0	0	0	0	1	0	0	0	.375
Feb 25	UNI	*c	2	0	0	0	0	0	0	0	0	0	0	0	0	0	1	11	0	0	.300
Mar 02	USC UPSTATE	*c	3	1	1	2	0	0	1	0	0	0	0	0	0	0	0	6	0	0	.308
Mar 03	USC UPSTATE	*c	3	1	2	1	0	0	1	0	0	0	0	0	0	0	0	3	2	0	.375
Mar 08	at Mizzou	*c	2	0	0	0	0	0	0	0	0	0	0	0	0	0	1	5	1	0	.333
Mar 16	ARKANSAS-1	ph	1	0	0	0	0	0	0	0	0	0	0	0	0	0	1	0	0	0	.316
Mar 16	ARKANSAS-2	*c	3	0	1	0	0	0	0	0	0	0	0	0	0	0	2	4	0	0	.318
Mar 19	at Troy	ph	1	0	0	0	0	0	0	0	0	0	0	0	0	0	0	0	0	0	.304
Mar 23	at Texas A&M	ph	1	0	0	0	0	0	0	0	0	0	0	0	0	0	0	0	0	0	.292
Mar 24	at Texas A&M	*c	3	0	1	0	0	0	0	0	0	0	0	0	0	0	0	2	0	1	.296
Mar 30	TENNESSEE	c	0	0	0	0	0	0	0	0	0	0	0	0	0	0	0	1	0	0	.296
Apr 03	SAMFORD	c	0	0	0	0	0	0	0	0	0	0	0	0	0	0	0	5	0	0	.296
Apr 05	LOUISIANA TECH	*c	2	0	0	0	0	0	0	1	0	0	0	0	0	0	1	7	0	0	.276
Apr 05	GEORGIA TECH	c	1	0	0	0	0	0	0	0	0	0	0	0	0	0	0	2	0	0	.267
Apr 06	GEORGIA TECH	*c	4	0	1	2	0	0	0	0	0	0	0	0	0	0	0	2	0	0	.265
Apr 09	UAB	ph/c	1	0	1	0	0	0	0	0	0	0	0	0	0	0	0	2	0	0	.286
Apr 14	at LSU	pr	0	1	0	0	0	0	0	0	1	0	0	0	0	0	0	0	0	0	.286
Totals		11gs	35	6	10	9	1	0	2	2	2	0	2	0	0	0	9	77	4	2	.286

On base pct. .359 • Slugging pct. .486

ELKINS' OVERALL CAREER STATS

YEAR	AVG	GP-GS	AB	R	H	2B	3B	HR	RBI	TB	SLG%	BB	HBP	SO	GDP	OB%	SF	SH	SB-ATT	PO	A	E	FLD%
2023	.000	36-0	4	11	0	0	0	0	0	0	.000	2	0	1	0	.333	0	0	3-3	19	0	0	1.000
2024	.286	24-11	35	6	10	1	0	2	9	17	.486	2	2	9	0	.359	0	0	2-2	77	4	2	.976
<b>TOTAL</b>	<b>.256</b>	<b>60-11</b>	<b>39</b>	<b>17</b>	<b>10</b>	<b>1</b>	<b>0</b>	<b>2</b>	<b>9</b>	<b>17</b>	<b>.436</b>	<b>4</b>	<b>2</b>	<b>10</b>	<b>0</b>	<b>.356</b>	<b>0</b>	<b>0</b>	<b>5-5</b>	<b>96</b>	<b>4</b>	<b>2</b>	<b>.980</b>

PLAYER CAPSULES



**KK  
MCCRARY**

**16**

**INFIELD**  
Sr. | 5-8 | R/R  
Murfreesboro, Tennessee | Tennessee

**SEASON HIGH**

4 (5x), last vs. Louisiana Tech (4/6/24) \_ AB\_ 4 (11x), last vs. Louisiana Tech (4/6/24)  
3, vs. Samford (4/3/24) \_\_\_\_\_ R \_\_\_\_\_ 3, vs. Samford (4/3/24)  
3, vs. Tennessee (3/30/24) \_\_\_\_\_ H \_\_\_\_\_ 3, vs. Tennessee (3/30/24)  
1 (2x), last vs. Arkansas (3/17/24) \_\_\_\_\_ 2B \_\_\_\_\_ 1 (13x), last vs. Arkansas (3/17/24)  
1, vs. Tennessee (3/29/24) \_\_\_\_\_ 3B \_\_\_\_\_ 1, vs. Tennessee (3/29/24)  
2, vs. Tennessee (3/30/24) \_\_\_\_\_ HR \_\_\_\_\_ 2, vs. Tennessee (3/30/24)  
2 (4x), last vs. Samford (4/3/24) \_\_\_\_\_ RBI\_ 3 (4x), last at South Carolina (4/3/23)

**CAREER HIGH**

**2024 SEASON HIGHLIGHTS**

Ranks 10th in the SEC in walks per game (0.58) ... Tiger Invite All-Tournament Team ... in just three games to start the season, doubled her 2023 home run total ... playing her former team, recorded a career high in hits, turning in her first multi-home run game of her career, versus No. 4 Tennessee (3/30) ... also slugged her first collegiate triple in the series versus the Lady Vols (3/29) ... went 2-for-2 with a home run while matching her season high in RBI (2) and setting a career high in runs scored (3) versus Samford (4/3)

**GAME BY GAME BATTING**

Date	Opponent	Pos	AB	R	H	RBI	2B	3B	HR	BB	SB	CS	HBP	SAC	SF	GDP	K	PO	A	E	Avg
Feb 09	VIRGINIA TECH	*of	4	0	0	0	0	0	0	0	0	0	0	0	0	0	1	3	0	0	.000
Feb 09	BELMONT	*of	3	1	1	2	0	0	1	0	0	0	0	0	1	0	0	3	0	0	.143
Feb 10	VIRGINIA TECH	*of	2	1	1	1	0	0	1	2	0	0	0	0	0	0	0	1	0	0	.222
Feb 14	vs Wichita State	*of	1	0	0	0	0	0	0	2	0	0	0	0	0	0	0	0	0	0	.200
Feb 15	vs UC Davis	*of	3	1	1	0	0	0	0	0	0	0	0	0	0	0	0	2	0	0	.231
Feb 15	vs Utah	*of/dh	3	1	2	0	0	0	0	1	0	0	0	0	0	0	1	1	0	0	.312
Feb 23	SEMO	*of/dh	2	1	1	1	0	0	0	0	0	0	0	1	0	0	0	0	0	0	.333
Feb 24	UNI	*of	2	0	2	0	0	0	0	1	1	0	0	0	0	0	0	0	0	0	.400
Feb 24	SEMO	*of	2	1	0	0	0	0	0	2	0	0	0	0	0	0	0	0	0	0	.364
Feb 25	UNI	*of	2	0	0	0	0	0	0	0	0	0	1	0	0	0	2	1	0	0	.333
Feb 29	GEORGIA STATE	*of	1	0	0	0	0	0	0	1	0	0	0	0	0	0	0	0	0	0	.320
Mar 02	NORTHWESTERN	*of	3	0	0	0	0	0	0	0	0	0	0	0	0	0	1	1	0	0	.286
Mar 02	USC UPSTATE	*of	2	0	0	0	0	0	0	0	0	0	1	0	0	0	0	2	0	0	.267
Mar 03	NORTH TEXAS	*of/dh	3	1	1	2	0	0	1	0	0	0	0	0	0	0	1	0	0	0	.273
Mar 03	USC UPSTATE	*of	3	2	1	0	0	0	0	1	0	0	0	0	0	0	0	1	0	0	.278
Mar 08	at Mizzou	*of	2	0	0	0	0	0	0	1	0	0	0	0	0	0	0	1	2	0	.263
Mar 09	at Mizzou	*of	2	0	1	0	1	0	0	1	0	0	0	0	0	0	0	1	0	0	.275
Mar 10	at Mizzou	*dh	3	0	1	0	0	0	0	1	0	0	0	0	0	0	0	0	0	0	.279
Mar 16	ARKANSAS-1	*dh	2	1	0	0	0	0	0	0	0	0	1	0	0	0	1	0	0	0	.267
Mar 16	ARKANSAS-2	*dh	3	1	0	0	0	0	0	1	0	0	0	0	0	0	1	0	0	0	.250
Mar 17	ARKANSAS	*dh	3	1	1	0	1	0	0	0	0	0	0	0	0	0	1	0	0	0	.255
Mar 19	at Troy	*dh	4	0	1	0	0	0	0	0	0	0	1	0	0	0	0	0	0	0	.255
Mar 22	at Texas A&M	*dh	4	0	0	0	0	0	0	0	0	0	0	0	0	0	2	0	0	0	.237
Mar 23	at Texas A&M	*dh	2	0	0	0	0	0	0	0	0	0	0	0	0	0	2	0	0	0	.230
Mar 29	TENNESSEE	*dh	3	0	1	0	0	1	0	1	0	0	0	0	0	0	0	0	0	0	.234
Mar 30	TENNESSEE	*dh/of	4	2	3	2	0	0	2	0	0	0	0	0	0	0	0	0	0	0	.265
Mar 31	TENNESSEE	*of	3	1	1	0	0	0	0	0	0	0	0	0	0	0	1	0	0	0	.268
Apr 03	SAMFORD	*of	2	3	2	2	0	0	1	1	1	0	0	0	0	0	0	1	0	0	.288
Apr 05	LOUISIANA TECH	*of	3	2	2	1	0	0	1	0	0	0	0	0	0	0	0	2	0	0	.303
Apr 05	GEORGIA TECH	*of	3	0	0	0	0	0	0	0	0	0	0	0	0	0	1	0	0	0	.291
Apr 06	LOUISIANA TECH	*of/dh	4	1	1	0	0	0	0	0	0	0	0	0	0	0	0	0	0	0	.289
Apr 06	GEORGIA TECH	*of	3	0	0	0	0	0	0	1	0	0	0	0	0	0	1	1	0	0	.279
Apr 09	UAB	*of/dh	1	1	1	0	0	0	0	1	1	0	1	0	0	0	0	1	0	0	.287
Apr 12	at LSU	*of/dh	3	1	1	0	0	0	0	0	0	0	0	1	0	0	1	1	0	0	.289
Apr 13	at LSU	*of	2	0	0	0	0	0	0	1	1	0	0	0	0	0	0	3	0	0	.283
Apr 14	at LSU	*of	2	0	1	0	0	0	0	2	0	0	0	0	0	0	0	2	0	0	.287
Totals		36gs	94	23	27	11	2	1	7	21	4	0	5	2	1	0	18	29	0	0	.287

On base pct. .438 • Slugging pct. .553

**MCCRARY'S OVERALL CAREER STATS**

YEAR	AVG	GP-GS	AB	R	H	2B	3B	HR	RBI	TB	SLG%	BB	HBP	SO	GDP	OB%	SF	SH	SB-ATT	PO	A	E	FLD%
2020*	.259	17-12	27	2	7	2	0	2	9	15	.556	8	2	10	0	.447	1	1	0-0	0	12	2	.857
2021*	.167	19-13	30	2	5	0	0	0	2	5	.167	10	0	8	0	.375	0	0	0-0	1	3	0	1.000
2023	.260	54-42	123	13	32	9	0	1	19	44	.358	5	1	14	1	.295	0	3	7-7	18	0	1	.947
2024	.287	36-36	94	23	27	2	1	7	11	52	.553	21	5	18	0	.438	1	2	4-4	29	0	0	1.000
<b>TOTAL</b>	<b>.259</b>	<b>126-103</b>	<b>274</b>	<b>40</b>	<b>71</b>	<b>13</b>	<b>1</b>	<b>10</b>	<b>41</b>	<b>116</b>	<b>.423</b>	<b>44</b>	<b>8</b>	<b>50</b>	<b>1</b>	<b>.375</b>	<b>2</b>	<b>6</b>	<b>11-11</b>	<b>48</b>	<b>15</b>	<b>3</b>	<b>.955</b>

\*STATS FROM TENNESSEE

PLAYER CAPSULES



**CHALEA CLEMMONS**

**17**

**FIRST BASE/LEFT-HANDED PITCHER**  
**Fr. | 6-1 | L/L**  
**Alabaster, Alabama | Thompson**

**SEASON HIGH**

**CAREER HIGH**

3 (3x), last vs. Wichita State (2/14/24) AB 3 (3x), last vs. Wichita State (2/14/24)  
 1, vs. Belmont (2/9/24) R 1, vs. Belmont (2/9/24)  
 1 (6x), last vs. North Texas (3/3/24) H 1 (3x), last vs. Virginia Tech (2/10/24)  
 1, vs. Virginia Tech (2/10/24) 2B 1, vs. Virginia Tech (2/10/24)  
3B  
HR  
RBI

2024 SEASON HIGHLIGHTS

First collegiate hit was a pinch-hit single versus Virginia Tech (2/9) ... earned first collegiate start as DP versus Belmont (2/9) ... knocked a pinch-hit single to center to walk-off Auburn's perfect game versus Georgia State (2/29) in six innings

GAME BY GAME BATTING

Date	Opponent	Pos	AB	R	H	RBI	2B	3B	HR	BB	SB	CS	HBP	SAC	SF	GDP	K	PO	A	E	Avg	
Feb 09	VIRGINIA TECH	ph	1	0	1	0	0	0	0	0	0	0	0	0	0	0	0	0	0	0	0	1.000
Feb 09	BELMONT	*dh	3	1	1	0	0	0	0	1	0	0	0	0	0	0	0	0	0	0	0	.500
Feb 10	VIRGINIA TECH	*dh	3	0	1	0	1	0	0	0	0	0	0	0	0	0	1	0	0	0	0	.429
Feb 14	vs Wichita State	*dh	3	0	0	0	0	0	0	1	0	0	0	0	0	0	1	0	0	0	0	.300
Feb 15	vs UC Davis	*dh	1	0	0	0	0	0	0	0	0	0	0	0	0	0	1	0	0	0	0	.273
Feb 23	SEMO	ph	1	0	0	0	0	0	0	0	0	0	0	0	0	0	0	0	0	0	0	.250
Feb 29	GEORGIA STATE	ph	1	0	1	1	0	0	0	0	0	0	0	0	0	0	0	0	0	0	0	.308
Mar 02	USC UPSTATE	ph	1	0	1	0	0	0	0	0	0	0	0	0	0	0	0	0	0	0	0	.357
Mar 03	NORTH TEXAS	*dh	2	0	1	0	0	0	0	0	0	1	0	0	0	0	0	0	0	0	0	.375
Mar 03	USC UPSTATE	ph	1	0	0	0	0	0	0	0	0	0	0	0	0	0	1	0	0	0	0	.353
Mar 09	at Mizzou	ph/dh	2	0	0	0	0	0	0	0	0	0	0	0	0	0	1	0	0	0	0	.316
Apr 03	SAMFORD	ph	1	0	0	0	0	0	0	0	0	0	0	0	0	0	0	0	0	0	0	.300
Totals		5gs	20	1	6	1	1	0	0	2	0	1	0	0	0	0	5	0	0	0	0	.300

On base pct. .364 • Slugging pct. .350

GAME BY GAME PITCHING

CLEMMONS' OVERALL CAREER STATS

YEAR	AVG	GP-GS	AB	R	H	2B	3B	HR	RBI	TB	SLG%	BB	HBP	SO	GDP	OB%	SF	SH	SB-ATT	PO	A	E	FLD%
2024	.300	12-5	20	1	6	1	0	0	1	7	.350	2	0	5	0	.364	0	0	0-1	0	0	0	.000
TOTAL	.300	12-5	20	1	6	1	0	0	1	7	.350	2	0	5	0	.364	0	0	0-1	0	0	0	.000

YEAR	ERA	W-L	APP	GS	CG	SHO	SV	IP	H	R	ER	BB	SO	2B	3B	HR	BF	BAVG	WP	HBP	BK	SFA	SHA
2024	0.00	0-0	0	0	0	0/0	0	0.0	0	0	0	0	0	0	0	0	0	.000	0	0	0	0	0
TOTAL	0.00	0-0	0	0	0	0/0	0	0.0	0	0	0	0	0	0	0	0	0	.000	0	0	0	0	0

PLAYER CAPSULES



**RILEY  
MCNEMAR**

**18**

**INFIELD**  
Jr. | 5-5 | R/R  
Galena, Kansas | Galena

**SEASON HIGH**

**CAREER HIGH**

2 (4x), last vs. Tennessee (3/31/24) \_\_\_\_ AB \_\_\_\_ 2 (6x), last vs. Tennessee (3/31/24)  
1 (5x), last vs. Tennessee (3/31/24) \_\_\_\_ R \_\_\_\_ 1 (13x), last vs. Tennessee (3/31/24)  
\_\_\_\_ H \_\_\_\_ 1 (6x), last vs. Georgia (4/29/22)  
\_\_\_\_ 2B\_1 (2x), last vs. Chattanooga (3/6/22)  
\_\_\_\_ 3B \_\_\_\_  
\_\_\_\_ HR \_\_\_\_ 1, at Arkansas (4/10/22)  
1 (2x), last vs. UAB (4/9/24) \_\_\_\_ RBI \_\_\_\_ 2 (2x), last at Arkansas (4/10/22)

**2024 SEASON HIGHLIGHTS**

Started at second base versus Belmont (2/9), making her return to the field after missing most of 2023 due to a shoulder injury ... it was her first start since the 2022 season ... primarily has been used as a pinch runner this season

**GAME BY GAME BATTING**

Date	Opponent	Pos	AB	R	H	RBI	2B	3B	HR	BB	SB	CS	HBP	SAC	SF	GDP	K	PO	A	E	Avg	
Feb 09	VIRGINIA TECH	pr	0	0	0	0	0	0	0	0	0	0	0	0	0	0	0	0	0	0	0	.000
Feb 09	BELMONT	*2b	2	0	0	0	0	0	0	0	0	0	0	0	0	1	0	4	1	0	0	.000
Feb 10	VIRGINIA TECH	pr/dh	0	0	0	0	0	0	0	0	0	0	0	0	0	0	0	0	0	0	0	.000
Feb 14	vs Wichita State	pr	0	1	0	0	0	0	0	0	0	0	0	0	0	0	0	0	0	0	0	.000
Feb 23	SEMO	*2b	2	0	0	1	0	0	0	0	0	0	0	0	0	0	0	0	1	0	0	.000
Feb 24	UNI	pr	0	0	0	0	0	0	0	0	0	0	0	0	0	0	0	0	0	0	0	.000
Feb 24	SEMO	ph	1	0	0	0	0	0	0	0	0	0	0	0	0	0	0	0	0	0	0	.000
Feb 25	UNI	pr	0	0	0	0	0	0	0	0	0	0	0	0	0	0	0	0	0	0	0	.000
Feb 29	GEORGIA STATE	ph	0	0	0	0	0	0	0	1	0	0	0	0	0	0	0	0	0	0	0	.000
Mar 02	NORTHWESTERN	pr	0	0	0	0	0	0	0	0	0	0	0	0	0	0	0	0	0	0	0	.000
Mar 02	USC UPSTATE	ph	1	0	0	0	0	0	0	0	0	0	0	0	0	0	0	0	0	0	0	.000
Mar 03	NORTH TEXAS	pr	0	1	0	0	0	0	0	0	0	0	0	0	0	0	0	0	0	0	0	.000
Mar 03	USC UPSTATE	pr	0	0	0	0	0	0	0	0	0	0	0	0	0	0	0	0	0	0	0	.000
Mar 08	at Mizzou	pr	0	1	0	0	0	0	0	0	0	0	0	0	0	0	0	0	0	0	0	.000
Mar 10	at Mizzou	pr	0	0	0	0	0	0	0	0	0	0	0	0	0	0	0	0	0	0	0	.000
Mar 16	ARKANSAS-1	pr	0	0	0	0	0	0	0	0	0	0	0	0	0	0	0	0	0	0	0	.000
Mar 17	ARKANSAS	pr	0	0	0	0	0	0	0	0	0	0	0	0	0	0	0	0	0	0	0	.000
Mar 19	at Troy	pr	0	1	0	0	0	0	0	0	0	0	0	0	0	0	0	0	0	0	0	.000
Mar 22	at Texas A&M	pr	0	0	0	0	0	0	0	0	0	0	0	0	0	0	0	0	0	0	0	.000
Mar 29	TENNESSEE	pr	0	0	0	0	0	0	0	0	0	0	0	0	0	0	0	0	0	0	0	.000
Mar 30	TENNESSEE	2b	2	0	0	0	0	0	0	0	0	0	0	0	0	0	0	2	1	0	0	.000
Mar 31	TENNESSEE	pr/2b	2	1	0	0	0	0	0	0	0	0	0	0	0	0	0	0	0	0	0	.000
Apr 03	SAMFORD	2b	1	0	0	0	0	0	0	0	0	0	0	0	0	0	1	0	0	0	0	.000
Apr 05	GEORGIA TECH	2b	0	0	0	0	0	0	0	0	0	0	0	0	0	0	0	0	0	0	0	.000
Apr 06	GEORGIA TECH	*2b	0	0	0	0	0	0	0	0	0	0	0	0	0	0	0	1	0	0	0	.000
Apr 09	UAB	ph/2b	0	0	0	1	0	0	0	0	0	0	0	0	1	0	0	0	0	0	0	.000
Apr 12	at LSU	pr	0	0	0	0	0	0	0	0	0	0	0	0	0	0	0	0	0	0	0	.000
Totals		3gs	11	5	0	2	0	0	0	1	0	0	0	0	1	1	1	7	3	0	0	.000

On base pct. .077 • Slugging pct. .000

**McNEMAR'S OVERALL CAREER STATS**

YEAR	AVG	GP-GS	AB	R	H	2B	3B	HR	RBI	TB	SLG%	BB	HBP	SO	GDP	OB%	SF	SH	SB-ATT	PO	A	E	FLD%
2022	.316	25-2	19	6	6	2	0	1	5	11	.579	1	0	7	1	.350	0	1	0-0	6	3	1	.900
2023	.000	6-0	0	2	0	0	0	0	0	0	.000	0	0	0	0	.000	0	0	0-0	0	0	0	.000
2024	.000	27-3	11	5	0	0	0	0	2	0	.000	1	0	1	1	.077	1	0	0-0	7	3	0	1.000
<b>TOTAL</b>	<b>.200</b>	<b>58-5</b>	<b>30</b>	<b>13</b>	<b>6</b>	<b>2</b>	<b>0</b>	<b>1</b>	<b>7</b>	<b>11</b>	<b>.367</b>	<b>2</b>	<b>0</b>	<b>8</b>	<b>2</b>	<b>.242</b>	<b>1</b>	<b>1</b>	<b>0-0</b>	<b>13</b>	<b>6</b>	<b>1</b>	<b>.950</b>

PLAYER CAPSULES



**ABBEY SMITH**

**20**

**OUTFIELD**  
**Jr. | 5-8 | L/R**  
**Austin, Texas | James Bowie**

SEASON HIGH		CAREER HIGH	
3 (3x), last vs. Arkansas (3/17/24)	AB	3 (6x), last vs. Arkansas (3/17/24)	
1 (13x), last at LSU (4/14/24)	R	2 (3x), last vs. Pitt (2/11/23)	
2, at Missouri (3/10/24)	H	2 (2x), last at Missouri (3/10/24)	
	2B		
	3B		
	HR		
1, at Texas A&M (3/24/24)	RBI	1, at Texas A&M (3/24/24)	

2024 SEASON HIGHLIGHTS

Holds a career .872 stolen base percentage, the fourth highest mark in program history ... also stands tied for eighth in program history with 34 stolen bases ... made her first start of the season as a left fielder at Missouri (3/10) ... drew a bases-loaded walk at Texas A&M (2/24) to pick up her first collegiate RBI

GAME BY GAME BATTING

Date	Opponent	Pos	AB	R	H	RBI	2B	3B	HR	BB	SB	CS	HBP	SAC	SF	GDP	K	PO	A	E	Avg
Feb 09	BELMONT	of	1	1	0	0	0	0	0	0	0	0	0	0	0	0	0	0	0	0	.000
Feb 10	VIRGINIA TECH	pr/of	0	1	0	0	0	0	0	0	0	0	0	0	0	0	0	0	0	0	.000
Feb 14	vs Wichita State	pr/of	2	0	1	0	0	0	0	0	0	0	0	0	0	0	0	1	0	0	.333
Feb 15	vs UC Davis	pr/of	0	0	0	0	0	0	0	0	0	0	0	0	0	0	0	0	0	0	.333
Feb 15	vs Utah	pr/of	1	0	1	0	0	0	0	0	0	0	0	0	0	0	0	0	0	0	.500
Feb 23	SEMO	of	1	0	0	0	0	0	0	0	0	0	0	0	0	0	0	0	0	0	.400
Feb 24	UNI	pr/of	0	1	0	0	0	0	0	0	1	0	0	0	0	0	0	0	0	0	.400
Feb 24	SEMO	of	0	0	0	0	0	0	0	0	0	0	0	0	0	0	0	1	0	0	.400
Feb 25	UNI	of	0	0	0	0	0	0	0	0	0	0	0	0	0	0	0	0	0	0	.400
Feb 29	GEORGIA STATE	of	1	0	0	0	0	0	0	0	0	0	0	1	0	0	0	0	0	0	.333
Mar 02	NORTHWESTERN	of	0	0	0	0	0	0	0	0	0	0	0	0	0	0	0	0	0	0	.333
Mar 02	USC UPSTATE	pr/of	1	1	0	0	0	0	0	0	0	0	0	0	0	0	0	1	0	0	.286
Mar 03	NORTH TEXAS	pr/of	1	1	0	0	0	0	0	0	1	0	0	0	0	0	1	0	0	0	.250
Mar 03	USC UPSTATE	pr	0	1	0	0	0	0	0	0	0	0	0	0	0	0	0	0	0	0	.250
Mar 08	at Mizzou	of	0	0	0	0	0	0	0	0	0	0	0	0	0	0	0	0	0	0	.250
Mar 09	at Mizzou	pr/of	0	0	0	0	0	0	0	0	0	0	0	0	0	0	0	2	0	0	.250
Mar 10	at Mizzou	*of	3	1	2	0	0	0	0	0	0	0	0	0	0	0	1	1	0	0	.364
Mar 16	ARKANSAS-1	*of	2	0	0	0	0	0	0	0	0	0	0	0	0	0	0	1	0	0	.308
Mar 16	ARKANSAS-2	*of	3	0	1	0	0	0	0	0	0	0	0	0	0	0	0	7	0	0	.312
Mar 17	ARKANSAS	*of	3	0	0	0	0	0	0	0	0	0	0	0	0	0	0	2	0	0	.263
Mar 19	at Troy	*of	2	0	0	0	0	0	0	0	0	0	0	2	0	0	1	1	0	0	.238
Mar 22	at Texas A&M	*of/pr	1	0	0	0	0	0	0	0	0	0	0	1	0	0	0	1	0	0	.227
Mar 23	at Texas A&M	*of	2	0	0	0	0	0	0	0	0	0	0	0	0	0	0	2	0	0	.208
Mar 24	at Texas A&M	*of	1	1	1	1	0	0	0	1	0	0	0	0	0	0	0	3	0	0	.240
Mar 29	TENNESSEE	*of	2	0	0	0	0	0	0	0	0	0	0	0	0	0	1	1	0	0	.222
Mar 30	TENNESSEE	*of	1	0	0	0	0	0	0	0	0	0	0	0	0	0	0	0	0	0	.214
Mar 31	TENNESSEE	pr	0	1	0	0	0	0	0	0	0	0	0	0	0	0	0	0	0	0	.214
Apr 03	SAMFORD	of	0	0	0	0	0	0	0	0	0	0	0	0	0	0	0	0	0	0	.214
Apr 05	GEORGIA TECH	pr	0	1	0	0	0	0	0	0	0	0	0	0	0	0	0	0	0	0	.214
Apr 06	LOUISIANA TECH	pr/of	0	0	0	0	0	0	0	0	1	0	0	0	0	0	0	1	0	0	.214
Apr 06	GEORGIA TECH	pr/of	0	1	0	0	0	0	0	0	0	0	0	0	0	0	0	0	0	0	.214
Apr 09	UAB	pr/of	1	1	0	0	0	0	0	0	1	0	0	0	0	0	0	0	0	0	.207
Apr 12	at LSU	pr/of	0	0	0	0	0	0	0	0	0	0	0	1	0	0	0	0	0	0	.207
Apr 14	at LSU	pr	0	1	0	0	0	0	0	0	0	0	0	0	0	0	0	0	0	0	.207
Totals		10gs	29	13	6	1	0	0	0	1	4	0	0	5	0	0	4	25	0	0	.207

On base pct. .233 • Slugging pct. .207

SMITH'S OVERALL CAREER STATS

YEAR	AVG	GP-GS	AB	R	H	2B	3B	HR	RBI	TB	SLG%	BB	HBP	SO	GDP	OB%	SF	SH	SB-ATT	PO	A	E	FLD%
2022	.313	38-5	16	16	5	0	0	0	0	5	.313	3	0	6	0	.421	0	0	10-13	4	0	0	1.000
2023	.304	59-3	23	29	7	0	0	0	0	7	.304	2	0	3	0	.360	0	1	20-22	20	1	0	1.000
2024	.207	34-10	29	13	6	0	0	0	1	6	.207	1	0	4	0	.233	0	5	4-4	25	0	0	1.000
<b>TOTAL</b>	<b>.265</b>	<b>131-18</b>	<b>68</b>	<b>58</b>	<b>18</b>	<b>0</b>	<b>0</b>	<b>0</b>	<b>1</b>	<b>18</b>	<b>.265</b>	<b>6</b>	<b>0</b>	<b>13</b>	<b>0</b>	<b>.324</b>	<b>0</b>	<b>6</b>	<b>34-39</b>	<b>49</b>	<b>1</b>	<b>0</b>	<b>1.000</b>



PLAYER CAPSULES



**ANNA  
WOHLERS**

**22**

**CATCHER**  
**Jr. | 5-9 | L/R**  
**Davenport, Iowa | DePaul**

**SEASON HIGH**

**CAREER HIGH**

4 (4x), last at LSU (4/14/24) \_\_\_\_\_ AB \_\_\_\_\_ 6, vs. Seton Hall (3/8/22)  
 3, vs. USC Upstate (3/2/24) \_\_\_\_\_ R \_\_\_\_\_ 3 (2x), vs. USC Upstate (3/2/24)  
 3 (2x), last vs. Georgia Tech (4/6/24) \_\_\_\_\_ H \_\_\_\_\_ 3 (9x), last vs. Georgia Tech (4/6/24)  
 2, at LSU (4/12/24) \_\_\_\_\_ 2B \_\_\_\_\_ 2 (3x), last at LSU (4/12/24)  
 \_\_\_\_\_ 3B \_\_\_\_\_ 1 (5x), last at Georgetown (5/7/23)  
 1 (5x), last vs. Georgia Tech (4/6/24) \_\_\_\_\_ HR \_\_\_\_\_ 2 (2x), last vs. Portland State (2/19/23)  
 3, vs. North Texas (3/3/24) \_\_\_\_\_ RBI \_\_\_\_\_ 5, vs. Northern Kentucky (2/26/23)

**2024 SEASON HIGHLIGHTS**

Ranks 15th in the SEC in hit by pitch per game (0.19) and total hit by pitch ... match her career high in runs versus USC Upstate (3/2) ... knocked her first home run in an Auburn uniform versus North Texas (3/3), closing the game with a season high three RBI ... matched her career high in hits versus USC Upstate (3/3) and Georgia Tech (4/6) ... Jane B. Moore Memorial All-Tournament Team ... War Eagle Classic All-Tournament Team ... knocked a pair of doubles and scored the go-ahead run in the seventh in Auburn's comeback win to open the series at No. 6 LSU (4/12)

**GAME BY GAME BATTING**

Date	Opponent	Pos	AB	R	H	RBI	2B	3B	HR	BB	SB	CS	HBP	SAC	SF	GDP	K	PO	A	E	Avg
Feb 09	VIRGINIA TECH	*c	3	0	1	0	0	0	0	0	0	0	0	0	0	0	1	10	0	0	.333
Feb 09	BELMONT	*3b	2	1	1	1	1	0	0	0	0	0	1	0	0	0	0	1	4	0	.400
Feb 10	VIRGINIA TECH	*3b	2	0	0	0	0	0	0	1	0	0	0	0	0	0	1	2	0	0	.286
Feb 14	vs Wichita State	*3b	2	2	1	0	0	0	0	1	0	0	0	0	0	0	0	1	2	1	.333
Feb 15	vs UC Davis	*3b	1	2	1	0	1	0	0	2	0	0	0	0	0	0	0	1	0	0	.400
Feb 15	vs Utah	*3b	4	0	1	0	0	0	0	0	0	0	0	0	0	0	0	2	3	0	.357
Feb 23	SEMO	*3b	3	1	1	1	0	0	0	0	1	0	0	0	0	0	0	1	0	0	.353
Feb 24	UNI	*3b	3	0	1	0	0	0	0	0	0	0	0	0	0	0	1	1	4	1	.350
Feb 24	SEMO	*3b	3	1	0	0	0	0	0	0	0	0	0	0	0	0	1	0	5	0	.304
Feb 25	UNI	*3b	1	0	0	0	0	0	0	2	0	0	0	0	0	0	1	0	2	0	.292
Feb 29	GEORGIA STATE	*3b	3	1	1	0	0	0	0	0	1	0	0	0	0	0	0	0	1	0	.296
Mar 02	NORTHWESTERN	*3b	2	0	1	0	0	0	0	1	0	0	0	0	0	0	0	0	0	0	.310
Mar 02	USC UPSTATE	*3b	1	3	0	1	0	0	0	2	0	0	0	0	0	0	0	1	1	0	.300
Mar 03	NORTH TEXAS	*3b	2	1	1	3	0	0	1	0	0	0	0	0	1	0	0	0	2	0	.312
Mar 03	USC UPSTATE	*3b	3	1	3	2	0	0	0	0	0	0	0	0	0	0	0	0	5	0	.371
Mar 08	at Mizzou	*3b	3	0	0	0	0	0	0	0	0	0	0	0	0	0	2	1	0	0	.342
Mar 09	at Mizzou	*3b	2	0	0	0	0	0	0	0	0	0	0	0	0	0	2	0	1	0	.325
Mar 10	at Mizzou	*3b	3	0	2	0	1	0	0	0	1	0	1	0	0	0	0	2	1	0	.349
Mar 16	ARKANSAS-1	*3b	3	0	1	1	0	0	0	0	0	0	0	0	0	0	0	1	1	0	.348
Mar 16	ARKANSAS-2	*3b	2	0	1	1	0	0	0	0	0	0	0	0	1	0	0	1	0	0	.354
Mar 17	ARKANSAS	*c	3	0	1	0	0	0	0	0	0	0	0	0	0	0	1	4	1	0	.353
Mar 19	at Troy	*c	3	1	2	1	0	0	1	0	1	0	2	0	0	0	0	15	1	0	.370
Mar 22	at Texas A&M	*c	3	0	0	0	0	0	0	0	0	0	0	0	0	1	1	3	1	0	.351
Mar 23	at Texas A&M	*c	3	1	1	1	0	0	1	0	0	0	0	0	0	0	0	7	0	0	.350
Mar 24	at Texas A&M	*dh/3b	3	1	0	0	0	0	0	0	0	0	0	0	0	0	1	0	0	0	.333
Mar 29	TENNESSEE	*3b	3	1	1	0	0	0	0	0	0	0	1	0	0	0	1	0	1	0	.333
Mar 30	TENNESSEE	*c/3b	4	0	0	0	0	0	0	0	0	0	0	0	0	0	2	4	2	0	.314
Mar 31	TENNESSEE	*3b	0	0	0	0	0	0	0	0	0	0	1	0	0	0	0	0	0	0	.314
Apr 03	SAMFORD	*3b	3	2	2	0	0	0	0	2	0	0	0	0	0	0	0	1	0	0	.329
Apr 05	LOUISIANA TECH	*3b	3	2	2	1	1	0	1	0	0	0	0	0	0	0	0	0	0	0	.342
Apr 05	GEORGIA TECH	*3b	2	0	0	0	0	0	0	1	0	0	0	0	0	0	0	0	3	0	.333
Apr 06	LOUISIANA TECH	*3b	2	0	0	0	0	0	0	1	0	0	0	0	0	0	0	0	0	0	.325
Apr 06	GEORGIA TECH	*3b	3	2	3	2	1	0	1	1	0	0	0	0	0	0	0	2	1	0	.349
Apr 09	UAB	*3b	2	2	1	1	0	0	0	0	0	0	1	0	0	0	0	0	1	0	.353
Apr 12	at LSU	*c/3b	4	1	2	0	2	0	0	0	0	0	0	0	0	0	2	4	1	0	.360
Apr 13	at LSU	*c	3	0	0	0	0	0	0	0	0	0	0	0	0	0	2	1	1	0	.348
Apr 14	at LSU	*c	4	0	0	0	0	0	0	0	0	0	0	0	0	0	1	5	0	0	.333
Totals		37gs	96	26	32	16	7	0	5	12	6	0	7	0	2	1	20	71	45	2	.333

On base pct. .436 • Slugging pct. .562

**WOHLERS'S OVERALL CAREER STATS**

YEAR	AVG	GP-GS	AB	R	H	2B	3B	HR	RBI	TB	SLG%	BB	HBP	SO	GDP	OB%	SF	SH	SB-ATT	PO	A	E	FLD%
2022*	.318	52-52	151	30	48	12	3	8	37	90	.596	19	6	38	0	.408	3	0	1-1	103	38	5	.966
2023*	.364	51-51	151	34	55	15	2	12	38	110	.728	15	8	31	0	.446	1	0	0-0	96	58	10	.939
2024	.333	37-37	96	26	32	7	0	5	16	54	.563	12	7	20	1	.436	2	0	6-6	71	45	2	.983
<b>TOTAL</b>	<b>.339</b>	<b>140-140</b>	<b>398</b>	<b>90</b>	<b>135</b>	<b>34</b>	<b>5</b>	<b>25</b>	<b>91</b>	<b>254</b>	<b>.638</b>	<b>46</b>	<b>21</b>	<b>89</b>	<b>1</b>	<b>.429</b>	<b>6</b>	<b>0</b>	<b>7-7</b>	<b>270</b>	<b>141</b>	<b>17</b>	<b>.960</b>

PLAYER CAPSULES



**AXE MILANOWSKI**

**23**

**INFIELD**  
**So. | 5-6 | R/R**  
**Dothan, Alabama | Houston Academy**

SEASON HIGH		CAREER HIGH	
2 (2x), at LSU (4/14/24)	AB	2 (3x), last at LSU (4/14/24)	
1 (3x), last vs. UAB (4/9/24)	R	1 (8x), last vs. UAB (4/9/24)	
1 (4x), last at LSU (4/14/24)	H	1 (7x), last at LSU (4/14/24)	
	2B	1, vs. Tennessee Tech (3/4/23)	
	3B		
	HR	1, at Troy (3/1/23)	
1, at LSU (4/12/24)	RBI	3, at Troy (3/1/23)	

2024 SEASON HIGHLIGHTS

Primarily been used as a defensive specialist at first base ... drove in the game-tying run on a infield single at No. 6 LSU (4/12) ... earned her first career start in SEC play taking over first base in the series finale in Baton Rouge (4/14)

GAME BY GAME BATTING

Date	Opponent	Pos	AB	R	H	RBI	2B	3B	HR	BB	SB	CS	HBP	SAC	SF	GDP	K	PO	A	E	Avg
Feb 09	BELMONT	ph/1b	1	0	0	0	0	0	0	1	0	0	0	0	0	0	0	2	0	0	.000
Feb 14	vs Wichita State	1b	2	1	0	0	0	0	0	0	0	0	0	0	0	0	1	3	0	0	.000
Feb 15	vs UC Davis	1b	0	0	0	0	0	0	0	0	0	0	0	0	0	0	0	0	0	0	.000
Feb 23	SEMO	pr/1b	0	0	0	0	0	0	0	0	0	0	0	0	0	0	0	0	0	0	.000
Feb 24	UNI	1b	0	0	0	0	0	0	0	0	0	0	0	0	0	0	0	0	0	0	.000
Feb 24	SEMO	ph	1	0	0	0	0	0	0	0	0	0	0	0	0	0	1	0	0	0	.000
Feb 25	UNI	1b	0	0	0	0	0	0	0	0	0	0	0	0	0	0	0	2	0	0	.000
Feb 29	GEORGIA STATE	pr/1b	0	1	0	0	0	0	0	0	0	0	0	0	0	0	0	1	0	0	.000
Mar 02	USC UPSTATE	ph/1b	1	0	0	0	0	0	0	0	0	0	0	0	0	0	0	2	0	0	.000
Mar 03	NORTH TEXAS	1b	1	0	0	0	0	0	0	0	0	0	0	0	0	0	0	1	0	0	.000
Mar 08	at Mizzou	1b	0	0	0	0	0	0	0	0	0	0	0	0	0	0	0	0	0	0	.000
Mar 09	at Mizzou	1b	1	0	1	0	0	0	0	0	0	0	0	0	0	0	0	2	0	0	.143
Mar 10	at Mizzou	1b	1	0	0	0	0	0	0	0	0	0	0	0	0	0	1	3	0	0	.125
Mar 17	ARKANSAS	1b	0	0	0	0	0	0	0	0	0	0	0	0	0	0	0	2	0	0	.125
Mar 19	at Troy	1b	1	0	1	0	0	0	0	0	0	0	0	0	0	0	0	3	0	0	.222
Mar 22	at Texas A&M	1b	1	0	0	0	0	0	0	0	0	0	1	0	0	0	0	4	0	0	.200
Mar 29	TENNESSEE	1b	0	0	0	0	0	0	0	0	0	0	0	0	0	0	0	0	0	0	.200
Mar 31	TENNESSEE	1b	0	0	0	0	0	0	0	0	0	0	0	0	0	0	0	0	0	0	.200
Apr 03	SAMFORD	1b	1	0	0	0	0	0	0	0	0	0	0	0	0	0	1	1	0	0	.182
Apr 05	GEORGIA TECH	1b	0	0	0	0	0	0	0	0	0	0	0	0	0	0	0	1	0	0	.182
Apr 06	LOUISIANA TECH	1b	1	0	0	0	0	0	0	0	0	0	0	0	0	0	0	1	0	0	.167
Apr 06	GEORGIA TECH	1b	0	0	0	0	0	0	0	1	0	0	0	0	0	0	0	2	0	0	.167
Apr 09	UAB	1b	1	1	1	0	0	0	0	0	0	0	0	0	0	0	0	2	0	0	.231
Apr 12	at LSU	1b	1	0	1	1	0	0	0	0	0	0	0	0	0	0	0	5	0	0	.286
Apr 13	at LSU	1b	1	0	0	0	0	0	0	0	0	0	0	0	0	0	1	2	0	0	.267
Apr 14	at LSU	*1b	2	0	0	0	0	0	0	1	0	0	0	0	0	0	2	6	0	0	.235
Totals		1gs	17	3	4	1	0	0	0	3	0	0	1	0	0	0	7	45	0	0	.235

On base pct. .381 • Slugging pct. .235

MILANOWSKI'S OVERALL CAREER STATS

YEAR	AVG	GP-GS	AB	R	H	2B	3B	HR	RBI	TB	SLG%	BB	HBP	SO	GDP	OB%	SF	SH	SB-ATT	PO	A	E	FLD%
2023	.250	22-1	12	5	3	1	0	1	6	7	.583	4	1	7	0	.471	0	0	2-2	27	3	1	.968
2024	.235	26-1	17	3	4	0	0	0	1	4	.235	3	1	7	0	.381	0	0	0-0	45	0	0	1.000
<b>TOTAL</b>	<b>.241</b>	<b>48-2</b>	<b>29</b>	<b>8</b>	<b>7</b>	<b>1</b>	<b>0</b>	<b>1</b>	<b>7</b>	<b>11</b>	<b>.379</b>	<b>7</b>	<b>2</b>	<b>14</b>	<b>0</b>	<b>.421</b>	<b>0</b>	<b>0</b>	<b>2-2</b>	<b>72</b>	<b>3</b>	<b>1</b>	<b>.987</b>

PLAYER CAPSULES



**MALAYNA  
TAMBORRA**

**24**

**RIGHT-HANDED PITCHER**  
**Fr. | 5-9 | R/R**  
**Marietta, Georgia | Mount Paran Christian School**

SEASON HIGH	CAREER HIGH
4.1, vs. Tennessee (3/30/24) _____ IP	4.1, vs. Tennessee (3/30/24)
9, vs. Georgia Tech (4/6/24) _____ H	9, vs. Georgia Tech (4/6/24)
5, vs. Georgia Tech (4/6/24) _____ R	5, vs. Georgia Tech (4/6/24)
5, vs. Georgia Tech (4/6/24) _____ ER	5, vs. Georgia Tech (4/6/24)
1 (5x), last vs. Georgia Tech (4/6/24) _____ BB	1 (5x), last vs. Georgia Tech (4/6/24)
1 (2x), last vs. Tennessee (3/30/24) _____ SO	1 (2x), last vs. Tennessee (3/30/24)
75, vs. Tennessee (3/30/24) _____ Pitches	75, vs. Tennessee (3/30/24)

2024 SEASON HIGHLIGHTS

Made her collegiate debut in a scoreless relief appearance versus Belmont (2/9) ... in her SEC debut at No. 12 Missouri (3/8), tossed a scoreless frame of relief and recorded her first collegiate strikeout

GAME BY GAME BATTING

Date	Opponent	Pos	AB	R	H	RBI	2B	3B	HR	BB	SB	CS	HBP	SAC	SF	GDP	K	PO	A	E	Avg	
Mar 02	USC UPSTATE	ph	1	0	0	0	0	0	0	0	0	0	0	0	0	0	0	0	0	0	0	.000
Mar 03	USC UPSTATE	p	0	0	0	0	0	0	0	0	0	0	0	0	0	0	0	0	1	0	0	.000
Mar 24	at Texas A&M	p/dh	0	0	0	0	0	0	0	0	0	0	0	0	0	0	0	0	0	0	0	.000
Mar 30	TENNESSEE	p	0	0	0	0	0	0	0	0	0	0	0	0	0	0	0	0	1	0	0	.000
Apr 06	GEORGIA TECH	p	0	0	0	0	0	0	0	0	0	0	0	0	0	0	0	0	2	0	0	.000
Totals		Ogs	1	0	0	0	0	0	0	0	0	0	0	0	0	0	0	0	4	0	0	.000

On base pct. .000 • Slugging pct. .000

GAME BY GAME PITCHING

Date	Opponent	GS	IP	H	R	ER	BB	SO	2B	3B	HR	WP	BK	HBP	IBB	Score	W-L	Sv	ERA	NP
Feb 09	BELMONT		1.0	1	0	0	0	0	0	0	0	0	0	0	0	6-1	0-0	0	0.00	12
Feb 24	SEMO		2.0	3	3	3	1	0	3	0	0	0	0	0	0	13-5	0-0	0	7.00	36
Mar 03	USC UPSTATE		4.0	3	1	1	1	0	0	0	0	0	0	1	0	8-4	0-0	0	4.00	42
Mar 08	at Mizzou		1.0	2	0	0	0	1	0	0	0	0	0	0	0	2-5	0-0	0	3.50	12
Mar 16	ARKANSAS-1		2.0	2	0	0	0	0	0	0	0	0	0	0	0	1-6	0-0	0	2.80	20
Mar 22	at Texas A&M		0.2	2	2	2	1	0	1	0	1	0	0	0	0	1-5	0-0	0	3.94	26
Mar 24	at Texas A&M		0.1	3	3	3	0	0	1	0	1	0	0	0	0	6-14	0-0	0	5.73	15
Mar 30	TENNESSEE		4.1	7	4	3	1	1	0	0	1	0	0	0	0	4-8	0-0	0	5.48	75
Apr 06	GEORGIA TECH		4.0	9	5	5	1	0	2	0	2	0	0	0	0	9-10	0-0	0	6.16	58
Totals		0	19.1	32	18	17	5	2	7	0	5	0	0	1	0	50-58	0-0	0	6.16	-

TAMBORRA'S OVERALL CAREER STATS

YEAR	AVG	GP-GS	AB	R	H	2B	3B	HR	RBI	TB	SLG%	BB	HBP	SO	GDP	OB%	SF	SH	SB-ATT	PO	A	E	FLD%
2024	.000	2-0	1	0	0	0	0	0	0	0	.000	0	0	0	0	.000	0	0	0-0	0	1	0	1.000
TOTAL	.000	2-0	1	0	0	0	0	0	0	0	.000	0	0	0	0	.000	0	0	0-0	0	1	0	1.000

YEAR	ERA	W-L	APP	GS	CG	SHO	SV	IP	H	R	ER	BB	SO	2B	3B	HR	BF	BAVG	WP	HBP	BK	SFA	SHA
2024	6.16	0-0	9	0	0	0/0	0	19.1	32	18	17	5	2	7	0	5	93	.376	0	1	0	1	1
TOTAL	6.16	0-0	9	0	0	0/0	0	19.1	32	18	17	5	2	7	0	5	93	.376	0	1	0	1	1

PLAYER CAPSULES



**MILLIE ROBERTS**

**31**

**CATCHER/INFIELD**  
**So. | 5-7 | R/R**  
**Owensboro, Kentucky | Daviess County**

SEASON HIGH	CAREER HIGH
2 (3x), last vs. SEMO (2/23/24) _____ AB _____	2 (3x), last vs. SEMO (2/23/24)
_____ R _____	1 (2x), last at Troy (3/1/23)
1 (2x), last at Texas A&M (3/22/24) _____ H _____	1 (6x), last at Texas A&M (3/22/24)
_____ 2B _____	1, vs. St. John's (2/10/23)
_____ 3B _____	
_____ HR _____	
_____ RBI _____	1 (4x), last vs. Villanova (2/18/23)

2024 SEASON HIGHLIGHTS

Made her first collegiate start in Auburn's season opener versus Virginia Tech (2/9) ... primarily been used as a pinch hitter this season

GAME BY GAME BATTING

Date	Opponent	Pos	AB	R	H	RBI	2B	3B	HR	BB	SB	CS	HBP	SAC	SF	GDP	K	PO	A	E	Avg
Feb 09	VIRGINIA TECH	*3b	2	0	0	0	0	0	0	0	0	0	0	0	0	0	2	0	0	0	.000
Feb 14	vs Wichita State	ph	0	0	0	0	0	0	0	1	0	0	0	0	0	0	0	0	0	0	.000
Feb 15	vs Utah	*dh	2	0	1	0	0	0	0	0	0	0	0	1	0	0	1	0	0	0	.250
Feb 23	SEMO	*dh	2	0	0	0	0	0	0	0	0	0	0	0	0	0	0	0	0	0	.167
Feb 24	UNI	ph	1	0	0	0	0	0	0	0	0	0	0	0	0	0	1	0	0	0	.143
Feb 29	GEORGIA STATE	ph	1	0	0	0	0	0	0	0	0	0	0	0	0	0	1	0	0	0	.125
Mar 02	USC UPSTATE	ph	1	0	0	0	0	0	0	0	0	0	0	0	0	0	0	0	0	0	.111
Mar 09	at Mizzou	ph/3b	1	0	0	0	0	0	0	0	0	0	0	0	0	0	0	0	0	0	.100
Mar 22	at Texas A&M	ph	1	0	1	0	0	0	0	0	0	0	0	0	0	0	0	0	0	0	.182
Mar 23	at Texas A&M	ph	1	0	0	0	0	0	0	0	0	0	0	0	0	0	0	0	0	0	.167
Mar 29	TENNESSEE	ph	1	0	0	0	0	0	0	0	0	0	0	0	0	0	0	0	0	0	.154
Apr 06	LOUISIANA TECH	ph	1	0	0	0	0	0	0	0	0	0	0	0	0	0	0	0	0	0	.143
Apr 09	UAB	ph/3b	1	0	0	0	0	0	0	0	0	0	0	0	0	0	0	0	1	0	.133
Apr 13	at LSU	ph	0	0	0	0	0	0	0	1	0	0	0	0	0	0	0	0	0	0	.133
Totals		3gs	15	0	2	0	0	0	0	2	0	0	0	1	0	0	5	0	1	0	.133

On base pct. .235 • Slugging pct. .133

ROBERTS' OVERALL CAREER STATS

YEAR	AVG	GP-GS	AB	R	H	2B	3B	HR	RBI	TB	SLG%	BB	HBP	SO	GDP	OB%	SF	SH	SB-ATT	PO	A	E	FLD%
2023	.235	25-0	17	2	4	1	0	0	4	5	.294	3	0	6	0	.333	1	0	1-1	1	0	0	1.000
2024	.133	14-3	15	0	2	0	0	0	0	2	.133	2	0	5	0	.235	0	1	0-0	0	1	0	1.000
<b>TOTAL</b>	<b>.188</b>	<b>39-3</b>	<b>32</b>	<b>2</b>	<b>6</b>	<b>1</b>	<b>0</b>	<b>0</b>	<b>4</b>	<b>7</b>	<b>.219</b>	<b>5</b>	<b>0</b>	<b>11</b>	<b>0</b>	<b>.289</b>	<b>1</b>	<b>1</b>	<b>1-1</b>	<b>1</b>	<b>1</b>	<b>0</b>	<b>1.000</b>

PLAYER CAPSULES



**AMELIA  
LECH**

**34**

**CATCHER/UTILITY**

**Jr. | 5-10 | R/R**

**Thousand Oaks, California | Maryland**

**SEASON HIGH**

**CAREER HIGH**

4, vs. Virginia Tech (2/9/24) \_\_\_\_\_ AB \_\_\_\_\_ 4 (7x), vs. Virginia Tech (2/9/24)  
 3, vs. SEMO (2/24/24) \_\_\_\_\_ R \_\_\_\_\_ 3 (2x), last vs. SEMO (2/24/24)  
 2 (3x), last at Missouri (3/10/24) \_\_\_\_\_ H \_\_\_\_\_ 3 (2x), last vs. North Dakota (3/17/23)  
 1 (5x), last vs. Georgia Tech (4/5/24) \_\_\_\_\_ 2B \_\_\_\_\_ 2 (3x), last vs. Michigan State (4/2/23)  
 \_\_\_\_\_ 3B \_\_\_\_\_  
 2 (2x), last at Missouri (3/20/24) \_\_\_\_\_ HR \_\_\_\_\_ 2 (2x), last at Missouri (3/20/24)  
 6, vs. UC Davis (2/15/24) \_\_\_\_\_ RBI \_\_\_\_\_ 6, vs. UC Davis (2/15/24)

**2024 SEASON HIGHLIGHTS**

Tiger Invite All-Tournament Team ... PV College Challenge All-Tournament Team ... Plainsman Invite All-Tournament Team ... nine of her 18 hits this season have been home runs ... ranks 13th in the SEC in home runs and in home runs per game (.24) and 18th in slugging percentage ... recorded the first multi-home run game of her career and set a career high with six RBI vs. UC Davis (2/15) ... first Tiger to record 6+ RBI in a game since Alyssa Rivera in 2020 ... Softball America March First Base Rankings - No. 6 ... knocked a pair of home runs and drove in three of Auburn's four runs in its Sunday win at No. 12 Missouri (3/10) ... knocked an RBI double in the sixth inning versus Georgia Tech (4/5) to tie the game in Auburn's comeback win ... has driven in eight runs in Auburn's last seven games

**GAME BY GAME BATTING**

Date	Opponent	Pos	AB	R	H	RBI	2B	3B	HR	BB	SB	CS	HBP	SAC	SF	GDP	K	PO	A	E	Avg
Feb 09	VIRGINIA TECH	*1b	4	1	1	1	0	0	1	0	0	0	0	0	0	0	3	5	0	0	.250
Feb 09	BELMONT	*1b	1	1	0	0	0	0	0	1	0	0	0	0	0	0	1	3	0	0	.200
Feb 10	VIRGINIA TECH	*1b	3	1	1	2	0	0	1	0	0	0	0	0	0	1	0	3	0	0	.250
Feb 14	vs Wichita State	*1b	1	0	0	0	0	0	0	1	0	0	0	0	0	0	1	2	0	0	.222
Feb 15	vs UC Davis	*1b	3	2	2	6	0	0	2	0	0	0	0	0	0	0	1	4	0	0	.333
Feb 15	vs Utah	*1b	2	0	1	0	0	0	0	1	0	0	1	0	0	0	1	8	1	0	.357
Feb 23	SEMO	*1b	3	0	1	2	1	0	0	0	0	0	0	0	0	0	0	2	0	0	.353
Feb 24	UNI	*1b	3	0	1	1	0	0	0	0	0	0	0	0	0	0	1	7	0	0	.350
Feb 24	SEMO	*1b	1	3	1	2	0	0	1	2	0	0	0	0	0	0	0	3	1	0	.381
Feb 25	UNI	*1b	1	0	0	0	0	0	0	2	0	0	0	0	0	0	1	4	0	0	.364
Feb 29	GEORGIA STATE	*1b	2	0	0	0	0	0	0	1	0	0	0	0	0	0	0	2	0	0	.333
Mar 02	NORTHWESTERN	*1b	2	0	0	0	0	0	0	1	0	0	0	0	0	0	1	6	0	0	.308
Mar 02	USC UPSTATE	*1b	3	0	2	3	1	0	0	0	0	0	0	0	0	0	0	2	0	1	.345
Mar 03	NORTH TEXAS	*1b	2	0	0	0	0	0	0	0	0	0	0	0	0	0	0	5	1	0	.323
Mar 03	USC UPSTATE	*1b	2	0	0	0	0	0	0	0	0	0	0	1	0	1	0	9	0	0	.303
Mar 08	at Mizzou	*1b	3	0	1	1	1	0	0	0	0	0	0	0	0	0	2	3	1	1	.306
Mar 09	at Mizzou	*1b	2	0	0	0	0	0	0	0	0	0	0	0	0	0	2	3	0	0	.289
Mar 10	at Mizzou	*1b	3	2	2	3	0	0	2	0	0	0	0	0	0	0	1	5	0	0	.317
Mar 16	ARKANSAS-1	*1b	3	0	0	0	0	0	0	0	0	0	0	0	0	0	3	7	1	0	.295
Mar 16	ARKANSAS-2	*1b	3	0	0	0	0	0	0	0	0	0	0	0	0	0	1	2	0	0	.277
Mar 17	ARKANSAS	*1b	2	0	0	0	0	0	0	0	0	0	0	0	0	0	0	7	0	0	.265
Mar 19	at Troy	*1b	2	0	0	0	0	0	0	2	0	0	0	0	0	0	1	3	0	0	.255
Mar 22	at Texas A&M	*1b	0	0	0	0	0	0	0	0	0	0	1	0	0	0	0	0	0	0	.255
Mar 23	at Texas A&M	*1b	2	1	1	1	0	0	1	1	0	0	0	0	0	0	0	3	1	0	.264
Mar 24	at Texas A&M	*1b	2	1	0	0	0	0	0	1	0	0	0	0	0	0	1	4	0	0	.255
Mar 29	TENNESSEE	*1b	3	0	0	0	0	0	0	0	0	0	0	0	0	0	1	2	0	0	.241
Mar 30	TENNESSEE	*1b	3	0	0	0	0	0	0	0	0	0	0	0	0	0	0	8	0	0	.230
Mar 31	TENNESSEE	*1b	3	0	1	1	1	0	0	0	0	0	0	0	0	0	0	8	0	0	.234
Apr 03	SAMFORD	*1b	1	1	1	3	0	0	1	1	0	0	0	0	0	0	0	3	0	0	.246
Apr 05	LOUISIANA TECH	*1b	2	0	0	1	0	0	0	0	0	0	0	0	1	0	2	1	0	0	.239
Apr 05	GEORGIA TECH	*1b	3	0	1	2	1	0	0	0	0	0	0	0	0	0	1	5	0	0	.243
Apr 06	LOUISIANA TECH	*1b/dh	1	0	1	1	0	0	0	1	0	0	1	0	0	0	0	3	0	0	.254
Apr 06	GEORGIA TECH	*1b	3	0	0	0	0	0	0	0	0	0	0	0	0	0	3	6	0	0	.243
Apr 09	UAB	*1b	0	0	0	0	0	0	0	2	0	0	0	0	0	0	0	3	0	0	.243
Apr 12	at LSU	*1b	2	0	0	0	0	0	0	0	0	0	0	0	0	0	0	3	0	0	.237
Apr 13	at LSU	*1b	1	0	0	0	0	0	0	0	0	0	0	0	0	0	1	6	0	0	.234
Apr 14	at LSU	ph/dh	2	0	0	0	0	0	0	0	0	0	0	0	0	0	1	0	0	0	.228
Totals		36gs	79	13	18	30	5	0	9	17	0	0	3	1	1	2	30	150	6	2	.228

On base pct. .380 • Slugging pct. .633

**LECH'S OVERALL CAREER STATS**

YEAR	AVG	GP-GS	AB	R	H	2B	3B	HR	RBI	TB	SLG%	BB	HBP	SO	GDP	OB%	SF	SH	SB-ATT	PO	A	E	FLD%
2022*	.103	29-9	39	3	4	2	0	0	4	6	.154	4	0	10	0	.186	0	0	0-0	8	0	1	.889
2023*	.285	57-53	144	28	41	11	0	16	47	100	.694	32	1	48	0	.411	3	0	2-3	81	5	1	.989
2024	.228	37-36	79	13	18	5	0	9	30	50	.633	17	3	30	2	.380	1	1	0-0	150	6	2	.987
<b>TOTAL</b>	<b>.240</b>	<b>123-98</b>	<b>262</b>	<b>46</b>	<b>63</b>	<b>18</b>	<b>0</b>	<b>25</b>	<b>81</b>	<b>156</b>	<b>.595</b>	<b>53</b>	<b>4</b>	<b>88</b>	<b>2</b>	<b>.372</b>	<b>4</b>	<b>1</b>	<b>2-3</b>	<b>239</b>	<b>11</b>	<b>4</b>	<b>.984</b>

\*STATS FROM MARYLAND



PLAYER CAPSULES



**KYLA  
STROUD**

**36**

**INFIELD**  
Fr. | 5-7 | R/R  
Covington, Georgia | Newton

**SEASON HIGH**

1 (6x), last vs. UAB (4/9/24)	AB	1 (6x), last vs. UAB (4/9/24)
	R	
	H	
	2B	
	3B	
	HR	
	RBI	

**CAREER HIGH**

2024 SEASON HIGHLIGHTS

Made her collegiate debut as a pinch hitter versus Belmont (2/9)

GAME BY GAME BATTING

Date	Opponent	Pos	AB	R	H	RBI	2B	3B	HR	BB	SB	CS	HBP	SAC	SF	GDP	K	PO	A	E	Avg
Feb 09	BELMONT	2b	1	0	0	0	0	0	0	0	0	0	0	0	0	0	1	0	0	0	.000
Feb 23	SEMO	ph	1	0	0	0	0	0	0	0	0	0	0	0	0	0	1	0	0	0	.000
Feb 24	SEMO	ph	1	0	0	0	0	0	0	0	0	0	0	0	0	0	1	0	0	0	.000
Feb 29	GEORGIA STATE	ph	1	0	0	0	0	0	0	0	0	0	0	0	0	0	1	0	0	0	.000
Apr 06	LOUISIANA TECH	ph	1	0	0	0	0	0	0	0	0	0	0	0	0	0	0	0	0	0	.000
Apr 09	UAB	ph	1	0	0	0	0	0	0	0	0	0	0	0	0	0	0	0	0	0	.000
Totals		0gs	6	0	0	0	0	0	0	0	0	0	0	0	0	0	4	0	0	0	.000

On base pct. .000 • Slugging pct. .000

STROUD'S OVERALL CAREER STATS

YEAR	AVG	GP-GS	AB	R	H	2B	3B	HR	RBI	TB	SLG%	BB	HBP	SO	GDP	OB%	SF	SH	SB-ATT	PO	A	E	FLD%
2024	.000	6-0	6	0	0	0	0	0	0	0	.000	0	0	4	0	.000	0	0	0-0	0	0	0	.000
TOTAL	.000	6-0	6	0	0	0	0	0	0	0	.000	0	0	4	0	.000	0	0	0-0	0	0	0	.000

PLAYER CAPSULES



**SHELBY  
LOWE**

**55**

**LEFT-HANDED PITCHER**  
**Sr. | 5-9 | R/L**  
**Carrollton, Alabama | Pickens Academy**

SEASON HIGH		CAREER HIGH	
7.0, at LSU (4/14/24)	IP	7.1, at Ole Miss (4/23/21)	
5 (3x), last at LSU (4/12/24)	H	9, vs. Kentucky (4/16/21)	
4 (3x), last vs. Tennessee (3/30/24)	R	7, at Arkansas (4/8/22)	
4 (3x), last vs. Tennessee (3/30/24)	ER	7, at Arkansas (4/8/22)	
2 (2x), last at LSU (4/14/24)	BB	4, at Kentucky (3/25/22)	
7, vs. SEMO (2/23/24)	SO	13, vs. ULM (2/25/22)	
104, at LSU (4/14/24)	Pitches	125, vs. Kentucky (4/16/21)	

2024 SEASON HIGHLIGHTS

Ranks in the top 10 in 13 career pitching categories ... ranks second in the SEC in walks allowed per seven innings (1.37) and third in strikeout-to-walk ratio (5.20) ... behind season-high seven strikeouts, recorded the 400th strikeout of her career in a start versus SEMO (2/23) ... went three hitless innings against the Redhawks to combine with Annabelle Widra for the first no-hitter of the 2024 season ... tossed two scoreless innings of relief to earn the win in Auburn's extra-inning thriller at Troy ... tossed a perfect inning of relief, striking out three, versus Samford (4/3) to combine with Maddie Penta and Annabelle Widra for the fourth perfect game in program history ... combined with Maddie Penta to no hit UAB (4/9) ... in her first complete seven-inning SEC game since her freshman campaign, earned a 3-1 victory over No. 6 LSU (4/14) to secure Auburn's first series win of the season and its first series win in Baton Rouge since 2015

GAME BY GAME PITCHING

Date	Opponent	GS	IP	H	R	ER	BB	SO	2B	3B	HR	WP	BK	HBP	IBB	Score	W-L	Sv	ERA	NP
Feb 09	VIRGINIA TECH		1.0	5	4	4	0	2	0	0	1	0	0	0	0	1-8	0-0	0	28.00	25
Feb 09	BELMONT		2.0	2	0	0	0	1	0	0	0	0	0	0	0	6-1	0-0	0	9.33	32
Feb 15	vs UC Davis	*	5.0	5	2	2	0	5	1	1	0	0	0	0	0	6-3	1-0	0	5.25	63
Feb 23	SEMO	*	3.0	0	0	0	1	7	0	0	0	0	0	0	0	8-0	2-0	0	3.82	38
Feb 24	SEMO	*	2.1	3	2	2	1	2	0	0	0	1	0	0	0	13-5	2-0	0	4.20	33
Mar 02	USC UPSTATE	*	1.0	1	3	0	2	2	0	0	0	0	0	0	0	10-4	2-0	0	3.91	33
Mar 03	USC UPSTATE		1.1	2	0	0	0	1	0	0	0	0	0	0	0	8-4	3-0	0	3.57	20
Mar 09	at Mizzou		3.2	1	0	0	0	2	0	0	0	0	0	0	0	0-5	3-0	0	2.90	42
Mar 16	ARKANSAS-2	*	4.0	4	4	4	1	3	0	0	3	0	0	0	0	1-5	3-1	0	3.60	71
Mar 19	at Troy		2.0	2	0	0	0	4	0	0	0	0	0	0	0	4-3	4-1	0	3.32	31
Mar 22	at Texas A&M	*	5.0	3	3	3	1	3	0	0	2	0	0	0	0	1-5	4-2	0	3.46	77
Mar 30	TENNESSEE	*	2.1	4	4	4	0	4	0	0	3	0	0	0	0	4-8	4-3	0	4.07	42
Apr 03	SAMFORD		1.0	0	0	0	0	3	0	0	0	0	0	0	0	8-0	4-3	0	3.95	13
Apr 05	LOUISIANA TECH	*	5.0	4	1	1	1	6	0	0	0	0	0	1	0	9-1	5-3	0	3.62	74
Apr 09	UAB		1.0	0	0	0	0	2	0	0	0	0	0	0	0	9-0	5-3	0	3.53	15
Apr 12	at LSU	*	4.1	5	2	2	1	0	0	0	1	0	0	1	0	3-2	5-3	0	3.50	72
Apr 14	at LSU	*	7.0	3	1	1	2	5	1	0	0	0	0	1	0	3-1	6-3	0	3.16	104
Totals		10	51.0	44	26	23	10	52	2	1	10	1	0	3	0	94-55	6-3	0	3.16	-

LOWE'S OVERALL CAREER STATS

YEAR	ERA	W-L	APP	GS	CG	SHO	SV	IP	H	R	ER	BB	SO	2B	3B	HR	BF	BAVG	WP	HBP	BK	SFA	SHA
2021	1.48	13-11	20	26	15	3/1	1	165.2	130	42	35	28	179	24	1	9	650	.216	3	7	0	2	10
2022	2.81	9-3	29	19	4	3/2	5	92.1	77	44	37	19	129	10	1	16	383	.218	5	6	0	1	3
2023	2.70	6-6	31	12	1	1/10	1	77.2	65	33	30	11	83	16	1	11	320	.217	3	4	0	2	3
2024	3.16	6-3	17	10	2	0/3	0	51.0	44	26	23	10	52	2	1	10	208	.230	1	3	0	1	3
<b>TOTAL</b>	<b>2.26</b>	<b>34-23</b>	<b>107</b>	<b>67</b>	<b>22</b>	<b>7/16</b>	<b>7</b>	<b>386.2</b>	<b>316</b>	<b>145</b>	<b>125</b>	<b>68</b>	<b>443</b>	<b>52</b>	<b>4</b>	<b>46</b>	<b>1561</b>	<b>.218</b>	<b>12</b>	<b>20</b>	<b>0</b>	<b>6</b>	<b>19</b>

PLAYER CAPSULES



**ANNABELLE  
WIDRA**

**66**

**UTILITY/RIGHT-HANDED PITCHER**  
Jr. | 5-7 | L/R  
Hoover, Ala. | Michigan

**SEASON HIGH**

3 (12x), last at LSU (4/14/24) \_\_\_\_\_ AB \_\_\_\_\_ 4 (4x), last vs. Indiana (2/11/23)  
3, vs. SEMO (2/23/24) \_\_\_\_\_ R \_\_\_\_\_ 3, vs. SEMO (2/23/24)  
3, vs. SEMO (2/23/24) \_\_\_\_\_ H \_\_\_\_\_ 3, vs. SEMO (2/23/24)  
1, vs. Georgia Tech (4/6/24) \_\_\_\_\_ 2B \_\_\_\_\_ 1 (5x), last vs. Georgia Tech (4/6/24)  
\_\_\_\_\_ 3B \_\_\_\_\_ 1, vs. Maryland (5/12/22)  
2, vs. SEMO (2/23/24) \_\_\_\_\_ HR \_\_\_\_\_ 2, vs. SEMO (2/23/24)  
2 (3x), last at LSU (4/14/24) \_\_\_\_\_ RBI \_\_\_\_\_ 3, vs. Illinois (2/12/23)

**CAREER HIGH**

**2024 SEASON HIGHLIGHTS**

Plainsman Invite All-Tournament Team ... in one of the best performances of her career, set career highs in hits (3) and runs scored (3) and home runs (2), including the walk-off homer, versus SEMO (2/23) ... also tossed two hitless innings versus the Redhawks to combine for a no-hitter with Shelby Lowe ... after giving up a home run, went on to toss 5.1 innings of hitless relief in Auburn's win versus USC Upstate (3/2) ... recorded a game-saving double play in the sixth inning versus No. 20 Arkansas (3/17) ... tossed a flawless inning of relief versus Samford (4/3) to combine with Maddie Penta and Shelby Lowe for the fourth perfect game in program history ... knocked an RBI single to walk off Auburn's 9-1 win over Louisiana Tech (4/5) ... drove in the game-tying and go-ahead runs with a two-RBI single to help Auburn clinch a series win at No. 6 LSU (4/14)

**GAME BY GAME BATTING**

Date	Opponent	Pos	AB	R	H	RBI	2B	3B	HR	BB	SB	CS	HBP	SAC	SF	GDP	K	PO	A	E	Avg	
Feb 09	VIRGINIA TECH	*2b	3	0	1	0	0	0	0	0	0	0	0	0	0	0	2	1	3	1	.333	
Feb 14	vs Wichita State	pr/p	1	0	0	0	0	0	0	0	0	0	0	0	0	0	1	0	0	0	.250	
Feb 15	vs Utah	ph	0	0	0	0	0	0	0	0	0	0	0	1	0	0	0	0	0	0	.250	
Feb 23	SEMO	*ss/p	3	3	3	2	0	0	2	0	0	0	0	0	0	0	0	1	0	0	.571	
Feb 24	UNI	*2b	3	0	0	0	0	0	0	0	0	0	0	0	0	0	2	0	0	0	.400	
Feb 24	SEMO	*dh/p	3	1	2	0	0	0	0	0	0	0	0	0	0	0	0	0	0	0	.462	
Feb 25	UNI	*dh	2	0	0	0	0	0	0	0	0	0	0	0	0	0	1	0	0	0	.400	
Feb 29	GEORGIA STATE	pr/ss	0	1	0	0	0	0	0	0	0	0	0	0	0	0	0	0	0	0	.400	
Mar 02	USC UPSTATE	*dh/p	2	1	0	0	0	0	0	1	0	0	0	0	0	0	0	0	1	0	.353	
Mar 08	at Mizzou	ph	1	0	0	0	0	0	0	0	0	0	0	0	0	0	1	0	0	0	.333	
Mar 10	at Mizzou	pr	0	1	0	0	0	0	0	0	0	0	0	0	0	0	0	0	0	0	.333	
Mar 16	ARKANSAS-1	ph	1	0	1	0	0	0	0	0	0	0	0	0	0	0	0	0	0	0	.368	
Mar 17	ARKANSAS	*3b	2	0	0	0	0	0	0	0	0	0	0	0	0	0	0	2	1	0	.333	
Mar 19	at Troy	*3b	3	0	1	1	0	0	0	1	0	0	0	0	0	0	0	1	1	0	.333	
Mar 22	at Texas A&M	*3b	2	1	2	0	0	0	0	1	0	0	0	0	0	0	0	1	1	0	.385	
Mar 23	at Texas A&M	*3b	3	0	0	0	0	0	0	0	0	0	0	0	0	0	0	1	1	0	.345	
Mar 24	at Texas A&M	*3b/p	2	1	1	1	0	0	0	0	0	0	0	0	0	0	0	0	1	0	.355	
Mar 29	TENNESSEE	p	0	0	0	0	0	0	0	0	0	0	0	0	0	0	0	0	0	1	.355	
Mar 30	TENNESSEE	*3b/p	3	0	0	0	0	0	0	0	0	0	0	0	0	0	0	0	1	0	.324	
Mar 31	TENNESSEE	*2b/3b	2	0	0	0	0	0	0	0	0	0	0	0	0	0	0	0	1	3	.306	
Apr 03	SAMFORD	*2b/dh	2	0	0	0	0	0	0	0	0	0	0	0	0	0	1	0	2	0	.289	
Apr 05	LOUISIANA TECH	*2b	3	0	2	2	0	0	0	0	0	0	1	0	0	0	0	1	0	0	.317	
Apr 05	GEORGIA TECH	*2b/p	3	0	1	0	1	0	0	0	0	0	0	0	0	0	0	2	0	1	.318	
Apr 06	LOUISIANA TECH	*2b	0	0	0	0	0	0	0	0	0	0	0	0	0	0	0	2	0	1	.304	
Apr 08	GEORGIA TECH	*p/2b	3	1	0	0	0	0	0	1	0	0	0	0	0	0	0	0	1	3	.286	
Apr 09	UAB	*2b	2	0	0	0	0	0	0	0	0	0	0	0	0	0	0	1	2	0	.275	
Apr 12	at LSU	*3b/p	3	0	0	0	0	0	0	0	0	0	0	0	0	0	0	2	1	2	.259	
Apr 13	at LSU	*3b	1	0	0	0	0	0	0	0	0	0	0	0	0	0	1	0	0	0	.255	
Apr 14	at LSU	*3b	3	0	2	2	0	0	0	0	1	1	0	0	0	0	0	2	1	0	.276	
Totals			22gs	58	10	16	8	1	0	2	4	3	2	0	1	0	0	14	14	24	2	.276

On base pct. .323 • Slugging pct. .397

**GAME BY GAME PITCHING**

Date	Opponent	GS	IP	H	R	ER	BB	SO	2B	3B	HR	WP	BK	HBP	IBB	Score	W-L	Sv	ERA	NP
Feb 09	BELMONT		2.0	3	0	0	0	5	1	0	0	0	0	0	0	6-1	1-0	0	0.00	42
Feb 10	VIRGINIA TECH		1.1	2	2	0	0	1	1	0	1	0	0	0	0	5-5	1-0	0	4.20	15
Feb 14	vs Wichita State		1.0	2	0	0	0	1	0	0	0	0	0	0	0	8-6	1-0	0	3.23	22
Feb 15	vs UC Davis		2.0	4	1	1	0	4	1	0	0	1	0	0	0	6-3	1-0	0	3.32	30
Feb 23	SEMO		2.0	0	0	0	0	1	2	0	0	0	0	0	0	8-0	1-0	1	2.52	26
Feb 24	SEMO		0.2	0	0	0	0	0	0	0	0	0	0	0	0	13-5	2-0	1	2.33	13
Mar 02	USC UPSTATE		6.0	1	1	1	0	4	0	0	1	0	0	0	0	10-4	3-0	1	1.87	69
Mar 03	USC UPSTATE	*	1.2	3	3	3	0	1	0	0	2	0	0	1	0	8-4	3-0	1	2.94	35
Mar 09	at Mizzou	*	1.1	5	5	1	0	0	3	0	1	1	0	0	0	0-5	3-1	1	3.11	33
Mar 16	ARKANSAS-2		3.0	3	1	1	0	1	0	0	1	0	0	0	0	1-5	3-1	1	3.00	55
Mar 24	at Texas A&M		0.1	1	1	1	0	0	0	0	1	0	0	0	0	6-14	3-1	1	3.28	5
Mar 29	TENNESSEE		1.0	1	1	0	1	0	0	0	0	0	0	0	0	1-5	3-1	1	3.13	24
Mar 30	TENNESSEE		0.1	0	0	0	1	1	0	0	0	0	0	0	0	4-8	3-1	1	3.09	9
Apr 03	SAMFORD		1.0	0	0	0	0	2	0	0	0	0	0	0	0	8-0	3-1	1	2.96	14
Apr 05	GEORGIA TECH		1.0	2	0	0	0	1	0	0	0	0	0	0	0	4-3	4-1	1	2.84	21
Apr 06	GEORGIA TECH	*	2.0	6	5	5	0	2	1	0	2	0	0	0	0	9-10	4-2	1	3.94	52
Apr 12	at LSU		0.2	0	0	0	0	0	0	0	0	0	0	0	0	3-2	4-2	1	3.84	6
Totals			3	27.1	33	20	15	3	25	7	0	9	2	0	1	100-80	4-2	1	3.84	-

**WIDRA'S OVERALL CAREER STATS**

YEAR	AVG	GP-GS	AB	R	H	2B	3B	HR	RBI	TB	SLG%	BB	HBP	SO	GDP	OB%	SF	SH	SB-ATT	PO	A	E	FLD%
2022*	.255	48-38	106	18	27	3	1	1	11	35	.377	12	8	36	0	.370	1	1	9-11	14	9	3	.885
2023	.250	26-19	44	5	11	1	0	3	8	21	.477	3	0	11	1	.298	0	1	2-2	8	21	5	.853
2024	.276	28-22	58	10	16	1	0	2	8	23	.397	4	0	14	0	.323	0	1	3-5	14	24	2	.950
<b>TOTAL</b>	<b>.260</b>	<b>102-79</b>	<b>208</b>	<b>33</b>	<b>54</b>	<b>5</b>	<b>1</b>	<b>6</b>	<b>27</b>	<b>79</b>	<b>.380</b>	<b>19</b>	<b>8</b>	<b>61</b>	<b>1</b>	<b>.343</b>	<b>1</b>	<b>3</b>	<b>14-18</b>	<b>36</b>	<b>54</b>	<b>10</b>	<b>.900</b>

YEAR	ERA	W-L	APP	GS	CG	SHO	SV	IP	H	R	ER	BB	SO	2B	3B	HR	AB	BAVG	WP	HBP	BK	SFA	SHA
2022*	1.74	2-0	17	1	0	0/2	2	31.1	22	10	8	7	31	2	0	2	116	.190	3	2	0	1	2
2023	2.72	9-5	26	11	3	2/4	2	79.2	78	41	31	17	75	13	1	9	316	.247	3	4	0	0	5
2024	3.84	4-2	17	3	0	0/2	1	27.1	33	20	15	3	25	7	0	9	117	.282	2	1	0	0	0
<b>TOTAL</b>	<b>2.73</b>	<b>15-8</b>	<b>60</b>	<b>15</b>	<b>3</b>	<b>2/8</b>	<b>5</b>	<b>138.1</b>	<b>133</b>	<b>71</b>	<b>54</b>	<b>27</b>	<b>131</b>	<b>22</b>	<b>1</b>	<b>20</b>	<b>549</b>	<b>.242</b>	<b>8</b>	<b>7</b>	<b>0</b>	<b>1</b>	<b>7</b>

\*STATS FROM MICHIGAN

PLAYER CAPSULES



**ROSE ROACH**

**99**

**INFIELD**  
**Jr. | 5-6 | L/R**  
**Elburn, Illinois | Kaneland**

SEASON HIGH		CAREER HIGH	
6, at Troy (3/19/24)	AB	6, at Troy (3/19/24)	
1 (3x), last vs. Arkansas (3/17/24)	R	2 (3x), last vs. Merrimack (2/25/23)	
3, vs. Arkansas (3/16/24)	H	3, vs. Arkansas (3/16/24)	
	2B	1 (6x), last vs. South Carolina (5/12/23)	
	3B		
	HR		
3, vs. Wichita State (2/15/24)	RBI	3, vs. Wichita State (2/15/24)	

2024 SEASON HIGHLIGHTS

Drove in a career high three RBI, including the go-ahead RBI in the eighth inning in Auburn's extra-inning win versus Wichita State (2/15) ... went a perfect 3-for-3 at the plate, setting a career high in hits, versus No. 20 Arkansas (3/16) ... missed nine games due to injury ... made her return from injury in the series opener at No. 6 LSU (4/12)

GAME BY GAME BATTING

Date	Opponent	Pos	AB	R	H	RBI	2B	3B	HR	BB	SB	CS	HBP	SAC	SF	GDP	K	PO	A	E	Avg
Feb 10	VIRGINIA TECH	*2b	2	0	1	0	0	0	0	0	0	0	0	1	0	0	0	1	1	0	.500
Feb 14	vs Wichita State	*2b	2	0	1	3	0	0	0	1	0	1	0	0	0	0	0	0	1	0	.500
Feb 15	vs UC Davis	*2b	2	0	0	0	0	0	0	1	0	1	0	0	0	0	0	2	3	0	.333
Feb 15	vs Utah	*2b	2	0	0	0	0	0	0	1	0	0	0	0	0	0	1	0	2	0	.250
Feb 29	GEORGIA STATE	*2b	0	0	0	0	0	0	0	1	0	0	0	1	0	0	0	0	0	0	.250
Mar 02	NORTHWESTERN	*2b	3	0	1	0	0	0	0	0	0	0	0	0	0	0	0	1	1	0	.273
Mar 02	USC UPSTATE	*2b	2	1	2	1	0	0	0	0	0	0	0	0	0	0	0	2	1	0	.385
Mar 03	NORTH TEXAS	*2b	1	0	0	0	0	0	0	0	0	0	0	1	0	0	0	1	0	0	.357
Mar 03	USC UPSTATE	*2b	2	1	0	0	0	0	0	0	0	0	0	1	0	0	0	3	2	0	.312
Mar 08	at Mizzou	*2b	2	0	0	0	0	0	0	0	0	0	0	0	0	0	1	2	0	0	.278
Mar 09	at Mizzou	*2b	3	0	2	0	0	0	0	0	0	0	0	0	0	0	0	1	2	2	.333
Mar 10	at Mizzou	*2b	3	0	1	0	0	0	0	0	0	0	0	0	0	0	0	1	4	0	.333
Mar 16	ARKANSAS-1	*2b	3	0	1	0	0	0	0	0	0	0	0	0	0	0	2	3	2	0	.333
Mar 16	ARKANSAS-2	*2b	3	0	3	0	0	0	0	0	0	0	0	0	0	0	0	0	2	1	.400
Mar 17	ARKANSAS	*2b	2	1	0	0	0	0	0	1	0	0	0	0	0	0	0	2	2	0	.375
Mar 19	at Troy	*2b	6	0	0	0	0	0	0	0	0	0	0	0	0	0	1	1	2	0	.316
Mar 22	at Texas A&M	*2b	3	0	1	1	0	0	0	1	0	0	0	0	0	0	0	3	2	0	.317
Mar 23	at Texas A&M	*2b	3	0	1	0	0	0	0	0	0	0	0	0	0	0	0	2	1	0	.318
Mar 24	at Texas A&M	*2b	0	0	0	0	0	0	0	1	0	0	0	0	0	0	0	0	0	0	.318
Apr 12	at LSU	*2b	2	0	0	0	0	0	0	0	0	0	0	1	0	0	0	2	4	0	.304
Apr 13	at LSU	*2b	3	0	0	0	0	0	0	0	0	0	0	0	0	0	1	2	4	0	.286
Apr 14	at LSU	*2b	4	0	0	0	0	0	0	0	0	0	0	0	0	0	0	2	4	1	.264
Totals		22gs	53	3	14	5	0	0	0	7	0	2	0	5	0	0	6	31	40	4	.264

On base pct. .350 • Slugging pct. .264

ROACH'S OVERALL CAREER STATS

YEAR	AVG	GP-GS	AB	R	H	2B	3B	HR	RBI	TB	SLG%	BB	HBP	SO	GDP	OB%	SF	SH	SB-ATT	PO	A	E	FLD%
2022	.271	35-11	48	12	13	2	0	0	5	15	.313	1	1	5	0	.300	0	0	2-3	17	22	5	.886
2023	.245	47-13	53	14	13	4	0	0	10	17	.321	4	0	9	0	.293	1	2	9-10	29	24	4	.930
2024	.265	22-22	53	3	14	0	0	0	5	14	.264	7	0	6	0	.350	0	5	0-2	31	40	4	.947
<b>TOTAL</b>	<b>.260</b>	<b>104-46</b>	<b>154</b>	<b>29</b>	<b>40</b>	<b>6</b>	<b>0</b>	<b>0</b>	<b>20</b>	<b>46</b>	<b>.299</b>	<b>12</b>	<b>1</b>	<b>20</b>	<b>0</b>	<b>.315</b>	<b>1</b>	<b>7</b>	<b>11-15</b>	<b>77</b>	<b>86</b>	<b>13</b>	<b>.926</b>



1

Thalia  
**MARTIN**  
UTL | Fr.



3

Icess  
**TRESVIK**  
UTL | Jr.



4

Emmah  
**ROLFE**  
RHP | So.



5

Mariah  
**PENTA**  
UTL | Fr.



9

Maddie  
**PENTA**  
RHP | Sr.



10

Makayla  
**PACKER**  
UTL | Sr.



11

Aubrie  
**LISENBY**  
C/INF | Jr.



13

Nelia  
**PERALTA**  
INF | Jr.



15

Skylar  
**ELKINS**  
C/UTL | So.



16

KK  
**MCCRARY**  
INF | Sr.



17

Chalea  
**CLEMMONS**  
1B/LHP | Fr.



18

Riley  
**MCNEMAR**  
INF | Jr.



20

Abbey  
**SMITH**  
OF | Jr.



22

Anna  
**WOHLERS**  
C | Jr.



23

Axe  
**MILANOWSKI**  
INF | So.




24

Malayna  
**TAMBORRA**  
RHP | Fr.



31

Millie  
**ROBERTS**  
C/INF | So.



34

Amelia  
**LECH**  
C/UTL | Jr.



36

Kyla  
**STROUD**  
INF | Fr.




55

Shelby  
**LOWE**  
LHP | Sr.



66

Annabelle  
**WIDRA**  
UTL/RHP | Jr.



99

Rose  
**ROACH**  
INF | Jr.




HC

Mickey  
**DEAN**  
Seventh Season




AC

Emily  
**CAROSONE**  
Fourth Season



AC

Eugene  
**LENTI**  
Fifth Season



AC

Hannah  
**SPARKS**  
First Season



DO

LEISA  
**LEE**  
Fifth Season