



AUBURN BASEBALL
2017 MEDIA ALMANAC



TABLE OF CONTENTS/QUICK FACTS

2017 AUBURN BASEBALL INFORMATION

Table of Contents/Quick Facts 1
2017 Roster 2
2017 Schedule 3
TV/Radio Chart 4-5
Plainsman Park 6
Plainsman Park Facts & Records 7
Head Coach Butch Thompson 8-9
Assistant Coach Doug Sisson 10
Assistant Coach Brad Bohannon 11
Volunteer Assistant Greg Drye 12
Support Staff 13
Administration 14
2017 Player Profiles 15-37

2016 YEAR IN REVIEW

2016 Auburn Team Stats 38
2016 Auburn Team SEC-Only Stats 39
2016 Notes 40-41
2016 Game-By-Game Hitting 42
2016 Game-By-Game Results 43
2016 Auburn & Opponent Highs / Line-ups 44
2016 Starting Lineups and Starters 45-46
2017 SEC Tournament 47

HISTORY & RECORDS

Capital City Classic History and Records 48
Auburn Records 49-50
Single-Season Top 10 Hitting 51
Career Top 10 Hitting 52
Single-Season Top 10 Pitching 53
Career Top 10 Pitching 54
Team Top 10 55
Year-By-Year Team Stats 56-57
Streaks & Sweeps 58
Year-By-Year Leaders 59-61
SEC & NCAA Leaders / No-Hitters 62
Home Run Records 63
Five-Hit Games / 20 Run Games 64
The Last Time 65
Year-By-Year Results (1895-1948) 66-69
Year-By-Year Results/Stats (1949-2016) 70-96
Auburn On Television 97-98
Series Records 99
Results vs. Opponents 100-112
Coaching Records 113
Year-By-Year Standings 114
Auburn at the College World Series 115
Auburn in NCAA Regionals 116-119
Auburn in SEC Tournaments 120-121
All-Time Honors & Awards 122-124
Auburn in MLB 125-126
MLB Honors/World Series history 126
All-Time Draft Picks 127
Letterwinners (1949-2016) 128-130

KEY POSITION PLAYERS RETURNING (6)
Player Cl. Pos. Ht. Wt. 2016 Statistics
*Blake Logan Sr. C 6-0 187 .274, 2 HR, 36 RBI
Damon Haecker Sr. IF 5-11 187 .248, 21 RBI, 6 SB
*Daniel Robert Sr. UTL 6-5 236 .280, 22 2B, 6 HR (career)
JJ Shaffer Sr. OF 5-10 170 .200, 2 2B, 3 RBI
Sam Gillikin Sr. OF 6-2 198 Redshirted
Bo Decker Sr. OF 6-1 195 Redshirted

* - 2016 starter

KEY PITCHERS RETURNING (6)
Player Cl. Ht. Wt. 2015 Statistics
Casey Mize So. 6-3 208 2-5, 3.52 ERA, 59 K
Gabe Klobosits Sr. 6-7 249 3-5, 4.70 ERA, 44 K
Cole Lipscomb Sr. 6-1 187 2-5, 5.10 ERA, 50 K
Andrew Mitchell Jr. 6-1 200 4-4, 5.40 ERA, 54 K
Daniel Sprinkle So. 6-4 230 2-1, 4.78 ERA, 25 K
Keegan Thompson Jr. 6-2 209 7-3, 3.10 ERA, 62 K (2015)

RADIO INFORMATION

Primary Stations WTGZ-FM (93.9), WQSI-FM(95.9)
Radio Network Auburn Network
Primary Contact Rod Bramblett
Phone Number (334) 826-2929
Play-by-Play Announcers Rod Bramblett, Andy Burcham, Paul Ellen & Brad Law

GENERAL INFORMATION

Location Auburn, Ala.
Founded October 1, 1856
Enrollment 28,290
Nickname Tigers
Colors Burnt Orange and Navy Blue
Affiliation NCAA Division I
Conference Southeastern (SEC West)
President Dr. Jay Gogue (Auburn, 1969)
Athletic Director Jay Jacobs (Auburn, 1985)

KEY NUMBERS

Media Relations Office (334) 844-9800
Media Relations FAX (334) 844-9807
Plainsman Park Press Box (334) 844-4138
Athletic Department Phone (334) 844-4750
Baseball Office (334) 844-4975
Ticket Office (855) AUB-2010
Website www.AuburnTigers.com
Twitter @AuburnBaseball

STADIUM INFORMATION

Stadium Samford Stadium-Hitchcock Field at Plainsman Park
First Year/Renovated 1950/1996
Capacity 4,096
Record since 1949 (Modern Era) 1,157-522 (.689)
All-Time Record (since 1895) 2,363-1,603-33 (.595)
Dimensions LF- 315; CF- 385; RF- 331
Alleys LC- 335/385; RC- 360

HISTORY

All-Time Record 1,971-1,340-6 (.595)
All-Time Conference Record 870-803-3 (.520)
All-Time SEC Tournament Record 31-44 (.413)
NCAA Tournament Appearances 19
NCAA Tournament Record 42-41 (.506)
Last NCAA Regional 2015 (Tallahassee, Fla.)
Last NCAA Super Regional 1999 (Tallahassee, Fla.)
College World Series Appearances 4
College World Series Record 3-8 (.273)
Last College World Series 1997

COACHING/SUPPORT STAFF

Head Coach Butch Thompson (Birmingham-Southern)
Record at Auburn 23-33 (.411), Second year
Career Record 62-45 (.579), Second year
Assistant Coach Doug Sisson (Montevallo)
Assistant Coach Brad Bohannon (Berry)
Volunteer Assistant Coach Greg Drye (Southern Miss)
Athletic Administrator Randall Dickey (Quachita Baptist)
Athletic Trainer Sean Stryker (Penn State)
Player Development & Data Analyst Blake Beck (Troy)
Strength and Conditioning Brett Price (Troy)
Student Assistant Hunter Morris
Student Assistant Cullen Wacker

TEAM INFORMATION

Total Home Away Neut.
2016 Overall Record 23-33 19-16 3-14 1-3
2016 SEC Record 8-22 6-9 2-13 0-0
Conference Finish 6th, West; 13th, Overall
2016 Postseason None
2016 Final Ranking N/A
Letterwinners Returning/Lost 13/13
Position Starters Returning/Lost 3/8
Pitchers Returning/Lost 6/3
Newcomers 20

ATHLETIC COMMUNICATIONS

Baseball SID Taylor Bryan
SID Office Phone (334) 844-9800
SID FAX Number (334) 844-9807
Bryan's Cell Phone (334) 750-3862
Bryan's Email taylor.bryan@auburn.edu
Assoc. AD/Communications Kirk Sampson
Sampson's Email kirk@auburn.edu
SID Mailing Address P.O. Box 351; Auburn, AL 36830-0351
SID Overnight Address Athletic Complex
392 S. Donahue Dr., Auburn, AL 36830





2017 AUBURN BASEBALL ROSTER

NUMERICAL ROSTER

No.	Name	Pos.	Cl.	B-T	Ht.	Wt.	Exp.	Hometown (Previous School)
1	Blake Logan	C	Sr.	R-R	6-0	187	3L	Muscle Shoals, Ala. (Muscle Shoals)
2	Jeremy Johnson	OF	R-Fr.	R-R	5-10	170	RS	Suwanee, Ga. (Lambert)
3	Josh Anthony	IF	Jr.	R-R	5-11	203	JC	Columbus, Ga. (Western Oklahoma)
5	Christian Camacho	RHP	Fr.	L-R	6-0	170	HS	Elk Grove, Ill. (Elk Grove)
6	Damon Haecker	IF/C	Sr.	S-R	5-11	187	3L	Altamonte Springs, Fla. (Lake Brantley)
7	Keegan Thompson	RHP	R-Jr.	R-R	6-2	209	2L	Cullman, Ala. (Cullman)
8	Kirk Maddox	LHP	Jr.	L-L	5-10	175	JC	Dothan, Ala. (Wallace-Dothan)
9	Luke Jarvis	IF	R-Jr.	R-R	5-10	183	JC	San Diego, Calif. (Saddleback)
10	Kevin Davis	RHP	R-Jr.	R-R	6-1	197	2L	Brewton, Ala. (Tr Miller)
12	Andrew Mitchell	LHP	R-Jr.	L-L	6-1	200	1L	New Orleans, La. (Delgado)
13	Davis Daniel	RHP	Fr.	R-R	6-1	179	HS	Montgomery, Ala. (St. James)
15	J.J. Shaffer	OF	Sr.	R-R	5-10	170	3L	Auburn, Ala. (Auburn)
16	Welby Malczewski	LHP	R-So.	L-L	6-6	250	JC	Mt. Prospect, Ill. (Heartland)
17	Will Holland	IF	Fr.	R-R	5-10	175	HS	Lawrenceville, Ga. (Collins Hill)
18	Corey Herndon	RHP	Jr.	R-R	6-3	212	JC	Marion, Ark. (Columbia State)
19	Bowen McGuffin	OF	Jr.	L-L	6-1	193	JC	Panama City, Fla. (Gulf Coast State)
20	Daniel Robert	UTIL	Sr.	L-R	6-5	236	3L	Hoover, Ala. (Briarwood Christian)
21	Mike Rojas	C	So.	R-R	6-2	209	JC	Naples, Fla. (Chipola)
22	Trevor Hillhouse	LHP	Fr.	L-L	6-6	208	HS	Canton, Ga. (Woodstock)
23	Calvin Coker	RHP	Jr.	R-R	6-3	165	JC	Kyle, Texas (Ranger)
24	Conor Davis	IF	Fr.	R-R	6-3	229	HS	Roswell, Ga. (Blessed Trinity Catholic)
25	Jay Estes	IF	Jr.	R-R	5-10	170	JC	Crawfordville, Fla. (Chipola)
26	Grant Warner	RHP	Jr.	R-R	6-3	220	JC	Decatur, Ala. (Calhoun)
27	Dylan Ingram	IF	R-Jr.	R-R	6-4	215	JC	Pike Road, Ala. (Shelton State)
28	Daniel Sprinkle	RHP	So.	R-R	6-4	230	1L	Pine Bluff, Ark. (White Hall)
31	Sam Gillikin	OF	R-Sr.	L-R	6-2	198	3L	Hoover, Ala. (Hoover)
32	Casey Mize	RHP	So.	R-R	6-3	208	1L	Springville, Ala. (Springville)
34	Joe Gahm	RHP	Fr.	R-R	6-1	214	HS	Richfield, Wisc. (Germantown)
35	Bo Decker	OF	R-Sr.	R-R	6-1	195	1L	Clermont, Fla. (Seminole State)
37	Ryan Watson	RHP	Fr.	R-R	6-5	205	HS	Auburn, Ala. (Auburn)
38	Elliott Anderson	LHP	Fr.	L-L	6-3	212	HS	Cartersville, Ga. (Cartersville)
40	Gabe Klobosits	RHP	Sr.	R-R	6-7	249	1L	Katy, Texas (Galveston)
41	Jonah Todd	OF	Jr.	L-L	6-0	180	JC	Birmingham, Ala. (Marion Military)
49	Cole Lipscomb	RHP	R-Sr.	R-R	6-1	187	3L	Prattville, Ala. (Edgewood Academy)

COACHES & STAFF

30	Butch Thompson	Head Coach	Second Year
11	Doug Sisson	Assistant Coach	Second Year
14	Brad Bohannon	Assistant Coach	Second Year
42	Greg Drye	Volunteer Assistant Coach	Second Year
	Hunter Morris	Student Assistant Coach	First Year
	Cullen Wacker	Student Assistant Coach	First Year
	Randall Dickey	Athletic Administrator	Third Year
	Sean Stryker	Athletic Trainer	Second Year
	Blake Beck	Player Development & Data Analyst	First Year
	Brett Price	Strength & Conditioning Coach	First Year

PRONUNCIATION GUIDE

Christian CAMACHO	culh-MACHO
Jay ESTES	ESS-teez
Joe GAHM	GOM (like MOM)
Sam GILLIKIN	GILL-eh-KIN
Damon HAECKER	HECK-er
Gabe KLOBOSITS	KLOW-BO-SITS
Welby MALCZEWSKI	MAL-chez-SKI
Daniel ROBERT	ROB-urt
Mike ROJAS	ROW-hoss

ALPHABETICAL ROSTER

No.	Name	Pos.	No.	Name	Pos.	No.	Name	Pos.
38	Elliott Anderson	LHP	17	Will Holland	IF	15	JJ Shaffer	OF
3	Josh Anthony	IF	27	Dylan Ingram	IF	28	Daniel Sprinkle	RHP
5	Christian Camacho	RHP	9	Luke Jarvis	IF	7	Keegan Thompson	RHP
23	Calvin Coker	RHP	2	Jeremy Johnson	OF	41	Jonah Todd	OF
13	Davis Daniel	RHP	40	Gabe Klobosits	RHP	26	Grant Warner	RHP
24	Conor Davis	IF	49	Cole Lipscomb	RHP	37	Ryan Watson	RHP
10	Kevin Davis	RHP	1	Blake Logan	C			
35	Bo Decker	OF	8	Kirk Maddox	LHP			
25	Jay Estes	IF	16	Welby Malczewski	LHP			
34	Joe Gahm	RHP	19	Bowen McGuffin	OF			
31	Sam Gillikin	OF	12	Andrew Mitchell	LHP			
6	Damon Haecker	IF/C	32	Casey Mize	RHP			
18	Corey Herndon	RHP	20	Daniel Robert	UTL			
22	Trevor Hillhouse	LHP	21	Mike Rojas	C			

COACHING STAFF

30	Butch Thompson	Head Coach
11	Doug Sisson	Asst. Coach
14	Brad Bohannon	Asst. Coach
42	Greg Drye	Vol. Asst. Coach



2017 AUBURN BASEBALL SCHEDULE

Day	Date	Opponent	Location	Time
Fri.	Feb. 17	GEORGE WASHINGTON (SECN+)	AUBURN	2 pm
Sat.	Feb. 18	GEORGE WASHINGTON [DH] (SECN+)	AUBURN	11 am
Sun.	Feb. 19	GEORGE WASHINGTON (SECN+)	AUBURN	12 pm
Tue.	Feb. 21	JACKSONVILLE STATE (SECN+)	AUBURN	3 pm
Wed.	Feb. 22	FAMU (SECN+)	AUBURN	3 pm
Fri.	Feb. 24	HOLY CROSS	AUBURN	2 pm
Sat.	Feb. 25	HOLY CROSS	AUBURN	12 pm
Sun.	Feb. 26	HOLY CROSS (SECN+)	AUBURN	12 pm
Tue.	Feb. 28	SAMFORD (SECN+)	AUBURN	3 pm
Fri.	Mar. 3	LIPSCOMB (SECN+)	AUBURN	2 pm
Sat.	Mar. 4	LIPSCOMB	AUBURN	12 pm
Sun.	Mar. 5	LIPSCOMB (SECN+)	AUBURN	12 pm
Tue.	Mar. 7	SOUTH ALABAMA (SECN+)	AUBURN	3 pm
Wed.	Mar. 8	KENNESAW STATE (SECN+)	AUBURN	3 pm
Fri.	Mar. 10	PRESBYTERIAN	AUBURN	2 pm
Sat.	Mar. 11	PRESBYTERIAN (SECN+)	AUBURN	12 pm
Sun.	Mar. 12	PRESBYTERIAN (SECN+)	AUBURN	12 pm
Tue.	Mar. 14	UAB (SECN+)	AUBURN	3 pm
Fri.	Mar. 17	FLORIDA* (SECN+)	AUBURN	6 pm
Sat.	Mar. 18	FLORIDA* (SECN+)	AUBURN	2 pm
Sun.	Mar. 19	FLORIDA* (SECN+)	AUBURN	1 pm
Tue.	Mar. 21	at Georgia Tech (ESPN3)	Atlanta, Ga.	5 pm
Fri.	Mar. 24	at Georgia* (SECN+)	Athens, Ga.	6 pm
Sat.	Mar. 25	at Georgia* (SECN+)	Athens, Ga.	1 pm
Sun.	Mar. 26	at Georgia* (SECN+)	Athens, Ga.	12 pm
Tue.	Mar. 28	vs. Alabama % (ESPNU)	Montgomery, Ala.	7 pm
Fri.	Mar. 31	SOUTH CAROLINA* (SECN+)	AUBURN	6 pm
Sat.	April 1	SOUTH CAROLINA* (ESPNU)	AUBURN	5 pm
Sun.	April 2	SOUTH CAROLINA* (SECN+)	AUBURN	1 pm
Tue.	April 4	GEORGIA TECH (SECN+)	AUBURN	6 pm
Fri.	April 7	at Texas A&M* (SECN+)	College Station, Texas	6:30 pm
Sat.	April 8	at Texas A&M* (SECN+)	College Station, Texas	2 pm
Sun.	April 9	at Texas A&M* (SECN+)	College Station, Texas	1 pm
Tue.	April 11	at Samford (YouTube)	Birmingham, Ala.	6 pm
Thurs.	April 13	at Tennessee* (SEC Network)	Knoxville, Tenn.	6 pm
Fri.	April 14	at Tennessee* (SECN+)	Knoxville, Tenn.	5 pm
Sat.	April 15	at Tennessee*	Knoxville, Tenn.	1 pm
Tue.	April 18	at Kennesaw State (ESPN3)	Kennesaw, Ga.	5 pm
Fri.	April 21	ARKANSAS* (SECN+)	AUBURN	6 pm
Sat.	April 22	ARKANSAS* (SECN+)	AUBURN	1 pm
Sun.	April 23	ARKANSAS* (SEC Network)	AUBURN	3 pm
Tue.	April 25	TROY (SECN+)	AUBURN	6 pm
Fri.	April 28	at Mississippi State* (SECN+)	Starkville, Miss.	6:30 pm
Sat.	April 29	at Mississippi State* (SEC Network)	Starkville, Miss.	7 pm
Sun.	April 30	at Mississippi State* (SEC Network)	Starkville, Miss.	12 pm
Fri.	May 5	ALABAMA* (SECN+)	AUBURN	6 pm
Sat.	May 6	ALABAMA* (SECN+)	AUBURN	2 pm
Sun.	May 7	ALABAMA* (SEC Network)	AUBURN	4 pm
Tue.	May 9	at UAB ^	Birmingham, Ala.	6:30 pm
Thurs.	May 11	at LSU* (ESPNU)	Baton Rouge, La.	6:30 pm
Fri.	May 12	at LSU* (SECN+)	Baton Rouge, La.	7 pm
Sat.	May 13	at LSU* (SEC Network)	Baton Rouge, La.	12 pm
Thurs.	May 18	OLE MISS* (SECN+)	AUBURN	6 pm
Fri.	May 19	OLE MISS* (SECN+)	AUBURN	6 pm
Sat.	May 20	OLE MISS* (SECN+)	AUBURN	1 pm

POSTSEASON

Tue.	May 23	SEC Tournament	Hoover, Ala.	TBA
Fri.	June 2	NCAA Regionals	TBA	TBA
Fri.	June 9	NCAA Super Regionals	TBA	TBA
Sat.	June 17	College World Series	Omaha, Neb.	TBA

LEGEND

* SEC game

% Capital City Classic (Montgomery, Ala./Riverwalk Stadium)

^ Game played at Regions Field (Birmingham, Ala.)

All times central and subject to change | Home games in **BOLD**




TV/RADIO SPOTTING CHART



#1 Blake Logan
Sr. • C • R-R
6-0 • 187
Muscle Shoals, Ala.



#2 Jeremy Johnson
R-Fr. • OF • R-R
5-10 • 170
Suwanee, Ga.




#3 Josh Anthony
Jr. • IF • R-R
5-11 • 203
Columbus, Ga.



#5 Christian Camacho
Fr. • RHP • L-R
6-0 • 170
Elk Grove, Ill.



#6 Damon Haecker
Sr. • IF/C • S-R
5-11 • 187
Altamonte Springs, Fla.



#7 Keegan Thompson
R-Jr. • RHP • R-R
6-2 • 209
Cullman, Ala.




#8 Kirk Maddox
Jr. • LHP • L-L
5-10 • 175
Dothan, Ala.



#9 Luke Jarvis
R-Jr. • IF • R-R
5-10 • 183
San Diego, Calif.




#10 Kevin Davis
R-Jr. • RHP • R-R
6-1 • 197
Brewton, Ala.



#12 Andrew Mitchell
R-Jr. • LHP • L-L
6-1 • 200
New Orleans, La.



#13 Davis Daniel
Fr. • RHP • R-R
6-1 • 179
Montgomery, Ala.



#15 J.J. Shaffer
Sr. • OF • R-R
5-10 • 170
Auburn, Ala.



#16 Welby Malczewski
R-So. • LHP • L-L
6-6 • 250
Mt. Prospect, Ill.



#17 Will Holland
Fr. • IF • R-R
5-10 • 175
Lawrenceville, Ga.



#18 Corey Herndon
Jr. • RHP • R-R
6-3 • 212
Marion, Ark.



#19 Bowen McGuffin
Jr. • OF • L-L
6-1 • 193
Panama City, Fla.




#20 Daniel Robert
Sr. • UTL • L-R
6-5 • 236
Hoover, Ala.



#21 Mike Rojas
So. • C • R-R
6-2 • 209
Naples, Fla.



#22 Trevor Hillhouse
Fr. • LHP • L-L
6-6 • 208
Canton, Ga.



#23 Calvin Coker
Jr. • RHP • R-R
6-3 • 165
Kyle, Texas



TV/RADIO SPOTTING CHART




#24 Conor Davis
Fr. • IF • R-R
6-3 • 229
Roswell, Ga.



#25 Jay Estes
Jr. • IF • R-R
5-10 • 170
Crawfordville, Fla.



#26 Grant Warner
Jr. • RHP • R-R
6-3 • 220
Decatur, Ala.



#27 Dylan Ingram
R-Jr. • IF • R-R
6-4 • 215
Pike Road, Ala.




#28 Daniel Sprinkle
So. • RHP • R-R
6-4 • 230
Pine Bluff, Ark.



#31 Sam Gillikin
R-Sr. • OF • L-R
6-2 • 198
Hoover, Ala.



#32 Casey Mize
So. • RHP • R-R
6-3 • 208
Springville, Ala.




#34 Joe Gahm
Fr. • RHP • R-R
6-1 • 214
Richfield, Wisc.



#35 Bo Decker
R-Sr. • OF • R-R
6-1 • 195
Clermont, Fla.



#37 Ryan Watson
Fr. • RHP • R-R
6-5 • 205
Auburn, Ala.




#38 Elliott Anderson
Fr. • LHP • L-L
6-3 • 212
Cartersville, Ga.



#40 Gabe Klobosits
Sr. • RHP • R-R
6-7 • 249
Katy, Texas




#41 Jonah Todd
Jr. • OF • L-L
6-0 • 180
Birmingham, Ala.



#49 Cole Lipscomb
R-Sr. • RHP • R-R
6-1 • 187
Prattville, Ala.



#30 Butch Thompson
Head Coach
Second Year at Auburn
Third Year Overall



#11 Doug Sisson
Assistant Coach
Second Year at Auburn



#14 Brad Bohannon
Assistant Coach
Second Year at Auburn



#42 Greg Drye
Volunteer Assistant Coach
Second Year at Auburn





PLAINSMAN PARK - HOME OF THE TIGERS

Auburn's baseball home for the past 67 seasons, Samford Stadium-Hitchcock Field at Plainsman Park seats 4,096, including 3,227 chairback seats. The design combines the look of old-time ballparks with academic buildings on the Auburn campus to create a facade of brick and painted steel.

A 1998 facelift transformed Auburn's baseball field into a renaissance of Camden Yard proportions. The park offers the brick backstop of Wrigley Field, the dark green chairback seats of Camden Yards and the Green Monster of Fenway Park, each timeless elements borrowed and melded together to create a timeless atmosphere for college baseball.

In 2016, Samford Stadium-Hitchcock Field at Plainsman Park was named one of the top venues in the country for college baseball by D1Baseball.com. Baseball America voted the facility the best in college baseball prior to the 2003 season.

The intimacy of the park extends to the position of the spectators. The front row box seats are located close to the infield action, just four feet off the ground and only 40 feet from the first and third base bags. The backstop is just 60 feet from home plate.

Down the left field line perched above the box seats, a terraced area allows for another 750 fans to enjoy Auburn baseball.

Besides the playing field and grand stands, the structure also houses the Tigers' clubhouse, which features a locker room, training and equipment areas, an indoor hitting tunnel, a team lounge area, coaches' offices and umpire dressing room.

The commitment to excellence of Auburn's baseball program is evident by the continuing efforts to keep Plainsman Park on the forefront of college baseball. Those efforts have included three additions and numerous upgrades to the facility since its initial renovations in 1996.

The most recent upgrades were completed prior to the 2017 season with the goal of continuing to improve fan experience when one of the largest video boards in the country measuring 24'0" x 62'4" and a new state-of-the-art sound system were installed along with a MUSCO LED lighting system. Additionally, 3,800 chair back seats throughout the ballpark were replaced.

Auburn baseball also partnered with TrackMan to implement a data analytic system that brings the Tigers to the forefront nationally in next-level player development. TrackMan incorporates video and uses 3D Doppler radar to measure extension, spin rate, speed, exit velocity and more. TrackMan allows the coaching staff to dive deeper and help Auburn players take the next step to develop and strengthen their identities on the field.

Key renovations and additions came in both 2013 and 2014. First, former Auburn All-American Tim Hudson and his wife Kim donated \$1 million for upgrades to the Auburn clubhouse, locker room, equipment room and athletic training room inside Plainsman Park that were completed in late 2013. Additionally as part of the renovation, new coach's offices, meeting rooms and an alumni room were added.

In 2014 both the home and away dugouts were extended 10 feet and new benches were added complete with permanent camera wells.

Beginning in 2010, the outfield wall was padded and represents a Wall of Fame for Auburn baseball, recognizing former greats of the program. The first class of inductees included Bo Jackson, Gregg Olson, Frank Thomas and Tim Hudson on February 27, 2010.

The Plainsman Park Strength and Rehabilitation Center was completed in January of 2004. It houses an x-ray lab, rehabilitation center, physical therapy area, offices for Auburn Sports Medicine Clinic and Andrews Sports Medicine and Orthopedic Center — a research institute directed by Dr. James Andrews, which serves nationally acclaimed professional athletes as well as Auburn's student-athletes.

Rehabilitation services are also available to the public. Physical therapist Dave Walsh also operates on the second floor and is dedicated to addressing the needs of Auburn's student-athletes.

In the summer of 2001, construction began on a \$2.3 million renovation to Plainsman Park that included the addition of 630 chairback box seats down the right and left field foul lines. The bullpens, which once existed where the seats down the foul line are now, were relocated during the renovation. Auburn's bullpen is located behind the Green Monster in left field, while the visiting bullpen rests beyond the right-center field fence, next to the K Corner.

Although the grandstand was constructed prior to the 1996 season, one part of the project was already in place for the 1995 season. Auburn installed a dark green asymmetrically designed outfield wall, which provided a distinct change in the playing dynamics of Plainsman Park.

The most unique feature of that fence is still in place with the 30-foot "Green Monster" in left field, which provides an aesthetically pleasing view to spectators in the grandstand. Rather than the left field foul pole being 345 feet from home plate, as in the past, the wall is just 315 feet from the batter.

Beginning at the left field power alley and continuing around to the right field foul pole, the top of the wall drops down from 30 to eight feet.

Auburn baseball moved its home to the present location in time for the 1950 season. Prior to that, all home games were played on what is now a campus green behind the east side of Jordan-Hare Stadium.

Plainsman Park was host to the 1978 NCAA South Regional and NCAA Regionals in 1999, 2003 and 2010. It has also witnessed the budding baseball careers of Bo Jackson, Tim Hudson, Gregg Olson, Scott Sullivan, Frank Thomas, Gabe Gross and Josh Donaldson. In 1994, John Powell struck out LSU's Warren Morris at Plainsman Park to set the NCAA career strikeout record. Powell also set the SEC all-time strikeout mark at Plainsman Park, against Arkansas in 1993.

Plainsman Park also has had the privilege of hosting President George W. Bush. Approximately 14,000 people gathered on October 24, 2002, to listen to Bush speak. Bush's visit marked the first time since Franklin D. Roosevelt in 1939 that a United States President visited Auburn while in office.

The field is named in honor of Billy and Jimmy Hitchcock, brothers who became two of Auburn's most noteworthy athletic performers during the 1930s. In 1997, Plainsman Park was renamed Hitchcock Field at Plainsman Park.

The university renamed the facility Samford Stadium-Hitchcock Field at Plainsman Park in May of 2003, naming the stadium after longtime Auburn Board of Trustee Member W. James "Jimmy" Samford, Jr.

Jimmy Samford, who passed away in December of 2003, worked tirelessly in spearheading the efforts for the renovations of Plainsman Park in the late 1990s. It was his work that has made Samford Stadium-Hitchcock Field at Plainsman Park one of the top collegiate baseball facilities in the country. Samford graduated from Auburn in political science in 1972 and was appointed to the board in 1987.

The late Jimmy Hitchcock was Auburn's first All-American in both baseball and football and was known as the "Phantom of Union Springs" for his overall athletic ability. Following a career in Major League Baseball, Jimmy Hitchcock coached the Auburn baseball team in the 1940s before being elected to the Public Service Commission of Auburn on three different occasions.

Billy Hitchcock led Auburn to its first SEC baseball title in 1937 and to its first football bowl game later that fall. Following a nine-year Major League playing career with five teams, "Mr. Billy" earned the title of "The Dignified War Eagle" as manager of the Detroit Tigers, Baltimore Orioles and Atlanta Braves and as commissioner of the Southern League. Hitchcock passed away at the age of 89 in April 2006.



PLAINSMAN PARK FACTS

PLAINSMAN PARK FACTS

GENERAL INFORMATION

First Year	1950
Years	Entering 68th
Surface	Natural Grass
All-Time Record	1,157-522 (.689)
Most Wins, Season	30 (1997 & 2010)
Capacity	4,096

SEATING BREAKDOWN

Chairback Seats	3,227
Terrace Seats	750
Wheelchair Spaces	60
Press Box Seats	59

DIMENSIONS

Left Field	315 ft.
Left-Center	335/385 ft.
Center Field	385 ft.
Right-Center	360 ft.
Right Field	331 ft.

FENCE HEIGHT

Left Field	30 feet
LC to RF Foul Pole	8 feet

FIRST NIGHT GAME

March 27, 1977 vs. LSU, 2-0, 10-2

EVENTS HOSTED

1978 NCAA South Regional
 1999 NCAA Regional
 2002 President George W. Bush Visit
 2003 NCAA Regional
 2010 NCAA Regional

RENOVATIONS/ADDITIONS

1995	New outfield wall
1996	Renovation of Plainsman Park
1998	Existing Scoreboard
2002	Addition of 620 chair-back seats down right and left field lines
2003	Drainage system and new playing surface
2004	Strength and Rehabilitation Center
2008	Renovation of team meeting room
2009	Original video board installed
2010	Wall of Fame added
2013	Clubhouse renovated Alumni Room
	New coaches' offices in Strength/Rehab Center
	Open fence for home bullpen
	Flagpoles on plaza honoring CWS teams
2014	Expanded dugouts
2017	New video board, sound system, LED lights and chairback seating

ATTENDANCE RECORDS

SINGLE-GAME

Att.	Date	Opponent	Result
4,715	4/6/2002	LSU	W, 11-3
4,673	4/5/2003	Alabama	L, 2-3
4,503	4/4/2003	Alabama	W, 10-2
4,491	4/5/2002	LSU	L, 4-9
4,471	4/12/1997	Alabama	W, 13-8
4,428	4/6/2003	Alabama	W, 7-6
4,415	5/29/1999	NC State	W, 9-7
4,409	3/11/2003	Georgia Tech	L, 2-4
4,360	2/22/2014	California	L, 0-5
4,220	3/29/2008	Tennessee	L, 4-8

THREE GAME SERIES

Att.	Opponent	Dates
13,606	Alabama	April 4-6, 2003
13,320	LSU	April 5-7, 2002
11,514	Auburn Tournament	Feb. 18-20, 2011
11,367	Alabama	April 20-22, 2007
11,272	Kentucky	March 19-21, 2004

SINGLE SEASON

Att.	Year	Dates	Avg.
111,627	2004	33	3,382
109,778	1999	38	2,888
107,500	2014	34	3,161
105,720	2005	35	3,020
102,637	2000	35	2,932

PLAINSMAN PARK
YEAR-BY-YEAR RECORDS

1950.....4-7	1984.....19-10
1951.....7-4	1985.....19-6
1952.....5-5	1986.....23-7
1953.....1-5	1987.....26-7
1954.....9-2	1988.....27-8
1955.....6-5	1989.....29-7
1956.....5-6	1990.....27-11
1957.....9-4	1991.....25-11
1958.....9-6	1992.....22-12
1959.....2-1	1993.....27-7
1960.....7-3	1994.....25-8
1961.....6-3	1995.....28-5
1962.....9-1	1996.....22-11
1963.....6-0	1997.....30-6
1964.....4-1	1998.....26-8
1965.....7-0	1999.....27-5
1966.....10-3	2000.....27-8
1967.....13-4	2001.....25-4
1968.....14-3	2002.....26-7
1969.....15-7	2003.....25-12
1970.....10-6	2004.....21-12
1971.....11-6	2005.....21-14
1972.....11-12	2006.....17-17
1973.....12-7	2007.....22-13
1974.....20-4	2008.....20-15
1975.....16-11	2009.....22-13
1976.....20-8	2010.....30-9
1977.....18-7	2011.....19-14
1978.....19-8	2012.....22-13
1979.....19-4	2013.....22-12
1980.....20-8	2014.....19-16
1981.....17-12	2015.....25-11
1982.....22-8	2016.....19-16
1983.....10-16	(67 seasons)





HEAD COACH BUTCH THOMPSON



BUTCH THOMPSON

30

Butch Thompson was named Auburn's head baseball coach by Auburn Director of Athletics Jay Jacobs on October 22, 2015.

Thompson, who spent three seasons as an assistant coach and recruiting coordinator at Auburn from 2006-08, returned to the Plains after seven seasons at Mississippi State as both associate head coach and pitching coach.

Thompson was named the 2014 Baseball America and American Baseball Coaches Association National Assistant Coach of the Year while at Mississippi State.

Widely regarded as one of the premier pitching coaches in the country, he has had six of his former pitchers make Major League debuts since 2014 including Grant Dayton, Kendall Graveman, Jacob Lindgren, Chris Stratton, Jonathan Holder and Chad Girodo.

In 24 years of coaching at the collegiate level, including 15 in the Southeastern Conference, Thompson has coached seven College World Series participants, including one national champion and a national runner-up, won nine conference championships and made 14 postseason appearances. He has also served as an assistant under three National Coach of the Year recipients.

In seven seasons at MSU, Thompson made four NCAA regional trips, two Super Regionals, won the SEC Tournament and advanced to the College World Series finishing as NCAA runner-up in 2013. In three of the last four seasons, the Bulldogs' staff ERA finished no higher than 3.06. Thompson's 2013 pitching staff was one of two nationally to finish in the top 15 in ERA, strikeouts per nine innings and hits allowed per nine innings.

Thompson is considered one of the top recruiters in the country. Since 2003, he has secured nine recruiting classes that were ranked in the top 10 by either Baseball America or Perfect Game. His classes signed from 2006-08 at Auburn each ranked in the top 18 nationally including the No. 5 class nationally in 2008 which included All-American and SEC Player of the Year Hunter Morris.

Player development has been equally important for Thompson, who has turned 24 student-athletes who went undrafted out of high school into Major League Baseball draft picks.

A native of Amory, Miss., Thompson has coached 24 Division I All-Americans and 30 all-conference honors. Twelve pitchers tutored by Thompson have gone on to pitch in the big leagues.

Thompson had three pitchers drafted in the first 11 rounds of the 2014 MLB Draft, and in 2013 five of his pitchers were drafted including three in the top 10 rounds. He

PERSONAL

Hometown Aberdeen, Mississippi
Wife Robin
Children daughters: Anna, Olivia and Madelyn Gail

EDUCATION

College Birmingham-Southern College (1992)
 UAB (Master's, 1996)

PLAYING EXPERIENCE

1989-90 Itawamba CC
1991-92 Birmingham-Southern College

COACHING EXPERIENCE

1993 **Huntingdon College**
Assistant Coach
1994-96 **Birmingham-Southern College**
Assistant Coach
1997 **Jefferson State (Ala.) CC**
Head Coach
1998-2001 **Birmingham-Southern College**
Assistant Coach
2002-05 **Georgia**
Assistant Coach
2006-08 **Auburn**
Assistant Coach
2009-15 **Mississippi State**
Assistant Coach (2009-12)
Associate Head Coach (2012-15)
2015- **Auburn**
Head Coach

HIGHLIGHTS

- Seven CWS appearances / 14 postseason appearances
- 2013 National Runner-up (Mississippi State)
- 2001 National Champion (Birmingham-Southern)
- 2014 Baseball America/ABCA National Asst. Coach of the Year
- 2006 FCA Coach of the Year
- Coached 12 pitchers who went on to pitch in MLB
- Recruited/Coached 24 pitchers who were drafted out of college that weren't drafted out of HS



added a first round selection in the 2016 draft.

In addition to his experience at Auburn and Mississippi State, Thompson also spent five seasons at Georgia from 2002-05, including a trip to the College World Series in 2004. While there he guided the development of future Major Leaguers Josh Fields, Mitchell Boggs and Brooks Brown.

Thompson launched his coaching career as pitching coach and top assistant at Huntingdon College (Ala.) in 1993, before returning to his alma mater in Birmingham, where he helped lead the Panthers to back-to-back Southern States Conference championships and in 1995 coached BSC to its first NAIA World Series berth.

Thompson left BSC briefly to serve as head coach at Jefferson State Community College in Birmingham in 1997. While at JSCC, he was honored as the Regional Tournament Coach of the Year, the ABCA Alabama Junior College Coach of the Year and the Southeast Region Coach of the Year after guiding JSCC to a 39-21 mark, the AJCAA Region 22 State Championship and a third-place finish in the NJCAA Division II World Series.

He returned to Birmingham-Southern as top assistant the following season, beginning a four-year run during the most successful span in BSC baseball history. The Panthers won 196 games and four TranSouth Conference championships and made three-consecutive appearances in the NAIA World Series. BSC's 2001 team posted a school-best 55-11 mark and captured the NAIA National Championship.

In 2002, Thompson joined the SEC baseball coaching fraternity, beginning a four-year term as pitching coach and recruiting coordinator in Athens. Georgia's 2003 recruiting class was ranked 10th nationally, while capturing the SEC title in 2004 en route to advancing to the NCAA College World Series.

Thompson, honored as the 2006 Fellowship of Christian Athletes SEC Coach of the Year, has shared his expertise as a featured speaker at numerous baseball coaching clinics throughout the United States.

Thompson prepped at Amory (Miss.) High School and later starred as a pitcher at Itawamba (Miss.) Community College from 1989-90. On Oct. 25, 2014, Thompson was inducted into the ICC Athletic Hall of Fame.

He earned a bachelor's degree in history at BSC in 1992 and completed a master's degree in sports administration at UAB in 1996. He is married to the former Robin Ashe of Birmingham, Ala., and they are the parents of three daughters --- Anna, Olivia and Madelyn Gail.

HEAD COACH BUTCH THOMPSON

Coaching Record

Year	School	Title	Record
2016	Auburn	Head Coach	23-33
2015	Miss. State	Assoc. HC	24-30
2014	Miss. State	Assoc. HC	39-24
2013	Miss. State [^]	Assoc. HC	51-20
2012	Miss. State	Assoc. HC	41-24
2011	Miss. State	Asst. Coach	38-25
2010	Miss. State	Asst. Coach	23-33
2009	Miss. State	Asst. Coach	25-29
2008	Auburn	Asst. Coach	28-28
2007	Auburn	Asst. Coach	31-25
2006	Auburn	Asst. Coach	22-34
2005	Georgia	Asst. Coach	30-25
2004	Georgia [^]	Asst. Coach	45-23
2003	Georgia	Asst. Coach	29-26
2002	Georgia	Asst. Coach	33-29
2001	BSC ^{^*}	Asst. Coach	55-11
2000	BSC [^]	Asst. Coach	46-20
1999	BSC [^]	Asst. Coach	49-18
1998	BSC	Asst. Coach	46-13-1
1997	Jeff. St. CC[^]	Head Coach	39-12
1996	BSC	Asst. Coach	49-12
1995	BSC	Asst. Coach	46-16
1994	BSC	Asst. Coach	45-17
1993	Huntingdon	Asst. Coach	27-27

* National Champions

[^] World Series Appearance

"Coach Thompson is widely known and respected as one of the best men in college baseball. He has an outstanding track record as an elite recruiter, and he has been recognized as the best pitching coach in the country. His track record of developing players who have gone on to highly successful careers in baseball is second to none."

- Auburn Athletics Director Jay Jacobs





ASSISTANT COACH

DOUG
SISSON

11

PERSONAL

Hometown Titusville, Fla.
Wife Angela
Children daughters: Tori and Delaney

EDUCATION

College Montevallo (1986)
 Montevallo (Master's, 1988)

PLAYING EXPERIENCE

1982-85 Montevallo

COACHING EXPERIENCE

1987-88 **Montevallo**
Assistant Coach

1989-1991 **Birmingham-Southern**
Assistant Coach

1991-2005 **Minor League Baseball**
Coached 17 seasons at various minor league clubs

2006-07 **Georgia**
Associate Head Coach

2008-12 **Kansas City Royals**
Minor League Coordinator of Instruction (2008-10)
Major League First Base Coach (2011-12)

2013-15 **Chicago White Sox**
Outfield and Base Running Coordinator

2015- **Auburn**
Assistant Coach

HIGHLIGHTS

- Managed or developed more than 50 MLB players including 9x All-Star and 2004 AL MVP Vlad Guerrero
- Contributed to the development of 15 members of 2015 World Series champion Kansas City's roster
- Helped the Royals finish among MLB leaders in base running and stolen bases from 2011-12
- Under Sisson's guidance, Alex Gordon won two consecutive Gold Glove awards (2011-12)
- Royals' Gordon set Major League record with 51 assists in back-to-back seasons
- 2006 College World Series (Georgia)
- Under his tutelage, Georgia led SEC in batting average and home runs in 2006
- Signed 2007 class at UGA that featured 11 players that were ultimately drafted

Doug Sisson, a former Major League coach and 23-year professional baseball coaching veteran is an assistant baseball coach at Auburn. He joined the Tigers' baseball staff before the 2016 season.

In his first season on the Plains in 2016, Auburn hitters posted its best home run total in five years as well as its highest total of extra-base hits since 2012 and a team batting average increase of more than 20 points.

Under Sisson's tutelage, outfielder Anfernee Grier was named an All-American, drafted No. 39 overall by the Arizona Diamondbacks and increased his home run total to 12 as a junior after totaling just two in his first two collegiate seasons.

Outfielder Joshua Palacios was selected in the third round by Toronto and first baseman Niko Buentello was drafted in the 19th round by Detroit.

Sisson joined the Auburn staff following three years in the Chicago White Sox organization as the Minor League outfield and base running coordinator. In 2015, the White Sox finished with 659 stolen bases across five levels of its minor league system — among the top totals in all of MiLB.

In his 23 seasons working in professional baseball, Sisson managed or developed more than 50 current or former Major League players including nine-time All-Star and 2004 American League MVP Vladimir Guerrero.

Before joining the White Sox, Sisson spent five seasons with the Kansas City Royals, two seasons as major league first base coach in charge of outfield and base running (2011-12) and three years as the Minor League Coordinator of Instruction (2008-10).

In that time, Sisson was instrumental in the creation of Kansas City's culture of aggressive offense and strong defense. He contributed in the development and coaching of All-Stars Salvador Perez, Mike Moustakas, Lorenzo Cain, Alcides Escobar and Billy Butler along with Gold Glove winner Eric Hosmer and four-time Gold Glove honoree and three-time All-Star Alex Gordon.

He also played a key role in Kansas City's base running tactics that resulted in Kansas City finishing among the league leaders in stolen bases in 2011 and 2012. Under Sisson's guidance, Gordon (2011, 20) and Jeff Francoeur (2012, 19) finished as the American League leaders in outfield assists.

Sisson has managed or coached in the minor league organizations of the Texas Rangers (1991-94), Montreal Expos (1995-2000), the St. Paul Saints (2001 Independent League), Anaheim Angels (2002), the Nationals (2003-05), as well as Kansas City (2007-12) and Chicago [AL] (2013-15).

From 2006-07, Sisson enjoyed a successful run in the college ranks. He served as associate head coach and hitting coach at the University of Georgia for two seasons, including a trip to the 2006 College World Series. Under Sisson's tutelage as hitting coach, the Bulldogs went from worst to first in batting average in 2006 finishing the season with a team mark of .309 and led the SEC in home runs with 78. Additionally, Gordon Beckham was named a 2007 Golden Spikes finalist and selected in the first round of the 2007 draft by the Chicago White Sox.

In his role as recruiting coordinator for the Bulldogs, Sisson's 2007 class featured 11 players that were ultimately drafted, the highest total from a single recruiting class in Georgia baseball history.

Georgia was Sisson's third stint as a college coach. He began his coaching career in 1987, spending two seasons as an assistant at Montevallo which won a conference title in 1988. From 1988-91, he was an assistant coach at Birmingham-Southern, which won the conference championship in his final year.

A native of Titusville, Fla., Sisson played collegiately at the University of Montevallo and earned a bachelor's degree in mass communications from there in 1986 and a masters in physical education in 1988.

Sisson and his wife Angela have two daughters, Tori and Delaney.



ASSISTANT COACH



BRAD BOHANNON

14

PERSONAL

Hometown Rome, Ga.
Wife Kim

EDUCATION

College Berry College (1998)
Wake Forest (Master's, 2002)

PLAYING EXPERIENCE

1993-94 Vanderbilt
1995 Georgia Tech
1996-97 Berry College

COACHING EXPERIENCE

2001-02 **Wake Forest**
Assistant Coach
2004-15 **Kentucky**
Assistant Coach (2004-05)
Recruiting Coordinator (2005-15)
2015- **Auburn**
Assistant Coach

HIGHLIGHTS

- 2015 Baseball America/ABCA Assistant Coach of the Year
- 69 Kentucky players recruited and coached by Bohannon were selected in the MLB Draft or signed as a free agent
- In 2012, nine of Bohannon's recruits were selected in the MLB Draft (second most in all of college baseball)
- Signed and coached 2014 Golden Spikes winner AJ Reed
- Signed seven Top 25 recruiting classes at Kentucky, with the 2008 group being ranked #4 in the nation
- Won 2006 SEC Championship at Kentucky

Brad Bohannon, the 2015 Baseball America and American Baseball Coaches Association National Assistant Coach of the Year, is an assistant coach with the Auburn baseball program. He joined the Auburn staff prior to the 2016 season.

Prior to moving to the Plains, Bohannon spent 12 seasons at the University of Kentucky from 2004-15, where he assisted in overseeing the best 11-year run in program history. He served as an assistant coach and recruiting coordinator while working with the outfielders and serving as third-base coach during his stint at Kentucky.

A native of Rome, Ga., Bohannon moved to UK before the 2004 season after two seasons at Wake Forest, serving as an assistant coach on John Cohen's staff from 2004-08 and as the recruiting coordinator/infield coordinator for Gary Henderson from 2009-15.

Bohannon helped guide the Wildcats to their first SEC Championship in program history, the first NCAA Regional held in Lexington and three record-breaking win seasons including 2012's 45-win mark, a program record.

A total of 69 Kentucky players were selected in the MLB Draft or signed as a free agent, a program best, from Bohannon's time as UK's recruiting coordinator. In 2012, nine of his recruits were picked in the MLB Draft, a new school record, marking the second-most in the NCAA.

One of Bohannon's most prized recruits was former Kentucky star AJ Reed, the 2014 Golden Spikes Award winner and consensus national player of the year. Bohannon spotted Reed as a projectable youth talent and brought him to Kentucky for a freshman All-America season in 2012. A two-way star, Reed then led the NCAA in homers and slugging percentage as a junior, also leading the Southeastern Conference in pitching wins, a first in the storied history of the league.

Bohannon welcomed the top recruiting classes in the 117-year history of the Kentucky program, as the 2008 group was ranked No. 4 in the nation by Baseball America and his 2009 class was tabbed No. 6 by Collegiate Baseball. Bohannon's Kentucky classes were annually ranked among the NCAA's best, with top groups in 2006 (No. 21), 2007 (No. 31), 2010 (No. 16), 2012 (No. 25), 2013 (No. 11), 2014 (No. 25) and 2015 (No. 14).

Bohannon had a big hand in turning around a Kentucky program that was the first SEC team ever to go from 'worst-to-first' in one year, claiming the school's first SEC title in 2006. The 2006 campaign saw the Wildcats win a school-record 44 games and host the school's first NCAA Regional Tournament. The 2007 club finished with 34 wins and the 2008 club totaled 44-wins and an appearance in the Ann Arbor NCAA Regional Championship game.

At Wake Forest, Bohannon worked primarily with the outfielders and base runners while also assisting with the hitters. During his two seasons there, the Demon Deacons posted team batting averages of .330 and .321, respectively. The 2001 Wake Forest club won the ACC championship and the Demon Deacons made the NCAA Tournament during both of Bohannon's seasons.

Bohannon graduated with a degree in finance from Berry College in 1998, and went on to earn his Master's degree in business administration from Wake Forest in 2002. He played collegiately at Vanderbilt and Georgia Tech, before concluding his career at Berry.

During the summer of 2005, Bohannon managed the Southern Ohio Copperheads of the Great Lakes Summer Collegiate League.

Bohannon is married to the former Kim Traylor of Georgetown, Ky.





VOLUNTEER ASSISTANT



GREG DRYE

42

PERSONAL

Hometown Long Beach, Miss.
Wife Priscilla
Children daughters: Dylan and Dair Katherine

EDUCATION

College Southern Miss (1998)
 Delta State (Master's, 2000)

PLAYING EXPERIENCE

1993-95 Mississippi Gulf Coast CC
1996 Baylor

COACHING EXPERIENCE

1999-2000 **Delta State**
Graduate Assistant
2001-04 **Long Beach (Miss.) High School**
Assistant Coach
2005-15 **Mississippi State**
Administrative Assistant (2005-08)
Asst. Strength Coach (2009-12)
Director of Baseball Operations (2013-15)
2015- **Auburn**
Volunteer Assistant

HIGHLIGHTS

- 2013 National Runner-up (Mississippi State)
- Won back-to-back GSC titles at Delta State (1999 and 2000)

Greg Drye is the volunteer coach with the Auburn baseball program working primarily with the pitching staff. He joined the Auburn Family in 2016.

Drye came to Auburn following 11 seasons at Mississippi State beginning in 2005 during which time he served as Coordinator of Baseball Operations and also as administrative assistant.

In his position as Coordinator of Baseball Operations, Drye assisted with baseball strength and conditioning as well as coordinating team travel and equipment, directing the team's video operations as well as overseeing various aspects of day-to-day operations.

From 2009-12, Drye served as an administrative assistant in the Mississippi State baseball office. In that role, he handled a wide array of duties and assisting with the team's advancement to the championship of the 2005 SEC Tournament and the 2007 NCAA College World Series.

During his time as administrative assistant with baseball, Drye also served as an instructor in the physical education department at Mississippi State.

Prior to his arrival at MSU, Drye served as a graduate assistant coach at Delta State. Drye coached the outfielders and helped guide DSU to two Gulf South Conference titles and a pair of trips to the NCAA Division II South Regional in 1999 and 2000.

A native of Long Beach, Miss., Drye played collegiately at Mississippi Gulf Coast Community College, where he earned MJCAA all-state honors as an infielder before completing his playing career at Baylor.

Drye earned his undergraduate degree in coaching and sports administration from Southern Miss in 1998, as well as a graduate degree in physical education, health and recreation at Delta State.

He is married to the former Priscilla Giachelli of Blue Spring, Miss. Drye has two daughters, Dylan and Dair Katherine.

SUPPORT STAFF

Support Staff



Blake Beck
Player Dev. & Data Analyst



Taylor Bryan
Communications Director



Gloria Caples
Marketing Director



Randall Dickey
Athletic Administrator



Bob Grant
Event Manager



Brian Maddox
Equipment Manager



Hunter Morris
Student Coach



Stephanie O'Neill
Sports Dietician



Kalani Peirce
Administrative Assistant



Dr. Kirsten Perkins
Academic Counselor



Brett Price
Strength & Conditioning



Jeremy Roberts
Assoc. AD/Sport Administrator



Scott Shepherd
Team Chaplain



Cullen Wacker
Student Coach

Athletic Training Staff



Joe-Joe Petrone
Director of Sports Medicine



Sean Stryker
Athletic Trainer



Joel Wiggins
Athletic Trainer Intern



Zach Willard
Head Groundskeeper



Jon Bailey
Assistant Groundskeeper

Grounds Crew

Medical Staff



Dr. Michael Goodlett
Team Physician



Dr. James Andrews
Orthopaedic Surgeon



Dr. Siraj Abdullah
Associate Primary Care Team Physician



Dr. Jos Edison
Associate Primary Care Team Physician



Dr. John Jones
Primary Care Sports Medicine Fellow



Dr. Jesse Pace
Associate Team Orthopaedic Surgeon



David Walsh
Manager of Physical Therapy

Student Managers



Link Burns
Manager



Russell Griffin
Manager



Braden Housel
Manager



Peyton Mask
Manager



Connor Pendleton
Manager



Connor Webster
Manager



ADMINISTRATION



Jay Gogue

Auburn University President

Jay Gogue's Auburn career started long before he was selected as the university's 18th president. The Waycross, Georgia, native earned Auburn bachelor's and master's degrees in horticulture before earning a doctorate in that field from Michigan State University.

Since returning as president in July 2007, Dr. Gogue has worked to improve the academic strength of Auburn's student body and encouraged research and outreach.

Under his leadership, Auburn is implementing a strategic plan focused on enhancing student success, supporting faculty excellence, strengthening public engagement, and promoting research, scholarship and creative work.

In addition to fulfilling duties as Auburn's president, Dr. Gogue enjoys maintaining a connection with students in the classroom. He teaches a graduate course in higher education administration where students learn university governance, leadership, budgeting and more.

Dr. Gogue was selected in 2013 for the Michigan State University Distinguished Alumni Award. In 2012, he was inducted into the Alabama Academy of Honor, a group of 100 Alabamians "chosen for accomplishment or service greatly benefiting or reflecting great credit on the State." He held a 2012 appointment to the U.S. Department of Homeland Security's academic advisory council. Other memberships include Phi Kappa Phi and Golden Key honor societies, Sigma Xi scientific research society, and the National Society of Scabbard and Blade, the honorary military society for all branches of service.

He began his career at the U.S. Department of the Interior, where he worked for 12 years. Prior to returning to Auburn, he held a number of academic and administrative positions, starting at Texas A&M University as an assistant professor teaching and conducting research in plant science. Dr. Gogue later served as vice president for research and vice president/vice provost for agriculture and natural resources at Clemson University and as provost at Utah State University. He was selected as president of New Mexico State University in 2000. In 2003, he was named president of the University of Houston and chancellor of the University of Houston System.

Dr. and Mrs. Susie Gogue first met in the 8th grade. They married while both were Auburn undergraduates. They have three children, one grandchild and two dogs.



Jay Jacobs

Athletics Director

As the steward of an elite athletics program, Jay Jacobs is focused on providing the best student-athlete experience in the nation. Jacobs' commitment to the Auburn Family centers on academic excellence, athletic success, institutional compliance and control, the gameday experience, facility enhancements and donor support.

Under Jacobs' leadership, Auburn has claimed 12 national championships and 26 conference titles. The football program claimed the BCS National Championship in 2010, while the 2013 football team advanced to the BCS National Championship Game for the second time in four years.

Revenue has grown from \$46 million to more than \$130 million during Jacobs' tenure as AD, allowing for investment in numerous facility projects benefitting Auburn's student-athletes and the Auburn Family. Major projects completed under Jacobs' watch in recent years include the state-of-the-art Auburn Arena and basketball practice facility, a \$16 million 100-yard indoor practice facility and a \$6 million Wellness Kitchen giving Auburn one of the finest dining facilities and athlete nutrition programs in the country.

Jacobs announced historic agreements over the past year with apparel provider Under Armour and multimedia rights holder FOX Sports. The lucrative contracts will strengthen Auburn Athletics financially for the coming years while growing the Auburn brand nationally and further enhancing the best student-athlete experience in the nation.

Jacobs became Auburn's 14th Director of Athletics in 2005 after working in almost every area of the Auburn Athletics Department for the previous 20 years. Jacobs earned his undergraduate and master's degrees in business administration from Auburn in 1985 and 1988 respectively and is a two-time graduate of the Harvard Business School Leadership Best Practices program. The former Auburn football walk-on earned two letters as an offensive tackle in 1982 and 1983. Jacobs is a member of the Auburn chapter of Phi Kappa Phi honorary. He currently serves as Chair of the Southeastern Conference Athletics Directors and is a member of the NCAA Division I Strategic Vision and Planning Committee.

Jacobs is married to the former Angie Sapp of Dublin, Ga. The couple has three daughters, Haley, Meagan and Jayne. They are also foster parents.



KEVIN DAVIS

10

POSITION
Right-Handed Pitcher

CLASS
Redshirt Junior

BATS / THROWS
R/R

HEIGHT - WEIGHT
6-1 - 197

EXPERIENCE
2L

HOMETOWN
Brewton, Ala.

HIGH SCHOOL
T.R. Miller

2016 – JUNIOR YEAR
Redshirted the season due to injury

2015 – SOPHOMORE YEAR
Saw action in nine games with three starts ... Recorded 13 strikeouts ... Only allowed 6 hits ... Total play time of 9.2 innings pitched ... First win came with posting five strikeouts and only one hit at home against Radford (2/22) ... Struck out last batter looking to pick up a save at home against Xavier (3/08)

2014 – FRESHMAN YEAR
Saw action in three games as a freshman ... Posted an ERA of 5.40 in three games (two starts) ... Got win in career debut in a pre-determined 3.0 inning start vs. Alabama A&M (2/25) ... Also pitched against Coppin State and Ole Miss.

HIGH SCHOOL
Played at T.R. Miller High School in Brewton, Ala., for coach Jim Hart ... Rated the No. 3 overall player in Alabama and No. 2 pitcher by Perfect Game ... Ranked as the No. 81 overall high school prospect in the nation and the 22nd-best pitcher ... Pitched for the USA Baseball 18U team in South Korea in 2012, helping the USA to a gold medal ... Was the winning pitcher vs. Japan in semifinals ... 2013 Rawlings Second-Team All-America ... 2011 and 2012 Perfect Game Underclass All-America ... High school record was 22-7 with a 0.95 ERA ... Had 460 strikeouts in 199.0 career innings pitched ... Summer team was East Cobb Braves with coach Kevin Baldwin ... Named East Cobb Pitcher of the Year ... Also played football in high school.

PERSONAL
Kevin Joseph Davis ... Parents are Jayson and Kelley Davis ... Has a brother, Kyle, who plays baseball at UAB ... Completed undergraduate degree in August 2016 ... Currently studying in College of Education.

DAVIS AT A GLANCE	
CAREER RECORD	
at Plainsman Park.....	2-2
On Road.....	0-0
vs. SEC.....	0-0
vs. SEC West.....	0-0
vs. SEC East.....	0-0
CAREER HIGHS	
Innings.....	3.2, vs. Radford (2/22/15)
Hits.....	2, three times
Runs.....	3, three times
Earned Runs.....	3, three times
Walks.....	4, three times
Strikeouts.....	5, vs. Radford (2/22/15)
Pitches.....	64, vs. Radford (2/22/15)

KEVIN DAVIS' CAREER APPEARANCES																			
* - Starter																			
2014 - FRESHMAN YEAR																			
Date	Opp (Res.)	DEC	QS	IP	H	R	ER	BB	SO	HR	ERA	PIT/STK							
2/25	*ALABAMA A&M (W, 7-3)	W	-	3.0	2	2	2	4	1	1	6.00	49/24							
3/19	*COPPIN STATE (W, 13-2)	-	-	1.0	1	1	1	4	0	0	6.75	37/16							
4/5	at Ole Miss (L, 0-6)	-	-	1.0	0	0	0	2	1	0	5.40	20/8							
2015 - SOPHOMORE YEAR																			
Date	Opp (Res.)	DEC	QS	IP	H	R	ER	BB	SO	HR	ERA	PIT/STK							
2/14	BINGHAMTON (L, 5-11)	L	-	0.0	0	2	2	1	0	0	99.00	5/0							
2/17	at South Alabama (L, 4-7)	-	-	1.0	0	0	0	0	1	0	18.00	16/7							
2/22	*RADFORD (W, 6-0)	W	-	3.2	1	0	0	3	5	0	3.86	64/36							
3/1	*JACKSONVILLE STATE (L, 10-9)	-	-	1.0	2	3	3	3	1	0	7.94	34/18							
3/8	XAVIER (W, 10-6)	S	-	0.1	0	0	0	1	1	0	7.50	13/6							
3/10	*SAMFORD (L, 7-0)	L	-	3.0	1	3	3	4	4	0	8.00	54/28							
3/21	VANDERBILT (L, 5-10)	-	-	0.0	0	0	0	2	0	0	8.00	14/6							
3/31	at Samford (W, 9-4)	-	-	0.0	0	0	0	1	0	0	8.00	4/0							
4/15	ALABAMA A&M (W, 10-5)	-	-	0.2	2	3	3	2	1	0	10.24	26/12							

ALL GAMES

Year	ERA	W	L	App	GS	CG	SHO	CBO	SV	IP	H	R	ER	BB	SO	2B	3B	HR	BF	B/Avg	WP	HBP	BK	SFA	SHA			
2014	5.40	1	0	3	2	0	0	0	0	5.0	3	3	3	10	2	1	0	1	27	.231	1	0	0	2	2			
2015	10.24	1	2	9	3	0	0	1	1	9.2	6	11	11	17	13	1	0	0	54	.171	1	1	0	0	1			
2016					REDSHIRTED																							
TOTAL	8.59	2	2	12	5	0	0	1	1	14.2	9	14	14	27	15	2	0	1	81	.188	2	1	0	2	2			

SEC GAMES ONLY

Year	ERA	W	L	App	GS	CG	SHO	CBO	SV	IP	H	R	ER	BB	SO	2B	3B	HR	BF	B/Avg	WP	HBP	BK	SFA	SHA			
2014	0.00	0	0	1	0	0	0	0	0	1.0	0	0	0	2	1	0	0	0	5	.000	0	0	0	0	0			
2015	0.00	0	0	1	0	0	0	0	0	0.0	0	0	0	2	0	0	0	0	2	.000	0	0	0	0	0			
2016					REDSHIRTED																							
TOTAL	0.00	0	0	2	0	0	0	0	0	1.0	0	0	0	4	1	0	0	0	7	.000	0	0	0	0	0			





BO DECKER

35

POSITION
Outfielder

2016 – SENIOR YEAR
Redshirted

CLASS
Redshirt Senior

2015 – JUNIOR YEAR

Appeared in 20 games with nine starts ... Hit .243 on the season with a .302 OBP ... Hit .312 in nine appearances during SEC play ... Had three hits with three runs and three RBI in the Binghamton series to start the season ... Went 1-for-3 with an RBI against LSU (4/10) ... Picked up a pinch-hit double and drove in a run against Georgia (4/25) ... Started twice in the South Carolina series picking up two hits

BATS / THROWS
R/R

HEIGHT - WEIGHT
6-1 - 195

JUNIOR COLLEGE

Played at Seminole State College of Florida in Sanford, Fla. ... Batted .317 with one home run and 11 RBI in 2014 ... Also scored 22 runs with four stolen bases ... Played in 37 games ... Spent freshman season in 2013 at the University of Central Florida ... Reached base safely three times, grabbed his first hit with two RBI during his first collegiate start against Jacksonville ... Went 2-for-5 with four RBI to pace the offense in a 12-10 extra innings win over UAB ... Added two key hits in a 4-3 win over Southern Miss ... Hit his first career double in the second inning and came around to score at Memphis.

EXPERIENCE
1L

PREVIOUS SCHOOL
Seminole State (Fla.)

HOMETOWN
Clermont, Fla.

HIGH SCHOOL

Drafted in the 39th round by the New York Yankees in the 2012 MLB Draft ... Played for head coach David Bultema at East Ridge High School and was a four-year letterwinner ... Finished second all-time at East Ridge with a .352 career batting average ... Selected to the Rawlings All-America Second Team ... Voted to the All-Central Florida and All-Lake County Baseball Teams ... Was the team MVP his senior season after hitting .385 with two home runs and nine doubles ... Played summer ball with the Orlando Scorpions and placed second in the 2011 WWBA World Championship game ... In 2011, attended the Perfect Game National Underclass Invitational and was named to the Bright House Networks All-Central Florida Team.

HIGH SCHOOL
East Ridge

PERSONAL

Born in Orlando, Fla. ... Son of Angela and Daniel Decker ... Has two sisters, Whitney and Hannah, and one brother, Gary ... received degree in December 2016 ... currently studying in the college of education

CAREER HIGHS	
At Bats:	4, three times
Runs:	2, vs. Binghamton (2/15/15)
Hits:	2, vs. Binghamton (2/13/15)
RBI:	3, vs. Binghamton (2/15/15)
Doubles:	1, four times
Triples:	None
HR:	None
Hit Streak:	3 (2015)
Reach Base:	7 (2015)

MULTI-HIT GAMES					
Year	2	3	4	5+	Total
2015	1	-	-	-	1
Totals	1	--	--	--	1

MULTI-RBI GAMES					
Year	2	3	4	5+	Total
2015	1	1	-	-	2
Totals	1	1	--	--	2

ALL GAMES

Year	Avg	GP	GS	AB	R	H	2B	3B	HR	RBI	TB	SLG%	BB	HBP	SO	GDP	OB%	SF	SH	SB	ATT	PO	A	E	FLD%
2015	.243	20	9	37	6	9	4	0	0	8	13	.351	3	1	9	0	.302	2	0	0	1	25	1	1	.963
2016							REDSHIRTED																		
CAREER	.243	20	9	37	6	9	4	0	0	8	13	.351	3	1	9	0	.302	2	0	0	1	25	1	1	.963

SEC GAMES ONLY

Year	Avg	GP	GS	AB	R	H	2B	3B	HR	RBI	TB	SLG%	BB	HBP	SO	GDP	OB%	SF	SH	SB	ATT	PO	A	E	FLD%
2015	.313	9	4	16	0	5	1	0	0	2	6	.375	0	0	5	0	.313	0	0	0	1	15	0	0	1.000
2016							REDSHIRTED																		
CAREER	.313	9	4	16	0	5	1	0	0	2	6	.375	0	0	5	0	.313	0	0	0	1	15	0	0	1.000



SAM GILLIKIN

31

POSITION
Outfielder

2016 - SENIOR YEAR
Redshirted

CLASS
Redshirt Senior

2015 - JUNIOR YEAR

BATS / THROWS
L/R

Played in 54 games with 30 starts ... batted .271 for the season with one home run and 10 RBI ... held a .364 on-base percentage ... perfect 5-for-5 on stolen bases ... four doubles and one triple ... two outfield assists ... four multi-hit games ... Saw time in left field, right field and as the designated hitter ... hit .250 in SEC action ... started 14 times in league play ... Doubled on opening day against Binghamton (2/13) ... 2-for-2 as the DH vs. Binghamton (2/14) ... RBI single vs. Georgia Tech (2/24) ... 4-for-4 in Xavier series ... 2-for-4 with a homer at Texas A&M (3/15) ... 2-for-2 vs. Georgia State (4/8) ... pinch-hit RBI double vs. Alabama A&M (4/15) ... game winning 3-run triple vs. Georgia (4/24) ... RBI single at South Carolina (5/2) ... 1-for-3 in regional win over Mercer (5/30)

HEIGHT - WEIGHT
6-2 - 198

2014 - SOPHOMORE YEAR

Appeared in 24 games with 15 starts ... Hit .214 with five doubles and four RBI on the season ... Made first appearance of season vs. Coppin State (3/18), started in right field... Went 1-for-1 at the plate ... Started all three games at Tennessee ... Started in right field vs. Kennesaw State (3/25), went 3-for-3 with 2 doubles, 3 runs scored and 2 RBI ... Started 2 of 3 games at Ole Miss ... Returned to starting lineup in Sunday game vs. Mississippi State (5/4) ... Had two doubles and an RBI in 6-5 win over UAB (5/13) ... Was perfect in 30 outfield chances

EXPERIENCE
3L

HOMETOWN
Hoover, Ala.

HIGH SCHOOL
Hoover

2013 - FRESHMAN YEAR

Appeared in 30 games, earning 14 starts as a freshman ... Opening day starter in right field ... Batted .159 with 3 RBI and 8 runs scored ... Started in right field for 13 games and started once at designated hitter ... Appeared as a pinch-runner in nine games ... Had a 1.000 fielding percentage with no errors on 26 chances; also had an assist when he doubled off a runner at first against Maine (2/17) ... Robbed a Maine player of a three-run homer by going over the right-field wall to end the top of the fifth in the season-opener (2/15) ... Hit safely in each of his first four games and six of his first seven ... Named to SEC Academic Honor Roll.

HIGH SCHOOL

Played for Rick Davis at Hoover ... 33rd Rd. draft pick (1,019th overall) of the Atlanta Braves in 2012 ... Ranked 105th high school prospect by Perfect Game ... Ranked 169th draft prospect by Baseball America ... Also played for Rookie Gage and the Hoover Baseball Club ... Hit .453 with 16 doubles, six home runs and 36 RBI as a senior ... Also stole 25 bases ... 2012 Baseball America Second Team All-America ... 2012 ASWA All-State 6A First Team outfielder ... 2012 Hoover Area Player of the Year ... Hit .372 with six home runs and 36 RBI, stealing 21 bases in 2011 ... 2011 Under Armour All-American Game ... 2011 AHSA North All-Star ... 2011 First Team Birmingham All-Metro and All Over The Mountain ... 2011 ESPN Fab 50 Player of the Week (football) ... East Coast Pro Showcase Invitee.

PERSONAL

Samuel Christopher Gillikin ... Son of Chad and Kim Gillikin ... Has a brother, Jake ... Both of his parents and his brother are Auburn graduates ... Father played football at Auburn ... Completed undergraduate degree in May, 2016 ... Graduate work in School of Business.

CAREER HIGHS					
At Bats:	5	two times		
Runs:	3	vs. Kennesaw State (3/25/14)		
Hits:	3	vs. Kennesaw State (3/25/14)		
RBI:	3	vs. Georgia (4/25/15)		
Doubles:	2	2x, vs. UAB (2/13/14)		
Triples:	-			
HR:	1	at Texas A&M (3/15/15)		
Hit Streak:	4	(2014)		
Reach Base:	4	(2015)		

MULTI-HIT GAMES					
Year	2	3	4	5+	Total
2013	-	-	-	-	-
2014	1	1	-	-	2
2015	4	-	-	-	4
Totals	5	1	--	--	6

MULTI-RBI GAMES					
Year	2	3	4	5+	Total
2013	-	-	-	-	-
2014	1	-	-	-	1
2015	-	1	-	-	1
Totals	1	1	--	--	2

ALL GAMES

Year	Avg	GP	GS	AB	R	H	2B	3B	HR	RBI	TB	SLG%	BB	HBP	SO	GDP	OB%	SF	SH	SB	ATT	PO	A	E	FLD%
2013	.159	30	14	44	8	7	1	0	0	3	8	.182	4	0	19	0	.220	2	3	1	4	25	1	0	1.000
2014	.214	24	15	56	5	12	5	0	0	4	17	.304	6	1	14	1	.302	0	1	0	1	30	0	0	1.000
2015	.271	54	30	96	8	26	4	1	1	10	35	.365	13	1	30	1	.364	0	2	5	5	39	2	0	1.000
2016																									
TOTAL	.230	108	59	196	21	45	10	1	1	17	60	.306	23	2	63	2	.314	2	6	6	10	94	3	0	1.000

SEC GAMES ONLY

Year	Avg	GP	GS	AB	R	H	2B	3B	HR	RBI	TB	SLG%	BB	HBP	SO	GDP	OB%	SF	SH	SB	ATT	PO	A	E	FLD%
2013	.000	13	5	15	1	0	0	0	0	0	0	.000	1	0	10	0	.063	0	1	0	1	5	0	0	1.000
2014	.146	17	11	41	1	6	1	0	0	1	7	.171	2	1	9	0	.205	0	1	0	0	21	0	0	1.000
2015	.250	26	14	44	6	11	1	1	1	6	17	.386	7	1	13	1	.365	0	2	2	2	19	2	0	1.000
2016																									
TOTAL	.170	56	30	100	8	17	2	1	1	7	24	.240	10	2	32	1	.259	0	4	2	3	45	2	0	1.000





DAMON HAECKER

6

POSITION

Infielder/Catcher

CLASS

Senior

BATS / THROWS

S/R

HEIGHT - WEIGHT

5-11 - 187

EXPERIENCE

3L

HOMETOWN

Altamonte Springs, Fla.

HIGH SCHOOL

Lake Brantley

2016 -- JUNIOR YEAR

Played in 45 games with 40 starts ... Made starts at four positions ... four at second base, 22 at third base, 12 at shortstop and two at DH ... Batted .248 on the season with four doubles, one triple, one homer and 21 RBI ... 6-for-8 in stolen bases ... drew 23 walks on the season and was hit by a pitch seven times ... Batted .284 in SEC action with 13 RBI ... team-high .461 on-base in league play ... nine 2-out RBI ... eight multi-hit games and six multi-RBI games ... two hits and three runs vs. Southern (2/26) ... pinch-hit 2-RBI double at Arkansas (3/26) ... Two hits vs. Alabama in Montgomery (3/29) ... two RBI at Mizzou (4/7) ... Drove in two vs. Tennessee on 4/14 and 4/16 ... reached base nine times in Tennessee series ... 3-run homer vs. South Alabama (4/26) ... Two 3-hit games in Kentucky series ... Batted .700 (7-for-10) vs. the Wildcats ... Two hits vs. Troy (5/10) ... Hit .375 in Ole Miss series ... Auburn's all-time leader with 29 career HBP

2015 -- SOPHOMORE YEAR

Played in all 62 games while starting 61 ... Eight of those starts he switched positions to help the team ... 19 starts came at 2B ... Nine starts came at 3B ... 33 starts came in the outfield ... Posted a .271 batting average ... Recorded a .341 Slugging percentage ... Was walked a team high 40 times ... Only home run was the winning run at home against Florida A&M (4/21) ... Recorded 22 RBI ... Second on team with two triples ... Had an eight game hitting streak stretching from (4/29 - 5/12) ... Recorded three hits with two RBI in four at bats against Ole Miss (4/17) ... Had two hits on three at bats including a double and an RBI against rival Alabama (5/09)

2014 - FRESHMAN YEAR

Started all 56 games; nine at second base, 47 at shortstop ... Hit .259 in 56 games ... Led the team with 35 walks ... Second on team with 13 hit-by-pitch for the season, which ranks seventh all-time at Auburn ... Stole 11 bases ... Had 10-game hitting streak from March 29-April 15 ... Only Auburn player to start and appear in every game in 2014 ... Went 2-4 with an RBI in career debut vs. Indiana State (2/14) ... Also 2-4 with an RBI and a stolen base vs. Alabama State (3/12) ... In Texas A&M series, was .333 (3-9) with a double, a walk, hit by pitch and a run scored ... In two games vs. Coppin State (3/18-19), went 4-5 with 3 RBI and 3 runs scored ... Hit .455 in Kentucky series (5-11) with 3 walks; on-base percentage of .571 for weekend (5/9-11)

HIGH SCHOOL

Played at Lake Brantley High School ... Was an all-conference and all-district selection as a junior and a senior ... Team defensive MVP all four years ... Helped team to Florida state title in 2013 ... Also played football, where he was all-conference and all-district as a quarterback and kicker.

PERSONAL

Damon Jared Haecker ... Parents are Mark and Wende Haecker ... Has three siblings, Chase, Brett and Aidan ... Studying in the University College

CAREER HIGHS	
At Bats:	6, vs. Southern (2/26/16)
Runs:	3, two times
Hits:	3, five times
RBI:	3, four times
Doubles:	1, 16 times
Triples:	1, three times
HR:	1, two times
Stolen Bases:	2, two times
Hit Streak:	10 (2014)
Reach Base:	14 (two times)

MULTI-HIT GAMES					
Year	2	3	4	5+	Total
2014	9	2	-	-	11
2015	14	2	-	-	16
2016	6	2	-	-	8
Totals	29	6	--	--	35

MULTI-RBI GAMES					
Year	2	3	4	5+	Total
2014	1	2	-	-	3
2015	3	-	-	-	3
2016	4	2	-	-	6
Totals	8	4	--	--	12

ALL GAMES

Year	Avg	GP	GS	AB	R	H	2B	3B	HR	RBI	TB	SLG%	BB	HBP	SO	GDP	OB%	SF	SH	SB	ATT	PO	A	E	FLD%
2014	.259	56	56	189	24	49	4	0	0	17	53	.280	35	13	32	1	.404	3	7	11	18	99	159	14	.949
2015	.271	62	61	214	35	58	8	2	1	22	73	.341	40	9	37	3	.404	2	4	1	8	98	74	5	.972
2016	.248	45	40	145	17	36	4	1	1	21	45	.310	23	7	25	4	.377	0	0	6	8	45	97	18	.888
TOTAL	.261	163	157	548	76	143	16	3	2	60	171	.312	98	29	94	8	.397	5	11	18	34	242	330	37	.939

SEC GAMES ONLY

Year	Avg	GP	GS	AB	R	H	2B	3B	HR	RBI	TB	SLG%	BB	HBP	SO	GDP	OB%	SF	SH	SB	ATT	PO	A	E	FLD%
2014	.250	30	30	104	11	26	2	0	0	6	28	.269	16	6	18	0	.381	0	2	4	9	48	82	10	.929
2015	.236	30	30	106	13	25	5	1	0	8	32	.302	16	3	22	1	.349	1	1	0	5	51	22	2	.973
2016	.284	23	21	67	8	19	3	1	0	13	24	.358	17	5	16	1	.461	0	0	4	6	24	42	9	.880
TOTAL	.253	83	81	277	32	70	10	2	0	27	84	.303	49	14	56	2	.390	1	3	8	20	123	146	21	.928



GABE KLOBOSITS

40

POSITION
Right-Handed Pitcher

CLASS
Senior

BATS / THROWS
R/R

HEIGHT - WEIGHT
6-7 - 249

EXPERIENCE
1L

PREVIOUS SCHOOL
Galveston

HOMETOWN
Katy, Texas

HIGH SCHOOL
Pope John XXIII

out 34 batters in 24.1 innings ... Ranked 66th in the ESPN100 as a senior in 2013 ... Ranked No. 183 in Texas as a senior

PERSONAL

Full name: Gabriel Michael Klobosits ... Son of Terry and Michael Klobosits ... Has one brother, Clint ... Born in Houston, Texas ... Father played baseball at Adelphi University ... Studying in College of Business

2016 - JUNIOR YEAR

Appeared in team-high 21 games ... Made three starts ... Recorded a 4.70 ERA ... 3-5 record ... Struck out 44 in 44.0 innings pitched ... Pitched in 11 SEC games with 18 strikeouts in 21.1 innings ... Allowed four runs on four hits and four walks in a three inning start on 2/21 ... Allowed five runs on seven hits in second start to take the loss ... Struck out three in 1.2 hit-less innings out of the bullpen against No. 9 Georgia Tech on 3/8 ... Turned in his best outing with 7.0 innings out of the pen to lead Auburn to victory over #2 Texas A&M (3/19) ... Struck out eight with two walks and scattered five hits ... Pitched 3.0 innings over two appearances in Arkansas series ... Struck out the side vs. Georgia State (4/5) ... Scoreless inning at Kennesaw St. (4/12) ... Got the win with two innings of relief against Tennessee ... Five strikeouts in two innings against ASU (4/19) ... Dominant in 8.0 innings against Troy (5/10) ... Scattered seven hits with one run and strike outs ... Did not issue a walk in first start since Feb. 28 ... 4.2 IP vs. #12 Vanderbilt (5/19)

JUNIOR COLLEGE

Played for Chris Joblin at Galveston College in Galveston, Texas ... Posted a 7-2 record in 13 appearances with a 2.33 ERA as a sophomore ... Also had 82 strikeouts in 77.1 innings pitched ... Drafted in the 25th round (No. 764 overall) of the 2014 MLB First-Year Player Draft by the Boston Red Sox ... Made 16 appearances as a freshman with a 8-0 record ... Recorded an ERA of 0.85 with 42 strikeouts in 31.2 innings ... Named No. 53 junior college prospect in country by Perfect Game ... All-Region selection in 2015

HIGH SCHOOL

Prepped at Pope John XXIII in Katy, Texas for Justin Griner ... Posted a 0.86 ERA as a senior ... Struck

KLOBOSITS AT A GLANCE

CAREER RECORD

at Plainsman Park.....	3-1
On Road / Neutral Site.....	0-3
vs. SEC.....	2-3
vs. SEC West.....	1-3
vs. SEC East.....	1-0

CAREER HIGHS

Innings.....	9.0, four times
Hits.....	10, at Texas A&M (3/13/15)
Runs.....	6, three times
Earned Runs.....	5, three times
Walks.....	4, two times
Strikeouts.....	12, vs. Alabama (3/3/15)
Pitches.....	130, at Texas A&M (3/13/15)

GABE KLOBOSITS' CAREER APPEARANCES

*-Starter

2016 - JUNIOR YEAR

Date	Opp (Res.)	DEC	QS	IP	H	R	ER	BB	SO	HR	ERA	PIT/STRK
2/21	*SAC STATE (L, 6-7)	ND	-	3.0	4	4	4	4	2	0	12.00	57/30
2/28	*SOUTHERN (L, 5-6)	L	-	3.1	7	5	5	2	2	1	13.03	73/46
3/2	ALABAMA A&M (W, 5-0)	-	-	1.0	0	0	0	0	2	0	9.72	15/10
3/4	vs. Troy (L, 3-4)	-	-	0.1	1	0	0	0	0	0	10.57	5/4
3/8	#9 GEORGIA TECH (L, 1-4)	-	-	1.2	0	0	0	0	3	0	8.68	26/16
3/13	ORAL ROBERTS (W, 18-11)	-	-	1.1	2	1	0	1	1	0	7.59	23/13
3/19	#2 TEXAS A&M (W, 9-7)	W	-	7.0	5	1	1	2	8	0	5.09	100/64
3/25	at #18 Arkansas (L, 2-3)	L	-	2.2	3	1	1	0	1	0	4.87	34/25
3/27	at #18 Arkansas (L, 1-2)	-	-	0.1	1	0	0	0	0	0	4.79	2/2
4/2	#14 LSU (W, 8-5)	-	-	1.1	1	0	0	2	0	0	4.50	25/13
4/5	GEORGIA STATE (W, 7-4)	H	-	1.0	3	1	1	0	3	0	4.70	31/20
4/12	at Kennesaw St. (L, 5-6)	-	-	1.0	1	0	0	0	1	0	4.50	13/10
4/16	TENNESSEE (W, 7-6)	W	-	2.0	2	1	1	2	2	0	4.50	45/28
4/19	ALABAMA STATE (W, 11-2)	-	-	2.0	0	0	0	0	5	0	4.18	27/21
4/22	at #14 Ole Miss (L, 4-6)	L	-	0.2	5	4	3	1	0	0	5.83	20/11
4/24	at #14 Ole Miss (L, 5-6)	L	-	0.1	2	1	0	0	0	0	4.97	15/10
4/30	#22 KENTUCKY (W, 10-6)	-	-	1.1	2	1	1	0	2	0	5.04	22/14
5/7	at Alabama (L, 2-6)	-	-	0.0	3	3	3	1	0	0	5.93	19/11
5/10	*TROY (W, 7-2)	W	X	8.0	7	1	1	0	7	0	4.93	102/71
5/15	#4 MISS STATE (L, 3-10)	-	-	1.0	2	1	1	1	0	0	5.03	19/12
5/19	at #12 Vanderbilt (L, 3-9)	-	-	4.2	3	1	1	3	4	0	4.70	76/47

ALL GAMES

Year	ERA	W	L	App	GS	CG	SHO	CBO	SV	IP	H	R	ER	BB	SO	2B	3B	HR	BF	B/Avg	WP	HBP	BK	SFA	SHA
2016	4.70	3	5	21	3	0	0	1	0	44.0	54	26	23	19	44	6	2	1	201	.307	5	3	0	2	1

SEC GAMES ONLY

Year	ERA	W	L	App	GS	CG	SHO	CBO	SV	IP	H	R	ER	BB	SO	2B	3B	HR	BF	B/Avg	WP	HBP	BK	SFA	SHA
2016	5.06	2	4	11	0	0	0	0	0	21.1	29	14	12	12	18	4	1	0	103	.326	2	2	0	0	0





COLE LIPSCOMB

49

POSITION
Right-Handed Pitcher

CLASS
Redshirt Senior

BATS / THROWS
R/R

HEIGHT - WEIGHT
6-1 - 187

EXPERIENCE
3L

HOMETOWN
Prattville, Ala.

HIGH SCHOOL
Edgewood Academy

2016 -- REDSHIRT JUNIOR YEAR

Pitched in 14 games with 12 starts ... season ERA of 5.10 ... Struck out 50 in 67.0 innings with only 18 walks ... 2-5 record overall ... 10 SEC appearances/nine starts ... 5.51 ERA in league games ... 35:8 strikeout to walk ratio in SEC action ... Made his first career Opening Day start... Tossed 5.0 innings on a pitch count with three strikeouts and one earned run allowed to improve to 1-0 ... Struck out a season-high eight in 6.2 innings vs. Southern Miss ... Allowed four earned in 4.1 innings vs. ORU ... Roughed up for seven earned in 3.1 innings vs. #2 Texas A&M (3/20) ... Best start to date in 2016 at #18 Arkansas (3/27) ... Struck out eight with one walk in 6-plus innings and just one run allowed on three hits ... Struck out six in 6.2 relief innings vs. Tennessee (4/14) ... Quality start at #16 Ole Miss ... Two runs allowed in 6.0 innings with four strikeouts ... Tossed his second career complete game against #22 Kentucky (4/29) ... Allowed just one earned run on five hits with three strikeouts and no walks

2015 – SOPHOMORE YEAR

Appeared in 16 games with 12 starts ... Led all starters with a 2.53 ERA, which ranked third in the SEC ... Led team in wins finishing 8-2 ... Pitched 92.2 innings and led the team with 91 strikeouts ... Selected as an Academic All-American for 2015 ... Named CoSIDA Academic All District Team 2015 ... Named to All SEC Team ... Selected as SEC Pitcher of the Week on April 20th for his complete game effort against Ole Miss in which he picked up a career high 10 strikeouts ... Pitched four innings and struck out eight in a relief appearance against Binghamton (2/13) ... Picked up a win against Oklahoma State (2/28) and struck out eight batters in 4.2 innings ... Pitched seven innings, not allowing a run against Mississippi State (3/27) and struck out seven batters ... Lasted a complete game against Ole Miss (4/17) and struck out ten batters while only allowing one run ... Picked up a win and pitched 7.2 innings in the first round of the SEC Tournament against Kentucky (5/19) with nine strikeouts ... Made one appearance in the Regionals with 5.2 innings pitched and seven strikeouts against Charleston (5/29) ... Cole Lipscomb's 91 strikeouts in 2015 were the most by an Auburn pitcher since Chris Bootcheck had 101 in 2000

LIPSCOMB AT A GLANCE	
CAREER RECORD	
at Plainsman Park.....	6-3
On Road.....	3-2
vs. SEC.....	6-5
vs. SEC West.....	2-3
vs. SEC East.....	4-2
CAREER HIGHS	
Innings.....	9.0, two times
Hits.....	10, two times
Runs.....	9, at Missouri (4/7/16)
Earned Runs.....	7, vs. Texas A&M (3/20/16)
Walks.....	5, vs. Southern Miss (3/6/16)
Strikeouts.....	10, vs. Ole Miss (4/17/15)
Pitches.....	125, vs. Ole Miss (4/17/15)

2014 - REDSHIRT FRESHMAN YEAR

Made two appearances in his freshman season ... Pitched one inning in win over Coppin State on March 19 with one strike out ... Also appeared against Samford on April 1

2013 - FRESHMAN YEAR

Redshirted the season due to injury

HIGH SCHOOL

Played for Bobby Carr at Edgewood Academy ... Was 39-2 in his high school career ... Ranked 319th high school prospect by Perfect Game (2012) ... Was 10-0 with a 1.00 ERA in 70 innings as a senior ... Struck out 104 against just 12 walks ... 2012 ASWA First Team All-State ... Ranked 266th high school prospect by Perfect Game (2011) ... Also played for the Alabama Seminoles and Jerry Hendrix ... Was 13-0 with a 1.31 ERA in 72 innings in 2011, striking out 116 against just 13 walks ... 2011 AISA Pitcher of the Year ... 2011 AISA Player of the Year.

PERSONAL

Lawrence Cole Lipscomb ... Son of Kathy and Jimmy Pruett and Nathan and Vicki Lipscomb ... Has a sister, Kate ... Both of his parents attended Auburn ... Father graduated from Auburn ('88) ... Father also played basketball at Faulkner State ... Completed undergraduate degree in May, 2016 ... Currently studying in College of Business.

ALL GAMES

Year	ERA	W	L	App	GS	CG	SHO	CBO	SV	IP	H	R	ER	BB	SO	2B	3B	HR	BF	B/Avg	WP	HBP	BK	SFA	SHA
2014	0.00	0	0	2	0	0	0	0	0	1.0	0	0	0	1	1	0	0	0	5	.000	0	1	0	0	0
2015	2.53	8	2	16	12	1	0	2	1	92.2	75	31	26	24	91	20	2	7	376	.216	7	3	1	0	2
2016	5.10	2	5	14	12	1	0	0	0	67.0	76	55	38	18	50	12	5	4	307	.273	10	2	2	5	4
TOTAL	3.59	10	7	32	24	2	0	2	1	160.2	151	86	64	43	142	32	7	11	688	.240	17	6	3	5	6

SEC GAMES ONLY

Year	ERA	W	L	App	GS	CG	SHO	CBO	SV	IP	H	R	ER	BB	SO	2B	3B	HR	BF	B/Avg	WP	HBP	BK	SFA	SHA
2014	—	0	0	0	0	0	0	0	0	0.0	0	0	0	0	0	0	0	0	—	0	0	0	0	0	0
2015	2.45	4	2	10	8	1	0	1	1	58.2	52	18	16	20	48	16	1	3	244	.235	5	2	1	0	1
2016	5.51	1	4	10	9	1	0	0	0	49.0	63	42	30	8	35	10	4	4	226	.299	9	2	2	3	2
TOTAL	3.85	5	6	20	17	2	0	1	1	107.2	115	60	46	28	83	26	5	7	470	.266	14	4	3	3	3



COLE LIPSCOMB'S CAREER APPEARANCES

*-Starter

2014 - REDSHIRT FRESHMAN YEAR

Date	Opp. (Res.)	DEC	QS	IP	H	R	ER	BB	SO HR	ERA	PIT/STK
3/19	COPPIN STATE (W, 13-2)	-	-	1.0	0	0	0	0	1 0	0.00	13/7
4/1	SAMFORD (L, 1-8)	-	-	0.0	0	0	0	1	0 0	0.00	15/9

2015 - SOPHOMORE YEAR

Date	Opp. (Res.)	DEC	QS	IP	H	R	ER	BB	SO HR	ERA	PIT/STK
2/13	BINGHAMTON (W, 2-0)	-	-	4.0	1	0	0	2	8 0	0.00	67/42
2/18	*ALABAMA STATE (W, 7-5)	W	-	6.0	8	4	4	1	6 0	3.60	89/66
2/28	OKLAHOMA STATE (W, 9-2)	W	-	4.2	1	0	0	1	8 0	2.45	69/46
3/15	at Texas A&M (L, 1-6)	-	-	1.2	3	0	0	1	3 0	2.01	35/21
3/20	VANDERBILT (W, 6-4)	S	-	2.1	2	1	1	2	4 0	2.19	40/24
3/27	*at Mississippi State (W, 5-0)	W	X	7.0	4	0	0	4	7 0	1.71	117/71
4/3	*ARKANSAS (L, 7-10)	-	-	5.2	7	5	5	0	3 2	2.65	94/65
4/10	*at LSU (L, 2-3)	-	X	7.0	7	3	1	3	5 0	2.44	103/68
4/17	*OLE MISS (W, 3-1)	W	X	9.0	7	1	1	2	10 0	2.19	125/91
4/23	*GEORGIA (W, 4-2)	W	X	7.0	6	2	2	1	2 0	2.24	106/65
5/1	*at South Carolina (L, 1-10)	L	X	6.0	5	3	3	3	5 1	2.44	110/65
5/8	*ALABAMA (L, 2-4)	-	X	6.2	6	2	2	1	6 0	2.47	98/65
5/14	*at Florida (W, 4-1)	W	X	6.1	5	1	1	3	3 0	2.38	107/61
5/19	*vs. Kentucky (W, 6-3)	W	X	7.2	4	2	2	0	9 1	2.38	107/79
5/29	*vs. College of Charleston (L, 6-7)	-	-	5.2	5	6	3	0	7 3	2.53	94/66

2016 - JUNIOR YEAR

Date	Opp. (Res.)	DEC	QS	IP	H	R	ER	BB	SO HR	ERA	PIT/STK
2/19	*SAC STATE (W, 10-5)	W	-	5.0	4	3	1	3	3 0	1.80	72/46
3/1	ALABAMA A&M (W, 15-1)	-	-	2.0	2	1	1	0	1 0	3.00	26/19
3/6	*vs. Southern Miss (L, 1-3)	L	X	6.2	2	2	2	5	8 0	2.66	117/71
3/13	*ORAL ROBERTS (W, 18-11)	ND	-	4.1	5	7	4	2	3 0	4.00	78/52
3/20	*#2 TEXAS A&M (L, 10-12)	L	-	3.1	7	7	7	0	4 1	6.33	67/44
3/27	*at #18 Arkansas (L, 1-3)	-	-	6.0	3	1	1	1	8 0	5.27	98/67
4/2	*#14 LSU (L, 6-8)	L	-	6.1	8	7	5	0	5 1	5.61	76/56
4/7	*at Missouri (W, 11-9)	-	-	3.2	10	9	6	0	3 0	6.51	65/50
4/14	TENNESSEE (L, 4-13)	-	-	6.2	10	7	4	1	6 0	6.34	103/74
4/22	*at #16 Ole Miss (L, 4-6)	-	X	6.0	6	2	2	1	4 0	5.62	90/57
4/29	*#22 KENTUCKY (W, 5-2)	W	X	9.0	5	2	1	0	3 0	5.19	108/76
5/6	*at Alabama (L, 2-6)	ND	-	2.0	2	0	0	2	1 0	5.02	38/22
5/13	*#4 MISS STATE (L, 0-4)	L	-	5.1	10	4	1	1	1 1	4.48	85/60
5/19	*at #12 Vanderbilt (L, 3-9)	L	-	0.1	2	3	3	2	0 1	5.10	20/6





BLAKE LOGAN

1

POSITION
Catcher

CLASS
Senior

BATS / THROWS
R/R

HEIGHT - WEIGHT
6-0 - 187

EXPERIENCE
3L

HOMETOWN
Muscle Shoals, Ala.

HIGH SCHOOL
Muscle Shoals

2016 -- JUNIOR YEAR

Appeared in 53 games with 48 starts ... 28 starts behind the plate and 20 games as designated hitter ... Batted .274 overall on the season ... homered twice with 36 RBI ... Also had 15 doubles and one triple ... Hit .239 in SEC play with one home run and 14 RBI ... 12 multi-hit games on the season ... nine multi-RBI performances ... season-best hitting streak of seven games ... Reached base in 11-straight contests ... Third on the team with 17 2-out RBI ... Scored four runs vs. Southern (2/26) ... Four hits with three runs and three RBI vs. Oral Roberts (3/13) ... Batted .500 (7-for-14) in ORU series with three runs and seven RBI ... Three hits and four RBI vs. Alabama State (3/22) ... 3-run homer vs. Alabama in Montgomery (3/29) ... four RBI vs. LSU (4/2) ... Hit .600 (6-for-10) in LSU series with six RBI ... homer and 3 RBI vs. Mississippi State (5/14) ... Hit .667 (4-for-6) in MSU series ... Three hits including two doubles and two RBI vs. Vanderbilt (5/19)

2015 -- SOPHOMORE YEAR

Played in 59 games with 50 starts ... Third on team with 28 RBI and second on team with 17 doubles ... Saw action off bench in nine games ... Also made two starts as designated hitter ... Had a batting average of .261 with a slugging percentage of .378 ... walked 15 times ... In the SEC tournament was 2-for-3 with one RBI and one double against rival LSU (5/20) ... Stole 3 bases ... Tripled to bring home three runs against Xavier (3/6) ... Also tripled against Vanderbilt (3/21) ... Early season eight-game hitting streak from Feb. 22 through March 8

2014 -- FRESHMAN YEAR

Played in 42 games with 17 starts ... Made 14 starts at catcher as well as three starts as the designated hitter ... Totaled one home run and 17 RBI ... Home run came in win over Coppin State on March 19 ... Finished that game with six total RBI, a season high for Auburn ... Threw out 8-of-19 would be base stealers ... Went 2-for-4 for a double and 2 RBI vs. ETSU (2/23) ... Came off bench with a pair of hits, including a double and 2 RBI in win over South Alabama on April 22.

HIGH SCHOOL

Played at Muscle Shoals High School for head coach David Langston ... Was a Wendy's High School Heisman state finalist ... Named to Perfect Game 2012 Underclass All-America Team (2nd team) ... Rawlings 2013 Southeast All-Region (2nd team) ... East Coach Pro Showcase ... Ranked #1 catcher in state of Alabama by Perfect Game ... Rawlings All-American honorable mention ... Named Player of the Year by the Florence Times-Daily ... All-state and all-area selection ... Played summer ball for Alabama Seminoles and coach Jerry Hendricks ... Also played football and was an all-state and all-area selection ... Was in top 10 of class and named Mr. Muscle Shoals High School.

CAREER HIGHS

At Bats: 6, vs. Oral Roberts (3/13/16)
Runs: 4, vs. Southern (2/26/16)
Hits: 4, vs. Oral Roberts (3/13/16)
RBI: 6, vs. Coppin State (3/9/14)
Doubles: 2, vs. Jacksonville State (2/27/15)
Triples: 1, three times
HR: 1, three times
Hit Streak: 8 (2015)
Reach Base: 11 (2016)

MULTI-HIT GAMES

Year	2	3	4	5+	Total
2014	6	-	-	-	6
2015	9	1	-	-	10
2016	9	2	1	-	12
Totals	24	3	1	--	28

MULTI-RBI GAMES

Year	2	3	4	5+	Total
2014	2	-	-	-	3
2015	4	1	-	-	5
2016	4	3	2	-	9
Totals	10	4	2	1	17

PERSONAL

Stephen Blake Logan ... Parents are Joel and Lori Logan .. Has a sister, Halie ... Father played football at Mississippi State ... Studying in College of Education

ALL GAMES

Year	Avg	GP	GS	AB	R	H	2B	3B	HR	RBI	TB	SLG%	BB	HBP	SO	GDP	OB%	SF	SH	SB	ATT	PO	A	E	FLD%
2014	.256	42	17	86	9	22	3	0	1	17	28	.326	10	2	15	5	.343	1	1	0	0	98	22	0	1.000
2015	.261	59	50	180	25	47	17	2	0	28	68	.378	15	6	25	5	.329	6	3	3	6	344	30	3	.992
2016	.274	53	48	190	26	52	15	1	2	36	75	.395	21	6	32	2	.357	4	2	0	1	210	14	2	.991
TOTAL	.265	154	115	456	60	121	35	3	3	81	171	.375	46	14	72	12	.343	11	6	3	7	652	66	5	.993

SEC GAMES ONLY

Year	Avg	GP	GS	AB	R	H	2B	3B	HR	RBI	TB	SLG%	BB	HBP	SO	GDP	OB%	SF	SH	SB	ATT	PO	A	E	FLD%
2014	.213	22	9	47	3	10	1	0	0	4	11	.234	5	0	8	3	.288	0	1	0	0	39	8	0	1.000
2015	.233	29	25	90	10	21	8	1	0	10	31	.344	10	5	14	3	.340	1	1	3	5	142	15	1	.994
2016	.239	29	27	109	9	26	11	0	1	14	40	.367	8	2	18	1	.300	1	1	0	0	91	7	2	.980
TOTAL	.232	80	61	246	22	57	20	1	1	28	82	.333	23	7	40	7	.313	2	3	3	5	272	30	3	.990



ANDREW MITCHELL

12

POSITION
Left-Handed Pitcher

CLASS
Redshirt Junior

BATS / THROWS
L/L

HEIGHT - WEIGHT
6-1 - 200

EXPERIENCE
1L

PREVIOUS SCHOOL
Delgado

HOMETOWN
New Orleans, La.

HIGH SCHOOL
Jesuit

three saves as a senior ... Had a 1.34 ERA ... Recorded 51 strikeouts in 36.2 innings pitched ... also played football in high school

PERSONAL

Born in New Orleans, La. ... son of Jeff Mitchell, Liz Hoffman and Monica Sanchez ... Has three siblings: Emily, Catherine and Henry ... Studying in College of Business

2016 -- RS SOPHOMORE YEAR

Appeared 19 times on the mound with 10 starts ... posted a record of 4-4 overall ... nine SEC appearances with an 0-2 mark ... Overall ERA of 5.40 (8.18 SEC) ... Struck out 54 batters in 60.0 innings pitched ... Pitched 22.0 innings in league action ... Career-best nine strikeouts in 5.0 innings at No. 22 Georgia Tech ... Earned the first win of his career with 5.0 IP vs. Florida A&M ... Allowed just two hits and no runs ... Tossed six shutout innings against Alabama A&M with eight strikeouts to improve to 2-0 on the season ... Held No. 9 Georgia Tech to just one run in five innings with five strike outs on March 8 in a no decision ... Made second relief appearance vs. #2 Texas A&M (3/20) and allowed five runs on seven hits ... Also appeared out of bullpen at Arkansas ... Quality start with six innings and one run allowed in Capital City Classic win over No. 21 Alabama (3/29) ... Struck out six with two walks ... Pitched 4.0 innings in first SEC start against #14 LSU (4/3) ... Allowed three runs in 4.1 innings out of bullpen at Alabama (5/6) ... 3.2 scoreless innings against UAB (5/17) ... Only allowed one hit while picking up first career save with four strikeouts ... 2.0 scoreless vs. #12 Vanderbilt (5/21)

JUNIOR COLLEGE

Played for Delgado College in New Orleans, La. for coach Joe Scheurmann ... Posted a 7-2 record in 13 appearances as a freshman ... Also had 56 strikeouts in 47.1 innings pitched ... Redshirted at LSU in 2014 ... Named a preseason top JUCO pitching prospect by Perfect Game in 2015 ... Honored as Northwoods League Top Pitching Prospect in Summer 2015

HIGH SCHOOL

Played at Jesuit High School in New Orleans, La. for coach Joey Latino ... Posted a 2-0 record with

MITCHELL AT A GLANCE

CAREER RECORD	
at Plainsman Park.....	2-3
On Road / Neutral Site.....	2-1
vs. SEC.....	0-2
vs. SEC West.....	0-1
vs. SEC East.....	0-1

CAREER HIGHS

Innings.....	6.0, two times
Hits.....	8, two times
Runs.....	6, vs. LSU (4/3/16)
Earned Runs.....	5, vs. Kennesaw St. (5/11/16)
Walks.....	4, two times
Strikeouts.....	9, at Georgia Tech (3/15/16)
Pitches.....	103, at Georgia Tech (3/15/16)

ANDREW MITCHELL'S CAREER APPEARANCES

*-Starter

2016 - JUNIOR YEAR

Date	Opp (Res.)	DEC	QS	IP	H	R	ER	BB	SO	HR	ERA	PIT/STRK
2/20	SAC STATE (L, 5-6)	-	-	1.0	2	3	3	1	0	1	27.00	25/16
2/24	*FLORIDA A&M (W, 11-2)	W	-	5.0	2	0	0	4	3	0	4.50	92/58
3/2	*ALABAMA A&M (W, 5-0)	W	X	6.0	1	0	0	3	8	0	1.50	90/58
3/8	*#9 GEORGIA TECH (L, 1-4)	ND	-	5.0	4	1	3	5	0	0	2.12	101/59
3/15	*at #22 Georgia Tech (W, 14-3)	W	-	5.0	8	3	3	3	9	1	2.86	103/69
3/20	#2 TEXAS A&M (L, 10-12)	-	-	4.0	7	5	4	0	3	0	3.81	70/49
3/26	at #18 Arkansas (L, 7-14)	-	-	0.2	2	5	1	3	0	1	4.05	34/15
3/29	*vs. #21 Alabama (W, 10-1)	W	X	6.0	6	1	1	2	5	0	3.58	101/61
4/3	*#14 LSU (L, 5-10)	L	-	4.0	5	6	4	1	2	1	4.17	61/37
4/8	*at Missouri (L, 3-4)	L	-	4.1	4	3	3	4	4	1	4.39	86/43
4/16	*TENNESSEE (W, 7-6)	-	-	0.2	4	3	3	2	0	0	4.97	43/22
4/19	ALABAMA STATE (W, 11-2)	-	-	1.0	1	0	0	1	0	0	4.85	15/7
4/23	at #14 Ole Miss (L, 4-7)	-	-	0.2	2	1	1	0	0	0	4.98	14/9
4/26	*#23 SOUTH ALABAMA (L, 5-8)	L	-	2.1	5	4	3	2	4	0	5.32	54/32
5/6	at Alabama (L, 2-6)	L	-	4.1	5	3	3	0	3	1	5.40	53/38
5/11	*KENNESAW STATE (L, 3-7)	L	-	3.0	8	5	5	0	2	0	5.94	55/40
5/14	#4 MISS STATE (L, 6-16)	-	-	1.1	3	1	1	1	0	0	5.96	20/9
5/17	UAB (W, 4-1)	S	-	3.2	1	0	0	1	4	0	5.59	64/39
5/21	at #12 Vanderbilt (L, 3-4)	-	-	2.0	0	0	0	0	2	0	5.40	29/19

ALL GAMES

Year	ERA	W	L	App	GS	CG	SHO	CBO	SV	IP	H	R	ER	BB	SO	2B	3B	HR	BF	B/Avg	WP	HBP	BK	SFA	SHA
2016	5.40	4	4	19	10	0	0	1	1	60.0	70	44	36	31	54	14	3	6	283	.288	8	5	0	2	2

SEC GAMES ONLY

Year	ERA	W	L	App	GS	CG	SHO	CBO	SV	IP	H	R	ER	BB	SO	2B	3B	HR	BF	B/Avg	WP	HBP	BK	SFA	SHA
2016	8.18	0	2	9	3	0	0	0	0	22.0	32	27	20	11	14	8	2	4	107	.344	1	1	0	1	1





CASEY MIZE

32

POSITION
Right-Handed Pitcher

CLASS
Sophomore

BATS / THROWS
R/R

HEIGHT - WEIGHT
6-3 - 208

EXPERIENCE
1L

HOMETOWN
Springville, Ala.

HIGH SCHOOL
Springville

2016 -- FRESHMAN YEAR

Made 16 appearances on the season with seven starts ... Posted a 2-5 record with one save ... team-best 3.52 ERA ... Led team with 59 strikeouts in 69.0 innings pitched ... Held opponents to a .249 BAA ... 1-4 record in SEC play ... 4.68 ERA vs. conference opponents ... Pitched the final two innings on Opening Day ... Also threw three scoreless innings on Sunday vs. Sac State (2/21) ... Pitched a career-high 5.2 innings out of the bullpen vs. Southern (2/28) ... Struck out three with no walks ... Allowed just three hits and one unearned run ... Posted eight strikeouts in 7.0 innings vs. Michigan State in first career start ... Earned his first win with 7.0 innings and one run allowed against Oral Roberts (3/13) ... Struck out four with one walk ... Lifted after just 2.0 innings after allowing six earned vs. #2 Texas A&M (3/19) ... First career save vs. Georgia State (4/5) ... six strikeouts in 3.2 relief innings at Missouri (4/9) ... Career-long 6.1 relief innings vs. Tennessee (4/16) ... Struck out four with four hits allowed ... Got his first SEC win with three scoreless relief innings vs. #22 Kentucky (4/30) ... Struck out five in 4.0 innings after starting vs. #4 Miss State (5/15) ... Struck out seven in 6.0 innings at #12 Vanderbilt (5/21)

HIGH SCHOOL

Played at Springville High School in Springville, Ala. ... 2015 Perfect Game Honorable Mention All-American Southeast - All Region 2nd Team ... Ranked No. 300 in the nation ... No. 4 player in Alabama ... Second ranked pitcher in Alabama ... 108th best pitcher in the country ... 2014 Underclass High Honorable Mention by Perfect Game ... Played for Team Georgia Baseball Academy ... Named to the 2014 WWBA National Qualifier All-Tournament team ... Posted a 19-2 record in his high school career ... Went 3-0 as a senior with 34 strikeouts and 1.83 ERA ... three-time All-Area selection ... Selected to North-South All-Star Game as a junior

PERSONAL

Son of Jason and Rhonda Mize ... Has one brother, Cody ... Studying in University College

MIZE AT A GLANCE

CAREER RECORD

at Plainsman Park.....	2-1
On Road/Neutral.....	0-4
vs. SEC.....	1-4
vs. SEC West.....	0-3
vs. SEC East.....	1-1

CAREER HIGHS

Innings.....	7.0, three times
Hits.....	7, two times
Runs.....	6, vs. Texas A&M (3/19/16)
Earned Runs.....	6, vs. Texas A&M (3/19/16)
Walks.....	3, two times
Strikeouts.....	8, vs. Michigan State (3/5/16)
Pitches.....	110, at Ole Miss (4/24/16)

ALL GAMES

Year	ERA	W	L	App	GS	CG	SHO	CBO	SV	IP	H	R	ER	BB	SO	2B	3B	HR	BF	B/Avg	WP	HBP	BK	SFA	SHA
2016	3.52	2	5	16	7	0	0	0	1	69.0	69	32	27	18	59	11	1	9	305	.249	7	4	0	1	5

SEC GAMES ONLY

Year	ERA	W	L	App	GS	CG	SHO	CBO	SV	IP	H	R	ER	BB	SO	2B	3B	HR	BF	B/Avg	WP	HBP	BK	SFA	SHA
2016	4.68	1	4	10	5	0	0	0	0	42.1	47	26	22	14	37	8	1	7	196	.272	3	4	0	1	4



CASEY MIZE'S CAREER APPEARANCES

*-Starter

2016 - FRESHMAN YEAR

Date	Opp. (Res.)	DEC	QS	IP	H	R	ER	BB	SO	HR	ERA	PIT/STRK
2/19	SAC STATE (W, 10-5)	-	-	2.0	2	1	1	0	2	0	4.50	42/25
2/21	SAC STATE (L, 6-7)	-	-	3.0	2	0	0	1	1	0	1.80	34/23
2/28	SOUTHERN (L, 5-6)	-	-	5.2	3	1	0	0	3	0	0.55	68/48
3/5	*vs. Michigan State (L, 0-3)	L	X	7.0	7	2	2	1	8	1	1.82	106/73
3/12	*ORAL ROBERTS (W, 10-1)	W	X	7.0	6	1	1	1	4	0	1.46	102/70
3/19	*#2 TEXAS A&M (W, 9-7)	ND	-	2.0	6	6	6	2	0	1	3.38	49/27
3/26	*at #18 Arkansas (L, 7-14)	L	-	3.2	4	3	2	3	2	1	3.71	56/30
4/2	#14 LSU (W, 8-5)	-	-	2.1	4	3	3	0	2	1	4.13	44/32
4/5	GEORGIA STATE (W, 7-4)	S	-	2.0	1	1	1	1	4	1	4.15	33/21
4/9	at Missouri (L, 3-4)	-	-	3.2	2	1	0	0	6	0	3.76	48/35
4/16	TENNESSEE (W, 7-6)	-	-	6.1	4	2	2	1	4	1	3.63	84/54
4/24	*at #14 Ole Miss (L, 5-6)	-	X	7.0	4	1	0	2	3	0	3.14	110/68
4/30	#22 KENTUCKY (W, 10-6)	W	-	3.0	4	0	0	0	3	0	2.96	47/33
5/7	at Alabama (L, 3-4)	L	-	4.1	6	2	1	3	5	1	2.90	82/50
5/15	*#4 MISS STATE (L, 3-10)	L	-	4.0	6	4	4	2	5	2	3.29	81/51
5/21	*at #12 Vanderbilt (L, 3-4)	L	-	6.0	7	4	4	1	7	0	3.52	90/57





DANIEL ROBERT

20

POSITION
Utility

CLASS
Senior

BATS / THROWS
L/R

HEIGHT - WEIGHT
6-5 - 236

EXPERIENCE
3L

HOMETOWN
Hoover, Ala.

HIGH SCHOOL
Briarwood Christian

2016 -- JUNIOR YEAR

Appeared in 29 games overall ... Made 27 starts in the field with 20 in right field and seven at first base ... Also made five appearances on the mound ... Batted .245 overall with two homers, 12 RBI, five doubles and 18 runs scored ... Perfect 4-for-4 in stolen bases ... Four outfield assists ... season-best seven game hitting streak ... Best reached base streak was 15 games ... Hit .324 in abbreviated SEC season ... Two hits on Opening Day vs. Sacramento State (2/19) ... homered on 2/27 vs. Southern ... Three hits and three runs scored vs. Alabama A&M (3/1) ... six hits, three runs and three RBI in doubleheader vs. Texas A&M (3/19) ... Solo homer vs. Aggies (3/20) ... Hit .615 (8-for-13) in Texas A&M series with five runs, two doubles, one homer and four RBI ... Two hits and two runs at Arkansas (3/26) ... Suffered hand injury that ended offensive season on April 7 ... Posted a 6.75 ERA in 6.2 innings pitched on the season ... Two scoreless innings at Alabama (5/8)

2015 – SOPHOMORE YEAR

Made appearances in 57 games ... Started 55 ... Also made three pitching appearances ... Started 54 games at first base while also making one start as Designated Hitter ... Lead the team in RBI with 38 ... Tied for lead on team with three home runs and three triples ... Posted a .298 batting average ... First Homerun came with his first start of the year at home against Alabama State (2/18) ... Posted a nine game hitting streak from (3/17 – 3/31) ... In 5 at bats recorded 4 hits 2 RBI and one Homerun at home against Vanderbilt (3/21) ... Recorded season high two doubles on the road at Samford (3/31) ... Started all six games of postseason play where ended the year on a six game hitting streak (5/19 – 5/31) ... Recorded three hits with two RBI in tournament play against Kentucky (5/19) ... Only steal of the year came in NCAA Regional play against Charleston (5/31) ... Second on team with .429 Slugging Percentage ... batted .296 in

SEC games with 20 RBI and eight extra base hits ... led team with nine multi-RBI games

2014 - FRESHMAN YEAR

Hit .281 with one home run and 12 RBI as a freshman ... Appeared in 45 games with 39 starts, primarily as the designated hitter ... Also made three starts at first base ... Hit .290 in SEC play, second on the team ... Had five doubles and one triple ... Hit first career home run in 7th inning of Sunday game vs. Mississippi State (5/4), snapping 29-inning scoreless streak for Auburn ... Went 2-3 with a run, a walk and a stolen base vs. Presbyterian (3/1) ... Had an RBI in each of the first two games of the Texas A&M series ... Led team with .556 on-base percentage in Missouri series

HIGH SCHOOL

Played at Briarwood Christian School in Hoover, Ala., for former Auburn head coach Steve Renfroe ... Three-time all-state selection (2011, 2012, 2013) ... Named to all-county and Over The Mountain teams all four years of high school ... Shelby County Player of the Year in 2011 ... Birmingham News Metro Player of the Year in 2011 (batted .546) ... Ranked as top position player in Alabama by ESPN ... AHSAA All-Star ... Invited to Team USA tryouts ... East Coach Pro Showcase ... Helped team to area title all four years of high school ... Played summer ball for EXCEL Baseball with coaches Matthew Maniscalco and Steve Gendron ... Also played football, helping team to state runner-up finish in 2011.

PERSONAL

Daniel McGee Robert ... Parents are Greg and Lisa Robert ... Father was a football letterman at Auburn from 1968-69 ... Studying in College of Liberal Arts

ROBERT AT A GLANCE

CAREER RECORD

at Plainsman Park.....	0-0
On Road / Neutral Site.....	0-0
vs. SEC.....	0-0
vs. SEC West.....	0-0
vs. SEC East.....	0-0

CAREER HIGHS

Innings.....	2.2, vs. Mississippi St. (5/15/16)
Hits.....	3, two times
Runs.....	3, at Vanderbilt (5/19/16)
Earned Runs.....	3, at Vanderbilt (5/19/16)
Walks.....	4, vs. Mississippi State (5/15/16)
Strikeouts.....	1, four times
Pitches.....	52, vs. Mississippi State (5/15/16)

CAREER HIGHS

At Bats.....	6, three times
Runs.....	3, vs. Alabama A&M (3/1/16)
Hits.....	4, two times
RBI.....	3, three times
Doubles.....	2, at Samford (3/31/15)
Triples.....	1, four times
HR.....	1, six times
Hit Streak.....	9 (2015)
Reach Base.....	15 (2016)

MULTI-HIT GAMES

Year	2	3	4	5+	Total
2014	8	-	-	-	8
2015	7	5	1	-	13
2016	7	1	1	-	9
Totals	22	6	2	--	30

MULTI-RBI GAMES

Year	2	3	4	5+	Total
2014	8	-	-	-	8
2015	7	2	-	-	9
2016	-	1	-	-	1
Totals	15	3	--	--	18



DANIEL ROBERT'S CAREER APPEARANCES

*-Starter

2015 - SOPHOMORE YEAR

Date	Opp (Res.)	DEC	QS	IP	H	R	ER	BB	SO	HR	ERA	PIT/STK
4/15	ALABAMA A&M (W, 10-5)	HD	-	0.1	0	0	0	1	1	0	0.00	10/4
4/18	OLE MISS (L, 2-7)	-	-	0.0	1	0	0	1	0	0	0.00	12/6
5/10	ALABAMA (L, 4-14)	-	-	0.1	3	2	0	0	1	0	0.00	17/12

2016 - JUNIOR YEAR

Date	Opp (Res.)	DEC	QS	IP	H	R	ER	BB	SO	HR	ERA	PIT/STK
4/26	#23 SOUTH ALABAMA (L, 5-8)	-	-	0.2	1	0	0	0	1	0	0.00	10/7
5/1	#22 KENTUCKY (L, 6-9)	-	-	0.2	1	1	1	0	0	1	9.00	6/6
5/8	at Alabama (W, 8-1)	-	-	2.0	2	0	0	0	0	0	2.70	21/13
5/15	#4 MISS STATE (L, 3-10)	-	-	2.2	2	3	1	4	1	0	3.00	52/27
5/19	at #12 Vanderbilt (L, 3-9)	-	-	0.2	3	3	3	0	0	0	6.75	16/9

ALL GAMES

Year	ERA	W	L	App	GS	CG	SHO	CBO	SV	IP	H	R	ER	BB	SO	2B	3B	HR	BF	B/Avg	WP	HBP	BK	SFA	SHA
2015	0.00	0	0	3	0	0	0	0	0	0.2	4	2	0	2	2	0	0	0	10	.571	1	1	0	0	0
2016	6.75	0	0	5	0	0	0	0	0	6.2	9	7	5	4	2	1	0	1	32	.346	0	1	0	1	0
TOTAL	6.14	0	0	8	0	0	0	0	0	7.1	13	9	5	6	4	1	0	1	42	.394	1	2	0	1	0

Year	Avg	GP	GS	AB	R	H	2B	3B	HR	RBI	TB	SLG%	BB	HBP	SO	GDP	OB%	SF	SH	SB	ATT	PO	A	E	FLD%
2014	.281	45	39	121	12	34	5	1	1	12	44	.364	17	0	23	1	.370	0	2	1	2	25	0	1	.962
2015	.298	57	55	205	28	61	12	3	3	38	88	.429	24	1	39	6	.368	4	1	1	5	439	33	2	.996
2016	.245	29	27	110	18	27	5	0	2	12	38	.345	14	4	34	2	.352	0	0	4	4	92	10	3	.971
TOTAL	.280	131	121	436	58	122	22	4	6	62	170	.390	55	5	96	9	.364	4	3	6	11	556	43	6	.990

SEC GAMES ONLY

Year	ERA	W	L	App	GS	CG	SHO	CBO	SV	IP	H	R	ER	BB	SO	2B	3B	HR	BF	B/Avg	WP	HBP	BK	SFA	SHA
2015	0.00	0	0	2	0	0	0	0	0	0.1	4	2	0	1	1	0	0	0	8	.667	0	1	0	0	0
2016	7.50	0	0	4	0	0	0	0	0	6.0	8	7	5	4	1	1	0	1	29	.348	0	1	0	1	0
TOTAL	7.11	0	0	6	0	0	0	0	0	6.1	12	9	5	5	2	1	0	1	37	.414	0	2	0	1	0

Year	Avg	GP	GS	AB	R	H	2B	3B	HR	RBI	TB	SLG%	BB	HBP	SO	GDP	OB%	SF	SH	SB	ATT	PO	A	E	FLD%
2014	.290	22	21	62	5	18	2	0	1	5	23	.371	7	0	15	1	.362	0	1	0	1	0	0	0	.000
2015	.296	30	30	115	15	34	6	1	1	20	45	.391	8	0	29	2	.333	3	0	0	2	228	21	2	.992
2016	.324	10	10	37	8	12	3	0	1	5	18	.486	6	0	9	0	.419	0	0	1	1	36	7	2	.956
TOTAL	.299	62	61	214	28	64	11	1	3	30	86	.402	21	0	53	3	.357	3	1	1	4	264	28	4	.986





J.J. SHAFER

15

POSITION
Outfielder

CLASS
Senior

BATS / THROWS
R/R

HEIGHT - WEIGHT
5-10 - 170

EXPERIENCE
3L

HOMETOWN
Auburn, Ala.

HIGH SCHOOL
Auburn

2016 -- JUNIOR YEAR

Played in 16 games with seven starts ... hit .200 on the season with two runs scored and three RBI ... Six SEC appearances ... Three games in left field, two games in right field and two games as DH ... two hits and a stolen base vs. Alabama A&M (3/1) ... Pinch-hit double vs. Alabama State (4/19) ... Tallied a hit at Alabama (5/6)

2015 -- SOPHOMORE YEAR

Appeared in 42 games with 11 starts ... Hit .259 with a .348 OBP ... Tied for fourth on the team with five stolen bases ... Had a season high three hits against Oklahoma State (2/28) with two RBI and a stolen base ... Tied a season high with two RBI against Xavier (3/8) ... Went 1-for-3 against Georgia Tech (3/24) with a stolen base ... Appeared in every game of the SEC Tournament and Regionals as a pinch runner

2014 - FRESHMAN YEAR

Played in 40 games as a freshman ... Opening-day starter in center field ... Made 10 total starts (3 CF, 3 LF, 4 RF) ... Went 1-4 with a run, a walk and 2 steals in career debut vs. Indiana State (2/14) ... One of two players with multiple triples (2) ... RBI triple vs. Coppin State (3/19) ... Tripled and scored in win over Missouri (3/29) ... Successful on 4-of-5 stolen base attempts ... Perfect in 39 chances in the outfield

HIGH SCHOOL

Played at Auburn High School under head coach Matt Cimo ... Was an all-state honorable mention and all-area team selection ... Helped AHS to state semifinals as a senior ... Career .406 hitter for the Tigers with a .471 on-base percentage at 33 stolen bases ... Hit .428/.480/.605 as a senior with 36 runs, 65 hits, 34 RBI and 5 HR along with 21 stolen bases ... Also competed as a diver on the school's swimming & diving team, finishing fourth at the state meet ... Member of National Honor Society ... Played summer ball with Primer Baseball and head coach Matt Hornsby.

CAREER HIGHS	
At Bats:	5, two times
Runs:	2, two times
Hits:	3, vs. Oklahoma State (2/28/15)
RBI:	2, two times
Doubles:	1, two times
Triples:	1, two times
HR:	-
Hit Streak:	5 (2015)
Reach Base:	5 (2015)

MULTI-HIT GAMES	
Year	2 3 4 5+ Total
2014	2 - - - 2
2015	1 1 - - 2
2016	1 - - - 1
Totals	4 1 -- -- 5

MULTI-RBI GAMES	
Year	2 3 4 5+ Total
2014	- - - - -
2015	2 - - - 2
2016	- - - - -
Totals	2 -- -- -- 2

PERSONAL

Jeffrey Scott Shaffer Jr. ... Parents are Jeff and Jenny Shaffer ... Father is the Auburn University head diving coach ... Has two sisters, Amy and Kelly ... Amy ran track and cross country at Auburn ... Kelly played soccer at Samford ... Studying in the College of Education

ALL GAMES

Year	Avg	GP	GS	AB	R	H	2B	3B	HR	RBI	TB	SLG%	BB	HBP	SO	GDP	OB%	SF	SH	SB	ATT	PO	A	E	FLD%
2014	.160	40	10	50	8	8	0	2	0	2	12	.240	3	4	14	1	.263	0	1	4	5	39	0	0	1.000
2015	.259	42	11	58	7	15	0	0	0	7	15	.259	3	5	15	1	.348	0	2	5	7	30	0	0	1.000
2016	.200	16	7	20	2	4	2	0	0	3	6	.300	4	2	9	0	.385	0	1	1	3	3	0	0	1.000
TOTAL	.211	98	28	128	17	27	2	2	0	12	33	.258	10	11	38	2	.322	0	4	10	15	72	0	0	1.000

SEC GAMES ONLY

Year	Avg	GP	GS	AB	R	H	2B	3B	HR	RBI	TB	SLG%	BB	HBP	SO	GDP	OB%	SF	SH	SB	ATT	PO	A	E	FLD%
2014	.130	20	4	23	2	3	0	1	0	1	5	.217	2	2	7	1	.259	0	0	1	2	20	0	0	1.000
2015	.103	18	5	29	3	3	0	0	0	0	3	.103	2	1	10	0	.188	0	1	0	0	12	0	0	1.000
2016	.100	6	4	10	0	1	0	0	0	0	1	.100	2	1	7	0	.308	0	0	0	1	2	0	0	1.000
TOTAL	.113	44	13	62	5	7	0	1	0	1	9	.145	6	4	24	1	.236	0	1	1	3	34	0	0	1.000



DANIEL SPRINKLE

28

POSITION
Right-Handed Pitcher

CLASS
Sophomore

BATS / THROWS
R/R

HEIGHT - WEIGHT
6-4 - 230

EXPERIENCE
1L

HOMETOWN
Pine Bluff, Ark.

HIGH SCHOOL
White Hall

2016 -- FRESHMAN YEAR

Pitched in 17 games with four starts ... Recorded a 4.78 ERA overall ... Struck out 25 in 32.0 innings ... Held opponents to a .246 BAA ... Made seven SEC appearances ... Made first start of collegiate career against Kennesaw State ... Game was suspended and ultimately canceled due to rain in third inning with Auburn leading 4-1 ... Made his first official start of season on 3/1 vs. Alabama A&M with three scoreless innings ... Finished Sunday win over ORU with a perfect inning and two strikeouts ... Finished win at No. 22 Georgia Tech with a scoreless ninth ... Pitched a scoreless inning vs. #2 Texas A&M ... First career win vs. Georgia State (4/5) ... Struck out eight in 6.0 innings with two runs allowed ... Perfect inning out of the bullpen against ASU (4/19) ... Pitched 2.1 perfect innings out of pen at #14 Ole Miss (4/23) ... Struck out five in 3.0 scoreless innings vs. South Ala. (4/26) ... Picked up second win with 5.1 scoreless innings against UAB (5/17) ... Only allowed two hits

HIGH SCHOOL

Played at White Hall High School in White Hall, Arkansas ... 2015 Perfect Game Honorable Mention All-American Southeast - All Region 1st Team ... Rated the No. 222 player in the country ... No. 76 right-handed pitcher in the nation ... No. 3 player in Arkansas ... Also played football and basketball ... Rated a three-star athlete by Rivals.com as a football recruit ... Rated a three-star defensive end/tight end by 247 Sports ... Helped White Hall to its third 5A state championship in four years ... Named 5A tournament MVP in 2013 and 2014 ... Won state championship clinching game in 2014 ... Also played for local American Legion team

PERSONAL

Born in Pine Bluff, Arkansas ... Son of Billy and Sheila Sprinkle ... Has two brothers, Aaron and Jeremy ... Jeremy was an All-SEC tight end at Arkansas from 2012-16 ... Aaron was an all-conference offensive lineman at Ouachita Baptist in Arkansas from 2011-14 ... Studying in the College of Liberal Arts

SPRINKLE AT A GLANCE

CAREER RECORD

at Plainsman Park.....	2-0
On Road / Neutral Site.....	0-1
vs. SEC.....	0-0
vs. SEC West.....	0-0
vs. SEC East.....	0-0

CAREER HIGHS

Innings.....	6.0, vs. Georgia St. (4/5/16)
Hits.....	4, two times
Runs.....	5, at Arkansas (3/26/16)
Earned Runs.....	5, at Arkansas (3/26/16)
Walks.....	4, vs. Alabama A&M (3/1/16)
Strikeouts.....	8, vs. Georgia State (4/5/16)
Pitches.....	87, vs. Georgia State (4/5/16)

ALL GAMES

Year	ERA	W	L	App	GS	CG	SHO	CBO	SV	IP	H	R	ER	BB	SO	2B	3B	HR	BF	B/Avg	WP	HBP	BK	SFA	SHA
2016	4.78	2	1	17	4	0	0	0	0	32.0	30	18	17	14	25	4	0	4	140	.246	2	1	0	1	2

SEC GAMES ONLY

Year	ERA	W	L	App	GS	CG	SHO	CBO	SV	IP	H	R	ER	BB	SO	2B	3B	HR	BF	B/Avg	WP	HBP	BK	SFA	SHA
2016	8.31	0	0	7	0	0	0	0	0	8.2	13	8	8	2	3	3	0	1	40	.351	0	0	0	1	0





DANIEL SPRINKLE'S CAREER APPEARANCES

*-Starter

2016 - FRESHMAN YEAR

Date	Opp (Res.)	DEC	QS	IP	H	R	ER	BB	SO	HR	ERA	PIT/STRK
3/1	*ALABAMA A&M (W, 15-1)	ND	-	3.0	2	0	0	4	2	0	0.00	53/31
3/8	#9 GEORGIA TECH (L, 1-4)	-	-	0.1	2	1	1	0	0	0	2.70	9/6
3/13	ORAL ROBERTS (W, 18-11)	-	-	1.0	0	0	0	0	2	0	2.08	16/12
3/15	at #22 Georgia Tech (W, 14-3)	-	-	1.0	1	0	0	0	0	0	1.69	14/10
3/20	#2 TEXAS A&M (L, 10-12)	-	-	1.0	1	0	0	1	0	0	1.42	15/8
3/26	at #18 Arkansas (L, 7-14)	-	-	0.2	4	5	5	1	0	1	7.71	29/18
4/5	*GEORGIA STATE (W, 7-4)	W	X	6.0	3	2	2	2	8	1	5.54	87/54
4/12	*at Kennesaw St. (L, 5-6)	L	-	1.2	4	4	4	3	1	1	7.36	59/32
4/19	ALABAMA STATE (W, 11-2)	-	-	1.0	0	0	0	0	1	0	6.89	9/8
4/24	at #14 Ole Miss (L, 4-7)	-	-	2.1	0	0	0	0	1	0	6.00	24/15
4/26	#23 SOUTH ALABAMA (L, 5-8)	-	-	3.0	1	0	0	2	5	0	5.14	78/46
5/1	#22 KENTUCKY (L, 6-9)	-	-	0.1	2	1	1	0	0	0	5.48	8/5
5/6	at Alabama (L, 2-6)	-	-	1.2	1	0	0	0	2	0	5.09	24/16
5/8	at Alabama (W, 8-1)	-	-	1.0	3	0	0	0	0	0	4.88	12/8
5/11	KENNESAW STATE (L, 3-7)	-	-	1.0	2	2	2	0	2	1	5.40	17/12
5/14	#4 MISS STATE (L, 6-16)	-	-	1.2	2	2	2	0	0	0	5.74	28/19
5/17	*UAB (W, 4-1)	W	-	5.1	2	1	0	1	1	0	4.78	66/45



KEEGAN THOMPSON

7

POSITION
Right-Handed Pitcher

CLASS
Redshirt Junior

BATS / THROWS
R/R

HEIGHT - WEIGHT
6-2 - 209

EXPERIENCE
2L

HOMETOWN
Cullman, Ala.

HIGH SCHOOL
Cullman

2016 - JUNIOR YEAR
Redshirted the season due to injury

2015 – SOPHOMORE YEAR
Appeared in 12 games on the mound with 11 starts ... Started three games at designated hitter and one at first base ... Second on the team with seven wins adding a 3.10 ERA ... Had a 7-3 record with one save ... Third on the team in innings pitched logging 69.2 innings with 62 strikeouts ... Led the team with two complete games on the mound ... Held opponents to a .235 batting average ... Named to Golden Spikes Watch List ... Named SEC Pitcher of the Week on April 13 for his complete game effort on the road against No. 1 LSU ... Picked up his first win of the season against Binghamton (2/13) lasting four innings with five strikeouts ... Pitched seven innings with nine strikeouts in a win against Georgia Tech (2/24) ... Had a season high 12 strikeouts in 7.1 innings in a win against Alabama (3/3) in the Capitol City Classic ... Had a triple and an RBI in two at-bats against UAB (3-17) ... Had eight strikeouts against Vanderbilt (3/20) in 6.2 innings ... Lasted all nine innings in a win against Arkansas (4/4) with nine strikeouts ... Added a second consecutive complete game in a road win against LSU (4/11) with three strikeouts ... Picked up his lone save against Mercer in the Regionals with 2.1 innings pitched and two strikeouts

2014 - FRESHMAN YEAR
Named a Freshman All-American by Collegiate Baseball, Baseball America and Perfect Game ... First Auburn freshman to earn multiple freshman All-America honors since 2008 ... Named the SEC All-Freshman team ... Pitched in 14 games with 12 starts ... Struck out 73 batters in 89.2 innings pitched ... Hit .244 with 13 RBI and four extra base hits in 37 games ... Held opponents to a .192 batting average against ... Made 33 total starts including 28 at first base and four as designated hitter ... Led the Auburn starting rotation with an earned run average of 2.01 ... Posted a record of 5-3 with two complete games ... Went the distance against both Presbyterian and Texas A&M, earning the win both times ... Struck out a season-high 10 in win over Aggies ... Recorded his first career save with five strike outs in two innings of work against Alabama on April 11 ... Posted a record of 2-3 with a 2.87 ERA in SEC games ... Struck out 52 batters in 59 innings of work in league play ... Struck out nine over 5.2 innings on two hits with no earned runs in collegiate debut against UConn on Feb. 16 ... Pitched first one-hitter for Auburn in 12 years in third career start vs. Presbyterian (3/1) ... Had a streak of 20.0 scoreless innings over three games (Presbyterian, Mercer, Texas A&M) ... Pitched two complete games in first five career starts ... Retired 26 of 27 batters across a 2-game stretch (last 5 inn. vs. Texas A&M, 1st 4 innings at Tennessee) ... Saddled with no-decision as bullpen couldn't hold lead as he went 8.0 innings against South Carolina (4/19)

HIGH SCHOOL

Played for Cullman High School under coach Brent Patterson ... Summer team was Alabama Seminoles with coach Jerry Hendricks ... Gatorade Alabama State Player of the Year in 2011 and 2013 ... Named a high school All-American in 2011, 2012 and 2013 ... Won two gold medals with USA Baseball with their 16U and 18U teams ... No. 2 overall player in Alabama and No. 1 pitcher according to Perfect Game ... Ranked the No. 63 overall prospect and No. 18 pitcher in the nation ... 2013 Rawlings First-Team All-American ... Southeast Region First Team ... 2012 Perfect Game Underclass First-Team All-American ... Rated the No. 14 overall prospect for the 2016 MLB Draft by Perfect Game.

PERSONAL

Keegan Cole Thompson ... Parents are Jerry and Phyllis Thompson ... Has a brother, Chase ... Studying in University College.

THOMPSON AT A GLANCE

CAREER RECORD

at Plainsman Park.....	7-2
On Road / Neutral Site.....	4-4
vs. SEC.....	7-5
vs. SEC West.....	5-2
vs. SEC East.....	2-0

CAREER HIGHS

Innings.....	9.0, four times
Hits.....	10, at Texas A&M (3/13/15)
Runs.....	6, three times
Earned Runs.....	5, three times
Walks.....	4, two times
Strikeouts.....	12, vs. Alabama (3/3/15)
Pitches.....	130, at Texas A&M (3/13/15)

CAREER HIGHS

At Bats:.....	5, 4x, at Ole Miss (4/4/14)
Runs:.....	2, vs. Alabama A&M (2/25/14)
Hits:.....	2, 7x, vs. Bethune-Cookman (5/6/14)
RBI:.....	1, 15 times
Doubles:.....	1, 3x, vs. Bethune-Cookman (5/6/14)
Triples:.....	1, two times
HR:.....	1, at Mississippi State (3/29/15)
Hit Streak:.....	5 (3/19-3/29/14)
Reach Base.....	6 (3/19-3/29/14)

MULTI-HIT GAMES

Year	2	3	4	5+	Total
2014	7	-	-	-	7
2015	-	-	-	-	-
Totals	7	--	--	--	7

MULTI-RBI GAMES

Year	2	3	4	5+	Total
2014	-	-	-	-	-
2015	-	-	-	-	-
Totals	--	--	--	--	--





KEEGAN THOMPSON'S CAREER APPEARANCES

*-Starter

2014 - FRESHMAN YEAR

Date	Opp (Res.)	DEC	QS	IP	H	R	ER	BB	SO	HR	ERA	PIT/STK
2/16	*vs. UConn (W, 7-3)	W	-	5.2	2	1	0	2	9	0	0.00	96/60
2/23	*EAST TENNESSEE STATE (L, 2-3)	-	X	8.1	4	2	1	0	5	0	0.64	83/62
3/1	*PRESBYTERIAN (W, 3-0)	W	X	9.0	1	0	0	0	5	0	0.39	90/68
3/8	*MERCER (W, 4-1)	W	X	7.0	2	0	0	3	2	0	0.30	77/46
3/15	*TEXAS A&M (W, 5-2)	W	X	9.0	4	2	2	1	10	0	0.69	121/81
3/22	*at Tennessee (W, 4-2)	W	X	7.1	5	1	1	2	2	0	0.78	108/68
3/28	*MISSOURI (L, 2-4)	-	X	6.0	7	2	2	4	9	0	1.03	104/71
4/5	*at Ole Miss (L, 0-6)	L	-	5.2	9	6	5	3	1	0	1.71	97/61
4/11	at Alabama (W, 2-1)	S	-	2.0	1	0	0	0	5	0	1.65	41/31
4/13	at Alabama (L, 3-4)	L	-	2.2	3	1	1	0	3	0	1.72	38/26
4/19	*SOUTH CAROLINA (L, 2-3)	-	X	8.0	8	1	1	1	5	0	1.66	123/78
4/26	*at Arkansas (L, 3-4)	-	X	7.0	7	2	2	2	6	0	1.74	103/70
5/3	*MISSISSIPPI STATE (L, 0-3)	L	X	7.0	5	3	3	2	4	0	1.91	95/65
5/11	*at Kentucky (L, 5-6 [10])	-	-	5.0	3	2	2	3	7	0	2.01	80/51

2015 - SOPHOMORE YEAR

Date	Opp (Res.)	DEC	QS	IP	H	R	ER	BB	SO	HR	ERA	PIT/STK
2/13	*BINGHAMTON (W, 2-0)	W	-	4.0	1	0	0	0	5	0	0.00	53/35
2/17	*at South Alabama (L, 4-7)	L	-	5.1	8	6	5	1	0	0	4.82	81/54
2/24	*GEORGIA TECH (W, 7-1)	W	X	7.0	6	1	1	0	9	0	3.31	95/74
3/3	*vs. Alabama (W, 5-3)	W	X	7.1	7	3	3	1	12	0	3.42	117/88
3/13	*at Texas A&M (L, 2-6)	L	-	7.0	10	6	5	4	4	1	4.11	130/84
3/20	*VANDERBILT (W, 6-4)	W	X	6.2	7	3	3	3	8	1	4.10	113/76
3/28	*at Mississippi State (W, 4-0)	W	X	8.0	4	0	0	1	5	0	3.38	121/81
4/4	*ARKANSAS (W, 3-2)	W	X	9.0	6	2	2	2	9	0	3.15	116/84
4/11	*at LSU (W, 6-1)	W	X	9.0	6	1	1	1	3	1	2.84	113/79
4/18	*OLE MISS (L, 2-7)	L	-	2.0	3	3	3	1	3	0	3.17	38/27
5/16	*at Florida (L, 1-3)	-	-	2.0	2	1	1	0	2	1	3.21	29/19
5/30	vs. Mercer (W, 1-0)	S	-	2.1	1	0	0	2	2	0	3.10	31/19

ALL GAMES

Year	ERA	W	L	App	GS	CG	SHO	CRO	SV	IP	H	R	ER	BB	SO	2B	3B	HR	BF	B/Avg	WP	HBP	BK	SFA	SHA
2014	2.01	5	3	14	12	2	1	0	1	89.2	61	23	20	23	73	11	0	0	352	.192	5	3	0	3	6
2015	3.10	7	3	12	11	2	0	3	1	69.2	61	26	24	16	62	14	3	5	286	.235	1	3	0	3	4
2016				REDSHIRTED																					
TOTAL	2.49	12	6	26	23	4	1	3	2	159.1	122	49	44	39	135	25	3	5	638	.211	6	6	0	6	10

SEC GAMES ONLY

Year	ERA	W	L	App	GS	CG	SHO	CRO	SV	IP	H	R	ER	BB	SO	2B	3B	HR	BF	B/Avg	WP	HBP	BK	SFA	SHA
2014	2.87	2	3	10	8	1	0	0	1	59.2	52	20	19	18	52	9	0	0	249	.234	4	3	0	2	4
2015	3.09	4	2	7	7	2	0	1	0	43.2	38	16	15	12	34	10	1	5	178	.235	1	1	0	0	3
2016				REDSHIRTED																					
TOTAL	2.96	6	5	17	15	3	0	1	1	103.1	90	36	34	30	86	19	1	5	427	.234	5	4	0	2	7

Year	Avg	GP	GS	AB	R	H	2B	3B	HR	RBI	TB	SLG%	BB	HBP	SO	GDP	OB%	SF	SH	SB	ATT	PO	A	E	FLD%
2014	.244	37	33	123	13	30	3	1	0	13	35	.285	4	1	21	2	.273	0	3	1	1	244	27	3	.989
2015	.182	5	4	11	2	2	0	1	1	2	7	.636	1	0	2	1	.250	0	0	0	0	7	9	2	.889
2016				REDSHIRTED																					
TOTAL	.239	42	37	134	15	32	3	2	1	15	42	.313	4	1	23	3	.271	0	3	1	1	251	36	5	.983




ELLIOTT #38
ANDERSON LHP
 6-3 • 212 • Fr. • HS
 Cartersville, Ga. (Cartersville)
 L/L

HIGH SCHOOL

Played at Cartersville High School for coach Stuart Chester ... named team MVP and most valuable pitcher following senior season ... First team Class 4A All-State honoree ... pre-season All-State pick ... posted a 14-8 record with 2.13 ERA and 154 strikeouts in his high school career ... Region 7-AAAA and Daily-Tribune News Player of the Year in 2015 ... 2.44 ERA with 76 strikeouts in 63 innings pitched as a junior ... 2016 Rawlings-Perfect Game honorable mention All-American ... Southeast All-Region pick ... two-time Underclass honorable mention ... No. 338 nationally by Perfect Game ... No. 42 left-handed pitcher in the country ... Ranked No. 39 in Georgia ... No. 6 southpaw in state ... No. 248 true freshman newcomer in the country according to Perfect Game

PERSONAL

Son of Tim and Teresah Thompson ... has one sister, Hattie Thompson ... studying in the college of business



JOSH #3
ANTHONY IF
 5-11 • 203 • Jr. • JC
 Columbus, Ga. (Western Oklahoma)
 R/R

JUNIOR COLLEGE

Played for Kurt Russell at Western Oklahoma State College in Altus, Okla. ... Batted .444 with 25 home runs (second in the country) and 84 RBI (fourth in the country) as a sophomore ... Also stole 49 bases and scored a nation-leading 112 runs ... tallied 17 doubles and 54 walks ... Named a first-team NJCAA All-American ... Helped team to two NJCAA World Series appearances ... Hit .425 as a freshman in 2015 with 20 home runs ... Totaled 71 RBI with 79 runs and 18 stolen bases ... Spent time at second, third and behind the plate in his junior college career ... Drafted in the 16th round by the Atlanta Braves in 2016 ... Named an impact JUCO transfer by Perfect Game

HIGH SCHOOL

Played at Hardaway High School in Columbus, Ga. for coach Christopher Gilstrap ... During his senior season at Hardaway, batted .425 with 18 RBI and 14 extra-base hits ... named All-Bi City four times ... hit .351 as a junior with 18 RBI and 13 extra-base hits ... 2013 Region I - AAAAA Player of the Year ... hit .331 with 15 RBI as a sophomore ... member of Georgia Black Crackers travel program

PERSONAL

Son of Eric and Katina Anthony ... has two siblings Samuel and D'Erica ... studying in the college of liberal arts



CHRISTIAN #5
CAMACHO RHP
 6-0 • 170 • Fr. • HS
 Elk Grove, Ill. (Elk Grove)
 L/R

HIGH SCHOOL

Played at Elk Grove High School in Elk Grove, Illinois for coach Terry Beyna ... ABCA/Rawlings third team All-American ... Top 500 player nationally ... Ranked No. 53 in the state of Illinois ... three-time All-Conference ... 2016

Rawlings-Perfect Game HM All-American ... Illinois Class 4A All-State honoree ... PG Central Region honorable mention ... Won three consecutive conference titles in high school ... Led league in pitching, hitting and runs scored as senior ... captain of Daily Herald Northwest all-area team ... Journal-area Baseball Co-Player of the Year ... Posted a 0.80 ERA as a senior ... Also hit .512 ... Posted a 12-1 record with 121 strikeouts in 78.2 innings pitched ... Scored 39 runs and drove in 24 with 19 doubles and two triples ... Posted a 9-2 record with three saves and a 2.15 ERA as a junior ... Played for Team DeMarini ... Conference Player of the Year as junior and senior ... ABCA third team All-American ... Upper Midwest All-Region team

PERSONAL

Born in Chicago, Ill. ... son of David and Maria Camacho ... brother David pitches at Rockford University in Illinois ... also has a sister, Aryel ... studying in the college of business



CALVIN #23
COKER RHP
 6-3 • 165 • Jr. • JC
 Kyle, Texas (Ranger)
 R/R

JUNIOR COLLEGE

Played at Ranger College in Ranger, Texas for coach Josh Blakley ... Pitched in 15 games (14 starts) as a sophomore with a 9-6 record ... Posted a 3.30 ERA ... Struck out 74 in 87.1 innings pitched ... Pitched in 18 games as a freshman ... Struck out 35 in 45.2 innings with a 1-0 record

HIGH SCHOOL

Pitched at Hays High School in Buda, Texas for coach David Null ... Posted a 5-2 record as a senior in eight games ... Struck out 45 in 38.0 innings pitched ... Recorded a 2.00 ERA

PERSONAL

Son of Patrick and Vanessa Coker ... Has seven siblings: Paige, Jared, Leah, Stephanie, Joey, Kevin and Ashley ... Born in Redwood City, Calif. ... studying in the college of liberal arts



DAVIS #13
DANIEL RHP
 6-1 • 179 • Fr. • HS
 Montgomery, Ala. (St. James)
 R/R

HIGH SCHOOL

Played at St. James in Montgomery, Ala. for coach Keith Lucky ... Ranked the No. 56 player nationally by Perfect Game ... No. 17 right-handed pitcher overall ... No. 2 player in Alabama and No. 1 right-handed pitcher in state ... Played with Triton Rays ... 2016 Rawlings-Perfect Game 2nd team All-American ... Southeast-All-Region 1st team ... 2014 Underclass Honorable Mention ... 2015 Underclass 2nd team ... 34th round draft pick of the Chicago Cubs in 2016 ... Posted a 11-1 record with a 0.70 ERA as a senior ... set school record with 137 strikeouts in 70 innings as a senior at St. James ... Also hit .398 with 25 RBI ... 5-1 record with a 0.74 ERA as a junior ... 82 strikeouts in 47 innings with three shutouts and two no-hitters ... ASWA 2016 Class 4A Pitcher of the Year ... First team ASWA Class 4A All-State team ... Alabama Sports Writers Super All-State selection as a junior ... 2016 Louisville Slugger All-American ... Montgomery Advertiser All-Metro Class 1A-4A Player of the Year ... American Family Insurance All-USA Alabama All-State Team ... MaxPreps 2016 Medium Schools All-American ... No. 18 incoming freshman in the country according to Perfect Game

PERSONAL

Son of Rusty and Lucy Daniel ... has one brother, Russ ... born in Atlanta, Ga. ... studying in the college of business





CONOR #24
DAVIS IF

6-3 • 229 • Fr. • HS
Roswell, Ga. (Blessed Trinity)
R/R

HIGH SCHOOL

Played at Blessed Trinity Catholic in Roswell, Ga. for coach Andy Harlin ... Helped team to back-to-back state titles in 2014 and 2015 ... Class 3A first team all-state as a senior ... three-time All-State honoree ... Hit .442 as a senior with seven home runs and 34 RBI ... Also added 11 doubles ... During his junior season, batted .447 with eight homers and 32 RBI ... Sophomore year belted six homers with 13 doubles and 29 RBI and a .374 average ... Ranked No. 308 nationally and No. 16 first baseman overall ... No. 37 player in Georgia according to Perfect Game ... No. 4 first baseman in the state ... 2016 Rawlings-Perfect Game honorable mention All-American ... Southeast All-Region selection ... two-time Underclass honorable mention ... Perfect Game's No. 219 incoming freshman nationally ... Also played quarterback in high school ... Passed for 1,535 yards and 15 touchdowns as senior ... Threw 20 touchdowns as a junior .. Owns five school records ... three-year All-State football player

PERSONAL

Son of Richard and Maura Davis ... four siblings: Colin, Ryan, Caitlin and Quinn ... Mother played soccer at Alabama ... father played football at Alabama ... grandfather Ted Davis played football at Georgia Tech and nine years in the NFL with the Saints, Colts and Dolphins ... studying in the college of liberal arts



JAY #25
ESTES IF

5-10 • 170 • Jr. • JC
Crawfordville, Fla. (Chipola)
R/R

JUNIOR COLLEGE


Played at Chipola College in Marianna, Fla. for Jeff Johnson Batted .316 with four homers and 28 RBI as a sophomore ... scored 61 runs with 23 stolen bases in 58 games ... Tallied 16 doubles and two triples ... Helped Indians to 2016 FCSAA State Championship game ... First team All-Conference selection as a sophomore ... Hit .286 with 18 RBI as a freshman ... three homers and 39 runs with five doubles and two triples

HIGH SCHOOL

Prepped at Wakulla High School in Crawfordville, Fla. under coach Mike Gauger ... hit .481 as a senior with 33 runs scored and 14 RBI ... tallied 10 doubles, one triple and one home run ... also stole 14-of-18 bases ... team offensive MVP ... Florida 5A baseball player of the year ... first team all-state selection

PERSONAL

Son of James and Shealyn Estes ... has two brothers, Jacob and Jace ... father played baseball at Faulkner University ... studying in the college of business



JOE #34
GAHM RHP

6-1 • 214 • Fr. • HS
Richfield, Wisc. (Germantown)
R/R

HIGH SCHOOL

Played at Germantown High School in Germantown, Wisconsin ... 2016 Perfect Game Central Region honorable mention ... 2015 underclass All-American honorable mention ... Ranked No. 29 player in Wisconsin by Perfect Game ... Ranked No. 24 in Wisconsin by Prep Baseball Report ... Played for coach RJ Fergus and Hitters Baseball Academy travel program ... Posted a 7-0 record as a senior at Germantown with a 1.32 ERA ... pitched 52.1 innings

PERSONAL

Son of Kerry and Diana Gahm ... has three siblings: Olivia, Kaylee and Maria ... studying in the college of education



COREY #18
HERNDON RHP

6-3 • 212 • Jr. • JC
Marion, Ark. (Columbia State)
R/R

JUNIOR COLLEGE

Played at Columbia State in Columbia, Tenn. for coach Mike Corn ... Pitched in 13 games (nine starts) as a sophomore with a 3.54 ERA in 56.0 innings ... Stuck out 54 with 22 walks and a 5-2 record ... Hit .284 with 15 RBI in 42 games ... helped team to region championship game ... Spent freshman season (2015) at the University of Central Arkansas ... Made four appearances on mound and saw action in 13 games in the field

HIGH SCHOOL

Prepped at Christian Brothers High School in Memphis, Tenn. under coach Buster Kelso ... was a three-time All-Metro selection, a three-time All-State selection and a three-time All-Conference selection... three-time Under Armour pre-season All-American... Played on two state championship teams ... Ranked No. 2 player in Arkansas in 2014 ... No. 347 player nationally by Perfect Game ... 6-1 record as a senior with a 1.51 ERA in 37.0 innings ... participated in Memphis high school all-star game

PERSONAL

Born in Helena, Ark. ... son of Rodney and Janie Herndon ... sister, Brittany Bullard ... studying in the college of business



TREVOR #22
HILLHOUSE LHP

6-6 • 208 • Fr. • HS
Canton, Ga. (Woodstock)
L/L

HIGH SCHOOL

Played at Woodstock High School in Woodstock, Ga. for coach Todd Harris ... 4-1 record as a senior with a 1.37 ERA ... Struck out 41 in 35.2 innings ... 3-time all-state honoree ... honorable mention Georgia Class 6A all-state ... 2016 Rawlings-Perfect Game honorable mention All-American ... Southeast Region 1st team selection ... 2015 Underclass All-American ... Ranked No. 29 in Georgia and No. 5 left-handed pitcher ... Ranked No. 252 nationally and the No. 30 LHP ... One of the top 200 incoming freshmen in the country according to Perfect Game ... Drafted in 38th round by the Philadelphia Phillies in 2016

PERSONAL

Son of Phil and Jennifer Hillhouse ... one brother, Ridge, who plays baseball at Tusculum College ... studying in the college of business



WILL #17
HOLLAND IF


5-10 • 175 • Fr. • HS
Lawrenceville, Ga. (Collins Hill)
R/R

HIGH SCHOOL

Played at Collins Hill High School in Lawrenceville, Ga. for coaches Paul Pierce and Daniel Warzon ... hit .430 as a senior with two homers and 16 RBI ... added 14 stolen bases ... finished junior season with a .347 average, five home runs and 22 RBI ... first team Class 6A all-state ... honorable mention Rawlings-Perfect Game All-American ... Southeast-All Region 2nd team ... 2014-2015 Underclass honorable mention ... Ranked No. 99 in Georgia ... Top 500 player nationally ... Played for Team Elite Prime ... Gwinnett County all-star game participant ... Georgia Class 6A All-State honoree ... member of USA Baseball 15U program in 2013

PERSONAL

Son of Beth and Phill Holland ... has one sister, Hannah ... studying in the college of education



DYLAN #27
INGRAM IF

6-4 • 215 • R-Jr. • JC
Pike Road, Ala. (Shelton State)
R/R

JUNIOR COLLEGE

Played at Shelton State in Tuscaloosa, Ala. for coach Bobby Sprowl ... Batted .411 with two homers and 64 RBI during his sophomore season in 2016 ... Also scored 43 runs with 31 doubles ... second team NJCAA All-American in 2016 ... NJCAA Region 22 Player of the Year ... All-Region 22 selection ... ACCC North Division Player of the Year ... Drove in 12 with 13 runs scored as a freshman in 2015 ... Spent 2014 season at Mississippi State where he redshirted ... Rated a top 50 first baseman in the country by national scouting service Perfect Game, as well as the second-best first base prospect in Alabama ... Named 2013 Rawlings Honorable Mention Southeast Region

HIGH SCHOOL

Prepped at Edgewood Academy in Elmore, Ala. ... Won a state championship in baseball all four years of high school, while being named ASWA/AISA 2012 Player of the Year in both football and baseball ... Hit .433 with seven homers, driving in 63 runs on 52 hits to go along with a .519 on-base percentage ... Owned a .541 average at the plate as a junior with six homers and 69 RBIs ... Also had the greatest single-season of any quarterback in Alabama prep history in 2012, breaking the AHSAA and AISA record with 4,182 passing yards as the signal caller ... As quarterback at Edgewood Academy, won three-straight AISA Class AA state championships and was victorious in his final 31 games ... Earned all-state honors in baseball in 2012 and 2013 and football in 2011 and 2012 ... High school teammate of fellow Tiger Cole Lipscomb

PERSONAL

Full name is Merrill Dylan Ingram ... Son of Phyllis and Merrill Ingram of Pike Road, Ala. ... has one sister, Alyson ... father played football at Jacksonville State ... studying in the college of business



LUKE #9
JARVIS IF

5-10 • 183 • R-Jr. • JC
San Diego, Calif. (Saddleback)
R/R

JUNIOR COLLEGE

Played at Saddleback College in Mission Viejo, Calif. for coach Sommer McCartney ... Batted .371 in 2016 with two homers and 34 RBI ... Recorded 12 stolen bases with 17 doubles and 34 runs scored ... Batted .430 in conference play ... First team Orange Empire Conference selection at shortstop ... Second team All-Region selection by Pacific Association ABCA/Rawlings ... Missed the 2015 season due to injury ... Appeared in 25 games as freshman in 2014

HIGH SCHOOL

Played at Clairemont High School in San Diego for coach Pat Hornbrook ... first team All-City honoree three times ... named Player of the Year following his junior season ... hit .479 as a senior with two homers and 27 RBI ... Batted .386 as a junior with 16 stolen bases and nine doubles ... finished sophomore season with a .390 batting average to go with three home runs and 21 RBI ... All-League honoree three times ... named Clairemont High School Athlete of the Year as a senior ... Academic All-League selection four-straight years in high school

PERSONAL

Son of Chip and Susan Jarvis ... has four siblings: Kate, Mike, Jim and Mally ... father played football at the University of San Diego ... studying in the college of business





JEREMY JOHNSON #2 OF

5-10 • 170 • R-Fr. • HS
Suwanee, Ga. (Lambert)
R/R

2016 -- FRESHMAN YEAR
Redshirted

HIGH SCHOOL

Played at Lambert High School in Suwanee, Ga. for Jamie Carr ... Also a standout football player ... Ranked in the top 500 players nationally ... No. 115 in Georgia ... Top 20 outfielder in Georgia ... 2015 Perfect Game Honorable Mention All-American Southeast – All Region 2nd Team ... 2013-14 Perfect Game Underclass Honorable Mention ... Also played for 6-4-3 DP Academy ... Helped Lambert to a Georgia Class 6A state championship in 2014 ... Batted .360 with 58 runs scored, 36 hits and 17 RBI as a junior ... Named to Rawlings All-6-4-3 Defensive Team ... All-Region as a sophomore, junior and senior ... As a senior he hit .333 with 10 RBI and 24 runs in 18 games

PERSONAL

Son of Washington and Marquette Johnson ... has two sisters, Ashley and Christina ... Christina played basketball at Lee University ... distant cousin of NFL veteran Jerricho Cotchery ... Avid chess player ... Studying in the College of Liberal Arts



KIRK MADDOX #8 LHP

5-10 • 175 • Jr. • JC
Dothan, Ala. (Wallace)
L/L

JUNIOR COLLEGE

Played at Wallace Community College in Dothan, Ala. for coach Mackey Sasser ... 6-4 record with a 3.91 ERA as a sophomore ... Struck out 49 in 78.1 innings pitched ... as a freshman, posted a 6-4 record with a 2.83 ERA in 84.1 innings pitched ... NJCAA Superior Academic Achievement award winner in 2016 ... Wallace President's Award Nominee in 2016 with a 3.96 GPA

HIGH SCHOOL

Prepped at Houston Academy in Dothan, Ala. under coach Tony Kirkland ... posted a 10-1 record as senior with a 1.39 ERA in 80.2 innings pitched ... Struck out 122 with 24 walks ... Finished his high school career with 22 victories and a 1.86 ERA ... 2012 Dothan Eagle Super-12 honorable mention ... 2014 AHSAA 2A state champion ... 2014 state title game MVP ... 2014 ASWA 2A Player of the Year and Pitcher of the Year ... 2014 ASWA 2A All-State team .. selected to 2014 ASWA Super All-State team ... 2014 Dothan Eagle Super-12 team ... Set school records for strikeouts in a season, wins in a season and most innings pitched in a season ... also lettered in golf

PERSONAL

Son of Sammy and Kim Maddox ... has one sister, Hillary ... studying in school of engineering



WELBY MALCZEWSKI #16 LHP

6-6 • 250 • R-So. • JC
Mt. Prospect, Ill. (Heartland)
L/L

JUNIOR COLLEGE

Played at Heartland Community College in Normal, Illinois for coach Nate Metzger ... Made nine appearances (five starts) in 2016 after returning from injury ... Struck out 18 in 20.0 innings with a 2-0 record ... Redshirted the 2015 season at Heartland ... Rated one of the top JUCO transfers in the country by Perfect Game ... Drafted in the 37th round by the Arizona Diamondbacks in 2016

HIGH SCHOOL

Played at Prospect High School in Mt. Prospect, Illinois for coach Ross Giusti ... Posted a 4-2 record in 12 games as a junior ... 3.37 ERA in 43.2 innings pitched ... Struck out 30 with 21 runs allowed ... Also played basketball

PERSONAL

Son of Mark and Diane Malczewski ... has two siblings, Delilah and Mark ... last name pronounced MAL-chez-SKI ... studying in the college of liberal arts



BOWEN MCGUFFIN #19 OF

6-1 • 193 • Jr. • JC
Panama City, Fla. (Gulf Coast St.)
L/L

JUNIOR COLLEGE

Played at Gulf Coast State College in Panama City, Fla. for coach Mike Kandler ... Two time All-Panhandle Conference honoree ... Batted .330 as a sophomore with six home runs and 40 RBI ... Also scored 41 runs with 15 doubles and one triple ... Hit .308 during his freshman season with one homer and 18 RBI ... Scored 23 runs and tallied six doubles

HIGH SCHOOL

prepped at Masley High School in Panama City, Fla. for coach Todd Harless ... three-time All-State honoree ... led team to state championship game ... Hit .450 as a senior with 19 RBI ... Drove in 25 runs with a .366 batting average during his junior season ... Perfect 12-for-12 in stolen bases with a .412 average as a sophomore

PERSONAL

Son of Tim and Carol McGuffin ... has two siblings, Lauren and Taylor ... studying in the college of liberal arts



MIKE #21
ROJAS C
6-2 • 209 • So. • JC
Naples, Fla. (Chipola)
R/R

JUNIOR COLLEGE


Played one season at Chipola College in Marianna, Fla. for Jeff Johnson ... Played in 45 games as a freshman with a .339 batting average ... hit four homers with 28 RBI ... Scored 30 runs with 12 doubles

HIGH SCHOOL

Prepped at Gulf Coast High School in Naples, Fla. under coach Pete Garcia ... batted .361 as a senior with two homers and 27 RBI in 29 games ... selected for state all-star game ... Drafted in 40th round by the Seattle Mariners in 2015 ... Florida Region Honorable Mention by Perfect Game

PERSONAL

Son of Mike and Ginny Rojas ... has two siblings Michelle and Jennifer ... Father is former Major League bullpen coach for Seattle (2014-15) ... Previously spent time as a coach, minor league manager and player development official in Detroit Tigers organization ... Also worked in Cincinnati, Houston and Chicago (AL) organizations ... Grandfather, Cookie, played, managed and coached in the Major Leagues ... Cookie was 5-time all-star ... currently serves as television commentator for Florida Marlins ... Cookie played in big leagues from 1962-1977 ... uncle Tab Rojas also played in Baltimore minor league system ... studying in the college of liberal arts



JONAH #41
TODD OF
6-0 • 180 • Jr. • JC
Birmingham, Ala. (Marion Military)
L/L

JUNIOR COLLEGE

Played at Marion Military Institute in Marion, Ala. for coach Matt Downs ... All-Region 22 selection ... ACCC North All-Division team ... 2016 ACCC Defensive Player of the Year ... Had 96 chances in centerfield with 93 putouts, three assists and no errors ... Batted .411 as a sophomore with 42 runs scored and five stolen bases ... Tallied 14 doubles, four triples and 24 runs batted in ... Hit .331 as a freshman with 21 RBI and 35 runs scored

HIGH SCHOOL

Prepped at Oak Grove High School in Bessemer, Ala. for coach Kyle Hammonds ... batted .405 as a senior with 15 stolen bases and 29 RBI ... 9-0 on the mound with a 0.25 ERA during his senior season ... Hit .416 his junior season with 24 RBI and 44 runs scored ... Batted .397 as a sophomore driving in 26 ... Posted third lowest ERA in Alabama state history as a senior with a 0.25 ERA in 55 innings pitched in 2014 ... two-time AHSAA Class 3A All-State pick ... also honorable mention All-State in basketball as a senior ... scored over 1,500 career points

PERSONAL

Son of Kerry and Karen Todd ... has one brother, Hunter ... studying in the college of education



GRANT #26
WARNER RHP
6-3 • 220 • Jr. • JC
Decatur, Ala. (Calhoun)
R/R

JUNIOR COLLEGE

Played two seasons at Calhoun Community College in Tanner, Ala. for head coach Mike Burns ... pitched in 14 games (three starts) as a sophomore with a 5-5 record ... struck out 49 in 76.2 innings pitched ... Posted a 3.64 ERA ... Made eight starts in 2015 with a 5-2 record ... Struck out 24 in 35.1 innings pitched ... Recorded a 4.33 ERA

HIGH SCHOOL

Prepped at Decatur (Ala.) High School under coach Kenny Morson ... Helped team to Region Championship in 2014 as a senior ... posted a 4-2 record with a 2.69 ERA as a senior ... struck out 30 in 35.0 innings ... named to All-Decatur Daily team and the All-Region team

PERSONAL

Son of Brent and Melanie Warner ... has two sisters, Lillibeth and Annilyn ... studying in the college of business



RYAN #37
WATSON RHP
6-5 • 205 • Fr. • HS
Auburn, Ala. (Auburn)
R/R

HIGH SCHOOL

Played at Auburn High School for coach Matt Cimo ... helped team to Class 7A state championship game as a senior ... Posted a 5-1 record with a 1.98 ERA in 60 innings as a senior ... Struck out 62 with only 22 walks ... Posted a 1-1 record with a 2.17 ERA as a junior ... 2016 ASWA second team All-State ... Selected by the Los Angeles Dodgers in the 39th round of the 2016 MLB Draft ... 2016 Rawlings-Perfect Game honorable mention All-American ... Southeast All-Region honoree ... 2015 underclass honorable mention ... Ranked No. 9 in the state of Alabama by Perfect Game ... No. 3 right-handed pitcher ... No. 463 nationally ... No. 147 RHP in the nation ... Perfect Game ranked him No. 366 nationally among top 2017 freshmen

PERSONAL

Son of Doug and D'Anne Watson ... has one sibling, Rees ... studying in the college of business



2016 TEAM STATS



2016 Auburn Baseball
Overall Statistics for Auburn (as of May 21, 2016)
(All games Sorted by Batting avg)



Record: 23-33 Home: 19-16 Away: 3-14 Neutral: 1-3 SEC: 8-22

Player	avg	gp-gs	ab	r	h	2b	3b	hr	rbi	tb	slg%	bb	hp	so	gdp	ob%	sf	sh	sb-att	po	a	e	fld%
3 Palacios, Joshua	.385	34-33	143	34	55	9	4	5	23	87	.608	19	2	27	2	.463	0	1	12-17	59	7	3	.957
10 Grier, Anfernee	.366	56-56	238	56	87	8	3	12	41	137	.576	32	8	55	2	.457	0	0	19-24	126	4	3	.977
24 Buentello, Niko	.332	54-54	211	41	70	15	1	11	55	120	.569	30	7	48	7	.428	2	0	0-0	414	29	2	.996
23 Ebert, Jordan	.325	55-55	237	41	77	13	0	2	31	96	.405	17	5	39	9	.378	3	0	5-9	99	62	10	.942
17 Nulph, Cody	.275	51-51	189	26	52	12	1	0	36	66	.349	11	2	32	1	.314	5	0	1-1	65	128	12	.941
1 Logan, Blake	.274	53-48	190	26	52	15	1	2	36	75	.395	21	6	32	2	.357	4	2	0-1	210	14	2	.991
5 Gray, Melvin	.268	43-40	149	29	40	5	2	0	11	49	.329	21	10	38	3	.392	1	3	12-18	51	93	7	.954
19 Burgreen, Jackson	.252	44-34	135	29	34	6	1	2	16	48	.356	24	3	45	5	.372	2	0	0-2	74	5	2	.975
6 Haecker, Damon	.248	45-40	145	17	36	4	1	1	21	45	.310	23	7	25	4	.377	0	0	6-8	45	97	18	.888
20 Robert, Daniel	.245	29-27	110	18	27	5	0	2	12	38	.345	14	4	34	2	.352	0	0	4-4	92	10	3	.971
13 Deese, Kyler	.221	44-40	140	20	31	4	0	0	20	35	.250	24	2	15	4	.335	4	2	1-2	105	65	13	.929
22 Craft, Ben	.333	5-2	9	1	3	1	0	0	1	4	.444	0	0	3	0	.333	0	0	0-0	1	0	0	1.000
8 Foster, Jonathan	.265	18-14	49	5	13	3	0	0	4	16	.327	0	4	11	2	.321	0	0	0-0	110	10	1	.992
15 Shaffer, J.J.	.200	16-7	20	2	4	2	0	0	3	6	.300	4	2	9	0	.385	0	1	1-3	3	0	0	1.000
33 Weisz, Keaton	.000	7-3	11	1	0	0	0	0	0	0	.000	1	0	3	0	.083	0	0	0-0	5	5	2	.833
Totals	.294	56	1976	346	581	102	14	37	310	822	.416	241	62	416	43	.384	21	9	61-89	1489	581	85	.961
Opponents	.269	56	1955	304	525	84	16	42	272	767	.392	196	28	397	33	.340	21	29	68-86	1473	564	65	.969

.OB - Team (490), Opp (436). DPs turned - Team (46), Opp (47). IBB - Team (4), Grier, A. 3, Buentello, N 1, Opp (3). Picked off - Grier, A. 7, Ebert, J. 3, Haecker, D. 2, Gray, M. 1.

(All games Sorted by Earned run avg)

Player	era	w-l	app	gs	cg	sho	sv	ip	h	r	er	bb	so	2b	3b	hr	b/avg	wp	hp	bk	sfa	sha
32 Mize, Casey	3.52	2-5	16	7	0	0/0	1	69.0	69	32	27	18	59	11	1	9	.249	7	4	0	1	5
34 Braymer, Ben	3.56	4-4	21	4	0	0/1	0	48.0	36	24	19	20	47	5	0	4	.206	5	2	0	1	4
27 Camp, Justin	4.43	3-5	14	14	1	1/1	0	81.1	86	48	40	27	52	14	3	6	.269	4	4	0	3	3
10 Klobosits, Gabe	4.70	3-5	21	3	0	0/1	0	44.0	54	26	23	19	44	6	2	1	.307	5	3	0	2	1
19 Lipscomb, Cole	5.10	2-5	14	12	1	0/0	0	67.0	76	55	38	18	50	12	5	4	.273	10	2	2	5	4
12 Mitchell, Andrew	5.40	4-4	19	10	0	0/1	1	60.0	70	44	36	31	54	14	3	6	.288	8	5	0	2	2
18 Campbell, Colton	0.00	0-0	1	0	0	0/0	0	0.2	0	0	0	1	2	0	0	0	.000	0	1	0	0	0
39 Cardenas, Gordon	2.70	0-0	17	0	0	0/2	2	26.2	18	9	8	15	17	4	0	2	.189	2	0	0	0	0
21 Frazier, Marc	4.32	0-2	14	0	0	0/1	0	25.0	29	13	12	11	15	8	1	1	.302	8	1	0	1	4
28 Sprinkle, Daniel	4.78	2-1	17	4	0	0/0	0	32.0	30	18	17	14	25	4	0	4	.246	2	1	0	1	2
25 Yarbrough, Izaac	5.79	3-1	18	1	0	0/1	1	28.0	32	19	18	15	23	2	0	3	.294	2	3	0	2	3
38 Rodriguez, Octavio	6.14	0-1	5	1	0	0/0	0	7.1	11	5	5	2	7	2	1	1	.367	1	0	0	2	1
20 Robert, Daniel	6.75	0-0	5	0	0	0/0	0	6.2	9	7	5	4	2	1	0	1	.346	0	1	0	1	0
11 Mason, Sam	54.00	0-0	2	0	0	0/0	0	0.2	5	4	4	1	0	1	0	0	.833	0	1	0	0	0
Totals	4.57	23-33	56	56	2	4/3	5	496.1	525	304	252	196	397	84	16	42	.269	54	28	2	21	29
Opponents	5.24	33-23	56	56	3	3/1	14	491.0	581	346	286	241	416	102	14	37	.294	43	62	9	21	9

2B - Team (14), Logan, B. 8, Deese, K. 4, Foster, J. 2, Opp (8). Pickoffs - Team (0), Opp (11). SBA/ATT - Logan, B. (31-38), Deese, K. (15-22), Foster, J. (18-20), Camp, J. (15-19), Klobosits, G. (10-13), Braymer, B. (10-11), Mize, C. (8-10), Lipscomb, C. (9-10), Sprinkle, D. (6-7), Mitchell, A. (3-4), Craft, B. (4-4), Robert, D. (3-4), Yarbrough (1-3), Frazier, M. 2-3, Cardenas, G. (1-2).



2016 Auburn Baseball
Conference statistics for Auburn (as of May 21, 2016)
(SEC games only Sorted by Batting avg)



Record: 8-22 Home: 6-9 Away: 2-13 SEC: 8-22

Player	avg	gp-gs	ab	r	h	2b	3b	hr	rbi	tb	slg%	bb	hp	so	gdp	ob%	sf	sh	sb-att	po	a	e	fld%	
3 Palacios, Joshua	.368	13-13	57	9	21	3	2	3	10	37	.649	5	1	15	1	.429	0	1	2-6	31	3	1	.971	
10 Grier, Anfernee	.326	30-30	129	22	42	2	2	4	17	60	.465	12	5	40	2	.404	0	0	5-6	77	4	3	.964	
24 Buentello, Niko	.292	29-29	113	19	33	9	0	5	20	57	.504	16	2	28	5	.383	2	0	0-0	215	12	2	.991	
23 Ebert, Jordan	.286	29-29	119	18	34	5	0	0	7	39	.328	13	1	22	6	.358	1	0	1-2	53	18	2	.973	
6 Haecker, Damon	.284	23-21	67	8	19	3	1	0	13	24	.358	17	5	16	1	.461	0	0	4-6	24	42	9	.880	
5 Gray, Melvin	.272	22-22	81	14	22	3	2	0	6	29	.358	11	7	16	1	.404	0	2	3-5	34	73	5	.955	
43 Deese, Kyler	.265	29-28	98	13	26	4	0	0	15	30	.306	12	2	12	1	.351	2	2	1-2	70	46	10	.921	
19 Burgreen, Jackson	.264	26-23	87	19	23	4	0	2	10	33	.379	14	3	32	3	.381	1	0	0-2	50	5	2	.965	
1 Logan, Blake	.239	29-27	109	9	26	11	0	1	14	40	.367	8	2	18	1	.300	1	1	0-0	91	7	2	.980	
17 Nulph, Cody	.180	28-28	100	7	18	1	0	0	14	19	.190	6	2	22	1	.236	2	0	0-0	44	62	8	.930	

20 Robert, Daniel	.324	10-10	37	8	12	3	0	1	5	18	.486	6	0	9	0	.419	0	0	1-1	36	7	2	.956	
8 Foster, Jonathan	.208	8-6	24	1	5	0	0	0	2	5	.208	0	1	5	0	.240	0	0	0-0	38	6	1	.978	
15 Shaffer, J.J.	.100	6-4	10	0	1	0	0	0	0	1	.100	2	1	7	0	.308	0	0	0-1	2	0	0	1.000	
Totals	.274	30	1031	147	282	48	7	16	133	392	.380	122	32	242	22	.365	9	6	17-31	779	310	50	.956	
Opponents	.302	30	1075	203	325	56	11	28	183	487	.453	91	14	179	16	.361	12	13	37-47	798	303	24	.979	

LOB - Team (255), Opp (223). DPs turned - Team (25), Opp (24). IBB - Team (0), Opp (2). Picked off - Grier, A. 4, Haecker, D. 2, Gray, M. 1.

(SEC games only Sorted by Earned run avg)

Player	era	w-l	app	gs	cg	sho	sv	ip	h	r	er	bb	so	2b	3b	hr	b/avg	wp	hp	bk	sfa	sha		
34 Braymer, Ben	4.44	2-2	11	3	0	0/0	0	26.1	27	15	13	9	29	3	0	3	.260	4	0	0	1	1		
32 Mize, Casey	4.68	1-4	10	5	0	0/0	0	42.1	47	26	22	14	37	8	1	7	.272	3	4	0	1	4		
27 Camp, Justin	4.88	2-4	10	10	1	1/0	0	55.1	65	37	30	19	30	13	2	3	.289	1	2	0	2	2		
40 Klobosits, Gabe	5.06	2-4	11	0	0	0/0	0	21.1	29	14	12	12	18	4	1	0	.326	2	2	0	0	0		
49 Lipscomb, Cole	5.51	1-4	10	9	1	0/0	0	49.0	63	42	30	8	35	10	4	4	.299	9	2	2	3	2		
12 Mitchell, Andrew	8.18	0-2	9	3	0	0/0	0	22.0	32	27	20	11	14	8	2	4	.344	1	1	0	1	1		

38 Rodriguez, Octavio	0.00	0-0	2	0	0	0/0	0	2.0	2	0	0	1	2	0	1	0	.250	0	0	0	1	0		
39 Cardenas, Gordon	2.57	0-0	6	0	0	0/0	0	7.0	5	3	2	2	3	0	0	2	.200	0	0	0	0	0		
21 Frazier, Marc	6.52	0-1	5	0	0	0/0	0	9.2	16	8	7	3	2	5	0	1	.390	4	0	0	0	2		
20 Robert, Daniel	7.50	0-0	4	0	0	0/0	0	6.0	8	7	5	4	1	1	0	1	.348	0	1	0	1	0		
28 Sprinkle, Daniel	8.31	0-0	7	0	0	0/0	0	8.2	13	8	8	2	3	3	0	1	.351	0	0	0	1	0		
25 Yarbrough, Izaac	11.17	0-1	8	0	0	0/0	1	9.2	14	13	12	6	5	0	0	2	.333	0	2	0	1	1		
41 Mason, Sam	81.00	0-0	1	0	0	0/0	0	0.1	4	3	3	0	0	1	0	0	1.000	0	0	0	0	0		
Totals	5.68	8-22	30	30	2	1/0	1	259.2	325	203	164	91	179	56	11	28	.302	24	14	2	12	13		
Opponents	4.40	22-8	30	30	2	2/0	8	266.0	282	147	130	122	242	48	7	16	.274	19	32	2	9	6		

PB - Team (7), Logan, B. 5, Deese, K. 2, Opp (5). Pickoffs - Team (0), Opp (7). SBA/ATT - Logan, B. (18-23), Deese, K. (9-13), Foster, J. (10-11), Camp, J. (9-10), Braymer, B. (7-8), Lipscomb, C. (5-6), Mize, C. (5-6), Klobosits, G (4-6), Robert, D. (2-3), Mitchell, A. (1-2), Frazier, M. (2-2), Sprinkle, D. (1-2), Yarbrough (1-1), Cardenas, G. (0-1).



2016 PITCHING NOTES

2016 BULLPEN BY NUMBERS

Total App.....	123
Saves/Opp.....	5/6
Holds.....	3
IR/IRS.....	106/45
BA Against.....	.270
ERA.....	4.38

SAVES/OPP

Gordon Cardenas	2/2
Casey Mize.....	1/2
Andrew Mitchell	1/1
Izaac Yarbrough.....	1/1

HOLDS

Gabe Klobosits.....	2/2
Casey Mize.....	1/1

INHERITED RUNNERS/SCORED

Ben Braymer	14/7
Colton Campbell	3/1
Gordon Cardenas	11/3
Marc Frazier.....	7/6
Gabe Klobosits.....	11/4
Cole Lipscomb	0/0
Sam Mason.....	0/0
Andrew Mitchell	7/3
Casey Mize.....	15/3
Daniel Robert.....	6/5
Octavio Rodriguez	4/2
Daniel Sprinkle	10/4
Izaac Yarbrough.....	18/7

1ST BATTER FACED/RETIRED

Ben Braymer	16/11
Colton Campbell	1/1
Gordon Cardenas	17/10
Marc Frazier.....	14/8
Gabe Klobosits.....	17/13
Cole Lipscomb	2/1
Sam Mason.....	2/0
Andrew Mitchell	8/5
Casey Mize.....	9/6
Daniel Robert.....	4/3
Octavio Rodriguez	3/3
Daniel Sprinkle	13/9
Izaac Yarbrough.....	16/8

RELIEF ERA

Ben Braymer	3.73
Colton Campbell	0.00
Gordon Cardenas	2.70
Marc Frazier.....	4.32
Gabe Klobosits.....	3.94
Cole Lipscomb	5.19
Sam Mason.....	54.00
Andrew Mitchell	6.27
Casey Mize.....	2.23
Daniel Robert.....	6.75
Octavio Rodriguez	4.15
Daniel Sprinkle	6.19
Izaac Yarbrough.....	5.68

BP SCORELESS IP (current/long)

B. Braymer.....	0.1	7.2
C. Campbell.....	0.2	0.2
Gordon Cardenas	--	12.1
Marc Frazier.....	0.2	5.0
Gabe Klobosits.....	0.2	7.1
Cole Lipscomb	--	3.0
Sam Mason.....	--	0.1
Andrew Mitchell	5.2	5.2
Casey Mize.....	--	10.2
Daniel Robert.....	--	3.1
Octavio Rodriguez	1.2	1.2
Daniel Sprinkle	--	6.1
Izaac Yarbrough.....	0.1	5.1

2016 Auburn Baseball Team Game-by-Game for Auburn (as of Jan 13, 2017) Pitching (All games)

Date	Opponent	ip	h	r	er	bb	so	2b	3b	hr	wp	bk	hbp	dp	lbb	score	w-l	sv	era
Feb 19	SACRAMENTO ST.	9.0	7	5	2	3	6	0	0	0	2	0	0	1	0	10-5	1-0	0	2.00
Feb 20	SACRAMENTO ST.	9.0	9	6	6	3	9	3	0	2	1	0	1	0	0	5-6	1-1	0	4.00
Feb 21	SACRAMENTO ST.	12.0	11	7	7	7	7	4	0	0	2	0	1	1	0	6-7	1-2	0	4.50
Feb 24	FAMU	9.0	6	2	2	5	6	0	0	0	4	0	1	0	0	11-2	2-2	0	3.92
Feb 26	SOUTHERN	9.0	12	6	6	5	11	2	0	1	0	0	3	0	0	18-6	3-2	0	4.31
Feb 27	SOUTHERN	9.0	2	0	0	0	9	0	0	0	0	0	0	1	0	7-0	4-2	0	3.63
Feb 28	SOUTHERN	9.0	10	6	5	2	5	1	0	1	1	0	0	1	0	5-6	4-3	0	3.82
Mar 01	ALABAMA A&M	9.0	5	1	1	6	9	0	1	0	0	0	1	3	0	15-1	5-3	0	3.48
Mar 02	ALABAMA A&M	9.0	2	0	0	4	10	0	0	0	0	0	1	2	0	5-0	6-3	0	3.11
Mar 04	vs Troy	10.2	10	4	4	7	8	0	0	1	1	0	0	2	0	3-4	6-4	0	3.14
Mar 05	vs Michigan St.	9.0	9	3	3	2	8	2	0	1	0	0	0	0	0	0-3	6-5	0	3.13
Mar 06	vs Southern Miss	8.0	2	3	3	9	9	0	0	0	0	0	0	1	1	1-3	6-6	0	3.14
Mar 08	GEORGIA TECH	9.0	10	4	3	5	8	2	0	0	2	0	0	0	0	1-4	6-7	0	3.13
Mar 11	ORAL ROBERTS	9.0	10	8	7	4	6	1	1	2	2	0	1	0	0	7-8	6-8	0	3.40
Mar 12	ORAL ROBERTS	9.0	7	1	1	2	5	2	0	0	1	0	0	1	0	10-1	7-8	0	3.25
Mar 13	ORAL ROBERTS	9.0	10	11	6	5	10	3	0	1	2	0	0	1	0	18-11	8-8	0	3.41
Mar 15	at Georgia Tech	9.0	12	3	3	5	14	3	0	1	0	0	0	1	0	14-3	9-8	0	3.39
*Mar 19	TEXAS A&M	9.0	17	12	11	1	4	5	0	0	1	0	1	0	0	8-12	9-9	0	3.80
*Mar 19	TEXAS A&M	9.0	11	7	7	4	8	3	0	1	0	0	1	0	0	9-7	10-9	0	3.97
*Mar 20	TEXAS A&M	9.0	16	12	11	1	8	3	2	1	0	1	0	0	0	10-12	10-10	0	4.31
Mar 22	ALABAMA STATE	9.0	2	0	0	2	7	0	0	0	0	0	0	1	0	11-0	11-10	1	4.11
*Mar 25	at Arkansas	8.0	9	3	3	1	5	2	0	0	0	0	0	1	0	2-3	11-11	1	4.08
*Mar 26	at Arkansas	8.0	14	14	9	7	2	2	0	4	1	0	0	1	0	7-14	11-12	1	4.31
*Mar 27	at Arkansas	8.0	7	3	3	3	8	0	0	0	1	0	0	0	0	1-3	11-13	1	4.28
Mar 29	vs Alabama	9.0	8	1	1	4	6	1	0	0	1	0	2	0	0	10-1	12-13	2	4.15
*Apr 02	LSU	9.0	9	5	5	7	4	2	0	1	0	0	2	3	0	8-5	13-13	3	4.18
*Apr 02	LSU	9.0	11	8	6	1	5	1	1	1	2	0	0	2	0	6-8	13-14	3	4.25
*Apr 03	LSU	9.0	13	10	7	3	4	0	0	2	0	0	2	1	0	5-10	13-15	3	4.35
*Apr 05	GEORGIA STATE	9.0	8	4	4	3	15	0	1	2	1	0	0	0	0	7-4	14-15	4	4.33
*Apr 07	at Mizzou	9.0	13	9	6	1	15	2	2	0	0	1	1	0	0	11-9	15-15	4	4.39
*Apr 08	at Mizzou	8.0	5	2	0	6	4	2	0	0	0	0	0	2	1	0-2	15-16	4	4.26
*Apr 09	at Mizzou	8.0	6	4	3	4	10	0	0	1	0	0	0	1	0	3-4	15-17	4	4.24
*Apr 12	at Kennesaw State	8.0	8	6	6	7	9	1	0	1	2	0	0	0	0	5-6	15-18	4	4.31
*Apr 14	TENNESSEE	9.0	17	13	8	2	7	5	0	0	6	0	0	1	0	4-13	15-19	4	4.42
*Apr 15	TENNESSEE	9.0	2	0	0	1	7	0	0	0	0	0	0	0	0	2-0	16-19	4	4.29
*Apr 16	TENNESSEE	9.0	10	6	6	5	6	3	0	1	0	0	1	0	0	7-6	17-19	4	4.34
*Apr 19	ALABAMA STATE	9.0	5	2	2	5	11	0	0	0	1	0	1	3	0	11-2	18-19	4	4.27
*Apr 22	at Ole Miss	8.0	11	6	5	2	6	2	0	0	1	0	0	0	0	4-6	18-20	4	4.31
*Apr 23	at Ole Miss	8.0	12	7	4	3	2	2	0	0	1	0	1	1	0	4-7	18-21	4	4.31
*Apr 24	at Ole Miss	8.1	10	6	4	3	5	1	0	2	1	0	0	2	0	5-6	18-22	4	4.31
*Apr 26	SOUTH ALABAMA	9.0	10	8	7	6	11	2	2	0	3	0	1	0	0	5-8	18-23	4	4.38
*Apr 29	KENTUCKY	9.0	5	2	1	0	3	0	1	0	1	0	0	0	0	5-2	19-23	4	4.29
*Apr 30	KENTUCKY	9.0	13	6	4	1	7	3	1	1	0	0	0	1	0	10-6	20-23	4	4.29
*May 01	KENTUCKY	9.0	9	9	9	3	6	0	0	2	0	0	0	0	0	6-9	20-24	4	4.40
*May 6	at Alabama	8.0	11	6	6	3	6	1	0	1	3	0	0	1	0	2-6	20-25	4	4.44
*May 7	at Alabama	10.1	11	4	3	6	8	2	0	1	1	0	0	1	1	3-4	20-26	4	4.40
*May 8	at Alabama	9.0	12	1	1	0	5	0	0	0	1	0	0	1	0	8-1	21-26	4	4.32
May 10	TROY	9.0	8	2	2	1	7	0	0	0	1	0	0	1	0	7-2	22-26	4	4.28
May 11	KENNESAW STATE	9.0	14	7	7	1	7	1	0	1	0	0	0	1	0	3-7	22-27	4	4.33
*May 13	MISSISSIPPI STATE	9.0	11	4	1	3	2	2	0	1	0	0	0	0	0	0-4	22-28	4	4.26
*May 14	MISSISSIPPI STATE	9.0	21	16	15	3	0	8	2	3	0	0	0	2	0	6-16	22-29	4	4.48
*May 15	MISSISSIPPI STATE	9.0	13	10	8	7	6	2	0	3	0	0	1	2	0	3-10	22-30	4	4.55
May 17	UAB	9.0	3	1	0	2	5	0	0	0	0	0	1	0	0	4-1	23-30	5	4.46
*May 19	at Vanderbilt	8.0	9	5	5	3	10	2	0	0	0	0	0	0	0	2-5	23-31	5	4.48
*May 19	at Vanderbilt	8.0	10	9	9	6	7	1	1	2	3	0	4	1	0	3-9	23-32	5	4.57
*May 21	at Vanderbilt	8.0	7	4	4	1	9	0	1	0	1	0	0	1	0	3-4	23-33	5	4.57
Totals		496.1	525	304	252	196	397	84	16	42	54	2	28	46	3	346-304	23-33	5	4.57

AUBURN STARTING PITCHER BREAKDOWN

Starter	GS	Quality Starts	Run Support	RS/Start	Auburn Record
J. Camp	14	6	67	4.8	4-10
C. Lipscomb	12	4	71	5.9	4-8
A. Mitchell	10	2	64	6.4	5-5
C. Mize	7	3	37	5.3	2-5
B. Braymer	4	1	29	7.3	2-2
D. Sprinkle	4	1	31	7.8	3-1
G. Klobosits	3	1	18	6.0	1-2
O. Rodriguez	1	0	18	18.0	1-0
I. Yarbrough	1	0	11	11.0	1-0

Auburn Overall Rankings

Category	Rank	No.
ERA	12th	4.57
Opp BA	11th	.269
Strike Outs	13th	397
Walks	9th	196

Auburn SEC-Only Rankings

Category	Rank	No.
ERA	13th	5.68
Opp BA	14th	.302
Strike Outs	13th	179
Walks	4th	91

AUBURN PITCHING BREAKDOWN

	W-L	ERA	IP	H	R	ER	BB	K	HR	AVG	W-L	ERA	IP	H	R	ER	BB	K	HR	AVG	
STARTERS	16-19	4.59	257.0	272	161	131	97	198	22	.264	HOME	19-16	4.73	318.0	329	201	167	113	241	27	.264
RELIEVERS	7-11	4.38	226.0	236	132	110	94	185	19	.270	ROAD	3-14	4.70	141.2	1						



2016 HITTING NOTES

2016 MULTI-HIT GAMES

Table with columns: 2, 3, 4, 5+, Total. Rows: Anfernee Grier, Niko Buentello, Jordan Ebert, Joshua Palacios, Blake Logan, Cody Nulph, Melvin Gray, Daniel Robert, Damon Haecker, Jackson Burgreen, Tyler Deese, Jonathan Foster, Ben Craft, JJ Shaffer.

CAREER MULTI-HIT GAMES

Table with columns: 2, 3, 4, 5+, Total. Rows: Jordan Ebert, Anfernee Grier, Damon Haecker, Daniel Robert, Blake Logan, Niko Buentello, Cody Nulph, Melvin Gray, Jackson Burgreen, Joshua Palacios, Tyler Deese, J.J. Shaffer, Ben Craft, Jonathan Foster, Bo Decker.

2016 MULTI-RBI GAMES

Table with columns: 2, 3, 4, 5+, Total. Rows: Niko Buentello, Anfernee Grier, Blake Logan, Joshua Palacios, Jordan Ebert, Damon Haecker, Cody Nulph, Jackson Burgreen, Tyler Deese, Jonathan Foster, Melvin Gray, Daniel Robert.

CAREER MULTI-RBI GAMES

Table with columns: 2, 3, 4, 5+, Total. Rows: Jordan Ebert, Niko Buentello, Blake Logan, Anfernee Grier, Cody Nulph, Damon Haecker, Daniel Robert, Tyler Deese, Joshua Palacios, Jackson Burgreen, Melvin Gray, Bo Decker, JJ Shaffer, Jonathan Foster.

CAREER STARTS

Table with columns: Career, Consec. Rows: Jordan Ebert, Anfernee Grier, Damon Haecker, Cody Nulph, Daniel Robert, Blake Logan, Niko Buentello, Tyler Deese, Jackson Burgreen, Melvin Gray, Joshua Palacios, JJ Shaffer, Ben Craft, Jonathan Foster, Bo Decker, Keaton Weisz.

*Includes 35 starts at Oklahoma
^Includes 36 starts at Pepperdine

TEAM NOTES

Auburn Overall SEC Rankings and Auburn SEC-Only Rankings. Categories: Avg., Hits, Runs, Slg. %, OBP. Rankings: 4th, 4th, 9th, 7th, 3rd.

2016 AUBURN HOME RUNS

Table with columns: No., Player (#), Opponent (Date), On Outs, Inn., Pitcher. Rows: 1-37 listing home runs by player against various opponents.

*Leadoff

HOME RUN BREAKDOWN

Table with columns: Location (at Home, on the Road, at Neutral Sites), Type (Solo, 2-Run, 3-Run, Grand Slams), and Inning (1st-9th, Extra Innings). Rows: at Home, on the Road, at Neutral Sites, vs. RHP, vs. LHP, vs. SEC, vs. Non-SEC.

AUBURN CAREER HOME RUN BREAKDOWN

Table with columns: Player, 1R, 2R, 3R, GS, Career, Home, Road, Last. Rows: Buentello, Burgreen, Craft, Deas, Decker, Deese, Ebert, Foster, Gray, Grier, Haecker, Johnson, Logan, Nulph, Palacios, Robert, Shaffer, Weisz.

HITTING STREAKS

Table with columns: Current, '16, Career. Rows: Niko Buentello, Jackson Burgreen, Ben Craft, Jordan Ebert, Bo Decker, Tyler Deese, Jonathan Foster, Melvin Gray, Anfernee Grier, Damon Haecker, Blake Logan, Cody Nulph, Joshua Palacios, Daniel Robert, JJ. Shaffer.

REACHED BASE STREAKS

Table with columns: Current, '16, Career. Rows: Niko Buentello, Jackson Burgreen, Ben Craft, Jordan Ebert, Bo Decker, Tyler Deese, Jonathan Foster, Melvin Gray, Anfernee Grier, Damon Haecker, Blake Logan, Cody Nulph, Joshua Palacios, Daniel Robert, JJ. Shaffer, Keaton Weisz.

BUNT HITS

Table with columns: Player, No. Rows: Melvin Gray, Tyler Deese, Joshua Palacios, TOTAL.

SAC BUNTS

Table with columns: Player, No. Rows: Melvin Gray, Tyler Deese, Blake Logan, JJ Shaffer, Joshua Palacios, TOTAL.

SAC FLIES

Table with columns: Player, No. Rows: Cody Nulph, Blake Logan, Tyler Deese, Jordan Ebert, Niko Buentello, Jackson Burgreen, Melvin Gray, TOTAL.

OUTFIELD ASSISTS

Table with columns: Player, No. Rows: Joshua Palacios, Jackson Burgreen, Jordan Ebert, Daniel Robert, Anfernee Grier, TOTAL.





2016 GAME-BY-GAME HITTING

Date	Opponent	ab	r	h	rbi	2b	3b	hr	tb	bb	lbb	sb	cs	hbp	sac	sf	gdp	k	po	a	e	lob	avg
Feb 19	SACRAMENTO ST.	36	10	14	10	2	0	1	19	5	0	4	0	1	0	1	2	6	27	8	7	9	.389
Feb 20	SACRAMENTO ST.	35	5	8	5	3	0	2	17	1	0	2	0	0	1	0	0	7	27	5	0	5	.310
Feb 21	SACRAMENTO ST.	44	6	11	6	1	0	1	15	7	1	3	1	0	0	0	2	6	36	16	0	9	.287
Feb 24	FAMU	38	11	14	11	5	1	1	24	4	0	4	1	2	0	0	0	4	27	10	3	9	.307
Feb 26	SOUTHERN	40	18	15	11	4	0	1	22	9	0	4	1	3	0	1	0	7	27	10	1	11	.321
Feb 27	SOUTHERN	32	7	12	5	0	1	1	17	4	0	3	2	1	0	2	0	6	27	18	1	8	.329
Feb 28	SOUTHERN	39	5	14	4	4	0	1	21	2	0	0	0	1	0	0	0	4	27	16	2	10	.333
Mar 01	ALABAMA A&M	40	15	17	13	7	0	0	24	9	0	1	1	1	0	0	1	8	27	10	1	11	.345
Mar 02	ALABAMA A&M	27	5	4	4	1	2	0	9	8	0	6	2	4	0	0	1	5	27	10	1	10	.329
Mar 04	vs Troy	42	3	8	3	0	0	0	8	3	0	0	0	0	0	0	0	10	32	16	1	9	.314
Mar 05	vs Michigan St.	32	0	5	0	1	0	0	6	2	0	0	0	1	0	0	0	9	27	11	1	8	.301
Mar 06	vs Southern Miss	32	1	7	1	1	0	0	8	2	0	0	0	2	0	0	2	11	24	6	2	8	.295
Mar 08	GEORGIA TECH	28	1	4	1	2	0	0	6	2	0	2	0	1	0	0	3	7	27	11	2	3	.286
Mar 11	ORAL ROBERTS	36	7	11	7	2	0	0	13	8	0	1	1	0	0	2	0	5	27	14	1	12	.287
Mar 12	ORAL ROBERTS	36	10	14	10	3	0	1	20	3	1	0	0	1	1	0	0	4	27	15	3	7	.294
Mar 13	ORAL ROBERTS	44	18	21	17	3	0	2	30	10	0	0	0	1	0	1	1	8	27	8	3	14	.308
Mar 15	at Georgia Tech	45	14	17	12	3	1	2	28	6	0	0	0	3	0	0	1	10	27	7	1	13	.313
*Mar 19	TEXAS A&M	36	8	10	7	2	1	0	14	5	0	2	1	1	0	1	0	8	27	11	2	8	.311
*Mar 19	TEXAS A&M	40	9	17	7	2	0	0	19	2	0	1	0	0	0	2	1	8	27	11	0	11	.318
*Mar 20	TEXAS A&M	37	10	11	10	3	1	3	25	2	0	0	1	2	0	0	0	11	27	8	2	4	.317
Mar 22	ALABAMA STATE	41	11	21	10	1	0	1	25	4	0	4	2	2	0	1	1	5	27	10	1	13	.327
*Mar 25	at Arkansas	31	2	9	2	1	0	0	10	9	0	0	2	2	1	0	1	10	24	10	2	14	.326
*Mar 26	at Arkansas	38	7	12	7	1	0	1	16	7	0	1	0	1	0	0	1	6	24	10	1	12	.325
*Mar 27	at Arkansas	36	1	10	1	0	0	1	13	3	0	0	0	1	0	0	0	9	24	11	1	12	.323
Mar 29	vs Alabama	39	10	15	10	3	1	2	26	3	0	0	0	0	0	0	1	7	27	11	0	8	.326
*Apr 02	LSU	31	8	7	7	2	0	1	12	6	0	0	0	1	0	0	0	9	27	13	2	6	.323
*Apr 02	LSU	38	6	14	5	2	0	0	16	6	0	1	1	0	0	0	2	9	27	11	3	11	.324
*Apr 03	LSU	33	5	8	4	3	0	1	14	2	0	1	0	2	0	1	1	4	27	17	2	6	.322
Apr 05	GEORGIA STATE	34	7	11	6	2	0	0	13	3	1	1	0	1	0	0	2	2	27	8	0	7	.322
*Apr 07	at Mizzou	43	11	17	10	1	2	1	25	1	0	1	1	2	1	0	0	5	27	4	2	9	.325
*Apr 08	at Mizzou	30	0	4	0	0	0	0	4	1	0	0	0	0	0	0	1	10	24	10	1	4	.320
*Apr 09	at Mizzou	33	3	7	3	3	0	0	10	2	0	0	0	1	0	1	0	7	24	4	1	7	.316
Apr 12	at Kennesaw State	41	5	13	3	0	0	0	13	4	0	3	0	2	0	0	1	9	24	3	1	15	.316
*Apr 14	TENNESSEE	36	4	11	4	3	1	0	16	5	0	1	0	2	0	0	0	8	27	10	5	12	.316
*Apr 15	TENNESSEE	28	2	7	2	0	0	0	7	5	0	0	0	0	1	0	2	7	27	15	0	8	.315
*Apr 16	TENNESSEE	33	7	10	5	1	0	1	14	9	0	1	0	3	0	0	1	8	27	14	0	14	.314
Apr 19	ALABAMA STATE	38	11	15	10	3	1	2	26	5	0	3	0	0	0	1	2	10	27	9	0	9	.317
*Apr 22	at Ole Miss	36	4	10	4	2	0	1	15	4	0	0	0	1	0	1	0	10	24	10	2	11	.316
*Apr 23	at Ole Miss	34	4	9	4	0	1	0	11	6	0	0	1	0	0	0	1	7	24	6	4	9	.314
*Apr 24	at Ole Miss	35	5	8	4	4	0	0	12	2	0	2	0	1	0	0	1	7	25	13	6	6	.312
Apr 26	SOUTH ALABAMA	32	5	4	4	1	0	1	8	2	0	0	0	0	0	1	0	7	27	4	1	3	.308
*Apr 29	KENTUCKY	32	5	13	5	1	0	1	17	3	0	1	1	0	1	0	0	3	27	7	1	7	.310
*Apr 30	KENTUCKY	30	10	10	9	2	1	1	17	7	0	0	0	0	1	1	1	4	27	7	2	5	.311
*May 01	KENTUCKY	37	6	12	5	0	0	0	12	4	0	0	0	2	1	0	1	6	27	10	1	11	.311
*May 6	at Alabama	30	2	4	1	3	0	0	7	2	0	0	2	2	0	0	0	14	24	7	0	5	.308
*May 7	at Alabama	41	3	8	3	3	0	0	11	3	0	0	1	0	0	0	1	11	31	19	2	8	.305
*May 8	at Alabama	34	8	10	7	2	0	0	12	5	0	2	1	1	0	1	0	4	27	12	1	6	.305
May 10	TROY	34	7	14	7	1	0	2	21	4	0	0	2	0	0	1	1	5	27	12	0	8	.307
May 11	KENNESAW STATE	32	3	4	3	0	0	0	4	5	1	0	0	1	1	0	0	7	27	14	0	9	.304
*May 13	MISSISSIPPI STATE	31	0	6	0	0	0	0	6	1	0	0	0	1	0	0	2	6	27	10	2	6	.302
*May 14	MISSISSIPPI STATE	37	6	8	6	3	0	1	14	2	0	1	0	1	0	0	0	11	27	13	1	7	.300
*May 15	MISSISSIPPI STATE	32	3	7	3	0	0	0	7	3	0	0	0	2	0	1	1	7	27	13	2	8	.299
May 17	UAB	28	4	6	4	1	0	0	7	4	0	3	1	2	0	1	0	5	27	9	2	7	.297
*May 19	at Vanderbilt	30	2	6	2	2	0	0	8	5	0	1	1	3	0	0	2	7	24	5	1	9	.296
*May 19	at Vanderbilt	32	3	7	3	1	0	1	11	6	0	0	0	0	0	0	2	13	24	12	1	8	.294
*May 21	at Vanderbilt	37	3	10	3	1	0	2	17	4	0	1	1	0	0	0	0	13	24	7	0	11	.294
Totals		1976	346	581	310	102	14	37	822	241	4	61	28	62	9	21	43	416	1489	581	85	490	.294



2016 GAME-BY-GAME RESULTS

2016 Auburn Baseball
Game Results for Auburn (as of Jan 13, 2017)
(All games)

Date	Opponent	Score	Inns	Overall	SEC	Pitcher of record	Attend	Time
Feb 19, 2016	SACRAMENTO ST.	w 10-5	9	1-0-0	0-0-0	Lipscomb, C. (W 1-0)	3665	2:49
Feb 20, 2016	SACRAMENTO ST.	L 5-6	9	1-1-0	0-0-0	Frazier, M. (L 0-1)	3425	2:46
Feb 21, 2016	SACRAMENTO ST.	L 6-7	(12)	1-2-0	0-0-0	Rodriguez, O (L 0-1)	2698	3:45
Feb 24, 2016	FAMU	w 11-2	9	2-2-0	0-0-0	Mitchell, A. (W 1-0)	1983	3:13
Feb 26, 2016	SOUTHERN	w 18-6	9	3-2-0	0-0-0	Yarbrough (W 1-0)	2677	3:45
Feb 27, 2016	SOUTHERN	w 7-0	9	4-2-0	0-0-0	Camp, J. (W 1-0)	3019	2:15
Feb 28, 2016	SOUTHERN	L 5-6	9	4-3-0	0-0-0	Klobosits, G (L 0-1)	2590	2:59
Mar 01, 2016	ALABAMA A&M	w 15-1	9	5-3-0	0-0-0	Braymer, B. (W 1-0)	2498	3:06
Mar 02, 2016	ALABAMA A&M	w 5-0	9	6-3-0	0-0-0	Mitchell, A. (W 2-0)	2313	2:38
Mar 04, 2016	vs Troy	L 3-4	(11)	6-4-0	0-0-0	Braymer, B. (L 1-1)	1880	3:41
Mar 05, 2016	vs Michigan St.	L 0-3	9	6-5-0	0-0-0	Mize, C. (L 0-1)	2120	2:16
Mar 06, 2016	vs Southern Miss	L 1-3	9	6-6-0	0-0-0	Lipscomb, C. (L 1-1)	2041	2:43
Mar 08, 2016	#9 GEORGIA TECH	L 1-4	9	6-7-0	0-0-0	Braymer, B. (L 1-2)	2963	2:51
Mar 11, 2016	ORAL ROBERTS	L 7-8	9	6-8-0	0-0-0	Camp, J. (L 1-1)	2334	3:21
Mar 12, 2016	ORAL ROBERTS	w 10-1	9	7-8-0	0-0-0	Mize, C. (W 1-1)	2593	2:34
Mar 13, 2016	ORAL ROBERTS	w 18-11	9	8-8-0	0-0-0	Yarbrough (W 2-0)	2350	3:53
Mar 15, 2016	at #25 Georgia Tech	w 14-3	9	9-8-0	0-0-0	Mitchell, A. (W 3-0)	1902	3:41
* Mar 19, 2016	#2 TEXAS A&M-1	L 8-12	9	9-9-0	0-1-0	Frazier, M. (L 0-2)	-	3:37
* Mar 19, 2016	#2 TEXAS A&M-2	w 9-7	9	10-9-0	1-1-0	Klobosits, G (W 1-1)	3614	3:19
* Mar 20, 2016	#2 TEXAS A&M	L 10-12	9	10-10-0	1-2-0	Lipscomb, C. (L 1-2)	2840	3:03
Mar 22, 2016	ALABAMA STATE	w 11-0	9	11-10-0	1-2-0	Braymer, B. (W 2-2)	2422	2:50
* Mar 25, 2016	at #18 Arkansas	L 2-3	9	11-11-0	1-3-0	Klobosits, G (L 1-2)	8673	3:08
* Mar 26, 2016	at #18 Arkansas	L 7-14	9	11-12-0	1-4-0	Mize, C. (L 1-2)	9303	3:42
* Mar 27, 2016	at #18 Arkansas	L 1-3	9	11-13-0	1-5-0	Yarbrough (L 2-1)	6675	3:10
Mar 29, 2016	vs #21 Alabama	w 10-1	9	12-13-0	1-5-0	Mitchell, A. (W 4-0)	7307	2:48
* Apr 02, 2016	#14 LSU-1	w 8-5	9	13-13-0	2-5-0	Camp, J. (W 2-1)	-	3:07
* Apr 02, 2016	#14 LSU-2	L 6-8	9	13-14-0	2-6-0	Lipscomb, C. (L 1-3)	4096	2:59
* Apr 03, 2016	#14 LSU	L 5-10	9	13-15-0	2-7-0	Mitchell, A. (L 4-1)	3811	3:01
Apr 05, 2016	GEORGIA STATE	w 7-4	9	14-15-0	2-7-0	Sprinkle, D. (W 1-0)	2424	2:49
* Apr 07, 2016	at Mizzou	w 11-9	9	15-15-0	3-7-0	Braymer, B. (W 3-2)	393	2:55
* Apr 08, 2016	at Mizzou	L 0-2	9	15-16-0	3-8-0	Camp, J. (L 2-2)	638	2:19
* Apr 09, 2016	at Mizzou	L 3-4	9	15-17-0	3-9-0	Mitchell, A. (L 4-2)	1044	2:42
Apr 12, 2016	at Kennesaw State	L 5-6	9	15-18-0	3-9-0	Sprinkle, D. (L 1-1)	734	3:27
* Apr 14, 2016	TENNESSEE	L 4-13	9	15-19-0	3-10-0	Braymer, B. (L 3-3)	2555	3:31
* Apr 15, 2016	TENNESSEE	w 2-0	9	16-19-0	4-10-0	Camp, J. (W 3-2)	2386	2:24
* Apr 16, 2016	TENNESSEE	w 7-6	9	17-19-0	5-10-0	Klobosits, G (W 2-2)	3236	3:33
Apr 19, 2016	ALABAMA STATE	w 11-2	9	18-19-0	5-10-0	Yarbrough (W 3-1)	2259	2:54
* Apr 22, 2016	at #14 Ole Miss	L 4-6	9	18-20-0	5-11-0	Klobosits, G (L 2-3)	9716	3:09
* Apr 23, 2016	at #14 Ole Miss	L 4-7	9	18-21-0	5-12-0	Camp, J. (L 3-3)	10102	2:58
* Apr 24, 2016	at #14 Ole Miss	L 5-6	9	18-22-0	5-13-0	Klobosits, G (L 2-4)	7527	2:59
Apr 26, 2016	#23 SOUTH ALABAMA	L 5-8	9	18-23-0	5-13-0	Mitchell, A. (L 4-3)	2251	3:08
* Apr 29, 2016	#22 KENTUCKY	w 5-2	9	19-23-0	6-13-0	Lipscomb, C. (W 2-3)	3260	2:27
* Apr 30, 2016	#22 KENTUCKY	w 10-6	9	20-23-0	7-13-0	Mize, C. (W 2-2)	3398	3:12
* May 01, 2016	#22 KENTUCKY	L 6-9	9	20-24-0	7-14-0	Braymer, B. (L 3-4)	2846	3:19
* May 6, 2016	at Alabama	L 2-6	9	20-25-0	7-15-0	Klobosits, G (L 2-5)	6196	3:00
* May 7, 2016	at Alabama	L 3-4	(11)	20-26-0	7-16-0	Mize, C. (L 2-3)	6324	3:40
* May 8, 2016	at Alabama	w 8-1	9	21-26-0	8-16-0	Braymer, B. (W 4-4)	5991	2:35
May 10, 2016	TROY	w 7-2	9	22-26-0	8-16-0	Klobosits, G (W 3-5)	2409	2:10
May 11, 2016	KENNESAW STATE	L 3-7	9	22-27-0	8-16-0	Mitchell, A. (L 4-4)	2070	2:48
* May 13, 2016	#4 MISSISSIPPI STATE	L 0-4	9	22-28-0	8-17-0	Lipscomb, C. (L 2-4)	2899	2:33
* May 14, 2016	#4 MISSISSIPPI STATE	L 6-16	9	22-29-0	8-18-0	Camp, J. (L 3-4)	3228	3:28
* May 15, 2016	#4 MISSISSIPPI STATE	L 3-10	9	22-30-0	8-19-0	Mize, C. (L 2-4)	2813	3:12
May 17, 2016	UAB	w 4-1	9	23-30-0	8-19-0	Sprinkle, D. (W 2-1)	2349	2:48
* May 19, 2016	at #12 Vanderbilt	L 2-5	9	23-31-0	8-20-0	Camp, J. (L 3-5)	2896	2:47
* May 19, 2016	at #12 Vanderbilt-2	L 3-9	9	23-32-0	8-21-0	Lipscomb, C. (L 1-4)	3450	3:35
* May 21, 2016	at #12 Vanderbilt	L 3-4	9	23-33-0	8-22-0	Mize, C. (L 2-5)	3626	2:43

* = Conference game
) extra inning game





SUPERLATIVES & MISCELLANEOUS STATS

STARTS BY POSITION

STARTING PITCHER

Justin Camp	14	4-10
Cole Lipscomb	12	4-8
Andrew Mitchell	10	5-5
Casey Mize	7	2-5
Ben Braymer	4	2-2
Daniel Sprinkle	4	3-1
Gabe Klobosits	3	1-2
Octavio Rodriguez	1	1-0
Izaak Yarbrough	1	1-0

CATCHER

Blake Logan	28	11-17
Jonathan Foster	14	8-6
Kyler Deese	13	4-9
Ben Craft	1	0-1

FIRST BASE

Niko Buentello	48	20-28
Daniel Robert	7	3-4
Kyler Deese	1	0-1

SECOND BASE

Melvin Gray	32	12-20
Jordan Ebert	20	9-11
Damon Haecker	4	2-2

THIRD BASE

Kyler Deese	26	11-15
Damon Haecker	22	9-13
Cody Nulph	8	3-5

SHORTSTOP

Cody Nulph	41	16-25
Damon Haecker	12	6-6
Keaton Weisz	3	1-2

LEFT FIELD

Joshua Palacios	30	14-16
Jackson Burgreen	23	8-15
JJ Shaffer	3	1-2

CENTER FIELD

Anfernee Grier	56	23-33
----------------	----	-------

RIGHT FIELD

Jordan Ebert	27	10-17
Daniel Robert	20	10-10
Jackson Burgreen	7	2-5
JJ Shaffer	2	1-1

DESIGNATED HITTER

Blake Logan	20	10-10
Melvin Gray	8	3-5
Jordan Ebert	8	4-4
Niko Buentello	6	2-4
Jackson Burgreen	4	2-2
Joshua Palacios	3	1-2
Cody Nulph	2	0-2
Damon Haecker	2	0-2
JJ Shaffer	2	1-1
Ben Craft	1	0-1

2016 AUBURN & OPPONENT HIGHS

TEAM BATTING

AUBURN	OPPONENT	
Runs in a game	18, two times	16, #4 Miss. State (5/14)
Runs in an inning	10, vs. Ala. A&M, 5th (3/1)	8, two times
Most Hits in a game	21, two times	21, #4 Miss. State (5/14)
Fewest Hits in a game	4, six times	2, three times
Hits in an inning	8, two times	9, Texas A&M (4th, 3/20)
2B in a game	7, vs. Alabama A&M (3/1)	8, #4 Miss. State (5/14)
3B in a game	2, two times	2, four times
HR in a game	3, vs. #2 Texas A&M (3/20)	4, Arkansas (3/26)
SB in a game	6, vs. Alabama A&M (3/1)	7, #12 Vanderbilt (5/19)
LOB in a game	15, at Kennesaw State (4/12)	14, two times
K in a game	14, at Alabama (5/6)	15, two times
BB in a game	10, vs. Oral Roberts (3/13)	9, Southern Miss (3/6)

TEAM PITCHING

AUBURN	OPPONENT	
K in a game	15, two times	14, Alabama (5/6/16)
BB in a game	9, vs. Southern Miss (3/6)	10, Oral Roberts (3/13)
Pitchers used	7, two times	8, two times
Total Quality Starts	15	10

TEAM FIELDING

AUBURN	OPPONENT	
Errors in a game	7, vs. Sac State (2/19)	6, Southern (2/26)
DP turned in a game	3, three times	3, three times

IND. BATTING

AUBURN	OPPONENT	
Hits in a game	5, two times	4, five times
Runs in a game	4, two times	4, two times
2B in a game	3, Ebert vs. Southern (2/26)	2, nine times
3B in a game	1, 14 times	1, 16 times
HR in a game	2, Grier at #12 Vandy (5/21)	2, four times
RBI in a game	5, Nulph vs. Alabama A&M (3/1)	6, Greeson, Kenn. St. (5/11)
XBH in a game	3, Ebert vs. Southern (2/26)	3, Rooker, #4 Miss. State (5/14)
SB in a game	3, Grier vs. Southern (2/26)	3, McWilliam, Sac State (2/21)
BB in a game	4, Grier vs. Alabama A&M (3/1)	3, Gold, Georgia Tech (3/8)
HBP in a game	2, three times	2, Br. Jordan, LSU (4/2)
K in a game	4, two times	3, 15 times
Hitting Streak	21 games (Grier, 2/19-3/23)	--
Consec. G w/HR	2, three times	--

IND. PITCHING

AUBURN	OPPONENT	
K by a starter	9, two times	10, Houck, Mizzou (4/8)
K by a reliever	11, Braymer at Mizzou (4/7)	7, Foster, Alabama (5/6)
BB by a starter	5, Lipscomb vs. S, Miss (3/6)	7, Marsonek, Ala. A&M (3/1)
BB by a reliever	4, D. Robert, vs. MSU (5/15)	3, two times
IP by a starter	9.0, two times	9.0, two times
IP by a reliever	7.0, Klobosits vs. #2 TAMU (3/19)	4.2, two times

MISCELLANEOUS

AUBURN	OPPONENT
Biggest comeback win	Five runs, two times [last vs. Kentucky, 4/30]
Biggest blown lead loss	Five runs, at #14 Ole Miss (4/24) [L, 6-5; Led 5-0]
Largest margin of victory	14, vs. Southern (3/1) [15-1]
Largest margin of defeat	10, vs. #4 MSU (5/14) [L, 16-6]
Longest game, Time	3:53 [9 inn.], vs. Oral Roberts (3/13)
Longest game, Time (9 inn)	3:53, vs. Oral Roberts (3/13)
Shortest game, Time (9 inn)	2:10, vs. Troy (5/10)
Longest game, Innings	12, vs. Sac State (2/21)
Largest crowd, Home	4,096; vs. #14 LSU [DH] (4/2)
Largest crowd, Road	10,102; at #14 Ole Miss (4/23)
Largest crowd, Neutral	7,307; vs. #21 Alabama (3/29)

STARTS BY ORDER

LEADOFF

Anfernee Grier	54	23-31
Melvin Gray	1	0-1
Kyler Deese	1	0-1

2ND SPOT

Joshua Palacios	32	15-17
Melvin Gray	19	8-11
Jordan Ebert	3	0-3
Kyler Deese	1	0-1
Anfernee Grier	1	0-1

3RD SPOT

Jordan Ebert	46	20-26
Melvin Gray	4	3-1
Niko Buentello	4	0-4
Joshua Palacios	1	0-1
Anfernee Grier	1	0-1

CLEANUP

Niko Buentello	47	21-26
Blake Logan	4	1-3
Daniel Robert	3	1-2
Jordan Ebert	1	0-1
Jackson Burgreen	1	0-1

5TH SPOT

Blake Logan	33	14-19
Daniel Robert	7	4-3
Jackson Burgreen	5	1-4
Melvin Gray	4	0-4
Jordan Ebert	3	2-1
Niko Buentello	3	1-2
Damon Haecker	1	1-0

6TH SPOT

Jackson Burgreen	16	6-10
Daniel Robert	14	7-7
Damon Haecker	7	3-4
Melvin Gray	5	2-3
Kyler Deese	5	2-3
Blake Logan	4	2-2
Cody Nulph	3	0-3
Jordan Ebert	2	1-1

7TH SPOT

Damon Haecker	17	7-10
Cody Nulph	11	5-6
Kyler Deese	8	2-6
Jackson Burgreen	8	4-4
Melvin Gray	4	1-3
Blake Logan	4	3-1
Daniel Robert	3	1-2
Ben Craft	1	0-1

8TH SPOT

Kyler Deese	21	8-13
Cody Nulph	14	5-9
Damon Haecker	7	4-3
Jonathan Foster	6	3-3
Blake Logan	3	1-2
Jackson Burgreen	3	1-2
Ben Craft	1	0-1
JJ Shaffer	1	1-0

9TH SPOT

Cody Nulph	23	9-14
Damon Haecker	8	2-6
Jonathan Foster	8	5-3
JJ Shaffer	6	2-4
Kyler Deese	4	3-1
Melvin Gray	3	1-2
Keaton Weisz	3	1-2
Jackson Burgreen	1	0-1



2016 STARTING LINEUPS

DATE	OPP	1	2	3	4	5	6	7	8	9	SP
2/19	Sacramento State	Grier-CF	Palacios-LF	Gray-2B	Robert-RF	Buentello-1B	Ebert-DH	Haecker-3B	Logan-C	Nulph-SS	Lipscomb
2/20	Sacramento State	Grier-CF	Palacios-LF	Gray-2B	Robert-RF	Buentello-1B	Ebert-DH	Haecker-3B	Logan-C	Nulph-SS	Camp
2/21	Sacramento State	Grier-CF	Palacios-LF	Buentello-1B	Robert-RF	Ebert-2B	Deese-3B	Burgreen-DH	Craft-C	Nulph-SS	Klobosits
2/24	Florida A&M	Grier-CF	Palacios-LF	Gray-DH	Buentello-1B	Ebert-2B	Robert-RF	Logan-C	Haecker-3B	Nulph-SS	Mitchell
2/26	Southern	Grier-CF	Palacios-LF	Gray-DH	Buentello-1B	Ebert-2B	Robert-RF	Logan-C	Haecker-3B	Nulph-SS	Rodriguez
2/27	Southern	Grier-CF	Palacios-LF	Ebert-2B	Buentello-1B	Robert-RF	Gray-DH	Haecker-3B	Nulph-SS	Foster-C	Camp
2/28	Southern	Grier-CF	Palacios-LF	Ebert-2B	Buentello-1B	Robert-RF	Gray-DH	Nulph-SS	Haecker-3B	Foster-C	Klobosits
3/1	Alabama A&M	Grier-CF	Palacios-DH	Ebert-2B	Buentello-1B	Robert-RF	Logan-C	Nulph-3B	Shaffer-LF	Weisz-SS	Sprinkle
3/2	Alabama A&M	Grier-CF	Palacios-LF	Ebert-2B	Buentello-1B	Robert-RF	Logan-DH	Nulph-3B	Haecker-SS	Foster-C	Mitchell
3/4	vs. Troy #	Grier-CF	Palacios-LF	Ebert-2B	Buentello-1B	Robert-RF	Nulph-3B	Craft-DH	Logan-C	Haecker-SS	Camp
3/5	vs. Michigan St. #	Grier-CF	Palacios-LF	Ebert-2B	Buentello-1B	Burgreen-RF	Nulph-3B	Haecker-SS	Foster-C	Gray-DH	Mize
3/6	vs. Southern Miss #	Grier-CF	Gray-Dh	Palacios-LF	Ebert-2B	Buentello-1B	Logan-C	Robert-RF	Nulph-3B	Haecker-SS	Lipscomb
3/8	#9 Georgia Tech	Grier-CF	Palacios-LF	Ebert-2B	Buentello-1B	Robert-RF	Nulph-3B	Gray-DH	Foster-C	Weisz-SS	Mitchell
3/11	Oral Roberts	Grier-CF	Palacios-LF	Ebert-2B	Buentello-1B	Logan-C	Robert-RF	Deese-3B	Nulph-SS	Gray-DH	Camp
3/12	Oral Roberts	Grier-CF	Palacios-LF	Ebert-2B	Buentello-1B	Logan-C	Deese-3B	Burgreen-RF	Nulph-SS	Shaffer-DH	Mize
3/13	Oral Roberts	Grier-CF	Palacios-LF	Ebert-2B	Buentello-1B	Logan-C	Deese-3B	Nulph-SS	Burgreen-DH	Shaffer-RF	Lipscomb
3/15	at #22 Georgia Tech	Grier-CF	Palacios-LF	Ebert-2B	Buentello-DH	Logan-C	Burgreen-RF	Robert-1B	Nulph-SS	Deese-3B	Mitchell
3/19	#2 Texas A&M-1*	Grier-CF	Palacios-LF	Ebert-2B	Buentello-DH	Logan-C	Burgreen-RF	Robert-1B	Nulph-SS	Deese-3B	Camp
3/19	#2 Texas A&M-2*	Grier-CF	Palacios-LF	Ebert-2B	Buentello-1B	Burgreen-DH	Robert-RF	Nulph-SS	Deese-3B	Foster-C	Mize
3/20	#2 Texas A&M*	Grier-CF	Palacios-LF	Ebert-2B	Buentello-DH	Burgreen-RF	Robert-1B	Logan-C	Deese-3B	Nulph-SS	Lipscomb
3/22	Alabama State	Grier-CF	Palacios-LF	Ebert-DH	Buentello-1B	Logan-C	Robert-RF	Deese-3B	Haecker-SS	Gray-2B	Braymer
3/25	at No. 22 Arkansas*	Grier-CF	Palacios-LF	Ebert-DH	Buentello-1B	Logan-C	Robert-RF	Gray-2B	Deese-3B	Nulph-SS	Camp
3/26	at No. 22 Arkansas*	Grier-CF	Palacios-LF	Ebert-2B	Buentello-DH	Logan-C	Robert-1B	Deese-3B	Nulph-SS	Burgreen-RF	Mize
3/27	at No. 22 Arkansas*	Grier-CF	Palacios-LF	Ebert-2B	Buentello-1B	Logan-C	Robert-RF	Deese-3B	Burgreen-DH	Nulph-SS	Lipscomb
3/29	vs. #21 Alabama^	Grier-CF	Palacios-LF	Ebert-DH	Buentello-1B	Logan-C	Robert-RF	Nulph-SS	Deese-3B	Haecker-2B	Mitchell
4/2	#14 LSU-1*	Grier-CF	Palacios-LF	Ebert-DH	Buentello-1B	Logan-C	Robert-RF	Deese-3B	Nulph-SS	Haecker-2B	Camp
4/2	#14 LSU-2*	Grier-CF	Palacios-LF	Ebert-DH	Buentello-1B	Logan-C	Robert-RF	Nulph-SS	Deese-3B	Haecker-2B	Lipscomb
4/3	#14 LSU*	Grier-CF	Palacios-LF	Ebert-RF	Buentello-DH	Logan-C	Robert-1B	Nulph-SS	Deese-3B	Haecker-2B	Mitchell
4/5	Georgia State	Grier-CF	Palacios-LF	Ebert-RF	Logan-DH	Robert-1B	Gray-2B	Haecker-SS	Deese-3B	Foster-C	Sprinkle
4/7	at Missouri*	Grier-CF	Palacios-LF	Ebert-RF	Buentello-DH	Logan-C	Robert-1B	Gray-2B	Deese-3B	Nulph-SS	Lipscomb
4/8	at Missouri*	Grier-CF	Deese-3B	Ebert-DH	Buentello-1B	Logan-C	Burgreen-RF	Gray-2B	Nulph-SS	Shaffer-LF	Camp
4/9	at Missouri*	Grier-CF	Ebert-RF	Buentello-1B	Logan-DH	Burgreen-LF	Gray-2B	Deese-3B	Nulph-SS	Foster-C	Mitchell
4/12	at Kennesaw State	Grier-CF	Ebert-RF	Buentello-1B	Logan-C	Burgreen-LF	Gray-2B	Deese-3B	Nulph-SS	Haecker-DH	Sprinkle
4/14	Tennessee*	Grier-CF	Ebert-RF	Buentello-1B	Logan-C	Gray-2B	Burgreen-LF	Nulph-SS	Deese-3B	Haecker-DH	Braymer
4/15	Tennessee*	Grier-CF	Gray-2B	Ebert-RF	Buentello-1B	Logan-DH	Haecker-SS	Burgreen-LF	Foster-C	Deese-3B	Camp
4/16	Tennessee*	Grier-CF	Gray-2B	Ebert-RF	Buentello-1B	Logan-DH	Haecker-SS	Burgreen-LF	Foster-C	Deese-3B	Mitchell
4/19	Alabama State	Grier-CF	Gray-2B	Ebert-RF	Buentello-1B	Logan-DH	Burgreen-LF	Haecker-SS	Foster-C	Nulph-3B	Yarbrough
4/22	at Ole Miss*	Grier-CF	Gray-2B	Ebert-RF	Buentello-1B	Logan-C	Burgreen-LF	Haecker-SS	Deese-3B	Nulph-DH	Lipscomb
4/23	at Ole Miss*	Grier-CF	Gray-2B	Ebert-RF	Buentello-1B	Logan-DH	Haecker-SS	Burgreen-LF	Nulph-3B	Foster-C	Camp
4/24	at Ole Miss*	Grier-CF	Gray-2B	Ebert-RF	Buentello-1B	Logan-C	Haecker-SS	Burgreen-LF	Deese-3B	Nulph-DH	Mize
4/26	South Alabama	Grier-CF	Gray-2B	Ebert-RF	Buentello-1B	Logan-DH	Burgreen-LF	Haecker-SS	Deese-C	Weisz-SS	Mitchell
4/29	Kentucky*	Grier-CF	Gray-2B	Ebert-RF	Buentello-1B	Logan-DH	Burgreen-LF	Haecker-3B	Deese-C	Nulph-SS	Lipscomb
4/30	Kentucky*	Grier-CF	Gray-2B	Ebert-RF	Buentello-1B	Logan-DH	Burgreen-LF	Haecker-3B	Deese-C	Nulph-SS	Camp
5/1	Kentucky*	Grier-CF	Gray-2B	Ebert-RF	Buentello-1B	Logan-DH	Burgreen-LF	Haecker-3B	Deese-C	Nulph-SS	Braymer
5/6	at Alabama*	Grier-CF	Gray-2B	Ebert-RF	Buentello-1B	Logan-C	Haecker-3B	Burgreen-LF	Nulph-SS	Shaffer-DH	Lipscomb
5/7	at Alabama*	Gray-2B	Grier-CF	Ebert-RF	Buentello-1B	Logan-DH	Burgreen-LF	Haecker-3B	Deese-C	Nulph-SS	Camp
5/8	at Alabama*	Grier-CF	Gray-2B	Ebert-RF	Buentello-1B	Haecker-3B	Burgreen-LF	Logan-DH	Deese-C	Nulph-SS	Braymer
5/10	Troy	Grier-CF	Gray-2B	Ebert-RF	Buentello-1B	Logan-DH	Burgreen-LF	Haecker-3B	Deese-C	Nulph-SS	Klobosits
5/11	Kennesaw State	Grier-CF	Gray-2B	Ebert-RF	Buentello-1B	Logan-DH	Burgreen-LF	Haecker-3B	Deese-C	Nulph-SS	Mitchell
5/13	Mississippi St.*	Grier-CF	Palacios-DH	Ebert-RF	Buentello-1B	Gray-2B	Burgreen-LF	Deese-C	Haecker-3B	Nulph-SS	Lipscomb
5/14	Mississippi St.*	Grier-CF	Palacios-DH	Ebert-RF	Buentello-1B	Gray-2B	Burgreen-LF	Haecker-3B	Deese-C	Nulph-SS	Camp
5/15	Mississippi St.*	Grier-CF	Palacios-LF	Ebert-RF	Buentello-1B	Gray-2B	Logan-DH	Haecker-3B	Deese-C	Nulph-SS	Mize
5/17	UAB	Grier-CF	Gray-2B	Ebert-RF	Buentello-1B	Logan-DH	Haecker-3B	Burgreen-LF	Nulph-SS	Foster-C	Sprinkle
5/19	at Vanderbilt-1*	Deese-1B	Gray-2B	Grier-CF	Burgreen-LF	Logan-DH	Haecker-3B	Nulph-SS	Foster-C	Shaffer-RF	Camp
5/19	at Vanderbilt-2*	Grier-CF	Gray-2B	Ebert-RF	Buentello-1B	Logan-DH	Deese-C	Nulph-SS	Haecker-3B	Shaffer-LF	Lipscomb
5/21	at Vandebilt*	Grier-CF	Gray-2B	Ebert-RF	Buentello-1B	Logan-DH	Deese-C	Haecker-3B	Burgreen-LF	Nulph-SS	Mize

* - SEC Game

\$ - COX Diamond Invitational (Pensacola, Fla.)

^ - MAX Capital City Classic (Montgomery, Ala.)





2016 STARTERS

DATE	OPP	SP	C	1B	2B	3B	SS	LF	CF	RF	DH
2/19	Sacramento State	Lipscomb	Logan	Buentello	Gray	Haecker	Nulph	Palacios	Grier	Robert	Ebert
2/20	Sacramento State	Camp	Logan	Buentello	Gray	Haecker	Nulph	Palacios	Grier	Robert	Ebert
2/21	Sacramento State	Klobosits	Craft	Buentello	Ebert	Deese	Nulph	Palacios	Grier	Robert	Burgreen
2/24	Florida A&M	Mitchell	Logan	Buentello	Ebert	Haecker	Nulph	Palacios	Grier	Robert	Gray
2/26	Southern	Rodriguez	Logan	Buentello	Ebert	Haecker	Nulph	Palacios	Grier	Robert	Gray
2/27	Southern	Camp	Foster	Buentello	Ebert	Haecker	Nulph	Palacios	Grier	Robert	Gray
2/28	Southern	Klobosits	Foster	Buentello	Ebert	Haecker	Nulph	Palacios	Grier	Robert	Gray
3/1	Alabama A&M	Sprinkle	Logan	Buentello	Ebert	Nulph	Weisz	Shaffer	Grier	Robert	Palacios
3/2	Alabama A&M	Mitchell	Foster	Buentello	Ebert	Nulph	Haecker	Palacios	Grier	Robert	Logan
3/4	vs. Troy §	Camp	Logan	Buentello	Ebert	Nulph	Haecker	Palacios	Grier	Robert	Craft
3/5	vs. Michigan State §	Mize	Foster	Buentello	Ebert	Nulph	Haecker	Palacios	Grier	Burgreen	Foster
3/6	vs. Southern Miss §	Lipscomb	Logan	Buentello	Ebert	Nulph	Haecker	Palacios	Grier	Robert	Gray
3/8	#9 Georgia Tech	Mitchell	Foster	Buentello	Ebert	Nulph	Weisz	Palacios	Grier	Robert	Gray
3/11	Oral Roberts	Camp	Logan	Buentello	Ebert	Deese	Nulph	Palacios	Grier	Robert	Gray
3/12	Oral Roberts	Mize	Logan	Buentello	Ebert	Deese	Nulph	Palacios	Grier	Burgreen	Shaffer
3/13	Oral Roberts	Lipscomb	Logan	Buentello	Ebert	Deese	Nulph	Palacios	Grier	Shaffer	Burgreen
3/15	at #22 Georgia Tech	Mitchell	Logan	Robert	Ebert	Deese	Nulph	Palacios	Grier	Burgreen	Buentello
3/19	#2 Texas A&M-1	Camp	Logan	Robert	Ebert	Deese	Nulph	Palacios	Grier	Burgreen	Buentello
3/19	#2 Texas A&M-2	Mize	Foster	Buentello	Ebert	Deese	Nulph	Palacios	Grier	Robert	Burgreen
3/20	#2 Texas A&M	Lipscomb	Logan	Robert	Ebert	Deese	Nulph	Palacios	Grier	Burgreen	Buentello
3/22	Alabama State	Braymer	Logan	Buentello	Gray	Deese	Haecker	Palacios	Grier	Robert	Ebert
3/25	at No. 22 Arkansas*	Camp	Logan	Buentello	Gray	Deese	Nulph	Palacios	Grier	Robert	Ebert
3/26	at No. 22 Arkansas*	Mize	Logan	Robert	Ebert	Deese	Nulph	Palacios	Grier	Burgreen	Buentello
3/27	at No. 22 Arkansas*	Lipscomb	Logan	Buentello	Ebert	Deese	Nulph	Palacios	Grier	Robert	Burgreen
3/29	vs. #21 Alabama^	Mitchell	Logan	Buentello	Haecker	Deese	Nulph	Palacios	Grier	Robert	Ebert
4/2	#14 LSU-1*	Camp	Logan	Buentello	Haecker	Deese	Nulph	Palacios	Grier	Robert	Ebert
4/2	#14 LSU-2*	Lipscomb	Logan	Buentello	Haecker	Deese	Nulph	Palacios	Grier	Robert	Ebert
4/3	#14 LSU*	Mitchell	Logan	Robert	Haecker	Deese	Nulph	Palacios	Grier	Ebert	Buentello
4/5	Georgia State	Sprinkle	Foster	Robert	Gray	Deese	Haecker	Palacios	Grier	Ebert	Logan
4/7	at Missouri*	Lipscomb	Logan	Robert	Gray	Deese	Nulph	Palacios	Grier	Ebert	Buentello
4/8	at Missouri*	Camp	Logan	Buentello	Gray	Deese	Nulph	Shaffer	Grier	Burgreen	Ebert
4/9	at Missouri*	Mitchell	Foster	Buentello	Gray	Deese	Nulph	Burgreen	Grier	Ebert	Logan
4/12	at Kennesaw State	Sprinkle	Logan	Buentello	Gray	Deese	Nulph	Burgreen	Grier	Ebert	Haecker
4/14	Tennessee*	Braymer	Logan	Buentello	Gray	Deese	Nulph	Burgreen	Grier	Ebert	Haecker
4/15	Tennessee*	Camp	Foster	Buentello	Gray	Deese	Haecker	Burgreen	Grier	Ebert	Logan
4/16	Tennessee*	Mitchell	Foster	Buentello	Gray	Deese	Haecker	Burgreen	Grier	Ebert	Logan
4/19	Alabama State	Yarbrough	Foster	Buentello	Gray	Nulph	Haecker	Burgreen	Grier	Ebert	Logan
4/22	at Ole Miss*	Lipscomb	Logan	Buentello	Gray	Deese	Haecker	Burgreen	Grier	Ebert	Nulph
4/23	at Ole Miss*	Camp	Foster	Buentello	Gray	Nulph	Haecker	Burgreen	Grier	Ebert	Logan
4/24	at Ole Miss*	Mize	Logan	Buentello	Gray	Deese	Haecker	Burgreen	Grier	Ebert	Nulph
4/26	South Alabama	Mitchell	Deese	Buentello	Gray	Haecker	Weisz	Burgreen	Grier	Ebert	Logan
4/29	Kentucky*	Lipscomb	Deese	Buentello	Gray	Haecker	Nulph	Burgreen	Grier	Ebert	Logan
4/30	Kentucky*	Camp	Deese	Buentello	Gray	Haecker	Nulph	Burgreen	Grier	Ebert	Logan
5/1	Kentucky*	Braymer	Deese	Buentello	Gray	Haecker	Nulph	Burgreen	Grier	Ebert	Logan
5/6	at Alabama*	Lipscomb	Logan	Buentello	Gray	Haecker	Nulph	Burgreen	Grier	Ebert	Shaffer
5/7	at Alabama*	Camp	Deese	Buentello	Gray	Haecker	Nulph	Burgreen	Grier	Ebert	Logan
5/8	at Alabama*	Braymer	Deese	Buentello	Gray	Haecker	Nulph	Burgreen	Grier	Ebert	Logan
5/10	Troy	Klobosits	Deese	Buentello	Gray	Haecker	Nulph	Burgreen	Grier	Ebert	Logan
5/11	Kennesaw State	Mitchell	Deese	Buentello	Gray	Haecker	Nulph	Burgreen	Grier	Ebert	Logan
5/13	Mississippi St.*	Lipscomb	Deese	Buentello	Gray	Haecker	Nulph	Burgreen	Grier	Ebert	Palacios
5/14	Mississippi St.*	Camp	Deese	Buentello	Gray	Haecker	Nulph	Burgreen	Grier	Ebert	Palacios
5/15	Mississippi St.*	Mize	Deese	Buentello	Gray	Haecker	Nulph	Palacios	Grier	Ebert	Logan
5/17	UAB	Sprinkle	Foster	Buentello	Gray	Haecker	Nulph	Burgreen	Grier	Ebert	Logan
5/19	at Vanderbilt*	Camp	Foster	Deese	Gray	Haecker	Nulph	Burgreen	Grier	Shaffer	Logan
5/20	at Vanderbilt*	Lipscomb	Deese	Buentello	Gray	Haecker	Nulph	Shaffer	Grier	Ebert	Logan
5/21	at Vanderbilt*	Mize	Deese	Buentello	Gray	Haecker	Nulph	Burgreen	Grier	Ebert	Logan

* - SEC Game

§ - COX Diamond Invitational (Pensacola, Fla.)

^ - MAX Capital City Classic (Montgomery, Ala.)



2017 SEC BASEBALL TOURNAMENT

The Southeastern Conference Baseball Tournament returns for an 20th consecutive year to the Hoover Metropolitan Stadium in the south-Birmingham city of Hoover, Ala., May 23-28, 2017.

The 2017 SEC Baseball Tournament will continue to feature 12 teams and will remain set to begin on Tuesday, May 23. Seeds 5-12 will meet in a single elimination format on the opening day of the tournament, followed by traditional double-elimination play Wednesday-Friday. The tournament will return to single elimination play on Saturday. A total of 17 games will be played throughout the tournament.

The 12 teams are seeded 1-12 with the two divisional champions and top four seeds guaranteed opening-round byes, with the possibility of earning another later in the bracket. The tournament field will include the top teams from the SEC's Eastern and Western Divisions plus 10 at-large bids seeded 3-12 based on conference winning percentage.

In 2013, an epic championship game featured LSU defeat Vanderbilt 5-4 in 11 innings in front of over 10,500 fans and a national television audience on ESPN2 in a battle between the No. 1 and No. 2 teams in the nation.

The Hoover Met formerly served as home of the Double-A Birmingham Barons (Chicago White Sox) of the Southern League. The stadium also has served as host of the NCAA Men's Soccer Final Four, as well as home to the nationally renowned Hoover Buccaneer high school football program.

Located eight miles south of Birmingham, the Met seats 10,800 for baseball, but can accommodate over 16,000 when the patio, banquet and side grassy areas are used. The stadium also houses 12 suites and state-of-the-art dressing and training rooms. Wireless internet access was added in 2004, concourse and signage renovation was done in 2005 and a second-level pressbox expansion, new stadium seating and an exterior facelift in 2007 completed a \$6 million renovation project. A new HD video scoreboard was added in 2008, while the SEC introduced the nation to a "pitch clock" in 2010. A new sound systems and concourse amenities such as refurbished restrooms big screen HDTVs at concessions stands were added in 2012.

The SEC is currently scheduled to keep its baseball tournament in Hoover at The Hoover Met through a time to be determined.

Total attendance for the 2016 SEC Tournament was 150,064, which broke the previous record by nearly 17,000. Two of the two-five highest attendance marks for a single session were set in 2016. The event has become the Birmingham metro's highest attended sporting event annually, second in the state only to NASCAR races at Talladega. Birmingham Magazine named it the top sporting event annually in the Birmingham area. The entire SEC Baseball Tournament was broadcast live on national television for the second consecutive year in 2016.



2017 Stadium Information

Hoover Metropolitan Stadium — Hoover, Ala.
Capacity: 10,800 (Grandstand)

Field Dimensions

Foul Lines: 340
Power Alleys: 385
Center: 405
Playing Surface: Natural Grass
Year Built: 1988/Renovated 06-07

2016 SEC TOURNAMENT

May 24-29, 2016

Hoover Metropolitan Stadium - Hoover, Ala.

TUESDAY, MAY 24

- Game 1 (6) Vanderbilt 7, (11) Missouri 0
- Game 2 (7) Ole Miss 5, (10) Georgia 1
- Game 3 (9) Alabama 5, (8) Kentucky 2
- Game 4 (5) LSU 5, (12) Tennessee 4

WEDNESDAY, MAY 25

- Game 5 (6) Vanderbilt 6, (3) Texas A&M 5
- Game 6 (7) Ole Miss 10, (2) South Carolina 4
- Game 7 (1) Mississippi State 4, (9) Alabama 1
- Game 8 (5) LSU 5, (4) Florida 3

THURSDAY, MAY 26

- Game 9 (3) Texas A&M 4, (2) South Carolina 1
- Game 10 (4) Florida 5, (9) Alabama 4
- Game 11 (7) Ole Miss 12, (6) Vanderbilt 9
- Game 12 (5) LSU 6, (1) Mississippi State 2

FRIDAY, MAY 27

- Game 13 (3) Texas A&M 13, (6) Vanderbilt 3
- Game 14 (4) Florida 12, (1) Mississippi State 2

SATURDAY, MAY 28

- Game 15 (3) Texas A&M 12, (7) Ole Miss 8
- Game 16 (4) Florida 1, (5) LSU 0

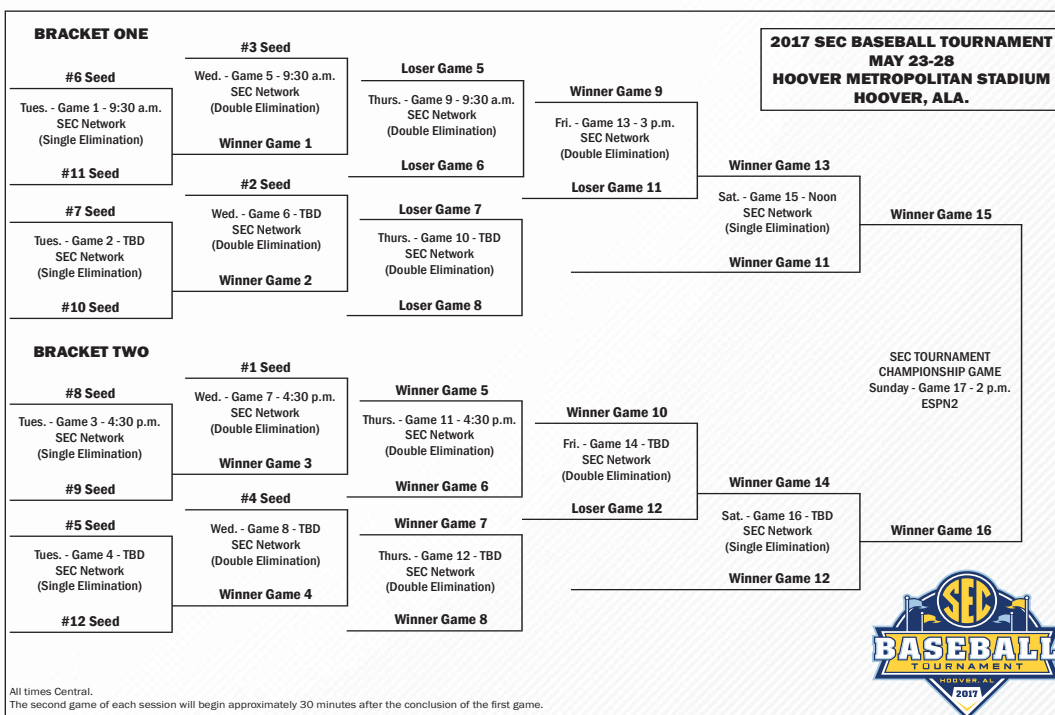
SUNDAY, MAY 29

- Game 17 (3) Texas A&M 12, (4) Florida 5

ALL-TOURNAMENT TEAM

- P: Scott Moss, Florida
- P: Brigham Hill, Texas A&M
- P: Zac Houston, Mississippi State
- C: Henri Lartigue, Ole Miss
- DH: Jonathan Moroney, Texas A&M
- TB: JJ Schwarz, Florida
- 2B: Ryne Birk, Texas A&M
- 3B: Colby Bartles, Ole Miss
- SS: Austin Homan, Texas A&M
- OF: Nick Banks, Texas A&M
- OF: J.B. Woodman, Ole Miss
- OF: Bryan Reynolds, Vanderbilt

Tournament MVP: Nick Banks, Texas A&M





CAPITAL CITY CLASSIC HISTORY AND RECORDS

RESULTS

2009: Auburn 8, Alabama 7

WP: Zach Blatt LP: Jimmy Nelson S: None
MVP: Ben Jones

2010: Auburn 8, Alabama 6

WP: Michael Hurst LP: Jonathan Smart S: Austin Hubbard
MVP: Michael Hurst

2011: Auburn 2, Alabama 1

WP: Bradley Hendrix LP: Taylor Wolfe S: Zach Blatt
MVP: Dan Gamache

2012: Auburn 8, Alabama 3

WP: Jon Luke Jacobs LP: Spencer Turnbull S: Justin Bryant
MVP: Dan Glevenyak

2013: Auburn 6, Alabama 3

WP: Conner Kendrick LP: Tucker Hawley S: None
MVP: Conner Kendrick

2014: Alabama 4, Auburn 3

WP: Thomas Burrows LP: Trey Cochran-Gill S: None
MVP: Thomas Burrows

2015: Auburn 5, Alabama 3

WP: Keegan Thompson LP: Jake Hubbard S: Trey Wingenter
MVP: Keegan Thompson

2016: Auburn 10, Alabama 1

WP: Andrew Mitchell LP: Jon Keller S: Gordon Cardenas
MVP: Blake Logan



INDIVIDUAL RECORDS

Batting

Hits: 3, 8 times, most recently Ebert/Grier [AU] (2016)
At-Bats: 5, 21 times
Runs: 3, Trent Mummey [AU] (2009) and Creede Simpson [AU] (2012)
RBI: 3, 6 times, most recently Blake Logan [AU] (2016)
Doubles: 1, 20 times
Triples: 2, Mikey White [UA] (2015)
Home Runs: 1, 10 times, most recently Anfernee Grier/Blake Logan [AU] (2016)
Total Bases: 7, Anfernee Grier [AU] (2016)
Stolen Bases: 3, Taylor Dugas [UA] (2010)

Pitching

Innings Pitched: 7.1, Keegan Thompson [AU] (2015)
Strike Outs: 12, Keegan Thompson [AU] (2015)
Walks: 5, Taylor Guilbeau [UA] (2013)
Hits Allowed: 9, Justin Camp [AU] (2014)

TEAM RECORDS

Batting

Runs: 10, Auburn (2016)
Hits: 15, Auburn (2016)
Doubles: 3, three times
Triples: 2, Alabama (2015)
Home Runs: 2, three times
Extra Base Hits: 6, Auburn (2016)
Total Bases: 26, Auburn (2016)
Stolen Bases: 4, Auburn (2012) and Alabama (2010)

Pitching

Strikeouts: 13, Auburn (2010 and 2015)
Walks: 8, Auburn (2007) and Alabama (2013)
Hits Allowed: 15, Alabama (2016)

**INDIVIDUAL HITTING****GAMES PLAYED**

Season: 65, Shawn McNally (1994); Brandon Moore (1994); Jay Waggoner (1994)
 Career: 246, Jay Waggoner (1992-95)

AT BATS

Game: 9, Trey Gainous at Miss. State (3/22/87); Rock Wilson at Miss. State (3/22/87); Johnny Simmons at Florida (4/22/72); Wayne Hall at Florida (4/22/72)
 Season: 291, Jay Waggoner (1994)
 Career: 998, Jay Waggoner (1992-95)

RUNS

Game: 5, by several players, last by Casey McElroy vs. Troy (4/28/09)
 Season: 83, Gabe Gross (2000)
 Career: 232, Mailon Kent (1998-2001)

HITS

Game: 6, Tyler Johnstone vs. Elon (2/25/05); Josh Etheredge at S. Carolina (3/9/97); Andy Merchant at Florida (4/22/72)
 Season: 119, Jay Waggoner (1994)
 Career: 341, Jay Waggoner (1992-95)

RUNS BATTED IN

Game: 10, Bob Berry vs. Huntingdon (4/15/82)
 Season: 103, Todd Faulkner (2000)
 Career: 269, Josh Etheredge (1995-98)

SINGLES

Season: 88, Jay Waggoner (1994)
 Career: 266, Jay Waggoner (1992-95)

DOUBLES

Inning: 2, Jamie Kersh vs. Mercer (4/15/97, 2nd); Tim Hudson vs. Morehead St. (2/8/97, 5th); Jay Waggoner vs. Troy (3/2/94, 1st)
 Game: 4, Ken Dempsey vs. Georgia (1971)
 Season: 27, Todd Faulkner (2000)
 Career: 71, Todd Faulkner (1998-2001)

TRIPLES

Game: 2, Jay Gonzalez vs. Alabama State (2/28/12); Dominic Rich vs. UNCC (3/4/00-G. 2); Todd Faulkner vs. Tennessee (4/11/99); Todd O'Donnell at Alabama (4/20/91, G.2); Tony Haney vs. Jacksonville St. (4/10/85); Frank Fryer at Florida (4/2/65)
 Season: 10, Trey Gainous (1986)
 Career: 20, Rock Wilson (1984-87)

HOME RUNS

Game: 3, by several players, last by Tony Caldwell at Kentucky (4/9/11)
 Season: 23, Hunter Morris (2010)
 Career: 59, Josh Etheredge (1995-98)

EXTRA-BASE HITS

Season: 49, Todd Faulkner (2000)
 Career: 125, Todd Faulkner (1998-2001)

TOTAL BASES

Game: 14, Tony Caldwell at Kentucky (4/9/11); Bo Jackson at Georgia (4/2/85); Bob Berry vs. Huntingdon (4/3/82)
 Season: 202, Hunter Morris (2010)
 Career: 532, Todd Faulkner (1998-2001)

STOLEN BASES

Game: 3, by 13 players including five times by Mailon Kent [last: Anfernee Grier vs. Southern (2/6/16)]
 Season: 40, Mailon Kent (1999)
 Career: 90, Mailon Kent (1998-01)

BASES ON BALLS

Game: 4, by several players, last by Anfernee Grier vs. Alabama A&M (3/1/16)
 Season: 73, Frank Thomas (1989)
 Career: 160, Jeff Leatherman (1988-91)

STRIKEOUTS

Game: 5, Kevin Patterons vs. Charleston Southern (3/17/09); Ross Smith vs. Troy (4/25/07); Russell Whittenburg vs. Arkansas (5/19/94)
 Season: 77, Kevin Chabot (1995)
 Career: 199, Josh Etheredge (1995-98)

HIT BY PITCH

Game: 4, Dan Glevenyak at Alabama (4/11/14)
 Season: 20, Robert Lewis (1994)
 Career: 29, Trent Mummey (2008-10) and **Damon Haecker (2014-current)**

SACRIFICES

Season: 21, Rob Macrory (1996)
 Career: 58, Rob Macrory (1994-97)

SACRIFICE FLIES

Season: 9, Casey Dunn (1998)

BATTING AVERAGE

Season: .433, Paul Foster (1985)
 Career: .385, Jimmy Barfield (1963-64)

SLUGGING PERCENTAGE

Season: .864, Bo Jackson (1985)
 Career: .722, Frank Thomas (1987-89)

ON-BASE PERCENTAGE (Since 1984)

Season: .568, Frank Thomas (1989)
 Career: .527, Frank Thomas (1987-89)

HOME RUN PERCENTAGE (at bats per HR)

Season: 7.75 (16 in 124 ABs), Kevin Patterson (2010)
 Career: 10.14 (28 in 284 ABs), Bo Jackson (1983, 85-86)

MULTI-HOME RUN GAMES (Since 1979)

Season: 5, Brian Fletcher (2010)
 Career: 9, Brian Fletcher (2008-10)

MULTI-HIT GAMES (Since 1979)

Season: 38, Jay Waggoner (1994)
 Career: 101, Jay Waggoner (1992-95)

MULTI-RBI GAMES (Since 1979)

Season: 29, Tim Hudson (1997)
 Career: 74, Josh Etheredge (1995-98)

HITTING STREAK

Season: 31 games, Casey Dunn (2/22[61]-4/15/97)
 27 games, Justin Fradejas (3/23-5/7/10)
 26 games, Scott Pratt (3/21-5/5/98)
 25 games, Mailon Kent (3/11-4/29/00)
 23 games, Steve Renfro (1977)
 22 games, Anfernee Grier (5/31/15-3/22/16)

INDIVIDUAL & TEAM RECORDS**INDIVIDUAL PITCHING****EARNED RUN AVERAGE**

Season: 0.99, Paul Susce (1954)
 Career: 1.69, Q.V. Lowe (1966-67)

GAMES PITCHED

Season: 44, John Madden (2005)
 Career: 108, Colter Bean (1997-2000)

GAMES STARTED

Season: 24, Ryan Halla (1995)
 Career: 77, John Powell (1990-94)

GAMES RELIEVED (Since 1975)

Season: 44, John Madden (2005)
 Career: 106, Colter Bean (1997-2000)

WINS

Season: 16, Ryan Halla (1995)
 Career: 43, John Powell (1990-94)

LOSSES

Season: 10, Mike Ferry (1990)
 Career: 20, John Powell (1990-94)

WINNING PERCENTAGE

Season: 1.000, Levale Speigner, 10-0 (2003); Jimmy Crysel, 9-0 (1964); Terry Leach, 9-0 (1974); Ed Ohman, 7-0 (1988); Lloyd Nix, 6-0 (1959); Phil Constan, 5-0 (1980); John Powell, 5-0 (1990)
 Career (10 or more decisions): .885, Q.V. Lowe, 23-3 (1966-67)
 Career (20 or more decisions): .885, Q.V. Lowe, 23-3 (1966-67)

SAVES

Season: 19, Finley Woodward (1995)
 Career: 29, Finley Woodward (1995-97)

COMPLETE GAMES

Season: 10, Joe Beckwith (1977); Q.V. Lowe (1967)
 Career: 20, Joe Beckwith (1974-77)

SHUTOUTS

Season: 3, Tommy Youngblood (1989); Joe Beckwith (1976)
 Career: 6, Joe Beckwith (1974-77)

INNINGS PITCHED

Game: 14.0, Quineth Red Roberts vs. ALA (SEC Playoff, 1958)
 Season: 146.2, Ryan Halla (1995)
 Career: 477.0, John Powell (1990-94)

RUNS ALLOWED

Season: 73, Ward Yerby (1983)
 Career: 232, Mark Chapman (1984-87)

EARNED RUNS ALLOWED

Season: 61, Ward Yerby (1983)
 Career: 185, Mark Chapman (1984-87)

HITS ALLOWED

Season: 137, Kevin Humphreys (1994)
 Career: 406, John Powell (1990-94)





INDIVIDUAL & TEAM RECORDS

STRIKEOUTS

Game: 15, Chris Bootcheck vs. W. Virginia (3/6/99) [8.0 IP];
 Tim Hudson vs. Winthrop (2/26/97) [7.0 IP];
 John Powell at Ole Miss (4/29/94) [7.1 IP];
 Mark Chapman vs. Clemson (3/21/86) [9.0 IP]
 Season: 191, John Powell (1993)
 Career: 602, John Powell (1990-94)

BASES ON BALLS

Season: 77, Quineth Roberts (1958)

WILD PITCHES

Season: 15, Jason Johnson (1993)
 Career: 29, Jon Hebel (1990-93); Scott Tillery (1983-86)

HIT BATSMEN

Season: 13, Eric Brandon (2002)

STRIKEOUTS PER NINE INNINGS

Season: 14.13 (113 in 72 IP), Gregg Olson (1988)
 Career: 11.89 (255 in 193.0 IP), Tim Hudson (1996-97)
 11.36 (602 in 477.0 IP), John Powell (1990-94)

HITS PER NINE INNINGS

Season: 5.40 (51 in 85 IP), Q.V. Lowe (1966)
 Career: 5.87 (139 in 213 IP), Q.V. Lowe (1966-67)

TEAM HITTING

AT BATS

Game: 66 at Florida (4/22/72) [20 inn.]
 Season: 2,428 in 1997

RUNS

Inning: 16 vs. Troy (3/2/94) [1st]
 Game: 32 vs. Troy (3/2/94)
 Season: 613 in 1997

HITS

Game: 27 vs. Troy (3/2/94)
 Season: 828 in 1997

RUNS BATTED IN

Game: 30 vs. Troy (3/2/94)
 Season: 577 in 1997

SINGLES

Season: 560 in 1997

DOUBLES

Season: 165 in 1997, 1998

TRIPLES

Season: 26 in 1986

HOME RUNS

Season: 131 in 2010

EXTRA-BASE HITS

Season: 293 in 2010

TOTAL BASES

Season: 1,385 in 2010

STOLEN BASES

Season: 116 in 1974

BASE ON BALLS

Season: 349 in 1989

STRIKEOUTS

Game: 18 vs. South Carolina (3/17/06)
 Season: 484 in 2009

HIT BY PITCH

Season: 73 in 2010

BATTING AVERAGE

Season: .348 in 2010

SLUGGING PERCENTAGE

Season: .591 in 2010

ON-BASE PERCENTAGE

Season: .428 in 1998

TEAM PITCHING

EARNED RUN AVERAGE

Season: 2.09 in 1967

SAVES

Season: 23 in 1995

COMPLETE GAMES

Season: 21 in 1967

SHUTOUTS

Season: 9 in 1988

INNINGS PITCHED

Game: 20.0 at Florida (4/22/72)
 Season: 591.2 in 1997

STRIKEOUTS

Game: 25 vs. Arkansas (5/19/94)
 Season: 629 in 1997

MISCELLANEOUS RECORDS

Games: 67 in 1997
 Wins: 50 in 1997, 1995
 Losses: 34 in 2006, 1983
 Winning Percentage: .794 in 1995 (50-13)
 Consecutive Wins: 17 in 1997
 Consecutive Losses: 10 in 2006
 SEC Wins: 20 in 2010
 SEC Losses: 22 in 2016
 SEC Winning Percentage: .882 in 1967 (15-2)
 Consecutive SEC Wins: 10 in 1987, 1967
 Consecutive SEC Losses: 10 in 2006
 Consecutive Winning Seasons: 23, 1956-77
 Consec. home games without being shutout: 190, 4/18/98-3/9/04
 Consec. non-conference home wins: 41, 2/7/97-4/22/98
 Consecutive one-run victories: 7, 1984
 Consecutive one-run games: 6 (5-1), May 3-12, 2002
 Most one-run wins, season: 12, 1967, 1981
 Most one-run losses, season: 14, 2005
 Most one-run games, season: 21, 1991, 2005



SINGLE SEASON TOP 10 - HITTING

GAMES PLAYED G
1. Heath Kelly (1997) 67
2. Jamie Kersh (1997) 67
3. Casey Dunn (1999) 65
...
Jay Waggoner (1994) 65

AT BATS AB
1. Jay Waggoner (1994) 291
2. Casey Dunn (1998) 275
3. Tim Hudson (1997) 273
...
Jay Waggoner (1995) 268

RUNS R
1. Gabe Gross (2000) 83
2. Scott Pratt (1998) 82
3. Adam Sullivan (1997) 81
...
Rock Wilson (1987) 71

HITS H
1. Jay Waggoner (1994) 119
2. Tim Hudson (1997) 108
3. Hunter Morris (2010) 105
...
Rob Macrory (1997) 99

RUNS BATTED IN RBI
1. Todd Faulkner (2000) 103
2. Tim Hudson (1997) 95
3. Josh Etheredge (1998) 90
...
Paul Foster (1985) 74

SINGLES 1B
1. Jay Waggoner (1994) 88
2. Javon Moran (2002) 81
3. Mailon Kent (1999) 81
...
Jay Waggoner (1993) 68

DOUBLES 2B
1. Todd Faulkner (2000) 27
2. Gabe Gross (2000) 26
3. Karl Amonite (2005) 25
...
Chad Wandall (1998) 23

TRIPLES 3B
1. Trey Gainous (1986) 10
2. Javon Moran (2003) 7
3. Dominic Rich (2000) 7
...
Scott Pratt (1998) 6

HOME RUNS HR
1. Hunter Morris (2010) 23
2. Brian Fletcher (2010) 22
3. Todd Faulkner (2000) 22
...
Tim Lemons (1985) 18

EXTRA BASE HITS XBH
1. Todd Faulkner (2000) 49
2. Hunter Morris (2010) 46
3. Doug Gilcrease (1982) 41
...
Scott Pratt (1998) 38

TOTAL BASES TB
1. Hunter Morris (2010) 202
2. Todd Faulkner (2000) 198
3. Tim Hudson (1997) 183
...
Jay Waggoner (1994) 161

MULTI-HIT GAMES G
1. Jay Waggoner (1994) 38
2. Tim Hudson (1997) 35
3. Brandon Moore (1994) 35
...
Javon Moran (2002) 31

MULTI-RBI GAMES G
1. Tim Hudson (1997) 29
2. Todd Faulkner (2000) 27
3. Josh Etheredge (1998) 26
...
Casey Dunn (1998) 20

STOLEN BASES SB
1. Mailon Kent (1999) 40
2. Scott Pratt (1998) 33
3. Jay Gonzalez (2012) 30
...
Rock Wilson (1987) 26

BASES ON BALLS BB
1. Frank Thomas (1989) 73
2. Gabe Gross (2000) 59
3. Gabe Gross (2001) 57
...
Jeff Leatherman (1991) 47

STRIKEOUTS K
1. Kevin Chabot (1995) 77
2. Brian Fletcher (2009) 76
3. Brian Fletcher (2010) 67
...
Frank Sanders (1994) 58

HIT BY PITCH HBP
1. Robert Lewis (1994) 20
2. Jeff Powell (1989) 19
3. Trent Mummey (2009) 17
...
John Tyler (1999) 12

BATTING AVERAGE BA
1. Paul Foster (1985) .433
2. Jim Pyburn (1954) .432
3. Gabe Gross (2000) .430
...
Andy Merchant (1969) .403

SLUGGING PCT PCT
1. Bo Jackson (1985) .864
2. Frank Thomas (1989) .801
3. Todd Faulkner (2000) .798
...
Joseph Sanders (2009) .737

ON BASE PCT OBP
1. Frank Thomas (1989) .568
2. Gabe Gross (2000) .536
3. Frank Thomas (1988) .509
...
Paul Foster (1985) .473





CAREER TOP 10 - HITTING

AT BATS	AB
1. Jay Waggoner (1992-95)	998
2. Brandon Moore (1991-94)	917
3. Casey Dunn (1996-99)	905
4. Chad Wandall (1996-99)	901
5. Mailon Kent (1998-01)	879
6. Todd Faulkner (1998-01)	868
7. Jamie Kersh (1996-99)	838
8. Rock Wilson (1984-87)	801
9. Javon Moran (2001-03)	793
10. Jordan Ebert (2013-16)	784

GAMES PLAYED	GP
1. Jay Waggoner (1992-95)	246
2. Chad Wandall (1996-99)	245
3. Brandon Moore (1991-94)	242
4. Mailon Kent (1998-01)	232
5. Casey Dunn (1996-99)	231
6. Mike Killimett (1991-94)	230
7. Jamie Kersh (1996-99)	228
8. Jeff Leatherman (1988-91)	227
9. Josh Etheredge (1995-98)	222
10. Andrew Albrecht (1988-91)	221

RUINS	R
1. Mailon Kent (1998-01)	232
2. Jay Waggoner (1992-95)	208
3. Dominic Rich (1998-00)	207
4. Josh Etheredge (1995-98)	207
5. Rock Wilson (1984-87)	201
6. Todd Faulkner (1998-01)	197
7. Casey Dunn (1996-99)	197
8. Chad Wandall (1996-99)	194
9. Rob Macrory (1994-97)	194
10. Gabe Gross (1999-01)	184

HITS	H
1. Jay Waggoner (1992-95)	341
2. Mailon Kent (1998-01)	309
3. Casey Dunn (1996-99)	307
4. Brandon Moore (1991-94)	304
5. Todd Faulkner (1998-01)	303
6. Chad Wandall (1996-99)	280
7. Javon Moran (2001-03)	267
8. Jamie Kersh (1996-99)	261
9. Gabe Gross (1999-01)	259
10. Rock Wilson (1984-87)	258

RUINS BATTED IN	RBI
1. Josh Etheredge (1995-98)	269
2. Todd Faulkner (1998-01)	255
3. Casey Dunn (1996-99)	232
4. Gabe Gross (1999-01)	218
5. Frank Thomas (1987-89)	205
6. Jamie Kersh (1996-99)	197
7. Paul Foster (1983-86)	173
8. Brian Fletcher (2008-10)	171
9. Kevin Chabot (1993-95)	171
10. Mailon Kent (1998-01)	170
Chad Wandall (1996-99)	170

SINGLES	1B
1. Jay Waggoner (1992-95)	266
2. Brandon Moore (1990-94)	245
3. Mailon Kent (1998-01)	232
4. Casey Dunn (1996-99)	212
5. Jordan Ebert (2013-16)	207
6. Javon Moran (2001-03)	203
7. Chad Wandall (1996-99)	193
8. Jeff Leatherman (1988-91)	192
9. Rob Macrory (1994-97)	190
Rock Wilson (1984-87)	190

DOUBLES	2B
1. Todd Faulkner (1998-01)	71
2. Gabe Gross (1999-00)	68
3. Chad Wandall (1996-99)	61
4. Casey Dunn (1996-99)	60
5. Tony Haney (1985-88)	60
6. Bobby Huddleston (2000-03)	56
7. Mailon Kent (1998-01)	56
8. Jamie Kersh (1996-99)	55
9. Josh Etheredge (1995-98)	55
Jay Waggoner (1992-95)	55

TRIPLES	3B
1. Rock Wilson (1984-87)	20
2. Clete Thomas (2003-05)	16
3. Trey Gainous (1985-87)	15
4. Javon Moran (2001-03)	13
Andrew Albrecht (1988-91)	13
6. Dominic Rich (1998-00)	12
7. Jay Waggoner (1992-95)	10
Mark Hatchett (1972-75)	10
9. Adam Sullivan (1996-97)	9
Jimmy Barfield (1963-64)	9
Chris Christopher (1991-93)	9
Jim Pyburn (1953-55)	9
Johnny Tutt (1980-81)	9

HOME RUNS	HR
1. Josh Etheredge (1995-98)	59
2. Todd Faulkner (1998-01)	50
3. Brian Fletcher (2008-10)	49
4. Frank Thomas (1987-89)	49
5. Hunter Morris (2008-10)	46
6. Trent Mummey (2008-10)	36
7. Kevin Chabot (1993-95)	36
8. Kevin Patterson (2008-11)	35
Mike Bianucci (2006-08)	35
Gabe Gross (1999-01)	35
Paul Foster (1983-86)	35

EXTRA-BASE HITS	EBH
1. Todd Faulkner (1998-01)	125
2. Josh Etheredge (1995-98)	119
3. Gabe Gross (1999-01)	108
4. Frank Thomas (1987-89)	104
5. Brian Fletcher (2008-10)	98
6. Casey Dunn (1996-99)	95
7. Hunter Morris (2008-10)	93
8. Jamie Kersh (1996-99)	92
9. Chad Wandall (1996-99)	87
10. Kevin Chabot (1993-96)	85

TOTAL BASES	TB
1. Todd Faulkner (1998-01)	532
2. Josh Etheredge (1995-98)	490
3. Casey Dunn (1996-99)	470
4. Jay Waggoner (1992-95)	446
5. Gabe Gross (1999-01)	442
6. Frank Thomas (1987-89)	434
7. Hunter Morris (2008-10)	426
8. Mailon Kent (1998-01)	421
9. Jamie Kersh (1996-99)	420
10. Chad Wandall (1996-99)	414

MULTI-HR GAMES	G
1. Brian Fletcher (2008-10)	9
2. Josh Etheredge (1995-98)	8
3. Frank Thomas (1987-89)	8
4. Hunter Morris (2008-10)	5
5. Trent Mummey (2008-10)	4
6. Josh Bell (2003-05)	4
7. Tim Lemons (1984-85)	4
8. Bob Berry (1981-83)	4
9. Eight tied at	3

MULTI-HIT GAMES	G
1. Jay Waggoner (1992-95)	101
2. Mailon Kent (1998-01)	93
3. Todd Faulkner (1998-01)	92
4. Brandon Moore (1991-94)	89
5. Casey Dunn (1996-99)	87
6. Rob Macrory (1994-97)	86
7. Javon Moran (2001-03)	85
8. Gabe Gross (1999-01)	80
9. Chad Wandall (1996-99)	80
10. Dominic Rich (1998-00)	77

MULTI-RBI GAMES	G
1. Josh Etheredge (1995-98)	74
2. Todd Faulkner (1998-01)	68
3. Casey Dunn (1996-99)	66
4. Gabe Gross (1999-01)	63
5. Jamie Kersh (1996-99)	51
6. Frank Thomas (1987-89)	49
7. Kevin Chabot (1993-95)	47
8. Brian Fletcher (2008-10)	46
9. Five tied at	42

STOLEN BASES	SB
1. Mailon Kent (1998-01)	90
2. Curt Cope (1973-76)	79
3. Dom Fucci (1976-79)	69
4. Javon Moran (2001-03)	68
5. Clete Thomas (2003-05)	58
6. Bruce Edwards (2004-07)	57
7. Rob Macrory (1994-97)	55
8. Mickey Miller (1973-76)	52
9. Dominic Rich (1998-00)	47
10. Ryan Tella (2012-14)	44
Trey Gainous (1985-87)	44

BASE ON BALLS	BB
1. Jeff Leatherman (1988-91)	160
2. Frank Thomas (1987-89)	153
3. Gabe Gross (1999-01)	145
4. Kevin Chabot (1993-95)	142
5. Dominic Rich (1998-00)	141
6. Rock Wilson (1984-87)	134
7. Josh Etheredge (1995-98)	134
8. Jay Waggoner (1992-95)	127
9. Mark Bellhorn (1993-95)	121
10. Rob Macrory (1994-97)	118

STRIKEOUTS	K
1. Kevin Chabot (1993-96)	206
2. Brian Fletcher (2008-10)	196
3. Josh Etheredge (1995-98)	199
4. Kevin Patterson (2008-11)	192
5. Jamie Kersh (1996-99)	181
6. Chad Wandall (1996-99)	165
7. Scott Schade (2001-03)	158
8. Josh Bell (2003-05)	154
9. Justin Hargett (2008-11)	151
10. Kevin Henry (84-85, '87-88)	150

HIT BY PITCH	HBP
1. Damon Haecker (2014-current)...	29
Trent Mummey (2008-10)	29
3. Tony Caldwell (2008-11)	27
Brett Burnham (2000-01)	27
Josh Etheredge (1995-97)	27
6. Brian Fletcher (2008-10)	26
Jeff Powell (1989-90)	26
8. Dan Glavenyak (2012-14)	24
Jonathan Schuerholz (2000-02)	24
Rob Macrory (1994-97)	24

BATTING AVERAGE	BA
1. Jimmy Barfield (1963-64)	.385
2. Frank Thomas (1987-89)	.382
3. Gabe Gross (1999-01)	.376
4. Andy Merchant (1969-72)	.363
5. Jim Pyburn (1953-55)	.360
6. Frank Fryer (1964-66)	.353
7. Mailon Kent (1998-00)	.352
Paul Foster (1983-86)	.352
9. Doug Dickey (1953-55)	.350
10. Todd Faulkner (1998-00)	.349

SLUGGING PCT	PCT
1. Frank Thomas (1987-89)	.722
2. Bo Jackson (1983, '85-86)	.715
3. Brian Fletcher (2008-10)	.649
4. Gabe Gross (1999-01)	.641
5. Hunter Morris (2008-10)	.628
6. Jimmy Barfield (1963-64)	.626
7. Josh Etheredge (1995-98)	.635
8. Karl Aronite (2003-05)	.616
9. Mike Bianucci (2006-08)	.613
Todd Faulkner (1998-01)	.613



SINGLE-SEASON TOP 10 - PITCHING

GAMES PITCHED		G
1. John Madden (2005)	44	
2. Gregg Olson (1987)	42	
3. Gregg Olson (1988)	36	
4. Jared Shore (2005)	35	
5. Colter Bean (1999)	34	
6. Steven Register (2003)	33	
Brandon Mayfield (2000)	33	
Finley Woodward (1995)	33	
Ryan Halla (1994)	33	
10. Michael Nix (2005)	32	
Cory Dueitt (2003)	32	

EARNED RUN AVERAGE		ERA
1. Paul Susce (1954)	0.99	
2. George Simmons (1968)	1.26	
3. Gregg Olson (1987)	1.26	
4. Terry Leach (1974)	1.31	
5. Beal Lazenby (1969)	1.43	
6. Jimmy Crysel (1964)	1.46	
7. Tom McClendon (1953)	1.48	
8. Herbie Pearce (1954)	1.49	
9. Quineth Roberts (1958)	1.56	
10. Jim Blausner (1967)	1.56	

GAMES STARTED (since 1975)		GS
1. Ryan Halla (1995)	24	
2. John Powell (1993)	23	
3. Brent Schoening (1999)	21	
Chris Bootcheck (1999)	21	
Kevin Humphreys (1994)	21	
Mark Chapman (1987)	21	
7. Chris Bootcheck (2000)	19	
Bryan Hebson (1997)	19	
9. Seven tied at	18	

GAMES RELIEVED (since 1975)		GR
1. John Madden (2005)	44	
2. Gregg Olson (1987)	42	
3. Gregg Olson (1988)	35	
4. Colter Bean (1999)	34	
5. Steven Register (2003)	33	
Brandon Mayfield (2000)	33	
Finley Woodward (1995)	33	
8. Michael Nix (2005)	32	
9. Bryan Woodall (2008)	31	
10. Jared Shore (2005)	30	
Mike Ferry (1989)	30	

WINS		W
1. Ryan Halla (1995)	16	
2. Tim Hudson (1997)	15	
Q. V. Lowe (1967)	15	
John Powell (1993)	15	
5. Tommy Youngblood (1989)	14	
6. Brent Schoening (1999)	13	
Hayden Gliemmo (1999)	13	
Hayden Gliemmo (1998)	13	
Kevin Humphreys (1994)	13	
10. Chris Morrison (1995)	12	

LOSSES		L
1. Mike Ferry (1990)	10	
2. Evan Crawford (2006)	8	
Jon Hebel (1992)	8	
Ward Yerby (1983)	8	
5. Derek Varnadore (2012)	7	
Chris Dennis (2006)	7	
Hayden Gliemmo (1999)	7	
John Powell (1992)	7	
Phil Deriso (1981)	7	
Phil Deriso (1980)	7	
Jack Van Yperen (1972)	7	

WINNING PERCENTAGE		PCT	(W-L)
1. Levale Speigner (2003)	1.000	(10-0)	
Jimmy Crysel (1964)	1.000	(9-0)	
Terry Leach (1974)	1.000	(9-0)	
Steven Register (2004)	1.000	(7-0)	
Ed Ohman (1988)	1.000	(7-0)	
Lloyd Nix (1959)	1.000	(6-0)	
Steven Register (2002)	1.000	(5-0)	
Phil Constan (1980)	1.000	(5-0)	
John Powell (1990)	1.000	(5-0)	
10. Q. V. Lowe (1967)	.938	(15-1)	
11. Brent Schoening (1999)	.928	(13-1)	
12. Gregg Olson (1987)	.917	(11-1)	
13. Paul Burnside (2007)	.875	(7-1)	
Hayden Gliemmo (2001)	.875	(7-1)	
Bryan Hebson (1995)	.875	(7-1)	
Quineth Roberts (1958)	.875	(7-1)	
Paul Susce (1954)	.875	(7-1)	

SAVES		SV
1. Finley Woodward (1995)	19	
2. Steven Register (2003)	16	
3. Michael Nix (2005)	13	
4. Austin Hubbard (2009)	12	
5. Bryan Woodall (2008)	11	
6. Terrance Dedrick (2013)	10	
Austin Hubbard (2010)	10	
Gregg Olson (1988)	10	
Gregg Olson (1987)	10	
10. Justin Camp (2015)	8	
Steven Register (2004)	8	
Colter Bean (1999)	8	
Finley Woodward (1997)	8	
Mike Ferry (1989)	8	

COMPLETE GAMES		CG
1. Joe Beckwith (1977)	10	
Q. V. Lowe (1967)	10	
3. Bill Letchworth (1951)	9	
4. John Powell (1993)	7	
John Powell (1992)	7	
Ward Yerby (1983)	7	
Jim Blausner (1967)	7	
8. Mark Chapman (1987)	6	
Mark Chapman (1986)	6	
Robert Hudson (1977)	6	
Robert Hudson (1976)	6	
Terry Leach (1976)	6	
Davis May (1975)	6	

INNINGS PITCHED		IP
1. Ryan Halla (1995)	146.2	
2. Kevin Humphreys (1994)	142.2	
3. John Powell (1993)	141.0	
4. Brent Schoening (1999)	138.1	
5. Q.V. Lowe (1967)	128.0	
6. Chris Bootcheck (1999)	127.2	
7. Hayden Gliemmo (1999)	123.1	
8. Chris Bootcheck (2000)	122.0	
9. Scott Renner (1989)	120.0	
10. Tim Hudson (1997)	118.1	
Hayden Gliemmo (1998)	118.1	

STRIKEOUTS		K
1. John Powell (1993)	191	
2. Tim Hudson (1997)	165	
3. Brent Schoening (1999)	151	
4. Ryan Halla (1995)	148	
5. John Powell (1994)	130	
6. Chris Bootcheck (1999)	125	
7. Q.V. Lowe (1967)	123	
8. Bryan Hebson (1997)	121	
John Powell (1991)	121	
10. John Powell (1992)	120	



CAREER TOP 10 - PITCHING/DEFENSE

GAMES PITCHED	GP
1. Colter Bean (1997-00)	108
2. Cory Dueitt (2001-04)	107
3. Gregg Olson (1986-88)	97
4. John Powell (1990-94)	96
5. Ryan Halla (1993-96)	89
6. Levale Speigner (2000-03)	87
Mark Fuller (1989-92)	87
8. Finley Woodward (1995-97)	85
9. Mark Shifflett (1978-81)	84
10. Mike Ferry (1988-90)	77

EARNED RUN AVERAGE	FRA
1. Q.V. Lowe (1966-67)	1.69
2. Joe Overton (1962-63)	1.77
3. Joe Beckwith (1974-77)	1.92
4. Tommy Smith (1967-68)	2.07
5. Monti Sharpe (1964-65)	2.25
6. Rick Eisenacher (1969-71)	2.46
7. Keegan Thompson (2014-15)	2.49
8. Cole Lipscomb (2014-15)	2.50
9. Jim Blausler (1966-67)	2.52
10. Terry Leach (1973-76)	2.53

GAMES STARTED (since 1975)	GS
1. John Powell (1990-94)	77
2. Hayden Gliemmo (1998-00)	63
Mark Chapman (1984-87)	63
4. Ryan Halla (1993-96)	58
5. Arnold Hughey (2002-05)	55
6. Brent Schoening (1997-99)	52
7. Levale Speigner (2000-03)	51
8. Colby Paxton (2001-04)	49
Chris Bootcheck (1998-00)	49
10. Bryan Hebson (1995-97)	44

GAMES RELIEVED (since 1975)	GR
1. Colter Bean (1997-00)	106
2. Cory Dueitt (2001-04)	89
3. Gregg Olson (1986-88)	82
4. John Madden (2004-05)	73
5. Finley Woodward (1995-96)	69
6. Bradley Hendrix (2008-11)	68
Steven Register (2002-04)	68
8. Mike Ferry (1988-90)	67
9. Jason LeBoeuf (1992-95)	64
10. Austin Hubbard (2007-10)	63
Chris Dennis (2003-07)	63

WINS	W
1. John Powell (1990-94)	43
2. Ryan Halla (1993-96)	39
3. Hayden Gliemmo (1998-00)	37
4. Joe Beckwith (1974-77)	31
5. Brent Schoening (1997-99)	29
6. Levale Speigner (2000-03)	28
7. Mark Shifflett (1978-81)	27
Mark Chapman (1984-87)	26
9. Chris Bootcheck (1998-00)	25
Bryan Hebson (1995-97)	25
Gregg Olson (1986-88)	25

LOSSES	L
1. John Powell (1990-94)	20
2. Phil Deriso (1978-81)	19
3. Arnold Hughey (2002-05)	17
Jack Van Yperen (1971-73)	17
Mark Shifflett (1978-81)	17
Mark Chapman (1984-87)	17
7. Jon Luke Jacobs (2009-12)	16
Ryan Halla (1993-96)	16
Jon Hebel (1990-93)	16
Bill Latham (1978-81)	16

WINNING PCT (10+ Dec.)	PCT	(W-L)
1. Q.V. Lowe (1966-67)	885	(23-3)
2. Chris Morrison (1994-95)	840	(21-4)
3. Steven Register (2002-04)	833	(15-3)
4. Joe Overton (1962-63)	824	(14-3)
5. Jerry Lewter (1963-65)	818	(9-2)
6. Tim Hudson (1996-97)	800	(20-5)
Jimmy Crysel (1963-65)	800	(12-3)
8. Kevin Humphreys (1994-95)	786	(22-6)
9. Gregg Olson (1986-88)	781	(25-7)
10. Hayden Gliemmo (1998-01)	775	(37-12)

WINNING PCT (20+ Dec.)	PCT	(W-L)
1. Q.V. Lowe (1966-67)	885	(23-3)
2. Chris Morrison (1994-95)	840	(21-4)
3. Tim Hudson (1996-97)	800	(20-5)
4. Kevin Humphreys (1994-95)	786	(22-6)
5. Gregg Olson (1986-88)	781	(25-7)
6. Hayden Gliemmo (1998-01)	775	(37-12)
7. Brent Schoening (1997-99)	763	(29-9)
8. Tommy Youngblood (1987-90)	739	(17-6)
9. Chris Bootcheck (1998-00)	714	(25-10)
10. Ryan Halla (1993-96)	709	(39-16)

SAVES	S
1. Finley Woodward (1995-96)	29
2. Steven Register (2002-04)	25
3. Austin Hubbard (2007-10)	22
4. Colter Bean (1997-00)	20
Gregg Olson (1986-88)	20
6. Terrance Dedrick (2013-14)	14
7. Michael Nix (2004-05)	13
Mike Ferry (1988-90)	13
9. Justin Camp (2013-16)	11
Bryan Woodall (2006-08)	11
11. Scott Sullivan (1991-93)	10
Phil Deriso (1978-81)	10

COMPLETE GAMES	CG
1. Joe Beckwith (1974-77)	20
2. John Powell (1990-94)	18
3. Mark Chapman (1984-87)	17
4. Robert Hudson (1975-77)	14
5. Terry Leach (1973-76)	13
6. Q.V. Lowe (1966-67)	10
7. Ward Yerby (1982-83)	9
8. Phil Deriso (1978-81)	8
9. Stacy Jones (1986-88)	7
Bill Latham (1978-81)	7
Jim Blausler (1966-67)	7

INNINGS PITCHED	IP
1. John Powell (1990-94)	477.0
2. Ryan Halla (1993-96)	400.0
3. Levale Speigner (2000-03)	369.2
4. Hayden Gliemmo (1998-01)	359.0
5. Arnold Hughey (2002-05)	345.1
6. Mark Chapman (1984-87)	343.1
7. Joe Beckwith (1974-77)	338.0
8. Brent Schoening (1997-99)	325.0
9. Chris Bootcheck (1998-00)	304.1
10. Mark Fuller (1989-92)	288.2

STRIKEOUTS	K
1. John Powell (1990-94)	602
2. Ryan Halla (1993-96)	392
3. Brent Schoening (1997-99)	327
4. Hayden Gliemmo (1998-01)	290
5. Arnold Hughey (2002-05)	272
6. Gregg Olson (1986-88)	271
7. Chris Bootcheck (1998-00)	270
8. Tim Hudson (1996-97)	255
9. Bryan Hebson (1995-97)	251
10. Mark Chapman (1984-87)	245

CAUGHT STEALING BY	CS
1. Tony Caldwell (2008-11)	59
2. Casey Dunn (1996-99)	57
3. Blake Austin (2011-2014)	48
4. Josh Bell (2003-05)	39
5. Bobby Huddleston (2000-03)	35
6. Josh Donaldson (2005-07)	29
Trent Pratt (2001-02)	29
8. Ryan Jenkins (2006-10)	28
9. Kirby Clark (1995-96)	26
10. Blake Austin (2011-12)	20
Hayden Gliemmo (1998-01)	20



TEAM TOP 10

TEAM BATTING

GAMES	
1.	67 (1997)
2.	65 (1999)
	65 (1994)
4.	64 (2010)
5.	64 (1989)
	64 (1998)
7.	63 (2003)
	63 (1995)
	63 (1993)
10.	62 (2015)

AT BATS	
1.	2,428 (1997)
2.	2,344 (2010)
3.	2,327 (1994)
4.	2,324 (1998)
5.	2,323 (1999)
6.	2,244 (2003)
7.	2,174 (1995)
8.	2,169 (2000)
9.	2,158 (1993)
10.	2,132 (1989)

RUNS	
1.	613 (1997)
2.	595 (1998)
3.	584 (2010)
4.	558 (2000)
5.	546 (1999)
6.	503 (1994)
7.	480 (1995)
8.	464 (1989)
9.	426 (1993)
10.	412 (1987)

HITS	
1.	828 (1997)
2.	816 (2010)
3.	789 (1998)
4.	769 (1999)
5.	744 (1994)
6.	702 (2000)
7.	687 (2003)
8.	679 (1993)
9.	673 (1995)
10.	659 (1989)

RBI	
1.	577 (1997)
2.	549 (2010)
3.	541 (1998)
4.	507 (2000)
5.	495 (1999)
6.	444 (1994)
7.	435 (1995)
8.	414 (1989)
9.	385 (1993)
10.	381 (1991)

SINGLES	
1.	560 (1997)
2.	548 (1994)
3.	542 (1999)
4.	523 (2010)
5.	518 (1998)
6.	511 (1993)
7.	488 (1989)
8.	480 (2000)
9.	477 (2003)
10.	463 (2002)

DOUBLES	
1.	165 (1997)
	165 (1998)
3.	157 (1999)
4.	152 (1995)
5.	148 (2010)
6.	144 (2000)
7.	139 (2003)
8.	135 (2008)
9.	133 (1994)
10.	128 (2002)

TRIPLES	
1.	26 (1986)
2.	23 (1980)
3.	22 (1985)
4.	21 (2003)
	21 (1994)
6.	20 (1999)
7.	19 (2012)
	19 (1996)
	19 (1998)
10.	18 (2015)
	18 (1997)
	18 (1964)

HOME RUNS	
1.	131 (2010)
2.	103 (2009)
3.	87 (1998)
4.	85 (1997)
5.	72 (1985)
6.	63 (2000)
7.	61 (1983)
8.	60 (1984)
9.	58 (2008)
10.	57 (1978)
	57 (1982)

EXTRA-BASE HITS	
1.	293 (2010)
2.	271 (1998)
3.	268 (1997)
4.	227 (1999)
5.	222 (2000)
6.	219 (1995)
7.	218 (2009)
8.	210 (2003)
9.	208 (2008)
10.	196 (1994)

TOTAL BASES	
1.	1,385 (2010)
2.	1,284 (1997)
3.	1,253 (1998)
4.	1,116 (1999)
5.	1,065 (2000)
6.	1,045 (1994)
7.	1,018 (2003)
8.	1,009 (1995)
9.	983 (2009)
10.	938 (1993)

STOLEN BASES	
1.	116 (1974)
2.	113 (2012)
3.	105 (2007)
4.	101 (1971)
5.	97 (2000)
6.	90 (1978)
7.	84 (2001)
8.	83 (1999)
9.	80 (2014)

BASE ON BALLS	
1.	349 (1989)
2.	346 (1998)
3.	340 (2000)
4.	320 (1995)
5.	308 (1994)
6.	288 (2001)
7.	278 (1997)
8.	277 (1983)
9.	276 (1986)
10.	271 (1991)
	271 (1987)

STRIKEOUTS	
1.	484 (2009)
2.	465 (2010)
3.	416 (2016)
	416 (2005)
	416 (2004)
6.	412 (2015)
7.	409 (2003)
8.	408 (1998)
9.	399 (2011)
	399 (1995)

HIT BY PITCH	
1.	76 (2014)
2.	73 (2010)
3.	70 (1997)
4.	65 (2007)
	65 (2000)
6.	64 (1989)
7.	63 (2009)
8.	62 (2016)
9.	61 (2006)
10.	60 (2011)
	60 (2001)

BATTING AVG.	
1.	.348 (2010)
2.	.341 (1997)
3.	.340 (1998)
4.	.331 (1999)
5.	.325 (1964)
6.	.324 (2000)
7.	.323 (1985)
8.	.320 (1994)
9.	.316 (1982)
10.	.315 (1993)

SLUGGING PCT.	
1.	.591 (2010)
2.	.539 (1998)
3.	.529 (1997)
4.	.516 (2009)
5.	.514 (1985)
6.	.495 (1982)
7.	.491 (2000)
8.	.480 (1999)
9.	.476 (1978)
10.	.475 (2008)

ON-BASE PCT.	
1.	.428 (1998)
2.	.425 (2000)
3.	.423 (2010)
4.	.419 (1997)
5.	.417 (1999)
	.417 (1989)
7.	.410 (1994)
8.	.407 (1995)
9.	.399 (1988)
10.	.397 (1987)
	.397 (1985)

TEAM PITCHING

ERA	
1.	2.09 (1967)
2.	2.19 (1964)
3.	2.19 (1954)
4.	2.32 (1976)
5.	2.48 (1958)
6.	2.49 (1969)
7.	2.50 (1962)
8.	2.54 (1968)
9.	3.13 (1975)
10.	3.13 (1988)

WINS	
1.	50 (1997)
	50 (1995)
3.	46 (1999)
	46 (1998)
5.	44 (1994)
	44 (1989)
7.	43 (2010)
8.	42 (2003)
	42 (1987)
10.	41 (2000)

LOSSES	
1.	34 (2006)
	34 (1983)
3.	33 (2016)
4.	29 (2011)
5.	28 (2014)
	28 (2012)
	28 (2008)
8.	26 (2015)
	26 (2005)
	26 (2002)
	26 (1981)

SAVES	
1.	23 (1995)
2.	21 (2005)
	21 (2003)
4.	18 (2015)
	18 (2013)
	18 (1997)
7.	16 (2010)
8.	15 (2011)
9.	14 (2012)
	14 (2007)
	14 (1994)
	14 (1988)

WINNING PCT.	
1.	.794 (1995)
2.	.773 (1954)
3.	.762 (1967)
4.	.750 (1964)
5.	.746 (1997)
6.	.719 (1998)
7.	.712 (1976)
8.	.709 (1988)
9.	.708 (1999)
10.	.705 (1974)

SHUTOUTS	
1.	9 (1988)
2.	8 (2015)
	8 (1989)
	8 (1976)
4.	7 (1967)
5.	5 (2014)
	5 (1992)
	5 (1990)
	5 (1974)
9.	4 (2016)
	4 (2002)
	4 (2001)
	4 (1998)
	4 (1997)
	4 (1993)
	4 (1980)
	4 (1977)
	4 (1975)

INNINGS PITCHED	
1.	591.2 (1997)
2.	572.1 (2010)
3.	570.0 (1999)
	570.0 (1994)
5.	565.1 (1995)
6.	561.2 (1998)
7.	559.0 (2003)
8.	547.2 (2015)
9.	540.2 (1989)
10.	538.2 (1993)

STRIKEOUTS	
1.	629 (1997)
2.	558 (1993)
3.	554 (1999)
4.	512 (1994)
5.	489 (1996)
6.	484 (2010)
7.	481 (1991)
8.	472 (1998)
9.	465 (2015)
10.	453 (1992)

COMPLETE GAMES	
1.	21 (1967)
2.	19 (1977)
3.	18 (1976)
4.	16 (1975)
5.	13 (1985)
	13 (1981)
7.	11 (1992)
	11 (1989)
	11 (1983)
10.	9 (1993)
	9 (1986)





YEAR-BY-YEAR TEAM HITTING

Year	G	Avg.	Slg. Pct.	OB Pct.	AB	R	H	2B	3B	HR	RBI	SB	SBA	BB	SO	HBP	SAC	SF
1949	19	.277			590	74	134	20	8	4	52	22		12			12	
1950	25	.294			878	150	258	32	8	3	121	64		116			21	
1951	25	.295			916	212	270	40	12	16	163							
1952	26	.256			927	187	237	36	12	8	149	27		167	171			
1953	21	.234			697	114	163	21	9	10	88							
1954	27	.281			740	154	208	32	14	11	150							
1955	25	.288			890	172	256	42	7	9	153							
1956	23	.270			756	165	204	25	12	12	141	54						
1957	26	.294			889	176	261	29	13	10	154	24						
1958	27	.274			951	198	261	42	13	15	174	40						
1959	27	.271			929	155	252	38	8	4	130	44						
1960	23	.268			817	159	219	32	9	12	126	28						
1961	25	.289			863	190	249	37	13	22	176	14		151				
1962	22	.268			758	146	203	32	8	17	142	1		129				
1963	25	.268			822	156	220	36	16	8	130	55						
1964	28	.307			933	174	286	42	19	8	134	56						
1965	20	.280			656	129	184	33	17	10	104	35						
1966	23	.271			790	117	214	27	9	21	107	24						
1967	42	.289			1279	219	369	47	12	32	198	36		146				
1968	34	.291			1091	182	318	44	9	19	150	18						
1969	37	.278			1178	189	328	49	10	8	160	65						
1970																		
1971	39	.303			1225	242	371	67	8	32	223	101						
1972	35	.268			1128	185	302	44	14	18	159	58						
1973	39	.248			1221	185	303	45	15	9	166	78						
1974	44	.274			1332	252	365	58	15	14	201	116		241	186		17	20
1975	45	.261			1378	231	360	77	6	21	210	56		204	263		18	25
1976	52	.283			1506	286	426	66	8	28	251	75		236	246		40	16
1977	46	.284			1395	285	396	71	12	34	251	78		239	300		30	16
1978	54	.293			1707	372	501	109	16	57	298	90		238	324	25	29	24
1979	42	.275			1238	245	341	58	11	33	201	67		216	231	19	40	18
1980	51	.248			1542	237	382	60	23	20	189	69		231	327	23	58	20
1981	53	.273			1691	292	461	80	8	49	248	46		203	278	14	28	13
1982	48	.316			1569	348	496	93	8	57	307	29		222	222	18	23	18
1983	50	.262	.436		1597	315	418	81	7	61	268	33	54	277	314	21	30	
1984	51	.270	.439		1611	313	435	75	10	60	275	49	63	231	312	23	28	12
1985	52	.323	.514		1796	404	580	83	22	72	372	23	33	213	287	21	10	20
1986	55	.291	.431		1821	364	530	75	26	42	322	28	34	276	294	22	17	17
1987	59	.306	.469	.397	1931	412	590	123	15	54	365	59	74	271	304	31	16	15
1988	55	.308	.415	.399	1785	373	549	96	15	27	332	21	33	258	275	31	10	24
1989	64	.309	.433	.413	2132	464	659	116	16	39	414	32	42	349	275	64	24	24
1990	58	.291	.409	.382	1880	372	548	99	14	31	323	21	38	253	246	37	20	23
1991	59	.299	.444	.390	1985	411	593	110	11	52	381	25	41	271	274	39	24	20
1992	55	.281	.352	.370	1812	258	510	70	12	11	225	34	50	238	294	31	28	17
1993	63	.315	.435	.396	2158	426	679	116	13	39	385	59	83	255	348	34	37	18
1994	65	.320	.449	.410	2327	503	744	133	21	42	444	64	85	308	379	48	52	26
1995	63	.310	.464	.407	2174	480	673	152	17	50	435	48	76	320	399	38	55	27
1996	56	.287	.428	.373	1951	374	559	115	19	41	345	67	78	222	330	48	51	16
1997	67	.341	.529	.419	2428	613	828	165	18	85	577	67	82	278	382	70	49	30
1998	64	.340	.539	.428	2324	595	789	165	19	87	541	76	95	346	408	43	26	37
1999	65	.331	.480	.417	2323	546	769	157	20	50	495	83	93	324	368	48	45	40
2000	61	.324	.491	.425	2169	558	702	144	15	63	507	97	118	340	314	65	44	30
2001	58	.291	.417	.393	1981	406	576	118	14	35	365	84	102	288	320	60	43	25
2002	60	.302	.427	.373	2116	399	639	128	7	41	358	56	66	215	356	41	43	25
2003	63	.306	.454	.374	2244	399	687	138	21	50	374	50	67	212	409	43	34	21
2004	56	.279	.398	.358	1935	318	540	105	16	31	291	39	50	218	416	33	39	22
2005	60	.293	.434	.377	2069	356	607	118	17	46	326	76	96	243	416	49	19	25
2006	56	.276	.389	.351	1945	283	536	104	6	35	255	41	55	174	397	61	31	15
2007	56	.295	.411	.382	1978	395	583	104	6	38	350	105	127	234	394	65	37	29
2008	56	.301	.475	.383	1949	387	586	135	15	58	346	74	106	228	386	51	30	30
2009	56	.286	.516	.381	1906	391	546	102	13	103	371	40	55	239	484	63	32	20
2010	64	.348	.591	.423	2344	584	816	148	14	131	549	61	94	261	465	73	58	38
2011	58	.296	.421	.380	2013	335	596	120	7	39	311	44	71	228	399	60	45	24
2012	59	.304	.432	.386	2005	351	610	113	19	35	311	113	151	232	372	52	60	27
2013	56	.275	.385	.359	1848	272	508	101	5	31	246	33	55	214	353	40	35	23
2014	56	.270	.340	.360	1838	235	497	65	9	15	212	80	119	192	298	76	51	19
2015	62	.273	.371	.359	2029	301	553	109	18	18	272	62	100	232	412	57	45	25
2016	56	.294	.416	.384	1976	346	581	102	14	37	310	61	89	241	416	62	9	21



YEAR-BY-YEAR TEAM PITCHING

Year	G	W-L	Pct.	SV	CG	SHO	ERA	IP	H	R	ER	BB	SO	PO	A	F	Pct.	DP
1949	19	9-10	.473				5.48	166.0	156	144	101	79	103	482	177	69	.905	18
1950	25	12-13	.480					217.2	180	104		142	156	524	290	65	.926	-
1951	25	14-11	.560					225.0	204	156		145	170	-	-	-	-	-
1952	26	13-11	.542				4.14	235.0	193	162	108	158	139	698	264	59	.942	-
1953	21	9-12	.429				3.84	173.1	161	120	74	131	132	629	199	66	.926	-
1954	22	17-5	.773				2.19	189.0	148	86	46	94	122	538	212	43	.946	-
1955	25	9-16	.360					215.2	249	191		119	133	641	230	83	.913	-
1956	23	12-11	.522				4.06	170.2	191	123	77	111	118	560	239	53	.938	-
1957	26	16-10	.615				3.24	222.0	228	132	80	106	144	665	288	53	.947	-
1958	27	19-8	.704				2.48	290.0	219	118	80	115	214	-	-	-	-	40
1959	27	15-11	.577				3.21	230.0	232	123	82	108	173	-	-	80	-	22
1960	23	15-8	.652				5.31	207.0	209	148	122	128	158	1265	601	105	.947	37
1961	25	14-11	.560				4.21	220.0	235	150	103	120	129					
1962	22	15-7	.682				2.50	205.0	186		57	108	160					
1963	25	17-8	.680				3.46	213.0	158	98	82	103	189					
1964	28	21-7	.750				2.45	246.1	177	91	67	136	179					
1965	20	13-7	.650				4.66	152.2	140	89	79	91	121					
1966	23	14-9	.609				2.65	180.0	133	77	53	79	132					
1967	42	32-10	.762		21		2.09	374.0	271	145	87	168	312					
1968	34	22-12	.647				2.52	289.0	226	109	81	154	232					
1969	37	20-17	.541				2.49	318.0	270	128	88	155	265					
1970																		
1971	39	23-16	.590				4.65	325.1	323	212	168	161	257					
1972	35	18-17	.514				3.15	303.0	305	174	106	106	186					
1973	39	20-19	.513			3	3.71	329.2	288	184	136	178	188					
1974	44	31-13	.705			5	2.88	362.1	287	154	116	206	171					
1975	45	24-21	.533		16	4	3.13	371.1	306	186	129	174	240					
1976	52	37-15	.712		18	8	2.32	399.1	318	175	103	177	299					
1977	46	28-18	.609		19	4	3.94	367.2	360	227	161	184	262					
1978	54	33-21	.611		6	2	4.13	442.0	413	294	203	257	284					
1979	42	21-21	.500	8	8	2	3.84	339.2	284	195	145	207	257					
1980	51	27-24	.529	9	6		3.84	421.2	412	252	180	256	221					
1981	53	27-26	.509	11	13		4.95	438.0	501	289	241	210	257					
1982	48	27-20	.573	8	5		5.90	386.0	450	312	253	231	226	-	-	89	-	42
1983	50	16-34	.320	2	11	2	6.89	407.2	524	394	312	272	265	1193	456	101	.942	35
1984	51	27-24	.529	6	7	2	6.21	409.0	411	341	282	261	321	1226	517	99	.946	36
1985	52	30-22	.577	7	13	0	5.44	426.2	515	322	258	221	254	1259	522	97	.948	41
1986	55	31-24	.564	10	9	2	5.13	447.1	508	313	255	193	292	1353	572	100	.951	40
1987	59	42-18	.700	11	7	2	4.47	483.0	514	279	240	204	385	1452	567	69	.967	49
1988	55	39-16	.709	14	6	9	3.13	451.1	402	205	157	181	425	1352	545	74	.962	40
1989	64	44-20	.668	13	11	8	3.33	540.2	545	304	235	236	424	1622	626	77	.967	61
1990	58	34-24	.586	8	7	5	5.09	468.1	488	321	265	265	419	1405	566	98	.953	44
1991	59	35-24	.593	7	7	2	4.18	495.2	495	285	230	239	481	1487	641	83	.962	56
1992	55	30-25	.545	13	11	5	3.43	469.0	448	226	179	219	453	1407	546	72	.964	35
1993	63	40-23	.635	11	9	4	3.98	538.2	518	292	238	233	558	1616	625	82	.965	67
1994	65	44-21	.677	14	4	3	3.85	570.0	558	291	244	211	512	1710	705	93	.963	50
1995	63	50-13	.794	23	7	2	3.53	565.1	541	276	222	171	448	1696	725	94	.963	61
1996	56	32-24	.571	8	0	3	4.74	497.0	488	318	262	235	489	1491	584	104	.952	39
1997	67	50-17	.746	18	4	4	4.30	591.2	568	354	283	246	629	1775	685	109	.958	66
1998	64	46-18	.719	8	3	4	4.74	561.2	603	342	296	202	472	1685	672	93	.962	69
1999	65	46-19	.708	11	4	3	4.94	570.0	634	380	313	206	554	1710	548	103	.956	44
2000	61	41-20	.672	8	4	1	5.31	536.0	611	381	316	227	394	1608	582	101	.956	42
2001	57	37-21	.638	11	2	4	4.05	509.1	538	284	229	177	292	1528	627	90	.960	53
2002	60	34-26	.600	9	5	4	4.85	525.1	564	324	283	165	361	1576	627	68	.970	59
2003	63	42-21	.667	21	2	3	4.22	559.0	564	305	262	173	446	1677	652	77	.968	54
2004	56	32-24	.571	11	1	3	4.81	498.0	510	320	266	203	411	1494	574	81	.962	32
2005	60	34-26	.567	21	1	2	3.89	535.0	547	291	231	169	389	1605	679	83	.965	46
2006	56	22-34	.393	9	0	1	5.15	494.2	562	354	283	214	375	1484	557	90	.958	43
2007	56	31-25	.554	14	1	3	4.59	506.0	550	325	258	208	392	1518	606	91	.959	46
2008	56	28-28	.500	13	2	2	4.86	494.1	550	316	267	167	394	1483	556	64	.970	44
2009	56	31-25	.554	12	0	0	6.12	497.1	648	387	338	228	411	1492	526	65	.969	55
2010	64	43-21	.672	16	3	2	5.00	572.1	636	386	318	220	484	1717	616	93	.962	46
2011	58	29-29	.500	15	2	3	5.09	518.0	599	341	293	226	412	1554	572	71	.968	43
2012	59	31-28	.525	14	0	3	3.92	521.1	513	276	227	184	322	1564	661	84	.964	52
2013	56	33-23	.589	18	2	2	3.40	492.2	458	242	186	189	318	1478	616	66	.969	50
2014	56	28-28	.500	8	4	5	3.34	501.2	482	228	186	167	333	1503	592	65	.970	51
2015	62	36-26	.581	18	3	8	3.42	547.2	517	254	208	212	465	1643	610	61	.974	46
2016	56	23-33	.411	5	2	4	4.57	496.1	525	304	252	196	397	1489	581	85	.961	46



STREAKS AND SWEEPS

BEST OVERALL RECORD AFTER

Games	Record	Year
1	1-0	51 times
2	2-0	33 times
3	3-0	24 times
4	4-0	17 times
5	5-0	13 times
6	6-0	10 times
7	7-0	7 times
8	8-0	5 times
9	9-0	5 times
10	10-0	3 times
11	11-0	3 times
12	12-0	1997/2001
13	13-0	1997/2001
14	14-0	1997
15	15-0	1997
16	16-0	1997
17	17-0	1997
18	17-1	1997
19	18-1	1997
20	19-1	1997
21	20-1	1997
22	20-2	1997/1999
23	21-2	1997/1999
24	22-2	1997
25	23-2	1997
26	24-2	1997
27	25-2	1997
28	26-2	1997
29	27-2	1997
30	27-3	1997/1999
31	28-3	1997
32	29-3	1997
33	29-4	1995/1997
34	30-4	1995/1997
35	31-4	1995/1997
36	32-4	1995/1997
37	33-4	1995/1997
38	34-4	1995/1997
39	35-4	1995
40	36-4	1995
41	37-4	1995
42	37-5	1995
43	38-5	1995
44	39-5	1995
45	40-5	1995
46	40-6	1995
47	41-6	1995
48	42-6	1995
49	43-6	1995
50	44-6	1995
51	44-7	1995
52	45-7	1995
53	45-8	1995
54	46-8	1995
55	46-9	1995
56	46-10	1995
57	47-10	1995
58	47-11	1995
59	48-11	1995
60	49-11	1995
61	49-12	1995
62	50-12	1995
63	50-13	1995
64	49-15	1997
65	49-16	1997
66	50-16	1997
67	50-17	1997

BEST SEC RECORD AFTER

Games	Record	Year
1	1-0	12 times
2	2-0	8 times
3	3-0	4 times
4	3-1	11 times
5	4-1	6 times
6	5-1	4 times
7	6-1	1995/1999
8	7-1	1995/1999
9	8-1	1995
10	9-1	1995
11	10-1	1995
12	11-1	1995
13	12-1	1995
14	12-2	1995
15	13-2	1995
16	13-3	1995
17	14-3	1995
18	15-3	1995
19	16-3	1995
20	16-4	1995
21	17-4	1995
22	17-5	1995
23	18-5	1995
24	18-6	1995
25	18-7	1995
26	19-7	1995
27	19-8	1995
28	18-10	2010
29	19-10	2010
30	20-10	2010

WINNING STREAKS

ALL GAMES		
1	17	1997
2	16	1976
3	15	1967
4	14	1995
	14	1995
6	13	2001
	13	1998
	13	1978
	13	1999
10	11	2009
	11	1954

SEC GAMES		
1	10	1987
2	9	1985
	9	1958
4	8	1988
	8	1967
	8	1963
7	7	four times, most recently 1975-76

PLAINSMAN PARK		
1	21	1964-66
2	17	1996-97
3	14	1998
	14	1979
5	13	1986-87
	13	1985
	13	1974
8	12	2001
	12	1999-00

PLAINSMAN PARK-SEC

1	13	1962-63
2	12	1978-79
	12	1964-66
4	10	2001
5	8	1982
	8	1980
7	7	four times, most recently 1987

ROAD GAMES		
1	14	1995
	14	1967
3	10	1999
4	8	1976
	8	1964
	8	1959
7	7	1998
	7	1988
	7	1987
10	6	1974, 1964

SEC ROAD GAMES

1	9	1994-95
2	7	1964
3	6	1998
	6	1976
	6	1967-68
6	5	seven times, most recently 2011

LOSING STREAKS

ALL GAMES		
1	10	2006
2	9	2001
	9	1983
	9	1973-74
5	8	1955
6	6	4 times: 2007, 1986 (2x), 1982

SEC GAMES		
1	18	2006-07
2	9	2009
	9	2001
4	8	1981-82
	8	1949-50
6	7	2013
	7	1991
	7	1982-83
9	6	6 times: 2016, 2011, 2007, 1992, 1983, 1979

PLAINSMAN PARK

1	6	2008
	6	2006
3	5	2007
	5	2005
	5	1983
	5	1973-74
	5	1949-50
8	4	11 times, most recently 2013

PLAINSMAN PARK-SEC

1	8	2014
2	6	2006
3	5	2009
	5	2007
	5	1983
	5	1949-50

ROAD GAMES		
1	15	1978-79
2	12	1982-83
3	11	1981-82
4	9	2006
	9	1979-80
6	8	2016
	8	2002

8	7	2011
	7	1999
	7	1986
	7	1981
	7	1955

SEC ROAD GAMES

1	13	1981-1982
2	9	1984-1985
	9	1979
4	8	1982-1983
5	7	2016
	7	2000-2001
	7	1999
8	6	six times, last in 2009

SEC SWEEPS

AUBURN HOME SWEEP VS.

Alabama	April 20-22, 2001
Arkansas	April 13-15, 2001
Florida	April 11-12, 1987
Georgia	April 23-25, 2015
Kentucky	April 12-14, 1986
LSU	April 10-11, 1982
Ole Miss	March 12-13, 1988
Miss. State	May 7-9, 2010
Missouri	Never
S. Carolina	April 4-5, 1992
Tennessee	April 27-29, 2012
Texas A&M	Never
Vanderbilt	May 3-5, 2002

AUBURN ROAD SWEEP VS.

Alabama	March 8-9, 1976
Arkansas	March 17-19, 2000
Florida	Never
Georgia	March 19-21, 2010
Kentucky	April 8-10, 2011
LSU	May 7-8, 1988
Ole Miss	May 20-22, 2010
Miss. State	March 21-22, 1987
Missouri	Never
S. Carolina	Never
Tennessee	April 14-16, 2000
Texas A&M	Never
Vanderbilt	March 19-21, 1999

AUBURN SWEPT AT HOME

Alabama	May 8-10, 2015
Arkansas	March 20-22, 2009
Florida	March 23-25, 2007
Georgia	May 12-14, 2006
Kentucky	March 28-29, 1992
LSU	May 15-17, 2014
Ole Miss	May 1-3, 2009
Miss. State	May 13-15, 2016
Missouri	Never
S. Carolina	April 20-22, 2012
Tennessee	Not after 1950
Texas A&M	Never
Vanderbilt	March 15-17, 2013

AUBURN SWEPT ON ROAD

Alabama	April 6-8, 2012
Arkansas	March 25-27, 2016
Florida	March 14-16, 2008
Georgia	May 4-6, 2012
Kentucky	April 19-20, 1968
LSU	March 24-26, 2013
Ole Miss	April 22-24, 2016
Miss. State	March 25-27, 2011
Missouri	Never
S. Carolina	April 29-May 1, 2011
Tennessee	Not after 1950
Texas A&M	March 13-15, 2015
Vanderbilt	May 19-21, 2016



YEAR-BY-YEAR LEADERS

AT BATS

Table with columns Year, Player, AB. Lists at-bats for players from 1949 to 2016.

RUNS

Table with columns Year, Player, R. Lists runs scored by players from 1949 to 1953.

Table with columns Year, Player, H. Lists hits by players from 1954 to 2016.

HITS

Table with columns Year, Player, H. Lists hits by players from 1949 to 1960.

Table with columns Year, Player, AVG. Lists batting averages for players from 1961 to 2016.

BATTING AVERAGE

Table with columns Year, Player, AVG. Lists batting averages for players from 1949 to 1960.

Table with columns Year, Player, HR. Lists home runs by players from 1970 to 2016.

HOME RUNS

Table with columns Year, Player, HR. Lists home runs by players from 1949 to 1950.





YEAR-BY-YEAR LEADERS

1969	Frank Baldasare.....	2
	Ken Dempsey.....	2
1970	NA	
1971	Jack Baker.....	8
	Ken Dempsey.....	8
1972	Joe Haefner.....	8
1973	Vic Sharek.....	3
1974	Steve Rea.....	6
1975	Steve Rea.....	7
1976	Richie Howard.....	10
1977	Pat Keedy.....	8
1978	Pat Keedy.....	11
	Steve Montgomery.....	11
1979	Dom Fucci.....	7
1980	Steve Renfroe.....	7
1981	John Metasavage.....	8
	Johnny Tuff.....	8
1982	Doug Gilcrease.....	*17
1983	DeWayne Friend.....	11
1984	Mark Sayers.....	12
1985	Tim Lemons.....	18
1986	Paul Foster.....	10
1987	Frank Thomas.....	*21
1988	Frank Thomas.....	9
1989	Frank Thomas.....	19
1990	Tim Edge.....	9
1991	Brad Parker.....	13
1992	Brannen Veal.....	3
1993	Mark Bellhorn.....	8
	Cliff Shanks.....	8
1994	Kevin Chabot.....	12
1995	Mark Bellhorn.....	12
	Kevin Chabot.....	12
1996	Josh Etheredge.....	16
1997	Josh Etheredge.....	20
1998	Josh Etheredge.....	21
1999	Casey Dunn.....	16
2000	Todd Faulkner.....	22
2001	Gabe Gross.....	15
2002	Bobby Huddleston.....	11
2003	Bobby Huddleston.....	13
2004	Josh Bell.....	10
2005	Karl Amonite.....	11
	Josh Bell.....	11
2006	Josh Donaldson.....	10
2007	Mike Bianucci.....	14
2008	Mike Bianucci.....	13
2009	Joseph Sanders.....	19
2010	Hunter Morris.....	*23
2011	Casey McElroy.....	9
2012	Zach Alvord.....	6
2013	Garrett Cooper.....	7
	Damek Tomscha.....	7
2014	Damek Tomscha.....	5
2015	Cody Nulph.....	3
	Jordan Ebert.....	3
	Daniel Robert.....	3
2016	Anfernee Grier.....	12

RUNS BATTED IN

Year	Player	RBI
1949	Jack Rucker.....	9
1950	Dan Gilmore.....	16
1951	Jake Jones.....	23
1952	Bill McMurry.....	22
1953	Jimmy Powell.....	14
1954	Jim Pyburn.....	29
1955	Doug Dickey.....	23
1956	Billy Ray Roberson.....	23
1957	Rex Frederick.....	26
1958	Jack Crouch.....	30
1959	Gerald George.....	21
1960	Bill Breakfield.....	21
	Benny Catchings.....	21
1961	Larry Nichols.....	39
1962	Wayne Fowler.....	*32
	Larry Nichols.....	*32
1963	Larry Dempsey.....	23
1964	Jimmy Barfield.....	24
1965	Frank Fryer.....	22
1966	Frank Fryer.....	18
	Ralph Wells.....	18
1967	Scotty Long.....	45
1968	Frank Baldasare.....	25
1969	Dennis Womack.....	22

1970	NA	
1971	Jack Baker.....	35
1972	Joe Haefner.....	35
1973	Vic Sharek.....	38
1974	David Duffner.....	28
	Steve Rea.....	28
	Vic Sharek.....	28
1975	Mickey Miller.....	31
1976	Richie Howard.....	52
1977	Steve Renfroe.....	36
1978	Dom Fucci.....	44
	Steve Montgomery.....	44
1979	Pat Keedy.....	41
1980	Steve Renfroe.....	34
1981	John Metasavage.....	36
1982	Bob Berry.....	57
1983	DeWayne Friend.....	47
1984	DeWayne Friend.....	43
1985	Paul Foster.....	74
1986	Mark Sayers.....	53
1987	Frank Thomas.....	68
1988	Frank Thomas.....	54
1989	Frank Thomas.....	83
1990	Tim Edge.....	48
1991	Brannen Veal.....	67
1992	Brannen Veal.....	35
1993	Brian Alyea.....	47
1994	Brandon Moore.....	66
1995	Kevin Chabot.....	66
1996	Josh Etheredge.....	78
1997	Tim Hudson.....	95
1998	Josh Etheredge.....	90
1999	Casey Dunn.....	*86
2000	Todd Faulkner.....	103
2001	Gabe Gross.....	67
2002	Trent Pratt.....	54
2003	Bobby Huddleston.....	64
2004	Josh Bell.....	46
2005	Karl Amonite.....	59
	Josh Bell.....	59
2006	Andy Bennett.....	48
2007	Josh Donaldson.....	54
2008	Joseph Sanders.....	52
2009	Joseph Sanders.....	55
2010	Hunter Morris.....	*76
2011	Casey McElroy.....	53
2012	Creede Simpson.....	40
2013	Garrett Cooper.....	37
	Ryan Tella.....	37
2014	Blake Austin.....	31
2015	Daniel Robert.....	38
2016	Niko Buentello.....	55

STOLEN BASES

Year	Player	SB
1949	Erik Russell.....	7
1950	Charlie Gilbert.....	17
1951	NA	
1952	Bobby Jordan.....	9
1953	NA	
1954	NA	
1955	NA	
1956	Billy Ray Roberson.....	20
1957	Billy Ray Roberson.....	8
1958	Pat Duke.....	7
1959	Jim Douglas.....	8
1960	Larry Nichols.....	10
1961	Larry Nichols.....	4
1962	Wayne Fowler.....	1
1963	Jim Bachus.....	13
1964	Dink Haire.....	17
1965	Dink Haire.....	11
1966	Frank Fryer.....	5
	Ralph Wells.....	5
1967	George Simmons.....	6
1968	Rick Countryman.....	4
1969	Frank Baldasare.....	17
1970	NA	
1971	Bill Cameron.....	15
1972	Bill Cameron.....	17
1973	Mark Hatchett.....	21
1974	Curt Cope.....	26
1975	Curt Cope.....	15
1976	Curt Cope.....	21
1977	Dom Fucci.....	21

1978	Dom Fucci.....	*28
1979	Robert Sorrell.....	15
1980	Johnny Tuff.....	16
1981	Robert Sorrell.....	15
1982	Bob Berry.....	7
1983	Russell Smith.....	6
1984	Rack Wilson.....	12
1985	Bo Jackson.....	9
1986	Trey Gainous.....	13
1987	Rack Wilson.....	26
1988	Steve Burroughs.....	4
	Clark Preble.....	4
	Frank Thomas.....	4
1989	Chris Hart.....	9
1990	Andy Albrecht.....	6
1991	Chris Christopher.....	7
1992	Chris Christopher.....	17
1993	Chris Christopher.....	19
1994	Mark Bellhorn.....	12
	Shawn McNally.....	12
1995	Mark Bellhorn.....	11
	Ken Key.....	*15
1996	Rob Macrory.....	24
1997	Rob Macrory.....	26
1998	Scott Pratt.....	33
1999	Mailon Kent.....	40
2000	Mailon Kent.....	27
2001	Javon Moran.....	24
2002	Jonathan Schuerholz.....	19
2003	Javon Moran.....	26
2004	Clete Thomas.....	24
2005	Tyler Johnstone.....	24
2006	Tyler Johnstone.....	15
2007	Bruce Edwards.....	28
2008	Trent Mummy.....	18
2009	Trent Mummy.....	17
2010	Justin Fradejas.....	14
2011	Creede Simpson.....	8
2012	Jay Gonzalez.....	*30
2013	Ryan Tella.....	14
2014	Dan Glevenyak.....	14
2015	Melvin Gray.....	18
2016	Anfernee Grier.....	19

WINS

Year	Player	W-L
1949	Bill Letchworth.....	4-1
1950	George Hill.....	4-3
1951	Bill Letchworth.....	6-6
1952	Buck Bradberry.....	5-5
1953	Paul Susce.....	4-3
1954	Paul Susce.....	7-1
1955	Wynton Overstreet.....	3-4
	Herbie Pearce.....	3-2
1956	Paul Susce.....	7-3
1957	Henry Dumas.....	4-2
	Fred McDuffy.....	4-3
	Wynton Overstreet.....	4-2
1958	Alan Koch.....	7-2
	Red Roberts.....	7-1
1959	Lloyd Nix.....	6-0
1960	Alan Koch.....	7-2
1961	Jim Boyd.....	5-1
1962	Jim Boyd.....	5-3
	Joe Overton.....	5-1
1963	Joe Overton.....	*9-2
1964	Jimmy Crysel.....	*9-1
1965	Montie Sharpe.....	7-2
1966	Q.V. Lowe.....	8-2
1967	Q.V. Lowe.....	*15-1
1968	Tommy Smith.....	7-4
1969	Rick Eisenacher.....	7-3
1970	Rick Eisenacher.....	8-
1971	Earl Nance.....	6-2
	Jack Van Yperen.....	6-4
1972	Bill Lawrence.....	5-3
	Jack Van Yperen.....	5-7
1973	Bill Lawrence.....	6-4
1974	Terry Leach.....	9-0
	Davis May.....	9-3
1975	Joe Beckwith.....	7-3
1976	Robert Hudson.....	10-5
1977	Joe Beckwith.....	9-5
	Robert Hudson.....	9-4
1978	Lynn Humphries.....	7-3

1979	Scott Roney.....	7-6
	Lynn Humphries.....	5-5
1980	Mark Shiflett.....	5-6
	Mark Shiflett.....	9-5
1981	Phil Deriso.....	7-7
	Mark Shiflett.....	7-3
1982	Ward Yerby.....	5-5
1983	Scott Tilley.....	4-6
1984	Tim McLain.....	6-2
1985	David Adams.....	6-6
	Charlie Smith.....	6-2
1986	Mark Chapman.....	7-6
	Gregg Olson.....	7-3
1987	Mark Chapman.....	11-4
	Gregg Olson.....	11-1
1988	Scott Renner.....	9-4
1989	Tommy Youngblood.....	14-3
1990	Mike Ferry.....	8-10
	Jason Harkins.....	8-5
1991	John Powell.....	10-4
1992	Mark Fuller.....	9-3
1993	John Powell.....	*15-5
1994	Kevin Humphreys.....	13-4
1995	Ryan Halla.....	*16-3
1996	Bryan Hebson.....	7-6
1997	Tim Hudson.....	*15-2
1998	Hayden Gliemmo.....	*13-3
1999	Hayden Gliemmo.....	*13-7
	Brent Schoening.....	*13-1
2000	Chris Bootcheck.....	9-2
	Colter Bean.....	9-5
2001	Levale Speigner.....	8-3
2002	Colby Paxton.....	8-6
2003	Levale Speigner.....	10-0
2004	Steven Register.....	7-0
2005	Arnold Hughey.....	8-4
2006	Evan Crawford.....	5-8
2007	Paul Burnside.....	7-1
2008	Grant Dayton.....	7-2
2009	Bradley Hendrix.....	7-3
2010	Grant Dayton.....	8-3
2011	Derek Varnadore.....	6-3
2012	Jon Luke Jacobs.....	5-4
	Trey Cochran-Gill.....	5-2
2013	Michael O'Neal.....	8-4
2014	Dillon Ortmann.....	9-5
2015	Cole Lipscomb.....	8-2
2016	Andrew Mitchell.....	4-4
	Ben Braymer.....	4-4

ERA

Year	Player	ERA
1949	Bill Letchworth.....	3.45
1950	Ernie Snow.....	3.24
1951	Bill Letchworth.....	3.60
1952	Buck Bradberry.....	2.71
1953	Tom McClendon.....	1.48
1954	Paul Susce.....	0.99
1955	Herbie Pearce.....	6.17
1956	Paul Susce.....	2.44
1957	Fred McDuffy.....	2.08
1958	Red Roberts.....	1.56
1959	Bob Baker.....	2.70
1960	Alan Koch.....	3.00
1961	Jim Boyd.....	3.55
1962	Larry Dempsey.....	1.80
1963	Joe Overton.....	*1.60
1964	Montie Sharpe.....	2.16
1965	Montie Sharpe.....	*2.49
1966	Q.V. Lowe.....	1.69
1967	Jim Blausler.....	1.56
1968	George Simmons.....	*1.26
1969	Beal Lazenby.....	1.43
1970	Rick Eisenacher.....	2.16
1971	Rick Eisenacher.....	3.47
1972	Jack Van Yperen.....	1.97
1973	Bill Lawrence.....	3.03
1974	Terry Leach.....	*1.30
1975	Joe Beckwith.....	1.97
1976	Robert Hudson.....	1.74
1977	Joe Beckwith.....	1.69
1978	Scott Roney.....	2.56
1979	Dana Becton.....	3.19
1980	Phil Constan.....	1.84
1981	Phil Deriso.....	3.79



YEAR-BY-YEAR LEADERS

Table with columns for Year, Player, and Strikeouts. Lists leaders from 1982 to 2016.

STRIKEOUTS

Table with columns for Year, Player, and Strikeouts. Lists leaders from 1949 to 1994.

Table with columns for Year, Player, and Innings Pitched. Lists leaders from 1995 to 2016.

INNINGS PITCHED

Table with columns for Year, Player, and Innings Pitched. Lists leaders from 1949 to 2004.

Table with columns for Year, Player, and Saves. Lists leaders from 2005 to 2016.

SAVES

Table with columns for Year, Player, and Saves. Lists leaders from 1978 to 2016.

* SEC Leader

Table with columns for Year and Player. Lists Auburn Triple Crown winners from 1962 to 2013.

AUBURN PITCHING TRIPLE CROWN WINNERS

Table with columns for Year and Player. Lists Auburn Pitching Triple Crown winners from 1951 to 2011.





TEAM AND INDIVIDUAL SUPERLATIVES

AUBURN'S SEC/NCAA LEADERS

SEC BATTING			SEC PITCHING		
AVERAGE			WINS		
1971	Joey Martin	.417	1963	Joe Overton	8
1985	Paul Foster	.433	1964	Jimmy Crysel	9
1988	Frank Thomas	.385	1967	Q.V. Lowe	15
1989	Frank Thomas	.403	1993	John Powell	15
1990	Tim Edge	.387	1995	Ryan Halla	16
2000	Gabe Gross	.430	1997	Tim Hudson	15
			1998	Hayden Gliemmo	13
			1999	Hayden Gliemmo	13
				Brent Schoening	13
HITS			EARNED RUN AVERAGE		
1968	Frank Baldasare	45	1963	Joe Overton	1.26
1994	Jay Waggoner	119	1965	Mike Sharpe	1.79
			1968	George Simmons	1.25
			1974	Terry Leach	1.30
			1987	Gregg Olson	1.27
			1988	Gregg Olson	2.00
			2005	John Madden	1.77
RUNS			STRIKEOUTS		
1964	Otis Bibb	30	1967	Q.V. Lowe	123
1978	Dom Fucci	58	1968	Tony Smith	81
			1993	John Powell	191
			1997	Tim Hudson	165
HOME RUNS			SAVES		
1967	Scotty Long	11	1995	Finley Woodard	19
1982	Doug Gilcrease	17	2003	Steven Register	16
1987	Frank Thomas	*21	2005	Michael Nix	13
2010	Hunter Morris	23			
			* - Tied for SEC lead		
TRIPLES			INDIVIDUAL NCAA LEADERS		
1964	Jimmy Barfield	6	TRIPLES PER GAME		
1965	Frank Fryer	5	1965	Frank Fryer	0.26
1973	Mark Hatchett	5	TOTAL BASES		
1980	Johnny Tutt	*5	2010	Hunter Morris	202
1984	Rock Wilson	*7	EARNED RUN AVERAGE		
1986	Trey Gainous	10	1987	Gregg Olson	1.26
1987	Rock Wilson	7	STRIKEOUT RATIO (k/9 inn.)		
1998	Scott Pratt	8	1965	Frank Fryer	0.26
2005	Clete Thomas	6	VICTORIES		
			1997	Tim Hudson	15
DOUBLES			SAVES		
1961	Ben Catchings	*6	2003	Steven Register	16
1962	Larry Nichols	11	TEAM NCAA LEADERS		
1964	Jimmy Barfield	9	HOME RUNS		
1971	Ken Dempsey	*12	2010		131
1987	Tony Haney	25	HOME RUNS PER GAME		
2005	Karl Amonite	25	2010		2.05
RUNS BATTED IN			SLUGGING PERCENTAGE		
1962	Larry Nichols	32	2010		.591
1999	Casey Dunn	86			
2010	Hunter Morris	76			
STOLEN BASES					
1978	Dom Fucci	28			
2012	Jay Gonzalez	30			

NO-HITTERS & PERFECT GAMES

MARCH 19, 2002

Score Auburn 9, UAB 2
 Feat Combined No-hitter
 Individuals Mike Mueller [2.0], Lee Carter [1.0], Brandon Channell [1.0], Reid Price [1.0], Andrew Skinner [1.0], Arnold Hughey [1.0], Ken Clayton [1.0], Cory Dueitt [0.2], Sean Jones [0.1]
 Notes: NCAA Division I record nine pitchers combined to no-hit UAB ... Six base runners on the evening ... One hit batter in the second inning along with two walks and three Auburn errors in the ninth inning ... Only four balls hit out of the infield.

MARCH 2, 2002

Score Auburn 9, Murray State 0
 Feat Perfect Game
 Individual Eric Brandon [9.0]
 Notes Retires all 27 batters faced, while striking out a career-high 12 batters ... First Auburn pitcher and first Southeastern Conference pitcher since 1963 (39 years) to toss a nine-inning perfect game ... Threw 94 pitches, including 69 for strikes ... Brandon's parents both hail from Murray, Ky., and graduated from Murray State.

APRIL 30, 1991

Score Auburn 14, LaGrange 0 [7 inn.]
 Feat Perfect Game
 Individual Jason Johnson [7.0]

MARCH 11, 1979

Score Auburn 10, Clemson 1
 Feat Combined No-Hitter
 Individuals Dan Becton [6.0], Phil Deriso [3.0]

FEBRUARY 26, 1976

Score Auburn 5, Houston 0 [7 inn.]
 Feat No-hitter
 Individual Joe Beckwith [7.0]
 Notes No-hitter came in the season opener.

APRIL 4, 1948

Score Auburn 6, Tennessee 0
 Feat No-hitter

APRIL 2, 1937

Score Auburn 17, Troy 2
 Feat No-hitter

APRIL 18, 1936

Score Auburn 3, Georgia 0
 Feat No-hitter
 Notes First known no-hitter in Auburn history.



HOME RUN RECORDS

GRAND SLAMS (since 1979)

Date	Player	Opponent	Pitcher (R/L)	Inn.
4/1/79	Pat Keedy	Alabama	Ben Flagler	7th
1979	Tim Rowell	Fairfield	Joe Cizynski	1st
4/10/82	John Metasavage	LSU	Bill Donathon	2nd
4/14/82	Magentale	at Columbus College	Givens	1st
5/11/982	Bob Berry	at Georgia State	Tracy Dean	5th
4/6/85	Tim Lemmons	at Alabama	Greg Hibbard (L)	7th
4/7/85	Tim Lemmons	at Alabama	Mike Sodder (L)	3rd
5/2/85	Paul Foster	Alabama (Dothan)	Jeff Oyster (R)	5th
3/1086	Paul Foster	RICHMOND	Jim Merritt (R)	7th
3/12/86	Mark Sayers	at UAB	Chris Murdock (R)	6th
3/29/86	Mark Sayers	at Vanderbilt [Gm 1]	John Parke (R)	2nd
5/1/86	Tony Haney	Alabama (Dothan)	Todd Poelstra (L)	6th
2/25/87	Frank Thomas	at UAB	Chris Murdock (R)	6th
3/8/87	Frank Thomas	at Samford	Rex Tuckler (L)	3rd
5/2/87	T. Youngblood	at Tennessee	Ron Morton (R)	9th
3/6/88	Jeff Livesey	at Vanderbilt	Mike McLochlin (R)	9th
3/20/88	Jeff Livesey	at Georgia	Phil Willis (R)	5th
3/31/88	Jeff Livesey	RIDER	Kenny Kremer (L)	8th
5/20/89	Joe Siwa	W. CAROLINA	Paul Menhart (R)	3rd
4/1/90	Mickey Tomey	at LSU	Jason Wall (L)	7th
2/8/91	Andrew Albrecht	W. CAROLINA	Jeff Graham (R)	2nd
3/4/91	Jeff Leatherman	APPALACHIAN ST.	Gary Davis (R)	8th
4/12/92	Chris Holland (ITP)	at Arkansas	Brent Birch (L)	3rd
3/5/93	Mark Bellhorn	TAMPA	Keith LeBrecque (R)	6th
3/5/94	Kevin Chabot	JACKSONVILLE ST.	Tony Shaver (R)	1st
4/11/94	Ken Key	ETSU	Todd Anderson (R)	3rd
3/17/95	Mark Bellhorn	E. MICHIGAN	Tim Tessmar (L)	8th
3/19/95	Kevin Chabot	E. MICHIGAN	Mark Rutherford (R)	3rd
2/17/96	Josh Etheredge	VMI [Gm. 1]	Danny Hughes (R)	3rd
3/5/96	Josh Etheredge	UNC-G'BORO	Jonathan Jackson (R)	5th
4/26/96	Josh Etheredge	at Ole Miss	Charles Barbour (R)	7th
3/4/97	Josh Etheredge	Samford (Vestavia)	Glen Criswell (R)	6th
3/21/97	Adam Sullivan	GEORGIA	Chris Hall (R)	7th
3/2397	Josh Etheredge	GEORGIA	Dough Bridges (L)	1st
3/25/97	Casey Dunn	at UAB	Scott Beyer (R)	5th
5/9/97	Tim Hudson	OLE MISS	Dan DeYoung (R)	9th
2/1098	Jamie Kersh	WINTHROP	Aaron Sundsma (R)	9th
3/22/98	Josh Etheredge	at Georgia	Matt Hanson (R)	6th
5/9/98	Casey Dunn	at Alabama	Matt Bernard (R)	9th
2/11/00	Mailon Kent	FURMAN	Mike Dugan (L)	7th
3/12/00	Todd Faulkner	SOUTH CAROLINA	Jamie Paston (R)	8th
3/19/00	Jonathan Schuerholz	at Arkansas	Mitch Tisher (R)	7th
4/2/00	Brett Burnham	LSU	Heath McMurray (R)	5th
4/29/00	Mailon Kent	at Florida	Eddie Rojas (L)	6th
5/6/00	Jonathan Schuerholz	at Alabama	Brice Heath (R)	8th
5/27/00	Mailon Kent	vs. Stetson	Charles Aulet (R)	4th
2/10/01	Gabe Gross	CAMPBELL [Gm. 1]	Rob Finch (R)	3rd
5/11/01	Gabe Gross	at LSU	Billy Brian (R)	6th
5/31/02	Sean Gamble	vs. Florida Atlantic	Travis NeSmith (R)	2nd
3/22/03	Karl Amonite	at Kentucky	Galvin (R)	7th
4/13/03	Josh Bell	at Mississippi State	Ramsey (R)	5th
5/31/03	Scott Schade	CLEMSON	Walker (R)	8th
4/23/05	Jeff Boutwell (ITP)	FLORIDA	Alan Horne (R)	1st
2/26/06	Mike Bianucci	ELON	Justin Bors (R)	4th
4/15/06	Jeff Boutwell	MISSISSIPPI STATE	Josh Johnson (R)	4th
2/11/07	Eric Skinner	at South Alabama	Nabors (R)	1st
4/6/07	Robert Brooks	at LSU	Furbush (L)	3rd
5/17/07	Joseph Sanders	at Kentucky	Rusin (L)	4th
3/25/08	Joseph Sanders	SAMFORD	Vanfleteren (R)	4th
3/18/09	Trent Mummy	CHAS. SOUTHERN	Deighan (R)	8th
3/24/09	Joseph Sanders	at Samford	Vanderheiden (R)	6th
4/28/09	Ben Jones	TROY	Mathers (L)	5th
3/21/10	Hunter Morris	at Georgia	Tanner (R)	6th
4/9/10	Trent Mummy	LSU	Bradshaw (R)	8th
5/15/10	Trent Mummy	TENNESSEE	Blount (R)	3rd
2/22/11	Tony Caldwell	JACKSONVILLE STATE	Watts (L)	1st
3/19/11	Kevin Patterson	ARKANSAS	Moore (R)	4th
5/20/11	Tony Caldwell	at Tennessee	Saberhagen (L)	9th
3/17/12	Zach Alvord	at Ole Miss	Ellis (R)	8th
5/8/12	Zach Alvord	Presbyterian	White (L)	6th

ITP - Inside-the-park HR

LEADOFF HOME RUNS (since 1979)

Date	Player	Opponent
4/27/81	Barry Panter	Montevallo
3/20/82	Neal Mitchell	Mississippi St.
4/15/82	Neal Mitchell	Columbus College
3/30/84	Rock Wilson	Troy State
2/22/86	Bo Jackson	Clemson
3/14/87	Rock Wilson	Georgia
4/25/87	Rock Wilson	Alabama
4/26/89	Chris Hart	UAB
4/30/89	Chris Hart	Tennessee
5/14/89	Chris Hart	Georgia
2/11/90	Chris Hart	Western Carolina
2/10/91	Mike Killimett	Western Carolina
3/31/96	Adam Sullivan	Kentucky
4/23/96	Adam Sullivan	Marshall
4/22/97	Adam Sullivan	Marshall
2/16/00	Mailon Kent	UAB
3/17/02	Javon Moran	Kentucky
3/4/08	Luke Greinke	Davidson
3/18/08	Trent Mummy	at Troy
4/13/08	Trent Mummy	South Carolina
3/6/09	Trent Mummy	Brown
3/7/09 [G2]	Trent Mummy	Brown
3/11/09	Trent Mummy	Western Kentucky
3/18/09	Trent Mummy	Charleston Southern
5/17/14	Anfernee Grier	LSU
4/19/16	Anfernee Grier	Alabama St.

WALK-OFF HOME RUNS (since 1979)

Date	Player	Opponent
3/8/80 [13th]	Doug Gilcrease	Mississippi St.
3/9/80 [11th]	Steve Renfroe	Mississippi St.
4/26/80	Steve Renfroe	Ole Miss
5/3/80	Rodney Rushing	Alabama
3/18/82	Rodney Dallar (10th)	Austin Peay
5/4/82	Bob Berry	Troy State
4/5/83 [11th]	DeWayne Friend	Jacksonville St.
4/12/85 [G2]	Bo Jackson	Mississippi St.
3/13/85	Tim Lemons	Virginia
2/18/87 [11th]	Tony Haney	Huntington
5/24/97	David Ross	at Florida State
2/10/98	Jamie Kersh	Winthrop
2/7/03	Sean Gamble	VCU
2/20/04	Josh Bell (10th)	Boston College
2/6/05	Clete Thomas	Hofstra
2/17/06	Mike Bianucci	Hofstra
3/14/07	Josh Donaldson	VMI
2/20/09	Justin Hargett	Elon
4/10/09 [11th]	Justin Hargett	Florida
2/26/10 [10th]	Brian Fletcher	Boston College
2/15/13	Damek Tomscha	Maine

BACK-TO-BACK HOME RUNS (since 1979)

Date	Players	Opponent	Inn.
3/17/79	J.B. Brown-Steve Montgomery	at Mississippi St.	5th
3/24/81	Bob Berry-Dav. Magentale-Mike Swaim	at SE Louisiana	7th
5/5/82	Bob Berry-Rodney Dallar	Livingston	5th
4/13/83	Paul Foster-Bo Jackson	at Ala. Christian	5th
4/14/83	David Miller-Bob Berry	at Georgia Tech	1st
3/30/84	Kevin Henry-Kevin Jordan	at Troy State	4th
3/30/84	Donnie Thomas-DeWayne Friend	at Troy State	5th
4/19/84	Donnie Thomas-DeWayne Friend	Fla. Int'l	2nd
3/1985	Bo Jackson-Mark Sayer	at Troy State	8th
3/23/85	Paul Foster-Bo Jackson	Ole Miss	3rd
4/2/85	Paul Foster-Bo Jackson	at Georgia	8th
3/29/86	Mark Sayers-Paul Foster	at Vanderbilt	2nd
5/16/87	Kevin Henry-Frank Thomas	Mississippi St.	4th
3/31/91	Brad Parker-Brannen Veal	LSU	3rd
2/26/94	Dallan Ruch-Kevin Chabot	MTSU	6th
3/2/94	Mark Bellhorn-Brandon Moore	Troy State	1st
3/22/95	Jay Waggoner-Mark Bellhorn	at UAB	6th
4/10/95	Kirby Clark-Josh Etheredge	at MTSU	3rd
4/15/95	Dallan Ruch-Kirby Clark	Arkansas	4th
5/6/95	Mark Bellhorn-Shawn McNally at LSU		4th
3/25/97	Tucker Dearth-Jamie Kersh	at UAB	6th
4/9/97	Tim Hudson-Jamie Kersh	VMI	7th





TEAM AND INDIVIDUAL SUPERLATIVES

2/20/98	Scott Pratt-Josh Etheredge	UNC Charlotte	6th
3/10/99	Casey Dunn-Jamie Kersh	VCU	7th
3/26/99	Casey Dunn-Jamie Kersh	Alabama	4th
5/28/99	Dominic Rich-Mailon Kent	N. Carolina St.	7th
2/8/00	Dominic Rich-Gabe Gross	at Samford	7th
4/23/00	Gabe Gross-Todd Faulkner	Vanderbilt	5th
4/18/03	Bobby Huddleston-Karl Amonite	Arkansas	6th
5/3/03	Bobby Huddleston-Karl Amonite	Florida	7th
6/1/03	Bobby Huddleston-Karl Amonite	Ohio State	3rd
5/22/05	Josh Bell-Karl Amonite	Alabama	1st
3/28/06	Derek Sain-Ryan Stanley	at Troy	7th
2/10/07	Josh Donaldson-Mike Bianucci	Hofstra	7th
4/20/08	Mike Bianucci-Hunter Morris	at Vanderbilt	6th
5/9/08	Mike Bianucci-Hunter Morris	at Ole Miss	5th
3/6/09	Trent Mummy-Joseph Sanders	Brown	1st
3/11/09	Brian Fletcher-Kevin Patterson	Western Kentucky	1st
3/15/09	Brian Fletcher-Kevin Patterson	at Tennessee [G1]	1st
4/5/09	Trent Mummy-Joseph Sanders	at Mississippi State	5th
4/15/09	Trent Mummy-Joseph Sanders	South Alabama	1st
3/6/10	Hunter Morris-Brian Fletcher	Miami (Ohio)	6th
4/20/10	Brian Fletcher-Hunter Morris	Troy	6th
4/23/10	Tony Caldwell-Kevin Patterson	Kentucky	7th
5/1/10	Ryan Jenkins-Dan Gamache	at Arkansas	5th
5/8/10	B. Fletcher-H. Morris-K. Patterson	Mississippi State	5th
5/8/10	Casey McElroy-Dan Gamache	Mississippi State	7th
5/11/10	Casey McElroy-Ryan Jenkins	at South Alabama	2nd
5/15/10	Trent Mummy-Brian Fletcher	Tennessee	3rd
4/27/11	Justin Fradejas-Dan Gamache	Texas Southern	2nd
4/6/13	Cullen Wacker-Garrett Cooper	at Texas A&M	3rd
2/28/15	Daniel Robert-Hunter Tackett	Alabama State	4th

FIVE-HIT GAMES (Since 1974)

Player (Yr)	AB	Opponent	Date
Andy Merchant (Sr.)	6-for-8	at Florida [20 inn.]	April 22, 1972
Doug Gilcrease (Sr.)	5-for-5	LSU	April 11, 1982
Neal Mitchell (Jr.)	5-for-5	at Columbus College	April 15, 1982
David Mogentale (Sr.)	5-for-6	Clemson	May 9, 1982
Paul Foster (Jr.)	5-for-5	Samford	February 27, 1985
Bo Jackson Jr.	5-for-6	at UAB	March 7, 1985
Mark Sayer (Jr.)	5-for-6	Georgia Southwestern	April 16, 1985
Clark Preble (Jr.)	5-for-6	at Georgia	March 20, 1988
Jeff Powell (So.)	5-for-6	Huntingdon	February 14, 1990
Tim Edge (Jr.)	5-for-5	Mississippi State	April 7, 1990
Brandon Moore (Jr.)	5-for-5	vs. Alabama (Montgomery, Ala.)	May 14, 1993
Cliff Shanks (Jr.)	5-for-5	at Oklahoma State	May 28, 1993
Jay Waggoner (Jr.)	5-for-8	Troy State	March 2, 1994
Mike Killimett (Sr.)	5-for-6	Georgia	March 25, 1994
Jay Waggoner (Jr.)	5-for-5	Birmingham Southern	April 13, 1994
Mark Bellhorn (So.)	5-for-5	vs. Old Dominion [10] (Clemson, S.C.)	May 27, 1994
Josh Etheredge (Jr.)	6-for-6	at South Carolina	March 9, 1997
Rob Macrory (Sr.)	5-for-5	at Kentucky	March 30, 1997
Tim Hudson (Sr.)	5-for-5	at Kentucky	March 30, 1997
Adam Sullivan (Sr.)	5-for-6	Alabama	April 13, 1997
Adam Sullivan (Sr.)	5-for-6	vs. Western Carolina (Tallahassee, Fla.)	May 22, 1997
Casey Dunn (Jr.)	5-for-5	at Alabama	May 10, 1998
Todd Faulkner (So.)	5-for-7	vs. Georgia Tech (Orlando, Fla.)	January 29, 1999
Casey Dunn (Sr.)	5-for-6	Tennessee	April 9, 1999
Casey Dunn (Sr.)	5-for-5	Tulane	May 30, 1999
Dominic Rich (Jr.)	5-for-6	UNC Charlotte	March 4, 2000
Todd Faulkner (Jr.)	5-for-5	UNC Charlotte	March 5, 2000
Mailon Kent (Sr.)	5-for-5	Alabama	April 22, 2001
Doug Vines (Fr.)	5-for-5	North Carolina	March 10, 2002
Tug Hulett (Fr.)	5-for-5	Georgia	May 10, 2002
Javan Moran (So.)	5-for-5	vs. Florida Atlanta (Tuscaloosa, Ala.)	May 31, 2002
Clete Thomas (Fr.)	5-for-5	at North Carolina	March 9, 2003
Sean Gamble (Jr.)	5-for-6	at South Alabama	April 13, 2004
Tug Hulett (Jr.)	5-for-7	Mississippi State	April 24, 2004
Tyler Johnstone (Jr.)	6-for-7	Elon	February 25, 2005
Clete Thomas (Jr.)	5-for-6	Arkansas	April 3, 2005
Joseph Sanders (So.)	5-for-5	at Mercer	May 13, 2008
Casey McElroy (Fr.)	5-for-5	at LSU	April 26, 2009
Creede Simpson (So.)	5-for-6	vs. Miami (Ohio)	March 5, 2010
Hunter Morris (Jr.)	5-for-6	at Georgia	March 21, 2010
Tony Caldwell (Sr.)	5-for-5	at Kentucky	April 9, 2011
Ryan Tella (So.)	5-for-6	Presbyterian	May 8, 2012
Jordan Ebert (Sr.)	5-for-6	Southern	Feb. 26, 2016
Anfernee Grier (Jr.)	5-for-6	at Kennesaw State	April 12, 2016

20-Run Games

AUBURN'S

32-9.....	TROY (3/2/94)
29-22.....	at Mercer (1951)
28-6.....	at Samford (2/6/00)
26-6.....	TROY (4/28/09)
25-4.....	VANDERBILT (1958)
25-6.....	at Kentucky (1956)
24-9.....	Vanderbilt (1965)
24-13.....	GEORGIA TECH (1961)
23-1.....	GEORGIA (3/25/94)
23-2.....	at UAB (2/25/87)
23-2.....	GEORGIA TECH (1951)
23-4.....	at Jacksonville (1974)
23-5.....	UNC CHARLOTTE (2/21/97)
23-11.....	at Georgia (4/2/85)
22-0.....	ALCORN STATE (2/21/12)
22-0.....	TAMPA (3/5/93)
22-1.....	Seton Hall (5/23/87-NCAA)
22-4.....	FURMAN (2/12/2000)
22-6.....	MERCER (4/10/07)
22-7.....	GEORGIA STATE (4/6/10)
22-7.....	SAMFORD (2/27/85)
22-8.....	at Vanderbilt (1967)
22-8.....	at Tennessee (4/25/97)
22-23.....	HUNTINGDON (1983)
21-4.....	MARSHALL (2/16/02)
21-4.....	MERCER (1956)
21-6.....	at South Carolina (3/9/97)
21-6.....	FAIRFIELD (1979)
21-9.....	Alabama (3/30/89)
21-9.....	GEORGIA TECH (1954)
21-11.....	at Arkansas (3/19/2000)
20-1.....	UAB (4/13/93)
20-2.....	at Columbus College (1982)
20-3.....	at Georgia (3/19/10)
20-4.....	at Huntingdon (1982)
20-5.....	at South Alabama (2/25/07)
20-6.....	LAGRANGE (4/3/90)
20-7.....	VANDERBILT (4/9/94)
20-7.....	Davidson (3/3/97)
20-8.....	MONTEVALLO (1980)
20-14.....	MERCER (4/16/96)

OPPONENT'S

24-2.....	FLORIDA (4/11/09)
23-22.....	HUNTINGDON (1983)
22-7.....	ALABAMA (4/12/97, Gm. 2)
22-8.....	at Florida (5/2/04)
22-10.....	CLEMSON (1982)
22-29.....	at Mercer (1951)
21-2.....	at LSU (5/8/93, Gm. 1)
21-7.....	at Florida State (1980)
20-9.....	ARKANSAS (3/13/99)
20-7.....	at Alabama (1949)
20-5.....	at Georgia Tech (3/30/04)
20-5.....	at LSU (5/11/2001)



THE LAST TIME...

BATTING SUPERLATIVES

5 Hits in a game Anfernee Grier at Kennesaw St. [5-for-6] (4/12/16)
6 Hits in a game Tyler Johnstone vs. Elon [6-for-7, 2B, 3B] (2/25/05)

Reached base 6 times N. Buentello at #22 Ga. Tech [3-3, 2 BB, HBP] (3/15/16)

4 Runs in a game Joshua Palacios vs. Alabama State (3/22/16)
5 Runs in a game Casey McElroy vs. Troy (4/28/09)
6 Runs in a game never

10-game hitting streak J. BURGREN, 10 games, (April 19-May 7, 2016)
15-game hitting streak A. Grier, 22 games, (May 31, 2015-March 22, 2016)
20-game hitting streak A. Grier, 22 games, (May 31, 2015-March 22, 2016)
25-game hitting streak Justin Fradejas, 27 games (March 23-May 7, 2010)
30-game hitting streak Casey Dunn, 31 games (Feb. 22 [G1]-April 15, 1997)

3 doubles in a game Jordan Ebert vs. Southern (2/26/16)
4 doubles in a game Ken Dempsey vs. Georgia (1971)

2 triples in a game Jay Gonzalez vs. Alabama State (2/28/12)
3 triples in a game never

2 home runs in one game Anfernee Grier at #12 Vanderbilt (5/21/16)
3 home runs in one game Tony Caldwell at Kentucky (4/9/11)

8 RBI in a game Justin Bryant at Georgia (3/19/10)
9 RBI in a game Hunter Morris at Georgia (3/21/10)
10 RBI in a game Bob Berry vs. Huntington (4/15/82)

Grand Slam home run Zach Alvord vs. Presbyterian (5/8/12)
Inside-the-park home run Ryan Tella vs. College of Charleston (2/23/13)
HR to begin game Anfernee Grier vs. Alabama State (4/19/16)
Two HR in one inning Dan Glevenyak at Jacksonville State (8th) (5/7/13)
HR in consecutive at bats Anfernee Grier at #12 Vanderbilt (5/21/16)
HR in three consecutive at bats Brian Fletcher vs. South Alabama (4/15/09)
HR in consecutive games Anfernee Grier (3/20-22/16)
HR in three consecutive games Damek Tomscha (3/9-12/14)
HR in three consecutive SEC games Trent Mummy (4/17-23/10)
HR in four consecutive games Joseph Sanders (5/10-15/08)
HR in four consecutive SEC games Mike Bianucci (5/2-9/08)
HR in five consecutive games Tim Lemons (4/6-10/85)
Walk-off HR Damek Tomscha vs. Maine (2/15/13)
Pinch-hit HR P. Savage [6th] & K. Ortman [6th] vs. Alcorn State (2/21/12)
Pinch-hit Grand Slam Heath Higgins at Arkansas [9th] (3/19/00)
HR in first at-bat of season Jordan Ebert vs. Binghamton (2/13/15)

Hit for the cycle Clete Thomas [3B, 1B, HR, 2B] vs. Arkansas (4/3/05)

Stole Home Justin Hargett vs. Davidson (Gm 2) [4th] (3/3/10)
Stole Two Bases in a Game Damon Haecker at Ole Miss (4/24/16)
Stole Three Bases in a Game Anfernee Grier vs. Southern (2/26/16)

Hit by a Pitch 2+ times in a game M. Gray vs. #4 Miss. State (2) (5/15/16)
Hit by a Pitch 3+ times in a game Dan Glevenyak at Alabama (4) (4/11/14)

Scored 20 or more runs 22 vs. Alcorn State (2/21/12)
Scored 25 or more runs 26 vs. Troy (4/28/09)
Scored 30 or more runs 32 vs. Troy (3/2/94)

Scored 5+ Runs in an Inning 5, vs. #23 South Alabama (9th) (4/26/16)
Scored 6+ Runs in an Inning 9, at #22 Georgia Tech (4th) (3/15/16)
Scored 7+ Runs in an Inning 9, at #22 Georgia Tech (4th) (3/15/16)
Scored 8+ Runs in an Inning 9, at #22 Georgia Tech (4th) (3/15/16)
Scored 9+ Runs in an Inning 9, at #22 Georgia Tech (4th) (3/15/16)
10+ Runs in an Inning 10, vs. Alabama A&M (5th) (3/1/16)
10+ Hits in an Inning 11 vs. Furman [5th] (2/12/00)
Scored in every inning vs. Coppin State (3/18/14)

Recorded 15 or more hits 15, vs. Alabama State (4/19/16)
Recorded 20 or more hits 22, vs. Alabama State (3/22/16)

Hit 3 or more Home Runs in an Inning 3, at Jacksonville State (8th) (5/7/13)
Hit 3 or more Home Runs in a Game 3, vs. #2 Texas A&M (3/20/16)
Hit 5 or more Home Runs in a Game 5, at Kentucky (4/10/11)
Hit more than 5 Home Runs in a Game 7, vs. Mississippi State (5/8/10)
Hit Back-to-Back Home Runs D. Robert & H. Tackett vs. Ala. St. (4th) (2/18/15)
Hit Back-to-Back-to-Back Home Runs B. Fletcher, H. Morris & K. Patterson vs. Mississippi State (5th) (5/8/10)

Had 5+ Doubles vs. Alabama A&M (7) (3/1/16)
Had 6+ Doubles vs. Alabama A&M (7) (3/1/16)
Had 7+ Doubles vs. Alabama A&M (7) (3/1/16)
Had 8+ Doubles vs. Tennessee (10) (5/15/10)

Stole 5+ Bases in a Game 6, vs. Alabama A&M (3/2/16)
Stole 6+ Bases in a Game 6, vs. Alabama A&M (3/2/16)
Stole 7+ Bases in a Game 7, vs. Presbyterian (5/8/12)
Stole 8+ Bases in a Game 8, vs. Alcorn State (2/22/12)

Walked 10+ Times 10, vs. Oral Roberts (3/13/16)
Did Not Strike Out in a Game vs. Belmont (3/11/12)

PITCHING SUPERLATIVES

INDIVIDUAL

Nine-inning No-hitter Eric Brandon vs. Murray State (3/2/02)
Nine-inning No-hitter (combined) Mike Mueller [2.0], Lee Carter [1.0],
 Brandon Channell [1.0], Reid Price [1.0], Andrew Skinner [1.0], Arnold
 Hughey [1.0], Ken Clayton [1.0], Cory Dueitt [0.2], Sean Jones [0.1]
 vs. UAB (3/19/02)

Seven-inning No-hitter Jason Johnson vs. LaGrange College (4/30/91)

Nine-Inning Perfect Game Eric Brandon vs. Murray State (3/2/02)
Seven-Inning Perfect Game Jason Johnson vs. LaGrange College (4/30/91)

Nine-inning One-hitter (individual) Keegan Thompson vs. Presbyterian (3/1/14)
Nine-inning One-hitter (combined) Justin Camp [6.2], Terrance Dedrick [1.1],
 Jay Wade [0.2], Rocky McCord [0.1], at Kennesaw State (3/11/14)
Five-inning 1-hitter Kevin Davis [3.2], Jacob Milliman [1.1], vs. Radford
 (2/22/15)

Nine-inning 2-Hitter Justin Camp [9.0] vs. Tennessee (4/15/16)

Complete Game Cole Lipscomb vs. Kentucky (4/29/16)

Complete Game Shutout Justin Camp vs. Tennessee (4/15/16)
Consecutive Complete Games K. Thompson vs. Arkansas & LSU (4/4 & 4/11/15)

Struck Out 9 Batters 9 by Andrew Mitchell at #22 Georgia Tech (3/15/16)

Struck Out 10 Batters 10 by Cole Lipscomb vs. Ole Miss (4/17/15)

Struck Out 11 Batters 11 by Ben Braymer at Missouri (4/7/16)

Struck Out 12 Batters 12 by Keegan Thompson vs. Alabama (3/3/15)

Struck Out 13 Batters 13 by Jon Luke Jacobs vs. Alabama St. (2/28/12)

Struck Out 14 Batters 15 by Chris Bootcheck vs. West Virginia (3/6/99)

Struck Out 15 Batters 15 by Chris Bootcheck vs. West Virginia (3/6/99)

TEAM

Struck Out 15 Batters Cole Lipscomb [3], Gordon Cardenas[1], Ben Braymer [1]
 at Missouri (4/7/16)

Struck Out 15 Batters Consecutive Games vs. Ga State, at Missouri (4/5-7/16)

Shut out an opponent 11-0 vs. Alabama State (3/22/16)

Consecutive shutouts 5-0 and 4-0 at Miss. State (3/27-28/15)

Shut out an SEC Opponent 2-0 vs. Tennessee (4/15/16)

Shut out an SEC Opponent on the Road 3-0 at South Carolina (5/3/15)

Consecutive SEC shutouts 5-0 and 4-0 at Miss. State (3/27-28/15)

Consecutive SEC shutouts on the Road 5-0 and 4-0 at Miss. State (3/27-28/15)

Was shut out 4-0 vs. #4 Miss. State (5/13/16)

Was held to one hit at Vanderbilt (3/24/06)

FIELDING SUPERLATIVES

2 Errors in a game Melvin Gray vs. #4 MSU (5/15/16)

3 Errors in a game Haecker/Deese at Ole Miss (4/24/16)

4 Errors in a game Brett Burnham at Alabama (4/5/00)

3 Double Plays turned in a game vs. Alabama State (4/19/16)

4 Double Plays turned in a game vs. Bethune-Cookman (5/6/14)

5 Double Plays turned in a game never

Triple Play (Auburn) vs. Memphis (5/22/78)

Triple Play (Opponent) at Florida [4th] (3/15/08)

Threw A Runner Out At Plate Jackson BURGREN vs. #4 MSU (3rd) (5/13/16)

Threw A Runner Out At HP To End Game Creede Simpson vs. Florida (5/19/12)

MISC. SUPERLATIVES

Won 10 or more consecutive games 13 (2/2-24/01)

Won 15 or more consecutive games 17 (2/7-3/5/97)

Won 8 or more consecutive SEC games 9 (4/1-21/95)

Lost 5 or more consecutive games 5 (3/4-11/16)

Home Winning Streak 12 (3/30-5/4/01)

Road Winning Streak 10 (3/4-29/03)

Season-Opening Winning Streak 13 (2/2-24/01)

Extra-Innings Victory 3-2, 11 innings vs. Xavier (3/7/15)

Extra-Innings Loss 4-3, 11 innings at Alabama (5/7/16)

Swept a 3-game Series Georgia (4/23-25/15)

Swept a Road Series at Kentucky (4/8-10/11)

Swept a Road SEC Series at Kentucky (4/8-10/11)

Swept an SEC Series Georgia (4/23-25/15)

Swept a 4-game Series Maine (2/15-17/13)

Swept a Double Header vs. Alabama A&M (4/15/15)

Allowed 3 runs or fewer in a series 3 vs. Radford (2/21-22/15)

Allowed 3 runs or fewer in a SEC series 3 vs. Miss. State (3/27-29/15)

Allowed 4 runs or fewer in a SEC series 4 vs. Georgia (4/23-25/15)

Allowed 3 runs or fewer in a road series 3 vs. Miss. State (3/27-29/15)

Allowed 3 runs or fewer in a SEC road series 3 vs. Miss. State (3/27-29/15)

Overcome a deficit of 7+ runs 9 runs, [9-0, 16-14] vs. Mississippi State (5/8/10)

Won a 1-0 Game vs. Mercer (5/30/15) [NCAA Regional]

Lost a 1-0 Game vs. Ohio State (2/15/14)

Walk-off win vs. Xavier (11 inn.) (3/7/15)

Walk-off loss at Alabama 4-3 (11 inn.) (5/7/16)





YEAR-BY-YEAR RESULTS (1895-1948)

1895 (0-1)

Date	Opponent	Score	W/L
	at Mercer		L

1896 (2-2)

Date	Opponent	Score	W/L
	at Mercer		L
5/15	ALABAMA	12-9	W
5/15	ALABAMA	14-8	W
5/16	at Georgia	16-1	L

1897 (1-4)

Date	Opponent	Score	W/L
4/10	GEORGIA TECH	6-4	W
4/24	Georgia	20-2	L
4/30	Sewanee	4-1	L
5/1	Sewanee	4-1	L
5/7	Alabama		PPD
5/8	Alabama		PPD
5/15	Mercer	19-4	L

1898 (0-2)

Date	Opponent	Score	W/L
4/15	GEORGIA TECH	4-3	L
4/16	Mercer	7-3	L

1899 (2-5)

Date	Opponent	Score	W/L
4/8	GEORGIA TECH	10-8	L
4/15	at Mercer	11-2	L
4/22	at Georgia Tech	6-4	L
5/11	at Alabama	10-4	W
5/12	at Alabama	6-5	L
5/13	at Alabama	7-5	W
5/15	MERCER	19-4	L

1900 (3-3)

Date	Opponent	Score	W/L
4/14	MONTGOMERY	17-5	W
4/27	vs. Alabama (Montgomery)	9-7	W
4/28	vs. Alabama (Montgomery)	9-5	L
4/28	vs. Alabama (Montgomery)	5-4	L
5/5	GEORGIA TECH	9-4	W
5/12	at Mercer	11-4	L
5/17	vs. Southern (Ala.) University		PPD
5/18	vs. Southern (Ala.) University		PPD

1901 (1-7)

Date	Opponent	Score	W/L
3/29	at Clemson	8-0	L
3/30	at Clemson	11-4	L
4/26	Alabama	5-1	L
4/27	Alabama	9-1	L
4/27	Alabama	5-2	L
5/4	at Georgia Tech	15-12	L
5/5	at Georgia Tech		L
5/7	at Georgia	7-2	W

1902 (0-5)

Date	Opponent	Score	W/L
4/11	vs. Alabama (Selma, Ala.)	18-2	L
4/12	vs. Alabama (Selma, Ala.)	0-11	L
4/12	vs. Alabama (Selma, Ala.)	0-11	L
4/19	at Mercer	6-4	L
4/25	vs. Georgia (Atlanta, Ga.)	10-0	L

1903 (1-6)

Date	Opponent	Score	W/L
4/11	at Mercer	8-6	L
4/13	CLEMSON	3-0	L
4/21	vs. Georgia (Atlanta, Ga.)	8-2	L
4/25	at Georgia Tech	8-7	L
5/1	vs. Alabama (Selma, Ala.)	6-5	W
5/2	vs. Alabama (Selma, Ala.)	10-3	L
5/2	vs. Alabama (Selma, Ala.)	3-0	L

1904 (2-9)

Date	Opponent	Score	W/L
4/4	FLORIDA STATE	6-3	W
4/9	at Mercer	8-1	L
4/14	at Alabama	6-4	L
4/15	at Alabama	8-1	L
4/16	at Alabama	5-4	W
4/23	at Georgia Tech	4-3	L
4/25	at Georgia	8-3	L
4/29	vs. Georgia	5-3	L
4/29	vs. Georgia	5-0	L
5/5	TULANE		PPD
5/6	TULANE		PPD
5/7	TULANE		PPD

1905 (9-3)

SIAA CHAMPIONS

Date	Opponent	Score	W/L
3/30	at Mercer	3-1	L
4/1	at Mercer	5-2	W
4/6	at Southern (Ala.) University	6-3	W
4/7	at Southern (Ala.) University	4-2	L
4/8	at Southern (Ala.) University	5-2	W
4/13	ALABAMA	3-2	L
4/14	ALABAMA	4-3	W
4/15	ALABAMA	6-5	W
4/24	MERCER	12-7	W
4/27	GEORGIA	2-0	W
4/28	GEORGIA		PPD
5/5	GEORGIA TECH	1-0	W
5/6	GEORGIA TECH	4-2	W

1906 (11-3)

Date	Opponent	Score	W/L
3/26	CUMBERLAND	5-4	W
3/27	CUMBERLAND	9-3	W
3/28	CUMBERLAND		PPD
4/6	at Mercer	10-3	W
4/7	at Mercer	7-4	W
4/20	at Alabama	14-0	W
4/21	at Alabama	7-4	W
5/4	SOUTHERN (ALA.) UNIVERSITY	1-0	W
5/5	SOUTHERN (ALA.) UNIVERSITY	3-1	L
5/7	CENTRE COLLEGE	5-3	W
5/11	GEORGIA TECH	2-1	W
5/12	GEORGIA TECH	5-0	L
5/12	GEORGIA TECH	4-0	L
5/14	at Mercer	10-8	W
5/15	at Mercer	8-7	W

1907 (10-6-1)

Date	Opponent	Score	W/L
3/28	at LSU	4-0	W
3/29	at LSU	5-3	W
3/30	at LSU	4-3	L
4/4	MARION	7-1	W
4/5	MARION		W
4/6	MARION	4-0	L
4/19	at Mercer	6-6 (11 inn.)	T
4/20	at Mercer	3-0	W
4/25	ALABAMA	2-1	L
4/26	ALABAMA	12-4	W
4/27	ALABAMA	8-5	L
5/2	at Georgia		L
5/3	at Georgia		W
5/4	at Georgia		W
5/10	GEORGIA TECH	3-2	W
5/11	GEORGIA TECH	2-0	L
5/11	GEORGIA TECH	4-1	W

1908 (14-5-1)

Date	Opponent	Score	W/L
3/26	NORTH GEORGIA	6-3	W
3/27	NORTH GEORGIA	15-4	W
3/28	NORTH GEORGIA	6-6	T
4/3	MISSISSIPPI STATE	6-3	W
4/4	MISSISSIPPI STATE	7-0	W
4/4	MISSISSIPPI STATE	6-4	W
4/17	at Mercer	2-1	W
4/18	at Mercer	3-1	W
4/23	at Alabama	3-1	L
4/25	at Alabama	9-1	L
4/25	at Alabama	1-0	L
4/27	vs. Mercer (Columbus, Ga.)	10-0	W
4/27	vs. Mercer (Columbus, Ga.)	6-2	W
5/1	at Georgia Tech	1-0	W
5/2	at Georgia Tech	7-2	L
5/7	CENTRE COLLEGE	13-2	W
5/8	CENTRE COLLEGE	6-4	W
5/9	CENTRE COLLEGE	10-0	W
5/11	GEORGIA TECH	6-0	L
5/12	GEORGIA TECH	8-3	W

1909 (14-6-1)

Date	Opponent	Score	W/L
3/26	at Mercer	4-3	W
3/27	at Mercer	1-0	W
4/1	SAMFORD	7-1	W
4/2	SAMFORD	19-5	W
4/3	SAMFORD	7-5	W
4/9	at Georgia	3-2	L
4/10	at Georgia	7-3	W
4/10	at Georgia	9-2	L
4/16	GEORGIA	6-6	T
4/17	GEORGIA	10-1	W
4/17	GEORGIA	7-2	W
4/19	at Sewanee	8-3	L
4/20	at Sewanee	2-1	L
4/20	at Sewanee	7-1	W
4/29	GEORGIA TECH	6-0	W
4/30	GEORGIA TECH	8-2	L
5/7	at Georgia Tech	2-0	W
5/8	at Georgia Tech	6-5	L
5/11	CUMBERLAND	5-0	W
5/12	CUMBERLAND	17-3	W
5/13	CUMBERLAND	7-3	W

1910 (8-6)

Date	Opponent	Score	W/L
4/1	at Alabama Presbyterian	3-1	W
4/2	at Alabama Presbyterian	12-1	W
4/8	at Georgia	5-0	W
4/9	at Georgia	4-2	W
4/9	at Georgia	7-2	L
4/15	GEORGIA TECH	16-1	W
4/16	GEORGIA TECH		PPD
4/25	at Mercer	8-3	L
4/26	at Mercer	3-1	L
4/26	at Mercer	2-1	W
5/6	at Georgia Tech	3-1	L
5/7	at Georgia Tech		PPD
5/9	MERCER	6-5	W
5/10	MERCER	7-2	W
5/13	GEORGIA	4-3	L
5/14	GEORGIA	10-3	L

1911 (8-11)

Date	Opponent	Score	W/L
4/3	at Mississippi State	5-3	W
4/3	at Mississippi State	6-0	L
4/5	at Mississippi State	2-1	W
4/7	at Georgia	2-0	L
4/8	at Georgia	1-0	L
4/14	GEORGIA	1-0	L
4/14	GEORGIA	3-1	L
4/15	GEORGIA	7-5	L
4/17	at Georgia Tech	4-1	L
4/18	at Georgia Tech	9-4	L
4/24	at Mercer	1-0	L
4/25	at Mercer	8-1	L
4/26	at Mercer	9-1	L
5/4	SAMFORD		W
5/5	SAMFORD		W
5/6	SAMFORD		W
5/12	CLEMSON	7-6	W
5/13	CLEMSON	5-4	W
5/13	CLEMSON	3-2	W

1912 (7-9-1)

Date	Opponent	Score	W/L
3/29	VANDERBILT	7-6	W
3/30	VANDERBILT	7-6 (11 inn.)	L
4/5	GEORGIA	6-3	L
4/6	GEORGIA	6-0	L
4/6	GEORGIA	1-0	L
4/8	MISSISSIPPI STATE	6-4	W
4/10	MISSISSIPPI STATE	10-9	W
4/10	MISSISSIPPI STATE	2-1	W
4/22	TEXAS	4-3	W
4/22	TEXAS	3-3	T
4/25	MERCER	1-0	L
5/2	at Georgia Tech	3-2	L
5/3	at Georgia Tech	7-5	W
5/4	at Georgia Tech	5-3	L
5/7	at Clemson	2-1	L
5/8	at Clemson	4-3	L
5/9	at Clemson	4-0	W

1913 (11-6)

Date	Opponent	Score	W/L
3/28	at Georgia	5-1	L
3/29	at Georgia	4-3	W
3/29	at Georgia	11-0	L
4/4	SOUTHERN (ALA.) UNIVERSITY	13-0	W
4/5	SOUTHERN (ALA.) UNIVERSITY	8-2	W
4/5	SOUTHERN (ALA.) UNIVERSITY	3-2	L
4/10	at Florida	3-2	W
4/11	at Florida	8-5	W
4/12	at Florida	4-2	W
4/18	GEORGIA TECH	3-2	W
4/19	GEORGIA TECH	10-4	L
4/19	GEORGIA TECH	4-3	W
4/26	MERCER	10-2	W
4/26	MERCER	8-4	W
5/8	CLEMSON	10-3	W
5/9	CLEMSON	18-4	L
5/10	CLEMSON	5-3	L

1914 (10-7)

Date	Opponent	Score	W/L
3/27	at Georgia Tech	9-4	W
3/28	at Georgia Tech	10-5	L
4/3	GEORGIA	11-2	L
4/4	GEORGIA	10-2	L
4/4	GEORGIA	6-3	L
4/9	at Florida	8-1	W
4/10	at Florida	4-3	W
4/11	at Florida	5-3	L
4/17	TULANE	8-3	W
4/18	TULANE	1-0	W
4/18	TULANE	8-6	W



YEAR-BY-YEAR RESULTS (1895-1948)

1917 (9-5)

Date	Opponent	Score	W/L
3/28	at Southern (Ala.) University	6-1	W
3/29	at Southern (Ala.) University	8-2	W
3/30	at Marion	10-1	W
3/31	at Marion	11-1	W
4/6	at Georgia	10-0	L
4/7	at Georgia	3-0	W
4/7	at Georgia	2-0	L
4/14	GEORGIA TECH	5-4	W
4/14	GEORGIA TECH	4-1	W
4/20	LSU	CLD	
4/21	LSU	CLD	
4/25	MERCER	6-2	L
4/26	MERCER	4-2	L
5/4	CLEMSON	7-0	W
5/5	CLEMSON	8-3	W
5/5	CLEMSON	7-4	L

1918 (7-5)
SIAA CHAMPIONS

Date	Opponent	Score	W/L
3/29	at Georgia	12-2	W
3/30	at Georgia	3-1	L
4/5	MERCER	16-10	W
4/6	MERCER	6-2	W
4/12	at Georgia Tech	8-4	L
4/13	at Georgia Tech	10-4	W
4/19	GEORGIA TECH	8-3	L
4/20	GEORGIA TECH	3-0	W
4/26	at Mercer	3-0	L
4/27	at Mercer	2-1	L
5/3	GEORGIA	4-2	W
5/4	GEORGIA	7-2	W

1919 (8-7-1)

Date	Opponent	Score	W/L
3/28	GEORGIA	0-0 (11 inn.)	T
3/29	GEORGIA	6-0	L
4/4	at Georgia	5-4	L
4/5	at Georgia	3-0	L
4/11	at Georgia Tech	2-1 (10 inn.)	L
4/12	at Georgia Tech	4-2	L
4/18	OGLETHORPE	3-2 (10 inn.)	W
4/19	OGLETHORPE	6-2	W
4/25	at Mercer	10-2	L
4/26	at Mercer	3-0	W
5/3	BIRMINGHAM-SOUTHERN	15-3	W
5/4	BIRMINGHAM-SOUTHERN	11-2	W
5/6	SAMFORD	4-3	L
5/6	SAMFORD	5-4	W
5/10	MERCER	4-1	W
5/11	MERCER	5-4 (12 inn.)	W

1920 (16-5-3)
SIAA CHAMPIONS

Date	Opponent	Score	W/L
3/26	SAMFORD	1-1	T
3/27	SAMFORD	9-3	W
4/1	at Oglethorpe	7-0	W
4/2	at Oglethorpe	3-1	W
4/3	at Furman	1-0	L
4/4	at Furman	2-0	W
4/5	at Clemson	10-0	W
4/6	at Clemson	15-2	W
4/12	MICHIGAN	1-1	T
4/13	MICHIGAN	4-3	W
4/16	GEORGIA TECH	6-2	L
4/17	GEORGIA TECH	5-4	W
4/19	at Wofford	3-2	L
4/20	at Wofford	5-4	W
4/21	at Virginia	1-0	L
4/22	at Virginia	4-0	W
4/23	at Washington & Lee	6-4	L
4/24	at VMI	7-2	W
4/30	GEORGIA	9-3	W
5/1	GEORGIA	3-0	W
5/4	vs. Florida (Tallahassee, Fla.)	7-2	W
5/5	vs. Florida (Tallahassee, Fla.)	1-0	W
5/5	vs. Florida (Tallahassee, Fla.)	1-1	T
5/10	at Georgia	1-0	W
5/11	at Georgia	3-2	W

1921 (18-4)

Date	Opponent	Score	W/L
3/21	CINCINNATI	10-1	W
3/25	YALE	4-1	L
3/26	at Mercer	8-5	W
4/1	OGLETHORPE	11-3	W
4/2	OGLETHORPE	3-1	L
4/4	INDIANA	10-4	W
4/5	INDIANA	2-1	W
4/8	CLEMSON	12-1	W
4/9	CLEMSON	12-1	W
4/15	at Georgia Tech	8-3	L
4/16	at Georgia Tech	PPD	
4/18	at Furman	8-4	W
4/19	at Furman	19-4	W
4/20	at Washington & Lee	4-0	W
4/21	at Washington & Lee	6-1	W
4/25	GEORGIA	4-1	W
4/26	vs. Georgia (Columbus, Ga.)	2-0	W
4/28	FT. BENNING	4-1	W
4/29	MERCER	5-0	W
4/30	MERCER	12-2	W
5/4	at Ft. Benning	4-1	W
5/6	at Georgia	12-4	W
5/7	at Georgia	4-0	W

1922 (8-10)

Date	Opponent	Score	W/L
3/17	FT. BENNING	1-0	W
3/18	FT. BENNING	10-3	L
3/24	at Ft. Benning	9-4	W
3/25	at Ft. Benning	8-4	L
3/31	at Georgia Tech	PPD	
4/1	at Georgia Tech	7-6	W
4/8	BIRMINGHAM-SOUTHERN	5-0	W
4/8	BIRMINGHAM-SOUTHERN	2-1	L
4/14	GEORGIA TECH	8-5	W
4/15	at Georgia Tech	5-4	L
4/21	at Mercer	4-3	L
4/22	at Mercer	6-4	W
4/28	at Oglethorpe	PPD	
4/29	at Oglethorpe	PPD	
5/1	vs. Vanderbilt (Montgomery, Ala.)	10-7	W
5/2	VANDERBILT	3-1	L
5/5	vs. Georgia	7-1	L
5/6	GEORGIA	3-2	L
5/12	GEORGIA	2-0	W
5/13	at Georgia	5-1	L

1923 (8-10-4)

Date	Opponent	Score	W/L
3/17	FT. BENNING	7-6	W
3/17	FT. BENNING	8-2	L
3/23	MERCER	4-0 (5 inn.)	W
3/24	MERCER	2-0	L
4/2	vs. Yale (Marion, Ga.)	4-0	W
4/3	at Ft. Benning	1-0	W
4/4	at Ft. Benning	6-0	L
4/6	DUKE	5-3	W
4/7	vs. Duke (Montgomery, Ala.)	10-7	L
4/11	vs. Michigan (Montgomery, Ala.)	8-1	W
4/12	MICHIGAN	9-2	L
4/14	vs. Georgia Tech (Montgomery) 2-2 (10 inn.)	T	
4/15	at Georgia Tech	7-3	W
4/16	at Vanderbilt	23-11	L
4/17	at Vanderbilt	8-2	L
4/21	GEORGIA TECH	2-2 (5 inn./rain)	T
4/22	vs. Georgia Tech (Mont.) 1-1 (7 inn./rain)	T	
4/30	vs. North Carolina (Montgomery)	3-3	T
5/5	GEORGIA	PPD	
5/6	vs. Georgia (Montgomery, Ala.) 7-5 (8 inn.)	L	
5/12	at Georgia	9-1	L
5/13	at Georgia	3-0	L

1924 (8-10-4)

Date	Opponent	Score	W/L
3/19	OHIO STATE	7-4	L
3/20	OHIO STATE	3-1	W
3/24	SAMFORD	5-2	L
3/25	SAMFORD	2-1	W
3/28	at Mercer	6-3	L
3/29	at Mercer	7-4	L
4/3	GEORGIA TECH	17-5	L
4/4	GEORGIA TECH	2-0	L
4/11	at Vanderbilt	19-11	L
4/12	at Vanderbilt	4-0	L
4/16	vs. Michigan (Montgomery, Ala.)	10-9	L
4/18	at Florida	10-3	W
4/19	at Florida	4-3	L
4/21	DUKE	4-2	L
4/25	at Samford	3-2	W
4/26	at Birmingham-Southern	7-6	L
5/3	vs. Mississippi St. (Montgomery, Ala.)	4-0	L
5/9	GEORGIA	5-3	L
5/10	GEORGIA	2-1	W
5/14	at Georgia Tech	7-6	L
5/15	at Georgia Tech	2-0	L
5/17	at Georgia	9-0	L

1925 (5-15)

Date	Opponent	Score	W/L
3/20	at Ft. Benning	9-4	L
3/21	at Ft. Benning	17-6	L
3/24	FT. BENNING	7-5	L
3/25	FT. BENNING	9-7	W
3/27	at Birmingham-Southern	13-5	W
3/28	at Birmingham-Southern	7-0	W
4/3	GEORGIA	5-2	L
4/4	GEORGIA	3-2	L
4/10	ILLINOIS	3-0	L
4/11	ILLINOIS	4-3	W
4/17	VANDERBILT	7-3	W
4/18	VANDERBILT	7-5	L
4/24	at Georgia Tech	25-2	L
4/25	GEORGIA TECH	10-8	L
5/1	at Georgia	4-1	L
5/2	at Georgia	8-0	L
5/4	at Clemson	7-5	L
5/5	at Furman	4-2	L
5/15	at Mercer	L	
5/16	at Mercer	4-0	L

1926 (21-7)

Date	Opponent	Score	W/L
3/19	at Ft. Benning	3-2	W
3/20	at Ft. Benning	14-12	W
3/23	FT. BENNING	11-4	W
3/23	FT. BENNING	5-1	W
3/24	GEORGIA	6-2	W
3/25	GEORGIA	PPD	
3/30	at Spring Hill	PPD	
3/31	at Loyola-New Orleans	6-5	W
4/1	at Loyola-New Orleans	13-2	W
4/2	at Tulane	4-2	L
4/3	at Tulane	4-0	W
4/5	MICHIGAN	8-5	W
4/6	CLEMSON	10-7	W
4/7	CLEMSON	7-0	W
4/9	at Georgia Tech	5-0	L
4/10	at Georgia Tech	13-7	L
4/14	at Samford	8-0	W
4/15	at Sewanee	10-6	W
4/16	at Vanderbilt	9-6	L
4/17	at Vanderbilt	8-4	W
4/23	vs. Birmingham-Southern (Mont.)	2-0	W
4/24	BIRMINGHAM-SOUTHERN	3-0	W
4/27	at Florida	2-1	W
4/28	at Florida	4-3	W
4/30	at Georgia	9-1	L
5/1	at Georgia	3-2	L
5/4	at Oglethorpe	9-8	L
5/5	OGLETHORPE	8-2	W
5/17	MERCER	5-4	W
5/18	MERCER	9-5	W

1927 (14-6-1)

Date	Opponent	Score	W/L
3/30	GEORGIA	7-6	W
3/31	GEORGIA	6-2	W
4/1	TULANE	12-3	W
4/2	TULANE	6-0	W
4/4	FLORIDA	2-1	W
4/5	FLORIDA	1-0	L
4/8	vs. Georgia Tech	10-2	W
4/9	vs. Georgia Tech	7-5	W
4/15	ILLINOIS	12-5	W
4/16	ILLINOIS	10-8	L
4/20	at Clemson	11-5	W
4/22	at South Carolina	11-2	W
4/23	at South Carolina	8-4	L
4/25	at Florida	9-8	L
4/26	at Florida	4-3	L
4/27	at Florida	5-0	W
4/29	VANDERBILT	4-0	W
4/30	VANDERBILT	6-4	W
5/4	CLEMSON	6-2	W
5/5	CLEMSON	3-3 (6)	T
5/6	at Vanderbilt	1-2	L

1928 (17-5-2)

Date	Opponent	Score	W/L
3/23	at Ft. Benning	7-0	W
3/24	at Ft. Benning	11-0	W
3/30	TULANE	6-1	W
3/31	vs. Tulane	9-3	W
4/2	CLEMSON	6-2	W
4/3	CLEMSON	6-6	T
4/9	GEORGIA	3-3	T
4/11	FLORIDA	4-1	W
4/12	FLORIDA	10-5	W
4/13	FT. BENNING	12-11	L
4/16	GEORGIA TECH	15-4	W
4/17	GEORGIA TECH	11-2	L
4/21	at Georgia Tech	7-5	L
4/26	vs. Florida	6-5	L
4/27	vs. Florida	2-0	W
4/28	vs. Florida	2-1	W
5/2	at Clemson	11-3	W
5/3	at Clemson	9-6 (6)	W
5/4	at South Carolina	6-3	W
5/4	at Clemson	6-5	L
5/8	at Georgia	5-1	W
5/11	SOUTH CAROLINA	9-2	W
5/12	SOUTH CAROLINA	12-3	W
5/21	MERCER	5-1	W

1929 (11-9-1)

Date	Opponent	Score	W/L
5/29	at Tulane	10-4	L
5/30	at Tulane	17-1	W
4/3	GEORGIA TECH	23-3	W
4/4	GEORGIA TECH	16-8	W
4/5	BIRMINGHAM SOUTHERN	8-6	W
4/6	BIRMINGHAM SOUTHERN	16-5	W
4/8	at Georgia	5-3	L
4/9	at Georgia	8-7	L
4/15	CLEMSON	6-6	T
4/16	CLEMSON	4-3	L
4/19	at Georgia Tech	12-8	L
4/20	at Georgia Tech	8-3	L
4/25	vs. Florida	9-7	W
4/26	vs. Florida	7-3	W
4/27	vs. Florida	7-6	W
5/3	VANDERBILT	8-6	L
5/4	VANDERBILT	7-6	W
5/10	GEORGIA	11-1	L
5/11	GEORGIA	6-2	W
5/21	MERCER	5-4	L





YEAR-BY-YEAR RESULTS (1895-1948)

1930 (13-7)

Date	Opponent	Score	W/L
3/14	FT. BENNING	5-4	W
3/15	at Ft. Benning	9-3	W
3/29	TULANE	11-2	W
3/29	TULANE	5-1	W
4/11	GEORGIA	4-2	L
4/12	GEORGIA	7-3	L
4/16	GEORGIA TECH	7-4	W
4/17	GEORGIA TECH	6-2	L
4/24	vs. Florida	3-2	L
4/25	vs. Florida	3-2	W
4/26	vs. Florida	4-3	L
5/2	at Georgia	2-0	L
5/3	at Georgia	8-6	W
5/5	at Clemson	4-3	W
5/6	at Clemson	14-10 (10)	W
5/9	MERCER	15-5	W
5/10	MERCER	7-5	L
5/12	SAMFORD	10-6	W
5/15	at Samford	8-6	W

1931 (18-4) SIAA CHAMPIONS DIXIE LEAGUE CHAMPIONS

Date	Opponent	Score	W/L
3/26	FT. BENNING	12-1	W
4/6	at Mercer	10-5	W
4/7	at Mercer	5-1	W
4/10	at Oglethorpe	13-8	W
4/11	at Oglethorpe	14-5	W
4/13	OGLETHORPE	8-3	L
4/14	OGLETHORPE	12-0	W
4/22	at Georgia	12-2	W
4/23	at Georgia	13-7	W
4/24	at Georgia Tech	13-8	W
4/25	at Georgia Tech	11-7	L
4/27	GEORGIA	3-1	W
4/28	GEORGIA	7-6	W
5/1	at Florida	6-3	W
5/2	at Florida	5-1	L
5/5	at Mercer	3-0	W
5/8	vs. Florida	5-1	L
5/9	vs. Florida	4-3	W
5/11	GEORGIA TECH	11-5	W
5/12	GEORGIA TECH	13-0	W
5/15	VANDERBILT	19-1	W
5/16	VANDERBILT	3-1	W

1932 (11-4-1) DIXIE LEAGUE PENNANT

Date	Opponent	Score	W/L
4/1	at Lanett	6-5	W
4/8	GEORGIA	3-1	W
4/9	GEORGIA	9-0	W
4/15	at Georgia Tech	6-6	T
4/16	at Georgia Tech	12-10	W
4/16	at Georgia Tech	5-4	L
4/18	at Georgia	5-1	L
4/19	at Georgia	11-3	L
4/22	FLORIDA	5-2	W
4/23	FLORIDA	6-2	W
4/29	GEORGIA TECH	8-7 (10)	W
4/30	GEORGIA TECH	5-4	L
5/6	OGLETHORPE	6-5 (10)	W
5/7	OGLETHORPE	11-5	W
5/13	at Oglethorpe	3-1	W
5/14	at Oglethorpe	12-5	W

1933 (8-5-1)

Date	Opponent	Score	W/L
4/1	at Lanett	8-3	W
4/7	at Georgia Tech	4-3	L
4/8	at Georgia Tech	11-7	W
4/14	GEORGIA	8-8	T
4/18	LANETT	7-2	W
4/21	at Georgia	8-1	L
4/26	FT. BENNING	10-5	W
4/28	GEORGIA TECH	4-3 (10)	W
4/29	GEORGIA TECH	9-5	W
5/5	at Oglethorpe	7-2	W
5/6	at Oglethorpe	9-5	W
5/12	OGLETHORPE	8-0	L
5/13	OGLETHORPE	13-10 (10)	L

1934 (10-8-1)

Date	Opponent	Score	W/L
3/21	vs. Chattanooga	7-1	W
3/23	LANETT	5-0	W
3/24	at Lanett	4-1	W
3/28	CHATTANOOGA	5-0	L
4/2	vs. Chattanooga		L
4/6	at Georgia Tech	10-4	L
4/7	at Georgia Tech	7-4	W
4/13	GEORGIA	9-8	W
4/14	GEORGIA	12-7	L
4/20	at Georgia	10-6	L
4/21	at Georgia	5-0	L
4/28	GEORGIA TECH	1-0	W
5/4	at Oglethorpe	8-2	L
5/5	at Oglethorpe	13-6	W
5/10	SHAWMUT MILLS	8-5	W
5/11	OGLETHORPE	6-6 (12)	T
5/12	Fort Benning	9-3	L
	Auburn Ramblers		W

1935 (7-14)

Date	Opponent	Score	W/L
3/27	TROY	4-1	W
4/4	St. Louis (NL)	5-1	L
4/5	GEORGIA	4-3	W
4/6	GEORGIA	11-5	L
4/10	at Georgia	7-2	W
4/11	at Georgia		L
4/12	at Bona Allen	17-0	L
4/13	at Bona Allen	6-1	L
4/16	at Troy	7-6	L
4/16	at Troy	10-7	W
4/18	at Florida	7-6	W
4/19	at Florida	9-4	W
4/20	at Florida	8-6	L
4/22	GEORGIA TECH	6-3	L
4/23	GEORGIA TECH	4-3	L
4/26	at Goodyear	10-6	L
5/10	OGLETHORPE	3-1	L
5/11	OGLETHORPE	7-5	L
5/11	OGLETHORPE	9-3	L
5/14	OGLETHORPE	2-0	W
5/15	OGLETHORPE	7-5 (13)	L

1936 (13-5)

Date	Opponent	Score	W/L
3/26	TROY	10-4	W
3/26	TROY	5-0	W
4/3	OGLETHORPE	7-6	W
4/4	OGLETHORPE	8-4	W
4/10	vs. Georgia	3-2	W
4/11	vs. Georgia	8-3	L
4/13	LSU	6-4	L
4/14	LSU	16-4	L
4/15	FLORIDA	10-2	W
4/16	FLORIDA	4-1	W
4/17	at Georgia	6-2	W
4/18	at Georgia	3-0	W
4/24	BIRMINGHAM SOUTHERN	11-4	W
4/25	BIRMINGHAM SOUTHERN	3-0	L
5/1	at Troy	2-1	W
5/1	at Troy	3-1	W
5/6	at Bona Allen	9-0	L
5/7	at Bona Allen	2-0	L
5/8	at Oglethorpe	10-4	W
5/9	at Oglethorpe	3-2	L

1937 (21-4-1) SEC CHAMPIONS

Date	Opponent	Score	W/L
3/25	GOODYEAR	3-1	L
3/25	GOODYEAR	0-0	T
3/27	SHAWMUT MILLS	4-0	W
3/31	MISS. COLLEGE	7-6	W
4/1	MISS. COLLEGE	6-1	W
4/2	TROY	17-2	W
4/3	TROY	10-5	L
4/7	at Georgia Tech	3-2	W
4/9	at Georgia	7-4	W
4/10	at Georgia	12-7	W
4/16	GEORGIA	2-1	W
4/17	GEORGIA	7-2	W
4/21	at Troy	2-1 (5)	W
4/22	at Troy	12-4	W
4/23	at Florida	9-7	W
4/24	at Florida	9-4	W
4/26	BILL WHITE'S TEAM	6-0	W
5/1	GEORGIA TECH	6-5	W
5/1	GEORGIA TECH	3-2	L
5/4	SHAWMUT MILLS	11-2	W
5/7	at Oglethorpe	11-10	W
5/8	at Oglethorpe	12-10 (10)	W
5/11	FAIRFAX MILLS	5-3	W
5/13	OGLETHORPE	6-4	L
5/14	OGLETHORPE	4-1	W

1938 (12-10)

Date	Opponent	Score	W/L
3/24	GOODYEAR	10-7	W
3/24	GOODYEAR	4-2	L
3/30	TROY	12-9	W
3/31	TROY	15-9	W
4/2	LANETT	8-5	L
4/13	at Troy		W
4/14	at Troy	5-1	W
4/15	FLORIDA	4-3	L
4/16	FLORIDA	6-5	W
4/18	at Mississippi	6-5	W
4/19	at Mississippi	5-3	L
4/22	GEORGIA	3-2	W
4/23	GEORGIA	2-1	L
4/29	GEORGIA TECH	9-6	L
4/30	GEORGIA TECH	9-2	W
5/4	at Oglethorpe	3-2	L
5/6	at Georgia	11-7	L
5/7	at Georgia	12-10	W
5/11	at Georgia Tech	6-2	L
5/12	at Georgia Tech	5-4 (10)	L
5/13	OGLETHORPE	5-3	W
5/14	OGLETHORPE	5-4	W

1939 (16-10)

Date	Opponent	Score	W/L
3/31	at Oglethorpe	5-3	L
4/1	at Oglethorpe	5-3	L
4/7	at Lanett	6-2	W
4/10	at Tallassee	15-4	W
4/13	at Ft. Benning	6-1	W
4/14	GEORGIA TECH	5-2	W
4/15	GEORGIA TECH	11-4	W
4/18	at Miss. State	5-1	W
4/19	at Miss. State	8-2	W
4/21	GEORGIA	5-2	W
4/22	GEORGIA	6-3	L
4/29	MISSISSIPPI	3-2	W
4/29	MISSISSIPPI	4-1	W
5/1	at Georgia Tech	11-2	W
5/2	at Georgia Tech	5-4	L
5/3	at Georgia	10-7	W
5/4	at Georgia	5-3	L
5/5	at Florida	9-2	L
5/6	at Florida	11-2	W
5/12	OGLETHORPE		W
5/13	OGLETHORPE	11-4	W
5/15	at Lanett	5-1	W

1940 (15-8-1)

Date	Opponent	Score	W/L
3/23	at Ft. Benning	5-0	L
3/26	at Ft. Benning	3-2	W
3/28	PURDUE	7-2	W
3/29	PURDUE	6-1	L
4/1	DAYTONA BEACH	9-1	W
4/2	HAMILTON, ONTARIO	12-4	W
4/5	at Georgia Tech	4-2	L
4/6	at Georgia Tech	7-1	W
4/10	at Oglethorpe	7-0	W
4/11	at Oglethorpe	7-3	W
4/12	GEORGIA	4-0	L
4/13	GEORGIA	14-3	L
4/16	at Lanett		T
4/17	at Godsden	6-5	W
4/20	GEORGIA TECH	2-0	W
4/22	at Georgia	6-5	L
4/22	at Georgia	11-6	W
4/27	at Calloway Mills	19-3	W
5/3	FLORIDA	2-1	W
5/4	FLORIDA	4-2	L
5/7	at Calloway Mills	17-4	W
5/9	at Lanett	19-12	W
5/10	OGLETHORPE	9-4	L
5/11	OGLETHORPE	12-7	W

1941 (12-11-1)

Date	Opponent	Score	W/L
3/27	PURDUE	13-1	W
3/28	PURDUE	2-0	L
3/30	PURDUE	8-3	W
3/31	MICHIGAN STATE	9-8	W
4/1	at Montgomery		L
4/3	INDIANA	11-7	L
4/4	INDIANA	3-2	W
4/10	at Oglethorpe	3-2	L
4/10	at Oglethorpe	1-1	T
4/11	at Georgia	30-4	L
4/12	at Georgia	8-3	L
4/16	GEORGIA TECH	5-3	L
4/17	GEORGIA TECH	7-4	L
4/18	GEORGIA	3-2	W
4/19	GEORGIA	10-9	W
4/23	DOTHAN	5-0	W
4/25	at Ft. Benning	10-7	L
4/26	at Ft. Benning	8-3	L
4/28	at Georgia Tech	8-4	W
4/29	at Georgia Tech	17-4	W
5/2	at Florida	10-9	W
5/3	at Florida	6-5	L
5/9	OGLETHORPE	6-1	W
5/10	OGLETHORPE	8-3	W

1942 (10-8)

Date	Opponent	Score	W/L
3/27	MICHIGAN STATE		L
4/1	at Oglethorpe	5-4	W
4/2	at Oglethorpe	7-5	L
4/3	at Georgia	8-4	L
4/4	at Georgia	8-3	W
4/10	GEORGIA TECH	7-1	W
4/11	GEORGIA TECH	8-4	W
4/17	GEORGIA	17-13	L
4/18	GEORGIA	7-3	L
4/20	at Georgia Tech	15-10	L
4/21	at Georgia Tech	11-9	W
4/24	at Ft. Benning	7-3	L
4/25	at Ft. Benning	9-7	W
5/1	MAXWELL FIELD	11-1	W
5/2	FT. BENNING	20-0	W
5/1	at Riverview	19-1	W
5/8	at Oglethorpe	4-1	W
5/9	at Oglethorpe	3-1	L

1943 (9-3)

Date	Opponent	Score	W/L
4/10	CHATTahooCHEE	19-1	W
4/11	at Gunter Field	3-1	L
4/16	at Georgia	14-3	W
4/17	at Georgia	6-5	L
4/18	FORT BENNING	12-4	W
4/23	GEORGIA	6-4	W
4/24	GEORGIA	5-4	W
4/28	GUNTER FIELD	9-4	W
5/1	FT. BENNING	15-2	W
	CHATTahooCHEE	7-4	W
5/6	at Acme	4-2	W
5/7	GUNTER FIELD	11-9	L



YEAR-BY-YEAR RESULTS (1895-1948)

1946 (11-4)

Date	Opponent	Score	W/L
4/6	FT. BENNING	11-7	L
4/12	FLORIDA	3-1	W
4/13	FLORIDA	4-1	L
4/16	MIAMI	8-5	W
4/22	BRADLEY	8-5	W
4/26	at Georgia		L
4/27	at Georgia	6-5	L
4/29	at Florida	7-1	W
4/30	at Florida	8-3	W
5/3	at Miami	1-0	W
5/4	at Miami	11-7	W
5/11	at Phenix City	13-0	W
5/18	at Maxwell AFB	4-2	W
5/27	GEORGIA	5-2	W
5/28	GEORGIA	4-3	W

1947 (17-7)

Date	Opponent	Score	W/L
4/9	MERCER	16-3	W
4/10	MERCER		W
4/12	MAXWELL FIELD		W
4/16	at Mississippi State	4-0	L
4/17	at Mississippi	6-1	W
4/25	FLORIDA	3-1	W
4/26	FLORIDA	7-3	W
	Tallahadega		W
	Tallahadega		W
5/6	at Georgia	11-7	W
5/7	at Georgia	10-9	L
5/10	MISSISSIPPI STATE	7-1	L
5/11	MISSISSIPPI STATE	9-6	L
5/12	at Florida	18-7	W
5/13	at Florida	9-2	W
5/19	GEORGIA TECH	8-4	W
5/20	GEORGIA TECH	17-4	W
5/22	GEORGIA	3-0	W
5/23	GEORGIA		W
5/26	at Georgia Tech	12-2	L
5/27	at Georgia Tech	14-5	W
	Maxwell Field		W
6/7	vs. Clemson	8-3	L
6/8	vs. Virginia	3-0	L

1948 (16-9)
SEC EAST CHAMPIONS
SEC RUNNER UP

Date	Opponent	Score	W/L
3/27	FT. BENNING	14-11	W
3/29	MISSISSIPPI	6-0	W
3/30	MISSISSIPPI	7-4	L
4/3	TENNESSEE	13-6	W
4/4	TENNESSEE	6-0	W
4/10	GEORGIA	10-2	L
	Valley	6-2	L
4/17	at Georgia Tech	17-4	W
4/18	at Georgia Tech	10-8	L
4/20	MIGNON MILLS	6-3	W
4/21	FLORIDA	12-1	W
4/22	FLORIDA	9-5	W
4/27	at Tennessee	14-0	W
4/28	at Tennessee	12-4	W
5/7	at Georgia	6-1	W
5/8	at Georgia	5-4	W
5/14	VANDERBILT	4-1	W
5/15	VANDERBILT	9-7	W
5/17	GEORGIA TECH	13-8	L
5/18	GEORGIA TECH	12-6	L
5/21	at Vanderbilt	7-3	W
5/22	at Vanderbilt	13-0	W
5/27	at Miss. State	7-5	L
5/28	at Miss. State	4-3	L
5/31	Miss. State	4-3	L





YEAR-BY-YEAR RESULTS & TEAM STATS

Date	Opponent	Score	W/L
3/30	at Mercer	4-1	W
3/31	at Montgomery Rebels	0-8	L
4/1	at Opelika	11-9	W
4/8	* GEORGIA	5-4	W
4/9	* GEORGIA	2-4	L
4/15	* GEORGIA TECH	12-8	W
4/16	* GEORGIA TECH	3-5	L
4/19	* at Georgia	0-15	L
4/20	* at Georgia	8-4	W
4/25	* at Georgia Tech	2-8	L
4/26	* at Georgia Tech	4-3	W
4/30	* VANDERBILT	1-6	L
4/30	* VANDERBILT	3-2	W
5/6	* at Florida	4-8	L
5/7	* at Florida	2-1	W
5/13	* at Alabama	3-4	L
5/14	* at Alabama	7-20	L
5/20	* ALABAMA	3-12	L
5/21	* ALABAMA	0-4	L

1949 • 9-10, 6-10 SEC
Head Coach: Johnny Williamson (1949-50)

Player	AVG	GP	AB	R	H	2B	3B	HR	RBI	BB	SAC	SB
Emmett McAfee	.306	16	49	6	15	2	1	0	6	5	0	0
Dick Hahn	.300	10	20	1	6	3	0	0	3	0	0	1
Julian Mock	.286	17	42	8	12	1	1	0	5	10	2	1
Jack Rucker	.258	19	62	10	16	1	0	1	9	7	0	2
Charlie Gilbert	.230	19	65	10	15	0	2	2	6	9	2	6
Dick Webb	.216	19	74	8	16	3	1	0	5	12	2	0
Joe Sterling	.202	19	54	8	12	2	1	0	4	7	1	2
George Hill	.190	8	21	0	4	0	0	0	0	2	0	0
Billy Fleming	.185	12	27	4	5	0	0	0	1	4	0	0
Travis Tidwell	.175	19	63	5	11	3	0	1	3	6	0	2
Erskine Russell	.154	19	65	9	10	0	1	0	1	10	0	7
Dennis Kinlaw	.333	4	6	1	2	0	0	0	0	1	0	0
Hubert Finlayson	.286	5	7	1	2	1	0	0	1	1	0	0
Jack Maxwell	.273	6	11	0	3	0	0	0	1	0	1	0
Bill Letchworth	.214	5	14	2	3	0	1	0	6	2	1	0
Jacko Norton	.154	5	13	1	2	0	0	0	1	2	1	1
Ed Whitsett	.000	3	5	0	0	0	0	0	0	0	1	0
TOTALS	.224	19	598	74	134	20	8	4	52	78	12	22

Player	FRA	W-L	APP	IP	H	R	BB	SO
Bill Letchworth	3.45	4-1	5	26.0	21	15	11	12
George Hill	3.74	3-3	7	57.2	58	25	18	41
Jack Maxwell	4.41	2-2	6	32.2	41	8	17	25
Hubert Finlayson	7.83	0-2	5	19.1	21	35	13	13
Dennis Kinlaw	7.97	0-2	5	20.1	15	31	20	12
TOTALS	5.48	9-10	19	156.0	156	114	79	103

Date	Opponent	Score	W/L
3/20	Tampa	6-4	W
3/21	Florida Southern	16-1	W
3/24	* at Florida	6-7	L
3/25	* at Florida	4-14	L
3/31	MERCER	1-2	L
4/1	at Mercer	10-5	W
4/7	* GEORGIA	5-8	L
4/8	* GEORGIA	3-5	L
4/12	at Opelika	8-4	W
4/14	* GEORGIA TECH	9-5	W
4/15	* GEORGIA TECH	8-9	L
4/19	at Opelika	5-6	L
4/21	* at Georgia	1-11	L
4/22	* at Georgia	10-7	W
4/26	* FLORIDA	5-4	W
4/27	* FLORIDA	3-5	L
5/3	* ALABAMA	1-17	L
5/4	* ALABAMA	0-17	L
5/5	* at Georgia Tech	4-8	L
5/6	* at Georgia Tech	8-3	W
5/13	* at Alabama	7-9	L
5/15	* at Vanderbilt	16-4	W
5/16	* at Vanderbilt	12-3	W
5/19	* VANDERBILT	9-4	W
5/20	* VANDERBILT	12-4	W

1950 • 12-13, 8-11 SEC
Head Coach: Johnny Williamson

Player	AVG	GP	AB	R	H	2B	3B	HR	RBI	BB	SAC	SB
Ray Dean	.339	25	109	22	37	4	3	0	11	16	2	12
Dan Gilmore	.337	23	89	14	30	5	0	0	16	7	3	2
Dick Webb	.330	25	103	21	34	2	1	0	13	20	1	16
Bill Logan	.311	17	45	9	14	4	0	1	9	2	1	6
George Hill	.304	10	23	4	7	0	0	0	3	3	2	0
Gene Hoehle	.301	17	63	3	19	3	0	1	11	3	0	0
Joe Sterling	.293	25	92	17	27	6	1	0	13	12	3	6
Julian Mock	.288	23	66	11	19	2	0	0	8	18	1	1
Harvey Comp	.275	24	80	8	22	2	1	0	15	7	3	2
Bill Tucker	.265	17	49	5	13	2	0	0	6	4	2	1
Charlie Gilbert	.250	23	84	21	21	2	1	1	7	17	0	17
Jimmy Cole	1.000	1	1	1	1	0	0	0	1	0	0	0
Bill Letchworth	.250	7	20	0	5	0	1	0	6	0	1	0
Bill Fleming	.143	7	14	2	2	0	0	0	0	2	1	0
John Tisdale	.250	2	4	1	1	0	0	0	0	0	0	0
Ernest Baker	.444	7	9	3	3	0	0	0	1	0	0	0
Ernie Snow	.250	8	8	2	2	0	0	0	0	1	0	0
Jacko Norton	.143	6	7	4	1	0	0	0	0	3	1	1
Hubert Finlayson	.111	10	9	0	1	0	0	0	0	0	1	0
James Birchfield	.000	1	1	0	0	0	0	0	0	0	0	0
Earl Pearce	.000	1	0	0	0	0	0	0	0	0	0	0
Bill Christian	.000	2	0	0	0	0	0	0	0	0	0	0
John Meredith	.000	2	1	0	0	0	0	0	0	0	0	0
Verdo Elmore	.000	2	0	0	0	0	0	0	0	1	0	0
Bill McMurry	.000	2	1	1	0	0	0	0	0	0	0	0
TOTALS	.254	25	878	150	258	32	8	3	121	116	21	64

Player	FRA	W-L	APP	IP	H	R	BB	SO
Bill Letchworth	1.80	2-4	7	50.0	29	8	27	46
Ernie Snow	3.24	2-2	8	25.0	28	9	16	17
Ernest Baker	3.38	1-0	6	18.2	8	7	8	13
Hubert Finlayson	4.60	2-0	9	29.1	23	15	14	20
George Hill	4.77	4-3	10	56.2	47	30	37	29
Gene Hoehle	8.73	1-4	5	33.2	42	33	38	27
James Birchfield	0.00	0-0	1	3.0	2	0	1	3
Jimmy Cole	18.00	0-0	1	1.0	0	2	1	1
Earl Pearce	0.00	0-0	1	0.1	1	0	0	0
TOTALS	6.24	12-13	25	217.2	180	104	142	156

Date	Opponent	Score	W/L
3/24	B'HAM-SOUTHERN	15-2	W
3/27	MERCER	16-0	W
3/28	at Mercer	29-22	W
3/30	* GEORGIA TECH	23-2	W
3/31	* GEORGIA TECH	9-11	L
4/4	* at Tulane	5-7	L
4/5	* at Tulane	8-4	W
4/6	* at LSU	2-5	L
4/7	* at LSU	0-3	L
4/11	at Opelika	17-8	W
4/13	MONTGOMERY	2-8	L
4/14	at Montgomery	2-8	L
4/16	at Opelika	7-4	W
4/18	* at Alabama	4-5	L
4/21	at Lanett	5-14	L
4/23	* GEORGIA	4-8	L
4/24	* GEORGIA	15-5	W
4/28	* at Georgia Tech	6-1	W
4/30	* ALABAMA	5-6	L
5/1	* ALABAMA	2-0	W
5/2	at B'ham-Southern	6-4	W
5/4	* at Florida	10-2	W
5/5	* at Florida	5-19	L
5/11	* FLORIDA	7-5	W
5/12	* FLORIDA	8-1	W

1951 • 14-11, 8-8 SEC
Head Coach: Dick McGowen (1951-57)

Player	AVG	AB	R	H	2B	3B	HR	RBI
Dick Webb	.359	106	28	38	10	1	1	11
Vince Robison	.356	59	6	21	1	1	2	12
Harvey Comp	.355	62	15	22	1	1	0	6
Julian Mock	.352	91	31	32	8	3	1	14
George Hill	.333	12	5	4	1	0	0	3
Ray Dean	.320	106	33	34	2	0	2	13
Gene Hoehle	.306	36	8	11	3	0	1	4
Jake Jones	.266	90	19	24	6	0	0	23
Charlie Gilbert	.244	86	17	21	1	2	5	21
Bill Logan	.238	101	22	24	2	2	1	20
Jack Rucker	.234	47	8	11	2	1	0	10
Dave Brown	.225	40	12	9	1	0	1	12
Earl Pearce	.600	5	1	3	0	1	0	0
Jim Lockard	.500	2	1	1	1	0	0	0
Jim Wolley	.250	16	1	4	0	0	0	3
Fred Duart	.200	5	0	1	0	0	0	0
Dick McMurry	.200	15	1	3	2	0	1	4
Bill Letchworth	.194	36	4	7	0	0	1	7
Henry Snow	.000	1	0	0	0	0	0	0
TOTALS	.291	916	212	270	40	12	16	163

Player	FRA	W-L	APP	IP	H	R	SO
Bill Letchworth	3.60	6-6	12	92.2	62	37	78
George Hill	5.28	2-2	8	44.1	51	26	23
Gene Hoehle	7.85	4-2	9	55.0	56	48	47
Earl Pearce	7.96	1-0	3	11.1	9	10	10
Fred Duart	9.82	1-1	2	11.0	10	12	4
Jim Lockard	15.73	0-0	3	10.1	13	18	8
James Birchfield	34.60	0-0	1	1.1	3	5	0
TOTALS	6.24	14-11	25	225.0	204	156	170



YEAR-BY-YEAR RESULTS & TEAM STATS

Table with columns: Date, Opponent, Score, W/L. Lists game results from 3/22 to 5/14.

1952 • 13-11-2, 10-8-2 SEC Head Coach: Dick McGowen (1951-57). Player stats table with columns: Player, AVG, GP, AB, R, H, 2B, 3B, HR, RBI, BB, SO, SB. Includes totals for Auburn and opponents.

Table with columns: Date, Opponent, Score, W/L. Lists game results from 3/21 to 5/9.

1953 • 9-12, 6-12 SEC Head Coach: Dick McGowen (1951-57). Player stats table with columns: Player, AVG, GP, AB, R, H, 2B, 3B, HR, RBI, FRA, W-L, APP, IP, H, R, ER, BB, SO. Includes totals for Auburn and opponents.

Table with columns: Date, Opponent, Score, W/L. Lists game results from 3/8 to 5/8.

1954 • 17-5, 8-5 SEC Head Coach: Dick McGowen (1951-57). Player stats table with columns: Player, AVG, GP, AB, R, H, 2B, 3B, HR, RBI, FRA, W-L, APP, IP, H, R, ER, BB, SO. Includes totals for Auburn and opponents.





YEAR-BY-YEAR RESULTS & TEAM STATS

Date	Opponent	Score	W/L
3/25	FORT BENNING	8-4	W
3/25	SAMFORD	6-4	W
3/26	at Mercer	3-5	L
3/30	at Samford	10-6	W
4/1	* at Georgia Tech	3-5	L
4/2	* at Georgia Tech	7-3	W
4/4	MERCER	15-8	W
4/8	* VANDERBILT	12-2	W
4/9	* VANDERBILT	4-2	W
4/11	* GEORGIA	8-10	L
4/12	* GEORGIA	4-5	L
4/15	* at Vanderbilt	10-12	L
4/16	* at Vanderbilt	5-6	L
4/18	* at Georgia Tech	13-8	W
4/19	* at Georgia Tech	7-12	L
4/22	* FLORIDA	3-11	L
4/23	* FLORIDA	17-7	W
4/25	* at Georgia	8-14	L
4/26	* at Georgia	6-16	L
4/29	* at Florida	8-9	L
4/30	* at Florida	2-8	L
5/2	at Alabama	1-3	L
5/3	at Alabama	2-10	L
5/6	ALABAMA	6-14	L
5/7	ALABAMA	6-9	L

1955 • 9-16, 5-11 SEC Head Coach: Dick McGowen (1951-57)

Player	AVG	GP	AB	R	H	2B	3B	HR	RBI
Doug Dickey	.380	25	105	20	40	7	3	0	23
Guy Young	.321	25	112	30	36	4	0	3	16
Byrd Whigham	.321	25	109	31	35	5	0	1	15
Howell Tubbs	.313	25	102	23	32	3	0	2	20
Gordon Swordsma	.302	19	43	4	13	3	0	0	6
Alton Shell	.287	19	66	10	19	6	0	0	12
Ben Dolson	.264	17	53	7	14	0	0	0	10
Jimmy Powell	.220	19	59	10	13	2	0	0	12
Reuben Finney	.204	16	44	9	9	1	2	0	1
Bill Burbank	.192	16	52	10	10	4	0	1	9
Jim Pyburn	.455	9	33	6	15	5	0	1	14
Jack Ramsey	.333	7	3	2	1	0	0	0	1
Paul Susce	.290	13	31	3	9	1	0	1	6
Henry Sturkie	.214	13	28	3	6	1	2	0	6
Hugh Bandy	.200	9	5	0	1	0	0	0	1
Herbie Pearce	.125	8	16	1	2	0	0	0	0
Wynton Overstreet	.050	10	20	3	1	0	0	0	1
Tom McClendon	.000	4	4	0	0	0	0	0	0
Dave Couthen	.000	2	3	0	0	0	0	0	0
Bill Ward	.000	1	0	0	0	0	0	0	0
Lee Wingham	.000	1	2	0	0	0	0	0	0
TOTALS	.288	25	890	172	256	42	7	9	153

Player	ERA	W-L	APP	IP	H	R	BB	SO
Paul Susce	2.6	13	74.0	86	67	47	70	
Herbie Pearce	3.2	7	46.2	47	32	17	21	
Wynton Overstreet	3.4	10	46.1	54	43	25	28	
Hugh Bandy	0.2	9	21.2	29	29	12	5	
Jack Ramsey	1.1	7	15.2	20	7	8	5	
Tom McClendon	0.1	4	10.1	13	12	9	4	
Bill Ward	0.0	1	1.0	0	1	1	0	
TOTALS	9-16	25	215.2	249	191	119	133	

Date	Opponent	Score	W/L
3/17	at Florida Southern	10-7	W
3/23	* at Georgia	3-8	L
3/24	* at Georgia	3-1	W
3/24	* at Georgia	1-2	L
3/27	MERCER	21-4	W
3/30	* TENNESSEE	4-12	L
3/31	* TENNESSEE	2-0	W
3/31	* TENNESSEE	4-6	L
4/7	at Mercer	10-4	W
4/13	* FLORIDA	11-0	W
4/14	* FLORIDA	0-4	L
4/16	ALABAMA	11-13	L
4/17	ALABAMA	11-13	L
4/20	* at Kentucky	25-6	W
4/21	* at Kentucky	19-10	W
4/21	* at Kentucky	10-5	W
4/27	* GEORGIA TECH	1-0	W
4/28	* GEORGIA TECH	9-3	W
4/28	* GEORGIA TECH	1-10	L
5/4	* at Florida	0-3	L
5/5	* at Florida	5-1	W
5/8	at Alabama	1-6	L
5/8	at Alabama	2-4	L

1956 • 12-11, 9-7 SEC Head Coach: Dick McGowen (1951-57)

Player	AVG	GP	AB	R	H	2B	3B	HR	RBI	SB
Alton Shell	.380	23	92	24	35	4	3	1	20	12
Jack Crouch	.347	21	72	12	25	5	2	0	14	0
L.F. Lanier	.302	15	43	7	13	3	0	0	11	0
Billy Robertson	.287	23	80	29	23	5	1	1	23	20
Jimmy Laster	.272	14	44	7	12	1	0	0	4	6
Doyle Pair	.272	14	33	7	9	2	1	0	6	3
Jimmy Powell	.242	22	66	16	16	1	3	2	16	2
Guy Young	.237	23	97	17	23	0	0	0	1	2
Howell Tubbs	.216	23	83	17	18	2	1	5	20	2
Gordon Swordsma	.207	18	53	12	11	0	0	2	6	2
Paul Hemphill	1.000	1	1	1	1	0	0	0	1	0
Paul Susce	.321	10	28	4	9	2	0	1	8	0
Pat Duke	.235	11	17	3	4	0	0	0	5	2
John Martin	.200	7	5	5	1	0	0	0	1	0
Herbie Pearce	.142	8	14	0	2	0	0	0	1	0
Hindman Wall	.105	10	19	2	2	0	1	0	3	0
Wynton Overstreet	.000	7	9	2	0	0	0	0	1	0
Harold Keener	.000	2	0	0	0	0	0	0	0	0
TOTALS	.269	23	756	165	204	25	12	12	141	54

Player	ERA	W-L	APP	IP	H	R	ER	BB	SO
Paul Susce	2.44	7-3	10	73.2	66	33	20	35	56
John Martin	2.84	2-0	7	19.0	14	8	6	12	13
Herbie Pearce	3.18	2-2	8	39.2	43	24	14	13	15
Doyle Pair	5.21	1-1	6	19.0	29	19	11	11	12
Wynton Overstreet	8.44	0-5	7	26.2	31	36	25	31	17
Howell Tubbs	0.00	0-0	4	9.0	6	2	0	4	4
Harold Keener	3.00	0-0	2	3.0	2	1	1	5	1
TOTALS	4.06	12-11	23	170.2	191	123	77	111	118

Date	Opponent	Score	W/L
3/19	at Florida State	2-8	L
3/20	at Florida State	5-10	L
3/23	* GEORGIA	7-3	W
3/23	* GEORGIA	11-0	W
3/29	* at Tennessee	11-1	W
3/30	* at Tennessee	4-0	W
3/30	* at Tennessee	7-3	W
4/2	SAMFORD	8-1	W
4/6	at Mercer	14-1	W
4/9	MERCER	15-5	W
4/12	* at Florida	0-1	L
4/13	* at Florida	8-6	W
4/19	* KENTUCKY	12-5	W
4/20	* KENTUCKY	1-0	W
4/20	* KENTUCKY	10-8	W
4/22	FLORIDA STATE	10-9	W
4/23	FLORIDA STATE	4-10	L
4/27	* at Georgia Tech	1-2	L
4/27	* at Georgia Tech	3-2	W
4/29	* at Georgia Tech	7-8	L
4/30	at Alabama	11-8	W
5/4	at Alabama	4-8	L
5/4	* FLORIDA	1-2	L
5/6	* FLORIDA	7-5	W
5/6	ALABAMA	6-16	L
5/7	ALABAMA	7-10	L

1957 • 16-10, 11-4 SEC Head Coach: Dick McGowen (1951-57)

Player	AVG	GP	AB	R	H	2B	3B	HR	RBI	SB
L.F. Lanier	.372	26	94	25	35	3	2	0	16	5
Rex Frederick	.360	26	89	18	32	2	3	2	26	1
Billy Ray Roberson	.317	26	104	19	33	8	1	1	21	8
Jackie Burkett	.308	20	52	11	16	2	2	2	10	0
Pate Duke	.305	20	59	14	18	1	0	2	10	0
Jack Crouch	.304	26	102	19	31	3	2	1	11	2
Bob James	.259	25	85	12	22	3	1	0	9	0
Lloyd Nix	.232	26	112	20	26	4	1	2	20	2
Tommy Lorio	.200	14	30	9	6	1	1	0	6	1
Jimmy Laster	.700	14	10	7	7	0	0	0	1	2
Fred McDuffie	.357	11	14	3	5	0	0	0	2	0
Gerald George	.320	14	25	3	8	1	0	0	7	1
Charlie Carlen	.286	8	7	3	2	1	0	0	0	2
Monty Savage	.280	15	25	6	7	0	0	0	5	0
Herbie Pearce	.250	6	8	2	2	1	0	0	3	0
Henry Dumas	.222	9	18	0	4	0	0	0	5	0
John Martin	.200	4	5	1	1	0	0	0	1	0
Wynton Overstreet	.188	8	16	0	3	0	0	0	1	0
Bill Cawthorne	.167	7	12	2	2	0	0	0	0	0
Tommy Watts	.100	6	10	0	1	0	0	0	0	0
Horace Williams	.000	4	5	0	0	0	0	0	0	0
Richard Wood	.000	4	4	0	0	0	0	0	0	0
Bill Long	.000	2	2	0	0	0	0	0	0	0
Paul Hemphill	.000	1	1	0	0	0	0	0	0	0
TOTALS	.292	26	889	176	261	29	13	10	154	24

Player	ERA	W-L	APP	IP	H	R	ER	BB	SO
Fred McDuffie	2.08	4-3	11	39.0	37	15	9	12	29
Herbie Pearce	2.25	2-1	6	28.0	30	15	7	12	30
Wynton Overstreet	3.00	4-2	8	39.0	30	16	13	17	34
Richard Wood	3.00	0-0	4	12.0	12	6	4	7	9
Henry Dumas	3.68	4-2	9	44.0	38	25	18	26	29
Bill Cawthorne	4.00	1-0	7	27.0	35	21	12	10	11
John Martin	4.50	0-1	4	12.0	14	8	6	9	5
Tommy Watts	4.70	1-1	6	21.0	32	26	11	13	7
TOTALS	3.24	16-10	26	222.0	228	132	80	106	144



YEAR-BY-YEAR RESULTS & TEAM STATS

SEC CHAMPIONS SEC EAST CHAMPIONS

Table with columns: Date, Opponent, Score, W/L. Rows include games against Florida State, Georgia Tech, Alabama, and Florida.

1958 • 17-8, 12-3 SEC Head Coach: Joe Connelly (1958)

Player statistics table for 1958. Columns: Player, AVG, GP, AB, R, H, 2B, 3B, HR, RBI, SB. Includes totals for the team.

SEC CHAMPIONS SEC EAST CHAMPIONS

Table with columns: Date, Opponent, Score, W/L. Rows include games against Spring Hill, Florida State, Georgia, and Alabama.

1959 • 15-11-1, 8-4 SEC Head Coach: Erk Russell (1959-62)

Player statistics table for 1959. Columns: Player, AVG, GP, AB, R, H, 2B, 3B, HR, RBI, SB. Includes totals for the team.

SEC CHAMPIONS SEC EAST CHAMPIONS

Table with columns: Date, Opponent, Score, W/L. Rows include games against Florida State, Georgia Tech, Alabama, and Florida.

1960 • 15-8, 10-6 SEC Head Coach: Erk Russell (1959-62)

Player statistics table for 1960. Columns: Player, AVG, GP, AB, R, H, 2B, 3B, HR, RBI, SB. Includes totals for the team.





YEAR-BY-YEAR RESULTS & TEAM STATS

•SEC EAST CHAMPIONS•				
Date	Opponent	Score	W/L	
3/16	HOWARD	3-4	L	
3/20	at Florida State	1-10	L	
3/21	at Florida State	9-10	L	
3/21	at Florida State	15-5	W	
3/24	* at Florida	7-6	W	
3/25	* at Florida	0-10	L	
4/1	* at Georgia Tech	7-6	W	
4/1	* at Georgia Tech	12-10	W	
4/5	* TENNESSEE	17-1	W	
4/6	* TENNESSEE	3-10	L	
4/7	* KENTUCKY	17-4	W	
4/8	* KENTUCKY [12]	7-5	W	
4/10	at Howard	12-6	W	
4/14	* GEORGIA	6-4	W	
4/15	* GEORGIA 5	0-2	L	
4/17	* at Vanderbilt	2-4	L	
4/18	* at Vanderbilt	10-0	W	
4/21	* GEORGIA TECH	24-13	W	
4/22	* GEORGIA TECH	9-5	W	
4/28	* at Florida	10-9	W	
4/29	* at Florida	5-6	L	
5/5	* at Georgia	2-1	W	
5/6	* at Georgia	4-9	L	
5/10	# LSU	3-4	L	
5/12	# at LSU [11]	5-6	L	
#	SEC Playoff (2nd)			

1961 • 14-11, 12-6 SEC
Head Coach: Erk Russell (1959-62)

Player	AVG	GP	AB	R	H	2B	3B	HR	RBI	BB	SB
Jim Douglas	.353	25	102	32	36	4	1	0	10	29	2
Wayne Fowler	.337	24	101	21	34	2	3	5	32	12	2
Larry Nichols	.330	25	100	31	33	9	5	7	39	20	4
Jim Hudson	.320	24	75	11	24	3	1	3	18	20	1
Joe Woods	.295	14	44	8	13	2	0	1	8	10	0
Jack Anderson	.281	25	96	29	27	2	1	1	16	20	2
Benny Catchings	.281	25	96	14	27	6	0	0	15	13	2
Jack Bludworth	.241	24	87	21	21	5	2	4	22	13	1
Vic Svetlay	.206	10	34	4	7	1	0	1	8	5	0
Larry Dempsey	.333	3	3	0	1	0	0	0	0	0	0
Mack Whitaker	.286	6	14	1	4	0	0	0	1	0	0
Porter Gilbert	.286	5	7	2	2	1	0	0	0	0	0
Bo Davis	.269	11	26	2	7	1	0	0	4	0	0
John McCree	.250	7	4	1	1	0	0	0	0	3	0
Jim Shirley	.188	13	16	5	3	0	0	0	0	2	0
Bill Breakfield	.172	14	29	3	5	0	0	0	3	3	0
Jim Boyd	.160	10	25	4	4	1	0	0	0	1	0
Gayden White	.000	2	3	1	0	0	0	0	0	0	0
Bob Garrison	.000	7	1	0	0	0	0	0	0	0	0
TOTALS	.289	25	863	190	249	37	13	22	196	151	14

Player	ERA	W-L	APP	IP	H	R	ER	BB	SO
Jim Boyd	3.51	5-1	10	71.0	64	43	28	38	44
Mack Whitaker	4.02	2-2	7	35.0	36	18	15	16	18
Jim Shirley	4.17	2-2	13	50.0	63	34	23	18	33
Bill Breakfield	4.72	3-2	8	32.2	35	22	17	20	19
Porter Gilbert	7.44	1-3	5	13.2	21	19	11	11	6
Bob Garrison	0.00	0-0	2	1.0	2	4	0	3	0
Gayden White	2.23	1-0	2	8.0	3	2	2	5	3
Ken Tucker	8.26	0-1	2	4.2	6	4	4	3	4
Larry Dempsey	8.36	0-1	1	4.0	5	4	3	6	2
TOTALS	4.21	14-11	25	220.0	235	150	103	120	129

Date	Opponent	Score	W/L	
3/16	at Florida State	12-7	W	
3/17	at Florida State	10-2	W	
3/20	* VANDERBILT	13-3	W	
3/23	* GEORGIA TECH	9-1	W	
3/24	* GEORGIA TECH	3-2	W	
3/30	* at Georgia Tech	8-6	W	
4/6	* at Florida	4-5	L	
4/7	* at Florida	8-9	L	
4/9	FLORIDA STATE	7-6	W	
4/10	FLORIDA STATE	5-3	W	
4/13	* at Georgia	4-6	L	
4/14	* at Georgia	2-1	W	
4/20	* FLORIDA	7-3	W	
4/21	* FLORIDA	2-1	W	
4/25	* at Tennessee	4-1	W	
4/26	* at Tennessee	1-3	L	
4/29	* at Kentucky	5-0	W	
4/30	* at Kentucky	4-7	L	
5/2	at Alabama [10]	6-7	L	
5/4	* GEORGIA	5-3	W	
5/5	* GEORGIA	12-6	W	
5/7	ALABAMA	5-11	L	

1962 • 15-7, 11-5 SEC
Head Coach: Erk Russell (1959-62)

Player	AVG	AB	R	H	2B	3B	HR	RBI	BB	SB
Larry Nichols	.412	85	27	35	11	2	4	32	19	0
Otis Bibb	.333	90	27	30	1	3	2	7	13	0
Wayne Fowler	.322	90	14	29	4	1	4	32	15	1
Larry Dempsey	.262	84	7	22	3	0	1	15	5	0
Porter Gilbert	.255	47	7	12	1	0	0	8	9	0
Bill Breakfield	.237	76	10	18	1	1	4	15	16	0
Vic Svetlay	.237	76	14	18	2	0	1	11	21	0
Richard Seaman	.206	34	7	7	2	0	0	5	3	0
Jimmy Martin	.186	86	20	16	5	1	0	9	20	0
Jim Boyd	.269	26	4	7	0	0	1	5	3	0
Tandy Gerelds	.222	9	1	2	0	0	0	0	0	0
Gayden White	.200	15	3	3	1	0	0	1	0	0
Wayne Ozment	.200	5	1	1	0	0	0	1	0	0
Joe Overton	.167	18	2	2	1	0	0	1	1	0
Dennis McDuffie	.000	12	1	0	0	0	0	0	3	0
George Nichols	.000	4	1	0	0	0	0	0	1	0
Bob Schremsber	.000	1	0	0	0	0	0	0	0	0
TOTALS	.268	758	146	203	32	8	17	142	129	1

Player	ERA	W-L	APP	IP	H	R	ER	BB	SO
Larry Dempsey	1.80	3-0	30.0	29	6	14	18		
Joe Overton	2.09	5-1	56.0	46	13	28	38		
Gayden White	2.77	2-3	44.0	43	14	22	42		
Jim Boyd	2.86	5-3	63.0	54	20	29	54		
George Nichols	2.00	0-0	9.0	8	2	12	8		
Bob Schremsber	6.03	0-0	3.0	6	2	3	0		
TOTALS	2.50	15-7	205.0	186	57	108	160		

•SEC CHAMPIONS•				
•SEC EAST CHAMPIONS•				
•DISTRICT 3 REGIONAL•				
Date	Opponent	Score	W/L	
3/16	Florida State	1-2	L	
3/18	Florida State	3-8	L	
3/22	* Georgia	11-0	W	
3/23	* Georgia	5-4	W	
3/25	Florida State	1-5	L	
3/26	Florida State	7-9	L	
3/29	* at Georgia Tech	5-3	W	
3/30	* at Georgia Tech	11-3	W	
4/5	* at Florida	1-2	L	
4/6	* at Florida	3-12	L	
4/9	* GEORGIA TECH	4-0	W	
4/10	* GEORGIA TECH	6-4	W	
4/12	* Kentucky	13-6	W	
4/13	* Kentucky	14-2	W	
4/19	* Vanderbilt	5-3	W	
4/20	* Vanderbilt	14-6	W	
4/26	* FLORIDA	7-5	W	
4/27	* FLORIDA	9-2	W	
5/1	* Georgia	4-6	L	
5/1	* Georgia	5-3	W	
5/3	* Tennessee	5-0	W	
5/4	* Tennessee	3-2	W	
5/8	# at Ole Miss	6-7	L	
5/10	# OLE MISS	7-4	W	
5/11	# OLE MISS	6-2	W	
5/29	! West Virginia	1-2	L	
5/30	! Florida State	3-4	L	
#	SEC Playoff (1st); ! NCAA Dist. 3 (Gastonia, NC - 4th)			

1963 • 17-8, 15-3 SEC
Head Coach: Paul Nix (1963-84)

Player	AVG	AB	R	H	2B	3B	HR	RBI	BB	SB
Jimmy Barfield	.363	80	16	29	5	3	1	13	11	
Mallon Kent	.339	56	13	19	5	4	0	11	1	
Jim Bachus	.321	81	27	26	2	2	2	16	13	
Tandy Gerelds	.270	37	2	10	0	0	0	6	0	
Vic Svetlay	.266	79	15	21	6	1	0	17	0	
Jimmy Martin	.237	93	23	22	1	3	0	12	11	
Otis Bibb	.232	99	21	23	4	0	0	9	6	
Larry Dempsey	.226	93	8	21	3	2	1	23	5	
Dink Haire	.225	40	7	9	1	1	1	4	4	
Wayne Fowler	.190	63	9	12	3	0	1	7	2	
Joe Overton	.395	38	8	15	5	0	0	5	0	
George Nichols	.281	23	3	6	1	0	1	1	0	
Reagan Gilbert	.250	4	1	1	0	0	0	1	1	
Bill Turberville	.200	5	0	1	0	0	0	0	0	
Gayden White	.200	5	1	1	0	0	1	3	0	
Richard Seaman	.150	20	2	3	0	0	0	1	1	
Jerry Lewter	.166	6	0	1	0	0	0	1	0	
TOTALS	.268	822	156	220	36	16	8	130	55	

Player	ERA	W-L	APP	IP	H	R	ER	BB	SO
Joe Overton	1.54	9-2	101.1	61	24	18	31	101	
Jerry Lewter	2.66	3-1	27.0	17	11	8	13	19	
Jimmy Crysel	4.54	1-1	10.0	5	8	5	10	7	
George Nichols	6.77	4-4	61.0	58	41	38	37	46	
Gayden White	8.66	0-0	13.2	17	14	13	12	16	
TOTALS	3.46	17-8	213.0	158	98	82	103	189	



YEAR-BY-YEAR RESULTS & TEAM STATS

SEC EAST CHAMPIONS

Table with columns: Date, Opponent, Score, W/L. Lists game results from 3/17 to 5/16, including opponents like Huntington, Vanderbilt, Georgia, and Florida State.

1964 • 21-7, 13-5 SEC

Head Coach: Paul Nix (1963-84)

Player statistics for 1964 season. Columns include Player, AVG, AB, R, H, 2B, 3B, HR, RBI, SB. Lists players like Jimmy Barfield, Otis Bibb, Ronnie Baynes, etc.

SEC EAST CHAMPIONS

Table with columns: Date, Opponent, Score, W/L. Lists game results from 3/19 to 5/8, including opponents like Kentucky, Tennessee, Georgia, and Florida State.

1965 • 13-7, 10-3 SEC

Head Coach: Paul Nix (1963-84)

Player statistics for 1965 season. Columns include Player, AVG, AB, R, H, 2B, 3B, HR, RBI, SB. Lists players like Frank Fryer, Dink Haire, Pete McKenzie, etc.

SEC EAST CHAMPIONS

Table with columns: Date, Opponent, Score, W/L. Lists game results from 3/18 to 5/18, including opponents like Vanderbilt, Mississippi State, Florida, and Georgia Tech.

1966 • 14-12, 6-7 SEC

Head Coach: Paul Nix (1963-84)

Player statistics for 1966 season. Columns include Player, AVG, AB, R, H, 2B, 3B, HR, RBI, SB. Lists players like Frank Fryer, Scooby Long, Pete McKenzie, etc.

@ FSU Tournament (Tallahassee, FL)





YEAR-BY-YEAR RESULTS & TEAM STATS

•COLLEGE WORLD SERIES•
•SEC CHAMPIONS•
•SEC EAST CHAMPIONS•
•DISTRICT 3 REGIONAL CHAMPS•

Date	Opponent	Score	W/L
3/17	* at Florida	4-3	W
3/18	* at Florida	1-3	L
3/20	at Florida State	12-7	W
3/21	at Florida State	0-1	L
3/22	Springfield	3-6	L
3/24	at Spring Hill	13-3	W
3/25	at Spring Hill	6-5	W
3/28	ALABAMA	0-3	L
3/31	* GEORGIA	6-0	W
4/1	* GEORGIA	5-4	W
4/3	* at Vanderbilt	5-3	W
4/3	* at Vanderbilt	1-0	W
4/4	* at Vanderbilt	22-8	W
4/7	FLORIDA STATE	5-2	W
4/8	FLORIDA STATE	3-9	L
4/10	* KENTUCKY	2-0	W
4/10	* KENTUCKY	2-3	L
4/11	* KENTUCKY	4-1	W
4/15	at Georgia Tech	4-2	W
4/16	at Georgia Tech	9-6	W

Date	Opponent	Score	W/L
3/14	at Southern Miss	6-4	W
3/15	at Southern Miss	5-3	W
3/16	at South Alabama	1-2	L
3/18	at Spring Hill	7-4	W
3/19	at Spring Hill	11-0	W
3/23	* FLORIDA	1-2	L
3/23	* FLORIDA	3-2	W
3/29	* VANDERBILT	8-0	W
3/30	* VANDERBILT	7-1	W
3/30	* VANDERBILT	4-0	W
4/2	at Alabama	1-2	L
4/5	* at Florida	6-2	W
4/6	* at Florida	3-12	L
4/9	INDIANA STATE	10-1	W
4/10	INDIANA STATE	8-0	W
4/12	TULANE	4-2	W
4/13	TULANE	11-0	W
4/15	MIAMI, FLA.	7-5	W
4/16	MIAMI, FLA.	6-1	W
4/17	MERCER	4-3	W
4/18	* at Kentucky	4-5	L
4/18	* at Kentucky	9-16	L
4/20	* at Kentucky	0-3	L
4/22	at Florida State	1-2	L
4/23	at Florida State	3-7	L
4/26	* at Tennessee	4-3	W
4/30	ALABAMA	2-9	L
5/1	at Mercer	4-2	W
5/3	* at Georgia	8-2	W

Date	Opponent	Score	W/L
3/14	at Florida State	1-0	W
3/15	at Florida State	1-6	L
3/19	at Spring Hill	18-4	W
3/20	at Spring Hill	4-2	W
3/21	at South Alabama	0-2	L
3/22	at South Alabama	4-5	L
3/25	at Mercer	9-6	W
3/28	OGLETHORPE	2-3	L
3/29	OGLETHORPE	4-1	W
3/29	WEST GEORGIA	2-1	W
4/1	INDIANA STATE	17-1	W
4/4	* at Florida	4-8	L
4/5	* at Florida	2-3	L
4/11	* at Vanderbilt	6-7	L
4/12	* at Vanderbilt	2-1	W
4/12	* at Vanderbilt	0-1	L
4/15	at Alabama	1-2	L
4/18	* GEORGIA	7-3	W
4/19	* GEORGIA	3-5	L
4/21	JACKSONVILLE	19-1	W
4/22	JACKSONVILLE	2-0	W
4/25	* TENNESSEE	3-5	L
4/25	* TENNESSEE	11-7	W
4/26	* TENNESSEE	4-3	W
4/28	* KENTUCKY	2-4	L
4/28	* KENTUCKY	2-0	W
4/29	* KENTUCKY	12-2	W
5/2	* FLORIDA	1-5	L
5/3	* FLORIDA	9-3	W
5/6	ALABAMA	5-1	W
5/9	* at Georgia	2-7	L
5/10	* at Georgia	7-10	L

1967 • 32-10 15-2 SEC
Head Coach: Paul Nix (1963-84)

Player	AVG	AB	R	H	2B	3B	HR	RBI	BB	SB
Greg Golden	.346	130	31	45	7	2	0	12	31	3
Rick Countryman	.342	111	24	38	2	0	0	15	20	4
George Simmons	.322	152	27	49	4	2	2	29	20	6
Roy Cox	.313	131	22	41	7	1	4	19	12	4
Scotty Long	.280	172	31	49	7	1	11	45	11	5
Roger Boozer	.259	85	16	22	3	1	2	8	10	3
Pete McKenzie	.245	175	22	43	4	3	6	31	3	0
Johnny Straiton	.237	131	20	31	5	0	3	13	19	4
Frank Baldasore	.234	141	22	33	5	1	2	15	19	4
Ty Coppinger	.375	32	1	12	2	1	1	10	0	3
Mike Peden	.316	19	3	6	1	0	1	1	1	0
TOTALS	.289	1279	219	369	47	12	32	198	146	36

Player	ERA	W-L	APP	CG	IP	H	R	ER	BB	SO
Jim Blausen	1.55	5-5	15	7	104.0	65	33	18	38	68
Q.V. Lowe	1.67	15-10	20	10	128.0	88	35	24	39	123
Gene Collins	2.25	4-1	8	0	32.0	18	14	8	20	31
Rodney Wallace	2.25	0-1	6	0	16.0	21	16	4	11	11
Tommy Smith	2.60	4-0	15	1	45.0	32	16	13	22	39
George Simmons	3.18	1-0	2	1	14.0	16	5	5	8	9
Paul Boverst	3.21	2-2	8	1	35.0	31	24	15	30	31
TOTALS	2.09	32-10	74	21	374.0	271	145	87	168	312

4/17	at Mercer	4-3	W
4/21	* TENNESSEE	2-1	W
4/22	* TENNESSEE	4-2	W
4/22	* TENNESSEE	5-0	W
4/25	at Alabama	7-6	W
4/28	* FLORIDA	9-8	W
4/29	* FLORIDA	5-2	W
5/1	SPRING HILL	10-1	W
5/5	* at Georgia	1-0	W
5/6	* at Georgia	19-0	W
5/10	# at Ole Miss	2-1	W
5/12	# OLE MISS	9-6	W
5/19	GEORGIA TECH	8-12	L
5/20	GEORGIA TECH	8-6	W
6/2	! West Virginia	8-3	W
6/3	! Florida State	13-3	W
6/5	! Clemson	2-3	L
6/5	! Clemson	6-5	W
6/12	S Ohio State	1-0	W
6/13	S Stanford	3-6	L
6/14	S Rider	4-3	W
6/15	S Stanford	3-5	L
#	SEC Playoff (1st); ! NCAA Dist. 3 (Gastonia, NC - 1st); S NCAA CWS (Omaha, NE- T4th)		

1968 • 22-12 9-6 SEC
Head Coach: Paul Nix (1963-84)

Player	AVG	AB	R	H	2B	3B	HR	RBI	BB	SB
Frank Baldasore	.360	125	23	45	8	3	5	25	2	2
George Simmons	.340	94	10	32	4	0	1	21	5	3
Rick Countryman	.325	117	25	38	2	1	0	15	4	4
Ty Coppinger	.315	54	8	17	3	0	0	2	1	1
Johnny Straiton	.308	91	19	28	5	0	5	19	2	2
Dennis Womack	.286	49	4	14	0	0	1	7	0	0
Greg Golden	.283	113	25	32	4	0	1	4	2	2
Mike Peden	.271	85	13	23	5	0	5	17	0	0
Roger Boozer	.258	89	21	23	6	0	0	12	1	1
Larry Blakeney	.246	65	8	16	2	0	1	9	2	2
John Shaffer	.235	85	12	20	3	1	0	8	1	1
Rus Walker	.500	6	0	3	0	0	0	2	0	0
Earl Nance	.444	27	3	12	1	0	0	2	0	0
Gene Collins	.300	10	2	3	0	0	0	1	0	0
Tommy Smith	.200	25	4	5	0	0	0	1	0	0
Rodney Wallace	.154	13	0	2	0	0	0	0	0	0
Joe Hollis	.143	14	2	2	0	0	0	0	0	0
Joey Martin	.130	23	3	3	1	1	0	5	0	0
Paul Boverst	.000	3	0	0	0	0	0	0	0	0
Danny Little	.000	1	0	0	0	0	0	0	0	0
Don Corner	.000	1	0	0	0	0	0	0	0	0
Wick Warren	.000	1	0	0	0	0	0	0	0	0
TOTALS	.291	1091	182	318	44	4	19	150	18	18

Player	ERA	W-L	IP	H	R	ER	BB	SO
George Simmons	1.25	5-3	78.2	44	15	11	22	49
Tommy Smith	1.77	7-4	81.1	62	21	16	56	89
Earl Nance	2.59	5-3	59.1	41	25	17	48	65
Rodney Wallace	3.14	4-1	42.2	45	19	15	10	19
Gene Collins	6.50	1-1	18.1	25	20	13	13	6
Danny Little	4.50	0-0	7.2	6	4	4	3	4
Paul Boverst	18.00	0-0	1.0	1	2	2	1	0
Wick Warren	27.00	0-0	0.0	2	3	3	1	0
TOTALS	2.52	22-12	289.0	226	109	81	154	232

5/4	* at Georgia	3-4	L
5/10	* GEORGIA	7-6	W
5/11	* GEORGIA	8-1	W
5/13	FLORIDA STATE	2-3	L
5/14	FLORIDA STATE	18-1	W

1969 • 20-17 7-10 SEC
Head Coach: Paul Nix (1963-84)

Player	AVG	AB	R	H	2B	3B	HR	RBI	BB	SB
Andy Merchant	.405	67	15	27	3	2	1	8	1	1
John Shaffer	.317	123	20	39	4	0	1	15	7	7
Frank Baldasore	.315	111	30	35	5	1	2	20	17	1
Tommy Cason	.309	81	15	25	3	3	0	12	2	2
Dennis Womack	.301	113	24	34	11	0	1	22	7	7
Russ Walker	.283	120	14	34	6	1	0	15	7	5
Larry Blakeney	.270	111	16	30	5	0	0	16	5	7
Ty Coppinger	.264	53	10	14	1	0	0	4	1	1
Joey Martin	.255	51	5	13	0	1	1	9	2	2
Joe Hollis	.242	33	3	8	2	0	0	8	2	2
Ken Dempsey	.224	98	10	22	3	0	2	10	2	2
Roy Tidwell	.190	42	4	8	3	1	0	4	4	4
Beal Lazenby	.471	17	5	8	0	1	0	3	0	0
Don Donaldson	.333	24	6	8	1	0	0	3	3	3
John Hennin	.333	6	2	2	0	0	0	2	1	1
Earl Nance	.267	15	2	4	1	0	0	3	1	0
Wayne Hall	.233	30	5	7	1	0	0	3	1	1
Rodney Wallace	.182	11	0	2	0	0	0	0	0	0
Joe Hoefner	.154	13	1	2	0	0	0	2	1	1
Rick Eisenacher	.115	26	0	3	1	0	0	1	0	0
Gene Collins	.111	9	0	1	0	0	0	0	0	0
Larry Cain	.100	20	2	2	0	0	0	0	2	2
Danny Little	.000	3	0	0	0	0	0	0	0	0
Mike Nix	.000	1	0	0	0	0	0	0	0	0
Wick Warren	.000	0	0	0	0	0	0	0	0	0
TOTALS	.278	1178	189	328	49	10	8	160	65	65

Player	ERA	W-L	IP	H	R	ER	BB	SO
Beal Lazenby	1.31	4-2	37.2	32	9	6	13	26
Rick Eisenacher	1.75	7-3	82.0	62	26	16	33	90
Earl Nance	2.02	1-4	49.1	42	18	11	25	54
John Hennin	2.25	1-0	28.0	22	12	7	17	16
Rodney Wallace	2.91	2-3	37.2	39	14	12	9	37
Gene Collins	3.20	1-0	10.2	8	8	4	15	3
Larry Cain	4.00	3-3	60.0	49	33	27	37	33
Wick Warren	0.00	0-0	0.0	1	0	0	1	0
Danny Little	1.28	1-0	7.1	7	2	1	2	5
Mike Nix	7.2							



YEAR-BY-YEAR RESULTS & TEAM STATS

Table with columns: Date, Opponent, Score, W/L. Rows include games against West Virginia, Southern Illinois, Loyola (N.O.), Tennessee, Florida State, and Vanderbilt.

1970 • 17-16 9-6 SEC
Head Coach: Paul Nix (1963-84)
Player AVG AB R H 2B 3B HR RBI BB

Table with columns: Date, Opponent, Score, W/L. Rows include games against Loyola (N.O.), Georgia, Alabama, Kentucky, Mercer, Florida, and South Alabama.

Table with columns: Date, Opponent, Score, W/L. Rows include games against Miami, Navy, Cincinnati, Western Michigan, Jacksonville, Florida State, Georgia, Alabama, Florida, Kentucky, and Vanderbilt.

1971 • 23-16 9-7 SEC
Head Coach: Paul Nix (1963-84)
Player AVG AB R H 2B 3B HR RBI BB SB
Totals: .303 1225 242 371 67 8 32 223 101

Table with columns: Date, Opponent, Score, W/L. Rows include games against Atlanta Baptist, Georgia, Florida State, and South Alabama.

Table with columns: Date, Opponent, Score, W/L. Rows include games against Austin-Peay, West Georgia, Jacksonville State, Florida, Alabama, Mercer, Atlanta Baptist, Georgia, Jacksonville, Florida State, Vanderbilt, and Georgia.

1972 • 18-17 7-6 SEC
Head Coach: Paul Nix (1963-84)
Player AVG AB R H 2B 3B HR RBI BB SB
Totals: .268 1128 185 302 44 14 18 159 58

Table with columns: Date, Opponent, Score, W/L. Rows include games against Mercer, Florida State, and South Alabama.





YEAR-BY-YEAR RESULTS & TEAM STATS

Date	Opponent	Score	W/L
3/15	at Jacksonville	3-1	W
3/16	at Jacksonville	6-7	L
3/16	Middle Tenn. State (I)	13-4	W
3/17	Middle Tenn. State (I)	2-3	L
3/17	Hiram (I)	16-9	W
3/21	Mercer-Atlanta	5-8	L
3/21	CLEVELAND STATE	13-2	W
3/22	CLEVELAND STATE	6-0	W
3/23	* TENNESSEE	2-0	W
3/23	* TENNESSEE	3-1	W
3/24	* TENNESSEE	0-16	L
3/27	JAX'VILLE STATE	15-1	W
3/27	JAX'VILLE STATE	6-1	W
3/30	* at Florida	0-1	L
3/31	* at Florida	1-2	L
4/3	at Alabama	3-2	W
4/3	at Alabama	3-6	L
4/6	* KENTUCKY	5-1	W
4/6	* KENTUCKY	2-1	W
4/9	at Florida State	4-2	W
4/10	at Florida State	4-2	W
4/13	* GEORGIA	6-8	L
4/14	* GEORGIA	9-12	L
4/20	* FLORIDA	1-0	W
4/21	* FLORIDA	4-3	W
4/24	ALABAMA	6-3	W

1973 • 20-19 7-9 SEC Head Coach: Paul Nix (1963-84)

Player	AVG	AB	R	H	2B	3B	HR	RBI	SB
Mickey Miller	.337	180	24	61	12	1	2	26	12
Mark Hatchett	.316	136	24	43	8	5	0	11	21
Vic Sharak	.284	134	25	38	8	4	0	38	8
David Duffner	.267	60	5	16	0	0	0	0	1
Lynn Jones	.243	74	3	18	0	0	0	5	0
Greg Butler	.235	81	13	19	2	0	0	20	6
Curt Cope	.233	116	22	27	4	1	1	6	17
Gary Dailey	.213	141	22	30	7	0	2	16	5
Tom Morton	.176	82	9	16	3	0	0	6	0
Bennett Shuman	.122	41	3	5	0	0	0	0	0
Russ Dean	.429	7	1	3	0	0	0	2	0
Chuck Kush	.267	27	5	11	3	0	0	4	0
Jack Van Yperen	.280	31	8	9	0	0	0	6	0
Tim Hulse	.250	8	0	2	0	0	0	0	2
Bill Lawrence	.222	36	2	8	2	2	0	3	1
Terry Leach	.200	10	3	2	1	0	0	0	0
Kim Shugart	.168	19	1	3	0	0	0	3	0
Jim Handley	.000	8	0	0	0	0	0	0	0
Sam Rodenhizer	.000	3	0	0	0	0	0	0	0
Dave Blodgett	.000	2	0	0	0	0	0	0	0
Terry Curtis	.000	2	0	0	0	0	0	0	0
David O'Hare	.000	6	0	0	0	0	0	0	0
Steve Keit	.000	1	0	0	0	0	0	0	0
Matt Waller	.000	1	0	0	0	0	0	0	0
TOTALS	.248	1221	185	303	45	15	9	166	78

Player	ERA	W-L	IP	H	R	ER	BB	SO
Sam Rodenhizer	1.89	3-0	29.2	14	8	7	18	23
Terry Leach	2.14	1-3	33.2	33	14	8	22	18
Bill Lawrence	3.03	6-4	92.0	81	41	31	25	41
Jim Handley	3.03	2-3	64.0	44	24	14	38	31
Jack Van Yperen	7.57	0-1	22.2	26	27	19	24	12
Lynn Jones	2.25	0-0	2.0	4	2	1	0	2
Matt Waller	2.67	0-1	9.1	9	8	8	19	10
TOTALS	3.71	20-19	329.2	288	184	136	178	188

4/24	ALABAMA	7-4	W
4/27	* at Vanderbilt	1-5	L
4/27	* at Vanderbilt	0-1	L
4/28	* at Vanderbilt	7-4	W
5/1	SOUTH ALABAMA	1-12	L
5/2	SOUTH ALABAMA	7-8	L
5/4	* at Georgia	2-4	L
5/5	* at Georgia	5-6	L
5/14	FLORIDA STATE	2-4	L
5/15	FLORIDA STATE	4-8	L
5/18	at South Alabama	5-15	L
5/19	at South Alabama	2-16	L

Date	Opponent	Score	W/L
3/11	MARYLAND	1-3	L
3/11	MARYLAND	18-4	W
3/18	at Jacksonville	23-4	W
3/19	at Jacksonville	5-6	L
3/20	at Jacksonville	6-8	L
3/22	COLUMBUS COL.	5-2	W
3/22	COLUMBUS COL.	10-4	W
3/23	CLEVELAND STATE	5-0	W
3/23	CLEVELAND STATE	5-1	W
3/25	* at Tennessee	1-9	L
3/26	* at Tennessee	2-1	W
3/26	* at Tennessee	3-9	L
3/29	* FLORIDA	6-5	W
3/30	* FLORIDA	7-1	W
4/2	MEMPHIS	5-3	W
4/2	MEMPHIS	5-0	W
4/3	MEMPHIS	3-0	W
4/5	* at Kentucky	6-7	L
4/5	* at Kentucky	12-2	W
4/6	* at Kentucky	5-2	W
4/9	at Alabama	4-1	W
4/9	at Alabama	2-1	W
4/10	MERCER	9-7	W
4/10	MERCER	9-0	W
4/12	* at Georgia	5-1	W

1974 • 31-13 11-6 SEC Head Coach: Paul Nix (1963-84)

Player	AVG	AB	R	H	2B	3B	HR	RBI	SB
Vic Sharak	.368	152	40	56	9	1	2	28	16
David Duffner	.315	146	29	46	10	1	4	28	17
Mickey Miller	.290	148	33	43	5	4	0	25	26
Gary Dailey	.282	152	17	43	4	1	1	23	9
Steve Rea	.282	145	27	41	5	2	6	28	22
Mark Hatchett	.261	111	21	29	2	3	1	13	23
Curt Cope	.245	114	23	28	6	0	0	9	33
Dennis Bailey	.245	110	27	27	3	3	0	16	24
Tommy Morton	.210	128	11	27	6	0	0	23	18
Kim Shugart	.200	95	21	19	6	0	0	5	40
Eddie Staub	.250	4	1	1	0	0	0	0	2
Bill Lawrence	.222	9	1	2	0	0	0	1	2
Russ Dean	.200	10	0	2	1	0	0	2	1
Bill Strickland	.142	7	1	1	0	0	0	1	4
Danny Taylor	.000	1	0	0	0	0	0	0	0
TOTALS	.274	332	252	365	58	15	14	201	241

Player	ERA	W-L	IP	H	R	ER	BB	SO
Terry Leach	1.30	9-0	55.0	26	13	8	29	26
Joe Beckwith	1.79	6-3	70.1	43	19	14	28	27
Matt Waller	2.79	2-1	38.2	36	17	12	26	15
Davis May	2.87	9-3	97.0	76	44	31	56	58
David Sullivan	3.27	1-0	11.0	11	4	4	9	4
Mark McClanahan	3.64	1-1	24.2	23	10	10	14	13
Bill Lawrence	3.81	2-2	30.2	33	18	13	12	9
David O'Hare	5.24	0-1	12.0	10	7	7	12	5
Jim Handley	8.65	1-2	17.2	24	21	17	20	11
Randy Kirkland	0.00	0-0	0.2	2	0	0	0	0
Sam Rodenhizer	0.00	0-0	4.7	3	1	0	0	3
TOTALS	2.88	31-13	362.1	287	154	116	206	171

4/13	* at Georgia	4-2	W
4/16	ALABAMA	6-2	W
4/16	ALABAMA	0-6	L
4/17	at Mercer	2-9	L
4/17	at Mercer	2-3	L
4/19	* at Florida	1-2	L
4/20	* at Florida	9-5	W
4/22	JACKSONVILLE	2-1	W
4/26	* VANDERBILT	1-2	L
4/26	* VANDERBILT	8-2	W
4/27	* VANDERBILT	11-0	W
4/29	at Florida State	1-11	L
4/30	at Florida State	6-3	W
5/1	JAX'VILLE STATE	6-4	W
5/3	* GEORGIA	3-2	W
5/4	* GEORGIA	5-7	L
5/13	FLORIDA STATE	5-4	W
5/14	FLORIDA STATE	7-1	W
5/15	Georgia Tech (A)	11-7	W

Date	Opponent	Score	W/L
3/7	B'HAM-SOUTHERN	5-3	W
3/7	B'HAM-SOUTHERN	6-3	W
3/11	MARIETTA COLLEGE	7-1	W
3/19	CLEMSON	4-5	L
3/19	CLEMSON	4-6	L
3/20	LOUISVILLE	5-0	W
3/21	at Mississippi State	9-8	W
3/22	at Mississippi State	3-1	W
3/22	at Mississippi State	3-0	W
3/25	COLUMBUS COL.	16-1	W
3/25	COLUMBUS COL.	9-6	W
3/26	NORTH ALABAMA	8-4	W
3/28	* at Florida	0-13	L
3/29	* at Florida	7-5	W
3/30	at Jacksonville	1-2	L
4/1	at Jacksonville	3-4	L
4/4	* KENTUCKY	1-4	L
4/4	* KENTUCKY	9-4	W
4/5	* KENTUCKY	15-7	W
4/8	at Alabama	0-2	L
4/8	at Alabama	12-0	W
4/11	* GEORGIA	8-2	W
4/12	* GEORGIA	1-2	L
4/15	at Florida State	1-3	L
4/16	at Florida State	0-4	L
4/18	* FLORIDA	9-3	W
4/19	* FLORIDA	7-8	L

1975 • 24-21 7-9 SEC Head Coach: Paul Nix (1963-84)

Player	AVG	GP	AB	R	H	2B	3B	HR	RBI	BB	SO	SH/SE	SB
Mickey Miller	.323	41	167	30	54	13	1	1	31	17	13	4/5	9
Richie Howard	.307	34	127	22	39	6	0	3	21	14	14	1/4	4
Curt Cope	.293	38	147	28	43	6	0	2	13	22	18	1/0	15
David Duffner	.273	35	121	21	33	7	0	2	24	30	25	4/0	0
Mark Hatchett	.256	27	86	19	22	4	2	0	14	16	21	2/5	8
Steve Rea	.252	33	123	21	31	6	0	7	27	13	41	1/2	2
Kim Shugart	.253	32	99	13	25	4	1	0	14	24	17	1/2	6
Gary Dailey	.247	41	158	23	39	12	0	3	26	25	35	1/2	0
Dennis Bailey	.235	36	119	24	29	3	1	2	12	9	13	2/1	7
Tommy Morton	.221	39	122	14	27	8	0	0	17	18	21	1/2	2
Chuck Moore	.196	22	56	9	11	5	0	1	5	10	26	0/1	2
Russ Dean	.147	15	34	5	5	2	1	0	4	5	11	0/1	0
Buz Walsh	.250	8	8	0	2	0	0	0	0	0	2	0/0	0
Danny Taylor	.125	5	8	0	1	0	0	0	2	1	3	0/0	0
Davis May	.000	1	1	0	0	0	0	0	0	0	0	0/0	0
Paul Saia	.000	2	1	0	0	0	0	0	0	0	1	0/0	0
David O'Hare	.000	1	0	0	0	0	0	0	0	0	0	0/0	0
Bart Hall	.000	1	1	0	0	0	0	0	0	0	1	0/0	0
TOTALS	.261	45	1378	231	360	77	6	21	210	204	263	18/25	56

Player	ERA	W-L	APP	GS	CG	SHO	IP	H	R	ER	BB	SO
David Sullivan	1.68	1-0	4	2	0	0	16.0	15	7	3	4	9
Matt Waller	1.80	1-1	10	0	0	0	25.0	16	7	5	12	12
Joe Beckwith	1.98	7-3	14	14	5	2	82.1	59	31	18	29	51
Mark McClanahan	2.52	1-1	10	2	0	0	25.1	24	13	7	14	22
Robert Hudson	3.00	1-4	10	4	2	1	36.0	28	23	12	11	22
Davis												



YEAR-BY-YEAR RESULTS & TEAM STATS

COLLEGE WORLD SERIES SEC CHAMPIONS SEC WEST CHAMPIONS SOUTH REGIONAL CHAMPIONS

Table with columns: Date, Opponent, Score, W/L. Lists game results from 2/26 to 4/5.

1976 • 37-15, 12-7 SEC Head Coach: Paul Nix (1963-84)

Player statistics table for 1976 season. Columns: Player, AVG, GP, AB, R, H, 2B, 3B, HR, RBI, BB, SO, SH/SE, SB.

TOTALS and OPPONENTS summary table for 1976 season.

Game results for 1976 season. Columns: Date, Opponent, Score, W/L. Lists game results from 4/5 to 5/17.

Table with columns: Date, Opponent, Score, W/L. Lists game results from 2/24 to 4/13.

1977 • 28-18, 11-9 SEC Head Coach: Paul Nix (1963-84)

Player statistics table for 1977 season. Columns: Player, AVG, GP, AB, R, H, 2B, 3B, HR, RBI, BB, SO, SH/SE, SB.

TOTALS and OPPONENTS summary table for 1977 season.

Game results for 1977 season. Columns: Date, Opponent, Score, W/L. Lists game results from 4/15 to 5/17.

Table with columns: Date, Opponent, Score, W/L. Lists game results from 2/23 to 4/15.

1978 • 33-21, 15-8 SEC Head Coach: Paul Nix (1963-84)

Player statistics table for 1978 season. Columns: Player, AVG, GP, AB, R, H, 2B, 3B, HR, RBI, BB, SO, SH/SE, SB.

TOTALS and OPPONENTS summary table for 1978 season.

Game results for 1978 season. Columns: Date, Opponent, Score, W/L. Lists game results from 4/16 to 5/22.

No Hit & SHO: 1 by Humphries (LSU) SAVE: 4 by Roney, 1 by Humphries, Burton, Deriso & Shifflett





YEAR-BY-YEAR RESULTS & TEAM STATS

Date	Opponent	Score	W/L
2/26	MIDDLE TENN. ST.	6-5	W
2/27	GEORGIA STATE	7-5	W
3/8	WESTERN KY.	17-1	W
3/10	CLEAMON	4-2	W
3/11	CLEAMON	10-1	W
3/17	* at Mississippi State7	5-13	L
3/17	* at Mississippi State7	2-11	L
3/18	* at Mississippi State	8-15	L
3/21	FAIRFIELD	21-6	W
3/22	AUSTIN PEAY STATE	6-1	W
3/24	* at LSU7	4-7	L
3/24	* at LSU7	1-7	L
3/25	* at LSU	2-3	L
3/27	SOU. BENEDECTINE	10-4	W
3/31	* ALABAMA7	10-2	W
3/31	* ALABAMA7	3-2	W
4/1	* ALABAMA	9-4	W
4/7	* at Ole Miss7	4-5	L
4/7	* at Ole Miss7 [10]	3-4	L
4/8	* at Ole Miss	2-4	L
4/9	COLUMBUS COL.	11-4	W
4/10	HUNTINGDON	8-5	W
4/11	MONTEVALLO	5-1	W
4/14	at South Alabama	5-8	L
4/14	at South Alabama5	1-5	L
4/17	at B'ham-Southern	2-6	L
4/19	at UAB [13]	4-5	L
4/21	* MISSISSIPPI STATE7	1-4	L
4/21	* MISSISSIPPI STATE7	3-0	W

1979 • 21-21 7-14 SEC Head Coach: Paul Nix (1963-84)

Player	AVG	GP	AB	R	H	2B	3B	HR	RBI	BB	SO	SH/SF	SB
Robert Sorrell	.398	40	133	31	53	3	2	0	7	18	11	6/1	15
Dom Fucci	.341	27	82	22	28	5	0	0	7	22	19	0/1	14
Steve Renfro	.303	39	122	27	37	6	1	3	20	20	5/0	8	8
Tim Rowell	.287	40	129	20	37	7	0	5	25	16	36	1/3	2
S. Montgomery	.281	42	139	27	39	11	0	1	20	28	13	4/1	6
Pat Koedy	.274	38	124	24	34	6	5	4	31	23	43	1/3	9
J.B. Brown	.273	40	110	32	30	5	0	3	17	37	6	9/4	8
Rodney Rushing	.247	33	97	12	24	5	0	1	13	11	12	4/3	1
Bo Fucci	.218	26	55	9	12	1	0	2	8	9	17	1/1	1
Phil Deriso	.213	27	89	10	19	5	0	5	19	11	25	2/0	3
Dan Weingarten	.179	28	67	13	12	3	0	2	10	10	15	5/0	0
Barry Panter	.163	21	43	7	7	0	1	0	6	8	5	1/1	0
Al Cottrell	.235	9	17	6	4	1	1	0	0	2	6	1/0	0
Alan Mock	.222	7	18	3	4	0	1	0	2	2	3	0/0	0
Bob Rhodes	.083	8	12	1	1	0	0	0	1	2	2	0/0	0
Don Givens	.000	2	1	1	0	0	0	0	0	0	1	0/0	0
Lynn Humphries	.000	1	0	0	0	0	0	0	0	0	0	0/0	0
TOTALS	.275	42	1238	245	341	58	11	33	201	216	231	40/18	67
OPPONENTS	.219	42	1294	195	284	50	5	19	167	207	257	16/15	36

Player	ERA	W-L	APP	GS	CG	SV	IP	H	R	ER	BB	SO	WP	HBP
Bill Latham	3.58	4-1	20	4	1	3	50.0	51	30	20	18	52	7	0
Dana Becton	3.19	2-3	15	7	1	0	48.0	27	25	17	41	40	4	0
Phil Deriso	3.82	1-2	10	5	0	3	37.0	32	25	16	25	25	2	2
Mark Shifflett	3.92	5-6	19	10	2	0	62.0	45	36	27	55	61	5	4
Scott Roney	4.02	3-4	16	8	2	1	56.0	46	31	25	31	33	4	3
Lynn Humphries	4.28	5-5	18	8	2	0	54.0	66	36	26	25	30	6	5
Mark Brown	2.38	0-0	9	0	0	0	11.0	11	4	3	0	7	1	1
S. Phillips	2.45	1-0	6	0	0	0	11.0	15	4	3	6	4	2	0
Greg Schroll	5.40	0-0	4	0	0	1	6.2	6	4	4	4	5	2	0
Don Givens	9.00	0-0	2	0	0	0	2.0	3	2	2	3	1	0	0
TOTALS	3.84	21-21	42	42	8	8	339.2	284	195	145	207	257	33	15
OPPONENTS	4.88	21-21	42	42	11	8	326.2	339	245	177	223	237	15	19

4/22	* MISSISSIPPI STATE	1-7	L
4/23	JAXVILLE STATE	4-5	L
4/28	* LSU7	8-4	W
4/28	* LSU7	9-4	W
4/29	* LSU	2-6	L
4/30	TROY STATE	3-2	W
5/1	at Columbus College	3-6	L
5/2	LIVINGSTON	8-0	W
5/5	* at Alabama7	11-4	W
5/5	* at Alabama7	1-4	L
5/6	* at Alabama	3-4	L
5/8	UAB	12-2	W
5/15	Georgia Tech (Am)	6-7	L

SEC WEST CHAMPIONS

Date	Opponent	Score	W/L
2/28	at Columbus College	4-5	L
2/29	at Georgia State [10]	4-5	L
3/8	* MISS. STATE [13]	5-4	W
3/9	* MISSISSIPPI STATE7	13-4	W
3/9	* MISS. STATE7 [11]	7-5	W
3/10	JAXVILLE STATE	2-10	L
3/11	COLUMBUS COL.	9-4	W
3/18	* at LSU7	2-8	L
3/18	* at LSU7	5-10	L
3/22	* at Ole Miss7	1-4	L
3/22	* at Ole Miss7	3-7	L
3/23	* at Ole Miss	4-3	W
3/25	TENNESSEE	5-3	W
3/25	TENNESSEE7	4-2	W
3/28	* at Alabama7	1-0	W
3/29	* at Alabama7	3-2	W
3/30	* at Alabama	3-8	L
4/1	HUNTINGDON	6-9	L
4/5	at South Alabama	4-5	L
4/6	at South Alabama	4-3	W
4/9	at Florida State	7-21	L
4/9	at Florida State	0-2	L
4/10	COLUMBUS COL. [10]	6-5	W
4/12	* at Mississippi State7	1-2	L
4/12	* at Mississippi State7	3-2	W
4/13	* at Mississippi State	1-4	L
4/15	at Columbus College	5-7	L
4/16	TROY STATE	6-2	W

1980 • 27-24 15-8 SEC Head Coach: Paul Nix (1963-84)

Player	AVG	GP	AB	R	H	2B	3B	HR	RBI	BB	SO	SH/SF	SB
Johnny Tuff	.313	42	160	31	50	4	5	1	50	19	30	2/2	16
Darryl Wilks	.303	51	165	22	50	5	2	0	16	24	34	4/0	6
Dan Weingarten	.281	51	171	25	48	11	3	3	28	14	34	7/3	10
Steve Renfro	.270	48	174	27	47	13	3	7	34	18	38	4/2	13
J. Meitasavage	.231	50	143	25	33	5	0	2	15	24	27	6/2	6
Doug Gilcrease	.216	48	167	24	36	11	2	3	20	18	36	6/1	7
Alan Mock	.198	37	115	20	23	0	0	2	7	34	26	11/1	7
Rodney Rushing	.198	37	101	12	20	2	0	1	8	17	10	5/1	0
Barry Panter	.196	48	143	15	28	1	4	0	14	21	38	4/5	2
Jim Swiderski	.324	15	34	6	11	4	2	0	6	6	9	0/0	0
J. Muqardichian	.320	16	24	6	7	0	0	0	1	14	8	2/1	0
Geoff Millecker	.280	24	75	15	21	2	2	1	9	13	14	1/1	3
Robert Sorrell	.231	5	13	1	3	1	0	0	0	0	2	1/0	0
Randy Fowler	.120	16	25	4	3	1	0	0	6	7	12	3/1	1
PITCHERS	.090	6	11	2	1	0	0	0	1	1	6	1/0	0
Reid Roney	.048	8	21	2	1	0	0	0	1	1	3	1/0	0
TOTALS	.248	51	1542	237	382	60	23	20	189	231	327	58/20	69
OPPONENTS	.257	51	1603	252	412	56	4	18	202	256	221	29/13	67

Player	ERA	W-L	APP	GS	CG	SV	IP	H	R	ER	BB	SO	WP	HBP
Phil Constan	1.84	5-0	18	3	0	0	53.2	49	21	11	27	25	4	1
Sturlin Phillips	2.81	1-1	15	3	0	0	32.0	31	18	10	19	23	4	1
Mark Shifflett	3.05	9-5	27	4	1	5	73.2	60	35	25	47	45	9	4
Bill Latham	3.32	1-3	16	10	1	2	57.0	56	26	21	29	29	5	2
David Wyatt	3.43	1-2	12	6	0	1	39.1	42	23	15	2	2	1	0
John Hanson	4.66	3-4	11	8	0	0	38.2	35	25	20	27	14	4	0
Phil Deriso	4.81	4-7	18	13	3	0	78.2	75	56	42	48	41	7	0
Bruce Chapman	7.04	3-2	12	3	1	1	38.1	49	34	30	30	15	2	0
Dana Becton	0.00	0-0	2	0	0	0	1.2	0	0	0	4	2	1	0
Darryl Wilks	3.86	0-0	2	1	0	0	7.0	13	11	3	2	3	0	0
Jim Swiderski	16.20	0-0	1	0	0	0	1.2	2	3	3	1	2	1	0
TOTALS	3.84	27-24	51	51	6	9	421.2	412	252	180	256	221	38	12
OPPONENTS	3.81	24-27	51	51	16	6	418.1	382	237	177	231	327	38	23

4/17	MONTEVALLO	20-8	W
4/19	* LSU7	7-2	W
4/19	* LSU7	3-2	W
4/20	* LSU	5-0	W
4/21	GEORGIA STATE	4-3	W
4/22	FLORIDA STATE	5-9	L
4/23	FLORIDA STATE	2-4	L
4/24	UAB	1-5	L
4/26	* OLE MISS7	5-4	W
4/26	* OLE MISS7	4-0	W
4/27	* OLE MISS	4-5	L
4/29	SOUTH ALABAMA	0-1	L
4/30	SOUTH ALABAMA [10]	4-5	L
5/1	at Huntingdon	5-0	W
5/3	* ALABAMA7	5-3	W
5/4	* ALABAMA7	8-5	W
5/4	* ALABAMA7	5-4	W
5/5	GA. SOUTHWESTERN	17-8	W
5/6	at UAB [10]	2-3	L
5/9	# Vanderbilt	3-2	W
5/11	# Ole Miss	7-4	W
5/12	# Vanderbilt	3-16	L
5/13	# Vanderbilt	0-13	L

SEC Tourn. (Gainesville, FL - 2nd)

Date	Opponent	Score	W/L
3/1	at Troy State	6-5	W
3/2	SE LOUISIANA	15-3	W
3/3	at Columbus College	5-1	W
3/4	LIVINGSTON6	4-1	W
3/6	* at Mississippi State7	8-7	W
3/6	* at Mississippi State7	4-3	W
3/7	* at Mississippi State	3-8	L
3/8	IND.-SOUTHEAST	13-10	W
3/11	* OLE MISS7	2-5	L
3/11	* OLE MISS7	2-7	L
3/12	* OLE MISS	16-2	W
3/22	* at LSU7	4-3	W
3/22	* at LSU7	1-2	L
3/23	at New Orleans	4-9	L
3/24	at SE Louisiana	12-4	W
3/28	* ALABAMA7	1-2	L
3/28	* ALABAMA7	0-2	L
3/29	* ALABAMA		



YEAR-BY-YEAR RESULTS & TEAM STATS

Table with columns: Date, Opponent, Score, W/L. Rows include games from 3/3 to 4/18.

1982 • 27-20-1, 8-13-1 SEC Head Coach: Paul Nix (1963-84)

Player statistics table for 1982. Columns: Player, AVG, GP, AB, R, H, 2B, 3B, HR, RBI, TR, BB, SO, SH/SE, SB. Includes totals and opponents.

Player statistics table for 1982. Columns: Player, ERA, W-L, APP, GS, CG, SV, IP, H, R, ER, BB, SO, WP, HBP. Includes totals and opponents.

Year-by-year results table for 1982. Columns: Date, Opponent, Score, W/L. Rows include games from 4/18 to 5/12.

Table with columns: Date, Opponent, Score, W/L. Rows include games from 2/23 to 4/19.

1983 • 16-34, 4-18 SEC Head Coach: Paul Nix (1963-84)

Player statistics table for 1983. Columns: Player, AVG, GP, AB, R, H, 2B, 3B, HR, RBI, TR, BB, SO, SAC, SB-ATT. Includes totals and opponents.

Player statistics table for 1983. Columns: Player, ERA, W-L, G/GS, CG, SV, SHO, IP, H, R, ER, BB, SO, HR, WP, HBP. Includes totals and opponents.

Year-by-year results table for 1983. Columns: Date, Opponent, Score, W/L. Rows include games from 4/20 to 5/11.

Table with columns: Date, Opponent, Score, W/L. Rows include games from 2/23 to 4/8.

1984 • 27-24, 8-14 SEC Head Coach: Paul Nix (1963-84)

Player statistics table for 1984. Columns: Player, AVG, GP, AB, R, H, 2B, 3B, HR, RBI, TR, BB, SO, SH/SE, SB/ATT. Includes totals and opponents.

Player statistics table for 1984. Columns: Player, ERA, W-L, G/GS, CG, SHO, SV, IP, H, R, ER, BB, SO, WP, HBP. Includes totals and opponents.

Year-by-year results table for 1984. Columns: Date, Opponent, Score, W/L. Rows include games from 4/10 to 5/5.





YEAR-BY-YEAR RESULTS & TEAM STATS

Date	Opponent	Score	W/L
2/23	at Tennessee	5-7	L
2/23	at Tennessee	6-5	W
2/24	at Tennessee	12-5	W
2/27	SAMFORD	22-7	W
3/2	* ALABAMA7	4-2	W
3/2	* ALABAMA7	2-4	L
3/3	* ALABAMA	9-7	W
3/6	at B'ham-Southern	15-7	W
3/7	at UAB	14-11	W
3/9	* at Mississippi State7	1-3	L
3/9	* at Mississippi State7	2-3	L
3/10	* at Mississippi State	0-14	L
3/11	VIRGINIA	8-9	L
3/12	VIRGINIA	8-5	W
3/13	VIRGINIA	12-11	W
3/17	at Troy State	12-6	W
3/20	at Columbus College	2-7	L
3/23	* OLE MISS7	11-2	W
3/23	* OLE MISS7	7-5	W
3/24	* OLE MISS	14-6	W
3/27	at Jacksonville State	12-8	W
3/30	* at LSU7	2-5	L
3/31	* at LSU7	0-7	L
3/31	* at LSU7	4-6	L
4/2	at Georgia	23-11	W
4/3	at Georgia	13-15	L
4/4	at Georgia Tech	5-12	L

1985 • 30-22, 11-12 SEC
Head Coach: Hal Baird (1985-2000)

Player	AVG	GP	AB	R	H	2B	3B	HR	RBI	TR	BB	HBP	SO	SH/SE	SB-ATT
Paul Foster	.433	52	201	51	87	16	2	14	74	140	19	0	27	1/4	1-1
Bo Jackson	.401	42	147	55	59	5	6	17	43	123	26	3	41	0/0	9-10
David Plumb	.350	40	140	32	49	6	0	6	37	67	14	2	22	0/1	0-0
Tim Lemons	.337	51	190	47	64	12	1	18	63	128	16	2	20	0/4	0-0
Trey Gainous	.323	41	158	34	51	4	1	2	20	60	11	2	23	0/3	7-10
Mark Sayers	.315	51	197	38	62	9	3	8	37	101	18	0	26	2/3	0-0
Tony Haney	.292	50	195	38	57	13	3	1	38	78	24	1	19	0/0	1-2
Rock Wilson	.291	50	189	45	55	8	4	0	20	69	34	8	18	2/2	4-8
Kevin Henry	.280	51	189	37	53	3	2	3	23	66	24	1	39	0/1	1-1
Duke Donaldson	.265	14	34	5	9	0	0	0	1	7	1	0	12	0/0	0-0
Jon Crutcher	.263	11	19	1	5	3	0	0	3	8	6	0	6	1/0	0-0
Jeff Livesey	.247	26	77	12	19	2	0	3	9	24	8	1	15	3/2	0-0
Russ Froman	.182	14	22	4	4	1	0	0	1	2	6	0	4	0/0	0-0
David Miller	.167	19	30	5	5	1	0	0	2	6	6	1	12	1/0	0-1
Kyle Ingalls	.143	5	7	0	1	0	0	0	1	0	0	0	3	0/0	0-0
Scott Tillery	.000	1	1	0	0	0	0	0	0	0	0	0	0	0/0	0-0
TOTALS	.323	52	1796	404	580	83	22	72	372	923	213	21	287	10/20	23-33
OPPONENTS	.297	52	1735	322	515	87	11	36	267	725	221	17	254	14/14	51-62

4/6	* at Alabama7	2-3	L
4/6	* at Alabama7	17-8	W
4/7	* at Alabama	10-6	W
4/9	UAB	9-8	W
4/10	JAX'VILLE STATE	11-6	W
4/12	B'HAM-SOUTHERN	18-3	W
4/12	at Huntington	2-5	L
4/13	* MISSISSIPPI STATE7	3-2	W
4/13	* MISSISSIPPI STATE7	3-1	W
4/14	* MISSISSIPPI STATE	8-1	W
4/16	GA. SOUTHWEST'RN	16-3	W
4/17	at South Alabama	8-9	L
4/19	ALA. CHRISTIAN	9-2	W
4/20	Livingston (S)	12-6	W
4/21	Jacksonville State (H)	7-8	L
4/23	TROY STATE	5-9	L
4/24	GEORGIA TECH	6-5	W
4/28	* at Ole Miss	7-16	L
4/28	* at Ole Miss	5-6	L
4/29	HUNTINGDON	0-5	L
4/30	COLUMBUS COL.	2-1	W
5/2	Alabama (D)	10-6	W
5/4	* LSU7	0-5	L
5/4	* LSU7	5-4	W
5/5	* LSU	3-4	L

Date	Opponent	Score	W/L
2/26	HUNTINGDON	5-4	W
3/1	* OLE MISS7	4-2	W
3/1	* OLE MISS7	7-5	W
3/2	* OLE MISS	15-2	W
3/4	at Samford	16-2	W
3/5	CUMBERLAND	2-4	L
3/6	OLD DOMINION	7-5	W
3/8	* at Georgia7	1-5	L
3/8	* at Georgia7 (8)	4-5	L
3/9	* at Georgia	5-8	L
3/10	RICHMOND	12-6	W
3/11	RICHMOND	4-1	W
3/12	at UAB	17-9	W
3/15	* MISSISSIPPI STATE7	7-6	W
3/15	* MISSISSIPPI STATE7	5-7	L
3/16	* MISSISSIPPI STATE	7-1	W
3/21	CLEMSON	5-1	W
3/22	CLEMSON	5-2	W
3/22	CLEMSON	9-8	W
3/23	CLEMSON	11-14	L
3/24	JAX'VILLE STATE	0-8	L
3/27	UAB	11-5	W
3/29	* at Vanderbilt7	11-7	W
3/29	* at Vanderbilt7 (8)	12-10	W
3/30	* at Vanderbilt7	7-11	L
4/1	at Samford	6-1	W
4/2	SOUTH ALABAMA	4-7	L
4/5	* at Florida7	4-8	L

1986 • 31-24, 15-14 SEC
Head Coach: Hal Baird (1985-2000)

Player	AVG	GP	AB	R	H	2B	3B	HR	RBI	TR	SIG	BB	HBP	SO	SH/SE	SB-ATT
Paul Foster	.396	55	217	45	86	11	4	10	48	133	613	27	1	32	0/2	0-0
Mark Sayers	.363	55	212	48	77	13	5	8	53	124	585	27	1	30	0/1	0-0
Tony Haney	.325	55	212	36	69	14	1	2	44	92	434	23	2	21	1/5	0-0
David Plumb	.306	48	166	32	50	12	0	6	31	76	458	13	1	35	0/2	2-3
Jeff Livesey	.296	33	108	11	32	5	1	3	19	47	435	9	0	19	1/2	0-0
Rock Wilson	.295	53	190	43	56	8	2	0	19	68	358	38	2	22	1/3	1-2
Trey Gainous	.291	55	213	54	62	5	10	4	37	98	460	33	4	26	2/0	13-15
Steve Burroughs	.256	38	117	26	30	2	1	0	13	34	291	25	2	15	2/1	6-8
Jim Ryerson	.171	54	158	25	27	3	0	0	24	30	190	38	7	31	3/1	0-0
Charlie Smith	.267	6	15	3	4	0	0	2	4	10	667	3	0	3	0/0	0-0
Bo Jackson	.246	21	69	21	17	3	2	7	14	45	652	20	2	30	0/1	5-5
Jeff Lee	.200	20	100	4	2	0	0	0	1	2	200	0	0	5	1/0	1-1
Ed Dilks	.170	45	100	13	17	1	0	0	6	18	180	15	2	18	5/0	0-0
Mike Dougherty	.167	7	12	2	2	1	0	0	0	3	250	3	0	1	0/0	0-0
Jack Whitesell	.071	9	14	2	1	0	0	0	1	1	071	1	0	5	0/0	0-0
PITCHERS	.000	55	1	0	0	0	0	0	0	0	000	0	0	0	0/0	0-0
Darren Austin	---	1	0	0	0	0	0	0	0	0	0	0	0	0	0/0	0-0
TOTALS	.291	55	1821	364	530	75	26	42	322	784	431	276	22	294	17/17	28-34
OPPONENTS	.282	55	1804	313	508	93	11	45	268	752	417	193	17	292	19/11	47-63

4/5	* at Florida7	6-3	W
4/6	* at Florida	10-6	W
4/8	@at South Alabama	3-8	L
4/9	@ALABAMA (Mbl)	6-12	L
4/10	MONTEVALLO	11-0	W
4/12	* KENTUCKY	1-0	W
4/12	* KENTUCKY	10-5	W
4/13	* KENTUCKY	16-4	W
4/14	* KENTUCKY	5-5	W
4/15	SAMFORD	11-8	W
	at Columbus College	3-7	L
	B'HAM-SOUTHERN	3-7	L
4/19	* at Alabama7	0-7	L
4/19	* at Alabama7	1-3	L
4/20	* at Alabama	1-5	L
4/23	at Georgia Tech	4-6	L
	SAMFORD	8-3	W
4/26	* TENNESSEE7 (10)	2-1	W
4/26	* TENNESSEE7	11-5	W
4/27	* TENNESSEE	13-6	W
4/28	GEORGIA TECH (10)	8-7	W
	Alabama (D)	10-1	W
5/3	* at LSU7	1-7	L
5/3	* at LSU7	3-12	L
5/4	* at LSU	3-4	L
	Alabama (H)	8-13	L
5/9	# ALABAMA (11)	7-8	L
5/10	# Georgia	7-11	L
	@ USA Tournament (Mobile, AL); # SEC Tour. (Baton Rouge, LA-4th)		

Date	Opponent	Score	W/L
2/18	HUNTINGDON (11)	3-2	W
2/25	at UAB	23-2	W
3/1	WEST GEORGIA7	11-3	W
3/1	WEST GEORGIA7	10-2	W
3/3	FERRIS STATE7	6-5	W
3/3	FERRIS STATE7	9-2	W
3/5	RICHMOND	9-3	W
3/7	* at Ole Miss7 (8)	8-6	W
3/7	* at Ole Miss7 (8)	2-1	W
3/8	* at Ole Miss	2-10	L
3/10	VIRGINIA	4-2	W
3/11	VIRGINIA	7-4	W
3/14	* GEORGIA7	2-3	L
3/14	* GEORGIA7	5-10	L
3/15	* GEORGIA	1-7	L
3/19	at Samford	6-11	L
3/21	* at Mississippi State7	8-4	W
3/21	* at Mississippi State7	9-3	W
3/22	* at Mississippi State (15)	10-8	W
3/25	at Clemson	5-18	L
3/25	at Clemson	5-4	W
3/26	at Clemson	2-3	L
3/28	COLUMBUS COL.	9-8	W
3/29	LAGRANGE COL.	12-4	W
4/1	MONTEVALLO	10-2	W
4/4	* VANDERBILT7	3-2	W
4/4	* VANDERBILT7	8-4	W
4/5	* VANDERBILT	14-7	W
4/8	SAMFORD	8-0	W
4/8	SAMFORD	2-4	L
4/11	* FLORIDA7	11-2	W

1987 • 42-18, 20-11 SEC
Head Coach: Hal Baird (1985-2000)

Player	AVG	GP/S	AB	R	H	2B	3B	HR	RBI	TR	SIG	BB	HBP	SO	OR%	SH/SE	SB-ATT
Rock Wilson	.371	59/59	229	71	85	16	7	2	33	121	528	34	5	14	.461	3/1	26-34
Kevin Henry	.370	58/58	200	46	74	21	1	7	49	118	590	26	8	40	.458	1/2	2-2
Frank Thomas	.359	59/59	209	56	75	12	0	21	68	150	718	38	4	36	.457	0/5	0-0
Tony Haney	.326	59/59	218	43	71	25	0	7	42	117	537	33	1	24	.326	1/1	0-0
Trey Gainous	.309	58/58	223	45	69	4	4	2	42	87	390	31	4	30	.398	2/3	24-28
Jeff Livesey	.306	53/49	183	36	56	17	0	8	36	97	530	15	1	39	.362	0/0	0-0
Ed Dilks	.285	47/41	130	24	37	7	0	1	17	47	362	19	1	26	.285	1/0	0-0
T. Youngblood	.252	41/30	115	20	29	5	2	3	21	47	409	13	1	19	.331	0/1	1-1
Ethan White	.216	48/38	125	22	27	2	1	0	10	31	248	4	0	18	.238	4/1	1-1
Steve Burroughs	.215	48/37	107	22	23	1	0	1	17	27	255	26	2				



YEAR-BY-YEAR RESULTS & TEAM STATS

Table with columns: Date, Opponent, Score, W/L. Lists game results from 2/12 to 3/30.

1988 • 39-16, 16-10 SEC Head Coach: Hal Baird (1985-2000). Player stats table with columns: Player, AVG, GP/S, AB, R, H, 2B, 3B, HR, RBI, TB, SLG, BB, SO, OBP%, SH/SE, SB/AT.

Table with columns: Date, Opponent, Score, W/L. Lists game results from 3/31 to 5/13.

•SEC TOURNAMENT CHAMPIONS• ATLANTIC REGIONAL. Table with columns: Date, Opponent, Score, W/L. Lists tournament games from 2/10 to 4/5.

1989 • 44-20, 12-12 SEC Head Coach: Hal Baird (1985-2000). Player stats table with columns: Player, AVG, GP/S, AB, R, H, 2B, 3B, HR, RBI, TB, SLG, BB, SO, OBP%, SH/SE, SB/AT.

Table with columns: Date, Opponent, Score, W/L. Lists game results from 4/12 to 5/27.

Table with columns: Date, Opponent, Score, W/L. Lists game results from 2/10 to 3/31.

1990 • 34-24, 13-13 SEC Head Coach: Hal Baird (1985-2000). Player stats table with columns: Player, AVG, GP/S, AB, R, H, 2B, 3B, HR, RBI, TB, SLG, BB, SO, OBP%, SH/SE, SB/AT.

Table with columns: Date, Opponent, Score, W/L. Lists game results from 3/31 to 5/19.





YEAR-BY-YEAR RESULTS & TEAM STATS

Date	Opponent	Score	W/L
2/8	WESTERN CARO.	17-16	W
2/9	WESTERN CARO.7	9-2	W
2/9	WESTERN CARO.7	3-4	L
2/10	WESTERN CARO.	13-6	W
2/16	WEST FLORIDA	1-3	L
2/23	at Clemson	4-6	L
2/24	at Clemson	3-7	L
2/26	CAMPBELL	4-5	L
2/27	CAMPBELL	15-4	W
3/1	Eastern Ky. (Mc)	1-2	L
3/4	APPALACHIAN ST.	10-1	W
3/5	ILLINOIS STATE	6-11	L
3/6	ILLINOIS STATE7	3-1	W
3/6	ILLINOIS STATE7	3-5	L
3/7	ILLINOIS STATE	6-2	W
3/9	@Michigan	12-4	W
3/10	@at South Alabama	1-2	L
3/16	* at Ole Miss	3-6	L
3/16	* at Ole Miss7	3-2	W
3/17	* at Ole Miss	8-4	W
3/19	CORNELL	6-1	W
3/21	Samford (Hvr)	6-1	W
3/23	* GEORGIA	10-9	W
3/23	* GEORGIA7	3-2	W
3/24	* GEORGIA	6-5	W
3/26	LINCOLN MEMORIAL	14-9	W
3/27	LINCOLN MEMORIAL	10-1	W
3/30	* LSU	2-6	L
3/30	* LSU7	3-8	L
3/31	* LSU	8-13	L
4/2	MERCER	8-1	W

1991 • 35-24, 14-12 SEC Head Coach: Hal Baird (1985-2000)

Player	AVG	GP/S	AB	R	H	2B	3B	HR	RBI	TR	SLG	BB	HR	SO	ORB%	SH/SE	SB-ATT				
Andrew Albrecht	.361	57/55	202	61	73	8	1	0	0	11	37	124	614	35	9	29	472	0/1	5-6		
Jeff Leatherman	.359	59/59	217	54	78	14	5	0	8	60	116	535	47	2	21	476	3/1	1-2			
Bronson Veal	.317	59/59	205	36	65	22	0	0	8	67	111	543	28	7	31	407	0/6	1-3			
Brod Parker	.304	59/59	274	54	68	14	0	13	58	121	240	203	4	21	375	0/2	8-5				
Todd O'Donnell	.298	57/56	215	40	64	14	2	3	35	91	423	27	3	24	378	0/4	1-3				
Jason Johnson	.750	3/2	4	3	3	1	0	0	0	4	1.000	0	0	0	0	0	0	0	0-0		
Scott Shepherd	.500	1/0	2	0	1	0	0	0	0	1	5.000	0	0	0	0	0	0	0	0-0		
Mickey Tamey	.291	50/47	148	26	43	6	0	2	20	55	372	21	3	18	387	2/1	1-2				
Mike Killmett	.291	55/46	179	31	52	11	1	2	28	71	397	21	1	28	368	1/0	3-3				
Brod Brown	.278	34/15	72	10	20	5	1	1	8	30	417	3	0	14	311	1/1	0-1				
Brandon Moore	.264	59/59	212	29	56	4	0	1	26	63	297	14	2	23	314	9/1	3-6				
Mitch Duke	.246	29/12	57	12	14	4	0	1	8	21	368	6	4	12	364	1/0	0-0				
Ted Corbin	.241	28/22	58	12	14	4	0	0	6	15	259	18	2	12	423	1/1	0-3				
Chris Christopher	.241	49/42	162	39	39	6	2	0	28	55	340	26	1	33	347	3/2	7-7				
Troy Smith	.118	12/1	17	2	2	0	0	0	2	118	0	0	0	3	118	0/0	0-0				
Robert Lewis	.100	13/0	10	2	1	0	0	0	1	100	2	1	2	250	1/0	0-0					
Jason Harkins	.100	1/0	1	0	0	0	0	0	0	0	0	0	0	1	000	0/0	0-0				
TOTALS	.299	59/59	1985	411	593	110	11	52	381	881	444	271	39	274	.390	24/20	25-41				
OPPONENTS	.251	59/59	1890	285	475	94	8	35	236	690	365	239	32	481	.342	23/21	41-68				
Player	FRA	W-L	G/GS	CG	SHO	SV	IP	H	R	ER	BB	SO	2B	3B	HR	BF	Avg	WP	HB	BBK	
Brian Senn	2.62	4-3	20/0	0	0	0	55.0	52	22	16	13	31	11	1	2	205	.254	3	4	1	
John Powell	3.30	10-4	23/17	3	0	0	101.0	88	48	37	31	121	15	0	6	387	.227	5	4	0	
Scott Sullivan	3.69	8-4	28/11	0	0	0	53.2	47	29	22	25	50	13	0	2	201	.234	8	5	0	
Jon Hebel	4.76	4-2	15/6	0	0	0	51.0	54	35	27	29	46	5	1	8	199	.271	10	3	0	
Mark Fuller	6.07	1-4	18/14	0	0	0	69.2	78	56	47	50	61	20	0	1	6	275	.284	8	6	1
Jason Harkins	6.59	2-4	18/9	1	0	0	57.1	62	47	42	33	52	15	0	6	223	.278	9	6	0	
Mike Martin	0.71	1-0	7/0	0	0	0	12.2	8	3	1	2	7	2	0	0	44	.182	1	0	0	
Scott Renner	1.50	0-0	5/1	0	0	0	18.0	12	3	3	7	18	2	2	1	63	.190	3	0	0	
Jason Johnson	1.80	1-0	4/1	1	1	0	10.0	4	2	2	3	14	2	0	0	34	.118	2	1	0	
Tim Sheridan	1.96	0-0	10/0	0	0	0	18.1	11	7	4	14	26	2	1	0	64	.172	3	2	0	
Tommy Carter	3.94	4-1	9/7	2	0	0	29.2	28	15	13	20	36	4	0	1	111	.252	6	0	0	
Alec Newi	7.45	0-2	6/3	0	0	0	19.1	31	18	16	17	19	4	2	3	84	.369	2	1	0	
TOTALS	4.18	35-24	59/59	7	2	7	495.2	475	285	230	239	481	94	8	35	1890	.251	60	32	2	
OPPONENTS	6.31	24-35	59/59	11	1	12	482.1	593	411	338	271	274	110	11	52	1985	.299	35	39	2	

4/3	SAMFORD	10-9	W
4/6	* at Mississippi State	1-2	L
4/6	* at Mississippi State7	4-5	L
4/7	* at Mississippi State	7-9	L
4/11	BERRY COLLEGE	18-10	W
4/13	* VANDERBILT	7-9	L
4/13	* VANDERBILT7	3-1	W
4/14	* VANDERBILT	6-5	W
4/16	COLUMBUS COL.	11-2	W
4/20	* at Alabama	19-11	W
4/20	* at Alabama7	17-8	W
4/21	* at Alabama	6-7	L
4/23	Alabama (M)	11-2	W
4/24	B'HAM-SOUTHERN	12-4	W
4/27	* at Kentucky	10-11	L
4/27	* at Kentucky7	10-3	W
4/28	* at Kentucky	3-1	W
4/30	LAGRANGE COL.7	14-0	W
4/30	UAB (11)	6-5	W
5/1	UAB (Hvr)	4-5	L
5/4	* FLORIDA	1-3	L
5/4	* FLORIDA7	2-1	W
5/11	* TENNESSEE	6-2	W
5/12	* TENNESSEE7 (10)	4-5	L
5/12	* TENNESSEE	3-2	W
5/16	# FLORIDA	7-8	L
5/17	# Kentucky	8-5	W
5/18	# Mississippi State7	0-1	L

@ South Ala. Tour: (Mobile, AL); # SEC Tour: (Baton Rouge, LA-4th)

Date	Opponent	Score	W/L
2/21	WEST FLORIDA	6-9	L
2/22	WEST FLORIDA	1-2	L
2/24	BERRY COLLEGE	6-0	W
2/27	JAX-VILLE STATE	3-5	L
2/28	TROY STATE	4-1	W
2/29	CLEMSON	3-4	L
3/1	CLEMSON	3-9	L
3/3	UNC-WILMINGTON	10-4	W
3/4	UNC-WILMINGTON	2-0	W
3/4	UNC-WILMINGTON	4-3	W
3/7	& Oklahoma	3-6	L
3/8	& Tulane	3-1	W
3/11	HUNTINGDON	8-3	W
3/12	GA. SOUTHWEST'RN	7-0	W
3/12	GA. SOUTHWEST'RN	4-0	W
3/19	at Samford	8-5	W
3/21	* at Florida	2-4	L
3/21	* at Florida7	1-2	L
3/22	* at Florida	1-2	L
3/24	GEORGIA COLLEGE	5-2	W
3/26	Alabama (M)	1-7	L
3/28	* KENTUCKY	3-6	L
3/28	* KENTUCKY7	4-8	L
3/29	* KENTUCKY	8-11	L
3/31	COLUMBUS COL.	4-2	W
4/1	LINCOLN MEMORIAL	1-2	L
4/1	WEST GEORGIA	6-4	W
4/4	* SOUTH CAROLINA	4-1	W
4/4	* SOUTH CAROLINA7	3-2	W

1992 • 30-25, 10-14 SEC Head Coach: Hal Baird (1985-2000)

Player	AVG	GP/S	AB	R	H	2B	3B	HR	RBI	TR	SLG	BB	HR	SO	ORB%	SH/SE	SB-ATT			
Bronson Veal	.332	55/55	205	39	68	22	1	3	35	101	493	33	6	24	433	0/3	3-5			
Brandon Moore	.325	55/55	206	29	67	6	3	1	20	82	398	18	1	13	379	5/0	3-4			
Chris Christopher	.323	50/48	195	41	63	10	2	1	24	80	410	24	3	29	400	2/2	17-20			
Todd O'Donnell	.299	55/54	187	33	56	6	0	2	23	68	364	27	5	34	391	2/5	4-6			
Jay Waggoner	.292	55/49	192	26	56	0	1	0	20	58	302	31	2	19	395	1/1	2-2			
Fred Baxter	.287	49/47	178	22	51	12	2	1	27	70	393	7	7	51	335	0/2	1-2			
Todd Brown	.277	36/29	101	13	28	2	1	0	9	32	317	20	0	15	397	3/1	3-5			
Ken Key	.270	31/16	63	9	17	0	1	0	7	19	302	3	2	12	306	5/0	1-2			
Mickey Tamey	.251	48/47	134	12	34	3	0	1	14	40	299	25	3	16	371	3/2	0-0			
Jake Dean	.231	42/35	121	12	28	5	0	1	18	33	273	21	2	23	352	2/0	0-0			
Mike Killmett	.225	52/41	151	17	34	2	1	1	19	41	272	11	0	27	276	4/0	0-4			
Torey Kimberl	.222	9/2	9	0	2	0	0	0	2	222	5	0	0	3	538	0/0	0-0			
Chris Hall	.160	21/9	25	2	4	2	0	1	7	9	360	4	0	10	276	0/1	0-0			
Robert Lewis	.057	23/8	35	2	2	0	0	0	2	2	057	7	0	12	214	1/0	0-0			
Jamey Chapman	.000	12/0	10	1	0	0	0	0	0	0	000	2	0	6	167	0/0	0-0			
TOTALS	.281	55/55	1812	258	510	70	12	11	225	637	352	238	31	294	.370	28/18	34-50			
OPPONENTS	.254	55/55	1763	258	448	70	13	14	197	586	332	219	27	456	.339	34/18	69-107			
Player	FRA	W-L	G/GS	CG	SHO	SV	IP	H	R	ER	BB	SO	2B	3B	HR	BF	Avg	WP	HB	BBK
John Powell	2.54	6-7	23/17	1	0	1	109.2	99	40	31	34	120	16	3	4	407	.243	7	6	1
Mark Fuller	2.94	9-3	19/11	0	1	0	85.2	67	38	28	46	69	8	2	2	310	.216	4	4	1
Jason Johnson	3.10	4-3	19/9	2	1	2	81.1	83	37	28	26	68	18	1	1	313	.265	8	7</	



YEAR-BY-YEAR RESULTS & TEAM STATS

•COLLEGE WORLD SERIES•
•EAST REGIONAL CHAMPIONS•

Table with columns: Date, Opponent, Score, W/L. Lists game results from 2/18 to 4/17.

1994 • 44-21, 16-13 SEC
Head Coach: Hal Baird (1983-2000)

Player statistics table for 1994 season. Columns include AVG, GP/S, AB, R, H, 2B, 3B, HR, RBI, TB, SLG, BB, HB, SO, GDP, ORB%, SH/SF, SB-AT.

Player statistics table for 1994 season. Columns include ERA, W-L, G/GS, CG, SHO, SV, IP, H, R, ER, BB, SO, 2B, 3B, HR, BF, Avg, WP, HB, BK.

Year-by-year results table for 1994 season. Columns include date, opponent, score, and W/L.

@ Winn-Dixie (New Orleans, LA-2nd); # SEC West 1st. (Oxford, MS-2nd); ! East Regional (Clemson, SC-1st); S CWS (Omaha, NE-7th)

•SEC WEST CHAMPIONS•
•MIDWEST II REGIONAL•

Table with columns: Date, Opponent, Score, W/L. Lists game results from 2/18 to 4/8.

1995 • 50-13, 19-8 SEC
Head Coach: Hal Baird (1983-2000)

Player statistics table for 1995 season. Columns include AVG, GP/S, AB, R, H, 2B, 3B, HR, RBI, TB, SLG, BB, HB, SO, GDP, ORB%, SH/SF, SB-AT.

Player statistics table for 1995 season. Columns include ERA, W-L, G/GS, CG, SHO, SV, IP, H, R, ER, BB, SO, 2B, 3B, HR, BF, Avg, WP, HB, BK.

Year-by-year results table for 1995 season. Columns include date, opponent, score, and W/L.

@ Coca-Cola Classic (Mobile, AL-1st); # SEC West 1st. (Starkville, MS-4th); ! MW II Reg. (Okla. City, OK-2nd)





YEAR-BY-YEAR RESULTS & TEAM STATS

Date	Opponent	Score	W/L
2/9	VCU	10-1	W
2/10	VCU	7-3	W
2/11	VCU	9-2	W
2/17	VM7	14-0	W
2/17	VM7	6-0	W
2/18	VM	14-3	W
2/20	WINTHROP	5-1	W
2/21	WINTHROP [13]	8-9	L
2/24	@ Missouri	4-5	L
2/25	@ Michigan State [10]	10-9	W
2/28	at Sanford	2-5	L
3/1	& Indiana	6-3	W
3/2	& Troy State	11-4	W
3/4	UNC-GREENSBORO	9-4	W
3/5	UNC-GREENSBORO	6-4	W
3/6	UNC-GREENSBORO	9-3	W
3/8	* S. CAROLINA [10]	11-10	W
3/9	* SOUTH CAROLINA	9-10	L
3/10	* SOUTH CAROLINA	15-8	W
3/15	* at Tennessee	3-7	L
3/16	* at Tennessee [10]	10-5	W
3/17	* at Tennessee	0-11	L
3/20	at UAB [10]	2-1	W
3/22	* at Georgia	3-2	W
3/23	* at Georgia	4-7	L
3/24	* at Georgia	10-12	L
3/29	* KENTUCKY	16-10	W
3/30	* KENTUCKY	4-7	L
3/31	* KENTUCKY	12-6	W
4/2	Alabama (M)	0-2	L
4/5	* FLORIDA	7-12	L
4/6	* FLORIDA	10-7	W

1996 • 37-24, 12-18 SEC
Head Coach: Hal Baird (1985-2000)

Player	AVG	GP/S	AB	R	H	2B	3B	HR	RBI	TB	SLG	BB	SO	GDP	OB%	SH/SF	SB-AT	
Dolan Ruch	.369	53/49	187	34	69	17	1	1	45	91	.487	28	3	21	4	.446	6/0	2-3
Rob Macroy	.328	56/56	204	58	67	11	1	0	33	80	.392	40	6	22	3	.448	2/21	24-28
Josh Etheredge	.319	56/56	207	38	66	17	1	16	78	133	.643	29	10	51	5	.425	1/0	4-5
Mark Weeks	.315	54/54	222	62	70	13	7	4	39	109	.491	27	6	32	1	.404	0/7	16-18
Chad Wandall	.294	52/52	197	30	58	11	2	2	17	79	.401	9	1	20	3	.327	1/6	2-3
Kevin Chabot	.282	51/48	187	25	49	10	1	3	20	70	.374	12	3	36	2	.315	1/4	1-1
Kevin Chabot	.248	43/41	145	24	36	10	1	7	25	69	.476	25	6	30	3	.381	0/0	0-2
Ste. Chambless	.500	4/0	2	0	1	0	0	0	0	1	.500	1	1	1	0	.750	0/0	0-0
Tucker Dearth	.267	30/33	15	4	4	0	0	0	2	4	.267	4	0	3	0	.421	0/0	1-1
Casey Dunn	.254	45/24	126	12	32	4	0	2	23	42	.333	5	4	16	2	.301	1/1	1-1
David Ross	.254	39/21	71	11	18	3	1	0	8	23	.324	11	0	17	2	.349	1/2	0-0
Kirby Clark	.246	42/32	126	22	31	9	2	2	22	50	.397	7	1	16	3	.289	1/1	2-2
Tim Hudson	.242	13/9	33	6	8	2	0	3	7	19	.576	2	0	8	1	.286	0/0	2-2
Jamie Kersh	.235	45/30	119	17	28	4	1	1	20	37	.311	7	4	32	6	.298	1/7	2-2
Rus. Whitteburg	.208	46/27	96	28	20	3	1	0	6	25	.260	14	2	19	2	.319	1/2	9-9
Jason Gregory	.154	14/2	13	3	2	1	0	0	1	3	.231	1	1	5	0	.267	0/0	1-1
Patrick Wootton	.000	1/0	1	0	0	0	0	0	0	0	.000	0	0	0	0	.000	0/0	0-0
TOTALS	.287	56/56	1951	374	559	115	19	41	346	835	.428	222	48	330	37	.371	16/51	67-78
OPPONENTS	.253	56/56	1927	318	488	106	10	46	282	752	.390	235	38	489	31	.344	13/23	73-93

Player	FRA	W-L	G/GS	CG	SHO	SV	IP	H	R	ER	BB	SO	2B	3B	HR	BF	Avg	WP	HR BK	
Tim Hudson	3.25	5-3	25/4	0	0/1	3	74.2	65	31	27	31	70	8	2	4	282	.230	18	8	0
Elton Brown	3.90	6-3	24/1	0	0/2	2	64.2	54	39	28	37	77	16	3	2	244	.221	9	3	0
Ryan HALL	4.29	5-4	13/13	0	0/1	0	65.0	56	38	31	28	63	11	2	8	241	.232	4	3	1
Finley Woodward	4.76	5-4	26/12	0	0/1	2	81.1	80	54	43	51	62	14	2	10	317	.252	6	3	1
Bryan Hebson	5.47	7-6	19/17	0	0/1	0	100.1	120	73	61	34	91	29	1	9	406	.296	5	1	1
Ricky Collins	6.66	1-3	18/8	0	0/0	0	51.1	58	43	38	25	44	15	0	7	205	.283	13	5	2
Matt Taylor	3.15	2-0	10/0	0	0/0	0	20.0	15	7	7	7	26	0	0	2	73	.205	1	3	0
Alex Merriott	4.09	1-0	6/1	0	0/0	0	11.0	9	5	5	4	9	2	0	1	42	.214	0	0	0
Mitch Schardt	6.08	0-1	11/0	0	0/0	0	13.1	11	9	9	12	16	2	0	2	52	.212	0	0	1
Brian Krot	6.57	0-0	7/0	0	0/1	1	12.1	12	13	9	6	10	6	0	0	49	.245	1	2	0
Trev Alexander	12.00	0-0	3/0	0	0/0	0	3.0	8	6	4	0	1	3	0	1	16	.500	0	0	0
TOTALS	4.74	32-24	56/56	10	3/3	8	497.0	488	318	262	235	489	106	10	46	1927	.253	57	38	6
OPPONENTS	5.52	24-32	56/56	10	7/2	8	484.0	559	374	297	222	330	115	19	41	1951	.287	36	48	3

4/7	* FLORIDA	5-6	L
4/9	SAMFORD	1-0	W
4/13	* at Arkansas	2-9	L
4/13	* at Arkansas	6-9	W
4/14	* at Arkansas	4-2	W
4/16	MERCER	20-14	W
4/17	MERCER	13-6	W
4/19	* MISSISSIPPI STATE	0-8	L
4/20	* MISSISSIPPI STATE	3-10	L
4/21	* MISSISSIPPI STATE	3-1	W
4/23	MARSHALL	11-4	W
4/24	GEORGIA STATE	11-4	W
4/26	* at Ole Miss	15-4	W
4/27	* at Ole Miss	0-6	L
4/28	* at Ole Miss	10-5	W
4/30	UAB	3-5	L
5/1	TROY STATE	2-9	L
5/3	* LSU	2-14	L
5/4	* LSU	0-6	L
5/5	* LSU	7-3	W
5/7	COLUMBUS COLLEGE	9-8	W
5/10	* at Alabama	0-1	L
5/11	* Alabama (Hvr)	1-7	L
5/12	* at Alabama	0-4	L

@ Coca-Cola Classic (Mobile, AL-3rd); & Big 10 Classic (Montgomery, AL)

•COLLEGE WORLD SERIES•
•NCAA EAST REGIONAL•

Date	Opponent	Score	W/L
2/7	MOREHEAD STATE	15-5	W
2/8	MOREHEAD STATE	17-2	W
2/9	MOREHEAD STATE	4-2	W
2/11	MERCER	18-3	W
2/15	@ Southern Miss	4-3	W
2/16	@ at South Alabama	17-3	W
2/20	TROY STATE	10-7	W
2/22	MIDDLE TENN. ST.7	4-1	W
2/22	MIDDLE TENN. ST.7	11-7	W
2/23	MIDDLE TENN. ST.7	9-3	W
2/25	WINTHROP	13-7	W
2/26	WINTHROP	5-3	W
3/1	DUQUESNE	11-2	W
3/2	DUQUESNE	11-0	W
3/3	DUQUESNE	11-5	W
3/4	at Sanford (Vestavia)	7-0	W
3/5	DAVIDSON	14-3	W
3/7	* at South Carolina	3-17	L
3/8	* at South Carolina	10-6	W
3/9	* at South Carolina	21-6	W
3/12	WILLIAM & MARY	10-8	W
3/14	* TENNESSEE [10]	4-5	L
3/15	* TENNESSEE	16-4	W
3/16	* TENNESSEE	5-3	W
3/21	* GEORGIA	14-1	W
3/22	* GEORGIA	9-2	W
3/23	* GEORGIA	13-6	W
3/25	at UAB	9-7	W
3/28	* at Kentucky5	5-0	W
3/29	* at Kentucky [12]	5-6	L
3/30	* at Kentucky	18-3	W
4/2	SAMFORD	9-3	W
4/4	* at Florida	3-5	L

1997 • 50-17, 17-12 SEC
Head Coach: Hal Baird (1985-2000)

Player	AVG	GP/S	AB	R	H	2B	3B	HR	RBI	TB	SLG	BB	SO	GDP	OB%	SH/SF	SB-AT	
Adam Sullivan	.396	61/61	260	81	103	16	2	5	44	138	.531	32	11	32	8	.432	0/0	16-19
Tim Hudson	.396	65/65	273	71	108	21	0	18	95	183	.670	20	0	40	8	.430	5/0	2-3
Rob Macroy	.368	65/65	269	77	99	24	5	1	42	136	.506	27	9	19	2	.440	2/13	26-29
Casey Dunn	.362	57/57	235	54	85	19	1	5	56	121	.515	20	5	18	7	.421	1/0	0-2
Derek Reif	.343	60/59	213	51	73	20	2	4	48	109	.512	38	7	36	2	.449	5/7	6-8
Josh Etheredge	.342	64/64	234	79	80	16	2	20	82	160	.684	47	10	56	3	.468	2/0	6-8
Chad Wandall	.318	65/62	233	51	74	11	1	10	55	117	.502	29	4	38	4	.399	2/3	4-5
Jamie Kersh	.301	67/67	266	58	80	14	3	13	72	139	.523	26	5	54	9	.365	7/4	1-1
Heath Kelly	.288	67/67	233	48	67	13	1	4	41	94	.403	19	10	54	4	.365	1/11	5-6
Note Hare	.500	13/0	8	3	4	1	0	0	3	5	.625	1	0	1	1	.556	0/0	0-0
Stephen Chambless	.500	7/0	6	2	3	1	0	0	2	4	.667	1	1	0	0	.625	0/0	0-0
Jason Gregory	.400	10/0	5	3	2	0	0	0	0	2	.400	1	0	0	0	.500	0/0	0-0
Tucker Dearth	.276	47/12	58	16	16	2	0	3	11	29	.500	4	5	16	0	.362	2/4	0-0
Harrel Hill	.263	24/5	38	6	10	1	0	0	8	11	.289	3	0	6	3	.302	2/0	0-0
David Ross	.250	41/20	96	13	24	6	0	2	18	36	.375	10	3	12	3	.336	1/7	1-1
Patrick Wootton	.000	2/0	1	0	0	0	0	0	0	0	.000	0	0	0	0	.000	0/0	0-0
TOTALS	.341	67/67	2428	613	828	165	18	85	577	1284	.529	278	70	382	54	.419	30/49	67-82
OPPONENTS	.249	67/67	2280	354	568	125	10	63	319	902	.396	246	39	629	48	.329	25/14	56-81

Player	FRA	W-L	G/GS	CG	SHO	SV	IP	H	R	ER	BB	SO	2B	3B	HR	BF	Avg	WP	HR BK



YEAR-BY-YEAR RESULTS & TEAM STATS

SEC TOURNAMENT CHAMPIONS- NCAA ATLANTIC II REGIONAL-

Table with columns: Date, Opponent, Score, W/L. Lists game results from 2/7 to 4/3.

1998 • 46-18, 16-12 SEC Head Coach: Hal Baird (1985-2000)

Player statistics table for 1998 season. Columns include AVG, GP/S, AB, R, H, 2B, 3B, HR, RBI, TB, SLG, BB, HB, SO, GDP, ORB%, SH/SE, SB-AT.

Player statistics table for 1998 season. Columns include FRA, W-L, G/GS, CG, SHO, SV, IP, H, R, ER, BB, SO, 2B, 3B, HR, BF, Avg, WP, HB, BK.

Table with columns: Date, Opponent, Score, W/L. Lists game results from 4/4 to 5/24.

AUBURN REGIONAL CHAMPIONS- TALLAHASSEE SUPER REGIONAL-

Table with columns: Date, Opponent, Score, W/L. Lists game results from 1/29 to 4/3.

1999 • 46-19, 18-12 SEC Head Coach: Hal Baird (1985-2000)

Player statistics table for 1999 season. Columns include AVG, GP/S, AB, R, H, 2B, 3B, HR, RBI, TB, SLG, BB, HB, SO, GDP, ORB%, SH/SE, SB-AT.

Player statistics table for 1999 season. Columns include FRA, W-L, G/GS, CG, SHO, SV, IP, H, R, ER, BB, SO, 2B, 3B, HR, BF, Avg, WP, HB, BK.

Table with columns: Date, Opponent, Score, W/L. Lists game results from 4/4 to 6/5.





YEAR-BY-YEAR RESULTS & TEAM STATS

•ATLANTA REGIONAL•			
Date	Opponent	Score	W/L
2/5	WINTHROP	6-3	W
2/6	WINTHROP	11-5	W
2/8	at Sanford	28-6	W
2/9	at UAB	6-0	W
2/11	FURMAN7	19-7	W
2/12	FURMAN7	22-4	W
2/13	FURMAN	10-4	W
2/15	MERCER	11-3	W
2/16	UAB	11-6	W
2/18	+ at Tulane	8-11	L
2/19	+ at New Orleans [10]	4-3	W
2/20	+ Oakland	2-7	L
2/22	OAKLAND	8-4	W
2/23	SOUTH ALABAMA	9-4	W
2/25	VCU	7-6	W
2/26	VCU	11-6	W
2/27	VCU	3-7	L
2/29	TROY STATE	14-7	W
3/4	UNC CHARLOTTE	12-3	W
3/4	UNC CHARLOTTE7	7-1	W
3/5	UNC CHARLOTTE	16-1	W
3/7	DAVIDSON	10-5	W
3/10	* SOUTH CAROLINA	6-12	L
3/11	* SOUTH CAROLINA	9-10	L
3/12	* SOUTH CAROLINA	7-8	L
3/14	LIBERTY [10]	6-5	W
3/17	* at Arkansas	11-6	W
3/18	* at Arkansas	10-7	W
3/19	* at Arkansas	21-11	W
3/24	* GEORGIA	18-6	W
3/25	* GEORGIA	9-4	W
3/26	* GEORGIA	9-8	W
3/28	Troy State (M) [10]	11-8	W
3/31	* LSU	11-18	L

2000 • 41-20, 17-13 SEC																				
Head Coach: Hal Baird (1985-2000)																				
Player	AVG	GP/S	AB	R	H	2B	3B	HR	RBI	TB	SLG	BB	SO	GDP	ORB%	SH/SF	SB-AT			
Colter Bean	3.29	9-5	31/72	2	0/1	5	87.2	76	40	32	32	77	14	2	7	330	230	8	9	0
Chris Bootcheck	3.76	8-2	19/19	1	0/0	0	122.0	127	62	51	47	101	20	1	8	475	267	8	7	0
Hayden Glemmo	4.59	4-1	11/11	0	0/1	0	49.0	53	29	25	12	30	8	1	3	195	272	3	7	0
Levane Speigner	5.82	3-3	22/13	0	0/0	1	85.0	103	71	55	26	49	13	1	11	346	298	2	5	1
Brandon Mayfield	6.23	7-2	33/0	0	0/1	1	52.0	67	42	36	13	35	7	2	8	212	316	3	3	0
Brent Speigner	7.11	4-5	22/11	0	0/0	1	68.1	98	65	54	35	50	24	2	7	295	332	13	9	1
Kevin Knorst	7.36	2-1	13/5	1	0/0	0	25.2	29	24	21	10	17	9	0	3	105	276	5	1	0
Jacob Summers	9.00	2-1	14/0	0	0/0	0	14.0	19	18	14	12	11	4	0	2	60	317	2	0	0
Kyle Hudlow	10.05	2-0	11/0	0	0/0	0	14.1	16	16	16	20	13	2	0	1	54	296	6	3	0
Justin Brown	0.00	0-0	2/0	0	0/0	0	2.0	2	0	0	3	1	0	0	0	8	250	0	0	0
Colbe Gross	0.00	0-0	1/0	0	0/0	0	1.0	2	0	0	0	0	0	0	0	4	500	0	0	0
Shane McBride	5.06	0-0	0/0	0	0/0	0	10.2	12	6	8	8	7	2	0	1	42	286	0	2	0
Jason Kreither	13.50	0-0	1/0	0	0/0	0	0.2	0	1	3	0	0	0	0	0	2	000	0	0	0
Sean Jones	17.18	0-0	5/0	0	0/0	0	3.2	7	7	7	6	3	1	0	0	18	389	0	0	1
TOTALS	5.31	41-20	61/61	4	1/1	8	536.0	611	381	316	227	394	104	9	51	2146	285	50	46	3
OPPONENTS	7.56	20-41	61/61	4	0/0	5	519.0	702	558	436	340	314	144	15	63	2169	324	61	65	8

4/1	* LSU	7-1	W
4/2	* LSU	10-12	L
4/4	MERCER7	19-2	W
4/7	* at Ole Miss	3-8	L
4/8	* at Ole Miss	16-8	W
4/9	* at Ole Miss	2-7	L
4/11	SAMFORD	10-4	W
4/14	* at Tennessee [10]	4-3	W
4/15	* at Tennessee	6-4	W
4/16	* at Tennessee	7-6	W
4/21	* VANDERBILT	5-1	W
4/22	* VANDERBILT	8-9	L
4/23	* VANDERBILT	10-8	W
4/28	* at Florida	3-5	L
4/29	* at Florida [10]	11-8	W
4/30	* at Florida	6-7	L
5/5	* at Alabama	2-3	L
5/6	* at Alabama	6-3	W
5/7	* at Alabama	4-13	L
5/12	* MISSISSIPPI ST.	6-3	W
5/13	* MISSISSIPPI ST.	9-10	L
5/14	* MISSISSIPPI ST.	9-5	W
5/17	# Florida	2-7	L
5/18	# South Carolina	4-11	L
5/26	! Stetson	5-9	L
5/27	! Georgia Southern	11-5	W
5/27	! Stetson	10-13	L

+ Winn Dixie Showdown (New Orleans, LA); # SEC Tournament (Hoover, AL); ! NCAA Regional (Atlanta, GA-3rd)

•TALLAHASSEE REGIONAL•			
Date	Opponent	Score	W/L
2/2	W. CAROLINA	14-1	W
2/3	W. CAROLINA	4-2	W
2/4	W. CAROLINA	5-4	W
2/9	CAMPBELL	11-0	W
2/10	CAMPBELL	7-3	W
2/10	CAMPBELL	10-2	W
2/13	TROY STATE	4-3	W
2/16	+ Minnesota	14-6	W
2/17	+ North Carolina	11-1	W
2/18	+ at South Alabama [10]	4-3	W
2/20	MERCER	13-3	W
2/23	VCU	6-2	W
2/24	VCU	5-4	W
2/28	SOUTH ALABAMA	3-9	L
3/2	CHARLESTON STHN	5-0	W
3/6	GEORGIA TECH	4-0	W
3/7	DAVIDSON	16-3	W
3/9	* at Mississippi St. [10]	1-2	L
3/10	* at Mississippi St.	0-4	L
3/11	* at Mississippi St.	2-8	L
3/16	* OLE MISS	8-10	L
3/17	* OLE MISS [11]	2-3	L
3/18	* OLE MISS	5-6	L
3/23	* at Georgia	6-9	L
3/24	* at Georgia	4-8	L
3/25	* at Georgia	4-5	L
3/27	Troy State (M)	5-0	W
3/30	* TENNESSEE	11-3	W
3/31	* TENNESSEE	9-2	W
4/1	* TENNESSEE	7-2	W
4/6	* at Vanderbilt	12-2	W
4/7	* at Vanderbilt	18-11	W
4/8	* at Vanderbilt	6-8	L

2001 • 37-21, 15-15 SEC																			
Head Coach: Steve Renfro (2001-2004)																			
Player	AVG	GP/S	AB	R	H	2B	3B	HR	RBI	TB	SLG	BB	SO	GDP	ORB%	SH/SF	SB-AT		
Alaion Kent	3.50	58/58	240	30	84	16	2	3	31	113	.411	25	4	26	7	.415	3/1	15-22	
Colbe Gross	3.27	58/38	208	51	68	19	1	15	67	134	.644	57	4	25	4	.469	6/0	11-12	
Trent Pratt	3.08	58/57	201	46	62	19	2	7	41	106	.527	35	3	43	4	.415	2/1	2-3	
Jovan Moran	3.06	57/57	255	54	78	14	3	1	36	101	.396	16	5	32	3	.354	4/2	24-28	
Brett Burnham	2.75	52/51	167	31	46	11	2	1	22	64	.383	28	14	35	2	.417	2/7	1-1	
Scott Schade	2.65	58/58	223	33	59	11	1	4	30	84	.377	20	9	50	6	.346	2/2	0-0	
Justin Christian	2.59	54/53	193	38	50	5	1	2	19	63	.326	28	5	27	7	.366	1/15	18-20	
Jonathan Schuerholz	2.42	58/58	190	45	46	6	0	0	33	52	.274	33	10	33	4	.377	3/8	11-14	
Adam Faust	4.55	8/0	11	1	5	0	0	0	5	5	.455	1	0	2	0	.500	0/0	0-0	
Chris Beaird	3.75	6/1	8	2	3	1	0	0	0	4	.500	1	1	2	0	.500	0/0	0-0	
Ernie Carvalho	3.33	4/1	3	2	1	0	0	0	2	1	.333	2	0	2	0	.500	1/0	0-0	
Lynn Shoop	3.08	15/2	13	8	4	0	1	0	5	6	.462	1	1	3	1	.375	1/0	0-0	
Todd Faulkner	2.91	35/35	151	20	44	10	1	2	37	62	.411	14	1	21	4	.355	0/1	0-0	
Hayden Glemmo	2.55	20/16	51	9	13	1	0	0	5	14	.275	15	0	7	1	.424	0/4	1-1	
Trent Wilson	2.31	16/2	13	8	3	2	0	0	4	5	.385	1	0	2	0	.286	0/0	0-0	
Bobby Huddleston	2.06	20/9	34	4	7	2	0	0	5	9	.265	4	2	5	3	.325	0/0	0-0	
John Tyler	1.76	11/6	17	4	3	1	0	0	3	4	.235	7	0	4	0	.417	0/2	1-1	
Joseph Zanthos	0.00	3/0	3	0	0	0	0	0	0	0	.000	0	1	1	0	.250	0/0	0-0	
TOTALS	2.91	58/58	1981	406	576	118	14	35	365	827	.417	288	60	320	46	.393	25/43	84-102	
OPPONENTS	2.70	58/58	1990	284	538	99	7	40	259	771	.387	177	44	292	37	.340	22/33	44-66	

4/10	SAMFORD	6-5	W
4/13	* ARKANSAS	10-1	W
4/14	* ARKANSAS	11-4	W
4/15	* ARKANSAS	10-5	W
4/17	at Georgia Tech	1-11	L
4/20	* ALABAMA [11]	5-4	W
4/21	* ALABAMA	7-5	W
4/22	* ALABAMA	10-5	W
4/25	UAB	15-3	W
4/27	* at South Carolina	9-10	L
4/28	* at South Carolina	4-7	L
4/29	* at South Carolina	5-3	W
5/1	at UAB	12-2	W
5/4	* FLORIDA	5-2	W
5/5	* FLORIDA	6-10	L
5/6	* FLORIDA	2-5	L
5/11	* at LSU	5-20	L
5/12	* at LSU	7-5	W
5/13	* at LSU	9-7	W
5/16	# Georgia	4-8	L
5/17	# South Carolina	4-5	L
5/25	! Jacksonville [10]	8-7	W
5/26	! at Florida State	6-10	L
5/26	! Jacksonville	3-2	W
5/27	! at Florida State	6-9	L

+ Coca-Cola Classic (Mobile, AL-1st); # SEC Tournament (Hoover, AL-17th); ! NCAA Regional (Tallahassee, FL-2nd)



YEAR-BY-YEAR RESULTS & TEAM STATS

TUSCALOOSA REGIONAL
Date Opponent Score W/L
2/8 VCU 11-3 W
2/9 VCU 9-4 W
2/10 VCU 8-2 W
2/12 SAMFORD 2-5 L
2/15 MARSHALL 11-5 W
2/16 MARSHALL 21-4 W
2/17 MARSHALL 15-6 W
2/19 TROY STATE 13-0 W
2/22 at Clemson 4-7 L
2/23 at Clemson 5-8 L
2/24 at Clemson 5-6 L
3/1 MURRAY STATE 5-3 W
3/2 MURRAY STATE 9-0 W
3/3 MURRAY STATE 7 12-2 W
3/5 at UAB 13-1 W
3/6 at Samford 6-4 W
3/8 NORTH CAROLINA 6-5 W
3/9 NORTH CAROLINA 7-5 W
3/10 NORTH CAROLINA 11-5 W
3/15 * KENTUCKY 1-3 L
3/16 * KENTUCKY 4-3 W
3/17 * KENTUCKY 5-0 W
3/19 UAB 9-2 W
3/22 * at Tennessee 3-0 W
3/23 * at Tennessee 2-5 L
3/24 * at Tennessee 8-1 W
3/29 * at Florida 8-3 W
3/30 * at Florida 5-9 L
3/31 * at Florida 1-6 L
4/2 MERCER 3-2 W
4/3 at South Alabama 6-1 W
4/5 * LSU 4-9 W
4/6 * LSU 11-3 W
4/7 * LSU 5-9 L
4/9 GEORGIA TECH 5-9 L
4/12 * at Ole Miss 10-3 W

2002 • 34-26, 15-15 SEC
Head Coach: Steve Renfroe (2001-2004)
Player AVG GP/S AB R H 2B 3B HR RBI TB SLG BB SO GDP ORB% SH/SF SB-AT
Totals .302 60/60 2116 399 639 128 7 41 357 904 .427 215 41 356 38 .373 25/43 56-66
Opponents .277 60/60 2038 324 564 120 14 53 296 871 .427 165 47 361 45 .342 20/28 49-65

4/13 * at Ole Miss 1-2 L
4/14 * at Ole Miss 2-10 L
4/16 at Georgia Tech 4-10 L
4/19 * MISS. STATE 7-5 W
4/20 * MISS. STATE 1-12 L
4/21 * MISS. STATE 19-7 W
4/26 * at Alabama 6-8 L
4/27 * at Alabama 5-6 L
4/28 * at Alabama 0-7 L
4/30 Troy State (M) 6-11 L
5/3 * VANDERBILT 6-5 W
5/4 * VANDERBILT 6-5 W
5/5 * VANDERBILT (10) 7-6 W
5/10 * GEORGIA 10-9 W
5/11 * GEORGIA (11) 9-10 L
5/12 * GEORGIA 8-7 W
5/14 SOUTH ALABAMA 6-4 W
5/17 * at Arkansas 5-18 L
5/18 * at Arkansas (10) 7-3 W
5/19 * at Arkansas 1-4 L
5/22 # LSU 1-2 L
5/23 # Arkansas 5-8 L
5/31 ! Florida Atlantic 11-16 L
6/1 ! at Alabama 3-6 L

SEC Tournament (Hoover, AL-17th); ! NCAA Regional (Tuscaloosa, AL-4th)

AUBURN REGIONAL
Date Opponent Score W/L
2/7 VCU 5-4 W
2/8 VCU 2-5 L
2/9 VCU 5-0 W
2/11 SAMFORD 10-1 W
2/14 VIRGINIA 14-13 W
2/15 VIRGINIA 5-3 W
2/16 VIRGINIA 7-5 W
2/18 SOUTH ALABAMA 3-17 L
2/22 CLEMSON 8-1 W
2/22 CLEMSON 8-11 L
2/23 CLEMSON 7-3 W
2/25 TROY STATE 5-1 W
2/28 ELON 11-1 W
3/1 ELON 3-1 W
3/2 ELON 7-1 W
3/4 at Samford 11-2 W
3/7 at North Carolina 8-7 W
3/8 at North Carolina 7-3 W
3/9 at North Carolina 13-5 W
3/11 GEORGIA TECH 2-4 L
3/15 * TENNESSEE 3-2 W
3/15 * TENNESSEE 6-9 L
3/16 * TENNESSEE 3-2 W
3/18 at Georgia Tech 7-5 W
3/21 * at Kentucky 14-10 W
3/22 * at Kentucky 10-3 W
3/23 * at Kentucky 10-3 W
3/28 * at Georgia (13) 4-3 W
3/29 * at Georgia 6-3 W
3/30 * at Georgia 6-7 L
4/2 Troy State (M) 13-2 W
4/4 * ALABAMA 10-2 W
4/5 * ALABAMA 2-3 L

2003 • 42-21, 18-12 SEC
Head Coach: Steve Renfroe (2001-2004)
Player AVG GP/S AB R H 2B 3B HR RBI TB SLG BB SO GDP ORB% SH/SF SB-AT
Totals .263 63/63 2244 399 687 139 21 50 374 1018 .454 212 43 409 39 .374 21/34 50-67
Opponents .263 63/63 2144 305 564 99 11 53 285 844 .394 173 43 446 37 .327 27/33 37-61

4/6 * ALABAMA 7-6 W
4/11 * at Mississippi State 2-4 L
4/12 * at Mississippi State 8-5 W
4/13 * at Mississippi State 7-3 W
4/15 UAB 4-2 W
4/18 * ARKANSAS 7-9 L
4/19 * ARKANSAS 6-11 L
4/20 * ARKANSAS 5-2 W
4/22 at South Alabama 1-10 L
4/25 * at Vanderbilt 4-7 L
4/26 * at Vanderbilt 7-4 W
4/27 * at Vanderbilt 0-3 L
5/3 * FLORIDA 7-2 W
5/3 * FLORIDA 6-8 L
5/4 * FLORIDA 4-3 W
5/9 * at LSU 5-6 L
5/10 * at LSU 6-8 L
5/11 * at LSU 14-8 W
5/13 MERCER 7-0 W
5/16 * OLE MISS 4-7 L
5/17 * OLE MISS 5-2 W
5/18 * OLE MISS 6-2 W
5/22 # Vanderbilt 3-1 W
5/23 # Alabama 5-1 L
5/24 # South Carolina 5-1 W
5/24 # Alabama 7 3-13 L
5/30 ! Princeton 3-2 W
5/31 ! Ohio State 2-6 L
5/31 ! Clemson 15-0 W
6/1 ! Ohio State 7-9 L

SEC Tournament (Hoover, AL-13th); ! NCAA Regional (Auburn, AL-2nd)





YEAR-BY-YEAR RESULTS & TEAM STATS

Date	Opponent	Score	W/L
2/13	WESTERN CAROLINA	5-4	W
2/14	WESTERN CAROLINA	4-1	W
2/15	WESTERN CAROLINA	6-0	W
2/20	BOSTON COLLEGE [10]	6-5	W
2/21	BOSTON COLLEGE	4-11	L
2/22	BOSTON COLLEGE	2-1	W
2/24	SAMFORD	11-5	W
2/27	HOFSTRA	19-4	W
2/28	HOFSTRA	6-4	W
2/29	HOFSTRA	9-3	W
3/2	GEORGIA TECH	6-2	W
3/5	VCU	9-3	W
3/6	VCU	7-0	W
3/7	VCU	4-3	W
3/9	TROY STATE	4-2	W
3/12	at Clemson	9-14	L
3/13	at Clemson	5-4	W
3/14	at Clemson	9-6	W
3/17	Troy State (M)	3-4	L
3/19	* KENTUCKY	0-8	L
3/20	* KENTUCKY	3-4	L
3/21	* KENTUCKY [10]	3-2	W
3/23	at UAB	13-6	W
3/26	* at Tennessee	4-3	W
3/27	* at Tennessee [10]	6-7	L
3/28	* at Tennessee	7-3	W
3/30	at Georgia Tech	5-20	L
4/2	* LSU [10]	7-6	W
4/3	* LSU	3-5	L
4/4	* LSU	2-3	L
4/6	UAB	5-2	W
4/9	* at Ole Miss	1-6	L
4/11	* at Ole Miss 7	2-1	W
4/11	* at Ole Miss 7	3-2	W
4/13	at South Alabama [10]	9-10	L

2004 • 32-24, 12-18 SEC
Head Coach: Steve Renfroe (2001-2004)

Player	AVG	GP/S	AB	R	H	2B	3B	HR	RBI	TR	SLG	BB	SO	GDP	ORB%	SH/SF	SB-AT
Clete Thomas	.329	56/56	216	53	71	16	6	4	45	111	.514	35	5	41	2	.429	3/2 24-28
Tim Hudett	.306	56/56	206	43	63	12	1	0	23	77	.374	44	5	43	6	.434	3/2 25
J.T. Williamson	.293	39/23	92	11	27	6	0	1	14	36	.391	13	0	19	1	.377	1/1 1-1
Sean Gamble	.293	55/55	222	36	65	20	3	0	34	91	.410	17	7	28	4	.357	3/0 3-5
Mike Hnytko	.284	37/17	74	10	21	4	0	0	13	25	.338	8	1	11	3	.357	1/3 0-0
Ben Sprague	.277	50/37	137	27	38	5	0	1	19	46	.336	13	0	28	0	.336	2/15 4-5
Josh Bell	.274	56/56	226	33	62	7	0	10	46	99	.438	12	5	65	6	.321	3/0 0-0
Chuck Jeroloman	.270	53/53	211	34	57	13	2	8	37	98	.464	21	1	47	2	.336	2/2 0-0
Ben Mailand	.270	44/43	141	18	38	4	3	0	15	48	.340	20	1	20	3	.362	1/7 2-2
Josh Sullivan	.264	41/36	125	18	33	8	0	4	24	53	.424	10	4	34	1	.338	0/0 1-2
Derek Sain	.264	53/48	182	21	48	6	1	2	13	62	.341	9	2	35	3	.304	1/5 0-0
Kyle Mayo	.207	25/14	58	8	12	4	0	1	7	19	.328	10	1	23	2	.324	2/2 0-0
Bruce Edwards	.139	24/8	36	5	5	0	0	0	0	1	.139	5	1	18	0	.262	0/0 2-2
Mike Felix	.000	3/2	7	0	0	0	0	0	0	0	.000	0	0	3	1	.000	0/0 0-0
Cory Zimmerman	.000	3/0	1	1	0	0	0	0	0	0	.000	1	0	1	0	.500	0/0 0-0
Nick Huling	.000	1/0	1	0	0	0	0	0	0	0	.000	0	0	0	0	.000	0/0 0-0
TOTALS	.279	56/56	1935	318	540	105	16	31	291	770	.398	218	33	416	34	.358	22/39 39-50
OPPONENTS	.264	56/56	1933	320	510	106	8	44	290	764	.395	203	46	411	38	.345	20/29 56-76

Player	FRA	W-L	G/GS	CG	SHO	SV	IP	H	R	ER	BB	SO	2B	3B	HR	BF	Avg	WP	HR/BK	
Chris Dennis	2.61	4-0	22/1	0	0/1	2	38.0	36	18	11	6	43	9	2	0	146	.247	1	4	0
Steven Register	4.02	7-0	22/3	0	0/0	8	56.0	55	26	25	16	52	11	1	8	219	.251	4	5	1
Cory Duesitt	4.52	4-4	25/5	0	0/1	1	63.2	66	39	32	15	55	14	1	5	246	.268	2	6	0
Mike Felix	4.52	4-5	18/15	0	0/2	0	61.2	51	38	31	41	50	7	0	5	228	.224	18	5	0
Michael Nix	4.56	1-3	20/0	0	0/0	0	25.2	22	16	13	19	30	5	0	0	89	.247	2	0	0
Arnold Hughley	4.58	6-4	16/16	1	0/0	0	96.1	106	58	49	23	79	21	3	9	377	.281	5	10	2
Josh Bell	4.75	3-3	14/9	0	0/1	0	53.0	47	35	28	37	36	12	0	8	202	.233	4	2	0
John Madden	5.53	1-2	29/0	0	0/2	0	42.1	44	30	26	26	40	6	0	0	166	.265	3	5	0
Grant Cardwell	5.91	0-0	7/0	0	0/0	0	10.2	10	8	7	2	9	3	0	1	45	.222	2	0	1
Jared Shore	6.94	0-1	13/1	0	0/1	0	23.1	35	22	18	3	10	10	0	4	101	.347	2	2	1
Colby Paxton	8.57	2-2	11/6	0	0/2	0	21.0	30	20	20	10	4	6	1	2	88	.341	1	5	1
Lee Carter	0.00	0-0	1/0	0	0/0	0	1.0	0	0	0	0	0	0	0	0	3	.000	0	0	0
Jim Miksis	2.70	0-0	3/0	0	0/0	0	3.1	5	5	1	3	1	2	0	1	15	.333	1	0	0
Josh Sullivan	18.00	0-0	1/0	0	0/0	0	1.0	2	2	2	1	1	0	0	0	3	.333	1	1	0
Ted Bryant	27.00	0-0	1/0	0	0/0	0	1.0	2	3	3	1	1	0	0	1	5	.400	2	1	0
TOTALS	4.81	32-24	56/56	1	3/3	11	498.0	510	320	266	203	411	106	8	44	1933	.264	48	46	6
OPPONENTS	5.13	24-32	56/56	1	3/3	11	489.2	540	318	279	218	416	105	16	31	1935	.279	39	33	11

4/16	* at Alabama	8-2	W
4/17	* at Alabama	7-1	W
4/18	* at Alabama	0-19	L
4/20	SOUTH ALABAMA 8	10-0	W
4/23	* MISSISSIPPI STATE	4-6	L
4/24	* MISSISSIPPI STATE [13]	8-9	L
4/25	* MISSISSIPPI STATE	6-5	W
4/27	at Samford	6-2	W
4/30	* at Florida	4-7	L
5/1	* at Florida	8-11	L
5/2	* at Florida	8-22	L
5/7	* SOUTH CAROLINA	12-9	W
5/8	* SOUTH CAROLINA	1-3	L
5/9	* SOUTH CAROLINA	11-12	L
5/14	* GEORGIA	2-11	L
5/15	* GEORGIA	0-4	L
5/16	* GEORGIA	4-3	W
5/18	MERCER	1-2	L
5/21	* at Arkansas	7-9	L
5/22	* at Arkansas	7-4	W
5/23	* at Arkansas	3-15	L

•TALLAHASSEE REGIONAL•

Date	Opponent	Score	W/L
2/4	HOFSTRA	18-5	W
2/5	HOFSTRA	11-3	W
2/6	HOFSTRA	6-5	W
2/11	at Florida State	3-7	L
2/12	at Florida State	5-6	L
2/13	at Florida State	9-2	W
2/15	MERCER	6-5	W
2/18	VCU	4-3	W
2/19	VCU	11-0	W
2/20	VCU	6-4	W
2/22	TROY	12-2	W
2/25	ELON [12]	8-7	W
2/26	ELON	4-6	L
3/1	SOUTH ALABAMA	0-3	L
3/4	CLEMSON	6-5	W
3/5	CLEMSON	8-4	W
3/6	CLEMSON	3-14	L
3/11	VMI	5-4	W
3/12	VMI	12-0	W
3/13	VMI	4-3	W
3/18	* TENNESSEE	1-2	L
3/19	* TENNESSEE	7-1	W
3/20	* TENNESSEE	2-7	L
3/23	at Georgia Tech [11]	7-6	W
3/25	* at LSU	6-4	W
3/26	* at LSU	3-6	L
3/27	* at LSU	7-5	W
3/29	SAMFORD	6-9	L
4/1	* ARKANSAS	5-4	W
4/2	* ARKANSAS	8-7	W
4/3	* ARKANSAS	6-8	L
4/5	GEORGIA TECH	2-3	L
4/8	* at Mississippi State	1-4	L

2005 • 34-26, 13-17 SEC
Head Coach: Tom Slater (2005-2008)

Player	AVG	GP/S	AB	R	H	2B	3B	HR	RBI	TR	SLG	BB	SO	GDP	ORB%	SH/SF	SB-AT
Karl Amonite	.365	58/58	208	46	76	25	1	11	59	136	.654	41	5	35	2	.469	6/0 0-0
Josh Bell	.338	59/59	240	40	81	17	0	11	59	131	.546	22	5	42	8	.401	2/0 1-1
Tyler Johnstone	.328	60/60	259	53	85	12	3	0	29	103	.398	22	4	18	5	.388	1/3 24-28
Clete Thomas	.328	60/60	238	66	78	18	6	9	41	135	.567	33	9	61	2	.423	4/0 23-26
Bruce Edwards	.313	57/55	201	35	63	7	1	1	13	75	.373	28	2	56	1	.403	0/2 13-17
Jeff Dowdell	.300	39/34	120	20	36	8	1	4	20	58	.483	18	7	39	2	.421	0/2 2-4
Josh Donaldson	.294	47/39	153	20	45	7	0	7	26	73	.477	11	3	34	2	.347	3/3 0-0
Russell Dixon	.289	53/42	142	14	41	8	2	1	29	56	.394	22	2	43	0	.380	5/0 3-3
Ben Sprague	.246	47/28	118	16	29	3	2	1	16	39	.331	5	1	25	1	.278	2/3 3-8
Adam Storey	.194	58/55	201	21	39	5	0	0	14	44	.219	13	2	23	7	.249	1/2 6-6
Philip Stringer	.226	36/26	84	11	19	4	1	0	12	25	.298	15	5	18	2	.375	0/2 0-2
Joey Huskins	.172	25/14	58	4	10	2	0	0	6	12	.207	7	4	14	1	.304	0/0 0-0
Derek Sain	.125	40/7	32	9	4	2	0	1	2	9	.281	5	0	3	1	.237	1/0 0-0
Mike Hnytko	.100	8/2	10	0	0	0	0	0	0	1	.100	1	0	1	0	.182	0/2 0-0
Joey Osborne	.000	2/1	4	0	0	0	0	0	0	0	.000	0	0	3	0	.000	0/0 0-0
Jarvis Coleman	.000	3/0	1	1	0	0	0	0	0	0	.000	0	0	1	0	.000	0/0 1-1
TOTALS	.293	60/60	2069	356	607	118	17	46	326	897	.434	243	49	416	34	.377	25/19 76-96
OPPONENTS	.266	60/60	2054	291	547	103	8	39	265	783	.381	169	41	389	38	.332	17/38 65-100



YEAR-BY-YEAR RESULTS & TEAM STATS

Table with columns: Date, Opponent, Score, W/L. Lists game results from 2/3 to 4/9.

2006 • 22-34, 9-21 SEC. Head Coach: Tom Slater (2005-2008). Player statistics table with columns: Player, AVG, GP/S, AB, R, H, 2B, 3B, HR, RBI, TB, SLG, BB, HB, SO, GDP, ORB%, SH/SF, SB-AT.

Table with columns: Date, Opponent, Score, W/L. Lists game results from 4/11 to 5/20.

Table with columns: Date, Opponent, Score, W/L. Lists game results from 2/9 to 4/8.

2007 • 31-25, 10-20 SEC. Head Coach: Tom Slater (2005-2008). Player statistics table with columns: Player, AVG, GP/S, AB, R, H, 2B, 3B, HR, RBI, TB, SLG, BB, HB, SO, GDP, ORB%, SH/SF, SB-AT.

Table with columns: Date, Opponent, Score, W/L. Lists game results from 4/10 to 5/19.

@Coco-Cola Classic (Mobile, Ala.)





YEAR-BY-YEAR RESULTS & TEAM STATS

Date	Opponent	Score	W/L
2/22	EAST TENN. STATE	6-3	W
2/23	EAST TENN. STATE	12-1	W
2/24	EAST TENN. STATE	12-4	W
2/25	EAST TENN. STATE	12-2	W
2/28	#11 FLORIDA STATE	5-7	L
2/29	#11 FLORIDA STATE	5-6	L
3/1	at #11 Florida State	3-4	L
3/2	at #11 Florida State	1-10	L
3/4	DAVIDSON	10-2	W
3/5	DAVIDSON	8-7	W
3/6	VMI	9-3	W
3/7	VMI	6-4	W
3/8	VMI	10-1	W
3/9	VMI	6-5	W
3/11	APPALACHIAN STATE	17-0	W
3/12	APPALACHIAN STATE	2-4	L
3/14	* at Florida	1-7	L
3/15	* at Florida	8-12	L
3/16	* at Florida	2-6	L
3/18	at Troy	6-4	W
3/21	* #2 KENTUCKY	2-0	W
3/22	* #2 KENTUCKY	7-5	W
3/23	* #2 KENTUCKY	8-9	L
3/25	MERCER	10-4	W
3/26	vs. Sanford (Hvr)	14-6	W
3/28	* TENNESSEE	12-6	W
3/29	* TENNESSEE [11]	4-8	L
3/30	* TENNESSEE	4-3	W
4/1	at South Alabama	3-4	L
4/4	* at Arkansas	5-2	W
4/5	* at Arkansas	4-5	L
4/6	* at Arkansas [10]	12-10	W
4/8	GEORGIA STATE	9-6	W
4/9	MISS. VALLEY STATE	10-2	W
4/11	* #10 SOUTH CAROLINA	6-7	L

2008 • 28-28, 11-19 SEC
Head Coach: Tom Slater (2005-2008)

Player	AVG	GP/S	AB	R	H	2B	3B	HR	RBI	TB	SLG	BB	HB	SO	GDP	OB%	SH/SF	SB-AT
Hunter Morris	.351	54/54	211	42	74	15	2	11	49	126	.597	29	3	26	0	.433	2/0	4-6
Joseph Sanders	.348	50/48	201	40	70	19	0	6	52	107	.532	8	1	25	3	.369	4/2	12-16
Brian Fletcher	.324	54/50	185	42	60	17	3	10	42	113	.411	21	8	53	2	.408	4/0	6-9
Mike Bianucci	.320	56/56	197	54	63	19	2	13	45	125	.635	37	10	49	2	.438	7/1	12-17
David Cunningham	.319	37/28	116	17	37	7	1	0	14	46	.397	6	5	34	1	.372	2/0	1-2
Trent Mummey	.305	53/47	197	49	60	11	2	4	23	87	.442	24	8	34	1	.398	2/4	18-23
Matt Hall	.279	55/55	197	39	55	10	2	4	27	81	.411	19	2	41	5	.342	4/8	7-10
Justin Hargett	.278	50/48	176	24	49	2	0	1	18	54	.307	23	1	25	4	.365	0/9	4-7
Kevin Patterson	.255	51/44	157	23	40	9	2	5	26	68	.433	29	1	38	4	.372	1/0	3-5
Ryan Jenkins	.233	44/38	129	18	30	7	1	1	18	42	.326	10	0	23	1	.288	0/6	1-3
Justin Jones	.333	10/0	6	3	2	2	0	0	4	4	.667	2	0	3	0	.500	0/0	0-1
Ben Jones	.282	47/9	71	10	20	5	0	1	10	28	.394	4	4	16	2	.354	0/0	2-3
Tony Caldwell	.270	29/17	63	14	17	9	0	0	10	26	.413	11	4	13	5	.400	2/0	0-0
Luke Greinke	.257	13/11	35	11	9	3	0	2	8	18	.514	4	2	3	1	.349	2/0	3-3
Wes Gilmer	.000	3/0	4	0	0	0	0	0	0	0	.000	0	1	2	0	.200	0/0	0-0
Jamie Dinkard	.000	3/0	2	0	0	0	0	0	0	0	.000	0	1	0	0	.000	0/0	1-1
Bradley Ray	.000	7/0	2	0	0	0	0	0	0	0	.000	1	1	0	0	.500	0/0	0-0
TOTALS	.301	56/56	1949	387	586	135	15	58	346	925	.475	228	51	386	31	.383	30/30	74-106
OPPONENTS	.282	56/56	1948	316	550	109	13	49	287	832	.427	167	45	394	36	.350	15/34	48-67

Player	ERA	W-L	G/GS	CG	SHO	SV	IP	H	R	ER	BB	SO	2B	3B	HR	BF	Avg	WP	HB	RK	
Evan Crawford	2.42	3-0	29/0	0	0/1	0	44.2	41	18	12	25	42	7	0	0	3	168	.244	4	1	2
Bryan Woodall	3.83	0-2	31/0	0	0/1	11	40.0	46	19	17	6	42	8	2	5	152	.303	1	4	1	
Grant Dayton	3.89	7-2	18/14	0	0/2	1	81.0	87	42	35	13	79	22	4	9	324	.269	5	4	1	
Cory Luckie	4.38	4-4	15/14	1	0/0	1	63.2	71	39	31	12	37	13	2	4	254	.280	3	3	0	
Luke Greinke	4.64	4-4	14/9	0	0/1	0	54.1	63	37	28	18	41	12	1	2	215	.293	9	7	0	
Michael Hurst	4.89	3-5	27/0	0	0/0	0	38.2	36	28	21	13	30	6	0	2	147	.245	0	10	2	
Bradley Hendrix	6.04	1-2	19/7	0	0/0	0	50.2	67	34	34	13	33	14	2	7	204	.328	5	6	0	
Scott Shuman	6.07	2-2	12/3	0	0/0	0	29.2	27	24	20	16	18	4	0	4	111	.243	2	3	0	
Austin Hubbard	6.27	1-1	8/2	0	0/1	0	18.2	27	14	13	17	11	7	1	0	76	.355	1	2	1	
Taylor Thompson	6.28	3-6	21/6	1	0/0	0	61.2	67	44	43	19	51	13	1	11	247	.271	4	3	0	
Sean Ray	3.38	0-0	3/0	0	0/0	0	5.1	5	6	2	7	6	1	0	1	22	.227	0	0	0	
Paul Burnside	11.81	0-0	4/1	0	0/0	0	6.1	7	7	7	7	4	2	0	0	22	.409	1	2	0	
Chris O'Neil	54.00	0-0	1/0	0	0/0	0	0.2	4	4	4	1	0	0	0	0	6	.667	0	0	1	
TOTALS	4.86	28-28	56/56	2	2/2	13	494.1	550	316	267	167	394	109	13	49	1948	.282	35	45	8	
OPPONENTS	5.79	28-28	56/56	1	0/0	17	487.2	586	387	314	228	386	135	15	58	1949	.301	37	51	7	

4/12	* #10 SOUTH CAROLINA	6-8	L
4/13	* #10 SOUTH CAROLINA	6-7	L
4/16	SOUTH ALABAMA	1-7	L
4/18	* at #11 Vanderbilt	6-3	W
4/19	* at #11 Vanderbilt	2-8	L
4/20	* at #11 Vanderbilt	5-9	L
4/22	SAMFORD	11-12	L
4/25	* at Alabama	5-4	W
4/26	* at Alabama	4-5	L
4/27	* at Alabama	7-17	L
4/29	TROY	3-6	L
5/2	* MISSISSIPPI STATE	11-4	W
5/3	* MISSISSIPPI STATE	3-4	L
5/4	* MISSISSIPPI STATE	12-2	W
5/9	* at Ole Miss	6-7	L
5/10	* at Ole Miss	11-1	W
5/11	* at Ole Miss	2-5	L
5/13	at Mercer	18-6	W
5/15	* LSU	4-6	L
5/16	* LSU	5-15	L
5/17	* LSU	7-11	L

Date	Opponent	Score	W/L
2/20	ELON	5-3	W
2/21	ELON	6-11	L
2/22	ELON	8-9	L
2/24	LIPSCOMB	17-4	W
2/26	at #5 Florida State	7-8	L
2/27	at #5 Florida State	5-14	L
2/28	#5 FLORIDA STATE	10-9	W
3/3	DAVIDSON	7-2	W
3/4	DAVIDSON	14-2	W
3/6	BROWN	11-2	W
3/7	BROWN	9-4	W
3/7	BROWN	6-4	W
3/8	BROWN [11]	10-9	W
3/10	vs. Alabama (M)	8-7	W
3/11	WESTERN KENTUCKY	11-7	W
3/13	* at Tennessee	4-2	W
3/15	* at Tennessee7	8-5	W
3/15	* at Tennessee7	1-7	L
3/17	CHAS. SOUTHERN [13]	7-6	W
3/18	CHAS. SOUTHERN	18-4	W
3/20	* #15 ARKANSAS	2-3	L
3/21	* #15 ARKANSAS	6-10	L
3/22	* #15 ARKANSAS	6-12	L
3/24	at Sanford	18-7	W
3/27	VANDERBILT	3-12	L
3/28	VANDERBILT	5-3	W
3/29	VANDERBILT	11-10	W
4/3	* at Mississippi State	9-8	W
4/4	* at Mississippi State	3-8	L
4/5	* at Mississippi State	12-10	W
4/7	GEORGIA STATE	4-2	W
4/8	BETHUNE-COOKMAN	6-3	W
4/10	* #22 FLORIDA [11]	8-7	W
4/11	* #22 FLORIDA	2-24	L
4/12	* #22 FLORIDA	1-5	L

2009 • 31-25, 11-19 SEC
Head Coach: John Pawlowski (2009-13)

Player	AVG	GP/S	AB	R	H	2B	3B	HR	RBI	TB	SLG	BB	HB	SO	GDP	OB%	SH/SF	SB-AT
Justin Hargett	.330	53/53	188	46	62	9	2	4	31	87	.463	29	4	36	4	.426	2/7	9-12
Joseph Sanders	.320	44/44	175	38	56	14	1	19	55	129	.737	10	7	32	2	.374	3/3	3-4
Brian Fletcher	.301	56/55	196	42	59	9	2	17	54	123	.628	32	9	76	1	.413	5/1	4-6
Trent Mummey	.289	56/56	218	66	63	12	3	15	42	126	.578	28	17	44	2	.409	1/1	17-20
Casey McElroy	.286	56/56	206	34	59	13	2	7	35	97	.471	24	6	42	6	.376	1/5	1-2
Hunter Morris	.282	50/50	195	39	55	7	0	12	33	98	.503	29	2	50	2	.379	1/0	2-2
Tony Caldwell	.281	53/51	185	35	52	10	1	9	24	91	.492	14	5	44	0	.346	1/5	1-1
Ben Jones	.274	56/53	208	35	57	13	1	10	50	102	.490	26	5	47	2	.362	4/4	1-3
Kevin Patterson	.231	46/35	134	17	31	5	1	6	18	56	.418	17	1	58	4	.322	0/0	1-1
Don Gamache	.383	24/15	47	11	18	3	0	3	11	30	.638	14	0	8	2	.508	2/2	0-0
Jamie Dinkard	.273	5/3	11	3	3	1	0	0	1	4	.364	1	0	3	0	.333	0/0	0-0
Wes Gilmer	.250	37/20	84	15	21	5	0	1	12	29	.345	9	7	28	2	.370	0/1	0-2
Caleb Bowen	.250	11/5	20	2	5	1	0	2	6	.300	2	0	3	3	0	.318	0/1	0-0
Bradley Ray	.182	24/4	22	5	4	0	0	0	3	4	.182	2	0	9	0	.250	0/1	1-2
Cheez McCann	.059	19/4	17	3	1	0	0	0	0	1	.059	2	0	4	0	.158	0/1	0-0
TOTALS	.286	56/56	1906	391	546	102	13	103	371	983	.516	239	63	484	30	.381	20/32	40-55
OPPONENTS	.321	56/56	2018	387	648	130	12	59	358	979	.485	228	49	411	39	.398	31/32	



YEAR-BY-YEAR RESULTS & TEAM STATS

SEC WEST CHAMPIONS
AUBURN REGIONAL

Table with columns: Date, Opponent, Score, W/L. Lists game results from 2/19 to 4/14.

2010 • 43-21, 20-10 SEC
Head Coach: John Pawlowski (2009-13)
Player AVG GP/S AB R H 2B 3B HR RBI TB SLG BB HB SO GDP OB% SH/SE SB-AT
TOTALS .348 64/64 2344 584 816 148 14 131 549 1385 .591 261 73 465 46 .423 38/58 61-94
OPPONENTS .278 64/64 2288 386 636 117 4 62 345 947 .414 220 58 484 38 .353 21/34 53-74

4/16 * at #18 Vanderbilt 6-11 L
4/17 * at #18 Vanderbilt 12-2 W
4/18 * at #18 Vanderbilt 2-3 L
4/20 TROY 16-3 W
4/23 * KENTUCKY 13-6 W
4/24 * KENTUCKY 7-8 L
4/25 * KENTUCKY 6-5 W
4/27 SAMFORD 11-4 W
4/30 * at #7 Arkansas 4-9 L
5/1 * at #7 Arkansas 8-7 W
5/2 * at #7 Arkansas 13-2 W
5/7 * MISSISSIPPI STATE 9-6 W
5/8 * MISSISSIPPI STATE 16-14 W
5/9 * MISSISSIPPI STATE 11-8 W
5/11 at South Alabama (11) 9-10 L
5/14 * TENNESSEE 3-9 L
5/15 * TENNESSEE 18-0 W
5/16 * TENNESSEE 9-2 W
5/18 JACKSONVILLE ST 9-7 W
5/20 * at #17 Ole Miss 5-3 W
5/21 * at #17 Ole Miss 18-4 W
5/22 * at #17 Ole Miss 11-1 W
5/26 # Alabama 1-7 L
5/27 # #7 S. Carolina [12] 3-1 W
5/28 # #21 Ole Miss [10] 7-10 L
6/4 ! JACKSONVILLE ST 9-7 W
6/5 ! #16 CLEMSON 2-5 L
6/6 ! SOUTHERN MISS 17-8 W
6/6 ! #16 CLEMSON 11-10 W
6/7 ! #16 CLEMSON 7-13 L

% - Auburn Classic (Auburn, AL)
- SEC Tournament (Hoover, AL)
! - NCAA Regional (Auburn, AL)

2011 • 29-29, 14-16 SEC
Head Coach: John Pawlowski (2009-13)
Player AVG GP/S AB R H 2B 3B HR RBI TB SLG BB HB SO GDP OB% SH/SE SB-AT
TOTALS .296 58/58 2013 335 596 120 7 39 311 847 .421 228 60 399 26 .380 24/45 44-71
OPPONENTS .294 58/58 2040 341 599 112 5 29 313 808 .396 226 50 412 30 .375 20/56 33-60

2011 • 29-29, 14-16 SEC
Head Coach: John Pawlowski (2009-13)
Player AVG GP/S AB R H 2B 3B HR RBI TB SLG BB HB SO GDP OB% SH/SE SB-AT
TOTALS .296 58/58 2013 335 596 120 7 39 311 847 .421 228 60 399 26 .380 24/45 44-71
OPPONENTS .294 58/58 2040 341 599 112 5 29 313 808 .396 226 50 412 30 .375 20/56 33-60

4/23 * OLE MISS 9-7 W
4/26 SAMFORD 0-8 L
4/27 TEXAS SOUTHERN 11-1 W
4/29 * at #2 South Carolina 1-2 L
4/30 * at #2 South Carolina 2-10 L
5/1 * at #2 South Carolina 3-7 L
5/6 * GEORGIA (11) 4-3 W
5/7 * GEORGIA 3-0 W
5/8 * GEORGIA 11-14 L
5/10 at Samford (10) 8-9 L
5/11 ALABAMA STATE 7-5 W
5/14 * ALABAMA 7-5 W
5/14 * ALABAMA 8-7 W
5/15 * ALABAMA 6-7 L
5/17 at South Alabama 1-8 L
5/19 * at Tennessee 2-5 L
5/20 * at Tennessee 13-4 W
5/21 * at Tennessee 3-4 L
5/25 # #1 South Carolina 3-7 L
5/26 # at Georgia 2-3 L

% - Auburn Tournament (Auburn, AL)
% - ColC Classic (Charleston, S.C.)
- SEC Tournament (Hoover, AL)





YEAR-BY-YEAR RESULTS & TEAM STATS

Date	Opponent	Score	W/L
2/17	MISSOURI	5-2	W
2/19	MISSOURI	4-6	L
2/19	MISSOURI*	3-4	L
2/21	ALCORN STATE	22-0	W
2/22	ALCORN STATE	7-1	W
2/24	at #8 Arizona	1-8	L
2/25	at #8 Arizona	4-15	L
2/25	at #8 Arizona	8-3	W
2/28	ALABAMA STATE	7-1	W
2/29	ALABAMA STATE	12-4	W
3/2	*PURDUE	8-9	L
3/3	*CHARLESTON SOUTH.	13-1	W
3/4	*SOUTHERN MISS	4-5	L
3/6	vs. Alabama (M)	8-3	W
3/9	BELMONT	6-5	W
3/10	BELMONT	3-2	W
3/11	BELMONT	1-3	L
3/16	* at #12 Ole Miss	1-2	L
3/17	* at #12 Ole Miss	10-4	W
3/18	* at #12 Ole Miss	3-2	W
3/20	SOUTH ALABAMA	7-0	W
3/23	* #8 LSU	4-3	W
3/24	* #8 LSU*	3-2	W
3/25	* #8 LSU	3-4	L
3/27	at Samford	5-8	L
3/30	* MISSISSIPPI STATE	3-5	L
3/31	* MISSISSIPPI STATE	10-6	W
4/1	* MISSISSIPPI STATE	8-2	W
4/6	* at Alabama	6-10	L
4/7	* at Alabama	3-4	L
4/8	* at Alabama	2-6	L
4/10	SAMFORD	7-5	W
4/13	* at Vanderbilt	4-5	L
4/14	* at Vanderbilt	5-2	W
4/15	* at Vanderbilt	2-11	L

2012 • 31-28, 13-17 SEC

Head Coach: John Pawlowski (2009-13)

Player	AVG	GP/S	AB	R	H	2B	3B	HR	RBI	TB	SIG	BB	SO	GDP	OR%	SH/SE	SB-AT			
Ryan Tello	.360	59/59	236	41	85	12	4	5	34	120	.508	35	4	48	2	.441	2/5			
Cullen Wacker	.350	46/43	157	31	55	11	5	1	27	79	.503	23	4	17	8	.441	2/3			
Garrett Cooper	.324	49/49	173	35	56	9	0	5	31	80	.462	17	13	30	3	.420	2/3			
Don Glevensyak	.319	57/56	191	34	61	13	1	1	28	79	.414	25	7	39	4	.408	5/11			
Creede Simpson	.315	59/59	235	42	74	18	0	3	40	101	.430	21	3	40	5	.371	5/3			
Jay Gonzalez	.308	59/59	221	48	68	13	5	0	29	91	.412	35	1	48	2	.402	2/8			
Blake Austin	.296	44/38	125	11	37	8	1	3	21	56	.448	9	6	17	5	.369	1/6			
Justin Bryant	.287	38/37	136	17	39	2	1	4	21	55	.404	13	4	22	3	.364	1/7			
Zach Alvord	.258	54/45	178	24	46	10	0	6	35	74	.416	13	0	42	0	.307	1/4			
Bobby Andrews	.252	46/32	119	23	30	4	1	0	10	36	.303	12	7	33	1	.350	2/6			
Tanner Cimo	.300	13/0	10	4	3	0	0	0	1	3	.300	3	1	2	2	.500	0/0			
Caleb Bowen	.265	37/21	68	15	18	7	1	0	6	27	.397	10	0	10	2	.354	1/0			
Patrick Savage	.260	30/14	73	9	19	4	0	5	15	38	.521	4	1	10	0	.304	1/0			
Kody Ortman	.256	26/6	39	7	10	1	0	2	8	17	.436	7	0	8	2	.370	0/0			
Mitchell Self	.207	24/7	29	7	6	0	0	4	6	.207	2	0	5	0	.242	2/1				
Jared Smith	.200	8/6	15	3	3	1	0	0	1	4	.267	3	1	1	0	.368	0/3			
TOTALS	.304	59/59	2005	351	610	113	19	35	311	866	.432	232	52	372	39	.386	27/60			
OPPONENTS	.261	59/59	1965	276	513	81	18	29	248	717	.420	184	34	322	41	.330	32/48			
Player	FRA	W-L	G/GS	CG	SHO	SV	IP	H	R	ER	BB	SO	2B	3B	HR	BF	Avg	WP	HB	RK
Daniel Koger	3.19	4-5	15/15	0	0/0	0	79.0	74	41	28	28	33	7	4	7	299	.247	5	3	2
Jon Luke Jacobs	4.12	5-4	13/12	0	0/2	0	67.2	50	32	31	24	62	6	2	4	232	.216	5	5	0
Slade Smith	4.78	4-5	28/2	0	0/0	4	64.0	77	41	34	18	32	14	2	5	260	.296	8	5	0
Derek Varnadore	4.93	4-7	19/11	0	0/1	1	87.2	92	54	48	30	63	14	3	3	338	.272	4	8	3
Will Kendall	1.88	4-0	9/6	0	0/1	0	38.1	31	12	8	8	19	8	0	1	137	.226	1	0	1
Ethan Wallen	2.45	0-0	3/0	0	0/0	0	3.2	6	4	1	4	0	0	1	0	15	.400	1	0	0
Justin Bryant	2.70	1-1	20/0	0	0/1	7	26.2	20	9	8	15	21	3	2	1	95	.211	3	2	1
Chase Williamson	2.70	0-0	4/0	0	0/0	0	6.2	10	6	2	1	3	4	0	0	30	.333	1	0	1
Dillon Ortman	3.20	1-1	18/1	0	0/1	1	25.1	21	13	9	13	15	5	1	2	91	.231	3	3	0
Trey Cochran-Gill	3.67	5-2	9/6	0	0/1	0	34.1	35	15	14	10	22	5	0	2	130	.269	4	1	0
Cory Luckie	3.86	2-2	17/3	0	0/1	1	25.2	31	12	11	9	14	4	0	2	100	.310	2	1	0
Jay Wade	4.22	1-0	15/0	0	0/1	0	32.0	30	18	15	13	15	5	2	0	117	.256	5	5	0
Rocky McCord	4.58	0-0	10/3	0	0/0	0	17.2	22	9	6	13	5	0	0	7	310	.3	3	0	0
Zach Blent	6.39	0-1	6/0	0	0/0	0	12.2	14	10	9	5	10	1	1	2	50	.280	5	0	0
TOTALS	3.92	31-28	59/59	0	3/3	14	521.1	513	276	227	184	322	81	18	29	1965	.261	50	34	7
OPPONENTS	5.13	28-31	59/59	2	1/0	14	511.0	610	351	291	232	372	113	19	35	2005	.304	51	52	6

4/17	TROY	7-4	W
4/18	ALABAMA A&M	7-1	W
4/20	* #6 SOUTH CAROLINA	5-12	L
4/21	* #6 SOUTH CAROLINA	3-5	L
4/22	* #6 SOUTH CAROLINA	7-11	L
4/24	at Troy	7-0	W
4/27	* TENNESSEE	12-5	W
4/28	* TENNESSEE	12-3	W
4/29	* TENNESSEE	11-4	W
5/4	* at Georgia	2-5	L
5/5	* at Georgia ¹¹	5-6	L
5/6	* at Georgia	3-9	L
5/8	PRESBYTERIAN	18-2	W
5/10	* at #13 Arkansas	3-2	W
5/11	* at #13 Arkansas	4-5	L
5/12	* at #13 Arkansas	12-5	W
5/14	FLORIDA A&M	11-3	W
5/15	JACKSONVILLE STATE	7-8	L
5/17	* #2 FLORIDA	0-6	L
5/18	* #2 FLORIDA	1-10	L
5/19	* #2 FLORIDA	5-4	W
5/22	vs. #2 Florida	1-6	L
5/23	vs. Georgia	3-2	W
5/24	vs. #3 South Carolina	3-5	L

¹¹ - Auburn Tournament (Auburn, AL)
- SEC Tournament (Hoover, AL)

Date	Opponent	Score	W/L
2/15	MAINE	3-2	W
2/16	MAINE-1	12-3	W
2/16	MAINE-2	4-3	W
2/17	MAINE	8-4	W
2/23	* MIDDLE TENNESSEE	1-2	L
2/23	* COLLEGE OF CHARLESTON	5-1	W
2/24	* INDIANA STATE	6-5	W
2/26	KENNESAW STATE	2-9	L
3/1	EASTERN ILLINOIS	10-11	L
3/2	EASTERN ILLINOIS	14-7	W
3/3	EASTERN ILLINOIS	8-2	W
3/5	vs. Alabama (Montgomery)	6-3	W
3/8	BROWN	9-4	W
3/9	BROWN	6-0	W
3/10	BROWN	6-3	W
3/12	at Kennesaw State	8-3	W
3/15	* #2 VANDERBILT	2-5	L
3/16	* #2 VANDERBILT	1-8	L
3/17	* #2 VANDERBILT	6-8	L
3/19	ALABAMA STATE	10-2	W
3/20	vs. Southern Miss (Mobile)	4-3 (11)	W
3/22	* at #3 LSU	4-9	L
3/23	* at #3 LSU	1-5	L
3/24	* at #3 LSU	2-8	L
3/26	at Troy	2-11	L
3/28	* ALABAMA	2-6	L
3/29	* ALABAMA	6-3	W
3/30	* ALABAMA	0-2	L
4/3	WOFFORD	7-4	W
4/5	* at #18 Texas A&M	6-4 (10)	W
4/6	* at #18 Texas A&M	10-5	W
4/7	* at #18 Texas A&M	1-4	L
4/10	ALABAMA STATE	2-1	W

2013 • 33-23, 13-17 SEC

Head Coach: John Pawlowski (2009-13)

Player	AVG	GP/S	AB	R	H	2B	3B	HR	RBI	TB	SIG	BB	SO	GDP	OR%	SH/SE	SB-AT
Garrett Cooper	.354	56/56	189	31	67	12	1	7	37	102	.540	37	10	30	11	.481	1/1
Cullen Wacker	.320	55/54	200	24	64	12	1	2	34	84	.420	18	6	33	2	.383	6/1
Jordan Ebert	.303	54/54	201	29	61	6	1	4	22	81	.403	18	1	29	2	.359	3/5
Patrick Savage	.290	47/34	138	11	40	9	0	0	19	49	.355	14	1	19	6	.357	1/0
Blake Austin	.290	51/49	176	18	51	13	0	3	23	73	.415	9	3	25	9	.332	2/2
Damrek Tombscha	.274	54/53	186	32	51	12	0	7	26	84	.452	26	7	38	2	.384	0/3
Ryan Tello	.259	56/56	216	42	56	11	1	3	37	78	.361	20	2	47	5	.324	3/3
Hunter Kelley	.246	41/30	114	16	28	11	0	2	9	45	.395	16	1	21	4	.341	1/1
Don Glevensyak	.230	50/48	161	29	37	9	0	2	21	52	.323	24	6	42	3	.347	2/12
Dan Jackson Burregen	.225	30/29	111	22	25	4	1	1	8	34	.306	14	2	25	1	.323	0/0
Mitchell Self	.257	22/12	35	6	9	0	0	0	1	9	.257	4	0	12	1	.333	0/3
Kody Ortman	.229	24/11	48	1	11	1	0	0	5	12	.250	5	1	5	1	.309	1/1
Sam Gillikin	.159	30/14	44	8	7	1	0	0	3	8	.182	4	0	19	0	.220	2/3
Tanner Cimo	.100	15/3	10	1	1	0	0	0	1	1	.100	1	0	3	0	.167	1/0
TOTALS	.275	56/56	1848	272	508	101	5	31	246	712	.385	214	40	353	47	.359	23/35
OPPONENTS	.250	56/56	1831	242	458	69	11	21	214	612	.334	189	37	318	38	.329	19/43
Player	FRA	W-L	G/GS	CG	SHO	SV	IP	H	R	ER	BB	SO	2B	3B	HR	BF	



YEAR-BY-YEAR RESULTS & TEAM STATS

Table with columns: Date, Opponent, Score, W/L. Lists game results from 2/14 to 4/11.

2014 • 28-28, 10-20 SEC

Head Coach: Sunny Galloway (2014-15)

Player statistics table for 2014 season. Columns include AVG, GP/S, AB, R, H, 2B, 3B, HR, RBI, TB, SLG, BB, SO, GDP, ORB%, SH/SF, SB-AT.

Table with columns: Date, Opponent, Score, W/L. Lists game results from 4/12 to 5/17.

^ - Snowbird Classic (Part Charlotte, Fla.)
! - Tiger Classic (Auburn, Ala.)
* SEC Game | Home games in ALL

TALLAHASSEE REGIONAL

Table with columns: Date, Opponent, Score, W/L. Lists regional game results from 2/13 to 4/12.

2015 • 36-26, 13-17 SEC

Head Coach: Sunny Galloway (2014-15)

Player statistics table for 2015 season. Columns include AVG, GP/S, AB, R, H, 2B, 3B, HR, RBI, TB, SLG, BB, SO, GDP, ORB%, SH/SF, SB-AT.

Table with columns: Date, Opponent, Score, W/L. Lists game results from 4/15 to 5/31.

^ - Snowbird Classic (Auburn, AL)
- SEC Tournament (Hoover, AL)
! - NCAA Tallahassee Regional (Tallahassee, Fla.)





YEAR-BY-YEAR RESULTS & TEAM STATS

Date	Opponent	Score	W/L
2/19	SACRAMENTO ST.	10-5	W
2/20	SACRAMENTO ST.	6-5	L
2/21	SACRAMENTO ST.	7-6 (12)	L
2/24	FAMU	11-2	W
2/26	SOUTHERN	18-6	W
2/27	SOUTHERN	7-0	W
2/28	SOUTHERN	6-5	L
3/1	ALABAMA A&M	15-1	W
3/1	ALABAMA A&M	5-0	W
3/4	vs. Troy S	4-3 (11)	L
3/5	vs. Michigan State S	3-0	L
3/6	vs. Southern Miss S	3-1	L
3/8	#9 GEORGIA TECH	4-1	L
3/11	ORAL ROBERTS	8-7	L
3/12	ORAL ROBERTS	10-1	W
3/13	ORAL ROBERTS	18-11	W
3/15	at #22 Georgia Tech	14-3	W
3/19	* #2 TEXAS A&M	12-8	L
3/19	* #2 TEXAS A&M	9-7	W
3/20	* #2 TEXAS A&M	12-10	L
3/22	ALABAMA STATE	11-0	W
3/25	* at #18 Arkansas	3-2	L
3/26	* at #18 Arkansas	14-7	L
3/27	* at #18 Arkansas	3-1	L
3/29	vs. #21 Alabama ^	10-1	W
4/2	* #14 LSU*	8-5	W
4/2	* #14 LSU*	8-6	L
4/3	* #14 LSU*	10-5	L
4/5	GEORGIA STATE	7-4	W
4/7	* at Missouri	11-9	W
4/8	* at Missouri	2-0	L
4/9	* at Missouri	4-3	L
4/12	at Kennesaw State	6-5	L

2016 • 23-33, 8-22 SEC

Head Coach: Butch Thompson (2016-Current)

Player	AVG	GP/S	AB	R	H	2B	3B	HR	RBI	TB	SLG	BB	HB	SO	GDP	OB%	SH/SF	SB-AT		
Joshua Palacios	.385	34/33	143	34	55	9	4	5	23	87	.608	19	2	27	2	.463	0/1	12-17		
Ariermee Oter	.366	36/36	238	56	87	8	3	12	41	137	.576	32	8	55	2	.457	0/0	19-24		
Niko Buenteello	.332	54/54	211	41	70	15	1	11	55	120	.536	30	7	48	7	.428	2/0	0-0		
Jordan Ebert	.325	55/55	237	41	77	13	0	2	31	96	.405	17	5	39	9	.378	3/0	5-9		
Cody Nulph	.275	51/51	189	26	52	12	1	0	36	66	.349	11	2	32	1	.314	5/0	1-1		
Bloke Logan	.274	53/48	190	26	52	15	1	2	36	75	.395	21	6	32	2	.357	4/2	0-1		
Melvin Gray	.268	43/40	149	29	40	5	2	0	11	49	.329	21	10	38	3	.392	1/3	12-18		
Jackson BURGREN	.252	44/34	135	29	34	6	1	2	16	48	.356	24	3	45	5	.372	2/0	0-2		
Damon Haecker	.248	45/40	145	17	36	4	1	1	21	45	.310	23	7	25	4	.377	0/0	6-8		
Daniel Robert	.245	29/27	110	18	27	5	0	2	12	38	.345	14	4	34	2	.352	0/0	4-4		
Kyler Deese	.221	44/40	140	20	31	4	0	0	20	35	.250	24	2	15	4	.335	4/2	1-2		
Ben Craft	.333	5/2	9	1	3	1	0	0	1	4	.444	0	0	3	0	.333	0/0	0-0		
Jonathan Foster	.265	18/14	49	5	13	3	0	0	4	16	.327	0	4	11	2	.321	0/0	0-0		
J.J. Shaffer	.200	16/7	20	2	4	2	0	0	3	6	.300	4	2	9	0	.385	0/1	1-3		
Keaton Weisz	.000	7/3	11	1	0	0	0	0	0	0	.000	1	0	3	0	.083	0/0	0-0		
TOTALS	.294	56/56	1976	346	581	102	14	37	310	822	.416	241	62	416	43	.384	21/9	61-89		
OPONENTS	.269	56/56	1955	304	525	84	16	42	272	767	.392	196	28	397	33	.340	21/29	68-86		
Player	FRA	W-L	G/GS	CG	SHO	SV	IP	H	R	ER	BB	SO	2B	3B	HR	BF	Avg	WP	HB	BK
Cosby Mize	3.52	2-5	16/7	0	0/0	1	69.0	69	32	27	18	59	11	1	9	277	.249	7	4	0
Ben Braymer	3.56	4-4	21/4	0	0/1	0	48.0	36	24	19	20	47	5	0	4	175	.206	5	2	0
Justin Camp	4.43	3-5	14/14	1	1/1	0	81.1	86	48	40	27	52	14	3	6	320	.269	4	4	0
Gabe Klobasits	4.70	3-5	21/3	0	0/1	0	44.0	54	26	23	19	44	6	2	1	176	.307	5	3	0
Cole Lipscomb	5.10	2-5	14/12	1	0/0	0	67.0	76	55	38	18	50	12	5	4	278	.273	10	2	2
Andrew Mitchell	5.40	4-4	19/10	0	0/1	1	60.0	70	44	36	31	54	14	3	6	243	.288	8	5	0
Colton Campbell	0.00	0-0	1/0	0	0/0	0	0.2	0	0	0	0	1	2	0	0	2	.000	0	1	0
Gordon Cardenas	2.70	0-0	17/0	0	0/2	2	26.2	18	9	8	15	17	4	0	2	95	.189	2	0	0
Marc Frazier	4.32	0-2	14/0	0	0/1	0	25.0	29	13	12	11	15	8	1	1	96	.302	8	1	0
Daniel Sprinkle	4.78	2-1	17/4	0	0/0	0	32.0	30	18	17	14	25	4	0	4	122	.246	2	1	0
Izacc Yarbrough	5.79	3-1	18/1	0	0/1	1	28.0	32	19	18	15	23	2	0	3	109	.294	2	3	0
Octavio Rodriguez	6.14	0-1	5/1	0	0/0	0	7.1	11	5	5	2	7	2	1	1	30	.367	1	0	0
Daniel Robert	6.75	0-0	5/0	0	0/0	0	6.2	9	7	5	4	2	1	0	1	26	.346	0	1	0
Sam Mason	54.00	0-0	2/0	0	0/0	0	0.2	5	4	4	0	1	0	0	0	6	.833	0	1	0
TOTALS	4.57	23-33	56/56	3	4/3	5	496.1	525	304	252	196	397	84	16	42	1955	.269	54	28	2
OPONENTS	5.24	33-23	56/56	3	3/1	14	491.0	581	346	286	241	416	102	14	37	1976	.294	43	62	9

Date	Opponent	Score	W/L
4/14	* TENNESSEE	13-4	L
4/15	* TENNESSEE	2-0	W
4/16	* TENNESSEE	7-6	W
4/19	ALABAMA STATE	11-2	W
4/22	* at #14 Ole Miss	6-4	L
4/23	* at #14 Ole Miss	7-4	L
4/24	* at #14 Ole Miss	6-5	L
4/26	* #22 SOUTH ALABAMA	8-5	L
4/29	* #22 KENTUCKY	5-2	W
4/30	* #22 KENTUCKY	10-6	W
5/1	* #22 KENTUCKY	9-6	L
5/6	* at Alabama	6-2	L
5/7	* at Alabama	4-3 (11)	L
5/8	* at Alabama	8-1	W
5/10	TROY	7-2	W
5/11	KENNESAW STATE	7-3	W
5/13	* #4 MISSISSIPPI STATE	4-0	L
5/14	* #4 MISSISSIPPI STATE	16-6	L
5/15	* #4 MISSISSIPPI STATE	10-3	L
5/17	UAB	9-1	W
5/19	* at #12 Vanderbilt	4-3	L
5/19	* at #12 Vanderbilt	5-2	L
5/21	* at #12 Vanderbilt	4-3	L

- Auburn Tournament (Auburn, AL)

S - Cox Diamond Invitational (Pensacola, FL)

^ - MAX Capital City Classic (Montgomery, AL)

- SEC Tournament (Hoover, AL)



AUBURN ON TV

DATE	OPPONENT	SCORE	W-L	SITE	NETWORK
4/14/86	KENTUCKY	5-4	W	AUBURN	ESPN
4/10/88	at Florida	12-7	W	at Gainesville, Fla.	SportsChannel
3/18/89	GEORGIA	6-8	L	AUBURN	SportsChannel
3/25/89	at Miss. State (Gm. 1)	0-7	L	Starkville, Miss.	SportsChannel
3/26/89	at Miss. State	5-11	L	Starkville, Miss.	ESPN
5/13/89	LSU	8-5	W	Gainesville, Fla. (SEC)	SportsChannel
	at Florida	4-2	W	Gainesville, Fla. (SEC)	SportsChannel
5/14/89	Georgia	2-1	W	Gainesville, Fla. (SEC)	SportsChannel
5/27/89	at Florida State	6-7	L	Tallahassee, Fla. (NCAA)	Sunshine
3/31/90	at LSU (Gm. 1)	6-12	L	Baton Rouge, La.	HSE
	at LSU (Gm. 2)	6-5	W	Baton Rouge, La.	HSE
4/1/90	at LSU	17-7	W	Baton Rouge, La.	HSE
4/21/90	ALABAMA	7-6	W	AUBURN	SportsChannel
5/5/90	at Florida	7-8	L	Gainesville, Fla.	SportsChannel
4/20/91	at Alabama (Gm. 1)	19-11	W	Tuscaloosa, Ala.	SportsChannel
5/18/91	Miss. State	0-1	L	Baton Rouge, La. (SEC)	SportsChannel
3/21/92	at Florida (Gm. 1)	2-4	L	Gainesville, Fla.	SportsChannel
3/22/92	at Florida	1-2	L	Gainesville, Fla.	SportsChannel
4/17/93	ARKANSAS (Gm. 1)	7-8	L	AUBURN	JP/SportSouth
	ARKANSAS (Gm. 2)	6-1	W	AUBURN	JP/SportSouth
5/8/93	at LSU (Gm. 1)	2-21	L	Baton Rouge, La.	HSE
4/9/94	VANDERBILT	20-7	W	AUBURN	JP/SportSouth
4/16/94	at Arkansas	6-3	W	Fayetteville, Ark.	JP/SportSouth
6/4/94	Oklahoma	4-5	L	Omaha, Neb. (CWS)	ESPN2
6/6/94	Miami	5-7	L	Omaha, Neb. (CWS)	ESPN
3/16/96	at Tennessee	10-5 [10]	W	Knoxville, Tenn.	SportSouth
4/6/96	FLORIDA	10-7	W	AUBURN	SportsChannel
4/7/96	FLORIDA	5-6	L	AUBURN	SportsChannel
5/4/96	LSU	0-6	L	AUBURN	SportSouth
3/15/97	TENNESSEE	16-4	W	AUBURN	Fox Sport South
4/12/97	ALABAMA (Gm. 1)	13-8	W	AUBURN	Fox Sport South
5/30/97	Stanford	3-8	L	Omaha, Neb. (CWS)	ESPN
6/1/97	Rice	10-1	W	Omaha, Neb. (CWS)	ESPN2
6/3/97	Stanford	4-11	L	Omaha, Neb. (CWS)	ESPN
5/2/98	KENTUCKY	14-3	W	AUBURN	Fox Sport South
5/16/98	Alabama (Game 1)	3-4	L	Hoover, Ala. (SEC)	Fox Sport South
5/17/98	Arkansas	7-5	W	Hoover, Ala. (SEC)	Fox Sport South
5/24/98	Florida State	10-16	L	Tallahassee, Fla. (NCAA)	Sunshine
1/29/99	Georgia Tech	17-12	W	Orlando, Fla.	FSN South
2/5/99	UNC Asheville	7-1	W	AUBURN	ACN
2/16/99	TROY STATE	5-12	L	AUBURN	ACN
2/19/99	M. TENNESSEE ST.	8-2	W	AUBURN	ACN
3/2/99	DAVIDSON	16-0	W	AUBURN	ACN
3/9/99	VCU	7-2	W	AUBURN	ACN
3/10/99	VCU	12-4	W	AUBURN	ACN
3/26/99	ALABAMA	15-4	W	AUBURN	ACN
3/28/99	ALABAMA	4-10	L	AUBURN	ACN
4/2/99	Miss. State	3-13	L	Starkville, Miss.	ACN
4/6/99	UAB	17-5	W	AUBURN	ACN
4/9/99	TENNESSEE	19-13	W	AUBURN	ACN
4/10/99	TENNESSEE	6-3	W	AUBURN	FSN South
4/11/99	TENNESSEE	16-4	W	AUBURN	ACN
5/2/99	LSU	2-11	L	Baton Rouge, La.	ACN
5/16/99	GEORGIA	13-2	W	AUBURN	ACN
5/19/99	LSU	6-2	W	Hoover, Ala. (SEC)	ACN
5/20/99	Arkansas	3-2	W	Hoover, Ala. (SEC)	ACN
5/22/99	Arkansas	5-9	L	Hoover, Ala. (SEC)	FSN South
5/22/99	Arkansas	6-9	L	Hoover, Ala. (SEC)	ACN
5/28/99	NC STATE	9-7	W	AUBURN (NCAA)	ACN
5/29/99	WINTHROP	8-6	W	AUBURN (NCAA)	ACN
5/30/99	TULANE	5-7	L	AUBURN (NCAA)	ACN
5/30/99	TULANE	13-9	W	AUBURN (NCAA)	ACN
2/29/00	TROY STATE	14-7	W	AUBURN	CSSE
3/7/00	DAVIDSON	10-5	W	AUBURN	CSSE
3/26/00	GEORGIA	9-8 (10)	W	AUBURN	CSSE
3/31/00	LSU	11-18	L	AUBURN	CSSE
4/2/00	LSU	10-12	L	AUBURN	Guarantee
4/4/00	MERCER	19-2	W	AUBURN	CSSE
4/23/00	VANDERBILT	10-8	W	AUBURN	CSSE
4/29/00	Florida	11-8 (10)	W	Gainesville, Fla.	Sunshine
5/5/00	Alabama	2-3	L	Tuscaloosa, Ala.	CSSE
5/6/00	Alabama	6-3	W	Tuscaloosa, Ala.	FSN South
5/7/00	Alabama	4-13	L	Tuscaloosa, Ala.	CSSE
5/13/00	MISS. STATE	9-10	L	AUBURN	FSN South
5/17/00	Florida	2-7	L	Hoover, Ala. (SEC)	CSSE
5/18/00	South Carolina	4-11	L	Hoover, Ala. (SEC)	CSSE

DATE	OPPONENT	SCORE	W-L	SITE	NETWORK
3/16/01	OLE MISS	8-10	L	AUBURN	CSSE
3/18/01	OLE MISS	5-6 [11]	L	AUBURN	CSSE
3/27/01	Troy State	5-0	W	Montgomery, Ala.	CSSE
4/1/01	TENNESSEE	7-2	W	AUBURN	CSSE
4/10/01	SAMFORD	6-5	W	AUBURN	CSSE
4/20/01	ALABAMA	5-4 [11]	W	AUBURN	CSSE
4/21/01	ALABAMA	7-5	W	AUBURN	FSN South
4/22/01	ALABAMA	10-5	W	AUBURN	CSSE
5/4/01	FLORIDA	5-2	W	AUBURN	Sunshine
5/6/01	FLORIDA	2-5	L	AUBURN	Sunshine/CSSE
5/11/01	LSU	5-20	L	Baton Rouge, La.	CSSE
5/13/01	LSU	9-7	W	Baton Rouge, La.	Guarantee
5/16/01	Georgia	4-8	L	Hoover, Ala. (SEC)	CSSE
5/17/01	South Carolina	4-5	L	Hoover, Ala. (SEC)	CSSE
3/31/02	Florida	1-6	L	Gainesville, Fla.	Sunshine
4/7/02	LSU	5-9	L	AUBURN	Jumbo/CSS
4/9/02	GEORGIA TECH	5-9	L	AUBURN	FSN South
4/12/02	Ole Miss	10-3	W	Oxford, Miss.	CSS
4/13/02	Ole Miss	1-2	L	Oxford, Miss.	FSN South
4/26/02	Alabama	6-8	L	Tuscaloosa, Ala.	CSS
4/27/02	Alabama	5-6	L	Tuscaloosa, Ala.	FSN South
5/22/02	LSU	1-2	L	Hoover, Ala. (SEC)	CSS
5/23/02	Arkansas	5-8	L	Hoover, Ala. (SEC)	CSS
5/31/02	Florida Atlantic	11-16	L	Tuscaloosa, Ala. (NCAA)	CSS
6/1/02	Alabama	3-6	L	Tuscaloosa, Ala. (NCAA)	CSS
3/16/03	TENNESSEE	3-2	W	AUBURN	CSS
3/18/03	Georgia Tech	7-5	W	Atlanta, Ga.	CSS
3/23/03	Kentucky	10-3	W	Lexington, Ky.	CSS
3/28/03	Georgia	4-3 [13]	W	Athens, Ga.	CSS
3/30/03	Georgia	6-7	L	Athens, Ga.	CSS
4/6/03	ALABAMA	7-6	W	AUBURN	CSS
4/13/03	Mississippi State	7-3	W	Starkville, Miss.	CSS
4/27/03	Vanderbilt	0-3	L	Nashville, Tenn.	CSS
5/3/03	FLORIDA	6-8	L	AUBURN	Sunshine
5/4/03	FLORIDA	4-3	W	AUBURN	CSS
5/9/03	LSU	5-6	L	Baton Rouge, La.	Cox
5/11/03	LSU	14-8	W	Baton Rouge, La.	CSS
5/17/03	OLE MISS	5-2	W	AUBURN	FSN South
5/18/03	OLE MISS	6-2	W	AUBURN	CSS
5/22/03	Vanderbilt	3-1	W	Hoover, Ala. (SEC)	CSS
5/23/03	Alabama	5-7	L	Hoover, Ala. (SEC)	CSS
5/24/03	South Carolina	5-1	W	Hoover, Ala. (SEC)	CSS
5/24/03	Alabama	3-13 [7]	L	Hoover, Ala. (SEC)	CSS
5/30/03	PRINCETON	5-2	W	AUBURN (NCAA)	CSS
5/31/03	OHIO STATE	5-7	L	AUBURN (NCAA)	CSS
5/31/03	CLEMSON	15-0	W	AUBURN (NCAA)	CSS
6/1/03	OHIO STATE	7-9	L	AUBURN (NCAA)	CSS
3/14/04	Clemson	9-6	W	Clemson, S.C.	CSS
3/27/04	Tennessee	6-7	L	Knoxville, Tenn.	CSS
3/28/04	Tennessee	7-3	W	Knoxville, Tenn.	CSS
3/30/04	Georgia Tech	5-20	L	Atlanta, Ga.	CSS
4/4/04	LSU	2-3	L	AUBURN	CSS
4/18/04	Alabama	0-19	L	Tuscaloosa, Ala.	CSS
4/25/04	MISSISSIPPI STATE	6-5	W	AUBURN	CSS
4/30/04	Florida	4-7	L	Gainesville, Fla.	Sunshine
5/1/04	Florida	8-11	L	Gainesville, Fla.	Sunshine
5/7/04	SOUTH CAROLINA	12-9	W	AUBURN	CSS
5/8/04	SOUTH CAROLINA	1-3	L	AUBURN	CSS
5/9/04	SOUTH CAROLINA	11-12	L	AUBURN	CSS
5/14/04	GEORGIA	2-11	L	AUBURN	CSS
5/15/04	GEORGIA	0-4	L	AUBURN	FSN
5/16/04	GEORGIA	4-3	W	AUBURN	CSS
3/19/05	TENNESSEE	7-1	W	AUBURN	CSS
4/5/05	GEORGIA TECH	2-3	L	AUBURN	CSS
4/9/05	Mississippi State	8-7	W	Starkville, Miss.	FSN
4/9/05	FLORIDA	2-4	L	AUBURN	COX
5/8/05	OLE MISS	1-9	L	AUBURN	CSS
5/13/05	Georgia	5-4	W	Athens, Ga.	CSS
5/14/05	Georgia	5-7	L	Athens, Ga.	CSS
5/22/05	ALABAMA	9-11	L	AUBURN	CSS
6/4/05	Florida State (NCAA)	3-4	L	Tallahassee, Fla.	Sunshine
6/5/05	Florida State (NCAA)	4-10	L	Tallahassee, Fla.	Sunshine
3/18/06	SOUTH CAROLINA	3-7	L	AUBURN	CSS
3/25/06	Vanderbilt	1-9	L	Nashville, Tenn.	CSS
4/22/06	Florida	1-4	L	Gainesville, Fla.	FSN
4/29/06	Alabama	7-6	W	Tuscaloosa, Ala.	CSS





AUBURN ON TV

DATE	OPPONENT	SCORE	W-L	SITE	NETWORK
4/30/06	Alabama	1-9	L	Tuscaloosa, Ala.	CSS
5/6/06	LSU	3-5	L	AUBURN	CSS/Jumbo
5/7/06	LSU	2-8	L	AUBURN	CSS/Jumbo
5/14/06	GEORGIA	4-9	L	AUBURN	CSS
3/23/07	FLORIDA	7-8 [10]	L	AUBURN	SUN
3/24/07	FLORIDA	9-12	L	AUBURN	SUN/CSS
3/25/07	FLORIDA	3-10	L	AUBURN	CSS
4/8/07	LSU	1-10	L	Baton Rouge, La.	COX
4/20/07	ALABAMA	12-5	W	AUBURN	CSS
4/21/07	ALABAMA	6-3	W	AUBURN	FSN
4/22/07	ALABAMA	4-12	L	AUBURN	CSS
5/5/07	Mississippi State	6-11	L	Starkville, Miss.	CSS
5/17/07	Kentucky	18-7	W	Lexington, Ky.	FSN
5/19/07	Kentucky	7-8	L	Lexington, Ky.	FSN
3/1/08	Florida State	3-4	L	Tallahassee, Fla.	SUN
3/16/08	Florida	2-6	L	Gainesville, Fla.	SUN/FSN
3/29/08	TENNESSEE	4-8 [11]	L	AUBURN	CSS
4/13/08	SOUTH CAROLINA	6-7	L	AUBURN	CSS
4/19/08	Vanderbilt	2-8	L	Nashville, Tenn.	CSS
4/26/08	Alabama	4-5	L	Tuscaloosa, Ala.	FSN
4/27/08	Alabama	7-17	L	Tuscaloosa, Ala.	CSS
5/15/08	LSU	4-6	L	AUBURN	CSS
5/16/08	LSU	5-15	L	AUBURN	CSS
4/18/09	South Carolina	6-4	W	Columbia, S.C.	SS
4/24/09	LSU	3-7	L	Baton Rouge, La.	CSS
4/26/09	LSU	6-7	L	Baton Rouge, La.	CSS
5/2/09	OLE MISS	2-8	L	AUBURN	CSS
5/3/09	OLE MISS	4-11	L	AUBURN	CSS
5/9/09	Kentucky	3-6	L	Lexington, Ky.	BBSN
5/10/09	Kentucky	7-5	W	Lexington, Ky.	BBSN
5/14/09	ALABAMA	3-2 [10]	W	AUBURN	CSS
5/16/09	ALABAMA	3-13	L	AUBURN	FSN
3/27/10	SOUTH CAROLINA	0-2	L	AUBURN	CSS
4/2/10	Alabama	5-10	L	Tuscaloosa, Ala.	CSS
4/9/10	LSU	10-14	L	AUBURN	CSS
4/10/10	LSU	11-7	W	AUBURN	SPSO
4/18/10	Vanderbilt	2-3	L	Nashville, Tenn.	ESPNU
4/30/10	Arkansas	4-9	L	Fayetteville, Ark.	CST
5/2/10	Arkansas	13-2	W	Fayetteville, Ark.	CST
5/26/10	Alabama	1-7	L	Hoover, Ala.	SPSO
5/27/10	South Carolina	3-1 [12]	W	Hoover, Ala.	SPSO
5/28/10	Ole Miss	7-10 [10]	L	Hoover, Ala.	FSN
3/15/11	Alabama	2-1	W	Montgomery, Ala.	CSS
4/2/11	VANDERBILT	2-11	L	AUBURN	CSS
4/5/11	Troy	6-14	L	Troy, Ala.	CSS
4/10/11	Kentucky	8-2	W	Lexington, Ky.	CSS
4/21/11	OLE MISS	6-3	W	AUBURN	ESPNU
4/23/11	OLE MISS	9-7	W	AUBURN	CSS
4/29/11	South Carolina	1-2	L	Columbia, S.C.	SPSO
4/30/11	South Carolina	2-10	L	Columbia, S.C.	SPSO
5/1/11	South Carolina	3-7	L	Columbia, S.C.	ESPN
5/14/11	ALABAMA	8-7	W	AUBURN	CSS
5/25/11	South Carolina	3-7	L	Hoover, Ala.	CSS
5/26/11	Georgia	2-3	L	Hoover, Ala.	SPSO
3/6/12	Alabama	8-3	W	Montgomery, Ala.	CSS
4/6/12	Alabama	6-10	L	Tuscaloosa, Ala.	FSSO
4/7/12	Alabama	3-4	L	Tuscaloosa, Ala.	CSS
4/13/12	Vanderbilt	4-5	L	Nashville, Tenn.	CSS
4/21/12	SOUTH CAROLINA	3-5	L	AUBURN	SPSO
5/4/12	Georgia	2-5	L	Athens, Ga.	SPSO
5/5/12	Georgia	5-6 [11]	L	Athens, Ga.	CSS
5/10/12	Arkansas	3-2 [10]	W	Fayetteville, Ark.	ESPNU
5/22/12	Florida	1-6	L	Hoover, Ala.	CSS
5/23/12	Georgia	3-2	W	Hoover, Ala.	CSS
5/24/12	South Carolina	3-5	L	Hoover, Ala.	CSS
3/16/13	Vanderbilt	1-8	L	AUBURN	SPSO
3/24/13	LSU	2-8	L	Baton Rouge, La.	CST
3/30/13	Alabama	0-2	L	AUBURN	CSS
4/18/13	Mississippi State	3-6	L	Starkville, Miss.	ESPNU
4/19/13	Mississippi State	3-1	W	Starkville, Miss.	CSS
5/4/13	Ole Miss	8-5	W	AUBURN	SPSO
5/18/13	Arkansas	11-6	W	AUBURN	CST
5/21/13	Alabama	3-6	L	Hoover, Ala.	FSN
3/22/14	Tennessee	4-2	W	Knoxville, Tenn.	CSS
3/27/14	Missouri	3-4	L	AUBURN	ESPNU
3/29/14	Missouri	7-3	W	AUBURN	SPSO

DATE	OPPONENT	SCORE	W-L	SITE	NETWORK
4/19/14	South Carolina-2	2-3	L	AUBURN	CBSSN
4/20/14	South Carolina	3-4	L	AUBURN	CSS
4/25/14	Arkansas	2-1	W	Fayetteville, Ark.	CST
5/3/14	Mississippi State	0-3	L	AUBURN	CSS
5/10/14	Kentucky	8-1	W	Lexington, Ky.	BBSN
5/11/14	Kentucky	5-6 [10]	L	Lexington, Ky.	BBSN
5/17/14	LSU	1-8	L	AUBURN	SPSO
3/14/15	at Texas A&M	4-10	L	College Station, Texas	SECN
3/21/15	Vanderbilt-2	6-7 [10]	L	AUBURN	ESPNU
4/4/15	Arkansas	3-2	W	AUBURN	SECN
4/23/15	Georgia	5-1	W	AUBURN	SECN
4/24/15	Georgia	4-1	W	AUBURN	SECN
4/29/15	Kennesaw State	6-0	W	AUBURN	SECN
5/2/15	at South Carolina	6-2	W	Columbia, S.C.	SECN
5/3/15	at South Carolina	3-0	W	Columbia, S.C.	ESPNU
5/30/15	vs. Mercer	1-0	W	Tallahassee, Fla.	SECN
3/5/16	vs. Michigan State	3-0	L	Pensacola, Fla.	COX
3/29/16	vs. Alabama	10-1	W	Montgomery, Ala.	SECN
4/7/16	at Missouri	11-9	W	Columbia, Mo.	ESPNU
4/14/16	Tennessee	13-4	L	AUBURN	SECN
4/15/16	Tennessee	2-0	W	AUBURN	SECN
4/23/16	at Ole Miss	7-4	L	Oxford, Miss.	SECN
4/24/16	at Ole Miss	6-5	L	Oxford, Miss.	SECN
4/30/16	Kentucky	10-6	W	AUBURN	SECN
5/7/16	at Alabama	4-3 [11]	L	Tuscaloosa, Ala.	SECN
5/8/16	at Alabama	8-1	W	Tuscaloosa, Ala.	SECN
5/14/16	Mississippi St.	16-6	L	AUBURN	SECN



SERIES RECORDS

Table with columns: Opponent, Overall, Home, Away, Neutral, First, Last. Lists series records for various opponents from Acme to Miami (Fla.).

Table with columns: Opponent, Overall, Home, Away, Neutral, First, Last. Lists series records for various opponents from Miami (Ohio) to Yale.

* Home, Away, and Neutral Records do not include unknown sites. 2017 Opponents in Bold





RESULTS VS. OPPONENTS

ACME (AU leads, 1-0)

YEAR	RESULT	LOCATION	DATE
1943	W, 4-2	Acme	5/6

ALABAMA (AU trails, 158-127)

YEAR	RESULT	LOCATION	DATE
1896	W, 12-9	Auburn, Ala.	5/15
1896	W, 14-8	Auburn, Ala.	5/15
1897	PPD	Tuscaloosa, Ala.	5/7
1897	PPD	Tuscaloosa, Ala.	5/8
1899	W, 10-4	Tuscaloosa, Ala.	5/11
1899	L, 5-6	Tuscaloosa, Ala.	5/12
1899	W, 7-5	Tuscaloosa, Ala.	5/13
1900	W, 10-4	Montgomery, Ala.	4/27
1900	L, 5-9	Montgomery, Ala.	4/28
1900	L, 4-5	Montgomery, Ala.	4/28
1901	L, 1-5	Tuscaloosa, Ala.	4/26
1901	L, 1-9	Tuscaloosa, Ala.	4/27
1901	L, 2-5	Tuscaloosa, Ala.	4/27
1902	L, 2-18	Selma, Ala.	4/11
1902	L, 0-11	Selma, Ala.	4/12
1902	L, 0-11	Selma, Ala.	4/12
1903	W, 6-5	Selma, Ala.	5/1
1903	L, 3-10	Selma, Ala.	5/2
1903	L, 0-3	Selma, Ala.	5/2
1904	L, 4-6	Tuscaloosa, Ala.	4/14
1904	L, 1-8	Tuscaloosa, Ala.	4/15
1904	W, 5-4	Tuscaloosa, Ala.	4/16
1905	L, 2-3	Auburn, Ala.	4/16
1905	W, 4-3	Auburn, Ala.	4/14
1905	W, 6-5	Auburn, Ala.	4/15
1906	W, 14-0	Tuscaloosa, Ala.	4/20
1906	W, 7-4	Tuscaloosa, Ala.	4/21
1907	L, 1-2	Auburn, Ala.	4/25
1907	W, 12-4	Auburn, Ala.	4/26
1907	L, 5-8	Auburn, Ala.	4/27
1908	L, 1-3	Tuscaloosa, Ala.	4/23
1908	L, 1-9	Tuscaloosa, Ala.	4/25
1908	L, 0-1	Tuscaloosa, Ala.	4/25
1908	L, 3-4	Tuscaloosa, Ala.	5/13
1909	L, 7-20	Tuscaloosa, Ala.	5/14
1909	L, 3-12	Auburn, Ala.	5/20
1909	L, 0-4	Auburn, Ala.	5/21
1950	L, 1-17	Auburn, Ala.	5/3
1950	L, 0-17	Auburn, Ala.	5/4
1950	L, 7-9	Tuscaloosa, Ala.	5/13
1951	L, 4-5	Tuscaloosa, Ala.	4/18
1951	L, 5-6	Auburn, Ala.	4/30
1951	W, 2-0	Auburn, Ala.	5/1
1952	L, 1-5	Auburn, Ala.	4/21
1952	W, 8-4	Auburn, Ala.	4/22
1952	W, 14-6	Tuscaloosa, Ala.	4/25
1952	W, 10-8 (10)	Tuscaloosa, Ala.	4/26
1953	L, 1-7	Auburn, Ala.	4/3
1953	L, 0-6	Auburn, Ala.	4/4
1953	W, 9-4	Tuscaloosa, Ala.	5/8
1953	L, 4-7	Tuscaloosa, Ala.	5/9
1954	W, 4-1	Auburn, Ala.	4/2
1954	W, 2-1	Auburn, Ala.	4/3
1954	L, 2-5	Tuscaloosa, Ala.	5/4
1954	L, 1-4	Tuscaloosa, Ala.	5/4
1955	L, 1-3	Tuscaloosa, Ala.	5/2
1955	L, 2-10	Tuscaloosa, Ala.	5/3
1955	L, 6-14	Auburn, Ala.	5/6
1955	L, 6-9	Auburn, Ala.	5/7
1956	L, 11-13	Auburn, Ala.	4/16
1956	L, 11-13	Auburn, Ala.	4/17
1956	L, 1-6	Tuscaloosa, Ala.	1-6
1956	L, 2-4	Tuscaloosa, Ala.	2-4
1957	W, 11-8	Tuscaloosa, Ala.	4/30
1957	L, 4-8	Tuscaloosa, Ala.	5/4
1957	L, 6-16	Auburn, Ala.	5/6
1957	L, 7-10	Auburn, Ala.	5/7
1958	L, 5-7	Tuscaloosa, Ala.	4/18
1958	L, 5-7	Auburn, Ala.	4/22
1958	W, 9-3	Auburn, Ala.	4/25
1958	W, 3-2 (14)	Tuscaloosa, Ala.	5/14
1958	W, 5-4	Tuscaloosa, Ala.	5/15
1959	W, 8-6	Auburn, Ala.	4/6
1959	W, 8-6	Tuscaloosa, Ala.	5/4
1960	W, 11-10	Auburn, Ala.	4/5
1962	L, 6-7 (10)	Tuscaloosa, Ala.	5/2
1962	L, 5-11	Auburn, Ala.	5/7
1967	L, 0-3	Auburn, Ala.	3/28
1967	W, 7-6	Tuscaloosa, Ala.	4/25
1968	L, 1-2	Tuscaloosa, Ala.	4/2
1968	L, 2-9	Auburn, Ala.	4/30
1969	L, 1-2	Tuscaloosa, Ala.	4/15
1969	W, 5-1	Auburn, Ala.	5/6
1970	L, 1-8	Tuscaloosa, Ala.	4/21
1970	W, 3-2 (11)	Auburn, Ala.	5/5
1971	W, 12-8	Auburn, Ala.	4/23
1971	L, 5	Tuscaloosa, Ala.	5/4
1972	W, 3-0	Auburn, Ala.	4/4
1972	L, 6-8	Auburn, Ala.	4/4
1972	W, 8-4	Tuscaloosa, Ala.	4/25
1972	L, 1-9	Tuscaloosa, Ala.	4/25

1973	W, 3-2	Tuscaloosa, Ala.	4/3
1973	L, 3-6	Tuscaloosa, Ala.	4/3
1973	W, 6-3	Auburn, Ala.	4/24
1973	W, 7-4	Auburn, Ala.	4/24
1974	W, 4-1	Tuscaloosa, Ala.	4/9
1974	W, 2-1	Tuscaloosa, Ala.	4/9
1974	W, 6-2	Auburn, Ala.	4/16
1974	L, 0-6	Auburn, Ala.	4/16
1975	L, 0-2	Tuscaloosa, Ala.	4/8
1975	W, 12-0	Tuscaloosa, Ala.	4/8
1975	W, 4-3	Auburn, Ala.	5/6
1975	L, 2-6	Auburn, Ala.	5/6
1976	W, 4-0	Tuscaloosa, Ala.	3/8
1976	W, 5-2	Tuscaloosa, Ala.	3/8
1976	W, 11-5	Tuscaloosa, Ala.	3/9
1977	L, 5-11	Tuscaloosa, Ala.	4/9
1977	W, 5-2	Tuscaloosa, Ala.	4/9
1977	L, 5-12	Tuscaloosa, Ala.	4/10
1978	L, 5-9	Tuscaloosa, Ala.	3/4
1978	W, 5-3	Tuscaloosa, Ala.	3/5
1978	W, 3-1	Tuscaloosa, Ala.	3/5
1978	W, 13-5	Auburn, Ala.	4/8
1978	W, 11-5	Auburn, Ala.	4/8
1978	W, 12-2 (6)	Auburn, Ala.	4/9
1979	W, 10-2 (7)	Auburn, Ala.	3/31
1979	W, 3-2 (7)	Auburn, Ala.	3/31
1979	W, 9-4	Auburn, Ala.	4/1
1979	W, 11-4 (7)	Tuscaloosa, Ala.	5/5
1979	L, 1-4 (7)	Tuscaloosa, Ala.	5/5
1979	L, 3-4	Tuscaloosa, Ala.	5/6
1980	W, 1-0 (7)	Tuscaloosa, Ala.	3/28
1980	W, 3-2 (7)	Tuscaloosa, Ala.	3/29
1980	L, 3-8	Tuscaloosa, Ala.	3/30
1980	W, 5-3 (7)	Auburn, Ala.	5/3
1980	W, 8-5 (7)	Auburn, Ala.	5/4
1980	W, 5-4 (7)	Auburn, Ala.	5/4
1981	L, 1-2 (7)	Auburn, Ala.	3/28
1981	L, 0-2 (7)	Auburn, Ala.	3/28
1981	L, 3-8	Auburn, Ala.	3/29
1981	L, 3-10 (7)	Tuscaloosa, Ala.	5/2
1981	L, 5-6 (8)	Tuscaloosa, Ala.	5/2
1981	L, 3-13	Tuscaloosa, Ala.	5/3
1982	L, 7-8 (10)	Tuscaloosa, Ala.	3/27
1982	L, 5-8 (7)	Tuscaloosa, Ala.	3/28
1982	L, 10-11 (8)	Tuscaloosa, Ala.	3/28
1982	W, 8-7 (8)	Auburn, Ala.	5/7
1982	W, 8-5 (8)	Auburn, Ala.	5/1
1982	L, 9-14	Auburn, Ala.	5/2
1983	L, 3-12	Birmingham, Ala.	3/31
1983	L, 5-6	Tuscaloosa, Ala.	4/2
1983	L, 2-3	Tuscaloosa, Ala.	4/3
1983	W, 7-6	Tuscaloosa, Ala.	4/3
1983	L, 1-9	Auburn, Ala.	5/7
1983	L, 4-6	Auburn, Ala.	5/7
1983	L, 5-13	Auburn, Ala.	5/8
1984	L, 0-6 (7)	Tuscaloosa, Ala.	3/25
1984	W, 6-4 (7)	Tuscaloosa, Ala.	3/25
1984	L, 13-15	Birmingham, Ala.	4/23
1984	W, 3-2 (7)	Auburn, Ala.	4/28
1984	W, 2-1 (7)	Auburn, Ala.	4/28
1984	L, 2-6	Auburn, Ala.	4/29
1985	W, 4-2 (7)	Auburn, Ala.	3/2
1985	L, 2-4 (7)	Auburn, Ala.	3/2
1985	W, 9-7	Auburn, Ala.	3/3
1985	L, 2-3 (7)	Tuscaloosa, Ala.	4/6
1985	W, 17-8 (7)	Tuscaloosa, Ala.	4/6
1985	W, 10-6	Tuscaloosa, Ala.	4/7
1985	W, 10-6	Tuscaloosa, Ala.	5/2
1986	L, 6-12	Mobile, Ala.	4/9
1986	L, 0-7 (7)	Auburn, Ala.	4/19
1986	L, 1-3 (7)	Tuscaloosa, Ala.	4/19
1986	L, 1-5	Tuscaloosa, Ala.	4/20
1986	W, 10-1	Tuscaloosa, Ala.	4/20
1986	L, 8-13	Tuscaloosa, Ala.	4/20
1986	L, 7-8 (11)	Tuscaloosa, Ala.	4/20
1987	W, 7-2 (7)	Auburn, Ala.	4/25
1987	L, 4-9 (7)	Auburn, Ala.	4/25
1987	W, 9-4	Auburn, Ala.	4/26
1987	W, 6-0	Huntsville, Ala.	5/12
1988	W, 3-1 (11)	Huntsville, Ala.	4/12
1988	L, 2-12 (7)	Tuscaloosa, Ala.	4/23
1988	L, 6-7 (7)	Tuscaloosa, Ala.	4/24
1988	L, 1-6	Dothan, Ala.	4/27
1989	W, 21-9	Huntsville, Ala.	3/30
1989	L, 5-7 (11)	Auburn, Ala.	4/22
1989	W, 2-0 (7)	Auburn, Ala.	4/22
1989	L, 7-9	Auburn, Ala.	4/23
1989	L, 6-8	Dothan, Ala.	5/3
1990	W, 7-6	Auburn, Ala.	4/21
1990	W, 2-0 (7)	Auburn, Ala.	4/21
1990	W, 9-5	Auburn, Ala.	4/22
1990	L, 2-9	Montgomery, Ala.	4/24
1990	L, 8-11	Huntsville, Ala.	4/30
1991	W, 19-11	Tuscaloosa, Ala.	4/20
1991	W, 17-8 (7)	Tuscaloosa, Ala.	4/20
1991	L, 6-7	Tuscaloosa, Ala.	4/21
1991	W, 11-2	Montgomery, Ala.	4/23
1992	L, 1-7	Montgomery, Ala.	3/26
1992	W, 7-5	Dothan, Ala.	4/7

1992	L, 6-7	Tuscaloosa, Ala.	5/9
1992	W, 5-2 (7)	Tuscaloosa, Ala.	5/9
1992	W, 9-7	Tuscaloosa, Ala.	5/10
1993	L, 5-6	Huntsville, Ala.	3/24
1993	W, 11-3	Montgomery, Ala.	5/14
1993	L, 0-11	Auburn, Ala.	5/15
1993	W, 2-1	Auburn, Ala.	5/16
1993	W, 13-4	Baton Rouge, La.	5/20
1994	W, 8-7	Montgomery, Ala.	5/4
1994	L, 5-6	Montgomery, Ala.	5/12
1994	W, 5-4	Tuscaloosa, Ala.	5/13
1994	W, 6-3	Tuscaloosa, Ala.	5/14
1995	W, 6-1	Hoover, Ala.	3/29
1995	W, 10-8	Huntsville, Ala.	4/4
1995	L, 5-10	Montgomery, Ala.	5/12
1995	W, 3-1	Auburn, Ala.	5/13
1995	L, 4-7	Auburn, Ala.	5/14
1996	L, 0-2	Montgomery, Ala.	4/2
1996	L, 0-1	Tuscaloosa, Ala.	5/10
1996	L, 1-7	Hoover, Ala.	5/11
1996	L, 0-4	Tuscaloosa, Ala.	5/12
1997	W, 13-8	Auburn, Ala.	4/12
1997	L, 7-22	Auburn, Ala.	4/13
1997	L, 11-12 (11)	Auburn, Ala.	4/14
1998	L, 7-9	Tuscaloosa, Ala.	5/8
1998	W, 15-4 (8)	Tuscaloosa, Ala.	5/9
1998	L, 4-10	Tuscaloosa, Ala.	5/10
1998	W, 11-8	Columbus, Ga.	5/13
1998	L, 3-4	Columbus, Ga.	5/16
1998	W, 9-1	Columbus, Ga.	5/16
1999	W, 15-4	Auburn, Ala.	3/26
1999	W, 10-2	Auburn, Ala.	3/27
1999	L, 4-10	Auburn, Ala.	3/28
2000	L, 2-7	New Orleans, La.	2/20
2000	L, 2-3	Tuscaloosa, Ala.	5/5
2000	W, 6-3	Tuscaloosa, Ala.	5/6
2000	L, 4-13	Tuscaloosa, Ala.	5/7
2001	W, 5-4 (11)	Auburn, Ala.	4/20
2001	W, 7-5	Auburn, Ala.	4/21
2001	W, 10-5	Auburn, Ala.	4/22
2002	L, 6-8	Tuscaloosa, Ala.	4/26
2002	L, 5-6	Tuscaloosa, Ala.	4/27
2002	L, 0-7	Tuscaloosa, Ala.	4/28
2002	L, 3-6	Tuscaloosa, Ala.	6/1
2003	W, 10-2	Auburn, Ala.	4/4
2003	L, 2-3	Auburn, Ala.	4/5
2003	W, 7-6	Auburn, Ala.	4/6
2003	L, 5-7	Hoover, Ala.	5/23
2003	L, 3-13 (7)	Hoover, Ala.	5/24
2004	W, 8-2	Tuscaloosa, Ala.	4/16
2004	W, 7-1	Tuscaloosa, Ala.	4/17
2004	L, 0-19	Tuscaloosa, Ala.	4/18
2005	W, 8-1	Auburn, Ala.	5/20
2005	L, 6-8	Auburn, Ala.	5/21
2005	L, 9-11	Auburn, Ala.	5/22
2006	L, 5-6 (10)	Tuscaloosa, Ala.	4/28
2006	W, 7-6	Tuscaloosa, Ala.	4/29
2006	L, 1-9	Tuscaloosa, Ala.	4/30
2007	W, 12-5	Auburn, Ala.	4/20
2007	W, 6-3	Auburn, Ala.	4/21
2007	L, 4-12	Auburn, Ala.	4/22
2008	W, 5-4	Tuscaloosa, Ala.	4/25
2008	L, 4-5	Tuscaloosa, Ala.	4/26
2008	L, 7-17	Tuscaloosa, Ala.	4/27
2009	W, 8-7	Montgomery, Ala.	3/10
2009	W, 3-2 (10)	Auburn, Ala.	5/14
2009	W, 3-1	Auburn, Ala.	5/15
2009	L, 3-13 (7)	Auburn, Ala.	5/16
2010	W, 8-6	Montgomery, Ala.	3/24
2010	L, 5-10	Tuscaloosa, Ala.	4/2
2010	L, 5-6	Tuscaloosa, Ala.	4/3
2010	W, 7-1	Tuscaloosa, Ala.	4/4
2010	L, 1-7	Hoover, Ala.	5/26
2011	W, 2-1	Montgomery, Ala.	3/15
2011	W, 7-5	Auburn, Ala.	5/14
2011	W, 8-7	Auburn, Ala.	5/14
2011	L, 6-7	Auburn, Ala.	5/15
2012	W, 8-3	Montgomery, Ala.	3/6
2012	W, 6-10	Tuscaloosa, Ala.	4/6
2012	L, 3-4	Tuscaloosa, Ala.	4/7
2012			



RESULTS VS. OPPONENTS

Table listing game results for various opponents including Fayetteville, Ark., Columbus, Ga., Auburn, Ala., Hoover, Ala., and others from 1998 to 2016.

ARKANSAS-PB (AU leads, 1-0)
Year Result Location Date
2014 W, 2-1 Auburn, Ala. 2/21

ARKANSAS ST. (AU leads, 1-0)
Year Result Location Date
2011 W, 12-5 Auburn, Ala. 2/18

ARMY (AU leads, 1-0)
Year Result Location Date
2005 W, 12-3 Tallahassee, Fla. 6/5

ATLANTA BAPTIST (AU leads, 3-0)
Year Result Location Date
1971 W, 8-6 5/3
1972 W, 8-4 Auburn, Ala. 4/12
1972 W, 11-2 Auburn, Ala. 4/26

AU RAMBLERS (AU leads, 1-0)
YEAR RESULT LOCATION DATE
1934 W Auburn, Ala.

AUSTIN PEAY (AU leads, 5-1)
Year Result Location Date
1972 W, 16-5 Auburn, Ala. 3/16
1972 L, 4-13 Auburn, Ala. 3/16
1977 W, 6-5 Clarksville, Tenn. 3/17
1978 W, 14-9 Auburn, Ala. 3/10
1979 W, 6-1 Auburn, Ala. 3/22
1982 W, 13-10 Auburn, Ala. 3/18

BELMONT (AU leads, 2-1)
Year Result Location Date
2012 W, 6-5 Auburn, Ala. 3/9
2012 W, 3-2 Auburn, Ala. 3/10
2012 L, 1-3 Auburn, Ala. 3/11

BERRY COLLEGE (AU leads, 4-0)
Year Result Location Date
1989 W, 14-4 Auburn, Ala. 4/27
1990 W, 9-3 Auburn, Ala. 5/2
1991 W, 18-10 Auburn, Ala. 4/11
1992 W, 6-0 Auburn, Ala. 2/24

BETHUNE-COOKMAN (AU leads, 3-1)
Year Result Location Date
2009 W, 6-3 Auburn, Ala. 4/8
2011 W, 9-2 Auburn, Ala. 3/1
2011 L, 2-5 Auburn, Ala. 3/2
2014 W, 9-1 Auburn, Ala. 5/6

BILL WHITE'S TM (AU leads, 1-0)
YEAR RESULT LOCATION DATE
1937 W, 6-0 Auburn, Ala. 4/26

BINGHAMTON (AU leads, 2-1)
Year Result Location Date
2015 W, 2-0 Auburn, Ala. 2/13
2015 L, 5-11 Auburn, Ala. 2/14
2015 W, 13-2 Auburn, Ala. 2/15

B'HAM SOUTHERN (AU leads, 31-10)
Year Result Location Date
1919 W, 15-3 Auburn, Ala. 5/3
1919 W, 11-2 Auburn, Ala. 5/4
1922 W, 5-0 Auburn, Ala. 4/8
1922 L, 1-2 Auburn, Ala. 4/8
1924 L, 6-7 Birmingham, Ala. 4/26
1925 W, 13-5 Birmingham, Ala. 3/27
1925 W, 7-0 Birmingham, Ala. 3/28
1926 W, 2-0 Birmingham, Ala. 4/23
1926 W, 3-0 Auburn, Ala. 4/24
1929 W, 8-6 Auburn, Ala. 4/5
1929 W, 16-5 Auburn, Ala. 4/6
1936 W, 11-4 Auburn, Ala. 4/24
1936 L, 0-3 Auburn, Ala. 4/25
1951 W, 15-2 Auburn, Ala. 3/24
1951 W, 6-4 Birmingham, Ala. 5/2
1975 W, 5-3 Auburn, Ala. 3/7
1975 W, 6-3 Auburn, Ala. 3/7
1976 W, 4-1 Auburn, Ala. 3/3
1976 W, 13-4 Birmingham, Ala. 5/3
1977 W, 8-6 Birmingham, Ala. 4/5
1977 W, 8-5 Auburn, Ala. 4/20
1978 W, 12-2 Auburn, Ala. 4/27
1979 L, 2-6 Birmingham, Ala. 4/17
1981 L, 3-8 Birmingham, Ala. 4/5
1981 W, 4-3 (5) Auburn, Ala. 5/10
1982 L, 10-12 Auburn, Ala. 4/28
1985 W, 15-7 Birmingham, Ala. 3/6
1985 W, 11-3 Auburn, Ala. 4/12
1986 L, 3-7 Auburn, Ala. 4/15
1987 W, 9-0 Auburn, Ala. 4/13
1988 W, 14-3 Auburn, Ala. 4/12
1989 W, 7-0 Auburn, Ala. 4/13
1990 W, 5-4 (11) Auburn, Ala. 4/25
1991 W, 12-4 Auburn, Ala. 4/24
1992 W, 13-5 Auburn, Ala. 4/16
1993 W, 16-4 Auburn, Ala. 3/31
1994 W, 11-4 Auburn, Ala. 4/13
1995 L, 6-7 (10) Auburn, Ala. 2/21
2006 L, 1-6 Auburn, Ala. 3/10
2006 W, 4-2 Auburn, Ala. 3/11
2006 L, 1-7 Auburn, Ala. 3/12

BONA ALLEN (AU trails, 0-4)
YEAR RESULT LOCATION DATE
1935 L, 0-17 Buford, Ga. 4/12
1935 L, 1-6 Buford, Ga. 4/13
1936 L, 0-9 Buford, Ga. 5/6
1936 L, 0-2 Buford, Ga. 5/7

BOSTON COLLEGE (AU leads, 3-1)
Year Result Location Date
2004 W, 6-5 (10) Auburn, Ala. 2/20
2004 L, 4-11 Auburn, Ala. 2/21
2004 W, 2-1 Auburn, Ala. 2/22
2010 W, 6-5 (10) Auburn, Ala. 2/26

BRADLEY (AU leads, 1-0)
YEAR RESULT LOCATION DATE
1946 W, 8-5 Auburn, Ala. 4/22

BROWN (AU leads, 7-0)
Year Result Location Date
2009 W, 11-2 Auburn, Ala. 3/6
2009 W, 9-4 Auburn, Ala. 3/7
2009 W, 6-4 Auburn, Ala. 3/7
2009 W, 10-9 (11) Auburn, Ala. 3/8
2013 W, 9-4 Auburn, Ala. 3/8
2013 W, 6-0 Auburn, Ala. 3/9
2013 W, 6-3 Auburn, Ala. 3/10

CALIFORNIA (AU trails, 1-0)
Year Result Location Date
2014 L, 0-5 Auburn, Ala. 2/22

CALLAWAY MILLS (AU leads, 2-0)
YEAR RESULT LOCATION DATE
1940 W, 19-3 LaGrange, Ga. 4/27
1940 W, 17-4 LaGrange, Ga. 5/7

CAMPBELL (AU leads, 5-1)
Year Result Location Date
1989 W, 5-4 Auburn, Ala. 3/1
1991 L, 4-5 Auburn, Ala. 2/26
1991 W, 15-4 Auburn, Ala. 2/27
2001 W, 11-0 Auburn, Ala. 2/9
2001 W, 7-3 Auburn, Ala. 2/10
2001 W, 10-2 Auburn, Ala. 2/10

CAMP RUCKER (AU leads, 2-0)
Year Result Location Date
1954 W, 9-6 Auburn, Ala. 3/8
1954 W, 10-8 Auburn, Ala.

UCF (AU leads, 4-1)
Year Result Location Date
1993 W, 12-1 Orlando, Fla. 2/6
1993 L, 4-12 Orlando, Fla. 2/7
1993 W, 4-3 Auburn, Ala. 3/20
1993 W, 3-1 Auburn, Ala. 3/21
1998 W, 4-0 Kissimmee, Fla. 2/7

CENTRE COLLEGE (AU leads, 4-0)
Year Result Location Date
1906 W, 5-3 Auburn, Ala. 5/7
1908 W, 13-2 Auburn, Ala. 5/7
1908 W, 6-4 Auburn, Ala. 5/8
1908 W, 10-0 Auburn, Ala. 5/9

CHA. SOUTHERN (AU leads, 4-0)
Year Result Location Date
2001 W, 5-0 Auburn, Ala. 3/2
2009 W, 7-6 (13) Auburn, Ala. 3/17
2009 W, 18-4 Auburn, Ala. 3/18
2012 W, 13-1 Auburn, Ala. 3/3

CHATTAHOCHEE (AU leads, 2-0)
YEAR RESULT LOCATION DATE
1943 W, 19-1 Auburn, Ala. 4/10
1943 W, 7-4 Auburn, Ala. 5/1

CHATTANOOGA (AU trails, 1-2)
YEAR RESULT LOCATION DATE
1934 W, 7-1 Chattanooga, Tenn. 3/21
1934 L, 0-5 Auburn, Ala. 3/28
1934 L Chattanooga, Tenn. 4/2

CINCINNATI (AU leads, 2-0)
Year Result Location Date
1921 W, 10-1 Auburn, Ala. 3/21
1971 W, 17-4 Auburn, Ala. 3/21

CLEMSON (AU leads, 48-42-3)
Year Result Location Date
1901 L, 0-8 Clemson, S.C. 3/29
1901 L, 4-11 Clemson, S.C. 3/30
1903 L, 0-3 Auburn, Ala. 4/13
1911 W, 7-6 Auburn, Ala. 5/12
1911 W, 5-4 Auburn, Ala. 5/13
1911 W, 3-2 Auburn, Ala. 5/13
1912 L, 1-2 Clemson, S.C. 5/7
1912 L, 3-4 Clemson, S.C. 5/8
1912 W, 4-0 Clemson, S.C. 5/9

Table listing game results for various opponents including Auburn, Ala., Clemson, S.C., Atlanta, Ga., and others from 1913 to 2010.

CLEVELAND ST. (AU leads, 4-0)
Year Result Location Date
1973 W, 13-2 Auburn, Ala. 3/21
1973 W, 6-0 Auburn, Ala. 3/22
1974 W, 5-0 Auburn, Ala. 3/23
1974 W, 5-1 Auburn, Ala. 3/23





RESULTS VS. OPPONENTS

COLL. OF CHARLESTON (tied, 2-2)

Year	Result	Location	Date
2011	W, 7-4	Charleston, S.C.	3/5
2013	W, 5-1	Auburn, Ala.	2/23
2015	L, 6-7 (11)	Tallahassee, Fla.	5/29
2015	L, 2-3	Tallahassee, Fla.	5/31

COLUMBUS ST. (AU leads, 26-7)

Year	Result	Location	Date
1974	W, 5-2	Auburn, Ala.	3/22
1974	W, 10-4	Auburn, Ala.	3/22
1975	W, 16-1	Auburn, Ala.	3/25
1975	W, 9-6	Auburn, Ala.	3/25
1977	L, 5-7	Auburn, Ala.	4/27
1977	W, 15-3	Columbus, Ga.	5/2
1978	W, 6-5	Auburn, Ala.	4/25
1978	W, 14-4	Columbus, Ga.	5/4
1979	W, 11-4	Auburn, Ala.	4/9
1979	L, 3-6	Columbus, Ga.	5/1
1980	L, 4-5	Columbus, Ga.	2/28
1980	W, 9-4	Auburn, Ala.	3/11
1980	W, 6-5 (10)	Auburn, Ala.	4/10
1980	L, 5-7	Columbus, Ga.	4/15
1981	W, 5-1	Columbus, Ga.	3/3
1981	W, 7-6	Auburn, Ala.	5/9
1982	W, 9-7	Auburn, Ala.	4/1
1982	W, 20-2	Columbus, Ga.	4/15
1983	L, 7-8 (12)	Columbus, Ga.	3/5
1983	W, 6-4	Auburn, Ala.	4/10
1984	W, 14-3	Columbus, Ga.	4/4
1984	W, 5-2	Auburn, Ala.	5/2
1985	L, 2-7	Columbus, Ga.	3/20
1985	W, 2-1	Auburn, Ala.	4/30
1986	L, 3-7	Columbus, Ga.	3/28
1987	W, 9-8	Auburn, Ala.	4/1
1989	W, 7-0	Auburn, Ala.	4/16
1991	W, 11-2	Auburn, Ala.	3/31
1992	W, 4-2	Auburn, Ala.	4/7
1993	W, 5-3	Auburn, Ala.	3/30
1994	W, 7-2	Auburn, Ala.	4/12
1995	W, 9-4	Auburn, Ala.	5/7
1996	W, 9-8	Auburn, Ala.	5/6
1997	W, 9-2	Auburn, Ala.	5/6

CONNECTICUT (AU leads, 1-0)

Year	Result	Location	Date
2014	W, 7-3	Port Charlotte, Fla.	2/16

COPPIN ST. (AU leads, 2-0)

Year	Result	Location	Date
2014	W, 10-0	Auburn, Ala.	3/18
2014	W, 13-2	Auburn, Ala.	3/19

CORNELL (AU leads, 1-0)

Year	Result	Location	Date
1991	W, 6-1	Auburn, Ala.	3/19

CUMBERLAND (AU leads, 7-0)

Year	Result	Location	Date
1906	W, 5-4	Auburn, Ala.	3/26
1906	W, 9-3	Auburn, Ala.	3/27
1906	PPD	Auburn, Ala.	3/28
1909	W, 5-0	Auburn, Ala.	5/11
1909	W, 17-3	Auburn, Ala.	5/12
1909	W, 7-3	Auburn, Ala.	5/13
1914	W	Auburn, Ala.	5/7
1914	W, 7-2	Auburn, Ala.	5/8
1986	L, 2-4	Auburn, Ala.	3/5

DAYTONA BEACH (AU leads, 1-0)

Year	Result	Location	Date
1940	W, 9-1	Auburn, Ala.	4/1

DAVIDSON (AU leads, 15-0)

Year	Result	Location	Date
1997	W, 14-3	Auburn, Ala.	3/5
1998	W, 20-7	Auburn, Ala.	3/3
1998	W, 12-0	Auburn, Ala.	3/4
1999	W, 16-0 (7)	Auburn, Ala.	3/2
1999	W, 16-2 (7)	Auburn, Ala.	3/3
2000	W, 10-5	Auburn, Ala.	3/7
2001	W, 16-3	Auburn, Ala.	3/7
2006	W, 8-6	Auburn, Ala.	2/28
2007	W, 10-4	Auburn, Ala.	3/6
2008	W, 10-2	Auburn, Ala.	3/4
2008	W, 8-7	Auburn, Ala.	3/5
2009	W, 7-2	Auburn, Ala.	3/3
2009	W, 14-2	Auburn, Ala.	3/4
2010	W, 7-6	Auburn, Ala.	3/3
2010	W, 7-6	Auburn, Ala.	3/3

DOTHAN (AU leads, 1-0)

Year	Result	Location	Date
1941	W, 5-0	Auburn, Ala.	4/23

DUKE (AU trails, 1-2)

Year	Result	Location	Date
1923	W, 5-3	Auburn, Ala.	4/6
1923	L, 7-10	Montgomery, Ala.	4/7
1924	L, 2-4	Auburn, Ala.	4/21

DUQUESNE (AU leads, 3-0)

Year	Result	Location	Date
1997	W, 11-2	Auburn, Ala.	3/1
1997	W, 11-0	Auburn, Ala.	3/2
1997	W, 11-5	Auburn, Ala.	3/3

EAST CAROLINA (Series tied, 1-1)

Year	Result	Location	Date
1990	L, 4-5 (7)	Auburn, Ala.	3/3
1990	W, 9-6 (7)	Auburn, Ala.	3/3

EASTERN ILLINOIS (AU leads, 2-1)

Year	Result	Location	Date
2013	L, 10-11	Auburn, Ala.	3/1
2013	W, 14-7	Auburn, Ala.	3/2
2013	W, 8-2	Auburn, Ala.	3/3

EASTERN KY. (AU trails, 1-0)

Year	Result	Location	Date
1991	L, 1-2	Macon, Ga.	3/1

EASTERN MICH. (AU leads, 3-0)

Year	Result	Location	Date
1995	W, 19-3	Auburn, Ala.	3/17
1995	W, 11-4	Auburn, Ala.	3/18
1995	W, 7-4	Auburn, Ala.	3/19

E. TENNESSEE ST. (AU leads, 4-2)

Year	Result	Location	Date
1994	L, 7-9	Auburn, Ala.	4/11
2008	W, 6-3	Auburn, Ala.	2/22
2008	W, 12-1	Auburn, Ala.	2/23
2008	W, 12-4	Auburn, Ala.	2/24
2008	W, 12-2	Auburn, Ala.	2/25
2014	L, 2-3 (10)	Auburn, Ala.	2/23

ELON (AU leads, 6-5)

Year	Result	Location	Date
2003	W, 11-1	Auburn, Ala.	2/28
2003	W, 3-1	Auburn, Ala.	3/1
2003	W, 7-1	Auburn, Ala.	3/2
2005	W, 8-7 (12)	Auburn, Ala.	2/25
2005	L, 4-6	Auburn, Ala.	2/26
2006	L, 2-10	Auburn, Ala.	2/24
2006	L, 2-3	Auburn, Ala.	2/26
2006	W, 13-3	Auburn, Ala.	2/26
2009	W, 5-3	Auburn, Ala.	2/20
2009	L, 6-11	Auburn, Ala.	2/21
2009	L, 8-9	Auburn, Ala.	2/22

FAIRFAX MILLS (AU leads, 1-0)

Year	Result	Location	Date
1937	W, 5-3	Auburn, Ala.	5/11

FAIRFIELD (Series tied, 1-1)

Year	Result	Location	Date
1978	L, 1-3	Auburn, Ala.	3/27
1979	W, 21-6	Auburn, Ala.	3/21

FAULKNER (AU leads, 4-2)

Year	Result	Location	Date
1983	W, 13-6	Auburn, Ala.	3/22
1983	W, 19-14	Montgomery, Ala.	4/13
1983	L, 5-7	Auburn, Ala.	5/5
1984	L, 6-9	Auburn, Ala.	4/2
1984	W, 11-7	Montgomery, Ala.	4/5
1985	W, 9-2	Auburn, Ala.	4/19

FERRIS ST. (AU leads, 2-0)

Year	Result	Location	Date
1987	W, 6-5 (7)	Auburn, Ala.	3/3
1987	W, 9-7 (7)	Auburn, Ala.	3/3

FLORIDA (AU leads, 128-112-2)

Year	Result	Location	Date
1913	W, 3-2	Gainesville, Fla.	4/10
1913	W, 8-5	Gainesville, Fla.	4/11
1913	W, 4-2	Gainesville, Fla.	4/12
1914	W, 8-1	Gainesville, Fla.	4/9
1914	W, 4-3	Gainesville, Fla.	4/10
1914	L, 3-5	Gainesville, Fla.	4/11
1915	W, 8-2	Tallahassee, Fla.	4/23
1915	W, 7-2	Tallahassee, Fla.	4/24
1915	T, 5-5	Tallahassee, Fla.	4/24
1916	W, 7-0	Auburn, Ala.	5/12
1916	W, 14-3	Auburn, Ala.	5/13
1916	W, 7-1	Auburn, Ala.	5/13
1920	W, 7-2	Tallahassee, Fla.	5/4
1920	W, 1-0	Tallahassee, Fla.	5/5
1920	T, 1-1	Tallahassee, Fla.	5/5
1924	W, 10-3	Gainesville, Fla.	4/18
1924	L, 3-4	Gainesville, Fla.	4/19
1926	W, 2-1	Gainesville, Fla.	4/27
1926	W, 4-3	Gainesville, Fla.	4/28
1927	W, 2-1	Auburn, Ala.	4/4
1927	L, 0-1	Auburn, Ala.	4/5
1927	L, 8-9	Gainesville, Fla.	4/25
1927	L, 3-4	Gainesville, Fla.	4/26
1927	W, 5-0	Gainesville, Fla.	4/27
1928	W, 4-1	Auburn, Ala.	4/11
1928	W, 10-5	Auburn, Ala.	4/12
1928	L, 5-6	Gainesville, Fla.	4/26
1928	W, 2-0	Gainesville, Fla.	4/27
1928	W, 2-1	Gainesville, Fla.	4/28
1929	W, 9-7	Gainesville, Fla.	4/25
1929	W, 7-3	Gainesville, Fla.	4/26
1929	W, 7-6	Gainesville, Fla.	4/27
1930	L, 2-3	Gainesville, Fla.	4/24
1930	W, 3-2	Gainesville, Fla.	4/25
1930	L, 3-4	Gainesville, Fla.	4/26
1931	W, 6-3	Gainesville, Fla.	5/1
1931	L, 1-5	Gainesville, Fla.	5/2
1931	L, 1-5	Gainesville, Fla.	5/8
1931	W, 4-3	Gainesville, Fla.	5/9
1932	W, 5-2	Auburn, Ala.	4/22
1932	W, 6-2	Auburn, Ala.	4/23
1935	W, 7-6	Gainesville, Fla.	4/18
1935	W, 9-4	Gainesville, Fla.	4/19
1935	L, 6-8	Gainesville, Fla.	4/20
1936	W, 10-2	Auburn, Ala.	4/15
1936	W, 4-1	Auburn, Ala.	4/16
1937	W, 9-7	Gainesville, Fla.	4/23
1937	W, 9-4	Gainesville, Fla.	4/24
1938	L, 3-4	Auburn, Ala.	4/15
1938	W, 6-5	Auburn, Ala.	4/16
1939	L, 2-9	Gainesville, Fla.	5/5
1939	W, 11-2	Gainesville, Fla.	5/6
1940	W, 2-1	Auburn, Ala.	5/3
1940	L, 2-4	Auburn, Ala.	5/4
1941	W, 10-9	Gainesville, Fla.	5/2
1941	L, 5-6	Gainesville, Fla.	5/3
1946	W, 3-1	Auburn, Ala.	4/12
1946	L, 1-4	Auburn, Ala.	4/13
1946	W, 7-1	Gainesville, Fla.	4/29
1946	W, 8-3	Gainesville, Fla.	4/30
1947	W, 3-1	Auburn, Ala.	4/25
1947	W, 7-3	Auburn, Ala.	4/26
1947	W, 18-7	Gainesville, Fla.	5/12
1947	W, 9-2	Gainesville, Fla.	5/13
1948	W, 12-1	Auburn, Ala.	4/21
1948	W, 9-5	Auburn, Ala.	4/22
1949	L, 4-8	Gainesville, Fla.	5/6
1949	W, 2-1	Gainesville, Fla.	5/7
1950	L, 6-7	Gainesville, Fla.	3/24
1950	L, 4-14	Gainesville, Fla.	3/25
1950	W, 5-4	Auburn, Ala.	4/26
1950	L, 3-5	Auburn, Ala.	4/27
1951	W, 10-2	Gainesville, Fla.	5/4
1951	L, 5-19	Gainesville, Fla.	5/5
1951	W, 7-5	Auburn, Ala.	5/11
1951	W, 8-1	Auburn, Ala.	5/12
1952	L, 8-12	Auburn, Ala.	5/2
1952	L, 5-7	Auburn, Ala.	5/3
1952	L, 2-3	Gainesville, Fla.	5/9
1952	W, 8-5	Gainesville, Fla.	5/10
1953	L, 5-6	Gainesville, Fla.	4/17
1953	W, 9-8	Gainesville, Fla.	4/18
1953	L, 2-6	Auburn, Ala.	5/1
1954	W, 8-4	Gainesville, Fla.	4/24
1954	W, 2-1	Gainesville, Fla.	4/24
1954	L, 1-2	Auburn, Ala.	4/30
1954	W, 5-2	Auburn, Ala.	5/1
1955	L, 3-11	Auburn, Ala.	4/22
1955	W, 17-7	Auburn, Ala.	4/23
1955	L, 8-9	Gainesville, Fla.	4/29
1955	L, 2-8	Gainesville, Fla.	4/30
1955	W, 11-0	Auburn, Ala.	4/13
1956	L, 0-4	Auburn, Ala.	4/14
1956	L, 0-3	Gainesville, Fla.	5/4
1956	W, 5-1	Gainesville, Fla.	5/5
1957	L, 0-1	Gainesville, Fla.	4/12

1957	W, 8-6	Gainesville, Fla.	4/13



RESULTS VS. OPPONENTS

Table with columns: Year, Result, Location, Date. Rows include games from 1997 to 2015 against various opponents like Gainesville, Hoover, and Tallahassee.

FLORIDA A&M (AU leads, 3-0)

Table with columns: Year, Result, Location, Date. Rows for Florida A&M games from 2012 to 2016.

FAU (AU leads, 3-1)

Table with columns: Year, Result, Location, Date. Rows for FAU games from 1998 to 2010.

FIU (AU leads, 4-2)

Table with columns: Year, Result, Location, Date. Rows for FIU games from 1983 to 1984.

FLA. SOUTHERN (AU leads, 2-0)

Table with columns: Year, Result, Location, Date. Rows for Florida Southern games from 1950 to 1956.

FLORIDA ST. (AU trails, 73-44)

Table with columns: Year, Result, Location, Date. Rows for Florida State games from 1904 to 1960.

Table with columns: Year, Result, Location, Date. Rows for various opponents from 1960 to 2009.

Table with columns: Year, Result, Location, Date. Rows for various opponents from 1960 to 2009.

Table with columns: Year, Result, Location, Date. Rows for various opponents from 2009 to 1913.

Table with columns: Year, Result, Location, Date. Rows for various opponents from 2009 to 1913.





RESULTS VS. OPPONENTS

1941	L, 3-8	Athens, Ga.	4/12	1970	L, 4-5 (10)	Athens, Ga.	4/18	2010	W, 20-3	Athens, Ga.	3/19	1912	L, 2-3	Atlanta, Ga.	5/2
1941	W, 3-2	Auburn, Ala.	4/18	1970	W, 4-3 (13)	Auburn, Ala.	5/8	2010	W, 4-3	Athens, Ga.	3/20	1912	W, 7-5	Atlanta, Ga.	5/3
1941	W, 10-9	Auburn, Ala.	4/19	1970	W, 4-3 (11)	Auburn, Ala.	5/9	2010	W, 19-3	Athens, Ga.	3/21	1912	L, 3-5	Atlanta, Ga.	5/4
1942	L, 4-8	Athens, Ga.	4/3	1971	W, 13-7	Auburn, Ala.	4/17	2011	W, 4-3 (11)	Auburn, Ala.	5/6	1913	W, 3-2	Auburn, Ala.	4/18
1942	W, 8-3	Athens, Ga.	4/4	1971	W, 8-7	Auburn, Ala.	4/19	2011	W, 30-0	Auburn, Ala.	5/7	1913	L, 4-10	Auburn, Ala.	4/19
1942	L, 13-17	Auburn, Ala.	4/17	1971	L, 6-8	Auburn, Ala.	5/7	2011	L, 11-13	Auburn, Ala.	5/8	1913	W, 4-3	Auburn, Ala.	4/19
1942	L, 3-7	Auburn, Ala.	4/18	1971	L, 2-4	Auburn, Ala.	5/8	2011	L, 2-4	Hoover, Ala.	5/26	1914	W, 9-4	Atlanta, Ga.	3/27
1943	W, 14-3	Athens, Ga.	4/16	1972	L, 6-7	Athens, Ga.	4/14	2012	L, 2-5	Athens, Ga.	5/4	1914	L, 5-10	Atlanta, Ga.	3/28
1943	L, 5-6	Athens, Ga.	4/17	1972	W, 10-6	Athens, Ga.	4/15	2012	L, 5-6 (11)	Athens, Ga.	5/5	1915	T, 6-6	Auburn, Ala.	4/16
1943	W, 6-4	Auburn, Ala.	4/23	1972	L, 0-2	Auburn, Ala.	5/5	2012	L, 3-9	Athens, Ga.	5/6	1915	L, 2-12	Auburn, Ala.	4/17
1943	W, 5-4	Auburn, Ala.	4/24	1972	W, 2-1	Auburn, Ala.	5/6	2012	W, 4-2	Hoover, Ala.	5/23	1915	L, 1-7	Auburn, Ala.	4/17
1946	L	Athens, Ga.	4/26	1973	L, 6-8	Auburn, Ala.	4/13	2013	W, 3-3	Auburn, Ala.	4/12	1916	L, 4-6	Atlanta, Ga.	4/14
1946	L, 5-6	Athens, Ga.	4/27	1973	L, 9-12	Auburn, Ala.	4/14	2013	W, 8-4	Auburn, Ala.	4/13	1916	W, 10-9	Atlanta, Ga.	4/15
1946	W, 5-2	Auburn, Ala.	5/27	1973	L, 2-4	Athens, Ga.	5/4	2013	L, 1-7	Auburn, Ala.	4/13	1916	W, 3-0	Atlanta, Ga.	4/15
1946	W, 4-3	Auburn, Ala.	5/28	1973	L, 5-6	Athens, Ga.	5/5	2015	W, 4-2	Auburn, Ala.	4/23	1917	W, 5-4	Auburn, Ala.	4/14
1947	W, 11-7	Athens, Ga.	5/6	1974	W, 5-1	Athens, Ga.	4/12	2015	W, 5-1	Auburn, Ala.	4/24	1917	W, 4-1	Auburn, Ala.	4/14
1947	L, 9-10	Athens, Ga.	5/7	1974	W, 4-2	Athens, Ga.	4/13	2015	W, 4-1	Auburn, Ala.	4/25	1918	L, 4-8	Atlanta, Ga.	4/12
1947	W, 3-0	Auburn, Ala.	5/22	1974	W, 3-2	Auburn, Ala.	5/3					1918	W, 10-4	Atlanta, Ga.	4/13
1947	W	Auburn, Ala.	5/23	1974	L, 5-7	Auburn, Ala.	5/4					1918	L, 3-8	Auburn, Ala.	4/19
1948	L, 2-10	Auburn, Ala.	4/10	1975	W, 8-2	Auburn, Ala.	4/11					1918	W, 3-0	Auburn, Ala.	4/20
1948	W, 6-1	Athens, Ga.	5/7	1975	L, 1-2	Auburn, Ala.	4/12					1919	L, 1-2 (10)	Atlanta, Ga.	4/11
1948	W, 5-4	Athens, Ga.	5/8	1975	L, 4-11	Athens, Ga.	5/2					1919	L, 2-4	Atlanta, Ga.	4/12
1949	W, 5-4	Auburn, Ala.	4/8	1976	W, 11-3	Athens, Ga.	4/2					1920	L, 2-6	Auburn, Ala.	4/16
1949	L, 2-4	Auburn, Ala.	4/9	1976	L, 2-3	Athens, Ga.	4/3					1920	W, 5-4	Auburn, Ala.	4/17
1949	L, 0-15	Athens, Ga.	4/19	1977	W, 11-2	Auburn, Ala.	4/13					1921	L, 3-8	Atlanta, Ga.	4/15
1949	W, 8-4	Athens, Ga.	4/20	1978	W, 8-7	Gainesville, Fla.	5/12					1921	PPD	Atlanta, Ga.	4/16
1950	L, 5-8	Auburn, Ala.	4/7	1982	W, 10-7	Auburn, Ala.	3/23					1922	PPD	Atlanta, Ga.	3/31
1950	L, 3-5	Auburn, Ala.	4/8	1983	L, 0-5	Auburn, Ala.	3/2					1922	W, 7-6	Atlanta, Ga.	4/1
1950	L, 1-11	Athens, Ga.	4/21	1983	W, 11-7	Auburn, Ala.	3/2					1922	W, 8-5	Auburn, Ala.	4/14
1950	W, 10-7	Athens, Ga.	4/22	1983	W, 11-5	Athens, Ga.	4/19					1922	L, 4-5	Atlanta, Ala.	4/15
1951	L, 4-8	Auburn, Ala.	4/23	1983	W, 13-9	Athens, Ga.	4/20					1923	T, 2-2 (10)	Montgomery, Ala.	4/14
1951	W, 15-5	Auburn, Ala.	4/24	1984	W, 5-3	Auburn, Ala.	4/10					1923	W, 7-3	Atlanta, Ga.	4/15
1952	W, 6-1	Auburn, Ala.	5/13	1984	L, 6-10	Auburn, Ala.	4/11					1923	T, 2-2 (5, Rain)	Auburn, Ala.	4/21
1952	L, 4-10	Auburn, Ala.	5/14	1985	W, 23-11	Athens, Ga.	5/5					1923	T, 1-1 (7, Rain)	Montgomery, Ala.	4/22
1953	L, 2-3	Auburn, Ala.	4/10	1985	L, 13-15	Athens, Ga.	4/3					1924	L, 5-17	Auburn, Ala.	4/3
1953	L, 3-8	Auburn, Ala.	4/11	1986	L, 1-5 (7)	Athens, Ga.	3/8					1924	L, 0-2	Auburn, Ala.	4/4
1953	L, 5-6	Auburn, Ala.	5/4	1986	L, 4-5 (8)	Athens, Ga.	3/8					1924	L, 6-7	Atlanta, Ga.	5/14
1953	W, 7-5	Auburn, Ala.	5/5	1986	L, 5-8	Athens, Ga.	3/9					1924	L, 0-2	Atlanta, Ga.	5/15
1954	W, 4-3	Auburn, Ala.	3/26	1986	L, 7-11	Baton Rouge, La.	5/10					1925	L, 2-25	Atlanta, Ga.	4/24
1954	W, 4-3	Athens, Ga.	4/16	1987	L, 2-3 (7)	Auburn, Ala.	3/14					1925	L, 8-10	Atlanta, Ga.	4/25
1954	W, 7-5	Athens, Ga.	4/17	1987	L, 5-10 (7)	Auburn, Ala.	3/14					1926	L, 0-5	Atlanta, Ga.	4/9
1955	L, 8-10	Auburn, Ala.	4/11	1987	L, 1-7	Auburn, Ala.	3/15					1926	L, 7-13	Atlanta, Ga.	4/10
1955	L, 4-5	Auburn, Ala.	4/12	1988	W, 8-3 (7)	Athens, Ga.	3/19					1927	W, 10-2	Atlanta, Ga.	4/8
1955	L, 8-14	Athens, Ga.	4/25	1988	W, 7-4 (7)	Athens, Ga.	3/19					1927	W, 7-5	Atlanta, Ga.	4/9
1955	L, 6-16	Athens, Ga.	4/26	1988	W, 18-5	Athens, Ga.	3/20					1928	W, 15-4	Auburn, Ala.	4/16
1956	L, 3-8	Athens, Ga.	3/23	1989	L, 6-8	Auburn, Ala.	3/18					1928	L, 2-11	Auburn, Ala.	4/17
1956	W, 3-1	Athens, Ga.	3/24	1989	W, 3-0 (7)	Auburn, Ala.	3/18					1928	L, 5-7	Atlanta, Ga.	4/21
1956	L, 1-2	Athens, Ga.	3/24	1989	L, 2-5	Auburn, Ala.	3/19					1929	W, 23-3	Auburn, Ala.	4/3
1957	W, 7-3	Auburn, Ala.	3/23	1989	L, 8-9	Gainesville, Fla.	5/12					1929	W, 16-8	Auburn, Ala.	4/4
1957	W, 11-0	Auburn, Ala.	3/23	1989	W, 2-1	Gainesville, Fla.	5/14					1929	L, 8-12	Atlanta, Ga.	4/19
1958	W, 5-1	Athens, Ga.	3/28	1990	L, 2-14	Athens, Ga.	3/24					1929	L, 3-8	Atlanta, Ga.	4/20
1958	W, 5-3	Athens, Ga.	3/29	1990	L, 0-7 (7)	Athens, Ga.	3/24					1930	W, 7-4	Auburn, Ala.	4/16
1958	L, 7-14	Auburn, Ala.	5/2	1990	L, 10-11	Athens, Ga.	3/25					1930	L, 2-6	Auburn, Ala.	4/17
1958	W, 4-1	Auburn, Ala.	5/3	1991	W, 10-9	Auburn, Ala.	3/23					1931	W, 13-8	Atlanta, Ga.	4/24
1959	L, 3-9	Auburn, Ala.	3/27	1991	W, 3-2 (7)	Auburn, Ala.	3/23					1931	L, 7-11	Atlanta, Ga.	4/25
1959	W, 8-5	Auburn, Ala.	3/28	1991	W, 6-5	Auburn, Ala.	3/24					1931	W, 11-5	Auburn, Ala.	5/11
1959	W, 13-3	Auburn, Ala.	5/1	1994	W, 23-1	Auburn, Ala.	3/25					1931	W, 13-0	Auburn, Ala.	5/12
1959	W, 7-1	Auburn, Ala.	5/2	1994	W, 9-5	Auburn, Ala.	3/26					1932	T, 6-6	Atlanta, Ga.	4/15
1960	W, 8-5	Athens, Ga.	4/15	1994	L, 12-13	Auburn, Ala.	3/27					1932	W, 12-10	Atlanta, Ga.	4/16
1960	W, 15-4	Athens, Ga.	4/16	1995	W, 5-4	Athens, Ga.	3/24					1932	L, 4-5	Atlanta, Ga.	4/16
1960	W, 7-3	Auburn, Ala.	5/9	1995	W, 9-4	Athens, Ga.	3/25					1932	W, 8-7 (10)	Auburn, Ala.	4/29
1960	W, 7-6 (11)	Auburn, Ala.	5/10	1995	W, 2-0	Athens, Ga.	3/26					1932	L, 4-5	Auburn, Ala.	4/30
1961	W, 6-4	Auburn, Ala.	4/14	1996	W, 3-2	Athens, Ga.	3/22					1933	L, 3-4	Atlanta, Ga.	4/7
1961	L, 0-2 (5)	Auburn, Ala.	4/15	1996	L, 4-7	Athens, Ga.	3/23					1933	W, 11-7	Atlanta, Ga.	4/8
1961	W, 2-1	Athens, Ga.	5/5	1996	L, 10-12	Athens, Ga.	3/24					1933	W, 4-3 (10)	Auburn, Ala.	4/28
1961	L, 4-9	Athens, Ga.	5/6	1997	W, 14-1	Auburn, Ala.	3/21					1933	W, 9-5	Auburn, Ala.	4/29
1962	L, 4-6	Athens, Ga.	4/13	1997	W, 9-2	Auburn, Ala.	3/22					1934	L, 4-10	Atlanta, Ga.	4/6
1962	W, 2-1	Athens, Ga.	4/14	1997	W, 13-6	Auburn, Ala.	3/23					1934	W, 7-4	Atlanta, Ga.	4/7
1962	W, 5-3	Auburn, Ala.	5/4	1998	W, 7-5	Athens, Ga.	3/20					1934	W, 1-0	Auburn, Ala.	4/28
1962	W, 12-6	Auburn, Ala.	5/5	1998	W, 9-4	Athens, Ga.	3/21					1935	L, 3-6	Auburn, Ala.	4/22
1963	W, 11-0	Auburn, Ala.	3/22	1998	W, 19-5	Athens, Ga.	3/22					1935	L, 3-4	Auburn, Ala.	4/23
1963	W, 5-4	Auburn, Ala.	3/23	1999	W, 8-2	Auburn, Ala.	5/14					1937	W, 3-2	Atlanta, Ga.	4/7
1963	L, 4-6	Auburn, Ala.	5/1	1999	W, 11-8	Auburn, Ala.	5/15					1937	W, 6-5	Auburn, Ala.	5/1
1963	W, 5-3	Auburn, Ala.	5/1	1999	W, 13-2	Auburn, Ala.	5/16					1937	L, 2-3	Auburn, Ala.	5/1
1964	L, 5-6	Auburn, Ala.	3/27	2000	W, 18-6	Auburn, Ala.	3/24					1938	L, 6-9	Auburn, Ala.	4/29
1964	W, 3-2	Auburn, Ala.	3/28	2000	W, 9-4	Auburn, Ala.	3/25					1938	W, 9-2	Auburn, Ala.	4/30
1964	W, 6-1	Auburn, Ala.	4/17	2000	W, 9-8	Auburn, Ala.	3/26					1938	L, 2-6	Atlanta, Ga.	5/11
1964	W, 5-4	Auburn, Ala.	4/18	2001	L, 6-9	Athens, Ga.	3/23					1938	L,		



RESULTS VS. OPPONENTS

Table of game results from 1949 to 2005, listing date, location, and score.

Summary table for 2005 season: 2005 L 2-3 Auburn, Ala. 4/5; 2015 W 7-1 Auburn, Ala. 2/24; 2015 L 1-4 Atlanta, Ga. 3/24; 2016 L 1-4 Auburn, Ala. 3/8; 2016 W 14-3 Atlanta, Ga. 3/15

GOODYEAR (AU trails, 1-3-1) table with columns Year, Result, Location, Date.

GUNTER FIELD (AU trails 1-2) table with columns Year, Result, Location, Date.

HAMILTON, ONTARIO (AU leads, 1-0) table with columns Year, Result, Location, Date.

HIRAM (AU leads, 1-0) table with columns Year, Result, Location, Date.

HOFSTRA (AU leads, 12-0) table with columns Year, Result, Location, Date.

HOUSTON (AU leads, 2-1) table with columns Year, Result, Location, Date.

HUNTINGDON (AU leads, 16-5) table with columns Year, Result, Location, Date.

ILLINOIS (Series tied, 2-2) table with columns Year, Result, Location, Date.

ILLINOIS ST. (AU trails, 3-2) table with columns Year, Result, Location, Date.

INDIANA (AU leads, 4-1) table with columns Year, Result, Location, Date.

IU-SOUTHEAST (AU leads, 1-0) table with columns Year, Result, Location, Date.

INDIANA ST. (AU leads, 5-0) table with columns Year, Result, Location, Date.

JACKSON ST. (Series tied, 1-1) table with columns Year, Result, Location, Date.

JACKSONVILLE (AU leads, 11-8) table with columns Year, Result, Location, Date.

JAX STATE (AU leads, 20-16) table with columns Year, Result, Location, Date.

Summary table for 2015 season: 2015 W 6-0 Auburn, Ala. 4/29; 2016 L 5-6 Kennesaw, Ga. 4/12; 2016 L 3-7 Auburn, Ala. 5/11

KENTUCKY (AU leads, 78-43) table with columns Year, Result, Location, Date.





RESULTS VS. OPPONENTS

2004	W, 3-2 (10)	Auburn, Ala.	3/21
2005	W, 8-4	Lexington, Ky.	4/15
2005	L, 2-6	Lexington, Ky.	4/16
2005	W, 4-3	Lexington, Ky.	4/17
2006	L, 7-8	Auburn, Ala.	3/31
2006	W, 5-1	Auburn, Ala.	4/1
2006	W, 12-6	Auburn, Ala.	4/2
2007	W, 18-7	Lexington, Ky.	5/17
2007	W, 13-6	Lexington, Ky.	5/18
2007	L, 7-8	Lexington, Ky.	5/19
2008	W, 2-0	Auburn, Ala.	3/21
2008	W, 7-5	Auburn, Ala.	3/22
2008	L, 8-9	Auburn, Ala.	3/23
2009	L, 5-6 (10)	Lexington, Ky.	5/9
2009	L, 2-8	Lexington, Ky.	5/9
2009	W, 7-5	Lexington, Ky.	5/10
2010	W, 13-6	Auburn, Ala.	4/23
2010	L, 7-8	Auburn, Ala.	4/24
2010	W, 6-5	Auburn, Ala.	4/25
2011	W, 12-9	Lexington, Ky.	4/8
2011	W, 15-8	Lexington, Ky.	4/9
2011	W, 8-2	Lexington, Ky.	4/10
2014	L, 3-6	Lexington, Ky.	5/9
2014	W, 8-1	Lexington, Ky.	5/10
2014	L, 5-6 (10)	Lexington, Ky.	5/11
2015	W, 6-3	Hoover, Ala.	5/19
2016	W, 5-2	Auburn, Ala.	4/29
2016	W, 10-6	Auburn, Ala.	4/30
2016	L, 6-9	Auburn, Ala.	5/1

LAGRANGE (AU leads, 6-0)

Year	Result	Location	Date
1987	W, 12-4	Auburn, Ala.	3/29
1988	W, 8-6	Auburn, Ala.	4/6
1988	W, 15-0	Auburn, Ala.	4/20
1989	W, 8-1	Auburn, Ala.	4/20
1990	W, 20-6	Auburn, Ala.	4/3
1991	W, 14-0 (7)	Auburn, Ala.	4/30

LANETT (AU leads, 8-2-1)

Year	Result	Location	Date
1932	W, 6-5	Lanett, Ala.	4/1
1933	W, 8-3	Lanett, Ala.	4/1
1933	W, 7-2	Auburn, Ala.	4/18
1934	W, 5-0	Auburn, Ala.	3/23
1934	W, 4-1	Lanett, Ala.	3/24
1938	L, 5-8	Auburn, Ala.	4/2
1939	W, 6-2	Lanett, Ala.	4/7
1939	W, 5-1	Lanett, Ala.	5/15
1940	T	Lanett, Ala.	4/16
1940	W, 19-12	Lanett, Ala.	5/9
1951	L, 5-14	Lanett, Ala.	4/21

LIBERTY (AU leads, 2-0)

Year	Result	Location	Date
1998	W, 3-2	Tallahassee, Fla.	5/22
2000	W, 6-5 (10)	Auburn, Ala.	3/14

LINCOLN MEM. (AU leads, 4-1)

Year	Result	Location	Date
1990	W, 2-1 (7)	Auburn, Ala.	3/28
1990	W, 7-0 (7)	Auburn, Ala.	3/28
1991	W, 14-9	Auburn, Ala.	3/26
1991	W, 10-1	Auburn, Ala.	3/27
1992	L, 1-2	Auburn, Ala.	4/1

LIPSCOMB (Series tied, 1-1)

Year	Result	Location	Date
2007	L, 3-4 (12)	Auburn, Ala.	2/14
2009	W, 17-4	Auburn, Ala.	2/24

LA. COLLEGE (AU leads, 2-0)

Year	Result	Location	Date
1992	W, 9-8	Auburn, Ala.	4/14
1992	W, 10-0	Auburn, Ala.	4/15

ULM (AU leads, 2-0)

Year	Result	Location	Date
1964	W, 11-3		3/23
1964	W, 8-2		3/24

LSU (AU trails, 100-71)

Year	Result	Location	Date
1907	W, 4-0	Baton Rouge, La.	3/28
1907	W, 5-3	Baton Rouge, La.	3/29
1907	L, 3-4	Baton Rouge, La.	3/30
1917	CNCLD	Auburn, Ala.	4/20
1917	CNCLD	Auburn, Ala.	4/21
1936	L, 4-6	Auburn, Ala.	4/13
1936	L, 4-16	Auburn, Ala.	4/14
1951	L, 2-5	Baton Rouge, La.	4/6

1951	L, 0-3	Baton Rouge, La.	4/7
1952	W, 5-4	Auburn, Ala.	3/28
1952	W, 7-6	Auburn, Ala.	3/29
1953	W, 6-5	Baton Rouge, La.	3/23
1953	L, 7-11	Baton Rouge, La.	3/24
1961	L, 3-4	Auburn, Ala.	5/10
1961	L, 5-6 (11)	Baton Rouge, La.	5/12
1976	L, 3-4	Baton Rouge, La.	4/9
1976	W, 5-2	Baton Rouge, La.	4/9
1976	L, 1-3	Baton Rouge, La.	4/10
1976	L, 0-2	Auburn, Ala.	4/30
1976	W, 5-1	Auburn, Ala.	5/1
1977	W, 2-0	Auburn, Ala.	3/25
1977	W, 10-2	Auburn, Ala.	3/26
1977	W, 4-2	Auburn, Ala.	3/26
1977	L, 0-1 (10)	Baton Rouge, La.	4/30
1977	W, 3-0	Baton Rouge, La.	4/30
1978	L, 0-1	Baton Rouge, La.	3/25
1978	W, 3-0	Baton Rouge, La.	3/25
1978	L, 0-1	Baton Rouge, La.	3/26
1978	W, 8-5	Auburn, Ala.	4/29
1978	W, 5-4	Auburn, Ala.	4/29
1978	W, 14-1	Auburn, Ala.	4/30
1979	L, 4-7 (7)	Baton Rouge, La.	3/24
1979	L, 1-7 (7)	Baton Rouge, La.	3/24
1979	L, 2-3	Baton Rouge, La.	3/25
1979	W, 8-4 (7)	Auburn, Ala.	4/28
1979	W, 9-4 (7)	Auburn, Ala.	4/28
1979	L, 2-6	Auburn, Ala.	4/29
1980	L, 2-8 (7)	Baton Rouge, La.	3/18
1980	L, 5-10 (7)	Baton Rouge, La.	3/18
1980	W, 7-2 (7)	Auburn, Ala.	4/19
1980	W, 3-2 (7)	Auburn, Ala.	4/19
1980	W, 5-0	Auburn, Ala.	4/20
1981	W, 4-3 (7)	Baton Rouge, La.	3/22
1981	L, 1-2 (7)	Baton Rouge, La.	3/22
1981	W, 4-3 (7)	Auburn, Ala.	4/25
1981	L, 2-3 (9)	Auburn, Ala.	4/25
1981	W, 12-4	Auburn, Ala.	4/26
1982	L, 2-4 (7)	Baton Rouge, La.	3/7
1982	L, 0-11 (7)	Baton Rouge, La.	3/7
1982	W, 12-6	Auburn, Ala.	4/10
1982	W, 13-12	Auburn, Ala.	4/11
1982	W, 9-1 (7)	Auburn, Ala.	4/11
1983	W, 6-3	Auburn, Ala.	3/27
1983	W, 5-4	Auburn, Ala.	3/27
1983	L, 0-3	Baton Rouge, La.	4/30
1983	W, 7-1	Baton Rouge, La.	4/30
1983	L, 3-9	Baton Rouge, La.	5/1
1984	W, 4-0 (7)	Baton Rouge, La.	3/3
1984	L, 5-9 (7)	Baton Rouge, La.	3/3
1984	L, 6-8	Baton Rouge, La.	3/4
1984	L, 4-11 (7)	Auburn, Ala.	4/7
1984	W, 8-5 (7)	Auburn, Ala.	4/7
1984	L, 4-6	Auburn, Ala.	4/8
1985	L, 2-5 (7)	Baton Rouge, La.	3/30
1985	L, 0-7 (7)	Baton Rouge, La.	3/31
1985	L, 4-6	Baton Rouge, La.	3/31
1985	L, 0-5	Auburn, Ala.	5/4
1985	W, 5-4	Auburn, Ala.	5/4
1985	L, 3-4	Auburn, Ala.	5/5
1986	L, 1-7 (7)	Baton Rouge, La.	5/3
1986	L, 3-12 (7)	Baton Rouge, La.	5/3
1986	L, 3-4	Baton Rouge, La.	5/4
1987	L, 0-4 (7)	Auburn, Ala.	5/9
1987	L, 1-6 (7)	Auburn, Ala.	5/9
1987	W, 6-1	Auburn, Ala.	5/10
1987	W, 9-8	Athens, Ga.	5/14
1987	L, 2-4	Athens, Ga.	5/16
1988	W, 2-1 (7)	Baton Rouge, La.	5/7
1988	W, 8-1	Baton Rouge, La.	5/7
1988	W, 10-8	Baton Rouge, La.	5/8
1989	W, 12-8	Auburn, Ala.	5/6
1989	W, 1-0 (7)	Auburn, Ala.	5/6
1989	L, 1-8	Auburn, Ala.	5/7
1989	W, 8-5	Gainesville, Fla.	5/13
1990	L, 6-12	Baton Rouge, La.	3/31
1990	W, 6-5 (7)	Baton Rouge, La.	3/31
1990	W, 17-7	Baton Rouge, La.	4/1
1991	L, 2-6	Auburn, Ala.	3/30
1991	L, 3-8 (7)	Auburn, Ala.	3/30
1991	L, 8-13	Auburn, Ala.	3/31
1992	L, 1-2	Auburn, Ala.	5/2
1992	W, 4-2 (7)	Auburn, Ala.	5/2
1992	W, 4-3	Auburn, Ala.	5/3
1993	L, 2-21	Baton Rouge, La.	5/8
1993	W, 9-8 (8)	Baton Rouge, La.	5/8
1993	W, 9-2	Baton Rouge, La.	5/9
1993	L, 5-16	Baton Rouge, La.	5/22
1994	W, 3-1	New Orleans, La.	2/18
1994	L, 6-13 (10)	Auburn, Ala.	5/6
1994	L, 3-4	Auburn, Ala.	5/7
1994	L, 3-4	Auburn, Ala.	5/8
1994	L, 2-3	Oxford, Miss.	5/21
1994	L, 4-5	Oxford, Miss.	5/22
1995	W, 19-7	Baton Rouge, La.	5/5
1995	L, 6-11	Baton Rouge, La.	5/6
1995	W, 12-11	Baton Rouge, La.	5/7
1995	L, 5-7	Starkville, Miss.	5/20

1996	L, 2-14	Auburn, Ala.	5/3
1996	L, 0-6	Auburn, Ala.	5/4
1996	W, 7-3	Auburn, Ala.	5/5
1997	L, 1-7	Baton Rouge, La.	4/25
1997	L, 0-8	Baton Rouge, La.	4/26
1997	L, 2-5	Columbus, Ga.	5/15
1998	L, 8-11 (12)	Auburn, Ala.	3/13
1998	W, 14-7	Auburn, Ala.	3/14
1998	W, 15-8	Auburn, Ala.	3/15
1999	L, 5-9	Baton Rouge, La.	4/30
1999	L, 5-8	Baton Rouge, La.	5/1
1999	L, 2-11	Baton Rouge, La.	5/2
1999	W, 6-2	Hoover, Ala.	5/19
2000	L, 11-18	Auburn, Ala.	3/31
2000	W, 7-1	Auburn, Ala.	4/1
2000	L, 10-12	Auburn, Ala.	4/2
2001	L, 5-20	Baton Rouge, La.	5/11
2001	W, 7-5	Baton Rouge, La.	5/12
2001	W, 9-7	Baton Rouge, La.	5/13
2002	L, 4-9	Auburn, Ala.	4/5
2002	W, 11-3	Auburn, Ala.	4/6
2002	L, 5-9	Auburn, Ala.	4/7
2002	L, 1-2	Hoover, Ala.	5/22
2003	L, 5-6	Baton Rouge, La.	5/9
2003	L, 6-8	Baton Rouge, La.	5/10
2003	W, 14-8	Baton Rouge, La.	5/11
2004	W, 7-6 (10)	Auburn, Ala.	4/2
2004	L, 3-5	Auburn, Ala.	4/3
2004	L, 2-3	Auburn, Ala.	4/4
2005	W, 6-4	Baton Rouge, La.	3/25
2005	L, 3-6	Baton Rouge, La.	3/26
2005	W, 7-5	Baton Rouge, La.	3/27
2006	L, 3-4	Auburn, Ala.	5/5
2006	L, 3-5	Auburn, Ala.	5/6
2006	L, 2-8	Auburn, Ala.	5/7
2007	W, 6-1	Baton Rouge, La.	4/6
2007	W, 7-0	Baton Rouge, La.	4/7
2007	L, 1-10	Baton Rouge, La.	4/8
2008	L, 4-6	Auburn, Ala.	5/15
2008	L, 5-15	Auburn, Ala.	5/16
2008	L, 7-11	Auburn, Ala.	5/17
2009	L, 3-7	Baton Rouge, La.	4/24
2009	L, 6-7	Baton Rouge, La.	4/25
2009	L, 6-7	Baton Rouge, La.	4/26
2010	L, 10-14	Auburn, Ala.	4/9
2010	W, 11-7	Auburn, Ala.	11/7
2010	W, 6-5	Auburn, Ala.	6-5
2011	W, 8-7	Baton Rouge, La.	4/15
2011	W, 3-1	Baton Rouge, La.	4/16
2011	L, 2-3	Baton Rouge, La.	4/17
2012	W, 4-3	Auburn, Ala.	3/23
2012	W, 3-2 (10)	Auburn, Ala.	3/24
2012	L, 3-4	Auburn, Ala.	3/25
2013	L, 4-9	Baton Rouge, La.	3/22
2013	L, 1-5	Baton Rouge, La.	3/23
2013	L, 2-8	Baton Rouge, La.	3/24
2014	L, 0-10	Auburn, Ala.	5/15
2014	L, 3-11	Auburn, Ala.	5/16
2014	L, 1-8	Auburn, Ala.	5/17
2015	L, 2-3	Baton Rouge, La.	4/10
2015	W, 6-1	Baton Rouge, La.	4/11
2015	L, 2-6	Baton Rouge, La.	4/12
2015	L, 9-10	Hoover, Ala.	5/20
2016	W, 8-5	Auburn, Ala.	4/2
2016	L, 6-8	Auburn, Ala.	4/7
2016	L, 5-10	Auburn, Ala.	4/3

LOUISVILLE (AU leads, 3-0)

Year	Result	Location	Date
1975	W, 5-0	Auburn, Ala.	3/20
1995	W, 6-3	Auburn, Ala.	2/18
1995	W, 9-2	Auburn, Ala.	2/19

LOYOLA (N.O.) (AU leads, 5-1)

Year	Result	Location	Date
1926	W, 6-5	New Orleans, La.	3/31
1926	W, 13-2	New Orleans, La.	4/1
1970	W, 9-7	New Orleans, La.	3/23
1970	W, 3-0	New Orleans, La.	3/24
1970	W, 8-6	Auburn, Ala.	4/14
1970	L, 9-10	Auburn, Ala.	4/15

MAINE (AU leads, 4-1)

Year	Result	Location	Date
1976	L, 8-9	Omaha, Neb.	6/12
2013	W, 3-2	Auburn, Ala.	2/15
2013	W, 12-3	Auburn, Ala.	2/16
2013	W, 4-3	Auburn, Ala.	2/16
2013	W, 8-4	Auburn, Ala.	2/17

MARIETTA COLL. (AU leads, 1-0)

Year	Result
------	--------



RESULTS VS. OPPONENTS

Table of game results for Auburn vs. various opponents from 1918 to 2006, including scores and dates.

Table of game results for Auburn vs. Macon, Ga. from 2007 to 2015, including scores and dates.

MERCER-ATLANTA (AU trails, 1-0)

MIAMI [FLA.] (AU leads, 7-1)

Table of game results for Auburn vs. Miami [FLA.] from 1946 to 1994, including scores and dates.

MIAMI [OHIO] (AU leads, 5-2)

Table of game results for Auburn vs. Miami [OHIO] from 1971 to 2010, including scores and dates.

MICHIGAN (AU leads, 4-3-1)

Table of game results for Auburn vs. Michigan from 1920 to 1993, including scores and dates.

MICHIGAN ST. (AU leads, 4-3)

Table of game results for Auburn vs. Michigan St. from 1941 to 2016, including scores and dates.

MIDDLE TENN. (AU leads, 15-4)

Table of game results for Auburn vs. Middle Tenn. from 1973 to 2013, including scores and dates.

MIGNON MILLS (AU leads, 1-0)

Table of game results for Auburn vs. Mignon Mills from 1948 to 1948, including scores and dates.

MINNESOTA (AU leads, 2-0)

Table of game results for Auburn vs. Minnesota from 1999 to 2001, including scores and dates.

MISS. COLLEGE (AU leads, 2-0)

Table of game results for Auburn vs. Miss. College from 1937 to 1937, including scores and dates.

MISS STATE (AU leads, 108-85-1)

Large table of game results for Auburn vs. Mississippi State from 1908 to 1987, including scores and dates.

Large table of game results for Auburn vs. various opponents from 1987 to 2016, including scores and dates.





RESULTS VS. OPPONENTS

MISS. VALLEY ST. (AU leads, 1-0)

Year	Result	Location	Date
2008	W, 10-2	Auburn, Ala.	4/9

MISSOURI (AU trails, 10-4)

Year	Result	Location	Date
1996	L, 4-5	Mobile, Ala.	2/24
2010	L, 7-11	Auburn, Ala.	2/27
2012	W, 5-2	Auburn, Ala.	2/17
2012	L, 4-6	Auburn, Ala.	2/19
2012	L, 3-4 (7)	Auburn, Ala.	2/19
2013	W, 3-1	Columbia, Mo.	4/26
2013	L, 1-3 (7)	Columbia, Mo.	4/28
2013	L, 1-4 (7)	Columbia, Mo.	4/28
2014	L, 3-4	Auburn, Ala.	3/27
2014	L, 2-4	Auburn, Ala.	3/28
2014	W, 7-3	Auburn, Ala.	3/29
2016	W, 11-9	Columbia, Mo.	4/7
2016	L, 0-2	Columbia, Mo.	4/8
2016	L, 3-4	Columbia, Mo.	4/9

MONTEVALLO (AU leads, 12-0)

Year	Result	Location	Date
1978	W, 4-3 (11)	Auburn, Ala.	4/6
1979	W, 5-1	Auburn, Ala.	4/11
1980	W, 20-8	Auburn, Ala.	4/17
1981	W, 4-3 (11)	Auburn, Ala.	4/27
1981	W, 12-7	Montevallo, Ala.	4/30
1982	W, 3-1	Montevallo, Ala.	4/22
1982	W, 8-3	Auburn, Ala.	5/10
1983	W, 7-0	Auburn, Ala.	4/11
1983	W, 7-0	Montevallo, Ala.	4/28
1986	W, 11-0	Auburn, Ala.	4/10
1987	W, 10-2	Auburn, Ala.	4/1
1988	W, 14-2	Auburn, Ala.	3/1

MONTGOMERY (AU trails, 1-4)

Year	Result	Location	Date
1900	W, 17-5	Auburn, Ala.	4/14
1949	L, 0-8	Montgomery, Ala.	3/31
1951	L, 2-8	Montgomery, Ala.	4/14
1952	L, 7-10		3/26
1952	L, 4-17		4/7

MOREHEAD ST. (AU leads, 7-0)

Year	Result	Location	Date
1990	W, 16-0 (5)	Auburn, Ala.	3/10
1990	W, 5-4 (7)	Auburn, Ala.	3/10
1990	W, 7-3	Auburn, Ala.	3/11
1997	W, 15-5	Auburn, Ala.	2/7
1997	W, 17-2	Auburn, Ala.	2/8
1997	W, 4-2	Auburn, Ala.	2/9
2015	W, 7-3	Auburn, Ala.	5/12

MURRAY ST. (AU leads, 5-0)

Year	Result	Location	Date
1994	W, 10-1 (7)	Auburn, Ala.	3/19
1994	W, 10-1 (7)	Auburn, Ala.	3/19
2002	W, 5-3	Auburn, Ala.	3/1
2002	W, 9-0	Auburn, Ala.	3/2
2002	W, 12-2 (7)	Auburn, Ala.	3/3

NAVY (AU leads, 1-0)

Year	Result	Location	Date
1971	W, 6-1		3/20

NEW ORLEANS (AU leads, 4-3)

Year	Result	Location	Date
1976	W, 5-1	Auburn, Ala.	4/12
1978	L, 0-5	New Orleans, La.	3/23
1978	W, 6-4	New Orleans, La.	3/24
1981	L, 4-9	New Orleans, La.	3/23
1994	L, 1-3	New Orleans, La.	2/19
2000	W, 4-3 (10)	New Orleans, La.	2/19
2010	W, 13-1	Auburn, Ala.	4/14

NYIT (AU leads, 1-0)

Year	Result	Location	Date
2011	W, 6-3	Charleston, S.C.	3/4

NORTH ALABAMA (AU leads, 3-0)

Year	Result	Location	Date
1975	W, 8-4	Auburn, Ala.	3/26
1976	W, 12-0	Auburn, Ala.	3/11
1976	W, 3-1	Auburn, Ala.	3/11

N. CAROLINA (AU leads, 7-1-1)

Year	Result	Location	Date
1923	T, 3-3	Montgomery, Ala.	4/30
1978	L, 2-3	Auburn, Ala.	5/21
2001	W, 11-1	Mobile, Ala.	2/17
2002	W, 6-5	Auburn, Ala.	3/8
2002	W, 7-5	Auburn, Ala.	3/9
2002	W, 11-5	Auburn, Ala.	3/10
2003	W, 8-7	Chapel Hill, N.C.	3/7
2003	W, 7-3	Chapel Hill, N.C.	3/8
2003	W, 13-5	Chapel Hill, N.C.	3/9

UNC-ASHEVILLE (AU leads, 3-0)

Year	Result	Location	Date
1999	W, 7-1	Auburn, Ala.	2/6
1999	W, 19-12	Auburn, Ala.	2/7
1999	W, 7-5	Auburn, Ala.	2/8

CHARLOTTE (AU leads, 5-0)

Year	Result	Location	Date
1998	W, 13-9	Auburn, Ala.	2/20
1998	W, 23-5	Auburn, Ala.	2/21
2000	W, 12-3	Auburn, Ala.	3/4
2000	W, 7-1 (7)	Auburn, Ala.	3/4
2000	W, 16-1	Auburn, Ala.	3/5

UNC-GREENSBORO (AU leads, 8-0)

Year	Result	Location	Date
1995	W, 9-1	Auburn, Ala.	3/6
1995	W, 5-2	Auburn, Ala.	3/7
1996	W, 9-4	Auburn, Ala.	3/4
1996	W, 6-4	Auburn, Ala.	3/5
1996	W, 9-3	Auburn, Ala.	3/6
2007	W, 9-2	Auburn, Ala.	2/16
2007	W, 4-2	Auburn, Ala.	2/17
2007	W, 4-1	Auburn, Ala.	2/18

NC STATE (Series tied, 1-1)

Year	Result	Location	Date
1993	L, 2-13	Stillwater, Okla.	5/30
1999	W, 9-7	Tallahassee, Fla.	5/28

UNC-WILMINGTON (AU leads, 5-0)

Year	Result	Location	Date
1989	W, 4-0	Auburn, Ala.	3/8
1989	W, 12-8	Auburn, Ala.	3/9
1992	W, 10-4	Auburn, Ala.	3/3
1992	W, 2-0	Auburn, Ala.	3/4
1992	W, 4-3	Auburn, Ala.	3/4

NORTH GEORGIA (AU leads, 2-0-1)

Year	Result	Location	Date
1908	W, 6-3	Auburn, Ala.	3/26
1908	W, 15-4	Auburn, Ala.	3/27
1908	T, 6-6	Auburn, Ala.	3/28

N. ILLINOIS (AU trails, 1-0)

Year	Result	Location	Date
1993	L, 3-4	Auburn, Ala.	3/10

NORTHWESTERN (AU leads, 1-0)

Year	Result	Location	Date
1999	W, 6-2	Montgomery, Ala.	3/7

NOTRE DAME (AU leads, 4-0)

Year	Result	Location	Date
1976	W, 10-2	Auburn, Ala.	3/17
1976	W, 9-0	Auburn, Ala.	3/17
1976	W, 8-6	Auburn, Ala.	3/18
1994	W, 8-0	Clemson, S.C.	5/28

OAKLAND (AU leads, 1-0)

Year	Result	Location	Date
2000	W, 8-4	Auburn, Ala.	2/22

OGLETHORPE (AU leads, 37-21-2)

Year	Result	Location	Date
1919	W, 3-2 (10)	Auburn, Ala.	4/18
1919	W, 6-2	Auburn, Ala.	4/19
1920	W, 7-0	Atlanta, Ga.	4/7
1920	W, 3-1	Atlanta, Ga.	4/2
1921	W, 11-3	Auburn, Ala.	4/1
1921	L, 1-3	Auburn, Ala.	4/2
1922	PPD	Atlanta, Ga.	4/28
1922	PPD	Atlanta, Ga.	4/29
1926	L, 8-9	Atlanta, Ga.	5/4

1926	W, 8-2	Auburn, Ala.	5/5
1931	W, 13-8	Atlanta, Ga.	4/10
1931	W, 14-5	Atlanta, Ga.	4/11
1931	L, 3-8	Auburn, Ala.	4/13
1931	W, 12-0	Auburn, Ala.	4/14
1932	W, 6-5 (10)	Auburn, Ala.	5/6
1932	W, 11-5	Auburn, Ala.	5/7
1932	W, 3-1	Atlanta, Ga.	5/13
1932	W, 12-5	Atlanta, Ga.	5/14
1933	W, 7-2	Atlanta, Ga.	5/5
1933	W, 9-5	Atlanta, Ga.	5/6
1933	L, 0-8	Auburn, Ala.	5/12
1933	L, 10-13 (10)	Auburn, Ala.	5/13
1934	L, 2-8	Atlanta, Ga.	5/4
1934	W, 13-6	Atlanta, Ga.	5/5
1934	T, 6-6 (12)	Auburn, Ala.	5/11
1934	L, 3-9	Auburn, Ala.	5/12
1935	L, 1-3	Auburn, Ala.	5/10
1935	L, 5-7	Auburn, Ala.	5/11
1935	L, 3-9	Auburn, Ala.	5/11
1935	W, 2-0	Auburn, Ala.	5/14
1935	L, 5-7 (13)	Auburn, Ala.	5/15
1936	W, 7-6	Auburn, Ala.	4/3
1936	W, 8-4	Auburn, Ala.	4/4
1936	W, 10-4	Atlanta, Ga.	5/8
1936	L, 2-3	Atlanta, Ga.	5/9
1937	W, 11-10	Atlanta, Ga.	5/7
1937	W, 12-10 (10)	Atlanta, Ga.	5/8
1937	L, 4-6	Auburn, Ala.	5/13
1937	W, 4-1	Auburn, Ala.	5/14
1938	L, 2-3	Atlanta, Ga.	5/4
1938	W, 5-3	Auburn, Ala.	5/13
1938	W, 5-4	Auburn, Ala.	5/14
1939	L, 3-5	Atlanta, Ga.	3/31
1939	L, 3-5	Atlanta, Ga.	4/1
1939	W	Auburn, Ala.	5/12
1939	W, 11-4	Auburn, Ala.	5/13
1940	W, 7-0	Atlanta, Ga.	4/10
1940	W, 7-3	Atlanta, Ga.	4/11
1940	L, 4-9	Auburn, Ala.	5/10
1940	W, 12-7	Auburn, Ala.	5/11
1941	L, 2-3	Atlanta, Ga.	4/10
1941	T, 1-1	Atlanta, Ga.	4/10
1941	W, 6-1	Auburn, Ala.	5/9
1941	W, 8-3	Auburn, Ala.	5/10
1942	W, 5-4	Atlanta, Ga.	4/1
1942	L, 5-7	Atlanta, Ga.	4/2
1942	W, 4-1	Atlanta, Ga.	5/8
1942	L, 1-3	Atlanta, Ga.	5/9
1960	W, 6-2	Auburn, Ala.	4/19
1965	W, 11-2		4/14
1969	L, 2-3	Auburn, Ala.	3/28
1969	W, 4-1	Auburn, Ala.	3/29

OHIO (AU leads, 9-1)

Year	Result	Location	Date
1976	W, 6-4	Auburn, Ala.	3/22
1976	W, 7-4	Auburn, Ala.	3/22
1976	W, 2-1	Auburn, Ala.	3/23
1976	W, 6-4	Auburn, Ala.	3/24
1977	W, 10-3	Auburn, Ala.	3/22
1977	W, 9-3	Auburn, Ala.	3/22
1977	W, 5-3	Auburn, Ala.	3/23
1977	L, 7-8	Auburn, Ala.	3/23
1990	W, 8-3 (7)	Auburn, Ala.	3/21
1990	W, 7-4	Auburn, Ala.	3/22

OHIO ST. (Series tied, 4-4)

Year	Result	Location	Date
1924	L, 4-7	Auburn, Ala.	3/19
1924	W, 3-1	Auburn, Ala.	3/20
1967	W, 1-0	Omaha, NE	6/12
1995	W, 9-5	Mobile, Ala.	2/25
1995	W, 8-6	Oklahoma City, Okla.	5/26
2003	L, 2-6	Auburn, Ala.	5/31
2003	L, 7-9	Auburn, Ala.	6/1
2014	L, 0-1	Port Charlotte, Fla.	2/15

OKLAHOMA (AU trails, 4-1)

Year	Result	Location	Date
1992	L, 3-6	Mobile, Ala.	3/7
1994	L, 4-5	Omaha, Neb.	6/4
1995	L, 8-9	Oklahoma City, Okla.	5/27
1995	L, 1-3	Oklahoma City, Okla.	5/28
1998	W, 9-8	Tallahassee, Fla.	5/23

OKLAHOMA ST. (Series tied, 1-1)

Year	Result	Location	Date
1993	L, 10-14	Stillwater, Okla.	5/29
2015	W, 9-2	Auburn, Ala.	2/28

OLD DOMINION (AU leads, 2-0)

Year	Result	Location	Date
1986	W, 7-5	Auburn, Ala.	3/6
1994	W, 11-8 (10)	Clemson, S.C.	5/27

OLE MISS (AU leads, 67-79)

Year	Result	Location	Date
1938	W, 6-5	Oxford, Miss.	4/18
1938	L, 3-5	Oxford, Miss.	4/19
1939	W, 3-2	Auburn, Ala.	4/29
1939	W, 4-1	Auburn, Ala.	4/29
1947	W, 6-1	Oxford, Miss.	4/17
1948	W, 6-0	Auburn, Ala.	3/



RESULTS VS. OPPONENTS

Table listing game results for various opponents including Oxford, Miss., Starkville, Miss., and Opelika, Ala. Columns include Year, Result, Location, and Date.

Table for Opelika (AU leads, 4-1) with columns: Year, Result, Location, Date.

Table for Oral Roberts (AU leads, 2-1) with columns: Year, Result, Location, Date.

Table for Penn (AU leads, 1-0) with columns: Year, Result, Location, Date.

Table for Penn St. (AU leads, 3-0) with columns: Year, Result, Location, Date.

Table for Pepperdine (AU trails, 1-0) with columns: Year, Result, Location, Date.

Table for Phenix City (AU leads, 1-0) with columns: Year, Result, Location, Date.

Table for Presbyterian (AU leads, 3-1) with columns: Year, Result, Location, Date.

Table for Princeton (AU leads, 1-0) with columns: Year, Result, Location, Date.

Table for Purdue (AU leads, 6-3) with columns: Year, Result, Location, Date.

Table for Radford (AU leads, 12-1) with columns: Year, Result, Location, Date.

Table for Rice (AU leads, 1-0) with columns: Year, Result, Location, Date.

Table for Richmond (AU leads, 5-0) with columns: Year, Result, Location, Date.

Table for Rider (AU leads, 4-0) with columns: Year, Result, Location, Date.

Table for Riverview (AU leads, 1-0) with columns: Year, Result, Location, Date.

Table for Rutgers (Series tied, 1-1) with columns: Year, Result, Location, Date.

Table for Sacramento St. (AU trails, 2-1) with columns: Year, Result, Location, Date.

Table for St. Louis (NL) (AU trails, 0-1) with columns: Year, Result, Location, Date.

Table for Samford (AU leads, 71-22-1) with columns: Year, Result, Location, Date.

Table listing game results for Birmingham, Ala. Columns include Year, Result, Location, Date.

Table for Seton Hall (Series tied, 1-1) with columns: Year, Result, Location, Date.

Table for Seawanee (AU trails, 2-4) with columns: Year, Result, Location, Date.

Table for Shawmut Mills (AU leads, 3-0) with columns: Year, Result, Location, Date.

Table for Sienna (AU leads, 2-0) with columns: Year, Result, Location, Date.

Table for Sienna Heights (AU leads, 1-0) with columns: Year, Result, Location, Date.

Table for South Ala. (AU trails, 49-24) with columns: Year, Result, Location, Date.





RESULTS VS. OPPONENTS

2006	W, 3-2	Mobile, Ala.	4/11
2007	W, 20-5	Mobile, Ala.	2/25
2007	W, 5-2	Auburn, Ala.	4/3
2008	L, 3-4	Mobile, Ala.	4/1
2008	L, 1-7	Auburn, Ala.	4/6
2009	L, 2-5	Mobile, Ala.	4/14
2009	W, 12-7	Auburn, Ala.	4/15
2010	W, 6-2	Auburn, Ala.	4/7
2010	L, 9-10 (11)	Mobile, Ala.	5/11
2011	L, 1-7	Auburn, Ala.	4/19
2011	L, 1-8	Mobile, Ala.	5/17
2012	W, 7-0	Auburn, Ala.	3/20
2014	W, 6-1	Auburn, Ala.	4/22
2015	L, 4-7	Mobile, Ala.	2/17
2016	L, 5-8	Auburn, Ala.	4/26

SOUTH CAROLINA (AU trails, 45-23)

Year	Result	Location	Date
1927	W, 11-2	Columbia, S.C.	4/22
1927	L, 4-8	Columbia, S.C.	4/23
1928	W, 6-3	Columbia, S.C.	5/4
1928	W, 9-2	Auburn, Ala.	5/11
1928	W, 12-3	Auburn, Ala.	5/12
1929	W, 4-1	Auburn, Ala.	4/4
1929	W, 3-2 (7)	Auburn, Ala.	4/4
1929	W, 6-0	Auburn, Ala.	4/5
1933	L, 5-6	Columbia, S.C.	4/10
1933	L, 4-5 (7)	Columbia, S.C.	4/10
1933	L, 1-7	Columbia, S.C.	4/11
1936	W, 11-10 (10)	Auburn, Ala.	3/8
1936	L, 9-10	Auburn, Ala.	3/9
1936	W, 15-8	Auburn, Ala.	3/10
1937	L, 3-17	Columbia, S.C.	3/7
1937	W, 10-6	Columbia, S.C.	3/8
1937	W, 21-6	Columbia, S.C.	3/9
1938	L, 2-6	Auburn, Ala.	3/27
1938	L, 6-7	Auburn, Ala.	3/28
1938	L, 6-11 (10)	Auburn, Ala.	3/29
1939	L, 4-5	Columbia, S.C.	4/16
1939	L, 6-11	Columbia, S.C.	4/17
1939	L, 1-2	Columbia, S.C.	4/18
2000	L, 6-12	Auburn, Ala.	3/10
2000	L, 9-10	Auburn, Ala.	3/11
2000	L, 7-8	Auburn, Ala.	3/12
2000	L, 4-11	Hoover, Ala.	5/18
2001	L, 9-10	Columbia, S.C.	4/27
2001	L, 4-7	Columbia, S.C.	4/28
2001	W, 5-3	Columbia, S.C.	4/29
2001	L, 4-5	Hoover, Ala.	5/17
2003	W, 5-1	Hoover, Ala.	5/24
2004	W, 12-9	Auburn, Ala.	5/7
2004	L, 1-3	Auburn, Ala.	5/8
2004	L, 11-12	Auburn, Ala.	5/9
2005	W, 4-1	Columbia, S.C.	4/29
2005	L, 2-3	Columbia, S.C.	4/30
2005	L, 7-8	Columbia, S.C.	5/1
2006	L, 8-12 (12)	Auburn, Ala.	3/7
2006	L, 3-7	Auburn, Ala.	3/18
2006	W, 7-1	Auburn, Ala.	3/19
2007	W, 16-1	Columbia, S.C.	4/13
2007	L, 1-10	Columbia, S.C.	4/14
2007	L, 4-18	Columbia, S.C.	4/15
2008	L, 6-7	Auburn, Ala.	4/11
2008	L, 6-8	Auburn, Ala.	4/12
2008	L, 6-7	Auburn, Ala.	4/13
2009	L, 3-8	Columbia, S.C.	4/17
2009	W, 6-4	Columbia, S.C.	4/18
2009	L, 4-10	Columbia, S.C.	4/19
2010	L, 5-11	Auburn, Ala.	3/26
2010	L, 0-2	Auburn, Ala.	3/27
2010	W, 10-6	Auburn, Ala.	3/28
2010	W, 3-1 (12)	Hoover, Ala.	5/27
2011	L, 1-2	Columbia, S.C.	4/29
2011	L, 2-10	Columbia, S.C.	4/30
2011	L, 3-7	Columbia, S.C.	5/1
2011	L, 3-7	Hoover, Ala.	5/25
2012	L, 5-12	Auburn, Ala.	4/20
2012	L, 3-5	Auburn, Ala.	4/21
2012	L, 7-11	Auburn, Ala.	4/22
2012	L, 3-5	Hoover, Ala.	5/24
2014	W, 4-2	Auburn, Ala.	4/19
2014	L, 2-3	Auburn, Ala.	4/19
2014	L, 3-4	Auburn, Ala.	4/20
2015	L, 1-10	Columbia, S.C.	5/1
2015	W, 6-2	Columbia, S.C.	5/2
2015	W, 3-0	Columbia, S.C.	5/3

SE LOUISIANA (AU leads, 2-0)

Year	Result	Location	Date
1981	W, 15-3	Auburn, Ala.	3/2
1981	W, 12-4	Hammond, La.	3/24

SE MISSOURI (AU leads, 2-1)

Year	Result	Location	Date
2010	L, 8-13	Auburn, Ala.	2/19
2010	W, 9-8 (10)	Auburn, Ala.	2/20
2010	W, 6-1	Auburn, Ala.	2/21

SOUTHERN (AU leads, 2-1)

Year	Result	Location	Date
2016	W, 18-6	Auburn, Ala.	2/26
2016	W, 7-0	Auburn, Ala.	2/27
2016	L, 5-6	Auburn, Ala.	2/28

SOUTHERN (ALA) (AU leads, 7-3)

Year	Result	Location	Date
1900	PPD	Greensboro, Ala.	5/17
1900	PPD	Greensboro, Ala.	5/18
1905	W, 6-3	Greensboro, Ala.	4/6
1905	L, 2-4	Greensboro, Ala.	4/7
1905	W, 5-2	Greensboro, Ala.	4/8
1906	W, 1-0	Auburn, Ala.	5/4
1906	L, 1-3	Auburn, Ala.	5/5
1913	W, 13-0	Auburn, Ala.	4/4
1913	W, 8-2	Auburn, Ala.	4/5
1913	L, 2-3	Auburn, Ala.	4/5
1917	W, 6-1	Greensboro, Ala.	3/28
1917	W, 8-2	Greensboro, Ala.	3/29

SO. BENEDICTINE (AU leads, 1-0)

Year	Result	Location	Date
1979	W, 10-4	Auburn, Ala.	3/27

SOUTHERN ILLINOIS (AU trails, 0-1)

Year	Result	Location	Date
1970	L, 2-8	Auburn, Ala.	3/21

SOUTHERN MISS (AU leads, 5-2)

Year	Result	Location	Date
1968	W, 6-4	Hattiesburg, Miss.	3/14
1968	W, 5-3	Hattiesburg, Miss.	3/15
1997	W, 4-3	Mobile, Ala.	2/15
2010	W, 17-8	Auburn, Ala.	6/6
2012	L, 4-5	Auburn, Ala.	3/4
2013	W, 4-3 (11)	Mobile, Ala.	3/20
2016	L, 1-3	Pensacola, Fla.	3/6

SOUTH FLORIDA (AU leads, 2-1)

Year	Result	Location	Date
1989	W, 9-3	Tallahassee, Fla.	5/25
1997	W, 9-0	Tallahassee, Fla.	5/23
1998	L, 3-4	Kissimmee, Fla.	2/7

SPRINGFIELD (AU trails, 0-1)

Year	Result	Location	Date
1967	L, 3-6	Auburn, Ala.	3/22

SPRING HILL (AU leads, 8-1-1)

Year	Result	Location	Date
1926	PPD	Mobile, Ala.	3/30
1959	L, 0-2	Auburn, Ala.	3/15
1959	T, 1-1	Auburn, Ala.	3/15
1967	W, 13-3	Mobile, Ala.	3/24
1967	W, 6-5	Mobile, Ala.	3/25
1967	W, 10-1	Auburn, Ala.	5/1
1968	W, 7-4	Mobile, Ala.	3/18
1968	W, 11-0	Mobile, Ala.	3/19
1969	W, 18-4	Mobile, Ala.	3/19
1969	W, 4-2	Mobile, Ala.	3/20
1984	W, 12-2	Auburn, Ala.	2/23

STANFORD (AU trails, 4-0)

Year	Result	Location	Date
1967	L, 3-6	Omaha, Neb.	6/13
1967	L, 3-5	Omaha, Neb.	6/15
1997	L, 3-8	Omaha, Neb.	5/30
1997	L, 4-11	Omaha, Neb.	6/3

STETSON (AU trails, 2-0)

Year	Result	Location	Date
2000	L, 5-9	Atlanta, Ga.	5/26
2000	L, 10-13	Atlanta, Ga.	5/27

TALLADEGA (AU leads, 2-0)

Year	Result	Location	Date
1947	W	Talladega, Ala.	
1947	W	Talladega, Ala.	

TALLASSEE (AU leads, 1-0)

Year	Result	Location	Date
1939	W, 15-4	Tallassee, Ala.	4/10

TAMPA (AU leads, 3-1)

Year	Result	Location	Date
1950	W, 6-4	Auburn, Ala.	3/20
1993	W, 22-0	Auburn, Ala.	3/5
1993	W, 7-3	Auburn, Ala.	3/6
1993	L, 6-10	Auburn, Ala.	3/7

TENNESSEE (AU leads, 90-38)

Year	Result	Location	Date
1948	W, 13-6	Auburn, Ala.	4/3
1948	W, 6-0	Auburn, Ala.	4/4
1948	W, 14-0	Knoxville, Tenn.	4/27
1948	W, 12-4	Knoxville, Tenn.	4/28
1954	W, 12-1	Auburn, Ala.	3/16
1956	L, 4-12	Auburn, Ala.	3/30
1956	W, 2-0	Auburn, Ala.	3/31
1956	L, 4-6	Auburn, Ala.	3/31
1957	W, 11-1	Knoxville, Tenn.	3/29
1957	W, 4-0	Knoxville, Tenn.	3/30
1957	W, 7-3	Knoxville, Tenn.	3/30
1960	L, 2-6	Knoxville, Tenn.	5/2
1960	W, 13-11	Knoxville, Tenn.	5/3
1961	W, 17-1	Auburn, Ala.	4/5
1961	L, 3-10	Auburn, Ala.	4/6
1962	W, 4-1	Knoxville, Tenn.	4/25
1962	L, 1-3	Knoxville, Tenn.	4/26
1963	W, 5-0	Knoxville, Tenn.	5/3
1963	W, 3-2	Knoxville, Tenn.	5/4
1964	W, 6-0	Auburn, Ala.	4/22
1964	W, 7-5	Auburn, Ala.	4/23
1965	W, 7-3	Auburn, Ala.	3/22
1966	W, 6-1	Auburn, Ala.	4/27
1966	L, 3-7	Auburn, Ala.	4/28
1967	W, 2-1	Auburn, Ala.	4/21
1967	W, 4-2	Auburn, Ala.	4/22
1967	W, 5-0	Auburn, Ala.	4/22
1968	W, 4-3	Knoxville, Tenn.	4/26
1969	L, 3-5	Auburn, Ala.	4/25
1969	W, 11-7	Auburn, Ala.	4/25
1969	W, 4-3	Auburn, Ala.	4/26
1970	L, 1-2	Knoxville, Tenn.	3/27
1970	W, 1-0	Knoxville, Tenn.	3/27
1970	L, 0-1	Knoxville, Tenn.	3/28
1971	W, 4-3	Auburn, Ala.	3/26
1971	L, 5-6	Auburn, Ala.	3/26
1973	W, 2-0	Auburn, Ala.	3/23
1973	W, 3-1	Auburn, Ala.	3/23
1973	L, 0-16	Auburn, Ala.	3/24
1974	L, 1-9	Knoxville, Tenn.	3/25
1974	W, 2-1	Knoxville, Tenn.	3/26
1974	L, 3-9	Knoxville, Tenn.	3/26
1975	L, 3-4	Auburn, Ala.	5/9
1975	L, 6-11	Auburn, Ala.	5/9
1975	W, 10-4	Auburn, Ala.	5/10
1980	W, 5-3	Auburn, Ala.	3/25
1980	W, 4-2 (7)	Auburn, Ala.	3/25
1984	W, 16-5 (7)	Auburn, Ala.	2/25
1984	W, 6-5 (8)	Auburn, Ala.	2/25
1984	W, 6-5	Auburn, Ala.	2/26
1985	L, 5-7	Knoxville, Tenn.	2/23
1985	W, 6-5	Knoxville, Tenn.	2/23
1985	W, 12-5	Knoxville, Tenn.	2/24
1986	W, 2-1 (10)	Auburn, Ala.	4/26
1986	W, 11-5 (7)	Auburn, Ala.	4/26
1986	W, 13-6	Auburn, Ala.	4/27
1987	W, 8-4 (9)	Knoxville, Tenn.	5/2
1987	W, 6-2 (7)	Knoxville, Tenn.	5/2
1987	W, 5-2	Knoxville, Tenn.	5/3
1988	L, 3-5 (9)	Auburn, Ala.	4/30
1988	L, 0-1 (7)	Auburn, Ala.	4/30
1988	W, 17-3	Auburn, Ala.	5/1
1989	W, 10-0	Knoxville, Tenn.	4/29
1989	W, 14-4 (7)	Knoxville, Tenn.	4/29
1989	W, 11-2	Knoxville, Tenn.	4/30
1990	L, 2-8	Knoxville, Tenn.	5/12
1990	W, 4-3 (7)	Knoxville, Tenn.	5/12
1990	W, 12-3	Knoxville, Tenn.	5/13
1991	W, 6-2	Auburn, Ala.	5/11
1991	L, 4-5 (10)	Auburn, Ala.	5/12
1991	W, 3-2	Auburn, Ala.	5/12
1994	W, 6-3	Knoxville, Tenn.	4/1
1994	W, 3-1	Knoxville, Tenn.	4/2
1994	L, 4-8	Knoxville, Tenn.	4/3
1995	L, 6-13	Auburn, Ala.	3/31
1995	W, 5-1	Auburn, Ala.	4/1
1995	W, 11-3	Auburn, Ala.	4/2
1996	L, 3-7	Knoxville, Tenn.	3/15
1996	W, 10-5 (10)	Knoxville, Tenn.	3/16
1996	L, 0-11	Knoxville, Tenn.	3/17
1997	L, 4-5 (10)	Auburn, Ala.	3/14
1997	W, 16-4	Auburn, Ala.	3/15
1997	W, 5-3	Auburn, Ala.	3/16

1998	L, 1-5	Knoxville, Tenn.	4/24
1998	W, 22-8	Knoxville, Tenn.	4/25
1998	W, 11-8	Knoxville, Tenn.	4/26
1999	W, 19-13	Auburn, Ala.	4/9
1999	W, 6-3	Auburn, Ala.	4/10
1999	W, 16-4	Auburn, Ala.	4/11



RESULTS VS. OPPONENTS

Table of game results from 1959 to 2016, including date, result, location, and date.

TULANE (AU leads, 17-8-1)

Table of game results against Tulane from 1904 to 2000.

TUSKEGEE (AU leads, 1-0)

Table of game results against Tuskegee in 1978.

UAB (AU leads, 46-9)

Table of game results against UAB from 1979 to 2016.

VALDOSTA ST. (Series tied, 1-1)

Table of game results against Valdosta St. in 1977.

VALLEY (AU trails, 0-1)

Table of game results against Valley in 1948.

VANDERBILT (AU leads, 93-60)

Table of game results against Vanderbilt from 1912 to 1948.

Table of game results from 1948 to 2003, including date, result, location, and date.

Table of game results from 2003 to 2016, including date, result, location, and date.

VIRGINIA (AU leads, 9-5)

Table of game results against Virginia from 1920 to 2016.

VCU (AU leads, 23-2)

Table of game results against VCU from 1996 to 2005.

VMI (AU leads, 17-3)

Table of game results against VMI from 1920 to 2007.





RESULTS VS. OPPONENTS

2007	W, 10-8	Auburn, Ala.	3/14
2008	W, 9-3	Auburn, Ala.	3/6
2008	W, 6-4	Auburn, Ala.	3/7
2008	W, 10-1	Auburn, Ala.	3/8
2008	W, 6-5	Auburn, Ala.	3/9

VIRGINIA TECH (AU leads, 1-0)

Year	Result	Location	Date
1994	W, 7-0	Clemson, S.C.	5/26

WASH. & LEE (AU leads, 2-1)

Year	Result	Location	Date
1920	L, 4-6	Lexington City, Va.	4/23
1921	W, 4-0	Lexington City, Va.	4/20
1921	W, 6-1	Lexington City, Va.	4/21

WAKE FOREST (AU leads, 2-0)

Year	Result	Location	Date
1966	W, 12-5	Auburn, Ala.	4/2
1999	W, 7-3	Montgomery, Ala.	3/5

WEST ALABAMA (AU leads, 7-0)

Year	Result	Location	Date
1977	W, 7-2	Auburn, Ala.	4/6
1978	W, 13-9	Auburn, Ala.	3/30
1979	W, 8-0	Auburn, Ala.	5/2
1981	W, 4-1 (6)	Auburn, Ala.	3/4
1982	W, 13-9	Auburn, Ala.	5/5
1984	W, 9-7		3/22
1985	W, 12-6		4/20

W. CAROLINA (AU leads, 19-6)

Year	Result	Location	Date
1988	W, 3-0	Auburn, Ala.	2/12
1988	W, 7-3	Auburn, Ala.	2/13
1988	L, 1-4	Auburn, Ala.	2/14
1988	W, 1-0 (7)	Auburn, Ala.	2/14
1989	W, 15-2	Auburn, Ala.	2/10
1989	L, 2-3 (7)	Auburn, Ala.	2/10
1989	W, 8-3 (7)	Auburn, Ala.	2/11
1989	W, 15-2	Auburn, Ala.	2/12
1989	W, 16-6	Auburn, Ala.	5/20
1989	W, 5-3	Auburn, Ala.	5/20
1990	L, 3-9 (7)	Auburn, Ala.	2/10
1990	L, 2-4 (7)	Auburn, Ala.	2/10
1990	W, 9-6 (7)	Auburn, Ala.	2/11
1990	L, 9-13 (8)	Auburn, Ala.	2/11
1991	W, 17-16	Auburn, Ala.	2/8
1991	W, 9-2 (7)	Auburn, Ala.	2/9
1991	L, 3-4 (7)	Auburn, Ala.	2/9
1991	W, 13-6	Auburn, Ala.	2/10
1997	W, 11-3	Tallahassee, Fla.	5/22
2001	W, 14-1	Auburn, Ala.	2/2
2001	W, 4-2	Auburn, Ala.	2/3
2001	W, 5-4	Auburn, Ala.	2/4
2004	W, 5-4	Auburn, Ala.	2/13
2004	W, 4-1	Auburn, Ala.	2/14
2004	W, 6-0	Auburn, Ala.	2/15

WESTERN KENTUCKY (AU leads, 3-0)

Year	Result	Location	Date
1979	W, 17-1	Auburn, Ala.	3/8
2009	W, 11-7	Auburn, Ala.	3/11
2011	W, 13-8	Charleston, S.C.	3/6

WESTERN MICH. (AU trails, 0-2)

Year	Result	Location	Date
1971	L, 6-7		3/22
1971	L, 9-11		3/23

WEST FLORIDA (AU trails, 0-4)

Year	Result	Location	Date
1991	L, 1-3	Auburn, Ala.	2/16
1992	L, 6-9	Auburn, Ala.	2/21
1992	L, 1-2	Auburn, Ala.	2/22
1993	L, 0-2	Auburn, Ala.	3/8

WEST GEORGIA (AU leads, 12-0)

Year	Result	Location	Date
1969	W, 2-1	Auburn, Ala.	3/29
1971	W, 6-4		3/27
1971	W, 10-0		3/27
1972	W, 10-2	Auburn, Ala.	3/20
1972	W, 9-0	Auburn, Ala.	3/21
1987	W, 11-3 (7)	Auburn, Ala.	3/1
1987	W, 10-2 (7)	Auburn, Ala.	3/1
1988	W, 11-6	Auburn, Ala.	3/22
1989	W, 7-2 (7)	Auburn, Ala.	4/3
1989	W, 17-2 (7)	Auburn, Ala.	4/3
1992	W, 6-4	Auburn, Ala.	4/1
1993	W, 5-2 (7)	Auburn, Ala.	4/14

WEST VIRGINIA (AU leads, 3-2)

Year	Result	Location	Date
1963	L, 1-2	Gastonia, N.C.	5/29
1967	W, 8-3	Gastonia, N.C.	6/2
1970	W, 2-1	Auburn, Ala.	3/9
1970	L, 0-3	Auburn, Ala.	3/10
1999	W, 13-4	Montgomery, Ala.	3/6

WV WESLEYAN (AU leads, 2-0)

Year	Result	Location	Date
1915	W, 6-3	Auburn, Ala.	4/3
1915	W, 2-0	Auburn, Ala.	4/3

WILLIAM & MARY (AU leads, 1-0)

Year	Result	Location	Date
1997	W, 10-8	Auburn, Ala.	3/12

WINTHROP (AU leads, 7-2)

Year	Result	Location	Date
1995	L, 1-11	Auburn, Ala.	3/10
1996	W, 5-1	Auburn, Ala.	2/20
1996	L, 8-9 (13)	Auburn, Ala.	2/21
1997	W, 13-7	Auburn, Ala.	2/25
1997	W, 5-3	Auburn, Ala.	2/26
1998	W, 9-5	Auburn, Ala.	2/10
1999	W, 8-6	Tallahassee, Fla.	5/29
2000	W, 6-3	Auburn, Ala.	2/5
2000	W, 11-5	Auburn, Ala.	2/6

WOFFORD (AU leads, 2-1)

Year	Result	Location	Date
1920	L, 2-3	Spartanburg, S.C.	4/19
1920	W, 5-4	Spartanburg, S.C.	4/20
2013	W, 7-4	Auburn, Ala.	4/3

XAVIER (AU leads, 3-0)

Year	Result	Location	Date
2015	W, 7-2	Auburn, Ala.	3/6
2015	W, 3-2 (11)	Auburn, Ala.	3/7
2015	W, 10-6	Auburn, Ala.	3/8

YALE (Series tied, 1-1)

Year	Result	Location	Date
1921	L, 1-4	Auburn, Ala.	3/25
1923	W, 4-0	Macon, Ga.	4/2



COACHING RECORDS SINCE 1949

COACHING RECORDS SINCE 1949

VICTORIES


Coach	Years	Overall			Pct.
		W	L	T	
Hal Baird	(16) 1985-00	634	328	0	.659
Paul Nix	(22) 1963-84	515	376	0	.578
John Pawlowski	(5) 2009-13	167	126	0	.570
Steve Renfro	(4) 2001-04	145	92	0	.612
Tom Slater	(4) 2005-08	115	113	0	.504
Dick McGowen	(7) 1951-57	90	76	2	.542
Sunny Golloway	(2) 2014-15	64	54	0	.542
Erk Russell	(4) 1959-62	59	37	1	.613
Butch Thompson	(1) 2016	23	33	0	.411
Johnny Williamson	(2) 1949-50	21	23	0	.477
Joe Connally	(1) 1958	17	8	0	.680

WINNING PERCENTAGE

Coach	Years	Overall			Pct.
		W	L	T	
Joe Connally	(1) 1958	17	8	0	.680
Hal Baird	(16) 1985-00	634	328	0	.659
Erk Russell	(4) 1959-62	59	37	1	.613
Steve Renfro	(4) 2001-04	145	92	0	.612
Paul Nix	(22) 1963-84	515	376	0	.578
John Pawlowski	(5) 2009-13	167	126	0	.570
Dick McGowen	(7) 1951-57	90	76	2	.542
Sunny Golloway	(2) 2014-15	64	54	0	.542
Tom Slater	(4) 2005-08	115	113	0	.504
Sunny Golloway	(1) 2013	28	28	0	.500
Johnny Williamson	(2) 1949-50	21	23	0	.477
Butch Thompson	(1) 2016	23	33	0	.411

GAMES COACHED

Coach	Years	Games	Overall		
			W	L	T
Hal Baird	(16) 1985-00	962	634	328	0
Paul Nix	(22) 1963-84	891	515	376	0
John Pawlowski	(5) 2009-13	293	167	126	0
Steve Renfro	(4) 2001-04	237	145	92	0
Tom Slater	(4) 2005-08	228	115	113	0
Dick McGowen	(7) 1951-57	168	90	76	2
Sunny Golloway	(2) 2014-15	118	64	54	0
Erk Russell	(4) 1959-62	97	59	37	1
Butch Thompson	(1) 2016	56	23	33	0
Johnny Williamson	(2) 1949-50	44	21	23	0
Joe Connally	(1) 1958	25	17	8	0





YEAR-BY-YEAR STANDINGS

Year	Overall	Pct.	SEC	Pct.	SEC* Finish	Coach
1895	0-1	.000				
1896	2-2	.500				
1897	1-4	.200				
1898	0-2	.000				
1899	2-5	.286				
1900	3-3	.500				
1901	1-7	.125				
1902	0-5	.000				
1903	1-6	.142				
1904	2-9	.182				
1905	9-3	.750			SIAA Champs	
1906	11-3	.786				
1907	10-6-1	.606				
1908	14-5-1	.718				
1909	14-6-1	.683				
1910	8-6	.571				
1911	8-11	.421				
1912	7-9-1	.424				
1913	11-6	.647				
1914	10-7	.588				
1915	9-5-3	.581				
1916	17-4	.810				
1917	9-5	.643				
1918	7-5	.583			SIAA Champs	
1919	8-7-1	.516				
1920	16-5-3	.711			SIAA Champs	
1921	18-4	.818				
1922	8-10	.444				
1923	8-10-4	.400				
1924	8-10-4	.400				
1925	5-15	.250				
1926	21-7	.750				
1927	14-6-1	.683				
1928	17-5-2	.739				
1929	11-9-1	.537				
1930	13-7	.650				
1931	18-4	.818			SIAA Champs	
1932	11-4-1	.710				
1933	8-5-1	.593	5-4	.566	3rd	Sam McAllister
1934	10-8-1	.553	3-4	.429	6th	Herschel Bobo/Del Morgan
1935	7-14	.250	6-5	.545	3rd	Del Morgan
1936	13-5	.722	5-5	.500	t3rd	Del Morgan
1937	21-4-1	.824	8-1	.889	1st	Del Morgan
1938	12-10	.545	5-7	.417	6th	Del Morgan
1939	16-10	.615	10-4	.714	2nd	Del Morgan
1940	15-8-1	.638	4-5	.444	5th	Porter Grant
1941	12-11-1	.511	5-5	.500	5th	Jimmy Hitchcock
1942	10-8	.556	4-4	.500	5th	Jimmy Hitchcock
1943	8-3	.727	3-1	.750	3rd	Bob Evans
1944					DID NOT FIELD TEAM	
1945					DID NOT FIELD TEAM	
1946	11-4	.733	5-3	.625	4th	Bob Evans
1947	17-7	.708	11-5	.688	2nd	Danny Doyle
1948	16-9	.640	14-5	.737	2nd	Danny Doyle
1949	9-10	.474	6-10	.375	8th	Johnny Williamson
1950	12-13	.480	8-11	.421	9th	Johnny Williamson
1951	14-11	.560	8-8	.500	6th	Dick McGowen
1952	13-11-2	.519	10-8-2	.579	5th	Dick McGowen
1953	9-12	.429	6-12	.333	11th	Dick McGowen
1954	17-5	.773	8-5	.615	4th	Dick McGowen
1955	9-16	.360	5-15	.333	9th	Dick McGowen
1956	12-11	.522	9-7	.563	5th	Dick McGowen
1957	16-10	.615	11-4	.733	2nd	Dick McGowen
1958	17-8	.680	12-3	.800	1st	Joe Connally
1959	15-11-1	.574	8-4	.667	t2ndE	Erik Russell
1960	15-8	.652	10-6	.623	2ndE	Erik Russell
1961	14-11	.560	12-6	.667	1stE	Erik Russell
1962	15-7	.682	11-5	.688	2ndE	Erik Russell
1963	17-8	.680	15-3	.810	1st	Paul Nix
1964	21-7	.750	13-5	.722	1stE	Paul Nix
1965	13-7	.650	10-3	.769	1stE	Paul Nix
1966	14-9	.560	6-7	.462	4thE	Paul Nix
1967	32-10!	.762	15-2	.882	1st	Paul Nix
1968	22-12	.647	9-6	.600	3rdE	Paul Nix
1969	20-17	.541	7-10	.412	5thE	Paul Nix
1970	17-16	.515	9-6	.600	3rdE	Paul Nix
1971	23-16	.590	9-7	.563	2ndE	Paul Nix
1972	18-17	.514	7-6	.538	t2ndE	Paul Nix
1973	20-19	.513	7-9	.438	5thE	Paul Nix
1974	31-13	.705	11-6	.647	2ndE	Paul Nix
1975	24-21	.533	7-9	.438	t4thE	Paul Nix
1976	37-15!	.712	12-7	.632	1st	Paul Nix
1977	28-18	.609	11-9	.550	t2ndW	Paul Nix
1978	33-21	.611	15-8	.652	1st#	Paul Nix
1979	21-21	.500	7-14	.333	4thW	Paul Nix
1980	27-24	.529	15-8	.652	1stW	Paul Nix
1981	27-27	.500	7-16	.304	5thW	Paul Nix
1982	27-20-1	.573	8-13-1	.386	5thW	Paul Nix
1983	16-34	.320	4-18	.182	5thW	Paul Nix
1984	27-24	.529	8-14	.364	4thW	Paul Nix

Year	Overall	Pct.	SEC	Pct.	SEC* Finish	Coach
1985	30-22	.577	11-12	.478	3rdW	Hal Baird
1986	31-24	.564	15-12	.517	3rd	Hal Baird
1987	42-18	.700	18-9	.667	2nd	Hal Baird
1988	39-16	.709	16-10	.615	4th	Hal Baird
1989	44-20	.688	12-12	.500	6th#	Hal Baird
1990	34-24	.586	13-13	.500	4th	Hal Baird
1991	35-24	.593	14-12	.538	5th	Hal Baird
1992	30-25	.545	10-14	.417	4thW	Hal Baird
1993	40-23	.635	17-11	.607	2ndW	Hal Baird
1994	44-21!	.677	16-13	.552	3rdW	Hal Baird
1995	50-13	.794	19-8	.704	1stW	Hal Baird
1996	32-24	.571	12-18	.400	5thW	Hal Baird
1997	50-17!	.746	17-12	.586	4thW	Hal Baird
1998	46-18	.719	16-12	.571	3rdW#	Hal Baird
1999	46-19	.708	18-12	.600	4thW	Hal Baird
2000	41-20	.672	17-13	.567	3rdW	Hal Baird
2001	37-21	.638	15-15	.500	4thW	Steve Renfro
2002	34-26	.600	15-15	.500	3rdW	Steve Renfro
2003	42-21	.667	18-12	.600	2ndW	Steve Renfro
2004	32-24	.571	12-18	.400	5thW	Steve Renfro
2005	34-26	.567	13-17	.433	T-5thW	Tom Slater
2006	22-34	.393	9-21	.300	6th W	Tom Slater
2007	31-25	.554	10-20	.333	6th W	Tom Slater
2008	28-28	.500	11-19	.367	5th W	Tom Slater
2009	31-25	.554	11-19	.367	5th W	John Pawlowski
2010	43-21	.672	20-10	.667	1st W	John Pawlowski
2011	29-29	.500	14-16	.467	T-2nd W	John Pawlowski
2012	31-28	.525	13-17	.433	5th W	John Pawlowski
2013	33-23	.589	13-17	.433	7th W	John Pawlowski
2014	28-28	.500	10-20	.333	7th W	Sunny Galloway
2015	36-26	.581	13-17	.433	5th W	Sunny Galloway
2016	23-33	.411	8-22	.267	6th W	Butch Thompson
TOTAL	2363-1603-33	.595				120 seasons all-time

* Finish in SEC East (1959-1975) and SEC West from (1976-1985)

Won postseason SEC Tournament

! NCAA College World Series


Below are Auburn's all-time end-of-season rankings (highest ranking listed)

YEAR	FINAL RANK	POLL(S)	YEAR	FINAL RANK	POLL(S)
1964	12TH	CB	1998	9TH	BA
1967	2ND	CB	1999	11TH	ESPN
1976	8TH	CB	2000	20TH	ESPN
1987	14TH	BA	2003	17TH	ESPN
1988	19TH	BM	2010	19th	BA/ESPN/NCBWA
1989	17TH	BA			
1993	23RD	BA			
1994	8TH	ESPN/CB			
1995	9TH	CB/BA			
1997	5TH	BA			

CB - Collegiate Baseball; BA - Baseball America;
 BM - Baseball Magazine; ESPN - USA Today/
 ESPN; NCBWA - National Collegiate Baseball Writers
 Association



COLLEGE WORLD SERIES



1967

Paul Nix, 32-10

Omaha, NE	3rd	
Ohio State.....	1-0	W
Stanford.....	3-6	L
Rider.....	4-3	W
Stanford (7 inn./rain).....	3-5	L



1976

Paul Nix, 37-15


Omaha, NE	t-7th	
Clemson.....	4-9	L
Maine.....	8-9	L



1994

Hal Baird, 44-21

Omaha, NE	t-7th	
Oklahoma.....	4-5	L
Miami (Fla.).....	5-7	L



1997

Hal Baird, 50-17

Omaha, NE	t-5th	
Stanford.....	3-8	L
Rice.....	10-1	W
Stanford.....	4-11	L

CWS LINESCORES

1967

Auburn 1, Ohio State 0 • June 12

OSU.....	000	000	000	-	0	5	2
AU.....	100	000	00X	-	1	5	3

W: Lowe (14-1), L: Boggs (4-1)

Stanford 6, Auburn 3 • June 13

AU.....	000	102	000	-	3	8	3
SU.....	310	000	20X	-	6	7	1

W: Vance (11-0), L: Blauser (5-5)

Auburn 4, Rider 3 • June 14

RC.....	000	011	100	-	3	10	6
AU.....	000	102	001	-	4	6	2

W: Lowe (15-1), L: Mischik (7-3)

Stanford 5, Auburn 3 • June 15

AU.....	010	001	1	-	3	7	3
SU.....	100	400	0	-	5	5	0

W: Hamm, L: Boverit

1976

Clemson 9, Auburn 4 • June 11

AU.....	000	111	001	-	4	10	2
CU.....	000	502	11X	-	9	10	1

W: Porter (12-0), L: Hudson (10-5)

Maine 9, Auburn 8 • June 12

AU.....	410	030	000	-	8	13	2
UM.....	230	202	00X	-	9	12	4

W: LaCasse (7-1), L: Leach (8-5)

1994

Oklahoma 9, Auburn 4 • June 4

AU.....	000	000	031	-	4	12	1
OU.....	020	100	11X	-	5	11	2

W: Redman (13-3), L: Powell (5-4)
S: Buckles (13)

Miami 7, Auburn 5 • June 6

UM.....	400	000	300	-	7	8	6
AU.....	001	012	010	-	5	12	2

W: Westfall (3-0), L: Humphreys (13-4)
S: Tessmer (3)

1997

Stanford 8, Auburn 3 • May 30

AU.....	000	201	000	-	3	6	3
SU.....	010	050	02X	-	8	12	1

W: Hutchinson (8-3), L: Hebson (11-4)
S: Austin (4)

Auburn 10, Rice 1 • June 1

RU.....	000	001	000	-	1	4	1
AU.....	014	203	00X	-	10	11	0

W: Hudson (15-2), L: Bess (3-3)

Stanford 11, Auburn 4 • June 3

SU.....	300	104	102	-	11	13	2
AU.....	004	000	000	-	4	8	3

W: Austin (5-2), L: Dunham (5-2)

AUBURN VS. CWS OPPONENTS

Maine.....	0-1
Clemson.....	0-1
Maine.....	0-1
Miami (Fla.).....	0-1
Ohio State.....	1-0
Oklahoma.....	0-1
Rice.....	1-0
Rider.....	1-0
Stanford.....	0-4
9 Opponents.....	3-9





NCAA REGIONALS

REGIONAL RESULTS

Year	Opponent	Score	Result	Location
1963	West Virginia	1-2	L	Gastonia, NC
	Florida State	3-4	L	Gastonia, NC
1967	West Virginia	8-3	W	Gastonia, NC
	Florida State	13-2	W	Gastonia, NC
	Clemson	2-3	L	Gastonia, NC
	Clemson	6-5	W	Gastonia, NC
1976	Middle Tenn. St.	10-5	W	Tallahassee, FL
	Florida State	2-1	W	Tallahassee, FL
	Jacksonville	7-5	W	Tallahassee, FL
1978	Memphis State	14-10	W	Auburn, AL
	North Carolina	2-3	L	Auburn, AL
	Memphis State	5-6	L	Auburn, AL
1987	Seton Hall	22-1	W	Huntsville, AL
	Middle Tenn. St.	5-3	W	Huntsville, AL
	Seton Hall	6-15	L	Huntsville, AL
	Clemson	3-6	L	Huntsville, AL
1989	South Florida	9-3	W	Tallahassee, FL
	Clemson	14-7	W	Tallahassee, FL
	Florida State	6-7	L	Tallahassee, FL
	Clemson	1-11	L	Tallahassee, FL
1993	Arizona	9-1	W	Stillwater, OK
	Oklahoma St.	10-14	L	Stillwater, OK
	N.C. State	2-13	L	Stillwater, OK
1994	Virginia Tech	7-0	W	Clemson, SC
	Old Dominion	11-8 [10]	W	Clemson, SC
	Clemson	11-5	W	Clemson, SC
	Notre Dame	8-0	W	Clemson, SC
1995	Pennsylvania	2-1	W	Oklahoma City, OK
	Ohio State	8-6	W	Oklahoma City, OK
	Oklahoma	8-9	L	Oklahoma City, OK
	Texas	4-2	W	Oklahoma City, OK
1997	Oklahoma	1-3	L	Oklahoma City, OK
	Western Carolina	11-3	W	Tallahassee, FL
	South Florida	9-0	W	Tallahassee, FL
	Florida State	8-7	W	Tallahassee, FL
1998	Florida State	7-9	L	Tallahassee, FL
	Florida State	5-2	W	Tallahassee, FL
	Rutgers	15-17	L	Tallahassee, FL
	Liberty	3-2	W	Tallahassee, FL
	Rutgers	7-4	W	Tallahassee, FL
	Oklahoma	9-8	W	Tallahassee, FL
1999	Florida State	10-16	L	Tallahassee, FL
	N. C. State	9-7	W	Auburn, AL
	Winthrop	8-6	W	Auburn, AL
	Tulane	5-7	L	Auburn, AL
2000	Tulane	13-9	W	Auburn, AL
	Stetson	5-9	L	Atlanta, GA
	Georgia Southern	11-5	W	Atlanta, GA
2001	Stetson	10-13	L	Atlanta, GA
	Jacksonville	8-7	W	Tallahassee, FL
	Florida State	6-10	L	Tallahassee, FL
	Jacksonville	3-2	W	Tallahassee, FL
2002	Florida State	6-9	L	Tallahassee, FL
	Florida Atlantic	11-16	L	Tuscaloosa, AL
2003	Alabama	3-6	L	Tuscaloosa, AL
	Princeton	5-2	W	Auburn, AL
	Ohio State	2-6	L	Auburn, AL
	Clemson	15-0	W	Auburn, AL
2005	Ohio State	7-9	L	Auburn, AL
	South Alabama	13-5	W	Tallahassee, FL
	Florida State	3-4	L	Tallahassee, FL
	Army	12-3	W	Tallahassee, FL
2010	Florida State	4-10	L	Tallahassee, FL
	Jacksonville State	9-7	W	Auburn, AL
	Clemson	2-5	L	Auburn, AL
	Southern Miss	17-8	W	Auburn, AL
	Clemson	11-10	W	Auburn, AL
2015	Clemson	7-13	L	Auburn, AL
	College of Charleston	7-6 [11]	L	Tallahassee, FL
	Mercer	1-0	W	Tallahassee, FL
	College of Charleston	3-2	L	Tallahassee, FL

SUPER REGIONAL RESULTS

Year	Opponent	Score	Result	Location
1999	Florida State	2-10	L	Tallahassee, FL
	Florida State	3-6	L	Tallahassee, FL

REGIONAL RESULTS BY YEAR

Year	Regional	Result	W-L	Location
1963	District 3	Fourth	0-2	Gastonia, NC
1967	District 3	CHAMPIONS	3-1	Gastonia, NC
1976	South	CHAMPIONS	3-0	Tallahassee, FL
1978	South	Third	1-2	Auburn, AL
1987	South I	Third	2-2	Huntsville, AL
1989	Atlantic	Third	2-2	Tallahassee, FL
1993	Midwest	Fourth	1-2	Stillwater, OK
1994	East	CHAMPIONS	4-0	Clemson, SC
1995	Midwest II	Second	3-2	Oklahoma City, OK
1997	East	CHAMPIONS	4-1	Tallahassee, FL
1998	Atlantic II	Second	3-2	Tallahassee, FL
1999	Auburn	CHAMPIONS	3-1	Auburn, AL
2000	Atlanta	Third	1-2	Atlanta, GA
2001	Tallahassee	Second	2-2	Tallahassee, FL
2002	Tuscaloosa	Fourth	0-2	Tuscaloosa, AL
2003	Auburn	Second	2-2	Auburn, AL
2005	Tallahassee	Second	2-2	Tallahassee, FL
2010	Auburn	Second	3-2	Auburn, AL
2015	Tallahassee	Third	1-2	Tallahassee, FL

AUBURN VS. NCAA REGIONAL OPPONENTS

Opponent	W-L
Alabama	0-1
Arizona	1-0
Army	1-0
Clemson	5-5
College of Charleston	0-2
Florida Atlantic	0-1
Florida State	4-8
Georgia Southern	1-0
Jacksonville	3-0
Jacksonville State	1-0
Liberty	1-0
Mercer	1-0
Memphis	1-1
Middle Tenn. State	2-0
North Carolina	0-1
North Carolina State	1-1
Notre Dame	1-0
Ohio State	1-2
Oklahoma	1-2
Oklahoma State	0-1
Old Dominion	1-0
Pennsylvania	1-0
Princeton	1-0
Rutgers	1-1
Seton Hall	1-1
South Alabama	1-0
South Florida	2-0
Southern Miss	1-0
Stetson	0-2
Texas	1-0
Tuland	1-1
Virginia Tech	1-0
Winthrop	1-0
Western Carolina	1-0
West Virginia	1-1
33 Opponents	40-31

AUBURN VS. NCAA SUPER REGIONAL OPPONENTS

Opponent	W-L
Florida State	0-2
1 Opponent	0-2



NCAA REGIONALS

1963 DISTRICT 3 AT GASTONIA, NC**Florida State 4, Auburn 3**

Wake Forest 4, West Virginia 3

West Virginia 2, Auburn 1 (Auburn eliminated)

Florida State 12, Wake Forest 4

Wake Forest 12, West Virginia 8 (West Virginia eliminated)

Wake Forest 6, Florida State 5

Florida State 11, Wake Forest 5 (Wake Forest eliminated)

1967 DISTRICT 3 AT GASTONIA, NC

Florida State 5, Clemson 3

Auburn 8, West Virginia 3 [12]

Clemson 5, West Virginia 0 (West Virginia eliminated)

Auburn 13, Florida State 3

Clemson 6, Florida State 4 (Florida State eliminated)

Clemson 3, Auburn 2**Auburn 6, Clemson 5 [13] (Clemson eliminated)****1976 SOUTH REGIONAL AT TALLAHASSEE, FL****Auburn 10, Middle Tennessee State 5**

Florida State 6, Jacksonville 1

Jacksonville 8, Middle Tennessee State 5 (MTSU eliminated)

Auburn 2, Florida State 1

Jacksonville 9, Florida State 7 (Florida State eliminated)

Auburn 7, Jacksonville 5 (Jacksonville eliminated)**1978 SOUTH REGIONAL AT AUBURN, AL**

North Carolina 15, East Tennessee State 1

Auburn 14, Memphis 10

Memphis 5, East Tennessee State 0 (ETSU eliminated)

North Carolina 3, Auburn 2**Memphis 6, Auburn 5 (Auburn eliminated)**

Memphis 8, North Carolina 6

North Carolina 11, Memphis 9 (Memphis eliminated)

1987 SOUTH I REGIONAL AT HUNTSVILLE, AL**Seton Hall 15, Auburn 6**

Clemson 8, West Virginia 0

(1) Arkansas 10, Middle Tennessee State 7

Auburn 5, Middle Tennessee State 3 (MTSU eliminated)

Arkansas 7, West Virginia 2 (West Virginia eliminated)

Clemson 6, Seton Hall 3

Auburn 22, Seton Hall 1 (Seton Hall eliminated)

Arkansas 6, Clemson 5

Clemson 6, Auburn 3 (Auburn eliminated)

Arkansas 4, Clemson 2 (Clemson eliminated)

1989 ATLANTIC REGIONAL AT TALLAHASSEE, FL**(4) Auburn 9, (3) South Florida 3**

(2) Clemson 6, (5) Stetson 2

(1) Florida State 13, (6) Rider 7

Stetson 13, Rider 6 (Rider eliminated)

Florida State 8, South Florida 1 (South Florida eliminated)

Auburn 14, Clemson 7

Clemson 13, Stetson 5 (Stetson eliminated)

Florida State 7, Auburn 6**Clemson 11, Auburn 1 (Auburn eliminated)**

Florida State 8, Clemson 1 (Clemson eliminated)

1993 MIDWEST REGIONAL IN STILLWATER, OK

(1) North Carolina State 12, (6) Fordham 4

(4) Auburn 9, (3) Arizona 1

(2) Oklahoma State 9, (5) Connecticut 5

Fordham 5, Connecticut 0 (Connecticut eliminated)

Arizona 5, North Carolina State 2

Oklahoma State 14, Auburn 10**North Carolina State 13, Auburn 2 (Auburn eliminated)**

Arizona 18, Fordham 7 (Fordham eliminated)

Oklahoma State 8, N.C. State 3 (N.C. State eliminated)

Arizona 4, Oklahoma State 0

Oklahoma State 11, Arizona 10 (Arizona eliminated)

1994 EAST REGIONAL IN CLEMSON, SC

(3) Old Dominion 9, (4) Notre Dame 5

(2) Auburn 7, (5) Virginia Tech 0

(1) Clemson 5, (6) The Citadel 1

The Citadel 4, Virginia Tech 3 (Virginia Tech eliminated)

Notre Dame 8, Clemson 1

Auburn 11, Old Dominion 8 [10]

Clemson 6, Old Dominion 1 (Old Dominion eliminated)

Notre Dame 5, The Citadel 1 (The Citadel eliminated)

Auburn 11, Clemson 5 (Clemson eliminated)**Auburn 8, Notre Dame 0 (Notre Dame eliminated)****1995 MIDWEST II REGIONAL IN OKLAHOMA CITY, OK****(1) Auburn 2, (6) Pennsylvania 1**

(3) Texas 10, (4) Ohio State 5

(2) Oklahoma 9, (5) Indiana State 6

Indiana State 6, Pennsylvania 5 (Penn eliminated)

Auburn 8, Ohio State 6 (Ohio State eliminated)

Oklahoma 13, Texas 9

Oklahoma 9, Auburn 8

Texas 3, Indiana State 2 (Indiana State eliminated)

Auburn 4, Texas 2 (Texas eliminated)**Oklahoma 3, Auburn 1 (Auburn eliminated)****1997 EAST REGIONAL AT TALLAHASSEE, FL**

(4) South Florida 5, (3) Central Florida 4

(2) Auburn 11, (5) Western Carolina 3

(1) Florida State 4, (6) Marist 2

Western Carolina 8, Marist 3 (Marist eliminated)

Florida State 16, Central Florida 2 (Central Florida eliminated)

Auburn 9, South Florida 0**Auburn 8, Florida State 7**

South Florida 9, Western Carolina 4 (WCU eliminated)

Florida State 6, South Florida 5 (South Florida eliminated)

Florida State 9, Auburn 7**Auburn 5, Florida State 2 (Florida State eliminated)****1998 ATLANTIC II REGIONAL AT TALLAHASSEE, FL**

(4) Oklahoma 6, (3) Delaware (3)

(5) Rutgers 17, (2) Auburn 15

(1) Florida State 10, (6) Liberty 7

Auburn 3, Liberty 2 (Liberty eliminated)

Florida State 27, Delaware 6 (Delaware eliminated)

Oklahoma 9, Rutgers 7

Florida State 23, Oklahoma 2

Auburn 7, Rutgers 4 (Rutgers eliminated)**Auburn 9, Oklahoma 9 (Oklahoma eliminated)****Florida State 16, Auburn 10 (Auburn eliminated)****1999 AUBURN REGIONAL AT AUBURN, AL**

(4) Winthrop 8, (1) Tulane 7

(2) Auburn 9, (3) NC State 7

Tulane 11, NC State 5 (NC State eliminated)

Auburn 8, Winthrop 6

Tulane 15, Winthrop 8 (Winthrop eliminated)

Tulane 7, Auburn 5**Auburn 13, Tulane 9 (Tulane eliminated)**



NCAA REGIONALS

2000 ATLANTA REGIONAL AT ATLANTA, GA

(1) Georgia Tech 11, (4) Georgia Southern 9

(3) Stetson 9, (2) Auburn 5

Auburn 11, Georgia Southern 5 (Ga. Southern eliminated)

Georgia Tech 24, Stetson 1

Stetson 13, Auburn 10 (Auburn eliminated)

Georgia Tech 16, Stetson 11 (Stetson eliminated)

2001 TALLAHASSEE REGIONAL AT TALLAHASSEE, FL

(1) Florida State 8, (4) Bethune-Cookman 1

(2) Auburn 8, (3) Jacksonville 7 [10 innings]

Jacksonville 3, Bethune-Cookman 0 (Bethune-Cookman eliminated)

Florida State 10, Auburn 6

Auburn 3, Jacksonville 2 (Jacksonville eliminated)

Florida State 9, Auburn 6 (Auburn eliminated)

2002 TUSCALOOSA REGIONAL AT TUSCALOOSA, AL

(3) Florida Atlantic 16, (2) Auburn 11

(4) Southeast Missouri State 7, (1) Alabama 4

Alabama 6, Auburn 3 (Auburn eliminated)

Florida Atlantic 12, Southeast Missouri State 6

Alabama 7, Southeast Missouri State 4 (SEMO eliminated)

Alabama 7, Florida Atlantic 2

Florida Atlantic 6, Alabama 5 (Alabama eliminated)

2003 AUBURN REGIONAL AT AUBURN, AL

(3) Ohio State 10, (2) Clemson 8

(1) Auburn 5, (4) Princeton 2

Clemson 7, Princeton 6 (Princeton eliminated)

Ohio State 6, Auburn 2

Auburn 15, Clemson 0 (Clemson eliminated)

Ohio State 9, Auburn 7 (Auburn eliminated)

2005 TALLAHASSEE REGIONAL AT TALLAHASSEE, FL

(2) Auburn 13, (3) South Alabama 5

(1) Florida State 3, (4) Army 2

Army 8, South Alabama 5 (South Alabama eliminated)

Florida State 4, Auburn 3

Auburn 12, Army 3 (Army eliminated)

Florida State 10, Auburn 4 (Auburn eliminated)

2010 AUBURN REGIONAL AT AUBURN, AL

(2) Clemson 10, (3) Southern Miss 1

(1) Auburn 9, (4) Jacksonville State 7

Southern Miss 19, Jacksonville State 6 (Jacksonville State eliminated)

Clemson 5, Auburn 2

Auburn 17, Southern Miss 8 (Southern Miss eliminated)

Auburn 11, Clemson 10

Clemson 13, Auburn 7 (Auburn eliminated)

2015 TALLAHASSEE REGIONAL AT TALLAHASSEE, FL

(2) College of Charleston 7, (3) Auburn 6 [11 inn.]

(1) Florida State 5, (4) Mercer 4 [10 inn.]

(3) Auburn 1, (4) Mercer 0 (Mercer eliminated)

(1) Florida State 3, (2) College of Charleston 2

(2) College of Charleston 3, (3) Auburn 2 (Auburn eliminated)

(1) Florida State 8, (2) College of Charleston 1 (College of Charleston eliminated)

AUBURN IN SUPER REGIONALS

1999 SUPER REGIONAL at Tallahassee, FL

(1) Florida State 10, (2) Auburn 2

Florida State 6, Auburn 3 (Auburn eliminated)

AUBURN SUPER REGIONAL RECORDS

BATTING

AT BATS

Game: 5, Dominic Rich vs. Florida St. (6/5/99)

Series: 8, by six individuals

RUNS

Game: 1, by four individuals

Series: 2, Hayden Gliemmo (1999) [2 games]

HITS

Game: 2, Gabe Gross vs. Florida St. (6/5/99)

Series: 3, Gabe Gross (1999) [2 games]

RBI

Game: 3, Todd Faulkner vs. Florida St. (6/5/99)

Series: 4, Todd Faulkner (1999) [2 games]

HOME RUNS

Game: 1, Todd Faulkner vs. Florida St. (6/5/99)

Series: 1, Todd Faulkner (1999) [2 games]

STOLEN BASES

Game: 2, Mailon Kent vs. Florida St. (6/4/99)

BATTING AVERAGE

Series [min. 7 AB]: .429, Gabe Gross (1999) [3-for-7 in 2 games]

PITCHING

INNINGS PITCHED

Game: 8.1, Brent Schoening vs. Florida St. (6/5/99)

Series: 8.1, Brent Schoening vs. (1999)

STRIKEOUTS

Game: 11, Brent Schoening vs. Florida St. (6/5/99)

Series: 11, Brent Schoening vs. (1999)

BASE ON BALLS

Game: 5, Brent Schoening vs. Florida St. (6/5/99)

5, Hayden Gliemmo vs. Florida St. (6/4/99)



NCAA REGIONALS

BATTING

GAMES PLAYED

Series: 5, by 32 players (1995, 1997, 1998, 2010)
 Career: 16, Todd Faulkner (1998-2001)
 16, Mailon Kent (1998-2001)

AT BATS

Game: 6, by 33 players
 Series: 25, Rob Macrory (1997) [5 games]
 Career: 65, Todd Faulkner (1998-2001) [16 gms]

RUNS SCORED

Game: 4, Gabe Gross vs. Jacksonville (5/25/01)
 4, Jonathan Schuerholz vs. Georgia Southern (5/27/00)
 4, Todd Faulkner vs. Rutgers (5/21/98)
 4, Chad Wandall vs. Oklahoma (5/23/98)
 Series: 11, Adam Sullivan (1997) [5 games]
 Career: 19, Todd Faulkner (1998-2000) [16 gms]

HITS

Game: 5, Javon Moran vs. Fla. Atlantic (5/31/02)
 5, Adam Sullivan vs. W. Car. (5/22/97)
 5, Mark Bellhorn vs. ODU (5/27/94)
 5, Cliff Shanks vs. Okla. St. (5/29/93)
 Series: 14, Adam Sullivan (1997) [5 games]
 Career: 30, Todd Faulkner (1998-2001) [16 gms]

RUNS BATTED IN

Game: 5, Trent Mummey vs. Southern Miss (6/6/2010)
 5, Sean Gamble vs. Fla. Atlantic (5/31/02)
 5, Frank Thomas vs. Seton Hall (5/23/87)
 5, Scotty Long vs. Clemson (1967)
 5, Scotty Long vs. Florida State (1967)
 Series: 11, Mike Killmet (1994)
 11, Scotty Long (1967)
 Career: 22, Todd Faulkner (1998-2000) [16 gms]

SINGLES

Game: 5, Adam Sullivan vs. W. Car. (5/22/97)
 Series: 12, Adam Sullivan (1997) [5 games]
 Career: 17, Jay Waggoner (1993-95) [12 gms]

DOUBLES

Game: 2, by 15 players, most recently by Ryan Jenkins vs. Clemson (6/7/10)
 Series: 5, Trent Mummey (2010) [5 games]
 5, Mark Bellhorn (1994) [4 games]
 Career: 7, Mailon Kent (1998-01) [16 games]

TRIPLES

Game: 1, by 12 players, most recently by Jackson Burgreen vs. College of Charleston (5/29/15)
 Series: 2, Javon Moran (2003) [4 games]
 Career: 2, Javon Moran (2001-03) [10 games]
 2, Mark Bellhorn (1993-95) [12 games]

HOME RUNS

Game: 2, Todd Faulkner vs. Rutgers (5/21/98)
 2, Josh Etheredge vs. Rutgers (5/23/98)
 2, Scotty Long vs. Florida St. (1967)
 2, Scotty Long vs. Clemson (1967)
 Series: 4, Scotty Long (1967) [4 games]
 4, Todd Faulkner (1998) [5 games]
 Career: 5, Todd Faulkner (1998-01) [16 games]

STOLEN BASES

Game: 2, Javon Moran vs. Clemson (5/31/03)
 2, Pat Keedy vs. Memphis (5/20/78)
 2, Dom Fucci vs. Memphis (5/20/78)
 Series: 3, Javon Moran (2003) [4 games]
 Career: 4, Javon Moran (2001-03) [10 games]

BASES ON BALLS

Game: 3, Justin Bryant vs. Clemson (6/6/10)
 3, Mitch Duke vs. Okla. State (5/29/93)
 Series: 5, Mitch Duke (1993) [3 games]
 5, Dominic Rich (1998) [5 games]

STRIKEOUTS

Game: 4, Kevin Chabot vs. Okla. (5/28/95)
 Series: 12, Kevin Chabot (1995) [5 games]
 Career: 15, Kevin Chabot (1993-95) [9 games]

BATTING AVERAGE

Series [min. 15 AB]: .667, Mark Bellhorn (1994)
 [12-for-18 in 4 games]
 Career [min. 25 AB]: .462, Todd Faulkner
 (1998-01) [30-for-65 in 16 games]

HITTING STREAK

Career: 15, Mailon Kent (1998-01)
 12, Todd Faulkner (1999-01)
 11, Gabe Gross (1999-01)

PITCHING

GAMES PITCHED

Series: 4, Finley Woodward (1995)
 Career: 7, Colter Bean (1996-2000)

GAMES STARTED

Series: 2, Tim Hudson (1997)
 2, Ryan Halla (1995)
 2, John Powell (1994)
 2, Stacy Jones (1987)
 2, Mark Chapman (1987)
 2, Q.V. Lowe (1967)
 2, Hayden Gliemmo (1998)
 Career: 4, Chris Bootcheck (1998-00)

GAMES RELIEVED

Series: 4, Finley Woodward (1995)
 Career: 7, Colter Bean (1996-00)

WINS

Series: 2, Tim Hudson (1997)
 2, John Powell (1994)
 2, Q.V. Lowe (1967)
 Career: 3, John Powell (1993-94)

LOSSES

Series: 2, Scott Roney (1978)
 2, Kevin Knorst (1998)
 Career: 2, Chris Bootcheck (1998-00)
 2, Ryan Halla (1993-95)
 2, Kevin Knorst (1998-00)
 2, Scott Roney (1978)

SAVES

Series: 2, Colter Bean (1998)
 2, Patrick Dunham (1997)
 2, Finley Woodward (1995)
 2, Joe Beckwith (1976)
 Career: 2, Colter Bean (1998)
 2, Patrick Dunham (1997)
 2, Finley Woodward (1995)
 2, Joe Beckwith (1976)

INNINGS PITCHED

Game: 13.0, Q.V. Lowe vs. Clemson (1967)
 Series: 25.0, Q.V. Lowe (1967) [2 games]
 Career: 27.1, Levale Speigner (2000-03) [6 games]

STRIKEOUTS

Game: 14, John Powell vs. Arizona (5/28/93) [9 IP]
 14, Q.V. Lowe vs. Clemson (1967) [13 IP]
 Series: 26, Q.V. Lowe (1967) [2 games]
 22, John Powell (1994) [2 games]
 Career: 36, John Powell (1993-94) [3 games]

BASES ON BALLS

Game: 6, Josh Sullivan vs. Florida State (6/4/05)
 6, Ryan Halla vs. Okla. State (5/29/93)
 Series: 6, Josh Sullivan (2005) [1 game]
 6, Ryan Halla (1993) [1 game]
 6, Tim Hudson (1997) [2 games]
 Career: 13, Ryan Halla (1993-95) [6 gms./23.1 IP]





SEC TOURNAMENT

SEC TOURNAMENT RESULTS

Year	Opponent	Score	Result	Location
1978	Georgia	8-7 [12]	W	Gainesville, Fla.
	Mississippi State	10-7	W	Gainesville, Fla.
	Mississippi State	2-3	L	Gainesville, Fla.
	Mississippi State	8-5	W	Gainesville, Fla.
1980	Vanderbilt	3-2	W	Gainesville, Fla.
	Ole Miss	7-4	W	Gainesville, Fla.
	Vanderbilt	3-16	L	Gainesville, Fla.
	Vanderbilt	0-13	L	Gainesville, Fla.
1986	Alabama	7-8 [11]	L	Baton Rouge, La.
	Georgia	7-11	L	Baton Rouge, La.
1987	LSU	9-8	W	Athens, Ga.
	Kentucky	5-4 [10]	W	Athens, Ga.
	Mississippi State	3-4	L	Athens, Ga.
	LSU	2-4	L	Athens, Ga.
1988	Mississippi State	7-10	L	Starkville, Miss.
	Florida	3-4	L	Starkville, Miss.
1989	Mississippi State	5-3	W	Gainesville, Fla.
	Georgia	8-9	L	Gainesville, Fla.
	LSU	8-5	W	Gainesville, Fla.
	Florida	4-2 [10]	W	Gainesville, Fla.
1990	Mississippi State	2-16	L	Hoover, Ala.
	Vanderbilt	3-4	L	Hoover, Ala.
1991	Florida	7-8	L	Baton Rouge, La.
	Kentucky	8-5	W	Baton Rouge, La.
	Miss. State	0-1 [7]	L	Baton Rouge, La.
1992	Florida	0-2	L	New Orleans, La.
	Mississippi State	1-4	L	New Orleans, La.
1993	Alabama	13-4	W	Baton Rouge, La.
	Arkansas	3-1	W	Baton Rouge, La.
	LSU	5-16	L	Baton Rouge, La.
	Mississippi State	10-13 [10]	L	Baton Rouge, La.
1994	Arkansas	3-1 [17]	W	Oxford, Miss.
	Mississippi State	2-1	W	Oxford, Miss.
	LSU	2-3	L	Oxford, Miss.
	Mississippi State	9-5	W	Oxford, Miss.
	LSU	4-5	L	Oxford, Miss.
1995	Mississippi State	0-1	L	Starkville, Miss.
	Ole Miss	10-3	W	Starkville, Miss.
	LSU	5-7	L	Starkville, Miss.
1997	Arkansas	7-3	W	Columbus, Ga.
	LSU	2-5	L	Columbus, Ga.
	Mississippi State	5-4	W	Columbus, Ga.
	Florida	5-17	L	Columbus, Ga.
1998	Alabama	11-8	W	Hoover, Ala.
	Florida	6-4	W	Hoover, Ala.
	Alabama	3-4	L	Hoover, Ala.
	Alabama	9-1	W	Hoover, Ala.
	Arkansas	7-5	W	Hoover, Ala.
1999	LSU	6-2	W	Hoover, Ala.
	Arkansas	3-2	W	Hoover, Ala.
	Arkansas	5-9	L	Hoover, Ala.
	Arkansas	6-9	L	Hoover, Ala.
2000	Florida	2-7	L	Hoover, Ala.
	South Carolina	4-11	L	Hoover, Ala.
2001	Georgia	4-8	L	Hoover, Ala.
	South Carolina	4-5	L	Hoover, Ala.
2002	LSU	1-2	L	Hoover, Ala.
	Arkansas	5-8	L	Hoover, Ala.
2003	Vanderbilt	3-1	W	Hoover, Ala.
	Alabama	5-7	L	Hoover, Ala.
	South Carolina	5-1	W	Hoover, Ala.
	Alabama	3-13 [7]	L	Hoover, Ala.
2010	Alabama	1-7	L	Hoover, Ala.
	South Carolina	3-1 [12]	W	Hoover, Ala.
	Ole Miss	7-10 [10]	L	Hoover, Ala.
2011	South Carolina	3-7	L	Hoover, Ala.
	Georgia	2-3	L	Hoover, Ala.

2012	Florida	1-6	L	Hoover, Ala.
	Georgia	3-2	W	Hoover, Ala.
	South Carolina	3-5	L	Hoover, Ala.
2013	Alabama	3-6	L	Hoover, Ala.
2015	Kentucky	6-3	W	Hoover, Ala.
	LSU	9-8	L	Hoover, Ala.
	Florida	11-2	L	Hoover, Ala.

SEC TOURNAMENT RESULTS BY YEAR

Year	Result	W-L	Location
1978	CHAMPIONS	3-1	Gainesville, Fla.
1980	Second	2-2	Gainesville, Fla.
1986	Fourth	0-2	Baton Rouge, La.
1987	Third	2-2	Athens, Ga.
1988	Sixth	0-2	Starkville, Miss.
1989	CHAMPIONS	4-1	Gainesville, Fla.
1990	Tied Fifth	0-2	Hoover, Ala.
1991	Fourth	1-2	Baton Rouge, La.
1992	Tied Seventh	0-2	New Orleans, La.
1993	Third	2-2	Baton Rouge, La. (West)
1994	Second	3-2	Oxford, Miss. (West)
1995	Tied Fourth	1-2	Starkville, Miss. (West)
1997	Fourth	2-2	Columbus, Ga.
1998	CHAMPIONS	4-1	Hoover, Ala.
1999	Third	2-2	Hoover, Ala.
2000	Tied Seventh	0-2	Hoover, Ala.
2001	Tied Seventh	0-2	Hoover, Ala.
2002	Tied Seventh	0-2	Hoover, Ala.
2003	Tied Third	2-2	Hoover, Ala.
2010	Tied Fifth	1-2	Hoover, Ala.
2011	Tied Seventh	0-2	Hoover, Ala.
2012	Tied Seventh	1-2	Hoover, Ala.
2013	Tied Ninth	0-1	Hoover, Ala.
2015	Tied Eighth	1-2	Hoover, Ala.

SEC TOURNAMENT RESULTS BY LOCATION

Location	Years	Record	Titles
Athens, Ga.	1	2-2	0
Baton Rouge, La.	3	3-6	0
Columbus, Ga.	1	2-2	0
Gainesville, Fla.	3	9-4	2
Hoover, Ala.	12	11-22	1
New Orleans, La.	1	0-2	0
Oxford, Miss.	1	3-2	0
Starkville, Miss.	2	1-4	0
	24	31-44	3

SEC TOURNAMENT RESULTS BY OPPONENT

Opponent	W-L
Alabama	3-6
Arkansas	5-3
Florida	2-7
Georgia	3-4
Kentucky	3-0
LSU	3-8
Ole Miss	2-1
Mississippi State	6-8
South Carolina	2-4
Tennessee	0-0
Vanderbilt	2-3
23 Tournaments	31-44



SEC TOURNAMENT

AUBURN IN SEC CHAMPIONSHIP SERIES

Mississippi State.....	2-6	L
Mississippi State.....	5-8	L
Mississippi State.....	3-4	L

at Alabama.....	3-2	W
at Alabama.....	5-4	W
***** CHAMPIONS *****		

LSU.....	3-4	L
at LSU.....	5-6	L

at Ole Miss.....	6-7	L
OLE MISS.....	7-4	W
OLE MISS.....	6-2	W
***** CHAMPIONS *****		

OLE MISS.....	10-9	W
at Ole Miss.....	0-7	L
at Ole Miss.....	0-5	L

at Miss. State.....	1-10	L
MISS. STATE.....	3-2	W
MISS. STATE.....	1-2	L

at Ole Miss.....	2-1	W
OLE MISS.....	9-6	W
***** CHAMPIONS *****		

at Kentucky.....	6-7	L
KENTUCKY.....	6-0	W
KENTUCKY.....	14-6	W
***** CHAMPIONS *****		

Note: Auburn represented the SEC's Eastern Division in all of its championship series appearances except for 1976, when the Tigers were a member of the SEC West.

AUBURN SEC TOURNAMENT RECORDS

BATTING

GAMES PLAYED

Series:	5, by 27 players
Career:	14, Jay Waggoner (1992-95)
	14, Mike Killmettt (1991-94)
	14, Brandon Moore (1991-94)

AT BATS

Game:	8, Mike Killmettt vs. Arkansas (5/19/94)
	8, Russell Whittenburg vs. Ark. (5/19/94)
Series:	24, Chris Hart (1989) [5 games]
Career:	59, Jay Waggoner (1992-95) [14 gms]
	59, Brandon Moore (1991-94) [14 gms]

RUNS

Game:	3, Tony Caldwell vs. Ole Miss (5/28/10)
	3, Heath Kelly vs. Arkansas (5/17/98)
	3, Andrew Albrecht vs. Ky. (5/17/91)
	3, Frank Thomas vs. Miss. St. (5/12/88)
	3, Dom Fucci vs. Miss. St. (5/15/78)
Series:	7, Heath Kelly (1998) [5 games]
Career:	11, Andrew Albrecht (1988-91) [12 gms]

HITS

Game:	4, Sean Gamble vs. Arkansas (5/23/02)
	4, Chad Wandall vs. Alabama (5/13/98)
	4, Shawn McNally vs. Ark. (5/19/94)
	4, Brandon Moore vs. Florida (5/13/92)
	4, Trey Gainous vs. Kentucky (5/15/87)
Series:	11, Scott Pratt (1998) [5 games]
Career:	19, Brandon Moore (1991-94) [14 gms]

RBI

Game:	5, Mark Bellhorn vs. LSU (5/20/95)
Series:	8, Mitch Duke (1993) [4 games]
Career:	13, Mark Bellhorn (1993-95) [12 gms]

DOUBLES

Game:	2, Heath Kelly vs. Alabama (5/16/98)
	2, Mailon Kent vs. Alabama (5/16/98)
	2, Brian Alyea vs. Miss. State (5/23/93)
	2, Tony Haney vs. LSU (5/14/87)
	2, Steve Renfroe vs. Vandy (5/13/80)
	2, J.B. Brown vs. Miss. State (5/13/78)
Series:	4, Heath Kelly (1998) [5 games]
Career:	6, Mailon Kent (1998-01) [12 games]

TRIPLES

Game:	1, Chris Christopher vs. Miss. St. (5/23/93)
	1, Anfernee Grier vs. Florida (5/21/15)
	1, Jackson Burgreen vs. Kentucky (5/20/15)
Series:	1, three times (most recently Grier/Burgreen in 2015, 3 gms)
Career:	1, Chris Christopher (1991-93); Anfernee Grier (2015); Jackson Burgreen (2013-15)

HOME RUNS

Game:	2, Frank Thomas vs. Georgia (5/12/89)
	2, Mark Bellhorn vs. LSU (5/20/95)
Series:	2, Todd Faulkner (1998) [5 games]
	2, Mark Bellhorn (1995) [3 games]
	2, Mark Bellhorn (1994) [5 games]
	2, Brandon Moore (1993) [4 games]
	2, Chris Hart (1989) [5 games]
	2, Frank Thomas (1989) [5 games]
	2, Dom Fucci (1978) [4 games]
Career:	4, Frank Thomas (1987-89) [11 games]
	4, Mark Bellhorn (1993-95) [12 games]

STOLEN BASES

Game:	2, Jay Gonzalez vs. Georgia (5/23/12)
	2, Scott Pratt vs. Alabama (5/16/98)
	2, Shawn McNally vs. Ark. (5/19/94)
Series:	3, Melvin Gray (2015) [3 games]

BASES ON BALLS

Game:	3, Six times (most recent: Damon Haecker; 5/20/15 vs. LSU)
Series:	9, Alan Mock (1980) [4 games]
Career:	13, Mark Bellhorn (1993-95) [12 gms]

STRIKEOUTS

Game:	5, Russell Whittenburg vs. Ark. (5/19/94)
Series:	8, Josh Etheredge (1997) [4 games]
Career:	13, Josh Etheredge (1997-98) [9 games]

BATTING AVERAGE

Series [min. 15 AB]:	.563, Brian Alyea (1993) [9-for-16 in 4 games]
Career [min. 25 AB]:	.481, Trey Gainous (1986-87) [13-for-27 in 6 games]

PITCHING

GAMES PITCHED

Series:	4, Scott Roney (1978)
Career:	7, Scott Renner (1987-91)

GAMES STARTED

Series:	2, John Powell (1993)
	2, John Powell (1991)
	2, Phil Deriso (1980)
Career:	6, John Powell (1991-94)

GAMES RELIEVED

Series:	4, Reid Roney (1978)
Career:	6, Jon Hebel (1990-93)

WINS

Series:	2, Kevin Knorst (1998)
	2, Tommy Youngblood (1989)
	2, Gregg Olson (1987)
Career:	2, Colter Bean (1996-00)
	2, Kevin Knorst (1997-98)
	2, Ryan Halla (1993-95)
	2, Mike Ferry (1989-90)
	2, Tommy Youngblood (1987-89)
	2, Gregg Olson (1986-88)
	2, Mark Shiflett (1978-80)

LOSSES

Series:	1, 33 tied with
Career:	2, eight tied with

INNINGS PITCHED

Game:	9.0, Chris Morrison vs. Miss. (5/19/95)
	9.0, Kevin Humphreys vs. MSU (5/20/94)
	9.0, John Powell vs. Arkansas (5/19/94)
Series:	11.0, Tommy Youngblood (1989)
Career:	33.1, John Powell (1991-94)

STRIKEOUTS

Game:	13, John Powell vs. Ark. (5/19/94) [9 IP]
Series:	14, John Powell (1991) [8.0 IP, 2 games]
Career:	47, John Powell (1991-94) [33.1 IP]

BASES ON BALLS

Game:	5, six tied with
Series:	8, Phil Deriso (1980) [9.0 IP, 2 games]
Career:	15, Jon Hebel (1990-93) [13.0 IP]





HONORS AND AWARDS

ROTARY SMITH AWARD

1997 Tim Hudson, RHP-OF

ROTARY SMITH AWARD FINALIST

1997 Tim Hudson, RHP-OF
2000 Todd Faulkner, 1B

ALL-AMERICANS (24)

1958 Pat Duke, C (ABCA)
1962 Larry Nichols, CF (ABCA)
1964 Jimmy Barfield, 3B (ABCA)
1967 Q.V. Lowe, P (ABCA)
1978 Dom Fucci, 1B (ABCA)
1987 Gregg Olson, P (BA)
1988 Gregg Olson, P (ABCA, BA)
1989 Frank Thomas, 1B (Consensus)
1993 John Powell, P (ABCA, BA, CB)
1994 Jay Waggoner, 1B (NCBWA)
1995 Mark Bellhorn, SS (BA)
Ryan Halla, P (BA, CB)
Finley Woodward (CB)
1997 Tim Hudson, UT (BA, CB)
1999 Casey Dunn, C (BA, CB)
Brent Schoening (BA, CB)
Chris Bootcheck (CB)
2000 Todd Faulkner, 1B (BA, CB)
Gabe Gross, OF (BA, CB)
2003 Steven Register, P (CB)
2005 John Madden, RP (CB)
2010 Hunter Morris (BA, NCBWA, CB)
Brian Fletcher (NCBWA)
2016 Anfernee Grier (BA, NCBWA, D1, PG)

FRESHMEN ALL-AMERICANS (14)

1998 Todd Faulkner (CB)
Hayden Gliemmo (CB, BA, SN)
1999 Gabe Gross (CB, BA)
2000 Bobby Huddleston (BA)
Jonathan Schuerholz (CB-HM)
2001 Javon Moran (CB)
2002 Tug Hulett (CB-HM)
Chuck Jeroloman (CB-HM)
2006 Mike Bianucci (CB, BA)
Luke Greinke (CB)
2008 Grant Dayton (CB)
Brian Fletcher (CB, BA, NCBWA)
Hunter Morris (CB, BA, NCBWA)
Casey McElroy (CB)
2009 Keegan Thompson (CB, BA, PG)
2014

ACADEMIC ALL-AMERICANS (9)

1972 Joe Haefner (1st Team)
1981 Robert Sorrell (2nd Team)
1982 Robert Sorrell (1st Team)
1987 David (Rock) Wilson (3rd Team)
1991 Jeff Letherman (1st Team)
1997 Adam Sullivan (2nd Team)
1999 Casey Dunn (1st Team)
2001 Gabe Gross (2nd Team)
2008 Ben Jones (2nd Team)
2015 Cole Lipscomb (2nd Team)

USA NATIONAL TEAM (8)

1987 Gregg Olson, P
1993 Mark Bellhorn, SS
1993 John Powell, P
1994 Mark Bellhorn, SS
2003 Steven Register, P
2006 Tom Slater, Assistant Coach
2008 Hunter Morris, IF
2015 Anfernee Grier, OF

NATIONAL FRESHMAN OF THE YEAR

1998 Hayden Gliemmo, UT (BA)

ABCA SOUTH REGION COACH OF THE YEAR

1994 Hal Baird

ABCA ALL-SOUTH REGION

1977 Joe Beckwith, P
1978 Dom Fucci, 1B
1982 Doug Gilcrease, SS (2nd)
1985 Paul Foster, OF
Bo Jackson, DH
1986 Paul Foster, OF
1987 Gregg Olson, P (2nd)
1988 Gregg Olson, P
1989 Clark Preble, OF
Frank Thomas, 1B
1990 Tim Edge, C (2nd)
1993 John Powell, P
Cliff Shanks, DH (2nd)
1994 Brandon Moore, SS (2nd)
Jay Waggoner, 1B (2nd)
1995 Mark Bellhorn, SS
Ryan Halla, P
Shawn McNally, OF
Finley Woodward, RP
Chris Morrison, P (2nd)
1997 Tim Hudson, P
Tim Hudson, OF
Casey Dunn, C (2nd)
2000 Todd Faulkner, 1B
Gabe Gross, OF
Chris Bootcheck, P (2nd)
2002 Bobby Huddleston, C
2003 Steven Register, P
Tug Hulett, 2B (2nd)
2005 John Madden, RP
2006 Mike Bianucci, DH
2007 Mike Bianucci, OF (2nd)
2010 Brian Fletcher, OF
Hunter Morris, 1B
Trent Mummy, OF (2nd)
2016 Anfernee Grier, OF (2nd)

NCBWA DISTRICT III PLAYER OF THE YEAR

2000 Todd Faulkner, 1B

NATIONAL PLAYER OF THE WEEK

2000 Gabe Gross, OF (CB, 2/14)
2001 Gabe Gross, OF (NCBWA, 4/15)
2002 Eric Brandon, RHP (NCBWA, 3/4)
Eric Brandon, RHP (CB, 3/4)
Colby Paxton, RHP (CB, 3/18)
2007 Josh Donaldson, C (CB, 2/12)
2010 Brian Fletcher, OF (NCBWA, 3/1)
Hunter Morris, 1B (NCBWA, 3/22)

SEC PLAYER OF THE YEAR

1997 Tim Hudson, RHP-OF
2010 Hunter Morris, 1B

SEC COACH OF THE YEAR

1937 Dell Morgan
1958 Joe Connally
1963 Paul Nix
1967 Paul Nix
1976 Paul Nix
1978 Paul Nix

ALL-SEC

1951 Bill Letchworth, P
1952 Inman Veal, UT
1954 Jim Pyburn, 3B
Doug Dickey, CF
Paul Susce, P
1955 Doug Dickey, RF
1956 Alton Shell, RF
1957 Rex Frederick, RF

1958 L.F. Lanier, RF
Pat Duke, C
Red Roberts, P

1960 Jim Douglas, 2B
Alan Koch, P

1961 Jim Douglas, 2B
Larry Nichols, OF

1962 Larry Nichols, OF
1963 Jim Bachus, OF
Vic Svetlay, C
Joe Overton, P

1964 Jimmy Martin, 2B
Jim Barfield, 3B
Otis Bibb, UT
Harry Doles, C
Jimmy Crysel, P

1965 Pete McKenzie, 2B
Dink Haire, OF
Harry Doles, C
Monte Sharpe, P

1966 Scotty Long, SS
Frank Fryer, OF
Q.V. Lowe, P

1967 Greg Golden, 3B
Rick Countryman, OF
Q.V. Lowe, P

1968 Frank Baldasare, 1B
George Simmons, OF

1969 John Shafer, SS
1970 Andy Merchant, C
1971 Joe Martin, OF

1972 Andy Merchant, C
Joe Haefner, OF
Andy Merchant, C

1974 Vick Sharek, 3B
Davis May, P

1976 Richie Howard, 3B
Curt Cope, OF
Tommy Morton, C
Joe Beckwith, P
Robert Hudson, P

1977 Joe Beckwith, P
1978 Dom Fucci, 1B
J.B. Brown, 2B

1982 Doug Gilcrease, SS
1985 Paul Foster, OF
1986 Paul Foster, OF
1987 Frank Thomas, 1B
Gregg Olson, P
Rock Wilson, OF
Kevin Henry, 3B (2nd)

1988 Frank Thomas, 1B
Clark Preble, OF
Gregg Olson, P
Kevin Henry, 3B (2nd)

1989 Frank Thomas, 1B
Tommy Youngblood, P

1990 Tim Edge, C
1991 John Powell, P
1992 John Powell, P (2nd)
1993 Mitch Duke, C
John Powell, P
Cliff Shanks, DH (2nd)

1994 Jay Waggoner, 1B
Kevin Chabot, DH (2nd)
Mike Killimett, OF (2nd)
Brandon Moore, SS (2nd)
John Powell, P (2nd)

1995 Mark Bellhorn, SS
Chris Morrison, P
Kevin Chabot, OF (2nd)
Ryan Halla, P (2nd)
Jay Waggoner, 1B (2nd)

1996 Josh Ethredge, 1B (2nd)



HONORS AND AWARDS

- 1997** Casey Dunn, C
Tim Hudson, P
Tim Hudson, OF
Adam Sullivan, OF (2nd)
- 1998** Todd Faulkner, DH
Josh Etheredge, OF (2nd)
Scott Pratt, SS (2nd)
- 1999** Casey Dunn, C
Brent Schoening, P
Mailon Kent, OF (2nd)
- 2000** Chris Bootcheck, P
Todd Faulkner, 1B
Gabe Gross, OF
Colter Bean, P (2nd)
Mailon Kent, OF (2nd)
- 2001** Gabe Gross, OF
Mailon Kent, OF (2nd)
- 2002** Bobby Huddleston, DH (2nd)
Trent Pratt, C (2nd)
- 2003** Steven Register, P
Tug Hulett, 2B
Karl Amonite, 1B (2nd)
Bobby Huddleston, DH (2nd)
Javon Moran, OF (2nd)
- 2004** Steven Register, P (2nd)
- 2005** Josh Bell, C
John Madden, RP
Clete Thomas, OF (2nd)
- 2006** Mike Bianucci, DH (1st & FR)
Luke Greinke, OF (FR)
- 2007** Mike Bianucci, OF (2nd)
Robert Brooks, 2B (FR)
- 2008** David Cunningham, 3B (FR)
Grant Dayton, SP (FR)
Brian Fletcher, OF (FR)
Hunter Morris, 1B (2nd & FR)
- 2010** Grant Dayton, SP (2nd)
Brian Fletcher, OF
Ryan Jenkins, C (2nd)
Hunter Morris 1B
Trent Mummey, OF
Kevin Patterson, DH
- 2011** Casey McElroy, SS
Tony Caldwell, C (2nd)
- 2012** Ryan Tella, OF (2nd)
- 2013** Garrett Cooper, 1B (2nd)
- 2014** Keegan Thompson, SP (FR)
- 2015** Cole Lipscomb, SP (2nd)
- 2016** Anfernee Grier, OF (2nd & PRE)

SEC ALL-EASTERN
DIVISION

- 1961** Jack Anderson, 1B
Jim Douglas, 2B
Larry Nichols, OF
Jim Boyd, Pp
- 1962** Wayne Fowler, UT
Larry Nichols, OF
Joe Overton, P
- 1963** Otis Bibb, SS
Jim Bachus, CF
Vic Svetley, C
Joe Overton, P
- 1964** Jimmy Martin, 2B
Jim Barfield, 3B
Otis Bibb, SS
Jim Bachus, OF
Dink Haire, OF
Harry Doles, C
Jim Crysel, P
- 1965** Pete McKenzie, 2B
Dink Haire, OF
Frank Fryer, OF
Harry Doles, C
Monte Sharpe, P

- 1966** Ralph Wells, 3B
Scotty Long, SS
Frank Fryer, OF
Q.V. Lowe, P
- 1967** Pete McKenzie, 2B
Greg Golden, 3B
Scotty Long, UT
Rick Countryman, OF
Q.V. Lowe, P
- 1968** Frank Baldasare, 1B
Greg Golden, 3B
George Simmons, OF
- 1969** John Shafer, SS
Andy Merchant, C
- 1970** Pete Rancont, SS
Andy Merchant, C
- 1971** Pete Rancont, SS
Joey Martin, OF
Andy Merchant, C
Earl Nance, P
- 1972** Joe Haefner, OF
Andy Merchant, C
- 1973** Vic Sharek, 3B
Mark Hatchett, OF
- 1974** Vic Sharek, 3B
David May, P

SEC ALL-WESTERN DIVISION

- 1976** Dave Duffner, 1B
Mickey Miller, 2B
Richie Howard, 3B
Curt Cope, OF
Tommy Marton, C
Joe Beckwith, P
Robert Hudson, C
- 1977** John Trageser, P
Joe Beckwith, P
- 1978** Dom Fucci, 1B
J.B. Brown, 2B
Pat Keedy, SS
- 1979** Dom Fucci, 1B
Robert Sorrell, OF
Steve Renfroe, OF
- 1980** Steve Renfroe, OF
- 1981** Johnny Tutt, OF
- 1982** Doug Gilcrease, SS
David Mogentale, OF
- 1985** Paul Foster, OF

SEC PLAYER OF THE WEEK

- 1987** Tony Haney (3/23)
Frank Thomas (4/7)
- 1988** Jeff Livesey (3/22)
- 1989** Clark Preble (4/17)
- 1990** Todd O'Donnell (4/2)
Tim Edge (4/10)
- 1991** Brannen Veal (3/18)
Andrew Albrecht (3/25)
- 1995** Shawn McNally (5/8)
- 1996** Josh Etheredge (4/1)
- 1997** Josh Etheredge (5/5)
- 1999** Jamie Kersh (3/29)
Casey Dunn (5/17)
- 2000** Gabe Gross (3/20)
Todd Faulkner (5/15)
- 2001** Gabe Gross (2/12)
Gabe Gross (4/16)
Mailon Kent (4/23)
Mailon Kent (5/14)
- 2002** Trent Pratt (5/13)
- 2003** Josh Bell (2/17)
Bobby Huddleston (3/3)
Tug Hulett (3/24)
- 2005** Josh Bell (3/28)
- 2006** Mike Bianucci (2/20)
- 2007** Mike Bianucci (2/26)

- 2010** Brian Fletcher (3/1)
Hunter Morris (3/22)
Justin Frajejas (4/12)
Hunter Morris (4/26)
Trent Mummey (5/3)
- 2011** Casey McElroy (3/21)
- 2012** Ryan Tella (3/26)
Blake Austin (4/29)
- 2013** Damek Tomscha (5/6)
- 2015** Anfernee Grier (3/2)

SEC PITCHER OF THE WEEK

- 1989** Tommy Youngblood (5/8)
- 1991** John Powell (4/29)
- 1992** Mark Fuller (5/4)
- 1993** John Powell (4/19)
- 1994** John Powell (5/2)
- 1995** Ryan Halla (4/3)
Chris Morrison (4/24)
Tim Hudson (3/31)
- 1997** Tim Hudson (3/31)
- 1998** Hayden Gliemmo (4/6)
- 2000** Colter Bean (3/27)
Colter Bean (4/17)
- 2001** Hayden Gliemmo (4/2)
- 2002** Eric Brandon (3/4)
Colby Paxton (3/18)
- 2005** Josh Sullivan (3/14)
- 2008** Bryan Woodall (3/24)
- 2012** Derek Varadore (2/20)
- 2013** Conner Kendrick (5/20)
- 2015** Keegan Thompson (4/13)
Cole Lipscomb (4/20)
- 2016** Justin Camp (4/18)

SEC FRESHMAN OF THE WEEK

- 2007** Taylor Thompson (4/9)
- 2008** Grant Dayton (5/5)
- 2011** Dillon Ortman (4/11)
- 2013** Jordan Ebert (5/13)
- 2014** Keegan Thompson (3/3)

NCAA REGIONAL
TOURNAMENT MVP

- 1994** John Powell, P
- 1997** Tim Hudson, P-OF
- 1999** Mailon Kent, OF

NCAA REGIONAL
ALL-TOURNAMENT

- 1987** Rock Wilson, OF
- 1989** Joe Siwa, C
Frank Thomas, 1B
- 1993** John Powell, P
Cliff Shanks, DH
- 1994** Robert Lewis, C
Mark Bellhorn, 2B
Mike Killimett, OF
Dallan Ruch, DH
John Powell, P
- 1995** Mark Bellhorn, SS
Kirby Clark, C
Ryan Halla, P
Mark Weeks, 3B
- 1997** Josh Etheredge, DH
Bryan Hebson, P
Tim Hudson, P
Jamie Kersh, 1B
Rob Macroy, 2B
Adam Sullivan, OF
Chad Wandall, 3B
- 1998** Josh Etheredge, OF
Todd Faulkner, 1B
Heath Kelly, 2B
Scott Pratt, SS
Brent Schoening, P





HONORS AND AWARDS

- 1999** Casey Dunn, C
Todd Faulkner, 1B
Dominic Rich, 2B
Mailon Kent, OF
Hayden Gliemmo, P
- 2000** Todd Faulkner, 1B
Gabe Gross, OF
- 2001** Eric Brandon, P
Todd Faulkner, 1B
Gabe Gross, OF
Jonathan Schuerholz, SS
- 2003** Javon Moran, OF
Colby Paxton, OF
Scott Schade, 3B
- 2005** Karl Amonite, 1B
Josh Donaldson, 3B
Bruce Edwards, OF
Tyler Johnstone, 2B
Clete Thomas, OF
- 2010** Justin Fradejas, OF
Ryan Jenkins, C
Hunter Morris, 1B
Trent Mummey, DH
- 2015 Jackson BURGHEEN, OF

SEC ALL-TOURNAMENT

- 1978** Dom Fucci, 1B
J.B. Brown, 2B
Bo Fucci, DH
- 1980** Johnny Tutt, OF
Darrell Wilkes, OF
John Metasavage, DH
- 1986** Trey Gainous, OF
Pat Bailey, UT
- 1987** Kevin Henry, 3B
Trey Gainous, OF
- 1989** Chris Hart, OF
Jeff Leatherman, 2B
Clark Preble, OF
Frank Thomas, 1B
Tommy Youngblood, P
- 1993** Brian Alyea, 1B
Mitch Duke, C
- 1994** Mark Bellhorn, 2B
Ryan Halla, P
Shawn McNally, 3B
John Powell, P
- 1995** Frank Sanders, OF
- 1997** Mark Bellhorn, SS
- 1999** Kevin Knorst, P
- 1998** Hayden Gliemmo, OF
Heath Kelly, 2B
Chad Wandall, 3B
- 1999** Mailon Kent, OF
- 2003** Bobby Huddleston, C
Arnold Hughey, P
Javon Moran, OF

ACADEMIC ALL-SEC

- 1971** Jack Baker, 1B
Pete Rancont, SS
Earl Nance, P
- 1972** Joe Haefner, LF
- 1973** Bill Lawrence, P
- 1974** Vic Sharek, 3B
- 1975** Dennis Bailey, CF
- 1976** Robert Hudson, P
- 1977** Robert Hudson, P
- 1979** Lynn Humphries, P
- 1981** Alan Mock, 2B
Robert Sorrell, OF
- 1982** Russell Smith, 2B
Robert Sorrell, OF
Sam Sasso, OF
Gary Smith, P
- 1983** Russell Smith, 2B

- 1985** Scott Tillery
Rock Wilson
- 1986** Tony Haney
Rock Wilson
- 1987** Tony Haney
Rock Wilson
- 1988** Tony Haney
Clark Preble
- 1989** Derek Crownover
Jeff Leatherman
Clark Preble
- 1990** Tommy Youngblood
Mickey Tomey, C
Jeff Leatherman
John Moorer
- 1991** Todd O'Donnell
Tommy Carter
Mark Fuller, P
Jon Hebel, P
Jeff Leatherman
Todd O'Donnell
- 1992** Mark Fuller, P
Todd O'Donnell
Mickey Tomey, C
Jason Johnson, P
Jay Waggoner, 3B
- 1994** Jay Waggoner, 1B
Russell Whittenburg, OF
- 1995** Todd Gober, P
Jason LeBoeuf, P
- 1996** Elliot Brown, P
Kirby Clark, C
Adam Sullivan, OF
- 1997** Stephen Chambless, IF
Casey Dunn, C
Adam Sullivan, OF
Patrick Wootton, C
- 1998** Tucker Dearth, OF
Casey Dunn, C
George Jones, P
Kevin Knorst, P
Derek Reif, OF
- 1999** Tucker Dearth, OF
Casey Dunn, C
Todd Faulkner, 1B
Mailon Kent, OF
Derek Reif, OF
Joseph Zanthos, OF
- 2000** Tucker Dearth,
Todd Faulkner, 1B
Gabe Gross, OF
Mailon Kent, OF
Kevin Knorst, P
Lynn Shoop, OF
Joseph Zanthos, 1B
- 2001** Gabe Gross, OF
Mailon Kent, OF
Kevin Knorst, P
Lynn Shoop, OF
Joseph Zanthos, 1B
- 2002** Gabe Gross, OF
Mailon Kent, OF
Lynn Shoop, OF
Trent Wilson, OF
- 2003** Colby Paxton, P
Scott Schade, 3B
Josh Todd, IF
- 2004** Grant Cardwell, P
Lee Carter, P
Arnold Hughey, P
Nick Hulling, C
Colby Paxton, P
- 2005** Ted Bryant, P
Grant Cardwell, P
Chris Dennis, P
Mike Hnytko, C
Derek Sain, OF

- 2006** Josh Blake, P
Grant Cardwell, P
Andrew Hall, P
Clarence Nicely, P
- 2007** Josh Blake, P
Blake Carver, P
Chris Dennis, P
Ben Jones, OF
Philip Stringer, IF
- 2008** Paul Burnside, P
Evan Crawford, P
Jamie Drinkard, OF
Michael Hurst, P
Ben Jones, OF
- 2009** Justin Hargett, IF
Austin Hubbard, P
Michael Hurst, P
Jon Luke Jacobs, P
Ryan Jenkins, C
Ben Jones, OF
Cory Luckie, P
Chris O'Neil, P
Kevin Patterson, OF
- 2010** Zach Blatt
Dan Gamache
Justin Hargett
Austin Hubbard
Jon Luke Jacobs
Cory Luckie
Hunter Morris
Chris O'Neil
Kevin Patterson
- 2011** Brooks Beisner
Zach Blatt
Caleb Bowen
Justin Hargett
Jon Luke Jacobs
Cory Luckie
Chris O'Neil
Kevin Patterson
Patrick Savage
Mitchell Self
Derek Varnadore
- 2012** Bobby Andrews
Zach Blatt
Jon Luke Jacobs
Cory Luckie
Patrick Savage
Mitchell Self
Creede Simpson
Derek Varnadore
- 2013** Bobby Andrews
Zach Blatt
Cameron Blinka
Trey Cochran-Gill
Jordan Ebert
Sam Gillikin
Cole Lipscomb
Michael O'Neal
Dillon Ortman
Kody Ortman
Patrick Savage
Mitchell Self
- 2014** Brett Binning
Trey Cochran-Gill
Kevin Davis
Jordan Ebert
Sam Gillikin
Damon Haecker
Cole Lipscomb
Blake Logan
Michael O'Neal
Patrick Savage
JJ Shaffer
Connor Short
Keegan Thompson
Derek Varnadore

- 2015** Robby Clements
Kevin Davis
Sam Gillikin
Anfernee Grier
Cole Lipscomb
Blake Logan
Sam Mason
Rocky McCord
Austin Murphy
Cody Nulph
JJ Shaffer
Keegan Thompson
Izaac Yarbrough
- 2016** Ben Braymer
Justin Camp
Colton Campbell
Kevin Davis
Jordan Ebert
Marc Frazier
Sam Gillikin
Cole Lipscomb
Blake Logan
Sam Mason
Andrew Mitchell
Cody Nulph
JJ Shaffer
Keegan Thompson
Izaac Yarbrough



AUBURN IN MLB

JACK BAKER

Year Team G Avg AB R H RBI 2B 3B HR
1976 Boston 12 .130 23 1 3 2 0 0 1
1977 Boston 2 .000 3 0 0 0 0 0 0 0
Totals (2 years) 14 .115 26 1 3 2 0 0 1

SAM BARNES

Year Team G Avg AB R H RBI 2B 3B HR
1921 Detroit 7 .182 11 2 2 0 1 0 0

COLTER BEAN

Year Team G/GS W-L SV ERA IP H BB SO
2005 N.Y. (AL) 1/0 0-0 0 4.50 2.0 1 2 2
2006 N.Y. (AL) 2/0 0-0 0 9.00 2.0 2 2 1
2007 N.Y. (AL) 3/0 0-1 0 12.00 3.0 5 5 2
Totals (3 years) 6/0 0-1 0 9.00 7.0 8 9 5

JOE BECKWITH

Year Team G/GS W-L SV ERA IP H BB SO
1979 LA (NL) 17/0 1-2 2 4.38 37.0 42 15 28
1980 LA (NL) 38/0 3-3 0 1.95 60.0 60 23 40
1982 LA (NL) 19/1 2-1 1 2.70 40.0 38 14 33
1983 LA (NL) 42/3 3-4 1 3.55 71.0 73 35 50
1984 Kansas City 49/1 8-4 2 3.40 100.2 92 25 75
1985 Kansas City 49/0 1-5 1 4.07 95.0 99 32 80
1986 LA (NL) 15/0 0-0 0 6.87 18.1 28 6 13
Totals (7 years) 229/5 18-19 7 3.54 422.0 432 150 319

MARK BELLHORN

Year Team G Avg AB R H RBI 2B 3B HR
1997 Oakland 68 .228 224 33 51 19 9 1 6
1998 Oakland 11 .083 12 1 1 1 1 0 0
2000 Oakland 9 .154 13 2 2 0 0 0 0
2001 Oakland 38 135 74 11 10 4 1 2 1
2002 Chi. (NL) 146 258 445 86 115 56 24 4 27
2003 Chi. /Colo. 99 221 249 27 55 26 10 1 2
2004 Boston 138 264 523 93 138 82 37 3 17
2005 Bos./N.Y. (AL) 94 210 300 43 63 30 20 0 8
2006 San Diego 115 190 253 26 48 27 11 2 8
2007 Cincinnati 13 071 14 2 1 1 0 0 0
Totals (10 years) 731 230 2107 324 484 246 113 13 69

CHRIS BOOTCHECK

Year Team G/GS W-L SV ERA IP H BB SO
2003 Anaheim 4/1 0-1 0 9.58 10.1 16 6 7
2005 Anaheim 5/2 0-1 1 3.38 18.2 19 4 8
2006 Anaheim 7/0 0-1 0 10.45 10.1 16 9 7
2007 Anaheim 51/0 3-3 0 4.77 77.1 81 24 56
2008 Anaheim 10/0 0-1 0 10.13 16.0 30 12 14
2009 Pittsburgh 13/0 0-0 0 11.05 14.2 16 9 13
2013 N.Y. (AL) 1/0 0-0 0 9.00 1.0 2 2 1
Totals (7 years) 91/3 3-7 1 8.33 148.1 180 66 106

SOL CARTER

Year Team G/GS W-L SV ERA IP H BB SO
1931 Philadelphia 2/0 0-0 0 19.29 2.1 1 4 1

JUSTIN CHRISTIAN

Year Team G Avg AB R H RBI 2B 3B HR
2008 N.Y. (AL) 24 250 40 6 10 6 3 0 0
2011 San Fran. 18 255 47 6 12 4 5 0 0
2012 San Fran. 34 125 56 6 7 2 1 0 0
Totals (3 years) 76 203 143 18 29 12 9 0 0

EVAN CRAWFORD

Year Team G/GS W-L SV ERA IP H BB SO
2012 Toronto 10/0 0-0 0 6.75 8.0 10 4 5

GRANT DAYTON

Year Team G/GS W-L SV ERA IP H BB SO
2016 L.A. (NL) 25/0 0-1 0 2.05 26.1 14 6 39

JOSH DONALDSON

Year Team G Avg AB R H RBI 2B 3B HR
2010 Oakland 14 .156 32 1 5 4 1 0 1
2012 Oakland 75 241 274 34 66 33 16 0 9
2013 Oakland 158 301 579 89 174 93 37 3 24
2014 Oakland 158 255 608 93 155 98 31 2 29
2015 Toronto 158 297 620 122 184 123 41 2 41
2016 Toronto 155 284 577 122 164 99 32 5 37
Totals (6 years) 718 278 2690 461 748 450 158 12 141

CHARLIE GIBSON

Year Team G Avg AB R H RBI 2B 3B HR
1924 Philadelphia 12 .133 15 1 2 1 0 0 0

GEORGE GRANT

Year Team G/GS W-L SV ERA IP H BB SO
1923 St. Louis (AL) 4/0 0-0 0 5.19 8.2 15 3 2
1924 St. Louis (AL) 21/2 1-2 0 6.26 50.1 67 25 11
1925 St. Louis (AL) 12/0 0-2 0 6.06 16.1 26 8 7
1927 Cleveland 25/3 4-6 1 4.46 74.2 85 40 19
1928 Cleveland 28/18 10-8 0 5.04 155.1 196 76 39
1929 Cleveland 12/0 0-2 0 10.50 24.0 41 23 5
1931 Pittsburgh 11/0 0-0 0 7.41 17.0 28 7 6
Totals (7 years) 113/23 15-20 1 5.64 346.1 458 182 89

IVY GRIFFIN

Year Team G Avg AB R H RBI 2B 3B HR
1919 Philadelphia 17 .294 68 5 20 6 2 2 0
1920 Philadelphia 129 .238 467 46 111 20 15 1 0
1921 Philadelphia 39 .320 103 14 33 13 4 2 0
Totals (3 years) 185 257 638 65 164 39 21 5 0

GABE GROSS

Year Team G Avg AB R H RBI 2B 3B HR
2004 Toronto 44 .209 129 18 27 16 4 0 3
2005 Toronto 40 .250 92 11 23 7 4 1 1
2006 Milwaukee 117 .274 208 42 57 38 15 0 9
2007 Milwaukee 93 .235 183 28 43 24 12 2 7
2008 Mil./Tampa 143 .238 345 46 82 40 16 3 13
2009 Tampa 115 .227 282 31 64 36 16 1 6
2010 Oakland 105 .239 222 27 53 25 11 1 1
Totals (7 years) 657 239 1461 203 349 186 78 8 40

JOSH HANCOCK

Year Team G/GS W-L SV ERA IP H BB SO
2002 Boston 3/1 0-1 0 3.68 7.1 5 2 6
2003 Philadelphia 2/0 0-0 0 3.00 3.0 2 0 4
2004 Cin./Phil 16/11 5-2 0 5.09 63.2 73 28 36
2005 Cincinnati 11/0 1-0 0 1.93 14.0 11 1 5
2006 St. Louis 62/0 3-3 1 4.09 77.0 70 23 50
2007 St. Louis 8/0 0-1 0 3.55 12.2 14 5 9
Totals (6 years) 102/12 9-7 1 4.20 177.2 175 59 110

BRYAN HEBSON

Year Team G/GS W-L SV ERA IP H BB SO
2003 Montreal 2/0 0-0 0 13.50 2.0 4 1 1

BILL HIGDON

Year Team G Avg AB R H RBI 2B 3B HR
1949 Chicago (AL) 11 .304 23 3 7 1 3 0 0

BILLY HITCHCOCK (PLAYER)

Year Team G Avg AB R H RBI 2B 3B HR
1942 Detroit 85 211 280 27 59 29 8 1 0
1946 Det./Wash. 101 210 357 27 75 25 8 3 0
1947 St. Louis (AL) 80 222 275 25 61 28 2 2 1
1948 Boston (AL) 49 298 124 15 37 20 3 2 1
1949 Boston (AL) 55 204 147 22 30 9 6 1 0
1950 Phila. (AL) 115 273 399 35 109 54 22 5 1
1951 Phila. (AL) 77 306 222 27 68 36 10 4 1
1952 Phila. (AL) 119 246 407 45 100 56 8 4 1
1953 Detroit 22 211 38 8 8 0 0 0 0
Totals (9 years) 703 243 2249 231 547 257 67 22 5

BILLY HITCHCOCK (MANAGER)

Year Team W-L Pct. Finish
1960 Detroit 1-0 1.000 6th
1962 Baltimore 77-85 .475 7th
1963 Baltimore 86-76 .531 4th
1966 Atlanta 33-18 .647 5th
1967 Atlanta 77-82 .484 7th
Totals (5 years) 274-261 .512

JIMMY HITCHCOCK

Year Team G Avg AB R H RBI 2B 3B HR
1938 Boston (NL) 28 .171 76 2 13 7 0 0 0

TIM HUDSON

Year Team G/GS W-L SV ERA IP H BB SO
1999 Oakland 21/21 11-2 0 3.23 136.1 121 62 132
2000 Oakland 32/32 20-6 0 4.14 202.1 169 82 169
2001 Oakland 35/35 18-9 0 3.37 235.0 216 71 181
2002 Oakland 34/34 15-9 0 2.98 238.1 237 62 152
2003 Oakland 34/34 16-7 0 2.70 240.0 147 61 162
2004 Oakland 27/27 12-6 0 3.53 188.2 194 44 103
2005 Atlanta 29/29 14-9 0 3.52 192.0 194 65 115
2006 Atlanta 35/35 13-12 0 4.86 218.1 235 79 141
2007 Atlanta 34/34 16-10 0 3.33 224.1 221 53 132
2008 Atlanta 23/22 11-7 0 3.17 142.0 125 40 85
2009 Atlanta 7/7 2-1 0 3.61 42.1 49 13 30
2010 Atlanta 34/34 17-9 0 2.83 228.2 189 74 139
2011 Atlanta 33/33 16-10 0 3.22 215.0 189 56 158
2012 Atlanta 28/28 16-7 0 3.62 179.0 168 48 102
2013 Atlanta 21/21 8-7 0 3.97 131.1 120 36 95
2014 San Francisco 31/31 9-13 0 3.57 189.1 199 34 120
2015 San Francisco 24/22 8-9 0 4.44 123.2 134 37 64
Totals (17 yrs) 482/479 222-133 0 3.49 3126.2 2957 917 2080

TUG HULETT

Year Team G Avg AB R H RBI 2B 3B HR
2008 Seattle 30 224 49 2 11 2 1 0 1
2009 Kansas City 15 111 18 4 2 1 0 0 0
Totals (2 years) 45 .194 67 6 13 3 1 0 1

BO JACKSON

Year Team G Avg AB R H RBI 2B 3B HR
1986 Kansas City 25 207 82 9 17 9 2 1 2
1987 Kansas City 116 235 396 46 93 53 17 2 22
1988 Kansas City 124 246 439 63 108 68 16 4 35
1989 Kansas City 135 256 515 86 132 105 15 6 22
1990 Kansas City 111 272 405 74 110 78 16 1 28
1991 Philadelphia (AL) 23 225 71 8 16 14 4 0 3
1992 Chicago (AL) DNP-INJURED
1993 Chicago (AL) 85 232 284 32 66 45 9 0 16
1994 California 75 279 201 23 56 43 7 0 13
Totals (8 years) 693 250 2393 341 598 415 86 14 141

STACY JONES

Year Team G/GS W-L SV ERA IP H BB SO
1991 Baltimore 4/1 0-0 0 4.09 11.0 11 5 10
1996 Chicago (AL) 2/0 0-0 0 0.00 2.0 1 1 1
Totals (2 years) 6/1 0-0 0 3.46 13.0 12 6 11

PAT KEEDY

Year Team G Avg AB R H RBI 2B 3B HR
1985 California 3 500 4 1 2 1 0 1 0
1987 Chicago (AL) 17 .171 41 6 7 2 1 0 2
1989 Cleveland 9 214 14 3 3 1 2 0 0
Totals (3 years) 29 203 59 10 12 4 4 0 3

ALAN KOCH

Year Team G/GS W-L SV ERA IP H BB SO
1963 Detroit 7/1 1-1 0 10.80 10.0 21 9 5
1964 Det./Wash. 35/14 3-10 0 4.96 118.0 116 46 68
Totals (2 years) 42/15 4-11 0 5.41 128.0 137 54 73

BILL LATHAM

Year Team G/GS W-L SV ERA IP H BB SO
1985 N.Y. (NL) 7/3 1-3 0 3.97 22.2 21 7 10
1986 Minnesota 7/2 0-1 0 7.31 16.0 24 6 8
Totals (2 years) 14/5 1-4 0 5.35 38.2 45 13 18

TERRY LEACH

Year Team G/GS W-L SV ERA IP H BB SO
1981 N.Y. (NL) 21/1 1-1 0 2.57 35.0 26 12 16
1982 N.Y. (NL) 21/1 2-1 3 4.17 45.1 46 18 30
1985 N.Y. (NL) 22/4 3-4 1 2.91 55.2 48 14 30
1986 N.Y. (NL) 6/0 0-0 0 2.70 6.2 6 3 4
1987 N.Y. (NL) 44/12 11-1 0 3.22 131.1 132 29 61
1988 N.Y. (NL) 52/0 7-2 3 2.54 92.0 95 24 51
1989 NY (NL)/KC 40/3 5-6 0 4.17 95.0 97 40 36
1990 Minnesota 55/0 2-5 2 3.20 81.2 84 21 46
1991 Minnesota 50/0 1-2 0 3.61 67.1 82 14 32
1992 Chicago (AL) 51/0 6-5 0 1.95 73.2 57 20 22
Totals (10 years) 362/21 38-27 9 3.16 683.2 673 195 328

ERNIE MANNING

Year Team G/GS W-L SV ERA IP H BB SO
1914 St. Louis 4/0 0-0 0 3.60 10.0 11 3 3

ANDY MERCHANT

Year Team G Avg AB R H RBI 2B 3B HR
1975 Boston 1 .500 4 1 2 0 0 0 0
1976 Boston 2 .000 2 0 0 0 0 0 0
Totals (2 years) 3 .333 6 1 2 0 0 0 0

GUS NIARHOS

Year Team G Avg AB R H RBI 2B 3B HR
1946 New York (AL) 37 225 40 11 9 2 1 1 0
1948 New York (AL) 83 268 228 41 61 19 12 2 0
1949 New York (AL) 32 279 43 7 12 6 2 1 0
1950 NYY/CHW 42 324 105 17 34 16 4 0 0
1951 Chicago (AL) 41 256 168 27 43 10 6 0 1
1952 Boston (AL) 29 103 58 4 6 4 0 0 0
1953 Boston (AL) 16 200 35 6 7 2 1 1 0
1954 Philadelphia (NL) 3 200 5 0 1 0 0 0 0
1955 Philadelphia (NL) 7 111 9 1 1 0 0 0 0
Totals (9 years) 315 252 691 114 174 59 26 5 1

WILLARD NIXON

Year Team G/GS W-L SV ERA IP H BB SO
1950 Boston (AL) 22/15 8-6 2 6.04 101.1 126 58 57
1951 Boston (AL) 33/14 7-4 1 4.90 125.0 136 56 70
1952 Boston (AL) 23/13 5-4 0 4.86 103.2 115 61 50
1953 Boston 23/15 4-8 0 3.93 116.2 114 59 57
1954 Boston 31/30 11-12 0 4.06 199.2 182 87 102
1955 Boston 31/31 12-10 0 4.07 208.0 207 85 95
1956 Boston 23/22 9-8 0 4.21 145.1 142 57 74
1957 Boston 29/29 12-13 0 3.68 191.0 207 56 96
1958 Boston 10/8 1-7 0 6.02 43.1 48 11 15
Totals (9 years) 225/177 69-72 3 4.39 1234.0 1277 530 616





AUBURN IN MLB

GREGG OLSON

Year	Team	G/GS	W-L	SV	ERA	IP	H	BB	SO
1988	Baltimore	10/0	1-1	0	3.27	11.0	10	10	9
1989	Baltimore	64/0	5-2	27	1.69	85.0	57	46	90
1990	Baltimore	64/0	6-5	37	2.42	74.1	57	31	74
1991	Baltimore	72/0	4-6	31	3.18	73.2	74	29	72
1992	Baltimore	60/0	1-5	36	2.05	61.1	46	24	58
1993	Baltimore	50/0	0-2	29	1.60	45.0	37	18	44
1994	Atlanta	16/0	0-2	1	9.20	14.2	19	13	10
1995	Cle./K.C.	23/0	3-3	3	4.09	33.0	28	19	21
1996	Det./Hou.	52/0	4-0	8	4.99	52.1	55	35	37
1997	Minn./K.C.	45/0	4-3	1	5.58	50.0	58	28	34
1998	Arizona	64/0	3-4	30	3.01	68.2	56	25	55
1999	Arizona	61/0	0-4	14	3.71	60.2	54	25	45
2000	LA (N.L.)	13/0	0-1	0	5.09	17.2	21	7	15
2001	LA (N.L.)	28/0	0-1	0	8.03	24.2	26	20	24
Totals (14 years)		622/0	40-39	217	3.46	672.0	598	330	588

JIMMY OUTLAW

Year	Team	G	Avg	AB	R	H	RBI	2B	3B	HR
1937	Cincinnati	49	.273	165	18	45	11	7	3	0
1938	Cincinnati	4	—	0	1	0	0	0	0	0
1939	Boston (NL)	65	.263	133	15	35	5	2	0	0
1943	Detroit	20	.269	67	8	18	6	1	0	1
1944	Detroit	139	.273	535	69	146	57	20	6	3
1945	Detroit	132	.271	446	56	121	34	16	5	0
1946	Detroit	92	.261	299	36	78	31	14	2	2
1947	Detroit	70	.228	127	20	29	15	7	1	0
1948	Detroit	74	.283	198	33	56	25	12	0	0
1949	Detroit	5	.250	4	1	1	0	0	0	0
Totals (10 years)		650	.268	1974	257	529	184	79	17	6

RAY PRIM

Year	Team	G/GS	W-L	SV	ERA	IP	H	BB	SO
1933	Washington	2/1	0-1	0	3.14	14.1	13	2	6
1934	Washington	8/1	0-2	0	6.75	14.2	19	8	3
1935	Philadelphia	29/6	3-4	0	5.77	73.1	110	15	27
1943	Chicago (NL)	29/5	4-3	1	2.55	60.0	67	14	27
1945	Chicago (NL)	34/19	13-8	2	2.40	165.1	142	23	88
1946	Chicago (NL)	14/2	2-3	1	5.79	23.1	28	10	10
Totals (6 years)		116/34	22-21	4	3.56	351.0	379	72	161

JIM PYBURN

Year	Team	G	Avg	AB	R	H	RBI	2B	3B	HR
1955	Baltimore	39	.204	98	5	20	7	2	2	0
1956	Baltimore	84	.173	156	23	27	11	3	3	2
1957	Baltimore	35	.225	40	8	9	2	0	0	1
Totals (3 years)		158	.190	294	36	56	20	5	5	3

STEVEN REGISTER

Year	Team	G/GS	W-L	SV	ERA	IP	H	BB	SO
2008	Colorado	10/0	0-0	0	9.00	10.0	13	6	8
2009	Philadelphia	1/0	0-0	0	4.50	2.0	3	1	1
Totals (2 years)		11/0	0-0	0	8.25	12.0	16	7	9

DAVID ROSS

Year	Team	G	Avg	AB	R	H	RBI	2B	3B	HR
2002	Los Angeles	8	.200	10	2	2	2	1	0	1
2003	Los Angeles	40	.258	124	19	32	18	7	0	10
2004	Los Angeles	70	.170	165	13	28	15	3	1	5
2005	Pitt./S.D.	51	.240	125	11	30	15	8	1	3
2006	Cincinnati	90	.255	247	37	63	52	15	1	21
2007	Cincinnati	112	.203	311	32	63	39	10	0	17
2008	Cin./Boston	60	.225	142	18	32	13	9	0	3
2009	Atlanta	54	.273	128	18	35	20	9	0	7
2010	Atlanta	59	.289	121	15	35	28	13	2	2
2011	Atlanta	52	.263	152	14	40	23	7	0	6
2012	Atlanta	62	.256	176	18	45	23	7	0	9
2013	Boston	36	.216	102	11	22	10	5	0	4
2014	Boston	50	.184	152	16	28	15	7	0	7
2015	Chicago (NL)	72	.176	159	6	28	9	9	0	1
2016	Chicago (NL)	67	.229	166	24	38	32	6	0	10
Totals (15 years)		883	.229	2280	254	521	314	116	5	106

BEN SANKEY

Year	Team	G	Avg	AB	R	H	RBI	2B	3B	HR
1929	Pittsburgh	2	.143	7	1	1	0	0	0	0
1930	Pittsburgh	13	.167	30	6	5	0	0	0	0
1931	Pittsburgh	57	.227	132	14	30	14	2	5	0
Totals (3 years)		72	.213	169	21	36	14	2	5	0

ED SHERLING

Year	Team	G	Avg	AB	R	H	RBI	2B	3B	HR
1924	Philadelphia	4	.500	2	2	1	0	1	0	0

RED SMITH

Year	Team	G	Avg	AB	R	H	RBI	2B	3B	HR
1911	Brooklyn	28	.261	111	10	29	19	6	1	0
1912	Brooklyn	128	.286	486	75	139	57	28	6	4
1913	Brooklyn	151	.296	540	70	160	76	40	10	6
1914	Brook/Bos.	150	.272	537	69	146	85	27	9	7
1915	Boston	157	.264	549	66	145	65	34	4	2
1916	Boston	150	.259	509	48	132	60	16	10	3
1917	Boston	147	.295	505	60	149	62	31	6	2
1918	Boston	119	.298	429	55	128	65	20	3	2
1919	Boston	87	.245	241	24	59	25	6	0	1
Totals (9 years)		1117	.278	3907	477	1087	514	208	49	27

LEVALE SPEIGNER

Year	Team	G/GS	W-L	SV	ERA	IP	H	BB	SO
2007	Washington	19/6	2-3	0	8.78	40.0	58	23	19
2008	Washington	7/0	0-1	0	11.25	8.0	13	6	1
Totals (2 years)		26/6	2-4	0	9.19	48.0	71	29	20

SCOTT SULLIVAN

Year	Team	G/GS	W-L	SV	ERA	IP	H	BB	SO
1995	Cincinnati	3/0	0-0	0	4.91	3.2	4	2	2
1996	Cincinnati	7/0	0-0	0	2.25	8.0	7	5	3
1997	Cincinnati	59/0	5-3	1	3.24	97.1	79	30	96
1998	Cincinnati	67/0	5-5	1	5.21	102.0	98	36	86
1999	Cincinnati	79/0	5-4	3	3.01	113.2	88	47	78
2000	Cincinnati	79/0	3-6	3	3.47	106.1	87	38	96
2001	Cincinnati	79/0	7-1	0	3.31	103.1	94	36	82
2002	Cincinnati	71/0	6-5	1	6.06	78.2	93	31	78
2003	Cin./Chi. (AL)	65/0	6-0	0	3.66	64.0	48	32	56
2004	Kansas City	49/0	3-4	0	4.77	60.1	73	24	45
Totals (10 years)		558/0	40-28	9	3.98	737.1	670	281	622

STUART TATE

Year	Team	G/GS	W-L	SV	ERA	IP	H	BB	SO
1989	San Francisco	2/0	0-0	0	3.38	2.2	3	0	4

CLETE THOMAS

Year	Team	G	Avg	AB	R	H	RBI	2B	3B	HR
2008	Detroit	40	.284	116	7	33	9	9	1	1
2009	Detroit	102	.240	275	46	66	39	13	3	7
2012	Det./Minn.	15	.142	28	3	4	4	1	0	1
2013	Minn.	97	.214	290	39	67	13	15	0	4
Totals (4 years)		249	.233	709	95	165	65	38	4	13

FRANK THOMAS

Year	Team	G	Avg	AB	R	H	RBI	2B	3B	HR
1990	Chicago (AL)	60	.330	191	39	63	31	11	3	7
1991	Chicago (AL)	158	.318	559	104	178	109	31	2	32
1992	Chicago (AL)	160	.323	573	108	185	115	46	2	24
1993	Chicago (AL)	153	.317	549	106	174	128	36	0	41
1994	Chicago (AL)	113	.353	399	106	141	101	34	1	38
1995	Chicago (AL)	145	.308	493	102	152	111	27	0	40
1996	Chicago (AL)	141	.349	527	110	184	134	26	0	40
1997	Chicago (AL)	146	.347	530	110	184	125	35	0	35
1998	Chicago (AL)	160	.265	585	109	155	109	35	2	29
1999	Chicago (AL)	135	.305	486	74	148	77	36	0	15
2000	Chicago (AL)	159	.328	582	115	191	143	44	0	43
2001	Chicago (AL)	20	.221	68	8	15	10	3	0	4
2002	Chicago (AL)	148	.252	523	77	132	92	29	1	28
2003	Chicago (AL)	153	.267	546	87	146	105	35	0	42
2004	Chicago (AL)	74	.271	240	53	65	49	16	0	18
2005	Chicago (AL)	34	.219	105	19	23	26	3	0	12
2006	Oakland	137	.270	466	77	126	114	11	0	39
2007	Toronto	155	.277	531	63	147	95	30	0	26
2008	Tor./Oak	71	.240	246	27	59	30	7	1	8
Totals (18 years)		2322	.301	8199	1494	2468	1704	49		



AUBURN IN MLB DRAFT

YEAR	PLAYER, POS.	ROUND	CLUB
1965	Monte Sharp, LHP	22	Milwaukee
	Scott Long, SS*	52	Houston
1966	Edward Long, SS*	5	NY Yankees
	Ralph Walls, 3B	40	Atlanta
1967	Ray Cox, C	13	Cleveland
	Q.V. Lowe, RHP	19	Chicago Cubs
	George McKenzie, 2B	33	Detroit
1968	Michael Peden, C	18	Oakland
	Thomas Smith, RHP	2	Oakland
1970	Richard Nance, LHP*	2	Milwaukee
	Rick Eisenacher, RHP*	6	Baltimore
1971	Earl Nance, LHP*	3	Chicago White Sox
	Rick Eisenacher, RHP*	5	Detroit
	Ken Dempsey, OF	3	Minnesota
	Earl Nance, LHP	2	Boston
	Rick Eisenacher, RHP*	5	Minnesota
1975	Jack Baker, RHP	26	Boston
	James Handley, RHP	19	Chicago White Sox
1976	Davis May, RHP	24	Minnesota
	Terry Leach, RHP*	7	Boston
1977	Joe Beckwith, RHP*	12	Cleveland
	Ritchie Howard, 3B	28	Pittsburgh
1977	Joe Beckwith, RHP	2	Los Angeles
1978	Dom Fucci, 1B-OF*	6	Chicago White Sox
1979	Dom Fucci, 1B	5	Chicago White Sox
	Pat Keedy, 2B	5	California
	Steve Ranfroe, OF*	7	California
1980	Phil Deriso, LHP*	10	Montreal
	Mark Shifflett, LHP*	12	San Francisco
1981	John Tutt, OF	8	Baltimore
	Phil Deriso, LHP	18	Cleveland
	Mark Shifflett, LHP	27	New York Yankees
1982	Doug Gilcrease, SS	7	Kansas City
	Darryl Wilks, OF-1B	11	Cincinnati
	John Metasavage, 3B	25	New York Mets
	Dave Heath, C	26	California
1983	Bob Barry, 3B	36	Atlanta
1984	Stu Tate, RHP	8	San Francisco
1985	Tim McClain, RHP	7	Seattle
	Tim Lemons, 1B-RHP	13	Kansas City
	Bo Jackson, OF*	20	California
1986	Bo Jackson, OF	4	Kansas City
	Paul Foster, OF	26	Detroit
	David Plumb, C	26	Atlanta
1987	Mark Chapman, RHP	18	Milwaukee
1988	Gregg Olson, RHP	1	(4th) Baltimore
	Stacy Jones, RHP	3	Baltimore
	Jeff Livesey, C	13	New York Yankees
	David Adams, RHP*	29	St. Louis
	Ed Ohman, RHP	46	Texas
1989	Frank Thomas, 1B	1	(7th) Chicago White Sox
1990	Mike Ferry, RHP	4	Cincinnati
	Chris Hart, OF	5	Oakland
	Tim Edge, C	6	Pittsburgh
	Brad Holman, RHP	35	Detroit
1991	Tommy Carter, LHP	7	New York Yankees
	Andy Albrecht, OF	13	New York Yankees
	Brad Parker, 3B	34	Oakland
1992	Jeff Leatherman, 1B	47	Pittsburgh
	Scott Sullivan, RHP*	39	Milwaukee
1993	Scott Sullivan, RHP	2	Cincinnati
	Chris Christopher, OF	12	St. Louis
	John Powell, RHP*	13	New York Mets
	Jason Johnson, RHP	19	Colorado
	Jon Hebel, RHP	29	Cincinnati
1994	John Powell, RHP	9	Texas
	Frank Sanders, OF*	14	Seattle
	Brandon Moore, SS	17	Chicago White Sox
1995	Shawn McNally, RHP*	53	NY Mets
1995	Mark Bellhorn, SS	2	Oakland
	Shawn McNally, OF	13	St. Louis
	Jay Waggoner, 1B	23	Detroit
	Chris Morrison, RHP	34	Oakland
1996	Elliot Brown, RHP	6	Tampa Bay
	Kirby Clark, C	33	Philadelphia
1997	Bryan Hebson, RHP	1	(44th) Montreal
	Patrick Dunham, RHP	3	Seattle
	Tim Hudson, RHP	6	Oakland
	Finley Woodward, RHP	10	St. Louis
	Rob Macraay, 2B	12	St. Louis
1998	Scott Pratt, SS	3	Cleveland
	Heath Kelly, 2B	15	Florida
	Josh Ethieridge, OF	17	Colorado
1999	Brent Schoening, RHP	5	Minnesota
	Casey Dunn, C	15	Kansas City
	Chad Wandall, SS	21	Minnesota
	Brad Weis, LHP	28	Minnesota
	Paul Turco, SS	39	San Francisco

YEAR	PLAYER, POS.	ROUND	CLUB	
2000	Chris Bootcheck, RHP	1	(20th) Anaheim	
	Dominic Rich, 2B	2	Toronto	
	Brandon Mayfield, RHP	11	Philadelphia	
	Todd Faulkner, 1B*	12	New York Mets	
2001	Mailon Kent, OF*	30	St. Louis	
	Gabe Gross, OF	1	(15th) Toronto	
	Mailon Kent, OF	12	Atlanta	
2002	Todd Faulkner, 1B	22	New York Yankees	
	Trent Pratt, C	34	Anzoan	
	Jonathan Schuerholz, SS	8	Atlanta	
2003	Trent Pratt, C	12	Philadelphia	
	Mike Mueller, RHP	16	Atlanta	
	Javon Moran, OF	5	Detroit	
	Levale Speigler, RHP	14	Philadelphia	
	Bobby Huddleston, C	23	Minnesota	
2004	Calby Paxton, RHP*	32	Detroit	
	Steven Register, RHP	3	Texas	
	Sean Gamble, OF	6	Colorado	
	Tug Hulett, 2B	14	Philadelphia	
2005	Chuck Jerolaman, SS	21	Texas	
	Josh Sullivan, RHP	5	Boston	
	Josh Bell, C	6	Colorado	
	Clete Thomas, OF	6	Toronto	
	John Madden, RHP	8	Detroit	
	Michael Nix, RHP	11	San Diego	
	Arnold Hughley, LHP	13	Atlanta	
	Karl Amonte, 1B	13	San Diego	
			13	New York Yankees
	2006	Chris Dennis, RHP*	40	Texas
2007	Josh Donaldson, C	1	(48th) Chicago Cubs	
	Russell Dixon, OF	7	Houston	
	Bruce Edwards, OF	15	San Francisco	
	Brett Butts, RHP	19	Atlanta	
	Mike Bianucci, OF*	23	Anaheim	
	Philip Stringer, IF	24	Houston	
	Josh Blake, LHP	35	Arizona	
	2008	Mike Bianucci, OF	8	Texas
	Evan Crawford, LHP	8	Toronto	
	Matt Hall, IF	10	Tampa Bay	
Luke Greinke, UTIL	12	New York Yankees		
2009	Bryan Woodall, RHP	21	Arizona	
	Taylor Thompson, RHP*	25	Chicago White Sox	
	Joseph Sanders, IF	5	Colorado	
	Scott Shuman, RHP	19	Tampa Bay	
	Paul Burnside, RHP	39	Chicago White Sox	
2010	Taylor Thompson, RHP	44	Chicago White Sox	
	Trent Mummey, OF	4	Baltimore	
	Hunter Morris, IF	4	Milwaukee	
	Cole Nelson, LHP	10	Detroit	
	Grant Dayton, LHP	11	Florida	
	Austin Hubbard, RHP	14	Tampa Bay	
	Ryan Jenkins, C	17	Kansas City	
	Brian Fletcher, OF	18	Kansas City	
	Kevin Patterson, OF/1B*	23	Tampa Bay	
	Bradley Hendrix, RHP*	30	Cincinnati	
2011	Justin Fradejas, OF*	35	Colorado	
	Stephen Kohlscheen, RHP	45	Seattle	
	Dan Gamache, IF	6	Pittsburgh	
	Casey McElroy, IF	11	San Diego	
	Derek Varadore, RHP*	17	Florida	
2012	Bradley Hendrix, RHP*	22	Tampa Bay	
	Tony Caldwell, C	24	Florida	
	Kevin Patterson, 1B/DH	30	Toronto	
	Derek Varadore, RHP	9	New York Yankees	
2013	Ryan Tella, OF*	11	San Francisco	
	Slade Smith, RHP	17	Detroit	
	Creede Simpson, IF	25	Baltimore	
	Garrett Cooper, 1B	6	Milwaukee	
	Conner Kendrick, LHP	9	New York Yankees	
2014	Will Kendall, LHP	30	Pittsburgh	
	Jay Gonzalez, OF*	39	Texas	
	Trey Cochran-Gill, RHP	17	Seattle	
2015	Damek Tomscha, IF	17	Philadelphia	
	Rocky McCord, RHP*	31	Kansas City	
	Trey Wingerter, RHP	17	San Diego	
2016	Rocky McCord, RHP	26	Baltimore	
	Anfernee Grier, OF	1	(39th) Arizona	
	Joshua Palacios, OF	4	Toronto	
	Niko Buentello, IF	18	Detroit	
	Ben Braymer, LHP	18	Washington	
	Keegan Thompson, RHP*	33	Detroit	
Justin Camp, RHP	37	Kansas City		

KEY

* - Did not sign; ^ - January Secondary Phase; % - June Regular Phase; S - June Secondary Phase; Sd - June Secondary Delayed; Sa - June Secondary Active; # - January Regular Phase; & - Supplemental; () - Draft Pick





LETTERWINNERS (1949-PRESENT)

• A-A-A •

ADAMS, David	1984-85-87-88
ALBERCHT, Andy	1988-89-90-91
ALLEN, Doug	1983-84
ALVORD, Zach	2011-12
ALYEA, Brian	1993
AMONITE, Karl	2003, '05
ANDERSON, Jack	1959-60-61
ANDREWS, Bobby	2011-12-13
ARGENTI, Allen	1989
ARIAI, Gump	1934
ATKINS, Stewart	1990
AUSTIN, Blake	2011-12-13-14
AUSTIN, Darren	1989

• B-B-B •

BACHUS, Jim	1963-64
BAILEY, Dennis	1974-75
BAKER, Bob	1959-60
BAKER, Ernest	1950-52
BAKER, Jack	1971
BALDASARE, Frank	1967-68-69
BANDY, Hugh	1955
BARFIELD, Jimmy	1963-64
BASSO, Jamie	1982-83-84
BASSO, Sam	1982
BAXTER, Fred	1992
BAYNES, Ronnie	1964-65
BEAN, Colter	1998-99-00
BECKWITH, Joe	1974-75-76-77
BECTON, Dana	1979-80-81
BEARD, Chris	2000
BEISNER, Brooks	2011
BELL, Josh	2003-04-05
BELLHORN, Mark	1993-94-95
BENNETT, Andy	2006-07
BERRY, Bob	1981-82-83
BIANUCCI, Mike	2006-07-08
BIBB, Otis	1962-63-64
BIESEL, Andy	1988
BINNING, Brett	2014
BIRCHFIELD, James	1950
BISHOP, Ken	1971-72
BLACK, Jim	1976
BLAKE, Josh	2005-07
BLAKENEY, Larry	1968-69
BLATT, Zach	2009-10-11-12
BLAUSER, Jim	1966-67
BLINKA, Cameron	2012
BLODGETT, David	1971-72-73
BLOUDWORTH, Jack	1960-61
BOLLINGER, Allan	1978
BOOTCHECK, Chris	1998-99-00
BOOZER, Roger	1966-67-68
BOUTWELL, Jeff	2005-06
BOVERT, Paul	1966-67-68
BOWEN, Caleb	2009-10-11-12
BOX, Seth	1953
BOYD, Jim	1960-61-62
BRADBERRY, Buck	1952-53
BRANDON, Eric	2001-02
BRANSON, Dan	1954
BRAYMER, Ben	2016
BREAKFIELD, Bill	1960-61-62
BRISTOW, Justin	2006-07
BROOKS, Robert	2007
BROWN, Brad	1990-91
BROWN, Dave	1951-52-53
BROWN, Elliot	1996
BROWN, J.B.	1976-77-78-79

BROWN, Mark	1979
BROWN, Todd	1992
BRYANT, Justin	2010-12
BRYANT, Norman	1987
BRYANT, Ted	2005-06-07
BUENTELLO, Niko	2016
BURBANK, Bill	1955
BURGREEN, Jackson	2013-14-15-16
BURKETT, Jackie	1957-58-59
BURNHAM, Brett	2000-01
BURNSIDE, Paul	2006-07-08-09
BURROUGHS, Steve	1986-87-88
BURTON, Peter	1978
BUSH, Garrett	2010
BUTLER, Greg	1971-72-73
BUTLER, Ron	1987
BUTTS, Brett	2006-07

• C-C-C •

CALDWELL, Tony	2008-09-10-11
CAMERON, Bill	1971-72
CAMERON, Scott	2005
CAMP, Harvey	1950-51
CAMP, Justin	2013-14-15-16
CARDENAS, Gordon	2016
CARDWELL, Grant	2005-06
CARLAN, Charlie	1957-58-59
CARTER, Reid	2013
CARTER, Tommy	1989-90-91
CASON, Tommy	1969-70
CATCHINGS, Ben	1959-60-61
CAUTHEN, Dave	1955
CAWTHORNE, Bill	1957-58
CHABOT, Kevin	1993-94-95-96
CHAMBERS, Jerry Joe	1983
CHAPMAN, Bruce	1980
CHAPMAN, Mark	1984-85-86-87
CHILDERS, Steve	1981-82-83-84
CHRISTIAN, Bill	1950
CHRISTIAN, Justin	2001
CHRISTOPHER, Chris	1991-92-93
CHWALIK, Jay	1977
CIMO, Tanner	2012-13
CLARK, Kirby	1995-96
CLARK, Ryan	2005
CLAYTON, Ken	2002
CLEMENTS, Barry	1981-82
CLEMENTS, Robby	2014-15
COBB, Joe	1953
COCHRAN-GILL, Trey	2012-13
COLE, Jimmy	1950
COLEMAN, Travis	2005-06
COLLINS, Gene	1967-68-69
COLLINS, Ricky	1996
COMER, Don	1968
CONSTAN, Phil	1980-81-82
COOPER, Garrett	2012-13
COPE, Curt	1973-74-75-76
COPPINGER, Ty	1967-68-69
CORBIN, Ted	1990-91
COTTRELL, Al	1979
COUNTRYMAN, Rick	1967-68
COX, Ray	1966-67
CRAFT, Tony	1972-73
CRAFT, Ben	2015
CRAWFORD, Evan	2006-07-08
CROUCH, Jack	1956-57-58
CROWE, J.D.	2013
CROWNNOVER, Derrick	1988-89
CRYSEL, Jimmy	1963-64-65
CUNNINGHAM, David	2008

CUNNINGHAM, Jim	1983
CURLEE, Jack	1941-42-43
CURTIS, Terry	1971-72-73

• D-D-D •

DAILEY, Gary	1972-73-74-75
DANIEL, Harry	1959-60
DAVIDSON, Rick	1989
DAVIS, Bo	1959-61
DAVIS, Bill	1982-83
DAVIS, Joe	1952-53-54
DAVIS, Kevin	2014-15
DAYTON, Grant	2008-09-10
DEAN, Jake	1992-93
DEAN, Ray	1950-51
DEAN, Russ	1973-74-75
DEARTH, Tucker	1996-97-99
DECKER, Bo	2015
DEDRICK, Terrance	2013-14
DEESE, Kyler	2015-16
DEMPSEY, Ken	1969-71
DEMPSEY, Larry	1961-62-63
DENNIS, Chris	2003-04-06-07
DERISO, Phil	1978-79-80-81
DICKEY, Doug	1953-54-55
DILKS, Ed	1986-87-88
DIXON, Russell	2005-06
DOLLAR, Rodney	1981-82
DOLES, Harry	1964-65-66
DOLSON, Ben	1953-54-55
DONALDSON, Don	1969-70
DONALDSON, Duke	1985
DONALDSON, Josh	2005-06-07
DOUGLAS, Jim	1959-60-61
DOUGHTERY, Mike	1986
DREADEN, Tom	1987
DUART, Fred	1951
DUEITT, Cory	2001-02-03-04
DUFFNER, David	1973-74-75-76
DUKE, Mitch	1991-93
DUKE, Pat	1956-57-58
DUMAS, Henry	1957-58
DUNHAM, Patrick	1997
DUNN, Casey	1996-97-98-99

• E-E-E •

EBERT, Jordan	2013-14-15-16
EDGE, Tim	1988-89-90
EDWARDS, Bruce	2005-06-07
EISENACHER, Rick	1969-70-71
ELLIS, Frank	1934
ELMORE, Verdo	1950
EMBLEAU, Scott	1983
ERWIN, Mugs	1934
ETHEREDGE, Josh	1995-96-97-98
ETHEREDGE, Judson	1990

• F-F-F •

FAULKNER, Scott	2005
FAULKNER, Todd	1998-99-00-01
FELIX, Mike	2004-05
FERRY, Mike	1988-89-90
FINLAYSON, Hubert	1949-50
FINNEY, Reuben	1953-54-55
FLAGLER, Andy	1989-90
FLEMING, Billy	1949-50
FLETCHER, Brian	2008-09-10
FOSTER, Jonathan	2016
FOSTER, Paul	1983-84-85-86
FOWLER, Paul	1980

FOWLER, Wayne	1961-62-63
FOXWELL, Steve	1972
FRADEJAS, Justin	2010-11
FRAZIER, Marc	2016
FRAZIER, Mike	1976-77
FREDERICK, Rex	1957-58-59
FRIEND, DeWayne	1983-84
FROMAN, Russ	1985
FRYER, Frank	1964-65-66
FUCCI, Bo	1977-78-79
FUCCI, Dom	1976-77-78-79
FULLER, Mark	1989-90-91-92

• G-G-G •

GAINOUS, Trey	1985-86-87
GALLAGHER, Garry	1988-89
GAMACHE, Dan	2009-10-11
GAMBLE, Sean	2002-03-04
GARRISON, Bob	1961
GATEWOOD, George	1987
GEORGE, Gerald	1957-58-59
GERALDS, Tandy	1962-63-64
GILBERT, Charlie	1949-50-51
GILBERT, Porter	1959-61-62
GILBERT, Reggie	1963-65-66
GILCREASE, Doug	1980-81-82
GILLIKIN, Sam	2013-14-15
GILMER, Wes	2008-09-10-11
GILMORE, Dan	1950
GIVENS, Don	1979
GLEVENYAK, Dan	2012-13-14
GLIEMMO, Hayden	1998-99-00-01
GOBER, Todd	1995
GOLDEN, Greg	1967-68
GONZALEZ, Jay	2011-12
GRANT, George	1921-22
GRAY, Melvin	2015-16
GREINKE, Luke	2006-07-08
GRIER, Anfernee	2014-15-16
GROOMS, Matt	2002
GROSS, Gabe	1999-00-01
GROTE, Jeff	1982-83
GURROSKY, Scott	1990

• H-H-H •

HAECKER, Damon	2014-15-16
HAEFNER, Joe	1969-71-72
HAHN, Dick	1949
HAIRE, Dink	1963-64-65
HALL, Bart	1975
HALL, Matt	2008
HALL, Wayne	1969-71-72
HALLA, Ryan	1993-94-95-96
HAMILTON, Red	1934
HAND, Don	1965
HANDLEY, Jim	1972-73-74-75
HANEY, Tony	1985-86-87-88
HANSON, John	1980
HARGETT, Justin	2008-09-10-11
HARKINS, Jason	1989-90-91
HARPER, Rus	2009
HART, Chris	1989-90
HARTLEY, Larry	1964-65
HATCHETT, Mark	1972-73-74-75
HEBEL, Jon	1990-91-92-93
HEBSON, Bryan	1995-96-97
HEIDEN, Howard	1953
HEMPHILL, Paul	1956-57
HENDRIX, Bradley	2008-09-10-11
HENNEN, John	1969



LETTERWINNERS (1949-PRESENT)

HENRY, Kevin1984-85-87-88
HENRY, Al 1978
HESSER, Tim1984
HILL, George 1949-50-51
HILL, Harrel 1997
HITCHCOCK, Billy 1936-37
HITCHCOCK, Jimmy 1931-32-33
HNYTKA, Mike 2004-05
HOEHLE, Gene 1950-51-52
HOLLIS, Joe 1968-69
HOWARD, Richie 1975-76
HUBBARD, Austin 2007-08-09-10
HUDDLESTON, Bobby 2000-01-02-03
HUDLOW, Kyle 2002
HUDSON, Jim 1959-60-61
HUDSON, Robert 1975-76-77
HUDSON, Tim 1996-97
HUDSON, Trent 1981-82-83
HUGHEY, Arnold 2002-03-04-05
HULETT, Tug 2002-03-04
HULSEY, Tim 1971-72-73
HUMPHREYS, Kevin 1994-95
HUMPHRIES, Lynn 1978-79
HURST, Michael 2007-08-09-10
HUSKINS, Joey 2005
HUTCHISON, Mark 1983

• I-I-I •

INGALLS, Kyle 1985

• J-J-J •

JACKSON, Bo 1983-85-86
JACOBS, Jon Luke 2009-10-11-12
JACOBSON, Greg 1984-85-86-87
JAMES, Bob 1957-58
JENKINS, George 1934
JENKINS, Ryan 2006-07-08-10
JERLOMAN, Chuck 2002-03-04
JOHNSON, Jason 1991-92-93
JOHNSON, Terry 1983
JOHNSTON 1952
JOHNSTON, Shot 1958
JOHNSTONE, Tyler 2005-06
JONES, Ben 2006-07-08-09
JONES, George 1998
JONES, Jake 1951-52
JONES, Justin 2008
JONES, Sean 2002
JONES, Lynn 1971-72-73
JONES, Stacy 1986-87-88
JORDAN, Bobby 1952
JORDAN, Kevin 1983-84

• K-K-K •

KAIN, Larry 1969-71
KANAKIS, Connie 1955-56
KANAKIS, Peter 1995
KEEDY, Pat 1977-78-79
KEENER, Harold 1956
KELLEY, Hunter 2013
KELLEY, Ty 2008-09-10
KELLY, Heath 1997-98
KENDALL, Wil 2011-12-13
KENDRICK, Conner 2013
KENT, Mailon 1963
KENT, Mailon 1998-99-00-01
KERSH, Jamie 1996-97-98-99
KEY, Ken 1992-93-94-95
KILLMETT, Mike 1991-92-93-94

KINLAW, Dennis 1949
KIRKLAND, Randy 1974
KLOBOSITS, Gabe 2016
KNIGHT, Billy 1977
KNODEL, Tom 1989-90
KNORST, Kevin 1997-98-99-00
KOCH, Alan 1958-59-60
KOGER, Daniel 2012-13
KOHLSCHHEEN, Stephen 2010
KRAFT, Tony 1971
KRONFELD, Turner 1942-43

• L-L-L •

LANIER, L.F. 1954-56-57-58
LASTER, Jimmy 1956-57-58
LATHAM, Bill 1978-79-80-81
LAWRENCE, Bill 1971-72-73-74
LAZENBY, Beal 1969
LEACH, Terry 1973-74-75-76
LEATHERMAN, Jeff 1988-89-90-91
LeBOEUF, Jason 1992-93-94-95
LEE, Mack 1953
LEE, Jeff 1986
LEE, Jimmy 1958
LEMMONS, Tim 1984-85
LETCHWORTH, Bill 1949-50-51
LEWIS, Robert 1991-92-93-94
LEWTER, Jerry 1963-64-65
LIPSCOMB, Cole 2015-16
LITTLE, Danny 1968-69
LIVESEY, Jeff 1985-86-87-88
LOCKARD, Jim 1951-52
LOGAN, Bill 1950-51
LOGAN, Blake 2014-15-16
LOLLEY, Gary 1984
LONG, Bill 1957
LONG, Lance 1982-83
LONG, Scotty 1965-66-67
LORINO, Tommy 1957-58
LOWE, Martin 1977
LOWE, Q.V. 1966-67
LUCCKIE, Cory 2008-10-11-12
LUNA, Brandon 2001
LUNDSTROM, Jay 1960

• M-M-M •

MACRORY, Rob 1994-95-96-97
MADDEN, John 2004-05
MAITLAND, Ben 2004-05
MARTIN, Jimmy 1962-63-64
MARTIN, Joey 1968-69-70-71
MARTIN, John 1956-57-58
MARTIN, Mike 1990
MASON, Sam 2015-16
MASTEN, Andy 2006
MATSON, Larry 1966
MAXWELL, Jack 1949
MAY, Davis 1974-75
MAYO, Kyle 2004
MAYFIELD, Brandon 2000
McAFEE, Emmett 1949
McCANN, Chezz 2009
McCLAIN, Tim 1982-84-85
McCLANAHAN, Mark 1974-75-76
McCLENDON, Tom 1953-54-55
McCORD, Rocky 2012-13-14-15
McCREE, John 1959-60-61
McDUFFIE, Dennis 1962
McDUFFIE, Fred 1957-58
McELROY, Casey 2009-10-11

McFATTER, Jon 1984-85
McKENZIE, Pete 1965-66-67
McMAHAN, Warren 1934
McMILLAN, Gilbert 1934
McMURRY, Bill 1950-52-53
McMURRY, Dick 1951-52
McNALLY, Shawn 1994-95
McQUAGGE, Mark 1989
MEDDOWS, Michael 2005
MERCHANT, Andy 1969-70-71-72
MEREDITH, John 1950
METASAVAGE, John 1981-82
MIKIS, Jim 2004
MILLIKER, Geoff 1980
MILLIMAN, Jacob 2014-15
MILLER, Buck 1989
MILLER, David 1983-85
MILLER, Mickey 1973-74-75-76
MIMS, Drew 2005
MITCHELL, Andrew 2016
MITCHELL, Neal 1982
MIZE, Casey 2016
MOCK, Alan 1979-80-81
MOCK, Julian 1949-50-51
MOGENTALE, David 1981-82
MONTE, Sam 1965
MONTGOMERY, Steve 1975-76-77-78-79
MOORE, Brandon 1991-92-93-94
MOORE, Chuck 1975-76-77
MOORE, Bobby 1982
MOORER, John 1988-89-90
MORAN, Javon 2001-02
MORGAN, Malvern 1937-38-39
MORRIS, Andrew 2011
MORRIS, Hunter 2008-09-10
MORRIS, Muff 1934
MORRIS, Tex 1982
MORRISON, Chris 1994-95
MORRISON, Gray 1976-77-78
MORTON, Miles 2009
MORTON, Tom 1973-74-75-76
MOWEN, David 1976
MUELLER, Mike 2002
MUGARDITCHIAN, John 1980
MULLINS, Cliff 2005
MUMMEY, Trent 2008-09-10
MURPHY, Austin 2015
MURPHY, Sonny 1971-72

• N-N-N •

NAGEL, Bob 1952-53-54
NAIR 1952
NANCE, Earl 1968-69-70-71
NEESE, Jordan 2010
NELSON, Cole 2010
NEWI, Alec 1990-91-92-93
NICELY, Clarence 2005-06
NICHOLS, George 1962-63-64
NICHOLS, Larry 1960-61-62
NIX, Gary 1984
NIX, Lloyd 1957-58-59
NIX, Mark 1969
NIX, Michael 2004-05
NORTON, Jocko 1949-50
NORTON, John 1978
NOVAK, Rob 1990
NULPH, Cody 2015-16

• O-O-O •

O'BARR, Bill 1934
O'DONNELL, Todd 1989-90-91-92
O'HARE, David 1973-74-75-76
OHMAN, Ed 1985-86-87-88
OLSON, Gregg 1986-87-88
O'NEAL, Michael 2013-14
O'NEIL, Chris 2008-09-10-11
ORR, John 1934
ORTMAN, Dillon 2011-12-13-14
ORTMAN, Kody 2012-13
OSBORNE, Jay 2005-06
OVERSHEET, Wynton 1954-55-56-57
OVERTON, Joe 1962-63
OWENS, Tommy 1977
OZMANT, Wayne 1962

• P-P-P •

PAIR, Doyle 1956
PALACIOS, Joshua 2016
PANTER, Barry 1978-79-80-81
PARKER, Brad 1991
PARSONS, Bill 1953
PATTERSON, Kevin 2008-09-10-11
PAXTON, Colby 2001-02-03-04
PEARCE, Earl 1950-51-52
PEARCE, Herbie 1954-55-56-57
PEDEN, Mike 1967-68
PENDLETON, Jon 1978
PENRY, Andy 1984
PFAB, Chuck 1976
PHILIPS, Sterling 1979-80
PIRRO, Mike 1987
PLUMB, David 1983-84-85-86
POLSTON, Alex 2015
POWELL, Jeff 1989-90
POWELL, John 1990-91-92-93-94
POWELL, Jimmy 1953-54-55-56
PRATT, Scott 1998
PRATT, Trent 2001-02
PREBLE, Clark 1988-89
PRESCOTT, Trey 2005
PRICE, Dexter 2009-10
PYBURN, Jim 1953-54-55
PYLE, George 1953

• R-R-R •

RAMSEY, Jack 1953-54-55
RANCONT, Pete 1970-71
RANDAZZA, Greg 1988
RASBERRY, Jonathan 2006
RAY, Bradley 2008-09
RAY, Sean 2008-09-10-11
REA, Steve 1973-74-75-76
REGISTER, Steven 2002-03-04
REID 1952
REIF, Derek 1997-98-99
RENFROE, Steve 1977-78-79-80
RENNER, Scott 1987-88-89-91
RENTZ, Dalton 2015
RHODES, Bob 1979
RICH, Dominic 1998-99-00
RICKS, Russell 1982-83
ROBERSON, Billy Ray 1953-56-57
ROBERT, Daniel 2014-15-16
ROBERTS, Quineth 1958
ROBINSON, Keith 1985
ROBINSON, Robbie 1959
ROBISON, Vince 1951





LETTERWINNERS (1949-PRESENT)

RODENHIZER, Sam 1972-73-74
 RODRIGUEZ, Octavio 2016
 ROGAN, Tom 1977
 ROGERS 1952
 ROLLIN, Danny 1977
 RONEY, Reid 1981
 RONEY, Scott 1978-79-80
 ROSENWALD, Matt 2005
 ROSS, David 1996-97
 ROSSI, Phil 2010
 ROWELL, Tim 1978-79
 RUCH, Dallan 1994-95-96
 RUCKER, Jack 1949-51
 RUCKER, Rock 2013
 RUSH, Chuck 1971-72-73
 RUSHING, Rondey 1977-78-79-80
 RUSSELL, Erskine 1949
 RUSSELL, Hamp 1971
 RYERSON, Jim 1986-87

• S-S-S •

SAIA, Paul 1975
 SAIN, Derek 2003-04-05-06
 SANDERS, Frank 1994
 SANDERS, Joseph 2007-08-09
 SARMIENTO, Steve 1985
 SAUCEDA, Marc 1981-82
 SAVAGE, Morris 1957-58-59
 SAVAGE, Patrick 2010-11-12-13
 SAYERS, Mark 1984-85-86
 SCHADE, Scott 2001-02
 SCHARDT, Mitch 1995
 SCHOENING, Brent 1997-98-99
 SCHREMSHER, Bob 1962
 SCHROLL, Greg 1979
 SCHUERHOLZ, Jonathan 2000-01-02
 SCHULTZ, Matt 2013
 SEAMAN, Richard 1962-63
 SELF, Mitchell 2010-11-12-13
 SENN, Brian 1991-92
 SENN, Chris 1983-84
 SHACKELFORD, Duke 1964
 SHAFER, John 1968-69
 SHAFFER, J.J. 2014-15-16
 SHALOUB, Rob 1988
 SHANKS, Cliff 1993
 SHAREK, Vic 1973-74
 SHARPE, Monty 1964-65
 SHELL, Alton 1955-56
 SHEPHERD, Scott 1991
 SHERIDAN, Tim 1991
 SHIFFLET, Mark 1978-79-80-81
 SHIRLEY, Craig 2013
 SHIRLEY, Jim 1958-59-61
 SHOOP, Lynn 2001
 SHORE, Jared 2004-05
 SHORR, Adam 1989
 SHORT, Connor 2014
 SHUGART, Kim 1972-73-74
 SHUMAN, Bennett 1971-72-73
 SHUMAN, Scott 2007-08-09
 SIMMONS, George 1967-68
 SIMMONS, Johnny 1972
 SIMPSON, Creede 2010-11-12
 SIWA, Joe 1987-89
 SIWA, Ron 1986
 SKINNER, Andrew 2001-02
 SKINNER, Eric 2007-08
 SKINNER, Kent 1976
 SLATER, Andrew 1999-00
 SLOCUM, Jake 2005

SMITH, Charlie 1984-85-86-87
 SMITH, Dylan 2013-14-15
 SMITH, Gary 1981-82-84
 SMITH, Jarred 2012
 SMITH, Mark 1990
 SMITH, Ross 2007
 SMITH, Russell 1981-82-83
 SMITH, Slade 2010-11-12
 SMITH, Tommy 1967
 SMITH, Tracy 1991
 SNOW, Ernie 1950-52-53
 SNOW, Henry 1951
 SORRELL, Robert 1979-80-81-82
 SPRAGUE, Ben 2004-05
 SPRINKLE, Daniel 2016
 SPEIGNER, Brent 2000
 SPEIGNER, Levale 2000-01-02-03
 SPIVEY, Ben 1976-77
 SPRUILL, Dustin 2007
 STACEY, Adam 2005
 STANLEY, Ryan 2006-07
 STAPLETON, Josh 2006
 STAUB, Eddie 1974-76
 STERLING, Joe 1949-50
 STRAITON, Johnny 1966-67-68
 STRICKLAND, Bill 1974
 STRINGER, Philip 2005-06-07
 STURKIE, Henry 1955
 SULLIVAN, Adam 1996-97
 SULLIVAN, David 1974-75-76-77
 SULLIVAN, Josh 2004-05
 SULLIVAN, Scott 1991-92-93
 SUNSERI, Dean 1983
 SUSCE, Paul 1953-54-55-56
 SWAIM, Mike 1981-82
 SVETLAY, Vic 1961-62-63
 SWIDERSKI, Jim 1978-80
 SWORDSMA, Gordon 1955-56

• T-T-T •

TACKETT, Hunter 2015
 TATE, Stuart 1983-84
 TAYLOR, Danny 1974-75
 TELLIA, Ryan 2012-13-14
 THOMAS, Clete 2003-04-05
 THOMAS, Donnie 1983-84
 THOMAS, Frank 1987-88-89
 THOMAS, Will 2005
 THOMPSON, Johnny 2006-07
 THOMPSON, Keegan 2014-15
 THOMPSON, Taylor 2007-08-09
 THOMPSON, Will 2015
 THORNLEY, Tim 1977
 TIDWELL, Travis 1949
 TIDWELL, Ray 1969-70
 TILLERY, Scott 1983-84-85-86
 TISDALE, John 1950
 TODD, Josh 2002
 TOKASEY, Matthew 1978
 TOMEY, Mickey 1989-90-91-92
 TOMSCHA, Damek 2013-14
 TRAGESER, John 1976-77
 TUBBS, Howell 1953-54-55-56
 TUBERVILLE, Bill 1963-65
 TUCKER, Bill 1950
 TUCKER, Ken 1961
 TUTT, Johnny 1980-81
 TYLER, John 1999-2000-02

• V-V-V •

VAN YPEREN, Jack 1971-72-73
 VARNADORE, Derek 2011-12
 VEAL, Brannen 1991-92
 VEAL, Inman 1952
 VINES, Doug 2002
 VINES, Tim 1986
 VISINTAINER, Pat 1983-84

• W-W-W •

WACKER, Cullen 2011-12-13
 WADE, Jay 2011-12-13-14
 WAGGONER, Jay 1992-93-94-95
 WALKER, Brian 1993
 WALKER, Russ 1968-69-70
 WALL, Hindman 1956
 WALLEN, Ethan 2011-12
 WALLER, Matt 1972-73-74-75
 WALLEY, Jim 1951-52-53
 WALLACE, Rodney 1967-68-69
 WALSH, Buz 1975
 WANDALL, Chad 1996-97-99
 WARD, Bill 1955
 WARREN, Rob 1993
 WARREN, Wick 1968-69
 WATTS, Tommy 1957-58
 WEBB, Bert 1960
 WEBB, Dick 1949-50-51
 WEEKS, Mark 1995-96
 WEINGARTEN, Dan 1977-78-79-80
 WELLS, Ralph 1965-66
 WEST, Bill 1981
 WEST, Kris 2008-09
 WESTBROOK, Sam 1934
 WHEELER, George 1972
 WHIGHAM, Byrd 1954-55
 WHITE, Bruce 1959
 WHITE, Ethan 1987-88
 WHITE, Gayden 1961-62-63
 WHITE, Lee 2005
 WHITESSELL, Jack 1986
 WHITSETT, Ed 1949
 WHITTAKER, Mack 1959-60-61
 WHITTENBURG, Russell 1993-94-95-96
 WIEHE, Raymond 1983
 WIGGINS, Peter 2006
 WILCOXSON, William 1934
 WILKS, Darryl 1980-82
 WILLIAMS, Horace 1957-59
 WILLIAMS, Tim 1977-78
 WILLIAMSON, Chase 2012-13
 WILLIAMSON, J.T. 2004
 WILSON, Darryl 1964
 WILSON, Rock 1984-85-86-87
 WILSON, Stuart 1976
 WIMBERLY, Mark 1976-77
 WINGARD, Lee 1954-55
 WINGENTER, Trey 2013-14-15
 WOMACK, Dennis 1968-69
 WOOD, Eric 1998
 WOOD, Richard 1957
 WOODALL, Bryan 2006-07-08
 WOODS, Joe 1959-60
 WOODWARD, Finley 1995-96-97
 WOOTTON, Patrick 1997
 WYATT, David 1980

• Y-Y-Y •

YARBROUGH, Izaac 2015-16
 YERBY, Ward 1982-83
 YOUNG, Guy 1954-55-56
 YOUNGBLOOD, Tommy 1987-88-89-90

• Z-Z-Z •

ZANTHOS, Joseph 1998-99
 ZARBNISKY, Daryl 1984