



AUBURN BASEBALL
2015 MEDIA ALMANAC



TABLE OF CONTENTS/QUICK FACTS

2015 AUBURN BASEBALL INFORMATION

Table of Contents/Quick Facts	1
2015 Roster	2
2015 Schedule	3
TV/Radio Chart	4-5
Plainsman Park	6
Plainsman Park Facts & Records	7
Head Coach Sunny Galloway	8-9
Associate Head Coach Tom Holliday	10
Assistant Coach Greg Norton	11
Vol. Assist. Coach Hunter Vick / Dir. of Baseball Ops. Scott Duval	12
Support Staff	13-15
2015 Player Profiles	16-51

2014 YEAR IN REVIEW

2014 Auburn Team Stats	52
2014 Auburn Team SEC-Only Stats	53
2014 Notes	54-55
2014 Game-By-Game Batting	56
2014 Day-By-Day Results	57
2014 Auburn & Opponent Highs / Line-ups	58
2015 SEC Tournament	59

HISTORY & RECORDS

Auburn Records	61-62
Single-Season Top 10 Hitting	63
Career Top 10 Hitting	64
Single-Season Top 10 Pitching	65
Career Top 10 Pitching	66
Team Top 10	67
Year-By-Year Team Stats	68-69
Streaks & Sweeps	70
Year-By-Year Leaders	71-73
SEC & NCAA Leaders / No-Hitters	74
Home Run Records	75-76
Five-Hit Games / 20 Run Games	76
The Last Time	77
Year-By-Year Results/Stats (1949-2014)	78-103
Auburn On Television	104-105
Series Records	106
Year-By-Year Standings / Coaching Records	107
Auburn at the College World Series	108
Auburn in NCAA Regionals	109-112
Auburn in SEC Tournaments	113-114
All-Time Honors & Awards	115-117
Auburn in MLB	118-119
All-Time Draft Picks	120
All-Time Letterwinners (1949-2014)	121-123

Player	Cl.	POSITION PLAYERS RETURNING (10)			2014 Statistics
		Pos.	Ht.	Wt.	
Jackson Burgreen	Jr.	OF	6-1	186	---
*Jordan Ebert	Jr.	OF/IF	6-1	177	.353, 29 RBI, 28 R, 12 BB, 9-15 SB
Sam Gillikin	Jr.	OF	6-2	198	.214, 5 R, 5 2B, 6 BB
*Antonee Grier	So.	OF	5-11	167	.255, 1 HR, 11 RBI, 12 BB, 7-15 SB
*Damon Haeccker	So.	IF	5-9	167	.259, 17 RBI, 24 R, 35 BB, 11-18 SB
Blake Logan	So.	C	6-0	195	.256, 1 HR, 17 RBI, 10 BB
*Daniel Robert	So.	IF	6-4	249	.281, 12 RBI, 5 2B, 17 BB, 1-2 SB
JJ Shaffer	So.	OF	5-9	170	.160, 4-5 SB
Dylan Smith	Jr.	IF	6-2	221	---
*Keegan Thompson	So.	IF/DH	6-1	208	.244, 13 RBI, 13 R, 3 2B

* - 2014 starter

Player	Cl.	PITCHERS RETURNING (8)			2014 Statistics
		Ht.	Wt.		
Justin Camp	Jr.				1-5, 4.01 ERA, 1 SV, 42.2 IP, 10 BB, 29 K
Robbie Clements	Sr.				0-0, 3.27 ERA, 11.0 IP, 5 BB, 3 K
Kevin Davis	So.				1-0, 5.40 ERA, 5.0 IP, 10 BB, 2 K
Cole Lipscomb	So.				---
Rocky McCord	Sr.				0-0, 3.38 ERA, 2.2 IP, 4 BB, 5 K
Jacob Milliman	Sr.				0-0, 1.62 ERA, 16.2 IP, 8 BB, 15 K
Keegan Thompson	So.				5-3, 2.01 ERA, 89.2 IP, 23 BB, 73 K
Trey Wingerter	Jr.				1-1, 3.33 ERA, 24.1 IP, 9 BB, 22 K

RADIO INFORMATION

Primary Stations	WG6Z-FM (94.3), WANI-AM (1400)
Radio Network	Auburn Network
Primary Contact	Rod Bramblett
Phone Number	(334) 826-2929
Play-by-Play Announcers	Rod Bramblett, Andy Burcham

GENERAL INFORMATION

Location	Auburn, Ala.
Founded	October 1, 1856
Enrollment	25,134
Nickname	Tigers
Colors	Burnt Orange and Navy Blue
Affiliation	NCAA Division I
Conference	Southeastern (SEC West)
President	Jay Gogue (Auburn, 1969)
Athletic Director	Jay Jacobs (Auburn, 1985)

KEY NUMBERS

Media Relations Office	(334) 844-9800
Media Relations FAX	(334) 844-9807
Plainsman Park Press Box	(334) 844-4138
Athletic Department Phone	(334) 844-4750
Baseball Office	(334) 844-4975
Ticket Office	(855) AUB-2010
Internet Site	www.AuburnTigers.com
Twitter	@Auburn_Baseball

STADIUM INFORMATION

Stadium	Samford Stadium-Hitchcock Field at Plainsman Park
First Year/Renovated	1950/1996
Capacity	4,096
All-Time Record	1,094-479 (.695)
Dimensions	LF- 315, CF- 385, RF- 331
Alleys	LC- 335/385, RC- 360

HISTORY

All-Time Record	1,912-1,281-6 (.598)
All-Time Conference Record	849-764-3 (.525)
All-Time SEC Tournament Record	30-42 (.417)
NCAA Tournament Appearances	18
NCAA Tournament Record	41-39 (.513)
Last NCAA Regional	2010 (Auburn, Ala.)
Last NCAA Super Regional	1999 (Tallahassee, Fla.)
College World Series Appearances	4
College World Series Record	3-8 (.273)
Last College World Series	1997

COACHING/SUPPORT STAFF

Head Coach	Sunny Galloway (Oklahoma Christian)
Record at Auburn	28-28 (.500), Second year
Career Record	709-365-1 (.660), 18 years
Assoc. Head Coach/Pitching/Recruiting	Tom Holliday (Miami, Fla.)
Assistant Coach/Hitting	Greg Norton (Oklahoma)
Volunteer Assistant Coach	Hunter Vick (West Florida)
Dir. of Baseball Operations	Scott Duval (Auburn)

TEAM INFORMATION

	Total	Home	Away	Neut.
2014 Overall Record	28-28	19-16	7-10	2-2
2014 SEC Record	10-20	4-11	6-9	0-0
Conference Finish	7th, West; 13th, Overall			
2014 Postseason	N/A			
2014 Final Ranking	N/A			
Letterwinners Returning/Lost	17/13			
Position Starters Returning/Lost	5/4			
Pitchers Returning/Lost	1/2			
Newcomers	23			

SPORTS INFORMATION

Baseball SID	Taylor Bryan
SID Office Phone	(334) 844-9182
SID FAX Number	(334) 844-9807
Bryan's Cell Phone	(334) 750-3862
Bryan's Email	taylor.bryan@auburn.edu
Assoc. AD/Communications	Kirk Sampson
Sampson's Email	kirk@auburn.edu
SID Mailing Address	P.O. Box 351; Auburn, AL 36830-0351
SID Overnight Address	Athletic Complex 392 S. Donahue Dr., Auburn, AL 36830





2015 AUBURN BASEBALL ROSTER

NUMERICAL ROSTER

No.	Name	Pos.	Cl.	B-T	Ht.	Wt.	Exp.	Hometown (Previous School)
1	Blake Logan	C	So.	R-R	6-0	195	1L	Muscle Shoals, Ala. (Muscle Shoals)
2	Alex Polston	IF	Jr.	R-R	6-0	203	JC	Oklahoma City, Okla. (Seminole State [Okla.])
5	Melvin Gray	IF	Jr.	R-R	5-8	173	JC	Texarkana, Texas (South Mountain)
6	Damon Haecker	IF	So.	S-R	5-9	167	1L	Altamonte Springs, Fla. (Lake Brantley)
7	Keegan Thompson	RHP/IF	So.	R-R	6-1	208	1L	Cullman, Ala. (Cullman)
8	Austin Murphy	OF	Fr.	L-L	6-2	206	HS	Jacksonville, Fla. (Episcopal)
10	Anfernee Grier	OF	So.	R-R	5-11	167	1L	Phenix City, Ala. (Russell County)
11	Sam Gillikin	OF	Jr.	L-R	6-2	198	2L	Hoover, Ala. (Hoover)
12	Kevin Davis	RHP	So.	R-R	6-0	218	1L	Brewton, Ala. (Brewton)
15	J.J. Shaffer	OF	So.	R-R	5-9	170	1L	Auburn, Ala. (Auburn)
16	Trey Wingenter	RHP	Jr.	R-R	6-7	201	2L	Madison, Ala. (Bob Jones)
17	Cody Nulph	IF	Jr.	R-R	6-0	182	JC	Placentia, Calif. (Orange Coast)
18	Dalton Rentz	RHP	Jr.	R-R	6-4	225	JC	Mobile, Ala. (Chattahoochee Valley)
19	Jackson Burgreen	OF	Jr.	L-L	6-1	186	2L	Athens, Ala. (Athens)
20	Daniel Robert	IF	So.	L-R	6-4	249	1L	Hoover, Ala. (Briarwood Christian)
21	Dylan Smith	IF/OF	Jr.	R-R	6-2	221	2L	Pinson, Ala. (Clay-Chalkville)
22	Ben Craft	C/IF	R-So.	L-R	6-2	203	TR	Birmingham, Ala. (UAB)
23	Jordan Ebert	IF/OF	Jr.	R-R	6-1	177	2L	Foley, Ala. (Baldwin County)
24	Robby Clements	RHP	Sr.	R-R	6-5	212	1L	Birmingham, Ala. (Wallace State CC)
25	Izaac Yarbrough	LHP	R-So.	L-L	5-10	200	JC	Cullman, Ala. (Wallace State)
27	Justin Camp	RHP	R-Jr.	R-R	6-1	229	2L	Decatur, Ala. (Austin)
28	Jacob Milliman	RHP	Sr.	R-R	6-5	240	1L	Deatsville, Ala. (Pensacola JC)
30	Steven Barranca	RHP	R-Fr.	R-R	5-11	176	TR	Alpharetta, Ga. (College of Charleston)
31	Brett Olson	IF	Fr.	L-L	6-1	196	HS	Newport Beach, Calif. (Corona del Mar)
33	Andrew Maxwell	LHP	Fr.	L-L	6-1	158	HS	Marietta, Ga. (Mount Paran)
34	Garrett Deloney	LHP	Fr.	L-L	6-1	207	HS	Montgomery, Ala. (Alabama Christian)
35	Bo Decker	OF	Jr.	R-R	6-2	185	JC	Clermont, Fla. (Seminole State [Fla.])
36	Hunter Tackett	OF/IF	Fr.	R-R	6-3	185	HS	Knoxville, Tenn. (Anderson County)
37	Rocky McCord	RHP	Sr.	R-R	6-2	170	3L	Spanish Fort, Ala. (Spanish Fort)
38	Will Thompson	LHP	R-So.	L-L	6-6	247	JC	Bonifay, Fla. (Tallahassee)
41	Sam Mason	RHP	Jr.	R-R	6-1	175	JC	Beverly Hills, Calif. (West Los Angeles)
42	Ricky Negron	IF	So.	R-R	6-2	213	JC	Babylon, N.Y. (Tallahassee)
43	Kyler Deese	C/IF	R-So.	L-R	5-8	160	JC	Auburn, Ala. (Central Alabama)
49	Cole Lipscomb	RHP	R-So.	R-R	6-1	191	1L	Prattville, Ala. (Edgewood Academy)

COACHES & STAFF

29	Sunny Golloway	Head Coach	Second Year
40	Tom Holliday	Assoc. Head Coach	First Year
14	Greg Norton	Assistant Coach	Second Year
4	Hunter Vick	Volunteer Assistant Coach	Second Year
45	Trent Mummy	Student Assistant Coach	First Year
	Scott Duval	Dir. of Baseball Operations	18th Year
	Anthony Sandersen	Athletic Trainer	Fifth Year
	Ryan Jenkins	Strength and Conditioning Coach	Second Year

Pronunciation Guide

Steven BARRANCA BUH-ran-KUH
Jackson BURGREEN BURR-green
Jordan EBERT E-burt
Sam GILLIKIN GILL-ih-kin
Anfernee GRIER ann-fur-nee GREER
Damon HAECKER HACK-er
Jacob MILLIMAN Mill-eh-mun
Ricky NEGRON NEH-groan
Alex POLSTON POLE-stun
Daniel ROBERT ROB-urt
Trey WINGENTER WING-enter

ALPHABETICAL ROSTER

No.	Name	Pos.	No.	Name	Pos.	No.	Name	Pos.
30	Steven Barranca	RHP	49	Cole Lipscomb	RHP	21	Dylan Smith	IF/OF
19	Jackson Burgreen	OF	1	Blake Logan	C	36	Hunter Tackett	OF/IF
27	Justin Camp	RHP	41	Sam Mason	RHP	7	Keegan Thompson	RHP/IF
24	Robby Clements	RHP	33	Andrew Maxwell	LHP	38	Will Thompson	LHP
22	Ben Craft	C/IF	37	Rocky McCord	RHP	16	Trey Wingenter	RHP
12	Kevin Davis	RHP	28	Jacob Milliman	RHP	25	Izaac Yarbrough	LHP
35	Bo Decker	OF	8	Austin Murphy	OF			
43	Kyler Deese	C/IF	42	Ricky Negron	IF	29	Sunny Golloway	Head Coach
34	Garrett Deloney	LHP	17	Cody Nulph	IF	40	Tom Holliday	Assoc. Head Coach
23	Jordan Ebert	IF/OF	31	Brett Olson	IF	14	Greg Norton	Asst. Coach
11	Sam Gillikin	OF	2	Alex Polston	IF	4	Hunter Vick	Vol. Asst. Coach
5	Melvin Gray	IF	18	Dalton Rentz	RHP	45	Trent Mummy	Stud. Asst. Coach
10	Anfernee Grier	OF	20	Daniel Robert	IF			
6	Damon Haecker	IF	15	J.J. Shaffer	OF			




2015 AUBURN BASEBALL SCHEDULE

Day	Date	Opponent	Location	Time
Fri.	Feb. 13	BINGHAMTON (SECN +)	AUBURN	3 pm
Sat.	Feb. 14	BINGHAMTON (SECN +)	AUBURN	3 pm
Sun.	Feb. 15	BINGHAMTON	AUBURN	12 pm
Tue.	Feb. 17	at South Alabama	Mobile, Ala.	6:30 pm
Wed.	Feb. 18	ALABAMA STATE (SECN +)	AUBURN	3 pm
Fri.	Feb. 20	RADFORD (SECN +)	AUBURN	3 pm
Sat.	Feb. 21	RADFORD (SECN +)	AUBURN	3 pm
Sun.	Feb. 22	RADFORD (SECN +)	AUBURN	1 pm
Tues.	Feb. 24	GEORGIA TECH (SECN +)	AUBURN	4 pm
Wed.	Feb. 25	ALABAMA A&M (SECN +)	AUBURN	3 pm
Fri.	Feb. 27	JACKSONVILLE STATE	AUBURN	3 pm
Sat.	Feb. 28	JACKSONVILLE STATE (SECN +)	AUBURN	3 pm
Sun.	March 1	JACKSONVILLE STATE	AUBURN	1 pm
Tue.	March 3	Capital City Classic [Riverwalk Stadium]	Montgomery, Ala.	7 pm
Fri.	March 6	XAVIER (SECN +)	AUBURN	6 pm
Sat.	March 7	XAVIER (SECN +)	AUBURN	1 pm
Sun.	March 8	XAVIER (SECN +)	AUBURN	1 pm
Tue.	March 10	SAMFORD (SECN +)	AUBURN	6 pm
Fri.	March 13	at Texas A&M (SECN +)	College Station, Texas	6:35 pm
Sat.	March 14	at Texas A&M (SECN)	College Station, Texas	4 pm
Sun.	March 15	at Texas A&M (SECN +)	College Station, Texas	1:05 pm
Tue.	March 17	at UAB [Regions Field]	Birmingham, Ala.	6:30 pm
Fri.	March 20	VANDERBILT (SECN +)	AUBURN	6 pm
Sat.	March 21	VANDERBILT (ESPNU)	AUBURN	7 pm
Sun.	March 22	VANDERBILT (SECN +)	AUBURN	1 pm
Tue.	March 24	at Georgia Tech (ESPN3)	Atlanta, Ga.	5 pm
Fri.	March 27	at Mississippi State (SECN +)	Starkville, Miss.	6:30 pm
Sat.	March 28	at Mississippi State (SECN +)	Starkville, Miss.	2 pm
Sun.	March 29	at Mississippi State (SECN +)	Starkville, Miss.	1:30 pm
Tue.	March 31	at Samford	Birmingham, Ala.	6 pm
Fri.	April 3	ARKANSAS (SECN +)	AUBURN	6 pm
Sat.	April 4	ARKANSAS (SECN)	AUBURN	6 pm
Sun.	April 5	ARKANSAS (SECN +)	AUBURN	1 pm
Wed.	April 8	GEORGIA STATE (SECN +)	AUBURN	6 pm
Fri.	April 10	at LSU (SECN +)	Baton Rouge, La.	7 pm
Sat.	April 11	at LSU (SECN +)	Baton Rouge, La.	6:30 pm
Sun.	April 12	at LSU (SECN +)	Baton Rouge, La.	1 pm
Tue.	April 14	ALABAMA STATE (SECN +)	AUBURN	6 pm
Fri.	April 17	OLE MISS (SECN +)	AUBURN	6 pm
Sat.	April 18	OLE MISS (SECN +)	AUBURN	3 pm
Sun.	April 19	OLE MISS (SECN +)	AUBURN	1 pm
Tue.	April 21	FLORIDA A&M (SECN +)	AUBURN	5 pm
Thurs.	April 23	GEORGIA (SECN)	AUBURN	6 pm
Fri.	April 24	GEORGIA (SECN)	AUBURN	6 pm
Sat.	April 25	GEORGIA (SECN)	AUBURN	12 pm
Wed.	April 29	KENNESAW STATE (SECN)	AUBURN	6 pm
Fri.	May 1	at South Carolina (SECN +)	Columbia, S.C.	6 pm
Sat.	May 2	at South Carolina (SECN)	Columbia, S.C.	2:30 pm
Sun.	May 3	at South Carolina (ESPNU)	Columbia, S.C.	1 pm
Fri.	May 8	ALABAMA (SECN +)	AUBURN	6 pm
Sat.	May 9	ALABAMA (SECN +)	AUBURN	3 pm
Sun.	May 10	ALABAMA (SECN +)	AUBURN	1 pm
Tue.	May 12	MOREHEAD STATE (SECN +)	AUBURN	6 pm
Thur.	May 14	at Florida (SECN +)	Gainesville, Fla.	6 pm
Fri.	May 15	at Florida (SECN +)	Gainesville, Fla.	6 pm
Sat.	May 16	at Florida (SECN +)	Gainesville, Fla.	12 pm
POSTSEASON				
Tue.	May 19-24	SEC Tournament	Hoover, Ala.	TBA
Thur.	May 28-31	NCAA Regionals	TBA	TBA
Fri.	June 5-7	NCAA Super Regionals	TBA	TBA
Sat.	June 13-28	College World Series	Omaha, Neb.	TBA


Home games in **BOLD CAPS**// All home games played at Plainsman Park// All times central



TV/RADIO SPOTTING CHART




#1 Blake Logan
So. • C • R-R
6-0 • 195
Muscle Shoals, Ala.




#2 Alex Polston
Jr. • IF • R-R
6-0 • 203
Oklahoma City, Okla.




#5 Melvin Gray
Jr. • IF • R-R
5-8 • 173
Texarkana, Texas



#6 Damon Haecker
So. • IF • S-R
5-9 • 167
Altamonte Springs, Fla.



#7 Keegan Thompson
So. • RHP/IF • R-R
6-1 • 208
Cullman, Ala.




#8 Austin Murphy
Fr. • OF • L-L
6-2 • 206
Jacksonville, Fla.



#10 Anfernee Grier
So. • OF • R-R
5-11 • 167
Phenix City, Ala.



#11 Sam Gillikin
Jr. • OF • L-R
6-2 • 198
Hoover, Ala.



#12 Kevin Davis
So. • RHP • R-R
6-0 • 218
Brewton, Ala.




#15 J.J. Shaffer
So. • OF • R-R
5-9 • 170
Auburn, Ala.



#16 Trey Wingenter
Jr. • RHP • R-R
6-7 • 201
Madison, Ala.



#17 Cody Nulph
Jr. • IF • R-R
6-0 • 182
Orange, Calif.



#18 Dalton Rentz
Jr. • RHP • R-R
6-4 • 225
Mobile, Ala.



#19 Jackson Burgreen
Jr. • OF • L-L
6-1 • 186
Athens, Ala.



#20 Daniel Robert
So. • IF • L-L
6-4 • 249
Hoover, Ala.




#21 Dylan Smith
Jr. • IF • R-R
6-2 • 221
Pinson, Ala.




#22 Ben Craft
So. • C • R-R
6-2 • 203
Birmingham, Ala.



#23 Jordan Ebert
Jr. • IF/OF • R-R
6-1 • 177
Foley, Ala.



#24 Robby Clements
Sr. • RHP • R-R
6-5 • 212
Birmingham, Ala.



#25 Isaac Yarbrough
R-So. • LHP • L-L
5-10 • 200
Cullman, Ala.



TV/RADIO SPOTTING CHART



#27 Justin Camp
Jr. • RHP • R-R
6-1 • 229
Decatur, Ala.



#28 Jacob Milliman
Sr. • RHP • R-R
6-5 • 240
Deatsville, Ala.



#30 Steven Barranca
R-Fr. • RHP • R-R
5-11 • 176
Alpharetta, Ga.



#31 Brett Olson
Fr. • IF • R-R
6-1 • 196
Newport Beach, Calif.



#33 Andrew Maxwell
Fr. • RHP • R-R
6-1 • 158
Marietta, Ga.




#34 Garrett Deloney
Fr. • LHP • L-L
6-1 • 207
Montgomery, Ala.



#35 Bo Decker
Jr. • OF • R-R
6-2 • 185
Clermont, Fla.




#36 Hunter Tackett
Fr. • OF/IF • R-R
6-3 • 185
Knoxville, Tenn.



#37 Rocky McCord
Sr. • RHP • R-R
6-2 • 170
Spanish Fort, Ala.



#38 Will Thompson
R-So. • LHP • L-L
6-6 • 247
Bonifay, Fla.



#41 Sam Mason
Jr. • RHP • R-R
6-1 • 175
Beverly Hills, Calif.



#42 Ricky Negron
So. • IF • R-R
6-2 • 213
Babylon, N.Y.



#43 Kyler Deese
So. • C/IF • L-R
5-8 • 160
Auburn, Ala.



#49 Cole Lipscomb
So. • RHP • R-R
6-1 • 191
Prattville, Ala.



#29 Sunny Golloway
Head Coach
Second Year at Auburn
19th Year Overall




#40 Tom Holliday
Assoc. Head Coach/Pitching/
Recruiting Coordinator
First Year at Auburn



#14 Greg Norton
Assistant Coach
Second Year at Auburn



#4 Hunter Vick
Volunteer Assistant Coach
Second Year at Auburn



#45 Trent Mummy
Student Assistant Coach
First Year at Auburn





PLAINSMAN PARK - HOME OF THE TIGERS

Auburn's baseball home for the past 63 seasons, Samford Stadium-Hitchcock Field at Plainsman Park seats 4,096, including 3,227 chairback seats. In addition, state-of-the-art concessions, restrooms, scoreboard, ticket and press facilities have transformed Auburn's baseball field into a renaissance of Camden Yard proportions after receiving a \$4.2 million facelift 17 years ago.

The design combines the look of old-time ballparks with academic buildings on the Auburn campus to create a facade of brick and painted steel.

Inside, the park offers the brick backstop of Wrigley Field, the dark green chairback seats of Camden Yards and the Green Monster of Fenway Park.

The intimacy of the park extends to the position of the spectators. The front row box seats are located close to the infield action, just four feet off the ground and only 40 feet from the first and third base bags. The backstop is just 60 feet from home plate.

Down the left field line perched above the box seats, a terraced area allows for another 750 fans to enjoy Auburn baseball.

Besides the playing field and grand stands, the structure also houses the Tigers' clubhouse, which features a locker room, training and equipment areas, an indoor hitting tunnel, a team lounge area, coaches' offices and umpire dressing room.

The site of Southeastern Conference baseball excitement since 1950, Plainsman Park was voted the best collegiate baseball facility in the country by Baseball America prior to the 2003 season.

The commitment to excellence of Auburn's baseball program is evident by the continuing efforts to keep Plainsman Park on the forefront of college baseball. Those efforts have included three additions and numerous upgrades to the facility since its initial renovations in 1996.

Beginning in 2010, the outfield wall was padded and represents a Wall of Fame for Auburn baseball, recognizing former greats of the program. The first class of inductees included Bo Jackson, Gregg Olson, Frank Thomas and Tim Hudson on February 27, 2010.

Prior to the 2009 season, the Right View Pro video analysis system was installed, which strategically placed six cameras around the diamond. The cameras digitally record practices and games, allowing the coaches instant access to a hitter's swing or a pitcher's motion for coaching, which can be reviewed on flat screen, high definition televisions in each of the coaches' offices.

Also installed for the 2009 season was a new state of the art video board, replacing the previous matrix board, opening up the opportunity for live video and replays to be shown throughout the game. The LED board, which can display up to 4.4 trillion colors, was built by Daktronics and shows up-to-the-second players stats, full motion headshots, crowd prompts and video.

Other recent facility projects included a new drainage system and playing surface in the Summer of 2003 and the completion of the Strength and Rehabilitation Center adjacent to Plainsman Park in January of 2004. The Strength and Rehabilitation Center, a two-story, 13,274 square foot facility that houses a weight room for the baseball team on the first floor and a rehabilitation and research center on the second floor, is just yards from the team's clubhouse.

The weight room is unrivaled in collegiate baseball and features nearly 50 pieces of equipment. The facility also has its own locker room.

The second floor houses an X-ray lab, rehabilitation center, physical therapy area, offices for Alabama Sports Medicine and Orthopaedic Center physicians and a research institute directed by Dr. James Andrews (American Sports Medicine Institute), which serves nationally-acclaimed professional athletes as well as Auburn's student-athletes. Rehabilitation services are available to the public. Physical therapist Dave Walsh also operates off of the second floor and is dedicated to addressing the needs of Auburn's student-athletes.

In the summer of 2001, construction began on a \$2.3 million renovation to Plainsman Park that included the addition of 630 chairback box seats down the right and left field foul lines.

The bullpens, which once existed where the seats down the foul line are now, were relocated during the renovation. Auburn's bullpen is located behind the Green Monster in left field, while the visiting bullpen rests beyond the right-center field fence, next to the K Corner.

Prior the 2002 renovations, Auburn's scoreboard was the last addition to Plainsman Park. The most prominent feature is a old-style, analog clock which sits atop the structure.

Although the grandstand was constructed prior to the 1996 season, one part of the project was already in place for the 1995 season. Auburn installed an outfield wall, which provided a distinct change in the playing dynamics of

Plainsman Park.

Instead of the 12-foot cyclone fence which had encircled the field in the past, a dark green, asymmetrically designed wall made of metal is now in place.

The most unique feature of the fence is the 30-foot "Green Monster" in left field, which provides an aesthetically pleasing view to spectators in the grandstand. Rather than the leftfield foul pole being 345 feet from home plate, as in the past, the wall is just 315 feet from the batter.

Beginning at the leftfield power alley and continuing around to the right field foul pole, the top of the wall drops down from 30 to eight feet.

Auburn baseball moved its home to the present location in time for the 1950 season. Prior to that, all home games were played on what is now a campus green behind the east side of Jordan-Hare Stadium.

Plainsman Park was host to the 1978 NCAA South Regional and NCAA Regionals in 1999, 2003 and 2010. It has also witnessed the budding baseball careers of Bo Jackson, Tim Hudson, Gregg Olson, Scott Sullivan and Frank Thomas. In 1994, John Powell struck out LSU's Warren Morris at Plainsman Park to set the NCAA career strikeout record. Powell also set the SEC all-time strikeout mark at Plainsman Park, against Arkansas in 1993.

Plainsman Park also has had the privilege of hosting President George W. Bush. Approximately 14,000 people gathered on October 24, 2002, to listen to Bush speak. Bush's visit marked the first time since Franklin D. Roosevelt in 1939 that a United States President visited Auburn while in office.

The field is named in honor of Billy and Jimmy Hitchcock, brothers who became two of Auburn's most noteworthy athletic performers during the 1930s. In 1997, Plainsman Park was renamed Hitchcock Field at Plainsman Park.

The university renamed the facility Samford Stadium-Hitchcock Field at Plainsman Park in May of 2003, naming the stadium after long-time Auburn Board of Trustee Member W. James "Jimmy" Samford, Jr.

Jimmy Samford, who passed away in December of 2003, worked tirelessly in spearheading the efforts for the renovations of Plainsman Park in the late 1990s. It was his work that has made Samford Stadium-Hitchcock Field at Plainsman Park the top collegiate baseball facility in the country. Samford graduated from Auburn in political science in 1972 and was appointed to the board in 1987.

The late Jimmy Hitchcock was Auburn's first All-American in both baseball and football and was known as the "Phantom of Union Springs" for his overall athletic ability. Following a career in major league baseball, Jimmy Hitchcock coached the Auburn baseball team in the 1940s before being elected to the Public Service Commission of Auburn on three different occasions.

Billy Hitchcock led Auburn to its first SEC baseball title in 1937 and to its first football bowl game later that fall. Following a nine-year major league playing career with five teams, "Mr. Billy" earned the title of "The Dignified War Eagle" as manager of the Detroit Tigers, Baltimore Orioles and Atlanta Braves and as commissioner of the Southern League. Hitchcock passed away at the age of 89 in April 2006.



PLAINSMAN PARK FACTS

PLAINSMAN PARK FACTS

GENERAL INFORMATION

First Year	1950
Years	Entering 65th
Surface	Natural Grass
All-Time Record	1,094-479 (.695)
Most Wins, Season	30 (1997 & 2010)
Capacity	4,096

SEATING BREAKDOWN

Chairback Seats	3,227
Terrace Seats	750
Wheelchair Spaces	60
Press Box Seats	59

DIMENSIONS

Left Field	315 ft.
Left-Center	335/385 ft.
Center Field	385 ft.
Right-Center	360 ft.
Right Field	331 ft.

FENCE HEIGHT

Left Field	30 feet
LC to RF Foul Pole	8 feet

FIRST NIGHT GAME

March 27, 1977 vs. LSU, 2-0, 10-2

EVENTS HOSTED

1978 NCAA South Regional
 1999 NCAA Regional
 2002 President George W. Bush Visit
 2003 NCAA Regional
 2010 NCAA Regional

RENOVATIONS/ADDITIONS

1995	New outfield wall
1996	Renovation of Plainsman Park
1998	Existing Scoreboard
2002	Addition of 620 chair-back seats down right and left field lines
2003	Drainage system and new playing surface
2004	Strength and Rehabilitation Center
2008	Renovation of team meeting room
2009	New video board installed
2010	Wall of Fame added
2013	Clubhouse renovated Alumni Room
	New coaches' offices in Strength/Rehab Center
	Open fence for home bullpen
	Flagpoles on plaza honoring CWS teams
2014	Expanded dugouts

ATTENDANCE RECORDS

SINGLE-GAME

Att.	Date	Opponent	Result
4,715	4/6/2002	LSU	W, 11-3
4,673	4/5/2003	Alabama	L, 2-3
4,503	4/4/2003	Alabama	W, 10-2
4,491	4/5/2002	LSU	L, 4-9
4,471	4/12/1997	Alabama	W, 13-8
4,428	4/6/2003	Alabama	W, 7-6
4,415	5/29/1999	NC State	W, 9-7
4,409	3/11/2003	Georgia Tech	L, 2-4
4,360	2/22/2014	California	L, 0-5
4,220	3/29/2008	Tennessee	L, 4-8

THREE GAME SERIES

Att.	Opponent	Dates
13,606	Alabama	April 4-6, 2003
13,320	LSU	April 5-7, 2002
11,514	Auburn Tourn.	Feb. 18-20, 2011
11,367	Alabama	April 20-22, 2007
11,272	Kentucky	March 19-21, 2004

SINGLE SEASON

Att.	Year	Dates	Avg.
111,627	2004	33	3,382
109,778	1999	38	2,888
107,500	2014	34	3,161
105,720	2005	35	3,020
102,637	2000	35	2,932

PLAINSMAN PARK
YEAR-BY-YEAR RECORDS

1950.....	4-7	1983.....	10-16
1951.....	7-4	1984.....	19-10
1952.....	5-5	1985.....	19-6
1953.....	1-5	1986.....	23-7
1954.....	9-2	1987.....	26-7
1955.....	6-5	1988.....	27-8
1956.....	5-6	1989.....	29-7
1957.....	9-4	1990.....	27-11
1958.....	9-6	1991.....	25-11
1959.....	2-1	1992.....	22-12
1960.....	7-3	1993.....	27-7
1961.....	6-3	1994.....	25-8
1962.....	9-1	1995.....	28-5
1963.....	6-0	1996.....	22-11
1964.....	4-1	1997.....	30-6
1965.....	7-0	1998.....	26-8
1966.....	10-3	1999.....	27-5
1967.....	13-4	2000.....	27-8
1968.....	14-3	2001.....	25-4
1969.....	15-7	2002.....	26-7
1970.....	10-6	2003.....	25-12
1971.....	11-6	2004.....	21-12
1972.....	11-12	2005.....	21-14
1973.....	12-7	2006.....	17-17
1974.....	20-4	2007.....	22-13
1975.....	16-11	2008.....	20-15
1976.....	20-8	2009.....	22-13
1977.....	18-7	2010.....	30-9
1978.....	19-8	2011.....	19-14
1979.....	19-4	2012.....	22-13
1980.....	20-8	2013.....	22-12
1981.....	17-12	2014.....	19-16
1982.....	22-8		





HEAD COACH SUNNY GOLLOWAY



**SUNNY
GOLLOWAY**

29

RECORD AT AUBURN / YEARS
(28-28) / 2nd

Sunny Golloway, who enters his second season on The Plains in 2015, was named Auburn's 17th head baseball coach on June 14, 2013.

CAREER RECORD / YEARS
709-365-1 (.660) / 19th

Golloway spent the previous eight seasons (2005-13) as head coach at the University of Oklahoma, where he led the Sooners to seven NCAA Regional berths, four NCAA Super Regionals and the 2010 College World Series.

ALMA MATER
Oklahoma Christian (1984)

Golloway has been a proven winner at each of his head coaching stops. In 17 full seasons as a head coach - eight seasons each at Oklahoma and Oral Roberts as well as one at Auburn - Golloway has amassed a record of 709-365-1 (.660), including 12 seasons with at least 40 wins. He recorded a mark of 346-181-1 (.656) in eight-plus seasons as the Oklahoma head coach, an average of more than 40 wins per season. Prior to the 2013 season, Golloway's winning percentage ranked No. 15 nationally among active head coaches.

DATE HIRED AT AUBURN
June 14, 2013

In 2013 at Oklahoma, Golloway led the Sooners to a 43-21 overall record, a Big 12 Tournament title, an NCAA Regional title and a Super Regional appearance. His final team at Oklahoma also produced a pair of All-Americans, including pitcher Jonathan Gray, the No. 3 overall pick in the 2013 Major League Baseball First-Year Player Draft.

COACHING EXPERIENCE
Oklahoma AC (1992-95)
Kenai Peninsula Oilers HC (1993-95)

Under Golloway, Oklahoma posted the program's fifth-straight 40-win regular season in 2013, making Oklahoma one of a select few programs nationally to win at least 40 games in five consecutive years. The Sooners finished third in the Big 12 standings while making the program's sixth-straight NCAA postseason appearance (36th overall). OU finished the 2013 campaign ranked as high as No. 18 in the nation after falling to LSU in the NCAA Baton Rouge Super Regional.

Oral Roberts HC (1996-03)
Team USA AC (2002)
Oklahoma AC (2004-05)
Oklahoma HC (2005-13)
Auburn HC (2014-)

The Sooners hosted three NCAA Regionals under Golloway while making the program's only Super Regional appearances (2006, 2010, 2012 and 2013) and making it back to the College World Series in 2010 for the first time since 1995.

POSTSEASON
14 NCAA Regionals
4 NCAA Super Regionals
2010 College World Series

Golloway has 23 years' experience as a collegiate coach. He served as an assistant coach at Oklahoma from 1992-95, helping lead the Sooners to three trips to the College World Series in those four years and a national title in 1994. He took over as head coach at Oral Roberts in 1996, and the Golden Eagles won the Mid-Continent Conference title and advanced to an NCAA Regional in each of his final six seasons at ORU.

He returned to Oklahoma as associate head coach in 2004 and was elevated to interim head coach on May 1, 2005. Two months later, he was named Oklahoma's eighth head baseball coach.

GOLLOWAY BY THE NUMBERS

- 709** Career head coaching victories
- .660** Career win % as head coach;
2nd among active SEC head coaches
- 116** MLB Draft Picks
- 95** All-Conference Selections
- 14** NCAA Regional Appearances
- 12** Seasons with 40+ Wins
- 4** NCAA Super Regional Appearances
- 1** College World Series Appearance

Golloway has produced 83 MLB draft picks in his 18-year tenure as a collegiate head coach, and a total of 116 players have been draft selections in his 23 years in college baseball. He has also coached 95 all-conference selections between his three head coaching stops, including 61 All-Big 12 selections at Oklahoma from 2006-13.

Three of OU's recruiting classes under Golloway were ranked in the top 10 in Collegiate Baseball's national rankings, including the 2007 group of newcomers that was tabbed the fourth best in the country, the highest ranking since 1987 and tied for the second best in program history. At ORU, Golloway posted a mark of 335-156 (.682). He coached 16 All-Americans, three Freshman All-Americans and 26 of his ORU players were drafted or signed professional contracts. He was honored four times as Mid-Continent Conference Coach of the Year by his peers (1998, 1999, 2000, 2002).



HEAD COACH SUNNY GOLLOWAY

In his final six seasons at Oral Roberts, Golloway was responsible for turning the Golden Eagles into one of the nation's winningest programs. The program flourished under Golloway's guidance and tallied 277 wins in that time, an average of more than 46 victories per season, and a .731 winning percentage. Golloway and the Golden Eagles dominated the Mid-Continent Conference after joining the league in 1998, winning six consecutive regular season and tournament titles, and advancing to six consecutive NCAA Regionals. ORU was an amazing 85-5 in conference play over his last four seasons.

Golloway is a former Team USA assistant and head coach of several collegiate summer teams. In the summer of 2002, he was selected to serve as pitching coach for the USA Baseball National Team. Under his direction, the team recorded the lowest ERA in its history. Golloway also helped team USA to a silver medal.

Born in Springfield, Mo., Golloway grew up in Stillwater, Okla., and graduated from Stillwater High School in 1979. He attended Northeastern Oklahoma A&M Junior College in Miami, Okla., for one year before transferring to Oklahoma Christian College where he received his bachelor's degree in business in 1984. He has also done graduate work at the University of Central Oklahoma and the University of Oklahoma.

Golloway and his wife, Charlotte, have three children: Sunni Kate, Taylor and Callen.

GOLLOWAY YEAR-BY-YEAR COACHING RECORD

Year	Position	Overall Record	Conf. Record	Notes
1992	Oklahoma (assistant coach)	43-24	17-7	College World Series
1993	Oklahoma (assistant coach)	31-24	13-14	
1994	Oklahoma (assistant coach)	50-17	21-9	National Champions
1995	Oklahoma (assistant coach)	42-16	21-7	College World Series
1996	Oral Roberts	32-24	--	
1997	Oral Roberts	26-30	--	
1998	Oral Roberts	45-20	18-6	Mid-Continent Champs; NCAA Regional
1999	Oral Roberts	46-15	14-4	Mid-Continent Champs; NCAA Regional
2000	Oral Roberts	49-15	26-1	Mid-Continent Champs; NCAA Regional
2001	Oral Roberts	48-13	24-1	Mid-Continent Champs; NCAA Regional
2002	Oral Roberts	48-19	16-2	Mid-Continent Champs; NCAA Regional
2003	Oral Roberts	41-20	19-1	Mid-Continent Champs; NCAA Regional
2004	Oklahoma (assistant coach)	38-24	19-8	NCAA Regional
2005	Oklahoma (assistant coach)	23-20	7-11	
	*Oklahoma	12-6	7-2	NCAA Regional
2006	Oklahoma	45-22	17-10	NCAA Super Regional
2007	Oklahoma	34-24	11-16	
2008	Oklahoma	36-26-1	9-17-1	NCAA Regional
2009	Oklahoma	43-20	17-10	NCAA Regional
2010	Oklahoma	50-18	15-10	College World Series
2011	Oklahoma	41-19	14-11	NCAA Regional
2012	Oklahoma	42-25	13-10	NCAA Super Regional
2013	Oklahoma	43-21	13-11	Big 12 Tournament Champs; NCAA Super Regional
2014	Auburn	28-28	10-20	
Totals	18 Seasons as Head Coach	709-365-1 (.660)	243-132-1 (.646)	

* Served as Oklahoma interim head coach for final 18 games of 2005 season





ASSISTANT COACHES



TOM HOLLIDAY

40

YEARS AT AUBURN
First

ALMA MATER
Miami [Fla.] (1975)

COACHING EXPERIENCE
Miami [Fla.] AC (1976)
Arizona St. AC (1977)
Okla. State AC (1978-1996)
Okla. State HC (1997-2003)
Texas AC (2004-06)
NC State AHC (2007-14)
Auburn AHC (2015-)

PLAYING EXPERIENCE
Yavapai CC (1972-73)
Miami [Fla.] (1974-75)

Tom Holliday, who has helped lead teams to 15 College World Series appearances and two national championships, will begin his first season as associate head coach and pitching coach at Auburn in 2015.

In addition to his duties as associate head coach and pitching coach, Holliday will serve as Auburn's recruiting coordinator.

Holliday comes to Auburn after spending the past eight seasons as associate head coach at North Carolina State, where he most recently helped lead the Wolfpack to the 2013 College World Series and groomed ace pitcher Carlos Rodon into the No. 3 overall MLB Draft pick in 2014.

In seven seasons as NC State's pitching coach, Holliday coached five All-ACC pitchers and four All-Americans. He had 15 hurlers selected in the Major League Baseball First-Year Player Draft, including a first-rounder, second-rounder, a fifth-rounder, a sixth-rounder, two

eighth-rounders and an 11th-rounder.

Holliday, who began his coaching career in 1976, has known nothing but success as a college coach. He owns a 281-150 record as a head coach and has a combined record of 1662-665 in 37 years as an assistant and head coach in the college ranks. In all, Holliday has coached with 15 teams that participated in the College World Series in Omaha, including two that won the national championship.

Holliday began his coaching career as a graduate assistant at his alma mater, Miami, in 1976. After one season with the Hurricanes, Holliday went to Arizona State University for the Sun Devils' run to the 1977 national championship. He has been with winning programs ever since. After one season at Arizona State, Holliday spent the next 26 years at Oklahoma State University in Stillwater, Okla., the first 19 as the Cowboys' pitching coach and recruiting coordinator. He was the Cowboys' head coach from 1997-2003.

In Holliday's 26 years in Stillwater, Oklahoma State made 11 College World Series appearances, including seven in a row from 1981-87. The Cowboys played in the CWS championship game in 1981, 1987 and 1990. He took Oklahoma State to Omaha as head coach in 1999, finishing the year with a 46-21 record and ranked No. 8 in the country. The Cowboys won 50 games or more eight times while Holliday was on the staff, including 61 victories in 1988, and averaged more than 47 wins per season. Holliday coached 10 first-team All-Americans and 27 total All-Americans at Stillwater, 92 all-conference performers, seven Freshman All-Americans, two U.S. Olympians and six U.S. National Team members, 52 academic all-conference honorees, and 155 players who went on to careers in professional baseball, including nine who were first-round draft picks.

Holliday worked with numerous Oklahoma State players who went on to major league careers, including Pete Incaviglia (Baseball America's Player of the Century), Robin Ventura (Baseball America's Player of the Decade for the 1980s), Jeromy Burnitz, Mickey Tettleton, Doug Dascenzo, Scott Williamson, Mike Henneman, Luke Scott, Scott Baker, Matt Smith, Jeff Salazar and Josh Fields.

Holliday was the pitching coach at the University of Texas from 2004-06. The Longhorns were NCAA runners-up in 2004, his first year in Austin, then won the national championship in 2005. Collegiate Baseball magazine named him its 2005 National College Pitching Coach of the Year. Each of Holliday's three Longhorn pitching staffs ranked among the nation's leaders statistically, and three of his pitchers at UT earned All-America honors. Seventeen members of Holliday's three Texas pitching staffs went on to play professional baseball, and three -- Sam LeCure, J.P. Howell, and 2005 American League Rookie of the Year Huston Street -- reached the big leagues.

A native of Uniontown, Pa., Holliday and his wife Kathy, have two sons, Josh and Matt. Josh is currently the head coach at Oklahoma State, and Matt is the starting left fielder for the St. Louis Cardinals and a six-time National League All-Star.



ASSISTANT COACHES



GREG NORTON

14

YEARS AT AUBURN
Second**ALMA MATER**
Oklahoma (1994)**COACHING EXPERIENCE**
Miami Marlins:
Triple-A Hitting Coach (2010)
Triple-A Manager (2010-11)
Minor League Hitting Coord.
(2012-13)
Auburn (2014-)**PLAYING EXPERIENCE**
MLB (1996-09):
• Chicago (AL) (1996-2000)
• Colorado (2001-03)
• Detroit (2004)
• Tampa Bay (2006-07)
• Seattle (2008)
• Atlanta (2008-09)

MiLB (1993-97; 2000, 2002,
2004-09)

Oklahoma (1991-93)

Greg Norton, a 13-year Major League Baseball veteran, is in his second season as hitting coach at Auburn. He was hired on July 15, 2013.

In his first season, he helped tutor Auburn's Jordan Ebert to a .353 batting average - the second best mark in the Southeastern Conference.

Norton spent the 2013 season as the minor league hitting coordinator in the Miami Marlins organization, and he served two years with the New Orleans Zephyrs, the Marlins' Triple-A affiliate, as both a hitting coach and manager.

Norton made his coaching debut during the 2010 season as the Zephyrs' hitting coach. Midway through the year, he was promoted to manager when the Zephyrs' manager, Edwin Rodriguez, replaced Fredi Gonzalez as the Marlins' skipper. Norton finished the 2010 season and stayed on as manager for the entirety of the 2011 campaign.

In 1,107 big-league games, the switch-hitting Norton batted .249 with 89 home runs and 338 RBI. He played professionally from 1993 until 2009, spending time with the Chicago White Sox, Colorado, Detroit, Tampa Bay, Seattle and Atlanta.

He made his major league debut on Aug. 18, 1996, for the White Sox. His most productive year in Chicago came in 1999, when he hit .255 with 16 home runs and 50 RBI while splitting time at first base with three other players, including Auburn great Frank Thomas.

Playing for the Rockies from 2001-03, he hit .252 in 344 games. His final year in Colorado, Norton led the major leagues in successful pinch hits and pinch-hit RBI. After spending time with the Tigers, Rays and Mariners over the next five years, he was traded to the Braves in 2008. That season, he led the majors with three pinch-hit home runs. He played alongside Auburn great Tim Hudson during that season.

Norton played collegiately at the University of Oklahoma from 1991-93, under then-assistant coach Sunny Golloway. In his junior season of 1993, the Sooners' third baseman was the team's batting champion with a .370 average, and he was named a second-team All-American by the NCBWA. He was a seventh-round draft pick out of high school in 1990, but improved his draft stock to a second-round pick by the White Sox in 1993.

Norton and his wife, Jaena, have a son, Jace and a daughter, Ciana.





ASSISTANT COACHES & SUPPORT STAFF



HUNTER VICK

YEARS AT AUBURN
2nd

ALMA MATER
West Florida (2004)

COACHING EXPERIENCE
Pensacola Pelicans (2008)
Coastal Kingfish (2009)
Sussex Skyhawks (2010)
East Central CC (2010-11)
Central Ala. CC (2012-13)
Auburn (2014-)

PLAYING EXPERIENCE
MiLB (2004-07)
West Florida (2003-04)
Faulkner State CC (2001-02)

Hunter Vick enters his second season as a volunteer assistant and infield coach on the Auburn baseball staff in 2015. In his first year at Auburn in 2014, Vick helped Auburn's defense to a program record tying field percentage mark of .970.

Prior to his appointment at Auburn, Vick spent four years coaching at the junior college level as well as three years coaching in the professional ranks. In 2013, he helped lead Central Alabama Community College to the NJCAA National Championship as an assistant.

Vick works with the Tigers' infielders alongside Golloway. He will also assist with camps, off-field operations and on-campus recruiting.

He spent two seasons at CACC, capturing a national title in 2013 and climbing as high as No. 2 in the NJCAA national rankings in 2012. The Trojans posted an 86-26 record under his leadership.

Prior to CACC, he was an assistant coach for two years at East Central Community College in Decatur, Miss. While there, he helped the team's defense record a .972 fielding percentage in 2010, the top fielding mark in the nation.

Following a four-year professional playing career, Vick worked for three different independent league teams as an infield and hitting coach. He coached the Pensacola Pelicans (American Association) in 2008, the Coastal Kingfish (Continental League) in 2009, and the Sussex Skyhawks (Can-Am League).

Vick played professionally for four seasons, including three years in the Tampa Bay Devil Rays organization. He played most of the 2005 season at the Rookie level in Princeton, W.Va., before finishing the season in Double-A with the Montgomery Biscuits. In 2006, he played in Single-A with the Southwest Michigan Devil Rays and the Visalia Oaks, batting .236 with six doubles, a home run and 17 RBI. His final season of pro baseball was 2007, when he played a career-high 113 games with the Vero Beach Devil Rays, batting .214 with nine doubles, two triples, a homer and 31 RBI. He also played part of one season of independent league ball, signing with the Pensacola Pelicans for 14 games at the end of the 2004 season.

He played collegiately at the University of West Florida, where he started all 109 games for the Argonauts over two seasons, hitting .376 as a senior in 2004 with 10 doubles, three triples and 19 RBI in 192 at-bats. Vick also played two years of junior college ball at Faulkner State CC.

A native of Thomasville, Ala., he is married to Lauren Leigh Vick. The couple has a son, Cameron.



SCOTT DUVAL

YEARS AT AUBURN
18th

ALMA MATER
Auburn (1999)

Director of Baseball Operations Scott Duval enters his 18th season with the Auburn Tigers baseball program in 2015. He is responsible for the off-the-field operation of the baseball office. He oversees the baseball budget, team travel, game operations, student managers and all other business aspects of the baseball office. He also serves as the Camp Director for the Tigers' summer and winter baseball camps.

Duval is baseball's liaison with Auburn's media relations, marketing and promotions and compliance offices as well as the SEC office. He also takes the reigns on the annual team banquet, Strike Out Cancer 5K and Home Run Derby, working with outside organizations to make sure all events run smoothly while generating money for their respective organizations. Duval also works closely with the Auburn Diamond Club and the Auburn Baseball Alumni Club, organizing various team events throughout the year, and he helped coordinated the First Annual Alumni Golf Tournament in 2006.

A native of Mobile, Ala., Duval served as a student manager for the men's basketball team at the University of Mobile in 1995. After transferring to Auburn in 1996, he served as a student manager for the Auburn baseball team from 1997-2000. He then served as a Graduate Administrative Assistant in 2001 before joining the Auburn staff full time prior to the 2002 season as the Tigers' Administrative Assistant. He was promoted to Director of Baseball Operations prior to the 2004 season.

Duval was born on October 13, 1975. He graduated Summa Cum Laude from Auburn in 1999 with a Bachelor's of Science degree in health promotions with a minor in sports management. He continued his education at Auburn, receiving his Master's of Education in higher education administration in the spring of 2001.

Duval is married to the former Jessi Beshears and the couple resides in Auburn with their son, Bronx and daughter, Tessa.

ASSISTANT COACHES & SUPPORT STAFF



ANTHONY SANDERSEN

YEARS AT AUBURN
Fifth

Anthony Sandersen is in his fifth year as the certified athletic trainer for the Auburn baseball team after spending five years working for a pair of professional baseball organizations.

ALMA MATER
South Dakota St. (2004)

A graduate of South Dakota State University with a B.S. in athletic training in 2004, Sandersen earned his M.S. in sports health care from A.T. Still University in 2007.

Before joining the staff at Auburn, Sandersen spent two seasons as the full time athletic trainer for the Milwaukee Brewers rookie level team in Phoenix, Ariz. While in Phoenix, he completed all team coverage duties as well as assisted the Minor League Medical Coordinator with various duties.

Prior to his stint with Milwaukee, Sandersen was the full time athletic trainer for the Chicago Cubs rookie level team (2007) in Mesa, Ariz. and the short season Single-A team (2008) in Boise, Idaho.

Sandersen is married to Sarah Jean Sandersen and the couple has a daughter, Madalyn Ann.



TAYLOR BRYAN

YEARS AT AUBURN
Fourth

Taylor Bryan is in his fourth year working in the Auburn athletics department and his first season with the baseball program.

ALMA MATER
Troy (2009)

Twice a graduate of Troy University (B.S., 2009; M.S., 2011), Bryan recently completed his second season with the Auburn football program, including its run to the 2014 BCS Championship Game.

The Birmingham, Ala. native worked with the Auburn gymnastics program and two-time SEC Coach of the Year Jeff Graba from 2011-2014. He has also spent time with track and field as well as women's tennis while with the Tigers.

Prior to moving to the Plains, Bryan worked in the athletics department at Troy with its Sun Belt Champion football, baseball and men's basketball programs. He is a member of CoSIDA, FWAA, BWAA and CBWAA.

Bryan is married to the former Claire Thomasson. The couple resides in Auburn.

ADDITIONAL SUPPORT STAFF



Randall Dickey
Administrator



Andrew Dewing
Clubhouse Manager



Heath Holliday
Video Coordinator



Dr. Kirsten Perkins
Academic Counselor



Trent Mummy
Student Coach

STUDENT MANAGERS



Justin Veazey
Fourth Season



Sam Bayles
Third Season



Brian Lenhart
Second Season



Connor Webster
Fourth Season



SUPPORT STAFF



Ryan Jenkins

YEARS AT AUBURN
Second

ALMA MATER
Auburn (2014)

Ryan Jenkins is beginning his second year on staff with the Auburn baseball program and his first year as strength and conditioning coach.

Jenkins was drafted by the Kansas City Royals in the 17th round in 2010. He went on to play in the Royals' minor league system from 2010-12. Jenkins returned to Auburn in 2013 to complete his degree and served as a student assistant coach during the 2014 season.

The Millbrook, Ala. native was a four-year letter winner with the Tigers from 2006-10 as a catcher. He was named to the All-SEC team in 2010 after hitting .365 with seven home runs and 34 RBI while making 48 starts behind the plate.



Scott Sehnert

YEARS AT AUBURN
Fourth

ALMA MATER
Ball State (2003)

Scott Sehnert joined the Auburn University Sports Medicine staff in August 2009. In his role as Sports Dietitian, he oversees the sports nutrition needs for AU's 21 varsity sports, including nutrition education, counseling, training tables, body composition analysis, and supplement evaluation.

Sehnert holds a Bachelor's Degree in Dietetics from Ball State University, where he was also a varsity student-athlete. He earned his first Master's degree in Nutritional Sciences with a wellness and sports nutrition emphasis from the University of Kentucky while completing his clinical training at UK's Chandler Medical Center and the Lexington V.A. Hospital. He received his second Master's degree in Kinesiology with a concentration in exercise physiology from Michigan State University.

After completing his first master's degree and clinical training, he spent three months as an intern with the U.S. Speed Skating Team and the University of Utah sports nutrition program. Prior to coming to Auburn, he held a similar position at Michigan State University where he coordinated the sports nutrition services for their student-athletes.

Sehnert is a Registered Dietitian (RD) with the American Dietetic Association (ADA) and is a member of the Sports, Cardiovascular, and Wellness Nutrition (SCAN) dietetic practice group. Scott also holds certifications with the ADA as a Board Certified Specialist in Sports Dietetics (CSSD), and with the National Strength and Conditioning Association (NSCA) as a Certified Strength and Conditioning Specialist (CSCS). He serves on the Board of Directors for the Collegiate and Professional Sports Dietitians Association (CPSDA).

Sehnert is married to the former Beth Romick of Evansville, Ind. The couple have a son, Leland Matthew.



SPORTS MEDICINE



JOE-JOE PETRONE
DIR. OF SPORTS MEDICINE

Joined AU Staff: August 25, 2009

Responsibility: Oversees Auburn's department of 12 certified full-time staff and 11 certified graduate assistants.

Experience: Spent seven years as the Head Athletic Trainer at Middle Tennessee State University, overseeing medical care given to the athletes of 18 different varsity sports. Prior to MTSU, spent five years as the athletic trainer and therapist at The HealthSouth Sports Medicine Center in Tampa, Florida. Was the assistant athletic trainer for the Tampa Bay Buccaneers from 1987 to 1996. From 1981 to 1987, was the assistant athletic trainer at Ole Miss. For five years, worked as an athletic trainer for the New York Yankees Fantasy Camp and also was a volunteer athletic trainer for Florida College and Hillsborough High School football. Summer assistant athletic trainer for the New York Jets in Hempstead, New York, in 1979 and 1980.

Personal Information: Earned his bachelor's degree from Vanderbilt University in 1980 and a Master's of Science from the University of South Florida in 1994. He and his wife, Allyson, have twin sons, Chas and Michael. He is a certified member of the National Athletic Trainers Association. Petrone is also a member of the Southeastern Athletic Trainers' Association, and the Alabama Athletic Trainers' Association.



DR. JAMES ANDREWS
ORTHOPAEDIC SURGEON

Responsibility: Serves as orthopaedic surgeon and Medical Director for Auburn student-athletes.

Experience: A member of the Andrews Sports Medicine and Orthopaedic Center, Chairman of the Board of the American Sports Medicine Institute (ASMI) in Birmingham, Ala. and Medical Director of the Andrews Institute in Gulf Breeze, Fla. Has been mentor for more than 250 orthopaedic/sports medicine fellows who have trained with him through the American Sports Medicine Institute. A member of the American Board of Orthopedic Surgery and the American Academy of Orthopedic Surgeons. Has been awarded a Doctor of Laws Degree from Livingston University, Doctor of Science Degree from Troy State and a Doctor of Science Degree from Louisiana State University. Currently serves as Senior Orthopaedic Consultant for the Washington Redskins, Medical Director for the Tampa Bay Devil Rays, and is Co-Medical Director for the Ladies Professional Golf Association.

Personal Information: Graduated from Louisiana State University in 1963 where he was Southeastern Conference indoor and outdoor pole vault champion. Completed medical school in 1967 and completed his orthopaedic residency at Tulane Medical School in 1972. Elected to the Alabama Sports Hall of Fame in 1992.



DR. MICHAEL GOODLETT
TEAM PHYSICIAN

Responsibility: Serves as Auburn University Sports Medicine team physician, overseeing all aspects of the daily sports medicine/primary care needs of all Auburn student-athletes. Coordinates care with the athletic training staff, local medical community, and Auburn University Medical Director, Dr. James Andrews.

Experience: A charter member of the American Medical Society for Sports Medicine. Also a member of the American Sports Medicine Fellowship Society, American Medical Society, Medical Association of the State of Alabama, Lee County Medical Society, American Academy of Family Physicians and Alabama Academy of Family Physicians. An affiliate professor in Kinesiology at Auburn University. A member of Auburn's Institutional Review Board for the Use of Human Subjects in Research since 1996. Previously served as Medical Director of Auburn's Drake Student Health Center. Formerly practiced at East Gadsden Clinic in Gadsden, Ala., served as Medical Director of the Etowah County Hospice Organization and as Team Physician at Jacksonville State University. Named 2008 SEC Team Physician of the Year.

Personal Information: Married to the former Donna Webster of Tanner, Ala., and has two children, Haley and Hunter. Graduated summa cum laude from the University of North Alabama in Florence, Ala., with a bachelor of science in Chemistry. Graduated from the University of South Alabama College of Medicine in Mobile, Ala. with a Doctor of Medicine. Family practice residency at University of Alabama-Birmingham/Baptist Memorial Hospital. Fellow, American Board of Family Practice. Certified Team Physician-American College of Sports Medicine.



DAVID WALSH
MANAGER OF PLAINSMAN PARK
PHYSICAL THERAPY

Joined AU Staff: September 2005

Responsibility: Oversees rehabilitation at Plainsman Park Physical Therapy.

Experience: Director of the HealthSouth Physical Therapy Clinic at Auburn from 1998 until accepting current position. Was the Co-Curriculum Director and offsite physical therapy clinic director at East Tennessee State University from 1991-98. Served on the medical staff (track and field) for the 1996 Atlanta Olympic Games. Director and Chief Physical Therapist at Northside Hospital in Johnson City, Tenn., from 1990-91. Served as the director of Physical Therapy (rehabilitation services) at Doctor's Hospital in Columbus, Ga., from 1989-90. Was a staff physical therapist at the Hughston Sports Medicine Clinic in Columbus from 1988-89. An assistant athletic trainer for football, basketball and baseball at The Citadel (Charleston, S.C.) from 1985-88. Was a graduate assistant athletic trainer for football and track at Auburn (1984-85).

Personal Information: Born July 10, 1962, in Bluff City, Tenn. Married to the former Kelly Ladye of Columbus, Ga. Has one daughter, Emily Michelle. Earned B.S. in physical education/sports medicine from East Tennessee State in 1984. Earned Masters in Education from Auburn in 1985. B.S. in physical therapy from Medical University (Charleston, S.C.) in 1988. Is a certified member of the National Athletic Trainers Association. Current member of the American Physical Therapy Association and Alabama Athletic Trainers Association. Founding member of Mountain Empire Sports Medicine Society. Board appointed committee member to advocate working relationships between physical therapists and athletic trainers in 1992 in Nashville, Tenn.





STEVEN BARRANCA

30

POSITION

Right-handed Pitcher

CLASS

Redshirt Freshman

BATS / THROWS

R/R

HEIGHT - WEIGHT

5-11 - 176

EXPERIENCE

TR

HOMETOWN

Alpharetta, Ga.

PREVIOUS SCHOOL

College of Charleston

HIGH SCHOOL

Milton

2014 - FRESHMAN YEAR

Redshirted at College of Charleston

HIGH SCHOOL

2013 Perfect Game Southeast Region Honorable Mention ... Perfect Game 18U Honorable Mention ... led Milton HS to 6A State Championship in 2013 ... three-time district champions ... played in USA Baseball National High School Invitational ... played for 643 DP Baseball Academy where he was the Pitcher of the Year ... was a member of FCA and volunteered for the Miracle League in high school ... also a high school wrestler

PERSONAL

Son of John and Lisa Barranca ... Has one sister, Alexis ... major: business.



JACKSON BURGREEN

19

POSITION
Outfielder

CLASS
Junior

BATS / THROWS
L/L

HEIGHT - WEIGHT
6-1 - 186

EXPERIENCE
2L

HOMETOWN
Athens, Ala.

HIGH SCHOOL
Athens

2014 - SOPHOMORE YEAR

Played in 21 games with seven starts ... Started three times in left field, three times in right field and once as the DH ... Started all three games of Texas A&M series in right field in place of injured Anfernee Grier ... Has two pinch-hit RBIs this season ... Pinch-hit RBI single vs. Presbyterian (2/28) ... Had 2 RBI without an official at-bat against Mercer (3/9) (bases-loaded hit-by-pitch; squeeze bunt) ... Started Sunday game vs. Mississippi State in left field (5/4) ... Stole two bases on the year

2013 - FRESHMAN YEAR

Played in 30 games, making 29 starts ... Started 15 games in left field, 14 in right field ... Hit .225 (25-for-111) with four doubles, one triple and one home run, driving in eight RBI ... Scored 22 runs ... Had a .306 slugging percentage with 34 total bases ... Struck out 25 times ... Had 14 walks, two hit by pitch... Ground into one double play... Had a .323 on-base percentage... Was 2-for-3 stealing bases... Had a perfect 1.000 fielding percentage ... Had a five game hit streak (8-for-20, .400) with six runs, no RBI, three doubles, and three walks ... Was 6-for-17, .352 in season-opening series against Maine (2/15-17) ... Hit by a pitch twice at Kennesaw State (3/12) ... Tied for most in a game during the season ... Was leadoff hitter in 22 games ... Hit safely in 18 of 29 games he started and opened the season on a five-game hitting streak ... Doubled in first career at-bat.

HIGH SCHOOL

Played for Thad Prater at Athens ... Also played for the Bama Bombers and coach Jacob Legg ... Hit .508 with 16 doubles, six triples and five home runs as a senior ... Drove in 24 RBI and scored 47 runs ... 2012 ASWA All-State 5A First Team outfielder ... 2012 Decatur All-Area Team ... 2012 Huntsville Times Elite Team ... Hit .440 with nine home runs and 33 RBI in 2011.

CAREER HIGHS

At Bats: 6, 3x, vs. Eastern Illinois (3/2/13)
Runs: 3, vs. Maine (2/16/13)
Hits: 2, 7x, at Texas A&M (4/6/13)
RBI: 2, 2x, vs. Mercer (3/9/14)
Doubles: 2, vs. Maine (2/15/13)
Triples: 1, vs. Brown (3/8/13)
HR: 1, vs. Eastern Illinois (3/2/13)
Hit Streak: 5 (Feb. 15-23, 2013)
Reach Base..... 7 (Feb. 15-24, 2013)

MULTI-HIT GAMES

Year	2	3	4	5+	Total
2013	7	--	--	--	7
2014	--	--	--	--	--
Totals	7	--	--	--	7

MULTI-RBI GAMES

Year	2	3	4	5+	Total
2013	1	--	--	--	1
2014	1	--	--	--	1
Totals	2	--	--	--	2

PERSONAL

Jackson Karl Burgreen ... Son of Ricky and Lauri Burgreen ... Has a sister, Elizabeth ... Father and grandfather both graduated from Auburn ... Mother played tennis at Calhoun CC ... Major: agricultural economics.

ALL GAMES

Year	Avg	GP	GS	AB	R	H	2B	3B	HR	RBI	TB	SLG%	BB	HBP	SO	GDP	OB%	SF	SH	SB	ATT	PO	A	E	FLD%
2013	.225	30	29	111	22	25	4	1	1	8	34	.306	14	2	25	1	.323	0	0	2	3	63	0	0	1.000
2014	.091	21	7	22	1	2	0	0	0	3	2	.091	7	3	7	2	.375	0	1	2	3	11	0	0	1.000
TOTAL	.203	51	36	133	23	27	4	1	1	11	36	.271	21	5	32	3	.333	0	1	4	6	74	0	0	1.000

SEC GAMES ONLY

Year	Avg	GP	GS	AB	R	H	2B	3B	HR	RBI	TB	SLG%	BB	HBP	SO	GDP	OB%	SF	SH	SB	ATT	PO	A	E	FLD%
2013	.172	11	10	29	3	5	0	0	0	3	5	.172	7	0	7	0	.333	0	0	1	1	24	0	0	1.000
2014	.091	6	4	11	0	1	0	0	0	0	1	.091	2	0	3	1	.231	0	0	0	0	9	0	0	1.000
TOTAL	.150	17	14	40	3	6	0	0	0	3	6	.150	9	0	10	1	.306	0	0	1	1	33	0	0	1.000





JUSTIN CAMP

27

POSITION
Right-Handed Pitcher

CLASS
Junior

BATS / THROWS
R/R

HEIGHT - WEIGHT
6-1 - 229

EXPERIENCE
2L

HOMETOWN
Decatur, Ala.

HIGH SCHOOL
Austin

2014 - SOPHOMORE YEAR

Appeared in 13 games with six starts ... Posted an ERA of 4.01 and a record of 1-5 ... Opponents hit just .246 against him ... Pitched four shutout innings in relief in season opener vs. Indiana State, picked up the save ... Had career-highs in innings pitched, pitches and strikeouts in loss to Alabama State (5.2 IP, 5 H, 3 ER, 8 K) ... Three shutout innings in relief vs. Alabama A&M ... Combined with three other pitchers on one-hitter vs. Kennesaw State (3/11) ... Took a no decision in quality start in Montgomery against Alabama with 6.1 IP, nine hits and three runs allowed with four strike outs ... Started two SEC games against Texas A&M and Tennessee

2013 - REDSHIRT FRESHMAN YEAR

Had a 5-1 record with a 2.44 ERA in 18 appearances ... Held opponents to a .248 batting average over 44.1 innings pitched ... Had two saves, Kennesaw State (3/12) and Samford (4/16)... Was 11.2 innings shy of qualifying for the league stats but would have 13th-best ERA in SEC if he did ... His five wins were most out of the Auburn bullpen and second-most on the team ... Inherited 18 runners and allowed nine to score (50%) ... Retired first hitter faced in 7 of 16 relief appearances ... Recorded first career win in first career outing, pitching four innings while giving up just one earned run against Maine (2/16) ... Gave up a leadoff double but retired the next 12 straight over 4 innings in win over Indiana State (2/24) ... Season-high four strikeouts at Kennesaw State to earn first career save (3/12) ... Pitched five innings of one-hit ball to earn third win of season in 7-4 comeback win over Wofford (4/3) ... Combined with four other pitchers to four-hit Alabama State (4/10) ... Picked up first career SEC win with 1.1 innings of scoreless relief against Georgia (4/12) ... Earned second save with three shutout innings with three strikeouts at Samford (4/16) ... Made first career start at Florida (5/12) and pitched 4.1 innings of shutout ball, scattering five hits and striking out three, helping Auburn to first series win at UF since 2006.

2012 - FRESHMAN YEAR

Was on the roster but was given a medical redshirt after missing the season due to an injury.

HIGH SCHOOL

Played for Mike Henson at Austin HS ... 6-0 with a 0.62 ERA in 41 innings as a senior, striking out 65 ... Had a 3.13 ERA with 107 strike outs in 60 innings as a junior ... Threw three no-hitters in his high school career ... 2010 Team USA Trials invitee ... Perfect Game/Rawlings All-American ... USSSA All-American ... 2010 AHSAA North-South All-Star ... Decatur Daily All-Area.

PERSONAL

Justin Luke Camp ... Son of Jeff and DeLyn Camp ... Has a sibling, Riley ... Major: horticulture.

CAMP AT A GLANCE

CAREER RECORD

at Plainsman Park.....	5-3
On Road.....	1-3
vs. SEC.....	2-4
vs. SEC West.....	1-1
vs. SEC East.....	1-3

CAREER HIGHS

Innings.....	6.2, at Kennesaw State (3/11/14)
Hits.....	9, vs. Alabama* (3/5/14)
Runs.....	6, at Samford (4/15/14)
Earned Runs.....	4, vs. Texas A&M (3/15/14)
Walks.....	3, vs. Alabama State (2/19/14)
Strikeouts.....	8, vs. Alabama State (2/19/14)
Pitches.....	103, vs. Alabama* (3/5/14)
*Capital City Classic (Montgomery, Ala.)	

ALL GAMES

Year	ERA	W	L	App	GS	CG	SHO	CBO	SV	IP	H	R	ER	BB	SO	2B	3B	HR	BF	B/Avg	WP	HBP	BK	SFA	SHA
2013	2.44	5	1	18	2	0	0	0	2	44.1	40	15	12	19	28	7	0	2	188	.248	0	1	0	2	5
2014	4.01	1	5	13	6	0	0	2	1	42.2	41	24	19	10	29	7	2	1	184	.246	2	3	1	1	3
TOTAL	3.21	6	6	31	8	0	0	2	3	87.0	81	39	31	29	57	14	2	3	372	.247	2	4	1	3	8

SEC GAMES ONLY

Year	ERA	W	L	App	GS	CG	SHO	CBO	SV	IP	H	R	ER	BB	SO	2B	3B	HR	BF	B/Avg	WP	HBP	BK	SFA	SHA
2013	3.50	2	1	8	2	0	0	0	0	18.0	19	9	7	10	10	4	0	2	82	.279	0	0	0	1	3
2014	7.36	0	3	4	2	0	0	0	0	11.0	17	9	9	2	7	4	1	0	52	.378	0	1	0	1	3
TOTAL	4.97	2	4	12	4	0	0	0	0	29.0	36	18	16	12	17	8	1	2	134	.319	0	1	0	2	6



JUSTIN CAMP'S CAREER APPEARANCES

*-Starter

2013 - REDSHIRT FRESHMAN YEAR

Date	Opp (Res.)	DEC	QS	IP	H	R	ER	BB	SO	HR	ERA	PIT/STRK
2/16	MAINE (W, 12-3)	W	--	4.0	4	2	1	0	2	0	2.25	56/38
2/24	INDIANA STATE (W, 6-5)	W	--	4.0	1	0	0	1	2	0	1.12	58/34
3/2	EASTERN ILL. (W, 14-7)	H	--	1.0	4	3	3	2	1	0	4.00	34/21
3/10	BROWN (W, 6-3)	--	--	1.0	2	0	0	0	1	0	3.60	18/11
3/12	at Kennesaw St. (W, 8-3)	S	--	3.2	2	0	0	0	4	0	2.63	39/26
3/17	#2 VANDERBILT (L, 6-8)	--	--	2.0	4	3	1	2	2	0	2.87	58/36
3/23	at #3 LSU (L, 1-5)	--	--	1.0	1	0	0	2	0	0	2.70	27/13
3/26	at Troy (L, 2-11)	--	--	1.0	0	0	0	2	0	0	2.55	19/9
4/3	WOFFORD (W, 7-4)	W	--	5.0	4	1	1	0	3	0	2.38	63/43
4/10	ALABAMA ST. (W, 2-1)	--	--	2.1	1	0	0	0	2	0	2.16	32/21
4/12	GEORGIA (W, 4-3)	W	--	1.1	0	0	0	1	1	0	2.05	20/11
4/16	at Samford (W, 6-3)	S	--	3.0	0	0	0	2	3	0	1.84	58/31
4/20	at #10 Miss. St. (L, 0-6)	--	--	3.2	3	0	0	1	1	0	1.64	42/27
4/28	at Missouri (L, 1-4)	L	--	1.1	1	3	3	2	1	1	2.36	32/16
5/4	#18 OLE MISS (W, 8-5)	W	--	2.1	3	1	1	0	2	0	2.45	24/18
5/8	SAMFORD (W, 9-3)	--	--	1.1	3	0	0	2	0	0	2.37	30/17
5/12	*at Florida (W, 4-1)	--	--	4.1	5	0	0	1	3	0	2.13	64/44
5/18	*#11 ARKANSAS (W, 11-6)	--	--	2.0	2	2	2	1	0	1	2.44	42/24

2014 - SOPHOMORE YEAR

Date	Opp (Res.)	DEC	QS	IP	H	R	ER	BB	SO	HR	ERA	PIT/STK
2/14	vs. Indiana State (W, 4-0)	S	--	4.0	3	0	0	1	2	0	0.00	50/30
2/19	* ALABAMA STATE (L, 3-9)	L	--	5.2	5	3	3	3	8	0	2.73	98/63
2/25	ALABAMA A&M (W, 7-3)	--	--	3.0	1	0	0	0	1	0	2.13	34/23
3/5	*vs. Alabama (L, 3-4)	--	X	6.1	9	3	3	1	4	0	2.84	103/63
3/11	*at Kennesaw State (W, 6-1)	W	X	6.2	1	1	0	1	4	0	2.53	84/59
3/15	*TEXAS A&M (L, 0-9)	L	--	5.1	6	4	4	2	4	0	2.90	83/57
3/23	*at Tennessee (L, 6-8)	L	--	2.0	5	3	3	0	1	0	3.62	36/22
3/29	MISSOURI (L, 2-4)	L	--	3.0	5	2	2	0	2	0	3.75	47/31
4/1	SAMFORD (L, 1-8)	--	--	1.1	1	2	2	1	2	0	4.10	30/16
4/8	TROY (W, 6-0)	--	--	1.0	0	0	0	0	0	0	3.99	11/7
4/15	*at Samford (L, 6-7)	L	--	2.2	4	6	2	1	0	1	4.17	55/32
5/2	MISSISSIPPI St. (L, 0-3)	--	--	0.2	1	0	0	0	0	0	4.10	12/5
5/6	BETHUNE-COOK (W, 9-1)	--	--	1.0	0	0	0	0	1	0	4.01	16/10





ROBBY CLEMENTS

24

POSITION
Right-Handed Pitcher

CLASS
Senior

BATS / THROWS
R/R

HEIGHT - WEIGHT
6-5 - 212

EXPERIENCE
1L

PREVIOUS SCHOOL
Wallace State CC

HOMETOWN
Birmingham, Ala.

HIGH SCHOOL
Oak Mountain

2014 - JUNIOR YEAR

Appeared in seven games ... Recorded an ERA of 3.27 ... Had an ERA of 4.26 in two SEC games ... Had a season-long relief appearance of 6.0 innings against LSU on May 15 ... Pitched 11.0 total innings on the season

JUNIOR COLLEGE

Played at Wallace State CC in Hanceville, Ala., for coach Randy Putman ... Went 2-2 with a 2.77 ERA and three saves in 16 appearances, totaling 50 innings pitched in 2013 ... Pitched 57.1 innings as a freshman, going 3-2 with a 3.61 ERA ... Graduated from Wallace State with a 3.8 GPA.

HIGH SCHOOL

Played at Oak Mountain High School for coach Brian Breeze ... Ranked the No. 24 prospect in Alabama by MaxPreps ... Went 3-3 as a senior with 31 strikeouts in 42 innings pitched.

PERSONAL

Robert Barry Clements Jr. ... Parents are Barry and Clare Clements ... Father was a pitcher at Auburn from 1981-82 ... Has two sisters, Teresa and Christen ... Teresa played volleyball at West Alabama, and Christen played volleyball at UT Martin ... Major: business management.

CLEMENTS AT A GLANCE

CAREER RECORD

at Plainsman Park	0-0
On Road	0-0
vs. SEC	0-0
vs. SEC West	0-0
vs. SEC East	0-0

CAREER HIGHS

Innings	6.0, vs. LSU (5/15/14)
Hits	7, vs. LSU (5/15/14)
Runs	4, vs. LSU (5/15/14)
Earned Runs	3, vs. LSU (5/15/14)
Walks	2, vs. LSU (5/15/14)
Strikeouts	1, 3x, at Samford (4/15/14)
Pitches	79, vs. LSU (5/15/14)

ROBBY CLEMENT'S CAREER APPEARANCES

*-Starter

2014 - JUNIOR YEAR

Date	Opp (Res.)	DEC	QS	IP	H	R	ER	BB	SO	HR	ERA	PIT/STRK
2/25	*ALABAMA A&M (W, 7-3)	--	--	1.0	0	1	0	1	1	0	0.00	13/7
3/12	ALABAMA STATE (W, 6-5)	--	--	0.2	1	0	0	0	1	0	0.00	20/12
4/5	at Ole Miss (L, 0-6)	--	--	0.1	1	0	0	0	0	0	0.00	6/4
4/8	TROY (W, 6-0)	--	--	1.0	1	0	0	1	0	0	0.00	7/6
4/15	at Samford (L, 6-7)	--	--	1.1	2	1	1	1	1	0	2.08	18/12
5/6	BETHUNE-COOKMAN (W, 9-1)	--	--	0.2	1	0	0	0	0	0	1.80	6/2
5/15	LSU (L, 0-10)	--	--	6.0	7	4	3	2	0	0	3.27	79/45

ALL GAMES

Year	ERA	W	L	App	GS	CG	SHO	CBO	SV	IP	H	R	ER	BB	SO	2B	3B	HR	BF	B/Avg	WP	HBP	BK	SFA	SHA
2014	3.27	0	0	7	0	0	0	1	0	11.0	13	6	4	5	3	3	0	0	53	.289	2	2	0	0	1

SEC GAMES ONLY

Year	ERA	W	L	App	GS	CG	SHO	CBO	SV	IP	H	R	ER	BB	SO	2B	3B	HR	BF	B/Avg	WP	HBP	BK	SFA	SHA
2014	4.26	0	0	2	0	0	0	0	0	6.1	8	4	3	2	0	2	0	0	29	.308	0	1	0	0	0



BEN CRAFT

22

POSITION
Catcher

2014 - SOPHOMORE YEAR
Redshirted to satisfy NCAA transfer restrictions

CLASS
Redshirt Sophomore

JUNIOR COLLEGE
Played one season at Northwest Florida State College ... Batted .250 with eight doubles, one home run and 18 RBI ... Also scored 22 runs while playing primarily at catcher ... Spent Fall 2012 semester as a quarterback at UAB.

BATS / THROWS
L/R

HIGH SCHOOL
Played at Briarwood Christian for former Auburn head coach Steve Renfroe ... Hit .411 for his career with 18 home runs and 74 RBI ... Had 23 career doubles ... Hit .419 as a senior with nine home runs and 30 RBI with 11 doubles ... All-State as a senior ... Three-time All-Shelby County ... All-Metro Junior and Senior years ... 2012 Shelby County Player of the Year ... 25-4 record as a quarterback ... All-State as a QB following senior season ... Shelby County Football Player of the Year as a junior.

HEIGHT - WEIGHT
6-2 - 203

PERSONAL
Son of Mike and Kira Craft ... Has four siblings, Michelle, Brent, Michael and Allie ... Grandfather JD Gooden played baseball at Troy ... Uncle Justin Craft played football at Georgia Tech and UAB ... Uncle Robert Hanson played football at Florida ... Brother Brent Dye played football at UAB ... Major: business administration.

EXPERIENCE
TR

PREVIOUS SCHOOL
UAB

HOMETOWN
Birmingham, Ala.

HIGH SCHOOL
Briarwood Christian





KEVIN DAVIS

12

POSITION
Right-Handed Pitcher

CLASS
Sophomore

BATS / THROWS
R/R

HEIGHT - WEIGHT
6-0 - 218

EXPERIENCE
1L

HOMETOWN
Brewton, Ala.

HIGH SCHOOL
T.R. Miller

2014 - FRESHMAN YEAR

Saw action in three games as a freshman ... Posted an ERA of 5.40 in three games (two starts) ... Got win in career debut in a pre-determined 3.0 inning start vs. Alabama A&M (2/25) ... Also pitched against Coppin State and Ole Miss.

HIGH SCHOOL

Played at T.R. Miller High School in Brewton, Ala., for coach Jim Hart ... Rated the No. 3 overall player in Alabama and No. 2 pitcher by Perfect Game ... Ranked as the No. 81 overall high school prospect in the nation and the 22nd-best pitcher ... Pitched for the USA Baseball 18U team in South Korea in 2012, helping the USA to a gold medal ... Was the winning pitcher vs. Japan in semifinals ... 2013 Rawlings Second-Team All-America ... 2011 and 2012 Perfect Game Underclass All-America ... High school record was 22-7 with a 0.95 ERA ... Had 460 strikeouts in 199.0 career innings pitched ... Summer team was East Cobb Braves with coach Kevin Baldwin ... Named East Cobb Pitcher of the Year ... Also played football in high school.

PERSONAL

Kevin Joseph Davis ... Parents are Jayson and Kelley Davis ... Has a brother, Kyle ... Major: exercise science.

DAVIS AT A GLANCE

CAREER RECORD

at Plainsman Park	1-0
On Road	0-0
vs. SEC	0-0
vs. SEC West	0-0
vs. SEC East	0-0

CAREER HIGHS

Innings	3.0, vs. Alabama A&M (2/25/14)
Hits	2, vs. Alabama A&M (2/24/14)
Runs	2, vs. Alabama A&M (2/24/14)
Earned Runs	2, vs. Alabama A&M (2/24/14)
Walks	4, 2x, vs. Coppin State (3/19/14)
Strikeouts	1, 2x, at Ole Miss (4/5/14)
Pitches	49, 2, vs. Alabama A&M (2/24/14)

KEVIN DAVIS' CAREER APPEARANCES

*-Starter

2014 - FRESHMAN YEAR

Date	Opp (Res.)	DEC	QS	IP	H	R	ER	BB	SO	HR	ERA	PIT/STRK
2/25	*ALABAMA A&M (W, 7-3)	W	--	3.0	2	2	2	4	1	1	6.00	49/24
3/19	*COPPIN STATE (W, 13-2)	--	--	1.0	1	1	1	4	0	0	6.75	37/16
4/5	at Ole Miss (L, 0-6)	--	--	1.0	0	0	0	2	1	0	5.40	20/8

ALL GAMES

Year	ERA	W	L	App	GS	CG	SHO	CBO	SV	IP	H	R	ER	BB	SO	2B	3B	HR	BF	B/Avg	WP	HBP	BK	SFA	SHA
2014	5.40	1	0	3	2	0	0	0	0	5.0	3	3	3	10	2	1	0	1	27	.231	1	0	0	2	2

SEC GAMES ONLY

Year	ERA	W	L	App	GS	CG	SHO	CBO	SV	IP	H	R	ER	BB	SO	2B	3B	HR	BF	B/Avg	WP	HBP	BK	SFA	SHA
2014	0.00	0	0	1	0	0	0	0	0	1.0	0	0	0	2	1	0	0	0	5	.000	0	0	0	0	0



BO DECKER

35

POSITION
Outfielder

CLASS
Junior

BATS / THROWS
R/R

HEIGHT - WEIGHT
6-2 - 185

EXPERIENCE
JC

PREVIOUS SCHOOL
Seminole State (Fla.)

HOMETOWN
Clermont, Fla.

HIGH SCHOOL
East Ridge

JUNIOR COLLEGE

Played at Seminole State College of Florida in Sanford, Fla. ... Batted .317 with one home run and 11 RBI in 2014 ... Also scored 22 runs with four stolen bases ... Played in 37 games ... Spent freshman season in 2013 at the University of Central Florida ... Reached base safely three times, grabbed his first hit with two RBI during his first collegiate start against Jacksonville ... Went 2-for-5 with four RBI to pace the offense in a 12-10 extra innings win over UAB ... Added two key hits in a 4-3 win over Southern Miss ... Hit his first career double in the second inning and came around to score at Memphis.

HIGH SCHOOL

Drafted in the 39th round by the New York Yankees in the 2012 MLB Draft ... Played for head coach David Bultema at East Ridge High School and was a four-year letterwinner ... Finished second all-time at East Ridge with a .352 career batting average ... Selected to the Rawlings All-America Second Team ... Voted to the All-Central Florida and All-Lake County Baseball Teams ... Was the team MVP his senior season after hitting .385 with two home runs and nine doubles ... Played summer ball with the Orlando Scorpions and placed second in the 2011 WWBA World Championship game ... In 2011, attended the Perfect Game National Underclass Invitational and was named to the Bright House Networks All-Central Florida Team.

PERSONAL

Born in Orlando, Fla. ... Son of Angela and Daniel Decker ... Major in public administration ... Has two sisters, Whitney and Hannah, and one brother, Gary





KYLER DEESE

43

POSITION

Catcher/Infielder

CLASS

Redshirt Sophomore

BATS / THROWS

L/R

HEIGHT - WEIGHT

5-8 - 160

EXPERIENCE

JC

PREVIOUS SCHOOL

Central Alabama

HOMETOWN

Auburn, Ala.

HIGH SCHOOL

Auburn

JUNIOR COLLEGE

Played at Central Alabama Community College for Wynn Fletcher... Hit .296 in 46 games as a sophomore ... Drove in 25 runs with 29 runs scored ... Redshirted the 2013 season at Auburn.

HIGH SCHOOL

Played for Matt Cimo at Auburn ... Also played for the Excel Blue Wave and Matthew Maniscalco, Steve Gendron and Josh Beshears ... Ranked as a top-1,000 prospect by Perfect Game (2012) ... Hit .327 with 21 RBI and nine stolen bases as a senior ... Hit .382 with four home runs and 27 RBI in 2011 ... Had a .443 on base percentage and a .608 slugging percentage ... 2011 AHSAA South All-Star

PERSONAL

Kyler Allen Deese ... Son of Allen and Tina Deese ... Has a sister, Jessi (14) ... Mother was the head softball coach at Auburn from 1997-2013 ... Mother played softball at Florida State and father played baseball at Huntingdon College ... Major: sociology.



GARRETT DELONEY

34

POSITION

Left-Handed Pitcher

CLASS

Freshman

BATS / THROWS

L/L

HEIGHT - WEIGHT

6-1 - 207

EXPERIENCE

HS

HOMETOWN

Montgomery, Ala.

HIGH SCHOOL

Alabama Christian

HIGH SCHOOL

Played at Alabama Christian Academy for Don Gilliam ... Posted a 19-7 career record with a 1.56 ERA and 194 strikeouts ... As a senior, went 7-2 with 0.82 ERA ... Class 4A All-State team as a senior ... Two-time All-Metro ... Played for So Cal National Team ... Named to Perfect Game 17u BCS All-Tourney team

PERSONAL

Son of Rick and Teresa Deloney ... Has two brothers, Richard and Trace ... Undecided on major





JORDAN EBERT

23

POSITION
Infielder / Outfielder

CLASS
Junior

BATS / THROWS
R/R

HEIGHT - WEIGHT
6-1 - 177

EXPERIENCE
2L

HOMETOWN
Foley, Ala.

HIGH SCHOOL
Baldwin County

2014 - SOPHOMORE YEAR

Played in 55 games with 52 starts ... Hit a team-high .353 ... Second on the team with 29 RBI ... Led team with 72 hits and 204 at-bats ... Finished second in the SEC in batting average ... First on the team with 13 sacrifices ... Stole nine bases ... Hit .331 in SEC play ... Led team with 23 multi-hit games ... Enters 2015 with 36 career multi-hit games ... Had five of Auburn's six outfield assists on the year ... Started two games at second base in place of injured Dan Glevenyak ... Recorded three hits in four of six games from 3/7 through 3/15 ... Went 3-for-3 with a triple, 2 RBI and 3 runs scored in win over Mercer (3/7) ... For the Mercer series, hit .600 (6-10), 5 R, 2 RBI ... Hit .500 (7-14) in Missouri series with 2 RBI ... Had first four-hit game of career, going 4-for-5 in 13-inning loss at Ole Miss (4/4) ... Drove in career-high 4 RBI, going 3-for-4 vs. Bethune-Cookman (5/6) ... Named to SEC Academic Honor Roll.

2013 - FRESHMAN YEAR

Started 54 of 56 games as a freshman, 52 of them at second base and twice as designated hitter ... Had the team's third-best batting average at .303 (50 singles, six doubles, a triple and four home runs), scored 29 times and drove in 22 runs ... Had a .403 slugging percentage and .359 on-base percentage ... Hit second in the lineup 26 times and ninth 15 times ... Recorded Auburn's second- and third-longest hitting streaks during the season ... Had a hitting streak of 13 games to start his career (2/16-3/10), the second-longest on the team during the season and the longest since Casey McElroy hit in 15 straight games in the 2011 season ... Longest hitting streak for an Auburn freshman since Javon Moran also hit in 13 straight in 2001 ... Went 19-47 (.404) and scored nine runs during season-opening streak ... Also had a 12-game streak from March 24-April 13, where he hit .318 with 2 RBI, 5 runs scored and four extra-base hits ... Reached base safely in his first 20 games of the season and in 48 of 54 games he played ... Had a .973 fielding percentage with just six errors on 225 chances, helping turn 34 double plays ... Named SEC Freshman of the Week after helping Auburn to a 4-1 week against Jacksonville State, Samford and Florida, where he hit .579 for the week (11-for-19) with two doubles, a home run, four RBI and five runs scored ... Got hot toward the end of the season, hitting .447 with 2 HR and 8 RBI in the team's final 10 games ... Had four games with three or more hits during the year: 3-for-4, 2B vs. Eastern Illinois (3/2); 3-for-4, run, RBI vs. Samford (5/8); 3-for-4, RBI at Florida (5/11); 3-for-5, 2R, 2RBI vs. Arkansas (5/18).

HIGH SCHOOL

Played for Peter Bezeredi at Baldwin County ... Ranked 137th high school prospect by Perfect Game (2012) ... Hit .344 with 17 doubles, five home runs, 26 stolen bases and 31 RBI as a senior ... Power Showcase First Team All-America ... Finished second in the Power Showcase Home Run Derby at Chase Field ... 2012 ASWA All-State 6A First Team ... Ranked 118th high school prospect by Perfect Game (2011) ... Also played for East Cobb Braves and coaches Kevin Baldwin and Jarrod Roberts ... Was a .404 hitter in the first three years of his high school career with 30 doubles, 24 home runs, 142 RBI and 53 stolen bases ... 2011 Louisville Slugger First Team All-America ... 2011 Perfect Game Second Team All-America ... 2011 Alabama Sports Writers 6A All-State ... 2011 AHSAA South All-Star ... 2011 First Team All-Region ... Perfect Game National Showcase Invitee ... East Coach Pro Showcase Invitee ... Attended Fairhope HS as a freshman and hit .368 with three doubles, five triples, five home runs and 40 RBI.

PERSONAL

Jordan Thomas Ebert ... Son of Michael and Tammy Ebert ... Father played baseball at Faulkner State CC and East Tennessee State ... Major: physical education.

CAREER HIGHS	
At Bats:	5, 18x, at Kentucky (5/10/14)
Runs:	3, vs. Mercer (3/7/14)
Hits:	4, at Ole Miss (4/4/14)
RBI:	4, vs. Bethune Cookman (5/6/14)
Doubles:	1, 11x, at Kentucky (5/10/14)
Triples:	1, 2x, vs. Mercer (3/7/14)
HR:	1, 4x, vs. Arkansas (5/18/13)
Hit Streak:	13 (Feb. 16-Mar. 10)
Reach Base:	20 (Feb. 16-Mar. 19)

MULTI-HIT GAMES	
Year	2 3 4 5+ Total
2013	10 4 -- -- 14
2014	15 7 1 -- 23
Totals	25 11 1 -- 37

MULTI-RBI GAMES	
Year	2 3 4 5+ Total
2013	5 -- -- -- 5
2014	4 1 1 -- 6
Totals	9 1 1 -- 11

ALL GAMES

Year	Avg	GP	GS	AB	R	H	2B	3B	HR	RBI	TB	SLG%	BB	HBP	SO	GDP	OB%	SF	SH	SB	ATT	PO	A	E	FLD%
2013	.303	54	54	201	29	61	6	1	4	22	81	.403	18	1	29	2	.359	3	5	3	8	92	127	6	.973
2014	.353	55	52	204	28	72	5	1	0	29	79	.387	12	1	26	5	.385	4	9	9	15	109	11	2	.984
TOTAL	.328	109	106	405	57	133	11	2	4	51	160	.395	30	2	55	7	.372	7	14	12	23	201	138	8	.977

SEC GAMES ONLY

Year	Avg	GP	GS	AB	R	H	2B	3B	HR	RBI	TB	SLG%	BB	HBP	SO	GDP	OB%	SF	SH	SB	ATT	PO	A	E	FLD%
2013	.263	30	30	114	12	30	2	1	2	10	40	.351	11	0	18	2	.328	0	2	2	5	44	68	3	.974
2014	.331	30	29	124	11	41	2	0	0	8	43	.347	3	0	22	4	.341	2	2	1	4	72	7	2	.975
TOTAL	.298	60	59	238	23	71	4	1	2	18	83	.349	14	0	40	6	.335	2	4	3	9	116	75	5	.974



SAM GILLIKIN

11

POSITION
Outfielder

CLASS
Junior

BATS / THROWS
L/R

HEIGHT - WEIGHT
6-2 - 198

EXPERIENCE
2L

HOMETOWN
Hoover, Ala.

HIGH SCHOOL
Hoover

2014 - SOPHOMORE YEAR

Appeared in 24 games with 15 starts ... Hit .214 with five doubles and four RBI on the season ... Made first appearance of season vs. Coppin State (3/18), starting in right field... Went 1-for-1 at the plate ... Started all three games at Tennessee ... Started in right field vs. Kennesaw State (3/25), went 3-for-3 with 2 doubles, 3 runs scored and 2 RBI ... Started 2 of 3 games at Ole Miss ... Returned to starting lineup in Sunday game vs. Mississippi State (5/4) ... Had two doubles and an RBI in 6-5 win over UAB (5/13) ... Was perfect in 30 outfield chances

2013 - FRESHMAN YEAR

Appeared in 30 games, earning 14 starts as a freshman ... Opening day starter in right field ... Batted .159 with 3 RBI and 8 runs scored ... Started in right field for 13 games and started once at designated hitter ... Appeared as a pinch-runner in nine games ... Had a 1.000 fielding percentage with no errors on 26 chances; also had an assist when he doubled off a runner at first against Maine (2/17) ... Robbed a Maine player of a three-run homer by going over the right-field wall to end the top of the fifth in the season-opener (2/15) ... Hit safely in each of his first four games and six of his first seven ... Named to SEC Academic Honor Roll.

HIGH SCHOOL

Played for Rick Davis at Hoover ... 33rd Rd. draft pick (1,019th overall) of the Atlanta Braves in 2012 ... Ranked 105th high school prospect by Perfect Game ... Ranked 169th draft prospect by Baseball America ... Also played for Rookie Gage and the Hoover Baseball Club ... Hit .453 with 16 doubles, six home runs and 36 RBI as a senior ... Also stole 25 bases ... 2012 Baseball America Second Team All-America ... 2012 ASWA All-State 6A First Team outfielder ... 2012 Hoover Area Player of the Year ... Hit .372 with six home runs and 36 RBI, stealing 21 bases in 2011 ... 2011 Under Armour All-American Game ... 2011 AHSAA North All-Star ... 2011 First Team Birmingham All-Metro and All Over The Mountain ... 2011 ESPN Fab 50 Player of the Week (football) ... East Coast Pro Showcase Invitee.

PERSONAL

Samuel Christopher Gillikin ... Son of Chad and Kim Gillikin ... Has a brother, Jake ... Both of his parents and his brother are Auburn graduates ... Father played football at Auburn ... Major: finance.

CAREER HIGHS

At Bats:5, at Ole Miss (4/4/14)
Runs:3, vs. Kennesaw State (3/25/14)
Hits:3, vs. Kennesaw State (3/25/14)
RBI:2, vs. Kennesaw State (3/25/14)
Doubles:2, 2x, vs. UAB (2/13/14)
Triples:--
HR:--
Hit Streak:4 (Feb. 15-17)
Reach Base:4 (Feb. 15-17)

MULTI-HIT GAMES

Year	2	3	4	5+	Total
2013	--	--	--	--	--
2014	1	1	--	--	2
Totals	1	1	--	--	2

MULTI-RBI GAMES

Year	2	3	4	5+	Total
2013	--	--	--	--	--
2014	1	--	--	--	1
Totals	1	--	--	--	1

ALL GAMES

Year	Avg	GP	GS	AB	R	H	2B	3B	HR	RBI	TB	SLG%	BB	HBP	SO	GDP	OB%	SF	SH	SB	ATT	PO	A	E	FLD%
2013	.159	30	14	44	8	7	1	0	0	3	8	.182	4	0	19	0	.220	2	3	1	4	25	1	0	1.000
2014	.214	24	15	56	5	12	5	0	0	4	17	.304	6	1	14	1	.302	0	1	0	1	30	0	0	1.000
TOTAL	.190	54	29	100	13	19	6	0	0	7	25	.250	10	1	33	1	.265	2	4	1	5	55	1	0	1.000

SEC GAMES ONLY

Year	Avg	GP	GS	AB	R	H	2B	3B	HR	RBI	TB	SLG%	BB	HBP	SO	GDP	OB%	SF	SH	SB	ATT	PO	A	E	FLD%
2013	.000	13	5	15	1	0	0	0	0	0	0	.000	1	0	10	0	.063	0	1	0	1	5	0	0	1.000
2014	.146	17	11	41	1	6	1	0	0	1	7	.171	2	1	9	0	.205	0	1	0	0	21	0	0	1.000
TOTAL	.107	30	16	56	2	6	1	0	0	1	7	.125	3	1	19	0	.167	0	2	0	1	26	0	0	1.000





MELVIN GRAY

5

POSITION
Infielder

CLASS
Junior

BATS / THROWS
R/R

HEIGHT - WEIGHT
5-8 - 173

EXPERIENCE
JC

PREVIOUS SCHOOL
South Mountain

HOMETOWN
Texarkana, Texas

HIGH SCHOOL
Pleasant Grove

JUNIOR COLLEGE

Played at South Mountain CC ... Hit .347 as a sophomore with six doubles, seven triples and 23 RBI ... Stole 11 bases and walked 18 times while playing second base ... Scored 32 runs ... Ended his season on a six game hitting streak that included knocking in 11 runs over that span ... Named MVP of Region I Tournament ... Spent freshman season at Seminole State ... Hit .246 with 14 RBI and 10 stolen bases

HIGH SCHOOL

Played at Pleasant Grove High for Craig Jones ... Two-time All-State ... Holds high school records in five categories including doubles and runs scored ... Two-time Texas state champion ... Also named All-state in football in 2011 at running back ... Earned a letter in basketball

PERSONAL

Son of Marvin and Felicia Gray ... Has one brother, Rashad ... Major: finance



ANFERNEE GRIER

10

POSITION
Outfielder

CLASS
Sophomore

BATS / THROWS
R/R

HEIGHT - WEIGHT
5-11 - 167

EXPERIENCE
1L

HOMETOWN
Phenix City, Ala.

HIGH SCHOOL
Russell County

2014 - FRESHMAN YEAR

Started 38 games in right field, played in 47 total games ... Hit .255 with one home run and 11 RBI ... His eight doubles ranked second on the team ... Recorded seven stolen bases ... Opened career with 11-game hitting streak ... Reached base safely in first 15 games ... Went 5-for-10 (.500) in Presbyterian series with a double, 3 R, 2 RBI ... Missed 16 starts with injury (hand); scored two runs in a pinch-running role ... Returned to starting lineup in Saturday game at Ole Miss (4/5) ... had 2-for-4 effort vs. Troy (4/8) ... Hit .385 (5-13) in Kentucky series; was 2-for-3 in stolen bases (5/9-11)

HIGH SCHOOL

Played at Russell County High School for coach Tony Rasmus ... Summer team was Marucci Elite under coach Chad Raley ... Was a 39th-round selection of the Detroit Tigers in the 2013 MLB First-Year Player Draft ... No. 1-ranked player in Alabama and No. 55 player in the nation by Perfect Game ... 2013 Rawlings First-Team All-American ... Southeast Region First Team ... 2012 Perfect Game Underclass All-American (1st team) ... 2012 East Coach Pro Showcase ... Was a .404 hitter in high school ... Graduated No. 6 in his high school class ... Named the #58 prospect for the 2016 MLB Draft by Perfect Game.

PERSONAL

Anfernee Antron Grier ... Parents are Antron and Angela Grier ... Has a sister, Alexis ... Father was a 6th-round pick of the St. Louis Cardinals in the 1987 MLB Draft out of Faulkner University; played four years in the minors ... Major: business.

CAREER HIGHS

At Bats:5, 8x, vs. LSU (5/17/14)
Runs:2, 2x, at Kentucky (5/10/14)
Hits:3, at Kentucky (5/10/14)
RBI:2, 3x, at Kentucky (5/11/14)
Doubles:1, 8x, vs. LSU (5/16/14)
Triples:--
HR:1, vs. LSU (5/17/14)
Stolen Bases:1, 7x, at Kentucky (5/11/14)
Hit Streak:11 (Feb. 14-March 2, 2014)
Reach Base:15 (Feb. 14-March 9, 2014)

MULTI-HIT GAMES

Year	2	3	4	5+	Total
2014	9	1	--	--	10
Totals	9	1	--	--	10

MULTI-RBI GAMES

Year	2	3	4	5+	Total
2014	3	--	--	--	3
Totals	3	--	--	--	3

ALL GAMES

Year	Avg	GP	GS	AB	R	H	2B	3B	HR	RBI	TB	SLG%	BB	HBP	SO	GDP	OB%	SF	SH	SB	ATT	PO	A	E	FLD%
2014	.255	47	38	149	16	38	8	0	1	11	49	.329	12	4	24	1	.325	1	5	7	15	80	1	4	.953

SEC GAMES ONLY

Year	Avg	GP	GS	AB	R	H	2B	3B	HR	RBI	TB	SLG%	BB	HBP	SO	GDP	OB%	SF	SH	SB	ATT	PO	A	E	FLD%
2014	.209	23	17	67	6	14	3	0	1	3	20	.299	7	0	14	0	.284	0	0	4	7	39	1	1	.976





DAMON HAECKER

6

POSITION
Outfielder

CLASS
Sophomore

BATS / THROWS
S/R

HEIGHT - WEIGHT
5-9 - 167

EXPERIENCE
1L

HOMETOWN
Altamonte Springs, Fla.

HIGH SCHOOL
Lake Brantley

2014 - FRESHMAN YEAR

Started all 56 games; nine at second base, 47 at shortstop ... Hit .259 in 56 games ... Led the team with 35 walks ... Second on team with 13 hit-by-pitch for the season, which ranks seventh all-time at Auburn ... Stole 11 bases ... Had 10-game hitting streak from March 29-April 15 ... Only Auburn player to start and appear in every game in 2014 ... Went 2-4 with an RBI in career debut vs. Indiana State (2/14) ... Also 2-4 with an RBI and a stolen base vs. Alabama State (3/12) ... In Texas A&M series, was .333 (3-9) with a double, a walk, hit by pitch and a run scored ... In two games vs. Coppin State (3/18-19), went 4-5 with 3 RBI and 3 runs scored ... Hit .455 in Kentucky series (5-11) with 3 walks; on-base percentage of .571 for weekend (5/9-11)

HIGH SCHOOL

Played at Lake Brantley High School ... Was an all-conference and all-district selection as a junior and a senior ... Team defensive MVP all four years ... Helped team to Florida state title in 2013 ... Also played football, where he was all-conference and all-district as a quarterback and kicker.

PERSONAL

Damon Jared Haecker ... Parents are Mark and Wende Hacker ... Has three siblings, Chase, Brett and Aidan ... Major: interdisciplinary studies.

CAREER HIGHS

At Bats:5, 5x, vs. LSU (5/17/14)
Runs:2, 2x, vs. Coppin St. (3/19/14)
Hits:3, 2x, at Kentucky (5/10/14)
RBI:3, 2x, vs. Kennesaw State (3/25/14)
Doubles:1, 4x, at Ole Miss (4/4/14)
Triples: --
HR: --
Stolen Bases 2, vs. Presbyterian (3/1/2014)
Hit Streak: 10 (March 29-April 15, 2014)
Reach Base 14 (March 29-April 19, 2014)

MULTI-HIT GAMES

Year	2	3	4	5+	Total
2014	9	2	--	--	11
Totals	9	2	--	--	11

MULTI-RBI GAMES

Year	2	3	4	5+	Total
2014	1	2	--	--	3
Totals	1	2	--	--	3

ALL GAMES

Year	Avg	GP	GS	AB	R	H	2B	3B	HR	RBI	TB	SLG%	BB	HBP	SO	GDP	OB%	SF	SH	SB	ATT	PO	A	E	FLD%
2014	.259	56	56	189	24	49	4	0	0	17	53	.280	35	13	32	1	.404	3	7	11	18	99	159	14	.949

SEC GAMES ONLY

Year	Avg	GP	GS	AB	R	H	2B	3B	HR	RBI	TB	SLG%	BB	HBP	SO	GDP	OB%	SF	SH	SB	ATT	PO	A	E	FLD%
2014	.250	30	30	104	11	26	2	0	0	6	28	.269	16	6	18	0	.381	0	2	4	9	48	82	10	.929



COLE LIPSCOMB

49

POSITION
Right-Handed Pitcher

CLASS
Redshirt Sophomore

BATS / THROWS
R/R

HEIGHT - WEIGHT
6-1 - 191

EXPERIENCE
1L

HOMETOWN
Prattville, Ala.

HIGH SCHOOL
Edgewood Academy

2014 - REDSHIRT FRESHMAN YEAR

Made two appearances in his freshman season ... Pitched one inning in win over Coppin State on March 19 with one strike out ... Also appeared against Samford on April 1

2013 - FRESHMAN YEAR

Missed the season after undergoing surgery in the fall ... earned a medical redshirt.

HIGH SCHOOL

Played for Bobby Carr at Edgewood Academy ... Was 39-2 in his high school career ... Ranked 319th high school prospect by Perfect Game (2012) ... Was 10-0 with a 1.00 ERA in 70 innings as a senior ... Struck out 104 against just 12 walks ... 2012 ASWA First Team All-State ... Ranked 266th high school prospect by Perfect Game (2011) ... Also played for the Alabama Seminoles and Jerry Hendrix ... Was 13-0 with a 1.31 ERA in 72 innings in 2011, striking out 116 against just 13 walks ... 2011 ALISA Pitcher of the Year ... 2011 ALISA Player of the Year.

PERSONAL

Lawrence Cole Lipscomb ... Son of Kathy and Jimmy Pruett and Nathan and Vicki Lipscomb ... Has a sister, Kate ... Both of his parents attended Auburn ... Father graduated from Auburn ('88) ... Father also played basketball at Faulkner State ... Major: finance.

LIPSCOMB AT A GLANCE

CAREER RECORD

at Plainsman Park.....	0-0
On Road.....	0-0
vs. SEC.....	0-0
vs. SEC West.....	0-0
vs. SEC East.....	0-0

CAREER HIGHS

Innings.....	1.0, vs. Coppin State (3/19/14)
Hits.....	---
Runs.....	---
Earned Runs.....	---
Walks.....	1, vs. Samford (4/1/14)
Strikeouts.....	1, vs. Coppin State (3/19/14)
Pitches.....	15, vs. Samford (4/1/14)

COLE LIPSCOMB'S CAREER APPEARANCES

*-Starter

2014 - REDSHIRT FRESHMAN YEAR

Date	Opp (Res.)	DEC	QS	IP	H	R	ER	BB	SO	HR	ERA	PIT/STRK
3/19	COPPIN STATE (W, 13-2)	--	--	1.0	0	0	0	0	1	0	0.00	13/7
4/1	SAMFORD (L, 1-8)	--	--	0.0	0	0	0	1	0	0	0.00	15/9

ALL GAMES

Year	ERA	W	L	App	GS	CG	SHO	CBO	SV	IP	H	R	ER	BB	SO	2B	3B	HR	BF	B/Avg	WP	HBP	BK	SFA	SHA
2014	0.00	0	0	2	0	0	0	0	0	1.0	0	0	0	1	1	0	0	0	5	.000	0	1	0	0	0

SEC GAMES ONLY

Year	ERA	W	L	App	GS	CG	SHO	CBO	SV	IP	H	R	ER	BB	SO	2B	3B	HR	BF	B/Avg	WP	HBP	BK	SFA	SHA
2014	---	0	0	0	0	0	0	0	0	0.0	0	0	0	0	0	0	0	0	0	---	0	0	0	0	0





BLAKE LOGAN

1

POSITION
Catcher

CLASS
Sophomore

BATS / THROWS
R/R

HEIGHT - WEIGHT
6-0 - 195

EXPERIENCE
1L

HOMETOWN
Muscle Shoals, Ala.

HIGH SCHOOL
Muscle Shoals

2014 - FRESHMAN YEAR

Played in 42 games with 17 starts ... Made 14 starts at catcher as well as three starts as the designated hitter ... Totaled one home run and 17 RBI ... Home run came in win over Coppin State on March 19 ... Finished that game with six total RBI, a season high for Auburn ... Threw out 8-of-19 would be base stealers ... Went 2-for-4 for a double and 2 RBI vs. ETSU (2/23) ... Came off bench with a pair of hits, including a double and 2 RBI in win over South Alabama on April 22.

HIGH SCHOOL

Played at Muscle Shoals High School for head coach David Langston ... Was a Wendy's High School Heisman state finalist ... Named to Perfect Game 2012 Underclass All-America Team (2nd team) ... Rawlings 2013 Southeast All-Region (2nd team) ... East Coach Pro Showcase ... Ranked #1 catcher in state of Alabama by Perfect Game ... Rawlings All-American honorable mention ... Named Player of the Year by the Florence Times-Daily ... All-state and all-area selection ... Played summer ball for Alabama Seminoles and coach Jerry Hendricks ... Also played football and was an all-state and all-area selection ... Was in top 10 of class and named Mr. Muscle Shoals High School.

PERSONAL

Stephen Blake Logan ... Parents are Joel and Lori Logan .. Has a sister, Halie ... Father played football at Mississippi State ... Major: physical activity and health/fitness.

CAREER HIGHS

At Bats: 4, 9x, vs. LSU (5/16/14)
 Runs: 2, vs. Coppin State (3/19/14)
 Hits: 2, 6x, at Arkansas (4/26/14)
 RBI: 6, vs. Coppin State (3/9/14)
 Doubles: 1, 3x, vs. South Alabama (4/22/14)
 Triples: --
 HR: 1, vs. Coppin State (3/19/14)
 Hit Streak: 4 (March 19-25, 2014)
 Reach Base: 4 (March 19-25, 2014)

MULTI-HIT GAMES

Year	2	3	4	5+	Total
2014	6	--	--	--	6
Totals	6	--	--	--	6

MULTI-RBI GAMES

Year	2	3	4	5+	Total
2014	2	--	--	1	3
Totals	2	--	--	1	3

ALL GAMES

Year	Avg	GP	GS	AB	R	H	2B	3B	HR	RBI	TB	SLG%	BB	HBP	SO	GDP	OB%	SF	SH	SB	ATT	PO	A	E	FLD%
2014	.256	42	17	86	9	22	3	0	1	17	28	.326	10	2	15	5	.343	1	1	0	0	98	22	0	1.000

SEC GAMES ONLY

Year	Avg	GP	GS	AB	R	H	2B	3B	HR	RBI	TB	SLG%	BB	HBP	SO	GDP	OB%	SF	SH	SB	ATT	PO	A	E	FLD%
2014	.213	22	9	47	3	10	1	0	0	4	11	.234	5	0	8	3	.288	0	1	0	0	39	8	0	1.000



SAM MASON

41

POSITION

Right-Handed Pitcher

CLASS

Junior

BATS / THROWS

R/R

HEIGHT - WEIGHT

6-1 - 175

EXPERIENCE

JC

PREVIOUS SCHOOL

West Los Angeles

HOMETOWN

Beverly Hills, Calif.

HIGH SCHOOL

Beverly Hills

JUNIOR COLLEGE

Played at West Los Angeles College for Bob Grant ... Made 10 starts and pitched in 14 games overall in 2014 ... Struck out 32 in 53.1 innings pitched ... Pitched in 11 games with three starts in 2013 ... Struck out 17 in 22.1 innings ... Named Scholar Student-Athlete of the Month as a sophomore

HIGH SCHOOL

Drafted in the 39th round of the 2012 draft by the Chicago White Sox ... Played at Beverly Hills High School for Vonzie Paysinger

PERSONAL

Son of John and Bianca Mason ... Has six sisters (Lindsay, Loni, Morgan, Milana, Olivia and Julia) ... Did not play baseball until ninth grade ... Born in Lake Tahoe, Nevada ... Four-time national snowboarding champion ... major: political science.





ANDREW MAXWELL

33

POSITION

Left-Handed Pitcher

CLASS

Freshman

BATS / THROWS

L/L

HEIGHT - WEIGHT

6-1 - 158

EXPERIENCE

HS

HOMETOWN

Marietta, Ga.

HIGH SCHOOL


Mount Paran

HIGH SCHOOL

Played at Mount Paran High School for Kyle Reece ... Posted a record of 26-1 in three seasons with three saves ... Struck out 189 batters in 190.1 innings pitched in his high school career ... Went 8-0 with a 0.78 ERA as a junior ... Posted an 11-1 record as a senior ... Led Cobb County (Ga.) in ERA as a junior ... First team All-Region and All-County as both a junior and senior ... Preseason Perfect Game All-American ... Played for East Cobb Astros ... Posted a record of 53-1 in summer ball

PERSONAL

Son of Raymond and Lenora Maxwell ... Has two sisters Katie and Lesley ... Majoring in business



ROCKY MCCORD

37

POSITION
Right-Handed Pitcher

CLASS
Senior

BATS / THROWS
R/R

HEIGHT - WEIGHT
6-2 - 170

EXPERIENCE
3L

HOMETOWN
Spanish Fort, Ala.

HIGH SCHOOL
Spanish Fort

2014 - JUNIOR YEAR

Drafted in 31st round by the Kansas City Royals in 2014 draft ... Appeared in five games as a junior ... Pitched 2.2 innings with five strike outs ... Posted a 3.38 ERA ... Held opponents to a .222 batting average against ... Saw action in SEC play against Ole Miss, Kentucky and LSU ... Season-high three strike outs against Coppin State on March 18 ... Recorded a hit in his first career at-bat against Coppin State (3/19).

2013 - SOPHOMORE YEAR

Pitched in seven games, making six starts on the year ... Finished with a 2-1 record and a 3.96 ERA ... Gave up 11 runs - all earned - on 25 hits while walking 12 and striking out 19 ... Opponents batted .263 against him ... Held right-handed batters to a .188 average ... Had two quality starts on the season ... Picked up his first win in his third start with 6.0 shutout innings against Eastern Illinois, scattering three hits and striking out six (3/3) ... Pitched a career-high 6.2 innings against Brown, giving up one run on five hits while posting a career-best eight strikeouts for his second-straight win (3/10) ... Charged with the loss in his first SEC start as he gave up four runs in 1.2 innings against Vanderbilt (3/17) ... Did not allow a run over five innings in his last two appearances, a three-inning relief stint against LSU (3/23) and a two-inning start against Jacksonville State (5/14).

2012 - FRESHMAN YEAR

Appeared in 10 games (three starts) but did not factor into any decisions ... Had a 4.58 ERA ... Logged 17 2/3 innings and struck out 13 ... Opponents hit .310 off of him ... Had a 3.38 ERA in five relief appearances in SEC play (5 1/3 innings) ... SEC opponents hit just .211 against him ... Held left-handed hitters to a .211 batting average (4-for-19) while right-handed hitters hit .346 (18-for-52) against him ... Lasted just two innings in his first start in over a month-and-a-half, allowing a pair of runs on four hits against Troy (4/17) ... Lasted three innings in the Wednesday start against Alabama State (2/29), allowing three first inning runs while surrendering a total of five hits with a walk, striking out four ... Got the Wednesday start against Alcorn State (2/22) but did not factor into the decision, working into the fifth before leaving with a man on

first and one out after throwing 64 pitches ... Surrendered a run on five hits and two walks.

HIGH SCHOOL

Played for Tommy Walker at Spanish Fort HS ... 39th-round pick of the Minnesota Twins in the 2011 MLB Draft ... Was 10-1 with a 1.84 ERA in 72 innings as a senior, striking out 88 ... Also hit .408 with eight home runs and 50 RBI ... 2011 First Team All-State/Super All-State (Util.) ... 2010 and 2011 All-Mobile Press-Register Team ... Was 10-2 with a 2.05 ERA in 68 innings as a junior, striking out 77 ... Also hit .425 with five home runs ... 2010 All-State, All-County and All-Conference.

PERSONAL

Edwin Rockford McCord ... Son of Rock and Bobbi McCord ... Has two siblings: Jesse and Danielle ... Major: physical activity and health.

McCORD AT A GLANCE	
CAREER RECORD	
at Plainsman Park.....	2-1
On Road / Neutral Site.....	0-0
vs. SEC.....	0-1
vs. SEC West.....	0-0
vs. SEC East.....	0-1
CAREER HIGHS	
Innings.....	6.2, vs. Brown (3/10/13)
Hits.....	5, 3x, vs. Brown (3/10/13)
Runs.....	5, vs. Indiana State (2/24/13)
Earned Runs.....	5, vs. Indiana State (2/24/13)
Walks.....	3, 2x, vs. Vanderbilt (3/17/13)
Strikeouts.....	8, vs. Brown (3/10/13)
Pitches.....	102, vs. Brown (3/10/13)

ALL GAMES

Year	ERA	W	L	App	GS	CG	SHO	CRO	SV	IP	H	R	ER	BB	SO	2B	3B	HR	BF	B/Avg	WP	HBP	BK	SFA	SHA
2012	4.58	0	0	10	3	0	0	0	0	17.2	22	9	9	6	13	5	0	0	79	.310	3	0	0	1	1
2013	3.96	2	1	7	6	0	0	0	0	25.0	25	11	11	12	19	4	0	1	113	.263	2	3	2	1	2
2014	3.38	0	0	5	0	0	0	1	0	2.2	2	1	1	4	5	0	0	0	18	.222	1	4	0	1	0
TOTAL	4.17	2	1	22	9	0	0	1	0	45.1	49	21	21	22	37	9	0	1	210	.280	6	7	2	3	3

SEC GAMES ONLY

Year	ERA	W	L	App	GS	CG	SHO	CRO	SV	IP	H	R	ER	BB	SO	2B	3B	HR	BF	B/Avg	WP	HBP	BK	SFA	SHA
2012	3.38	0	0	5	0	0	0	0	0	5.1	4	2	2	2	4	2	0	0	22	.211	1	0	0	0	1
2013	7.71	0	1	2	1	0	0	0	0	4.2	7	4	4	3	0	2	0	0	24	.389	0	0	1	1	2
2014	6.75	0	0	3	0	0	0	0	0	1.1	2	1	1	2	1	0	0	0	10	.400	1	2	0	1	0
TOTAL	5.56	0	1	10	1	0	0	0	0	11.1	13	7	7	7	5	4	0	0	56	.310	2	2	1	2	3





ROCKY McCORD'S CAREER APPEARANCES

*-Starter

2012 - FRESHMAN YEAR

Date	Opp (Res.)	DEC	QS	IP	H	R	ER	BB	SO	HR	ERA	PIT/STRK
2/22	*ALCORN STATE (W, 7-1)	--	--	4.1	5	1	1	2	0	0	2.08	64/35
2/29	*ALABAMA STATE (W, 12-4)	--	--	3.0	5	3	3	1	4	0	4.91	59/37
4/8	at Alabama (L, 2-6)	--	--	1.0	1	0	0	0	0	0	4.32	14/8
4/15	at Vanderbilt (L, 2-11)	--	--	1.0	0	0	0	1	2	0	3.86	19/11
4/17	*TROY (W, 7-4)	--	--	2.0	4	2	2	0	2	0	4.76	33/23
4/20	#6 S. CAROLINA (L, 5-12)	--	--	1.1	1	0	0	0	0	0	4.26	11/7
4/22	#6 S. CAROLINA (L, 7-11)	--	--	1.0	2	2	2	1	1	0	5.27	26/13
5/8	PRESBYTERIAN (W, 18-2)	--	--	2.0	4	1	1	0	1	0	5.17	29/19
5/14	FLORIDA A&M (W, 11-3)	--	--	1.0	0	0	0	1	2	0	4.86	20/12
5/18	#2 FLORIDA (L, 1-10)	--	--	1.0	0	0	0	0	1	0	4.58	13/9

2013 - SOPHOMORE YEAR

Date	Opp (Res.)	DEC	QS	IP	H	R	ER	BB	SO	HR	ERA	PIT/STRK
2/16	*MAINE (W, 12-3)	--	--	4.0	5	1	1	2	2	1	2.25	90/54
2/24	*INDIANA STATE (W, 6-5)	--	--	1.2	5	5	5	2	0	0	9.53	48/25
3/3	*EASTERN ILL. (W, 8-2)	W	X	6.0	3	0	0	3	6	0	4.63	93/52
3/10	*BROWN (W, 6-3)	W	X	6.2	5	1	1	2	8	0	3.44	102/64
3/17	*#2 VANDERBILT (L, 6-8)	L	--	1.2	4	4	4	3	0	0	4.95	38/18
3/23	at #3 LSU (L, 1-5)	--	--	3.0	3	0	0	0	0	0	4.30	37/25
5/14	*JACKSONVILLE ST. (L, 1-6)	--	--	2.0	0	0	0	0	3	0	3.96	28/17

2014 - JUNIOR YEAR

Date	Opp (Res.)	DEC	QS	IP	H	R	ER	BB	SO	HR	ERA	PIT/STRK
3/11	at Kennesaw State (W, 6-1)	--	--	0.1	0	0	0	1	1	0	0.00	8/4
3/18	COPPIN STATE (W, 10-0)	--	--	1.0	0	0	0	1	3	0	0.00	24/12
4/5	at Ole Miss (L, 0-6)	--	--	0.0	0	0	0	1	0	0	0.00	5/1
5/9	at Kentucky (L, 3-6)	--	--	0.1	1	1	1	0	1	0	5.40	17/8
5/15	LSU (L, 0-10)	--	--	1.0	1	0	0	1	0	0	3.38	16/9



JACOB MILLIMAN

28

POSITION
Right-Handed Pitcher

CLASS
Senior

BATS / THROWS
R/R

HEIGHT - WEIGHT
6-5 - 240

EXPERIENCE
1L

HOMETOWN
Deatsville, Ala.

PREVIOUS SCHOOL
Pensacola JC

HIGH SCHOOL
Stanhope Elmore

2014 - JUNIOR YEAR

Appeared in 11 games with one start ... Posted an ERA of 1.62 ... Recorded 15 strikeouts in 16.2 innings pitched ... Opponents batted just .200 against him ... Did not allow a run in 5.1 innings of relief in SEC play ... Totaled four strike outs against SEC competition ... Allowed two earned runs in 4.1 innings of work in first career start against Alabama State on March 12

JUNIOR COLLEGE

Played at Pensacola State College ... Went 3-3 with a 2.67 ERA during the 2013 season ... Led team with 64.0 innings pitched ... Had 57 strikeouts against 26 walks ... Held opponents to a .237 average ... Had a 5-4 record and 2.96 ERA in 2012 ... Struck out 74 batters and walked 28 in 79.0 innings ... Held opponents to .210 average ... Named second-team All-Panhandle.

HIGH SCHOOL

Played at Stanhope Elmore High School for coach Scott Johnson ... Had an ERA of 0.72 as a senior with 78 strikeouts and just six walks in 54.0 innings ... Named to All-Metro team ... Traveled to Japan and Czech Republic with his USSSA team ... Selected to Under Armour All-American Game.

PERSONAL

Jacob Hunter Milliman ... Parents are Lisa and Rocky Milliman ... Has a brother, Joshua ... Major: interdisciplinary studies.

MILLIMAN AT A GLANCE

CAREER RECORD

at Plainsman Park.....	0-0
On Road / Neutral Site.....	0-0
vs. SEC.....	0-0
vs. SEC West.....	0-0
vs. SEC East.....	0-0

CAREER HIGHS

Innings.....	4.1, 2x, vs. LSU (5/16/14)
Hits.....	5, vs. Alabama State (3/12/14)
Runs.....	5, vs. Alabama State (3/12/14)
Earned Runs.....	2, vs. Alabama State (3/12/14)
Walks.....	2, 2x, vs. LSU (5/16/14)
Strikeouts.....	4, vs. LSU (5/16/14)
Pitches.....	78, vs. LSU (5/16/14)

JACOB MILLIMAN'S CAREER APPEARANCES

*-Starter

2012 - FRESHMAN YEAR

Date	Opp (Res.)	DEC	QS	IP	H	R	ER	BB	SO	HR	ERA	PIT/STRK
2/19	ALABAMA STATE (L, 3-9)	--	--	1.0	0	0	0	0	2	0	0.00	11/8
2/22	CALIFORNIA (L, 0-5)	--	--	0.1	1	0	0	0	1	0	0.00	6/4
2/25	ALABAMA A&M (W, 7-3)	--	--	0.2	0	0	0	1	0	0	0.00	8/3
3/12	*ALABAMA STATE (W, 6-5)	--	--	4.1	5	5	2	2	3	0	2.84	75/52
3/19	COPPIN STATE (W, 13-2)	--	--	1.0	1	0	0	0	0	0	2.45	16/10
3/25	KENNESAW STATE (W, 10-5)	H	--	0.2	0	1	1	1	2	0	3.38	12/6
4/1	SAMFORD (L, 1-8)	--	--	1.0	0	0	0	1	1	0	3.00	15/10
4/5	at Ole Miss (L, 0-6)	--	--	1.0	0	0	0	0	0	0	2.70	7/5
4/8	TROY (W, 6-0)	--	--	1.0	1	0	0	0	1	0	2.45	13/10
4/15	at Samford (L, 6-7)	--	--	1.1	1	0	0	1	1	0	2.19	19/12
5/16	LSU (L, 3-11)	--	--	4.1	3	0	0	2	4	0	1.62	78/44

ALL GAMES

Year	ERA	W	L	App	GS	CG	SHO	CBO	SV	IP	H	R	ER	BB	SO	2B	3B	HR	BF	B/Avg	WP	HBP	BK	SFA	SHA
2014	1.62	0	0	11	1	0	0	1	0	16.2	12	6	3	8	15	1	0	1	70	.200	4	0	1	0	2

SEC GAMES ONLY

Year	ERA	W	L	App	GS	CG	SHO	CBO	SV	IP	H	R	ER	BB	SO	2B	3B	HR	BF	B/Avg	WP	HBP	BK	SFA	SHA
2014	0.00	0	0	2	0	0	0	0	0	5.1	3	0	0	2	4	0	0	0	20	.167	1	0	0	0	0





AUSTIN MURPHY

8

POSITION
Outfielder

CLASS
Freshman

BATS / THROWS
L/L

HEIGHT - WEIGHT
6-2 - 206

EXPERIENCE
HS

HOMETOWN
Jacksonville, Fla.

HIGH SCHOOL
Epsicopal

HIGH SCHOOL

Played at Episcopal School of Jacksonville for Mike Jones ... Rated the No. 91 overall prospect and No. 22 outfielder in the nation by Perfect Game ... No. 22 overall and No. 4 outfielder in Florida ... Also plays for Orlando Scorpions, coached by Matt Gerber ... 2014 Perfect Game 3rd team All-American ... Named to Florida All-Region team by Perfect Game ... 2013 All-First Coast team ... Hit .441 as a junior with 28 RBI and 24 runs scored ... Batted .286 as a senior with one home run and 19 RBI ... Perfect 23-for-23 on stolen base attempts ... Honorable mention All-First Coast as a senior.

PERSONAL

Son of Elizabeth Murphy ... Majoring in physical activity and health.



RICKY NEGRÓN

42

POSITION
Infielder

CLASS
Sophomore

BATS / THROWS
R/R

HEIGHT - WEIGHT
6-2 - 213

EXPERIENCE
JC

HOMETOWN
Babylon, N.Y.

PREVIOUS SCHOOL
Tallahassee

HIGH SCHOOL
Babylon

JUNIOR COLLEGE

Played one season for Angelo Nicolosi at Tallahassee Community College .. Batted .302 with one home run and 14 RBI ... Added four doubles and scored eight runs playing primarily third base ... Drafted in 39th round of 2014 draft by the San Diego Padres.

HIGH SCHOOL

Played at Babylon High School for coach Anthony Sparacio ... Helped team to Long Island championships in 2011-12 ... Three-time All-County and All-League selection ... Batted .410 with five homers and 27 RBI as a senior ... 2013 honorable mention All-Northeast team by Perfect Game ... Top rated second baseman in New York for 2013 ... Played in 2012 Area Code Games.

PERSONAL

Son of Ray Negrón, Brenda Bonini and Theresa Burger ... Has five siblings, Jon-Erick Negrón, Joe Negrón, Toni Negrón, Joslyn Bonini and Jolena Bonini ... Father Ray is a consultant with the New York Yankees and was a second round draft pick of the Pittsburgh Pirates in 1975 ... Major: sociology.





CODY NULPH

17

POSITION
Infielder

CLASS
Junior

BATS / THROWS
R/R

HEIGHT - WEIGHT
6-0 - 182

EXPERIENCE
JC

PREVIOUS SCHOOL
Orange Coast

HOMETOWN
Orange, Calif.

HIGH SCHOOL
Orange Lutheran

JUNIOR COLLEGE

Named California JUCO MVP ... All-Orange Empire Conference selection ... No. 85 Junior College Prospect in the country according to Perfect Game ... Batted .414 with one home run and 31 RBI ... Scored 42 runs with four stolen bases ... 18 doubles and one triple ... Ended his sophomore season on a 30-game hitting streak ... Named a Summer Collegiate All-American after hitting .322 with nine homers and 38 RBI for Alaska Goldpanners ... Spent freshman season at Pepperdine in Malibu, Calif. ... Appeared in 37 games with 36 starts as a middle infielder ... Batted .167 with eight doubles and 10 RBI ... Drove in a career-high three runs in first collegiate game against Western Michigan (2/15) and replicated the feat against Santa Clara (3/24) on a 2-for-3 day with a double ... The two hits against the Broncos marked lone multi-hit game of the year

HIGH SCHOOL

Graduated from Orange Lutheran High School in 2012 ... Played four years under head coach Eric Borba ... Named first team All-State, first team All-CIF, Trinity League MVP, Orange County All Star, All-LA Times first team, and team MVP ... Batted .322 for his high school career in 220 games.

PERSONAL

Son of Vestanna Nulph ... Has two sisters, Laurelyn and Maddy and a brother, Kyle ... Majoring in Public Administration



BRETT OLSON

31

POSITION
Infielder

CLASS
Freshman

BATS / THROWS
R/R

HEIGHT - WEIGHT
6-1 - 196

EXPERIENCE
HS

HOMETOWN
Newport Beach, Calif.

HIGH SCHOOL
Corona del Mar

HIGH SCHOOL

Played for John Emme at Corona del Mar high school in Newport Beach, Calif. ... Hit .318 for his career with 15 doubles and 23 RBI ... Also posted a record of 10-7 on the mound with a 2.72 ERA ... two-time first team All-League, two-time Orange County Dream Team selection ... participated in junior and senior showcases ... Team MVP junior and season seasons ... Owns his school's innings pitched record with 103 ... Also lettered three seasons in football and was an all-league selection

PERSONAL

Son of Gregg and Jill Olson ... Has two sisters, Brooke and Ashley and one brother, Ryan ... Father was a two-time All-American at Auburn in 1987-88 ... He was selected fourth overall in the 1989 draft by Baltimore ... Went on to pitch 14 seasons in the major leagues before retiring in 2001





ALEX POLSTON

2

POSITION
Infielder

CLASS
Junior

BATS / THROWS
R/R

HEIGHT - WEIGHT
6-0 - 203

EXPERIENCE
JC

PREVIOUS SCHOOL
Seminole State (Okla.)

HOMETOWN
Oklahoma City, Okla.

HIGH SCHOOL
Albert

JUNIOR COLLEGE

Played at Seminole State College in Seminole, Okla. for coach Lloyd Simmons ... Hit .308 as a sophomore with 12 home runs and 48 RBI ... Scored 57 runs with seven stolen bases ... Added 17 doubles ... Ranked the No. 22 junior college player in the nation ... Played in 57 games in 2013, hitting .337 with four home runs and 36 RBI ... Also stole 19 bases on the year ... Named to 2014 All-Region team for NJCAA Region II

HIGH SCHOOL

Played at Albert High School in Midwest City, Okla. ... Hit .481 as a senior with five home runs and 46 RBI ... Also had 19 doubles and four triples ... Scored 64 runs ... Selected by the Miami Marlins in the 40th round of the 2012 MLB Draft

PERSONAL

Son of Jim and Merry Polston ... two sisters, Kalley and Olivia ... Majoring in sociology.



DALTON RENTZ

18

POSITION

Right-Handed Pitcher

CLASS

Junior

BATS / THROWS

R/R

HEIGHT - WEIGHT

6-4 - 225

EXPERIENCE

JC

HOMETOWN

Mobile, Ala.

PREVIOUS SCHOOL

Chattahoochee Valley

HIGH SCHOOL

St. Paul's

JUNIOR COLLEGE

Played two seasons at Chattahoochee Valley Community College in Phenix City, Ala. for Adam Thomas ... Recorded a 12-2 record with a 1.90 ERA as a sophomore ... 2014 NJCAA honorable mention All-American ... Played for Team USA in 80th World Baseball Congress World Series ... Region 22 and ACCC Pitcher of the Year ... First team All-ACCC and All-Central Division ... All-time winningest pitcher (22-3) at CVCC, breaking record held by former Tiger Tim Hudson ... Posted a 10-1 record with a 1.54 ERA as a freshman ... 2013 All-ACCC team

HIGH SCHOOL

Played for St. Paul's Episcopal in Mobile, Ala. for Shane Sullivan ... Posted a 26-6 record with 1.54 ERA during his high school career ... Named All-County by the Mobile Press-Register as both a junior and senior ... Participated in North-South All-Star game ... Also lettered in basketball and football

PERSONAL

Son of Irvin and Julie Rentz ... Has one brother, Gray ... Grandfather, Irvin Rentz, Sr. played in the Indians minor league system ... Attended Auburn from 1948-49 ... Father, Irvin Rentz, Jr., played baseball at Southern Miss from 1975-79





DANIEL ROBERT

20

POSITION
Infielder

CLASS
Sophomore

BATS / THROWS
L/R

HEIGHT - WEIGHT
6-4 - 249

EXPERIENCE
1L

HOMETOWN
Hoover, Ala.

HIGH SCHOOL
Briarwood Christian

2014 - FRESHMAN YEAR

Hit .281 with one home run and 19 RBI as a freshman ... Appeared in 45 games with 39 starts, primarily as the designated hitter ... Also made three starts at first base ... Hit .290 in SEC play, second on the team ... Had five doubles and one triple ... Hit first career home run in 7th inning of Sunday game vs. Mississippi State (5/4), snapping 29-inning scoreless streak for Auburn ... Went 2-3 with a run, a walk and a stolen base vs. Presbyterian (3/1) ... Had an RBI in each of the first two games of the Texas A&M series ... Led team with .556 on-base percentage in Missouri series

HIGH SCHOOL

Played at Briarwood Christian School in Hoover, Ala., for former Auburn head coach Steve Renfroe ... Three-time all-state selection (2011, 2012, 2013) ... Named to all-county and Over The Mountain teams all four years of high school ... Shelby County Player of the Year in 2011 ... Birmingham News Metro Player of the Year in 2011 (batted .546) ... Ranked as top position player in Alabama by ESPN ... AHSAA All-Star ... Invited to Team USA tryouts ... East Coach Pro Showcase ... Helped team to area title all four years of high school ... Played summer ball for EXCEL Baseball with coaches Matthew Maniscalco and Steve Gendron ... Also played football, helping team to state runner-up finish in 2011.

PERSONAL

Daniel McGee Robert ... Parents are Greg and Lisa Robert ... Father was a football letterman at Auburn ... Major: business.

CAREER HIGHS

At Bats: 5, at Arkansas (4/26/14)
Runs: 1, 12x, at Kentucky (5/10/14)
Hits: 2, 8x, vs. UAB (5/13/14)
RBI: 2, at Kentucky (5/10/14)
Doubles: 1, 5x, vs. UAB (5/13/14)
Triples: 1, vs. Coppin State (3/18/14)
HR: 1, vs. Mississippi State (5/4/14)
Hit Streak: 4 (2x, March 21-25, 2014)
Reach Base: 8 (March 21-April 1, 2014)

MULTI-HIT GAMES

Year	2	3	4	5+	Total
2014	8	--	--	--	8
Totals	8	--	--	--	8

MULTI-RBI GAMES

Year	2	3	4	5+	Total
2014	8	--	--	--	8
Totals	8	--	--	--	8

ALL GAMES

Year	Avg	GP	GS	AB	R	H	2B	3B	HR	RBI	TB	SLG%	BB	HBP	SO	GDP	OB%	SF	SH	SB	ATT	PO	A	E	FLD%
2014	.281	45	39	121	12	34	5	1	1	12	44	.364	17	0	23	1	.370	0	2	1	2	25	0	1	.962

SEC GAMES ONLY

Year	Avg	GP	GS	AB	R	H	2B	3B	HR	RBI	TB	SLG%	BB	HBP	SO	GDP	OB%	SF	SH	SB	ATT	PO	A	E	FLD%
2014	.290	22	21	62	5	18	2	0	1	5	23	.371	7	0	15	1	.362	0	1	0	1	0	0	0	.000



J.J. SHAFER

15

POSITION
Outfielder

CLASS
Sophomore

BATS / THROWS
R/R

HEIGHT - WEIGHT
5-9 - 170

EXPERIENCE
1L

HOMETOWN
Auburn, Ala.

HIGH SCHOOL
Auburn

2014 - FRESHMAN YEAR

Played in 40 games as a freshman ... Opening-day starter in center field ... Made 10 total starts (3 CF, 3 LF, 4 RF) ... Went 1-4 with a run, a walk and 2 steals in career debut vs. Indiana State (2/14) ... One of two players with multiple triples (2) ... RBI triple vs. Coppin State (3/19) ... Tripled and scored in win over Missouri (3/29) ... Successful on 4-of-5 stolen base attempts ... Perfect in 39 chances in the outfield

HIGH SCHOOL

Played at Auburn High School under head coach Matt Cimo ... Was an all-state honorable mention and all-area team selection ... Helped AHS to state semifinals as a senior ... Career .406 hitter for the Tigers with a .471 on-base percentage at 33 stolen bases ... Hit .428/.480/.605 as a senior with 36 runs, 65 hits, 34 RBI and 5 HR along with 21 stolen bases ... Also competed as a diver on the school's swimming & diving team, finishing fourth at the state meet ... Member of National Honor Society ... Played summer ball with Primer Baseball and head coach Matt Hornsby.

PERSONAL

Jeffrey Scott Shaffer Jr. ... Parents are Jeff and Jenny Shaffer ... Father is the Auburn University head diving coach ... Has two sisters, Amy and Kelly ... Amy ran track and cross country at Auburn, and Kelly played soccer at Samford ... Major: physical activity and health/fitness.

CAREER HIGHS

At Bats: 5, at Alabama (4/13/14)
Runs: 2, vs. Coppin State (3/18/14)
Hits: 2, 2x, vs. Missouri (3/29/14)
RBI: 1, 2x, vs. Missouri (3/29/14)
Doubles: --
Triples: 1, 2x, vs. Missouri (3/29/14)
HR: --
Hit Streak: 2 (2x, March 18-19, 2014)
Reach Base 5 (April 12-May 3, 2014)

MULTI-HIT GAMES

Year	2	3	4	5+	Total
2014	2	--	--	--	2
Totals	2	--	--	--	2

MULTI-RBI GAMES

Year	2	3	4	5+	Total
2014	--	--	--	--	--
Totals	--	--	--	--	--

ALL GAMES

Year	Avg	GP	GS	AB	R	H	2B	3B	HR	RBI	TB	SLG%	BB	HBP	SO	GDP	OB%	SF	SH	SB	ATT	PO	A	E	FLD%
2014	.160	40	10	50	8	8	0	2	0	2	12	.240	3	4	14	1	.263	0	1	4	5	39	0	0	1.000

SEC GAMES ONLY

Year	Avg	GP	GS	AB	R	H	2B	3B	HR	RBI	TB	SLG%	BB	HBP	SO	GDP	OB%	SF	SH	SB	ATT	PO	A	E	FLD%
2014	.130	20	4	23	2	3	0	1	0	1	5	.217	2	2	7	1	.259	0	0	1	2	20	0	0	1.000





DYLAN SMITH

21

POSITION
Infielder

CLASS
Junior

BATS / THROWS
R/R

HEIGHT - WEIGHT
6-2 - 221

EXPERIENCE
2L

HOMETOWN
Pinson, Ala.

HIGH SCHOOL
Clay-Chalkville

2014 - SOPHOMORE YEAR

Appeared in seven games with one start ... Recorded 10 at-bats ... Made first appearance of season with pinch-hit at-bat vs. Texas A&M (3/15) ... Got first career start as DH vs. Mississippi State (5/3)

2013 - FRESHMAN YEAR

Saw action in four games ... Was 0-for-3 as a pinch-hitter ... Played in three games as a defensive replacement at first base ... Recorded two putouts vs. Alabama State (3/19).

HIGH SCHOOL

Played for Brandon Johnson at Clay-Chalkville ... Ranked No. 125 high school prospect by Perfect Game (2012) ... Hit .537 with 14 home runs and a .619 on base percentage as a senior ... Also drove in 60 RBI ... 2012 ASWA 6A State Hitter of the Year ... 2012 ASWA All-State 6A First Team infielder ... 2012 Birmingham Area Player of the Year ... Ranked 240th high school prospect by Perfect Game (2011) ... Also played for Excel Blue Wave and Matthew Maniscalco, Steve Gendron and Josh Beshears ... Hit .453 with 17 doubles, 14 home runs and 57 RBI as a junior ... Also had a .583 on base percentage ... 2011 Birmingham News North/East Hitter of the Year ... 2011 Alabama Sports Writers 6A All-State.

PERSONAL

Michael Dylan Smith ... Son of Bruce and Kelly Smith ... Has a sister, Alyson ... Grandfather, Zeke Smith, played football at Auburn from 1957-59, winning the Outland Trophy as the nation's top interior lineman in 1958, before going on to an eight-year NFL career ... Major: physical activity and health/fitness.

CAREER HIGHS

At Bats:2, 3x vs. Mississippi State (5/3/14)
Runs:--
Hits:--
RBI:--
Doubles:--
Triples:--
HR:--
Hit Streak:--
Reach Base:--

MULTI-HIT GAMES

Year	2	3	4	5+	Total
2013	--	--	--	--	--
Totals	--	--	--	--	--

MULTI-RBI GAMES


Year	2	3	4	5+	Total
2013	--	--	--	--	--
Totals	--	--	--	--	--

ALL GAMES

Year	Avg	GP	GS	AB	R	H	2B	3B	HR	RBI	TB	SLG%	BB	HBP	SO	GDP	OB%	SF	SH	SB	ATT	PO	A	E	FLD%
2013	.000	4	0	3	0	0	0	0	0	0	0	.000	0	0	1	0	.000	0	0	0	0	3	0	0	1.000
2014	.000	7	1	10	0	0	0	0	0	0	0	.000	2	0	4	0	.167	0	0	0	0	11	1	0	1.000
TOTAL	.000	11	1	13	0	0	0	0	0	0	0	.000	2	0	5	0	.133	0	0	0	0	14	1	0	1.000

SEC GAMES ONLY

Year	Avg	GP	GS	AB	R	H	2B	3B	HR	RBI	TB	SLG%	BB	HBP	SO	GDP	OB%	SF	SH	SB	ATT	PO	A	E	FLD%
2013	---	0	0	0	0	0	0	0	0	0	0	---	0	0	0	0	---	0	0	0	0	0	0	0	---
2014	.000	4	1	6	0	0	0	0	0	0	0	.000	1	0	2	0	.143	0	0	0	0	7	1	0	1.000
TOTAL	.000	4	1	6	0	0	0	0	0	0	0	.000	1	0	2	0	.143	0	0	0	0	7	1	0	1.000



HUNTER TACKETT

36

POSITION
Outfielder

CLASS
Freshman

BATS / THROWS
R/R

HEIGHT - WEIGHT
6-3 - 185

EXPERIENCE
HS

HOMETOWN
Knoxville, Tenn.

HIGH SCHOOL
Anderson County

HIGH SCHOOL

Played at Anderson County High School ... Batted .447 for his high school career with 16 home runs and 252 RBI ... His senior year, hit .535 with six home runs and 70 RBI ... Played primarily shortstop in high school ... Named to All-State team as both a junior and senior ... Drafted in 36th round by the Milwaukee Brewers in 2014 ... Rated the No. 47 outfielder in the nation and the No. 4 overall player in Tennessee by Perfect Game ... Named a 2013 Perfect Game Underclass 2nd-Team All-American and a 2012 Underclass High Honorable Mention ... High school coach is Ben Downs ... Plays summer ball for East Cobb Braves and coach Kevin Baldwin ... 2014 Perfect Game All-Southeast region selection

PERSONAL

Son of Tanya and Keith Tackett ... Majoring in sociology ... father played baseball at Pikeville College (Ky.)





KEEGAN THOMPSON

7

POSITION
Right-Handed Pitcher/
Infielder

CLASS
Sophomore

BATS / THROWS
R/R

HEIGHT - WEIGHT
6-1 - 208

EXPERIENCE
1L

HOMETOWN
Cullman, Ala.

HIGH SCHOOL
Cullman

2014 - FRESHMAN YEAR

Named a Freshman All-American by Collegiate Baseball, Baseball America and Perfect Game ... First Auburn freshman to earn multiple freshman All-America honors since 2008 ... Named the SEC All-Freshman team ... Pitched in 14 games with 12 starts ... Struck out 73 batters in 89.2 innings pitched ... Hit .244 with 13 RBI and four extra base hits in 37 games ... Held opponents to a .192 batting average against ... Made 33 total starts including 28 at first base and four as designated hitter ... Led the Auburn starting rotation with an earned run average of 2.01 ... Posted a record of 5-3 with two complete games ... Went the distance against both Presbyterian and Texas A&M, earning the win both times ... Struck out a season-high 10 in win over Aggies ... Recorded his first career save with five strike outs in two innings of work against Alabama on April 11 ... Posted a record of 2-3 with a 2.87 ERA in SEC games ... Struck out 52 batters in 59 innings of work in league play ... Struck out nine over 5.2 innings on two hits with no earned runs in collegiate debut against UConn on Feb. 16 ... Pitched first one-hitter for Auburn in 12 years in third career start vs. Presbyterian (3/1) ... Had a streak of 20.0 scoreless innings over three games (Presbyterian, Mercer, Texas A&M) ... Pitched two complete games in first five career starts ... Retired 26 of 27 batters across a 2-game stretch (last 5 inn. vs. Texas A&M, 1st 4 innings at Tennessee) ... Saddled with no-decision as bullpen couldn't hold lead as he went 8.0 innings against South Carolina (4/19)

HIGH SCHOOL

Played for Cullman High School under coach Brent Patterson ... Summer team was Alabama Seminoles with coach Jerry Hendricks ... Gatorade Alabama State Player of the Year in 2011 and 2013 ... Named a high school All-American in 2011, 2012 and 2013 ... Won two gold medals with USA Baseball with their 16U and 18U teams ... No. 2 overall player in Alabama and No. 1 pitcher according to Perfect Game ... Ranked the No. 63 overall prospect and No. 18 pitcher in the nation ... 2013 Rawlings First-Team All-American ... Southeast Region First Team ... 2012 Perfect Game Underclass First-Team All-American ... Rated the No. 14 overall prospect for the 2016 MLB Draft by Perfect Game.

PERSONAL

Keegan Cole Thompson ... Parents are Jerry and Phyllis Thompson ... Has a brother, Chase ... Major: interdisciplinary studies.

CAREER RECORD

at Plainsman Park.....	3-1
On Road / Neutral Site	2-2
vs. SEC.....	2-3
vs. SEC West.....	1-0
vs. SEC East.....	1-0

CAREER HIGHS

Innings.....	9.0, 2x, vs. Texas A&M (3/15/14)
Hits.....	9, at Ole Miss (4/5/14)
Runs	6, at Ole Miss (4/5/14)
Earned Runs.....	5, at Ole Miss (4/5/14)
Walks.....	4, vs. Missouri (3/28/14)
Strikeouts.....	10, vs. Texas A&M (3/15/14)
Pitches.....	123, vs. South Carolina (3/10/13)

KEEGAN THOMPSON'S CAREER APPEARANCES

*Starter		2014 - FRESHMAN YEAR																							
Date	Opp (Res.)	DEC	QS	IP	H	R	ER	BB	SO	HR	ERA	PIT/STRK													
2/16	*vs. UConn (W, 7-3)	W	--	5.2	2	1	0	2	9	0	0.00	96/60													
2/23	*EAST TENNESSEE STATE (L, 2-3)	--	X	8.1	4	2	1	0	5	0	0.64	83/62													
3/1	*PRESBYTERIAN (W, 3-0)	W	X	9.0	1	0	0	0	5	0	0.39	90/68													
3/8	*MERCER (W, 4-1)	W	X	7.0	2	0	0	3	2	0	0.30	77/46													
3/15	*TEXAS A&M (W, 5-2)	W	X	9.0	4	2	2	1	10	0	0.69	121/81													
3/22	*at Tennessee (W, 4-2)	W	X	7.1	5	1	1	2	2	0	0.78	108/68													
3/28	*MISSOURI (L, 2-4)	--	X	6.0	7	2	2	4	9	0	1.03	104/71													
4/5	*at Ole Miss (L, 0-6)	L	--	5.2	9	6	5	3	1	0	1.71	97/61													
4/11	at Alabama (W, 2-1)	S	--	2.0	1	0	0	0	5	0	1.65	41/31													
4/13	at Alabama (L, 3-4)	L	--	2.2	3	1	1	0	3	0	1.72	38/26													
4/19	*SOUTH CAROLINA (L, 2-3)	--	X	8.0	8	1	1	1	5	0	1.66	123/78													
4/26	*at Arkansas (L, 3-4)	--	X	7.0	7	2	2	2	6	0	1.74	103/70													
5/3	*MISSISSIPPI STATE (L, 0-3)	L	X	7.0	5	3	3	2	4	0	1.91	95/65													
5/11	*at Kentucky (L, 5-6 [10])	--	--	5.0	3	2	2	3	7	0	2.01	80/51													

CAREER HIGHS					
At Bats:	5, 4x, at Ole Miss (4/4/14)				
Runs:	2, vs. Alabama A&M (2/25/14)				
Hits:	2, 7x, vs. Bethune-Cookman (5/6/14)				
RBI:	1, 13x, at Kentucky (5/11/14)				
Doubles:	1, 3x, vs. Bethune-Cookman (5/6/14)				
Triples:	1, vs. Bethune-Cookman (5/6/14)				
HR:	--				
Hit Streak:	5 (March 19-29, 2014)				
Reach Base.....	6 (March 19-29, 2014)				

MULTI-HIT GAMES					
Year	2	3	4	5+	Total
2014	7	--	--	--	7
Totals	7	--	--	--	7

MULTI-RBI GAMES					
Year	2	3	4	5+	Total
2014	--	--	--	--	--
Totals	--	--	--	--	--

ALL GAMES

Year	ERA	W	L	App	GS	CG	SHO	CBO	SV	IP	H	R	ER	BB	SO	2B	3B	HR	BF	B/Avg	WP	HBP	BK	SFA	SHA
2014	2.01	5	3	14	12	2	1	0	1	89.2	61	23	20	23	73	11	0	0	352	.192	5	3	0	3	6

Year	Avg	GP	GS	AB	R	H	2B	3B	HR	RBI	TB	SLG%	BB	HBP	SO	GDP	OB%	SF	SH	SB	ATT	PO	A	E	FLD%
2014	.244	37	33	123	13	30	3	1	0	13	35	.285	4	1	21	2	.273	0	3	1	1	244	27	3	.989

SEC GAMES ONLY

Year	ERA	W	L	App	GS	CG	SHO	CBO	SV	IP	H	R	ER	BB	SO	2B	3B	HR	BF	B/Avg	WP	HBP	BK	SFA	SHA
2014	2.87	2	3	10	8	1	0	0	1	59.2	52	20	19	18	52	9	0	0	249	.234	4	3	0	2	4

Year	Avg	GP	GS	AB	R	H	2B	3B	HR	RBI	TB	SLG%	BB	HBP	SO	GDP	OB%	SF	SH	SB	ATT	PO	A	E	FLD%
2014	.216	16	13	51	3	11	0	0	0	7	11	.216	2	1	10	0	.259	0	1	0	0	101	14	2	.983



WILL THOMPSON

38

POSITION

Left-Handed Pitcher

CLASS

Redshirt Sophomore

BATS / THROWS

L/L

HEIGHT - WEIGHT

6-6 - 247

EXPERIENCE

JC

PREVIOUS SCHOOL

Tallahassee

HOMETOWN

Bonifay, Fla.

HIGH SCHOOL

Holmes County

JUNIOR COLLEGE

Played at Tallahassee CC for coach Mike McLeod ... Redshirted the 2013 season ... Pitched in nine games in 2014 ... finished the year with a 1-2 record and 4.42 ERA ... In 18.1 innings of work, he struck out 20 ... named all-academic by the Panhandle Conference in both 2013 and 2014

HIGH SCHOOL

Attended Holmes County High School in Bonifay, Fla. ... As a senior posted an 11-0 record with 0.84 ERA ... Struck out 132 batters in 65 innings pitched ... Combined record of 33-5 for his high school career ... Owns school record for wins (33) and strikeouts (344) ... Led team to state championship game his senior year ... 2012 Florida Honorable Mention by Perfect Game ... 2011 Underclass Honorable Mention All-America by Perfect Game

PERSONAL

Son of Stacey and Carrie Thompson ... Has one sister, Crystal ... Majoring in physical activity and health ... father played basketball at Troy University ... Sister played softball at West Florida.





TREY WINGENTER

16

POSITION
Right-Handed Pitcher

CLASS
Junior

BATS / THROWS
R/R

HEIGHT - WEIGHT
6-7 - 201

EXPERIENCE
2L

HOMETOWN
Madison, Ala.

HIGH SCHOOL
Bob Jones

9-0 with a 0.47 ERA as a senior ... Struck out 114 in 60 innings against just 29 walks ... Threw five shutouts and three no-hitters ... 2012 Huntsville Pitcher of the Year ... 2012 ASWA All-State 6A First Team Pitcher ... Ranked No. 202 high school prospect by Perfect Game (2011) ... Also played for the Atlanta Blue Jays and Anthony Dye ... Area Code Showcase invitee.

PERSONAL

Anthony James Wingenter III ... Son of Tony and Rhonda Wingenter ... Has a sister, Kathryn ... Mother graduated from Auburn in 1989 ... Major: industrial and systems engineering.

2014 - SOPHOMORE YEAR

Appeared in 13 games with four starts ... Posted a 1-1 record with an ERA of 3.33 ... Struck out 22 men in 24.1 innings pitched ... Made first appearance of season in relief vs. California (2/22) ... Got win in longest career start vs. Kennesaw State (3/25) ... Pitched 5.0 innings with five strike outs in the victory ... Struck out career-high 7 batters vs. Samford (4/1) ... Made first career SEC start vs. South Carolina

2013 - FRESHMAN YEAR

Made six appearances on the mound, including two starts ... Was 1-0 with a 3.68 ERA ... Pitched 14.2 innings, giving up eight runs (six earned) on 13 hits while striking out six and walking seven ... Made career debut vs. Kennesaw State, giving up two unearned runs in one full inning (2/26) ... Got first win with career-long outing, throwing 74 pitches in 5.0 innings while giving up one run on three hits vs. Alabama State (3/19) ... Made midweek start at Troy, giving up two runs on five hits in 3.2 innings (3/26) ... Got second start vs. Wofford, pitching 2.0 innings and striking out a season-high two despite giving up three runs on four hits (4/3) ... Did not surrender a run in final two appearances, a one-inning, six-pitch relief outing vs. Georgia (4/13) and a two-inning stint vs. Jacksonville State (5/14).

HIGH SCHOOL

Played for Jeff Bell at Bob Jones ... 36th Rd. draft pick (1,091 overall) of the Seattle Mariners in 2012 ... Ranked 239th high school prospect by Perfect Game (2012) ... Ranked 396th draft prospect by Baseball America (2012) ... Was a perfect

WINGENTER AT A GLANCE	
CAREER RECORD	
at Plainsman Park.....	2-1
On Road / Neutral Site.....	0-0
vs. SEC.....	0-0
vs. SEC West.....	0-0
vs. SEC East.....	0-0
CAREER HIGHS	
Innings.....	5.0, 3x, vs. Samford (4/1/14)
Hits.....	9, vs. Kennesaw State (3/25/14)
Runs.....	5, vs. LSU (5/16/14)
Earned Runs.....	3, 3x, vs. LSU (5/16/14)
Walks.....	2, 4x, Samford (4/1/14)
Strikeouts.....	7, vs. Samford (4/1/14)
Pitches.....	100, vs. Kennesaw State (3/25/14)

TREY WINGENTER'S CAREER APPEARANCES

* - Starter		2013 - FRESHMAN YEAR																	
Date	Opp (Res.)	DEC	QS	IP	H	R	ER	BB	SO	HR	ERA	PIT/STK							
2/26	KENNESAW STATE (L, 2-9)	--	--	1.0	1	2	0	1	1	0	0.00	28/14							
3/19	ALABAMA STATE (W, 10-2)	W	--	5.0	3	1	1	2	1	0	1.50	74/48							
3/26	*at Troy (L, 2-11)	--	--	3.2	5	2	2	2	1	0	2.79	57/31							
4/3	*WOFFORD (W, 7-4)	--	--	2.0	4	3	3	1	2	0	4.63	44/28							
4/13	GEORGIA (L, 1-7)	--	--	1.0	0	0	0	0	0	0	4.26	6/5							
5/14	JACKSONVILLE ST. (L, 1-6)	--	--	2.0	0	0	0	1	1	0	3.68	25/15							
2014 - JUNIOR YEAR																			
Date	Opp (Res.)	DEC	QS	IP	H	R	ER	BB	SO	HR	ERA	PIT/STK							
2/22	CALIFORNIA (L, 0-5)	--	--	1.0	1	0	0	0	2	0	0.00	21/12							
3/2	*PRESBYTERIAN (W, 12-5)	--	--	0.2	3	1	1	0	1	0	5.40	15/10							
3/7	MERCER (W, 9-5)	--	--	0.0	1	0	0	0	0	0	5.40	7/4							
3/18	COPPIN STATE (W, 10-0)	--	--	2.0	1	0	0	0	3	0	2.45	28/20							
3/25	*KENNESAW STATE (W, 10-5)	W	--	5.0	9	3	3	2	5	0	4.15	100/63							
4/1	*SAMFORD (L, 1-8)	L	--	5.0	4	3	0	2	7	0	2.63	90/62							
4/8	TROY (W, 6-0)	--	--	1.0	0	0	0	1	0	0	2.45	19/9							
4/13	at Alabama (L, 3-4)	--	--	4.0	4	0	0	1	4	0	1.93	57/36							
4/20	*SOUTH CAROLINA (L, 3-4)	--	--	0.1	3	2	2	0	0	0	2.84	19/11							
4/22	SOUTH ALABAMA (W, 6-1)	--	--	0.0	0	0	0	1	0	0	2.84	4/0							
5/9	at Kentucky (L, 3-6)	--	--	1.1	1	0	0	0	0	0	2.66	18/11							
5/13	UAB (W, 6-5)	--	--	2.1	1	0	0	1	0	0	2.38	24/15							
5/16	LSU (L, 3-11)	--	--	1.2	3	5	3	1	0	0	3.33	29/15							

ALL GAMES

Year	ERA	W	L	App	GS	CG	SHO	CBO	SV	IP	H	R	ER	BB	SO	2B	3B	HR	BF	B/Avg	WP	HBP	BK	SFA	SHA
2013	3.68	1	0	6	2	0	0	0	0	14.2	13	8	6	7	6	1	0	0	65	.236	2	2	0	0	1
2014	3.33	1	1	13	4	0	0	2	0	24.1	31	14	9	9	22	7	0	0	118	.301	6	4	0	0	2
TOTAL	3.46	2	1	19	6	0	0	2	0	39.0	44	22	15	16	28	8	0	0	183	.278	8	6	0	0	3

SEC GAMES ONLY

Year	ERA	W	L	App	GS	CG	SHO	CBO	SV	IP	H	R	ER	BB	SO	2B	3B	HR	BF	B/Avg	WP	HBP	BK	SFA	SHA
2013	0.00	0	0	1	0	0	0	0	0	1.0	0	0	0	0	0	0	0	0	2	.000	0	0	0	0	0
2014	6.14	0	0	4	1	0	0	0	0	7.1	11	7	5	2	4	3	0	0	39	.314	3	2	0	0	0
TOTAL	5.40	0	0	5	1	0	0	0	0	8.1	11	7	5	2	4	3	0	0	41	.297	3	2	0	0	0



IZAAC YARBROUGH

25

POSITION

Left-Handed Pitcher

CLASS

Redshirt Sophomore

BATS / THROWS

L/L

HEIGHT - WEIGHT

5-10 - 200

EXPERIENCE

JC

PREVIOUS SCHOOL

Wallace State

HOMETOWN

Cullman, Ala.

HIGH SCHOOL

Vinemont

JUNIOR COLLEGE

Played at Wallace State Community College for Randy Putnam ... Finished 4-2 with 1.85 ERA last season for the Lions, recording 36 strikeouts in 48.2 innings while issuing just nine walks ... Made 12 appearances, including nine starts ... Suffered season-ending injury after first appearance of sophomore season ... All-Conference selection after freshman season.

HIGH SCHOOL

Played at Vinemont High School for Chad Shannon ... Super All-State in 2011 and 2012 ... Three time All-State selection ... 3A Pitcher of the Year in 2012 ... 3A Hitter of the Year in 2011 ... Combined record of 17-3 with 242 strike outs during his junior and senior seasons ... Hit .520 with four home runs and 63 RBI as a junior.

PERSONAL

Son of Roger and Kelly Yarbrough ... Has one brother, Trevor ... Majoring in Accounting





2014 TEAM STATS



2014 Auburn Baseball
Overall Statistics for Auburn (Final)
(All games Sorted by Batting avg)



Record: 28-28 Home: 19-16 Away: 7-10 Neutral: 2-2 SEC: 10-20

Player	avg	gp-gs	ab	r	h	2b	3b	hr	rbi	tb	slg%	bb	hp	so	gdp	ob%	sf	sh	sb-att	po	a	e	fld%
23 Jordan Ebert	.353	55-52	204	28	72	5	1	0	29	79	.387	12	1	26	5	.385	4	9	9-15	109	11	2	.984
25 Damek Tomscha	.313	54-53	176	37	55	8	0	5	29	78	.443	26	15	23	5	.436	3	2	4-5	206	58	7	.974
4 Ryan Tella	.306	53-53	183	30	56	6	1	3	18	73	.399	16	9	24	3	.386	2	7	13-19	148	0	3	.980
20 Daniel Robert	.281	45-39	121	12	34	5	1	1	12	44	.364	17	0	23	1	.370	0	2	1-2	25	0	1	.962
34 Blake Austin	.268	55-51	183	19	49	11	0	3	31	69	.377	15	8	30	3	.344	3	1	4-8	252	31	5	.983
6 Damon Haecker	.259	56-56	189	24	49	4	0	0	17	53	.280	35	13	32	1	.404	3	7	11-18	99	159	14	.949
3 Dan Glevenyak	.256	50-43	156	22	40	6	3	1	16	55	.353	18	11	23	4	.371	1	5	14-16	95	135	10	.958
10 Anfernee Grier	.255	47-38	149	16	38	8	0	1	11	49	.329	12	4	24	1	.325	1	5	7-15	80	1	4	.953
7 Keegan Thompson	.244	37-33	123	13	30	3	1	0	13	35	.285	4	1	21	2	.273	0	3	1-1	244	27	3	.989
37 Rocky McCord	1.000	1-0	1	0	1	0	0	0	0	1	1.000	0	0	0	0	1.000	0	0	0-0	0	1	0	1.000
13 Brett Binning	.348	16-10	23	5	8	0	0	0	2	8	.348	2	0	2	1	.400	0	2	1-1	18	17	2	.946
1 Blake Logan	.256	42-17	86	9	22	3	0	1	17	28	.326	10	2	15	5	.343	1	1	0-0	98	22	0	1.000
11 Sam Gillikin	.214	24-15	56	5	12	5	0	0	4	17	.304	6	1	14	1	.302	0	1	0-1	30	0	0	1.000
15 Connor Short	.211	36-25	95	6	20	1	0	0	8	21	.221	7	3	13	2	.283	1	4	9-10	22	57	7	.919
9 Patrick Savage	.167	3-2	6	0	1	0	0	0	0	1	.167	0	1	2	0	.286	0	0	0-0	0	0	0	.000
35 J.J. Shaffer	.160	40-10	50	8	8	0	2	0	2	12	.240	3	4	14	1	.263	0	1	4-5	39	0	0	1.000
19 Jackson Burgreen	.091	21-7	22	1	2	0	0	0	3	2	.091	7	3	7	2	.375	0	1	2-3	11	0	0	1.000
21 Dylan Smith	.000	7-1	10	0	0	0	0	0	0	0	.000	2	0	4	0	.167	0	0	0-0	11	1	0	1.000
2 Hunter Kelley	.000	4-0	3	0	0	0	0	0	0	0	.000	0	0	1	0	.000	0	0	0-0	1	0	0	1.000
22 Terrance Dedrick	.000	2-0	2	0	0	0	0	0	0	0	.000	0	0	0	0	.000	0	0	0-0	2	8	1	.909
Totals	.270	56	1838	235	497	65	9	15	212	625	.340	192	76	298	37	.360	19	51	80-119	1503	592	65	.970
Opponents	.254	56	1897	228	482	83	8	14	201	623	.328	167	37	333	42	.324	15	45	32-55	1477	623	68	.969

.OB - Team (465), Opp (428). DPs turned - Team (51), Opp (47). CI - Team (0), Opp (1). IBB - Team (4), Glevenyak, D 2, Tomscha, D. 2, Opp (12). Picked off - Grier, A. 3, Robert, D. 2, Tella, R. 1, Ebert, J. 1, Shaffer, J. 1.

(All games Sorted by Earned run avg)

Player	era	w-l	app	gs	cg	sho	sv	ip	h	r	er	bb	so	2b	3b	hr	b/avg	wp	hp	bk	sfa	sha
7 Keegan Thompson	2.01	5-3	14	12	2	1/0	1	89.2	61	23	20	23	73	11	0	0	.192	5	3	0	3	6
26 Dillon Ortman	2.70	9-5	15	15	2	1/1	0	100.0	95	36	30	16	62	17	0	3	.247	1	4	0	1	4
27 Justin Camp	4.01	1-5	13	6	0	0/2	1	42.2	41	24	19	10	29	7	2	1	.246	2	3	1	1	3
17 Michael O'Neal	4.29	3-6	17	12	0	0/2	0	71.1	77	38	34	29	29	15	1	3	.285	1	6	0	1	6
49 Cole Lipscomb	0.00	0-0	2	0	0	0/0	0	1.0	0	0	0	1	1	0	0	0	.000	0	1	0	0	0
28 Jacob Milliman	1.62	0-0	11	1	0	0/1	0	16.2	12	6	3	8	15	1	0	1	.200	4	0	1	0	2
24 Robby Clements	3.27	0-0	7	0	0	0/1	0	11.0	13	6	4	5	3	3	0	0	.289	2	2	0	0	1
8 Jay Wade	3.28	4-2	22	0	0	0/0	1	35.2	31	16	13	6	24	4	1	1	.235	0	5	2	1	4
16 Trey Wingenter	3.33	1-1	13	4	0	0/2	0	24.1	31	14	9	9	22	7	0	0	.301	6	4	0	0	2
37 Rocky McCord	3.38	0-0	5	0	0	0/1	0	2.2	2	1	1	4	5	0	0	0	.222	1	4	0	1	0
14 Trey Cochran-Gill	3.41	0-2	28	0	0	0/1	1	34.1	42	16	13	9	20	6	1	0	.313	5	3	0	1	4
18 Daniel Koger	3.92	2-0	13	3	0	0/1	0	20.2	19	10	9	8	16	4	1	1	.247	4	0	0	0	1
22 Terrance Dedrick	4.85	2-3	23	1	0	0/1	4	26.0	32	17	14	16	21	5	2	0	.314	2	0	0	4	8
12 Kevin Davis	5.40	1-0	3	2	0	0/0	0	5.0	3	3	3	10	2	1	0	1	.231	1	0	0	2	2
38 Reid Carter	5.51	0-0	11	0	0	0/0	0	16.1	19	13	10	7	6	2	0	2	.292	5	2	0	0	1
4 Ryan Tella	8.31	0-1	3	0	0	0/0	0	4.1	4	5	4	6	5	0	0	1	.250	0	0	0	0	1
Totals	3.34	28-28	56	56	4	5/3	8	501.2	482	228	186	167	333	83	8	14	.254	39	37	4	15	45
Opponents	3.60	28-28	56	56	3	7/5	11	492.1	497	235	197	192	298	65	9	15	.270	19	76	9	19	51

^B - Team (14), Austin, B. 10, Logan, B. 4, Opp (9). Pickoffs - Team (1), Thompson, K. 1, Opp (8). SBA/ATT - Austin, B. (21-29), Logan, B. (11-19), Ortman, D. (8-11), O'Neal, M. (5-10), Thompson, K. (7-10), Cochran-Gill (2-5), Camp, J. (1-4), Dedrick, T. (2-3), Carter, R. (1-3), Wingenter (0-2), Wade, J. (2-2), Milliman, J. (2-2), Koger, D. (0-1), Davis, K. (1-1), Clements, R. (1-1).



2014 Auburn Baseball
Conference statistics for Auburn (Final)
(SEC games only Sorted by Batting avg)



Record: 10-20 Home: 4-11 Away: 6-9 SEC: 10-20

Player	avg	gp-gs	ab	r	h	2b	3b	hr	rbi	tb	slg%	bb	hp	so	gdp	ob%	sf	sh	sb-att	po	a	e	fld%	
23 Jordan Ebert	.331	30-29	124	11	41	2	0	0	8	43	.347	3	0	22	4	.341	2	2	1-4	72	7	2	.975	
20 Daniel Robert	.290	22-21	62	5	18	2	0	1	5	23	.371	7	0	15	1	.362	0	1	0-1	0	0	0	.000	
34 Blake Austin	.287	30-27	101	12	29	7	0	3	19	45	.446	6	3	20	2	.339	2	1	1-4	140	10	1	.993	
25 Damek Tomscha	.279	30-30	104	17	29	6	0	0	10	35	.337	15	6	12	5	.394	2	0	3-3	127	31	0	1.000	
6 Damon Haecker	.250	30-30	104	11	26	2	0	0	6	28	.269	16	6	18	0	.381	0	2	4-9	48	82	10	.929	
4 Ryan Tella	.234	29-29	94	11	22	2	0	1	4	27	.287	10	4	16	1	.333	0	2	2-7	100	0	1	.990	
3 Dan Glevenyak	.221	27-21	86	5	19	3	2	0	7	26	.302	2	6	15	2	.287	0	3	4-5	54	69	3	.976	
10 Anfernee Grier	.209	23-17	67	6	14	3	0	1	3	20	.299	7	0	14	0	.284	0	0	4-7	39	1	1	.976	
15 Connor Short	.155	21-17	58	1	9	1	0	0	4	10	.172	2	1	8	1	.194	1	2	1-1	16	29	1	.978	

13 Brett Binning	.364	8-7	11	0	4	0	0	0	1	4	.364	1	0	0	0	.417	0	2	0-0	9	8	1	.944	
7 Keegan Thompson	.216	16-13	51	3	11	0	0	0	7	11	.216	2	1	10	0	.259	0	1	0-0	101	14	2	.983	
1 Blake Logan	.213	22-9	47	3	10	1	0	0	4	11	.234	5	0	8	3	.288	0	1	0-0	39	8	0	1.000	
11 Sam Gillikin	.146	17-11	41	1	6	1	0	0	1	7	.171	2	1	9	0	.205	0	1	0-0	21	0	0	1.000	
35 J.J. Shaffer	.130	20-4	23	2	3	0	1	0	1	5	.217	2	2	7	1	.259	0	0	1-2	20	0	0	1.000	
19 Jackson Burgreen	.091	6-4	11	0	1	0	0	0	0	1	.091	2	0	3	1	.231	0	0	0-0	9	0	0	1.000	
21 Dylan Smith	.000	4-1	6	0	0	0	0	0	0	0	.000	1	0	2	0	.143	0	0	0-0	7	1	0	1.000	
22 Terrance Dedrick	.000	1-0	1	0	0	0	0	0	0	0	.000	0	0	0	0	.000	0	0	0-0	1	5	0	1.000	
Totals	.244	30	991	88	242	30	3	6	80	296	.299	83	30	179	21	.320	7	18	21-43	806	298	25	.978	
Opponents	.283	30	1045	138	296	56	3	9	127	385	.368	90	21	166	20	.349	11	27	21-31	816	340	28	.976	

.OB - Team (225), Opp (250). DPs turned - Team (25), Opp (24). IBB - Team (0), Opp (10). Picked off - Shaffer, J. 1, Ebert, J. 1, Grier, A. 1, Tella, R. 1.

(SEC games only Sorted by Earned run avg)

Player	era	w-l	app	gs	cg	sho	sv	ip	h	r	er	bb	so	2b	3b	hr	b/avg	wp	hp	bk	sfa	sha
26 Dillon Ortman	2.77	6-4	11	11	2	1/0	0	74.2	69	25	23	13	41	14	0	3	.244	0	4	0	1	4
7 Keegan Thompson	2.87	2-3	10	8	1	0/0	1	59.2	52	20	19	18	52	9	0	0	.234	4	3	0	2	4
17 Michael O'Neal	5.05	2-4	10	7	0	0/0	0	41.0	52	25	23	15	18	12	1	3	.321	1	2	0	1	3

28 Jacob Milliman	0.00	0-0	2	0	0	0/0	0	5.1	3	0	0	2	4	0	0	0	.167	1	0	0	0	0
12 Kevin Davis	0.00	0-0	1	0	0	0/0	0	1.0	0	0	0	2	1	0	0	0	.000	0	0	0	0	0
18 Daniel Koger	0.00	0-0	3	0	0	0/0	0	0.2	1	0	0	0	0	0	0	0	.333	0	0	0	0	1
24 Robby Clements	4.26	0-0	2	0	0	0/0	0	6.1	8	4	3	2	0	2	0	0	.308	0	1	0	0	0
38 Reid Carter	4.50	0-0	4	0	0	0/0	0	8.0	8	5	4	5	2	1	0	1	.276	0	0	0	0	1
14 Trey Cochran-Gill	4.76	0-1	13	0	0	0/0	0	17.0	27	11	9	3	8	3	0	0	.370	4	1	0	1	1
22 Terrance Dedrick	5.93	0-2	11	1	0	0/0	3	13.2	17	10	9	13	9	4	0	0	.333	1	0	0	3	5
16 Trey Wingenter	6.14	0-0	4	1	0	0/0	0	7.1	11	7	5	2	4	3	0	0	.314	3	2	0	0	0
8 Jay Wade	6.62	0-2	12	0	0	0/0	1	17.2	25	16	13	6	14	4	1	1	.333	0	5	1	1	4
37 Rocky McCord	6.75	0-0	3	0	0	0/0	0	1.1	2	1	1	2	1	0	0	0	.400	1	2	0	1	0
27 Justin Camp	7.36	0-3	4	2	0	0/0	0	11.0	17	9	9	2	7	4	1	0	.378	0	1	0	1	3
4 Ryan Tella	9.00	0-1	2	0	0	0/0	0	4.0	4	5	4	5	5	0	0	1	.267	0	0	0	0	1
Totals	4.09	10-20	30	30	3	1/0	5	268.2	296	138	122	90	166	56	3	9	.283	15	21	1	11	27
Opponents	2.51	20-10	30	30	3	5/3	8	272.0	242	88	76	83	179	30	3	6	.244	7	30	2	7	18

^B - Team (7), Austin, B. 4, Logan, B. 3, Opp (5). Pickoffs - Team (0), Opp (4). SBA/ATT - Austin, B. (13-15), Logan, B. (8-12), O'Neal, M. (4-7), Thompson, K. (6-7), Ortman, D. (4-4), Cochran-Gill (2-3), Carter, R. (0-2), Dedrick, T. (1-2), Wade, J. (2-2), Clements, R. (1-1), Camp, J. (0-1), Wingenter (0-1), Davis, K. (1-1).



2014 HITTING NOTES

Table with columns: LEFT, BOTH, RIGHT. Lists player names under each category.

TEAM NOTES

Auburn Overall SEC Rankings and Auburn SEC-Only Rankings. Includes categories like Avg., Runs, HR, On-Base, Steals with Rank and No.

2014 AUBURN HOME RUNS

Table of 2014 Auburn Home Runs. Columns: No., Player (#), Opponent (Date), On, Outs, Inn., Pitcher.

2014 MULTI-HIT GAMES

Table of 2014 Multi-Hit Games. Columns: 2, 3, 4, 5+, Total.

CAREER MULTI-HIT GAMES

Table of Career Multi-Hit Games. Columns: 2, 3, 4, 5+, Total.

2014 MULTI-RBI GAMES

Table of 2014 Multi-RBI Games. Columns: 2, 3, 4, 5+, Total.

CAREER MULTI-RBI GAMES

Table of Career Multi-RBI Games. Columns: 2, 3, 4, 5+, Total.

HITTING STREAKS

Table of Hitting Streaks. Columns: Current, '14, Career.

REACHED BASE STREAKS

Table of Reached Base Streaks. Columns: Current, '14, Career.

BUNT HITS

Table of Bunt Hits. Columns: Player, No.

SAC BUNTS

Table of Sac Bunts. Columns: Player, No.

OUTFIELD ASSISTS

Table of Outfield Assists. Columns: Player, No.

HOME RUN BREAKDOWN

Table of Home Run Breakdown. Columns: at Home, on the Road, at Neutral Sites, vs. RHP, vs. LHP, vs. SEC, vs. Non-SEC, Solo, 2-Run, 3-Run, Grand Slams, 1st Inning, 2nd Inning, 3rd Inning, 4th Inning, 5th Inning, 6th Inning, 7th Inning, 8th Inning, 9th Inning, Extra Innings.

AUBURN CAREER HOME RUN BREAKDOWN

Table of Auburn Career Home Run Breakdown. Columns: Player, 1R, 2R, 3R, GS, Career, Home, Road, Last.





2014 GAME-BY-GAME HITTING

Date	Opponent	ab	r	h	rbi	2b	3b	hr	tb	bb	lbb	sb	cs	hbp	sac	sf	gdp	k	po	a	e	lob	avg	
Feb 14	vs Indiana State	30	4	7	4	0	0	0	7	3	0	4	1	3	3	0	0	5	27	14	2	8	.233	
Feb 15	vs Ohio State	28	0	5	0	0	0	0	5	4	0	0	1	2	2	0	3	3	24	12	0	9	.207	
Feb 16	vs Connecticut	34	7	9	7	0	0	0	9	6	0	6	0	1	1	1	0	3	27	9	1	12	.228	
Feb 19	ALABAMA STATE	28	3	5	3	2	0	0	7	3	0	1	1	3	1	1	0	1	27	9	2	6	.217	
Feb 21	ARKANSAS-PINE BLUF	27	2	3	1	0	0	0	3	0	0	1	0	1	1	0	1	6	27	5	1	3	.197	
Feb 22	CALIFORNIA	32	0	7	0	2	0	0	9	3	0	1	1	2	0	0	0	7	27	11	0	10	.201	
Feb 23	ETSU	33	2	8	2	2	0	0	10	2	0	1	1	1	3	0	1	5	28	8	1	7	.208	
Feb 25	ALABAMA A&M	27	7	11	5	2	0	0	13	5	0	1	3	2	2	1	0	6	27	18	3	6	.230	
Feb 28	PRESBYTERIAN	40	6	14	5	3	0	0	17	4	0	1	0	2	0	0	0	5	27	13	2	13	.247	
Mar 01	PRESBYTERIAN	29	3	10	2	1	0	0	11	4	0	3	2	3	1	0	1	6	27	6	2	10	.256	
Mar 02	PRESBYTERIAN	36	12	14	10	1	0	1	18	2	0	6	0	3	2	1	0	5	27	16	1	8	.270	
Mar 05	vs Alabama	29	3	3	3	0	0	1	6	5	0	1	0	2	1	0	1	4	27	17	2	8	.257	
Mar 07	MERCER	30	9	12	9	2	1	1	19	2	0	2	1	1	3	1	1	4	27	7	2	4	.268	
Mar 08	MERCER	29	4	5	3	0	0	0	5	6	0	4	1	1	1	0	0	5	27	14	0	9	.262	
Mar 09	MERCER	32	6	10	6	0	1	1	15	3	3	3	0	2	4	0	0	6	27	10	2	9	.265	
Mar 11	at Kennesaw State	33	6	10	5	1	0	1	14	5	0	0	0	1	2	2	1	3	27	9	5	10	.268	
Mar 12	ALABAMA STATE	32	6	9	6	1	1	2	18	4	0	1	0	2	0	0	1	2	27	14	4	8	.268	
*Mar 14	TEXAS A&M	32	4	9	3	2	0	0	11	2	0	0	0	2	0	1	1	5	27	15	1	9	.269	
*Mar 15	TEXAS A&M	34	5	15	5	2	0	0	17	1	0	0	2	1	3	0	0	4	27	8	0	10	.279	
*Mar 15	TEXAS A&M	33	0	8	0	0	0	0	8	1	0	0	0	1	0	0	1	10	27	14	2	8	.277	
Mar 18	COPPIN STATE	37	10	16	9	1	1	0	19	7	0	4	1	3	1	3	0	2	27	15	0	17	.286	
Mar 19	COPPIN STATE	40	13	17	11	2	1	1	24	5	0	3	0	3	0	1	1	4	27	12	0	12	.294	
*Mar 21	at Tennessee	31	3	7	3	1	0	0	8	2	0	1	0	2	2	0	1	4	27	11	0	7	.291	
*Mar 22	at Tennessee	33	4	13	4	3	1	0	18	5	0	1	1	0	1	0	2	3	27	9	0	8	.295	
*Mar 23	at Tennessee	34	6	9	6	2	0	2	17	2	0	0	1	0	0	1	0	6	24	10	0	4	.294	
Mar 25	KENNESAW STATE	33	10	15	10	2	0	1	20	4	0	3	3	1	2	0	1	5	27	11	3	6	.300	
*Mar 27	MISSOURI	34	3	10	3	1	0	0	11	3	0	0	2	1	0	0	1	5	27	9	4	8	.300	
*Mar 28	MISSOURI	31	2	6	2	1	0	0	7	6	0	1	2	0	0	0	0	4	27	5	0	8	.296	
*Mar 29	MISSOURI	36	7	16	7	0	1	0	18	2	0	3	1	0	1	0	2	3	27	9	3	8	.302	
Apr 01	SAMFORD	32	1	7	1	0	0	0	7	2	0	1	0	2	0	0	1	6	27	5	4	8	.299	
*Apr 04	at Ole Miss	45	5	12	4	3	0	0	15	1	0	2	1	3	4	1	1	6	36	10	1	10	.298	
*Apr 05	at Ole Miss	29	0	5	0	0	0	0	5	2	0	1	0	0	0	0	3	7	24	12	0	4	.294	
*Apr 05	at Ole Miss	33	1	7	1	0	0	0	7	4	0	0	0	0	1	0	0	10	24	19	0	10	.292	
Apr 08	TROY	37	6	14	6	4	0	0	18	2	0	1	0	0	1	0	1	3	27	15	0	10	.295	
*Apr 11	at Alabama	28	2	4	2	0	0	0	4	3	0	1	2	5	1	1	0	7	27	4	0	9	.291	
*Apr 12	at Alabama	29	1	3	1	1	0	0	4	3	0	1	0	3	0	0	1	5	24	15	1	7	.286	
*Apr 13	at Alabama	36	3	12	3	0	0	0	12	3	0	3	2	1	0	0	0	7	26	8	3	10	.288	
Apr 15	at Samford	38	6	10	5	0	0	0	10	6	0	3	0	0	1	0	1	0	11	24	14	1	13	.287
*Apr 19	SOUTH CAROLINA	30	4	4	4	0	0	1	7	3	0	1	0	0	0	0	0	4	27	9	0	5	.283	
*Apr 19	SOUTH CAROLINA	37	2	9	2	1	0	0	10	1	0	0	0	0	0	0	0	3	27	13	0	9	.282	
*Apr 20	SOUTH CAROLINA	36	3	10	3	0	0	0	10	3	0	0	0	0	1	0	0	9	27	12	1	10	.282	
Apr 22	SOUTH ALABAMA	33	6	11	5	3	0	0	14	7	0	1	0	1	0	0	1	5	27	8	0	11	.283	
*Apr 25	at Arkansas	29	2	4	1	0	0	0	4	2	0	0	2	0	1	0	0	8	27	9	0	3	.280	
*Apr 26	at Arkansas	31	3	5	2	0	0	0	5	4	0	0	1	3	0	1	2	6	28	9	0	6	.278	
*Apr 26	at Arkansas	33	7	8	5	1	0	1	12	6	0	1	1	1	0	0	0	6	27	7	0	6	.277	
*May 02	MISSISSIPPI STATE	31	0	5	0	2	0	0	7	2	0	0	1	1	1	0	1	9	27	10	1	8	.275	
*May 03	MISSISSIPPI STATE	30	0	4	0	1	0	0	5	1	0	0	0	3	0	0	0	4	27	11	0	7	.272	
*May 04	MISSISSIPPI STATE	29	1	4	1	1	0	1	8	3	0	0	0	2	0	0	1	4	27	12	1	6	.269	
May 06	BETHUNE-COOKMAN	35	9	13	9	2	1	0	17	8	0	5	0	1	0	0	1	4	27	10	2	11	.272	
*May 09	at Kentucky	33	3	8	3	1	0	0	9	3	0	1	0	0	0	1	1	5	24	7	1	7	.271	
*May 10	at Kentucky	40	8	15	6	3	1	0	20	4	0	0	0	0	1	0	1	6	27	5	0	10	.273	
*May 11	at Kentucky	36	5	10	5	1	0	0	11	6	0	3	2	0	1	0	1	5	29	5	1	8	.274	
May 13	UAB	33	6	10	5	4	0	0	14	7	1	2	1	2	2	0	0	3	27	12	0	12	.274	
*May 15	LSU	30	0	4	0	1	0	0	5	1	0	0	0	0	0	0	1	8	27	10	2	4	.272	
*May 16	LSU	33	3	9	3	1	0	0	10	2	0	0	1	0	0	1	0	10	27	7	2	6	.272	
*May 17	LSU	35	1	7	1	1	0	1	11	2	0	1	0	1	0	0	0	6	27	14	1	10	.270	
Totals		1838	235	497	212	65	9	15	625	192	4	80	39	76	51	19	37	298	1503	592	65	465	.270	



2014 GAME-BY-GAME RESULTS

AUBURN 2014 DAY BY DAY RESULTS

DATE	OPP	1st Pitch	W/L	SCORE	WP	LP	SV	REC.	SEC	TIME	ATT.
2/14	% Indiana State	1:02	W	4-0	Ortman (1-0)	Kudrecki (0-1)	Camp (1)	1-0	--	2:31	323
2/15	% Ohio State	12:03	L	0-1	Rigo (1-0)	O'Neal (0-1)	Dempsey (1)	1-1	--	2:27	452
2/16	% Connecticut	11:02	W	7-3	Thompson (1-0)	Ward (0-1)	--	2-1	--	3:08	376
2/19	ALABAMA STATE	3:00	L	3-9	Hloska (1-0)	Camp (0-1)	--	2-2	--	3:05	3609
2/21	S ARKANSAS-PINE BLUFF	6:03	W	2-1	Ortman (2-0)	Schwartz (0-1)	Dedrick (1)	3-2	--	1:59	3667
2/22	S CALIFORNIA	6:00	L	0-5	Schick (1-1)	O'Neal (0-2)	--	3-3	--	2:52	4360
2/23	S EAST TENNESSEE STATE	2:07	L	2-3 (10)	Chesney (1-0)	Dedrick (0-1)	--	3-4	--	2:41	3091
2/25	ALABAMA A&M	3:03	W	7-3	Davis (1-0)	Winter (0-1)	--	4-4	--	2:29	2721
2/28	PRESBYTERIAN	6:05	L	6-10	Dees (3-0)	Ortman (2-1)	Wortkoetter (2)	4-5	--	3:05	3009
3/1	PRESBYTERIAN	3:00	W	3-0	Thompson (2-0)	Knox (2-1)	--	5-5	--	2:09	3414
3/2	PRESBYTERIAN	1:01	W	12-5	Wade (1-0)	Wortkoetter (0-1)	--	6-5	--	3:06	3000
3/4	# Alabama	7:06	L	3-4	Burrows (2-0)	Cochran-Gill (0-1)	--	6-6	--	3:04	6141
3/7	MERCER	6:04	W	9-5	Ortman (3-1)	Papelian (1-1)	--	7-6	--	2:43	2582
3/8	MERCER	3:01	W	4-1	Thompson (3-0)	Askew (1-2)	--	8-6	--	2:25	2694
3/9	MERCER	1:02	W	6-5	Dedrick (1-1)	Lumsden (0-2)	--	9-6	--	3:02	2589
3/11	at Kennesaw State	6:01	W	6-1	Camp (1-1)	Erwin (1-1)	--	10-6	--	2:41	1109
3/12	ALABAMA STATE	6:01	W	6-5	Wade (2-0)	McIntosh (2-1)	Cochran-Gill (1)	11-6	--	2:44	2300
3/14	* TEXAS A&M	6:04	W	4-0	Ortman (4-1)	Mengden (2-3)	--	12-6	1-0	2:08	2697
3/15	* TEXAS A&M-1	12:03	W	5-2	Thompson (4-0)	Ray (2-1)	--	13-6	2-0	2:22	--
3/15	* TEXAS A&M-2	3:04	L	0-9	Camp (1-2)	Long (2-0)	--	13-7	2-1	2:36	3366
3/18	COPPIN STATE	6:04	W	10-0	O'Neal (1-2)	Muhammad (0-4)	--	14-7	--	2:49	2912
3/19	COPPIN STATE	3:02	W	13-2	Wade (3-0)	O'Brien (0-1)	--	15-7	--	3:04	2823
3/21	* at Tennessee	6:08	W	3-2	Ortman (5-1)	Williams (3-2)	Dedrick (2)	16-7	3-1	2:51	2742
3/22	* at Tennessee	4:06	W	4-2	Thompson (5-0)	Martin (2-1)	Dedrick (3)	17-7	4-1	3:05	2012
3/23	* at Tennessee	2:01	L	6-8	Camp (1-3)	Lee (3-0)	Owenby (5)	17-8	4-2	2:34	1957
3/25	KENNESAW STATE	6:00	W	10-5	Wingenter (1-0)	Hawkins (0-1)	--	18-8	--	3:08	3052
3/27	* MISSOURI	6:34	L	3-4	Tribby (1-0)	Ortman (5-2)	Steele (6)	18-9	4-3	2:54	4096
3/28	* MISSOURI	6:02	L	2-4	Williams (1-1)	Camp (1-4)	Steele (7)	18-10	4-4	3:13	3137
3/29	* MISSOURI	12:06	W	7-3	O'Neal (2-2)	Graves (3-2)	Wade (1)	19-10	5-4	2:51	3878
4/1	SAMFORD	6:01	L	1-8	Limbaugh (1-0)	Wingenter (1-1)	--	19-11	--	3:19	3576
4/4	* at Ole Miss	6:38	L	5-8 (13)	Laxer (2-0)	Wade (3-1)	--	19-12	5-5	4:09	9187
4/5	* at Ole Miss-1	3:03	L	0-6	Trent (4-0)	Thompson (5-1)	--	19-13	5-6	2:44	--
4/5	* at Ole Miss-2	6:30	L	1-5	Smith (4-2)	O'Neal (2-3)	Laxer (4)	19-14	5-7	2:55	10523
4/8	TROY	6:00	W	6-0	Koger (1-0)	Davidson (1-1)	--	20-14	--	2:25	3631
4/11	* at Alabama	6:36	W	2-1	Ortman (6-1)	Turnbull (4-2)	Thompson (1)	21-14	6-7	2:41	6069
4/12	* at Alabama	6:05	L	1-4	O'Neal (2-4)	Kamplain (3-2)	Burrows (5)	21-15	6-8	2:42	6142
4/13	* at Alabama	1:05	L	3-4	Burrows (4-1)	Thompson (5-2)	--	21-16	6-9	2:48	4468
4/15	at Samford	6:00	L	6-7	Curry (3-2)	Camp (1-5)	Gracia (11)	21-17	--	3:18	1079
4/19	* SOUTH CAROLINA-1	11:02	W	4-2	Ortman (7-2)	Montgomery (5-3)	--	22-17	7-9	2:09	3370
4/19	* SOUTH CAROLINA-2	4:06	L	2-3	Mincey (3-0)	Wade (3-2)	Seddon (10)	22-18	7-10	2:57	4096
4/20	* SOUTH CAROLINA	1:05	L	3-4	Seddon (2-1)	Cochran-Gill (0-2)	--	22-19	7-11	2:55	3084
4/22	SOUTH ALABAMA	6:04	W	6-1	Wade (4-2)	Gates (1-5)	--	23-19	--	2:41	2796
4/25	* at Arkansas	6:37	W	2-1	Ortman (8-2)	Killian (2-7)	Dedrick (4)	24-19	8-11	2:35	10087
4/26	* at Arkansas-1	4:05	L	3-4 (10)	Gunn (2-1)	Dedrick (1-2)	--	24-20	8-12	3:14	--
4/26	* at Arkansas-2	8:00	W	7-2	O'Neal (3-4)	Oliver (5-4)	--	25-20	9-12	2:35	11742
5/2	* MISSISSIPPI STATE	6:03	L	0-3	Fitts (4-2)	Ortman (8-3)	Holder (6)	25-21	9-13	2:52	3174
5/3	* MISSISSIPPI STATE	6:05	L	0-3	Mitchell (7-4)	Thompson (5-3)	--	25-22	9-14	2:20	3654
5/4	* MISSISSIPPI STATE	1:01	L	1-12	Brown (4-1)	O'Neal (3-5)	--	25-23	9-15	3:02	2954
5/6	BETHUNE-COOKMAN	6:03	W	9-1	Koger (2-0)	Hernandez (1-4)	--	26-23	--	3:08	2357
5/9	* at Kentucky	6:38	L	3-6	Reed (9-2)	Dedrick (1-3)	Jack (3)	26-24	9-16	3:16	2239
5/10	* at Kentucky	7:08	W	8-1	Ortman (9-3)	Shepherd (5-3)	--	27-24	10-16	2:52	2492
5/11	* at Kentucky	1:08	L	5-6 (10)	Jack (3-1)	Tella (0-1)	--	27-25	10-17	3:59	2279
5/13	UAB	6:07	W	6-5	Dedrick (2-3)	Lau (0-2)	--	28-25	--	3:30	2356
5/15	* LSU	6:03	L	0-10	Poche' (8-3)	Ortman (9-4)	--	28-26	10-18	2:33	2591
5/16	* LSU	6:03	L	3-11	Nola (9-1)	O'Neal (3-6)	--	28-27	10-19	3:15	3396
5/17	* LSU	1:04	L	1-8	Bouman (4-2)	Ortman (9-5)	--	28-28	10-20	3:00	3462

% - Snowbird Classic (Port Charlotte, Fla.)

S - Tiger Classic (Auburn, AL)

- Capital City Classic (Montgomery, AL)

* - SEC Game





SUPERLATIVES & MISCELLANEOUS STATS

STARTS BY POSITION

STARTING PITCHER

Dillon Ortman	15	9-6
Keegan Thompson	12	5-7
Michael O'Neal	12	5-7
Justin Camp	6	1-5
Trey Wingenter	4	2-2
Daniel Koger	3	3-0
Kevin Davis	2	2-0
Jacob Milliman	1	1-0
Terrance Dedrick	1	0-1

CATCHER

Blake Austin	42	23-19
Blake Logan	14	5-9

FIRST BASE

Keegan Thompson	28	16-12
Damek Tomscha	24	10-14
Daniel Robert	3	2-1
Blake Austin	1	0-1

SECOND BASE

Dan Glevenyak	34	19-15
Brett Binning	10	4-6
Damon Haecker	9	4-5
Jordan Ebert	2	1-1
Connor Short	1	0-1

THIRD BASE

Damek Tomscha	27	15-12
Connor Short	24	10-14
Blake Austin	5	3-2

SHORTSTOP

Damon Haecker	47	24-23
Dan Glevenyak	9	4-5

LEFT FIELD

Jordan Ebert	49	24-25
J.J. Shaffer	4	2-2
Jackson Burgreen	3	2-1

CENTER FIELD

Ryan Tella	52	26-26
J.J. Shaffer	3	1-2
Sam Gillikin	1	1-0

RIGHT FIELD

Anfernee Grier	38	19-19
Sam Gillikin	12	5-7
Jackson Burgreen	3	2-1
J.J. Shaffer	3	2-1

DESIGNATED HITTER

Daniel Robert	36	20-17
Keegan Thompson	4	3-1
Blake Austin	3	1-2
Blake Logan	3	1-2
Damek Tomscha	2	1-1
Patrick Savage	2	0-2
Sam Gillikin	2	0-2
Jordan Ebert	1	1-0
Jackson Burgreen	1	0-1
Dylan Smith	1	0-1
Ryan Tella	1	1-0

2014 AUBURN & OPPONENT HIGHS

TEAM BATTING

AUBURN	OPPONENT
Runs in a game	13, vs. Coppin State (3/19)
Runs in an inning	5, 2x, vs. Presbyterian (2/28) [9th]
Most Hits in a game	17, vs. Coppin State (3/19)
Fewest Hits in a game	3, vs. Alabama (3/5)
Hits in an inning	6, vs. Alabama A&M (2/25) [1st]
2B in a game	4, vs. Troy (4/8)
3B in a game	1, 9x, at Kentucky (5/10)
HR in a game	2, 2x, at Tennessee (3/23)
XBH in a game	4, 5x, at Kentucky (5/10)
SB in a game	6, 2x, vs. Presbyterian (3/2)
LOB in a game	17, vs. Coppin State (3/18)
K in a game	11, at Samford (4/15)
BB in a game	8, vs. Bethune-Cookman (5/6)

TEAM PITCHING

AUBURN	OPPONENT
K in a game	14, vs. Ark.-Pine Bluff (2/21)
BB in a game	8, at Kentucky (5/11)
Pitchers used	8, vs. Troy (4/8)
Total Quality Starts	27

TEAM FIELDING

AUBURN	OPPONENT
Errors in a game	5, at Kennesaw State (3/11)
DP turned in a game	4, 2x, vs. Bethune-Cookman (5/6)

IND. BATTING

AUBURN	
Hits in a game	4, 3x, Ryan Tella at Samford (4/15)
Runs in a game	3, 3x, Sam Gillikin vs. Kennesaw State (3/25)
2B in a game	2, 4x, Sam Gillikin vs. UAB (5/13)
3B in a game	1, 9x, Dan Glevenyak at Kentucky (5/10)
HR in a game	1, 14x, Daniel Robert vs. Mississippi State (5/4)
RBI in a game	6, Blake Logan vs. Coppin State (3/19)
XBH in a game	2, 6x, Sam Gillikin vs. UAB (5/13)
SB in a game	2, 9x, Ryan Tella and Jordan Ebert vs. Bethune-Cookman (5/6)
BB in a game	3, 3x, Damon Haecker at Kentucky (5/11)
HBP in a game	4, Dan Glevenyak at Alabama (4/11)
K in a game	3, 5x, Blake Austin at Kentucky (5/11)
Hitting Streak	11, Anfernee Grier (2/14-3/2)
Consec. G w/HR	3, Damek Tomscha (3/9-12)

IND. PITCHING

AUBURN	
K by a starter	11, Dillon Ortman vs. Ark.-Pine Bluff (2/21)
K by a reliever	5, 2x, Ryan Tella at Kentucky (5/11)
BB by a starter	4, 5x, Dillon Ortman at Kentucky (5/10)
BB by a reliever	3, Ryan Tella at Kentucky (5/11)
IP by a starter	9.0, 4x, Dillon Ortman vs. South Carolina (4/19)
IP by a reliever	5.2, Michael O'Neal vs. South Carolina (4/20)

MISCELLANEOUS

AUBURN	
Biggest comeback win	2, 2x, vs. UAB (5/13) [trailing 2-0, won 6-5]
Biggest blown lead loss	5-0, at Kentucky (5/11) [lost 6-5, 10 inn.]
Largest margin of victory	11, vs. Coppin State (3/19) [13-2]
Largest margin of defeat	11, vs. Mississippi State (5/4) [1-12]
Longest game, Time	4:09, at Ole Miss (4/4)
Longest game, Time (9 inn)	3:30, vs. UAB (5/13)
Shortest game, Time (9 inn)	1:59 vs. Ark.-Pine Bluff (2/21)
Longest game, Innings	13, at Ole Miss (4/4)
Largest crowd, Home	4,360 vs. California (2/23)
Largest crowd, Road	11,742 at Arkansas (4/26)
Largest crowd, Neutral	6,141 vs. Alabama [at Montgomery, Ala.]

STARTS BY ORDER

LEADOFF

Jordan Ebert	21	10-11
Anfernee Grier	17	8-9
Damon Haecker	9	6-3
J.J. Shaffer	4	2-2
Daniel Robert	3	2-1
Dylan Smith	1	0-1
Sam Gillikin	1	0-1

2ND SPOT

Damon Haecker	22	9-13
Dan Glevenyak	14	8-6
Ryan Tella	11	5-6
Anfernee Grier	6	4-2
Jackson Burgreen	1	1-0
Jordan Ebert	1	1-0
Sam Gillikin	1	0-1

3RD SPOT

Damek Tomscha	31	16-15
Dan Glevenyak	6	4-2
Ryan Tella	7	3-4
Blake Austin	5	3-2
Jordan Ebert	5	1-4
Keegan Thompson	2	1-1

CLEANUP

Blake Austin	25	13-12
Ryan Tella	12	8-4
Damek Tomscha	10	3-7
Daniel Robert	6	3-3
Keegan Thompson	2	1-1
Damon Haecker	1	0-1

5TH SPOT

Blake Austin	13	8-5
Daniel Robert	10	4-6
Damek Tomscha	9	5-4
Ryan Tella	7	4-3
Keegan Thompson	6	4-2
Blake Logan	5	1-4
Jordan Ebert	2	1-1
Dan Glevenyak	2	0-2
Patrick Savage	1	0-1
Damon Haecker	1	0-1

6TH SPOT

Daniel Robert	14	9-5
Dan Glevenyak	9	6-3
Keegan Thompson	7	4-3
Ryan Tella	7	4-3
Jordan Ebert	5	1-4
Damek Tomscha	3	2-1
Anfernee Grier	3	1-2
Blake Logan	3	1-2
Connor Short	2	0-2
Blake Austin	2	0-2
Jackson Burgreen	1	0-1

7TH SPOT

Connor Short	8	4-4
Jordan Ebert	8	5-3
Keegan Thompson	6	4-2
Ryan Tella	6	1-5
Daniel Robert	5	4-1
Damon Haecker	5	4-1
Blake Austin	4	2-2
Blake Logan	3	1-2
Dan Glevenyak	3	1-2
Sam Gillikin	3	1-2
Anfernee Grier	2	2-0

8TH SPOT

Connor Short	9	5-4
Keegan Thompson	9	5-4
Jordan Ebert	6	4-2
Blake Logan	6	3-3
Damon Haecker	4	3-1
Anfernee Grier	4	1-3
Brett Binning	4	1-3
Jackson Burgreen	3	2-1
Dan Glevenyak	3	0-3
Blake Austin	2	1-1
Ryan Tella	2	1-1
J.J. Shaffer	1	1-0
Daniel Robert	1	1-0
Patrick Savage	1	0-1
Sam Gillikin	1	0-1

9TH SPOT

Damon Haecker	12	6-6
Sam Gillikin	9	5-4
Brett Binning	6	2-4
Connor Short	6	2-4
J.J. Shaffer	5	2-3
Anfernee Grier	5	2-3
Dan Glevenyak	5	3-2
Jordan Ebert	4	3-1
Ryan Tella	2	1-1
Jackson Burgreen	2	1-1



2015 SEC BASEBALL TOURNAMENT

The Southeastern Conference Baseball Tournament returns for an 18th consecutive year to the Hoover Metropolitan Stadium in the south-Birmingham city of Hoover, Ala., May 19-24.

The 2015 SEC Baseball Tournament will continue to feature 12 teams and will remain set to begin on Tuesday, May 19. Seeds 5-12 will meet in a single elimination format on the opening day of the tournament, followed by traditional double-elimination play Wednesday-Friday. The tournament will return to single elimination play on Saturday. A total of 17 games will be played throughout the tournament.

The 12 teams are seeded 1-12 with the two divisional champions and top four seeds guaranteed opening-round byes, with the possibility of earning another later in the bracket. The tournament field will include the top teams from the SEC's Eastern and Western Divisions plus 10 at-large bids seeded 3-12 based on conference winning percentage.

In 2013, an epic championship game featured LSU defeat Vanderbilt 5-4 in 11 innings in front of over 10,500 fans and a national television audience on ESPN2 in a battle between the No. 1 and No. 2 teams in the nation.

The Hoover Met formerly served as home of the Double-A Birmingham Barons (Chicago White Sox) of the Southern League. The stadium also has served as host of the NCAA Men's Soccer Final Four, as well as home to the nationally renowned Hoover Buccaneer high school football program.

Located eight miles south of Birmingham, Regions Park seats 10,800 for baseball, but can accommodate over 16,000 when the patio, banquet and side grassy areas are used. The stadium also houses 12 suites and state-of-the-art dressing and training rooms. Wireless internet access was added in 2004, concourse and signage renovation was done in 2005 and a second-level pressbox expansion, new stadium seating and an exterior facelift in 2007 completed a \$6 million renovation project. A new HD video scoreboard was added in 2008, while the SEC introduced the nation to a 'pitch clock' in 2010. A new sound systems and concourse amenities such as refurbished restrooms big screen HDTVs at concessions stands were added in 2012.

The 2013 SEC Baseball Tournament drew 134,396 fans to The Hoover Met, a new record-high for the event. Nine times in the last 12 years the tournament has surpassed the six-digit mark in total attendance. Last season's tournament also saw the semifinals broadcast nationally for just the second time, airing on ESPNNEWS.

The SEC is currently scheduled to keep its baseball tournament in Hoover at The Hoover Met through 2016 under the current contract.

All games of the tournament have been televised in high definition since 2008. In 2015, for the first time in the history of the tournament, all games of the SEC Baseball Tournament will be nationally televised.



2015 Stadium Information

Hoover Metropolitan Stadium — Hoover, Ala.
Capacity: 10,800 (Grandstand)

Field Dimensions

Foul Lines: 340
Power Alleys: 385
Center: 405
Playing Surface: Natural Grass
Year Built: 1988/Renovated 06-07

2015 SEC TOURNAMENT

May 19-24, 2015

Hoover Metropolitan Stadium - Hoover, Ala.

TUESDAY, MAY 20

- Game 1 (7) Arkansas 4, (10) Texas A&M 0
- Game 2 (6) Vanderbilt 3, (11) Tennessee 2
- Game 3 (9) Kentucky 7, (8) Alabama 1
- Game 4 (5) Miss. State 5, (12) Georgia 4

WEDNESDAY, MAY 21

- Game 5 (3) LSU 11, (6) Vanderbilt 1
- Game 6 (7) Arkansas 2, (2) Ole Miss 1
- Game 7 (9) Kentucky 4, (1) Florida 2
- Game 8 (5) Miss. State 12, (4) South Carolina 0

THURSDAY, MAY 22

- Game 9 (2) Ole Miss 7, (6) Vanderbilt 2
- Game 10 (1) Florida 7, (4) South Carolina 2
- Game 11 (3) LSU 7, (7) Arkansas 2
- Game 12 (9) Kentucky 7, (5) Miss. State 6

FRIDAY, MAY 23

- Game 13 (7) Arkansas 8, (2) Ole Miss 7
- Game 14 (1) Florida 5, (5) Miss. State 1

SATURDAY, MAY 24

- Game 15 (3) LSU 11, (7) Arkansas 1
- Game 16 (1) Florida 6, (9) Kentucky 5

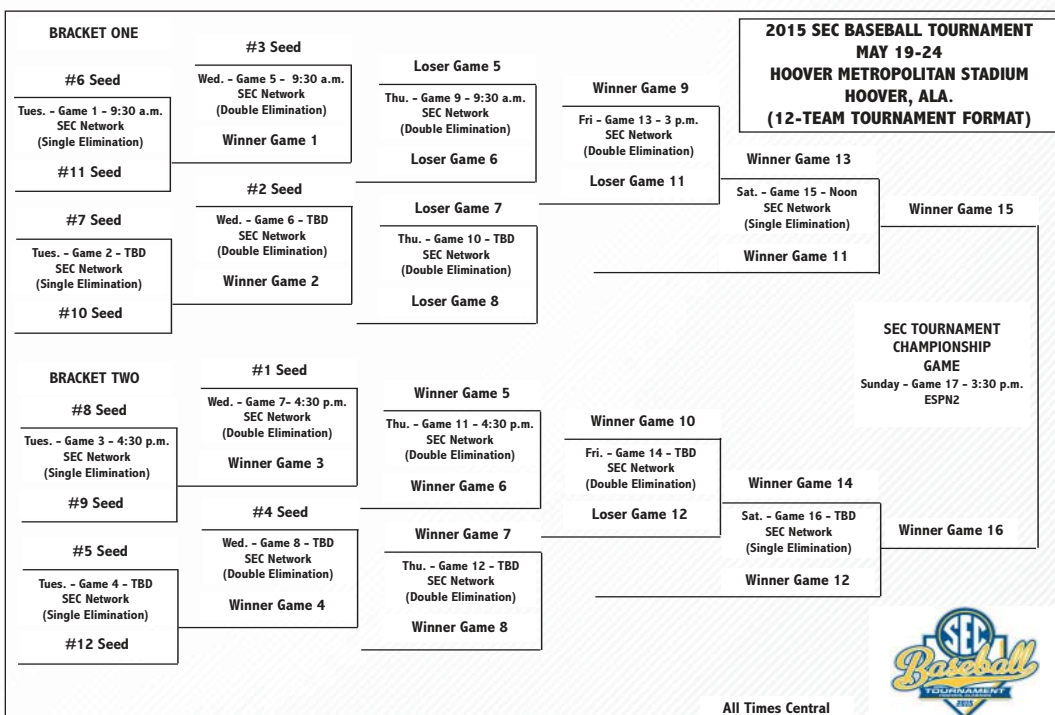
SUNDAY, MAY 25

- Game 17 (3) LSU 2, (1) Florida 0

ALL-TOURNAMENT TEAM

- P: Jared Poche, LSU; Aaron Nola, LSU; Karsten Whitson, Florida;
- C: Kade Scivicque, LSU; Gavin Collins, Mississippi State
- 1B: Tyler Moore, LSU
- 2B: Conner Hale, LSU
- 3B: Josh Tobias, Florida
- 3B: Austin Anderson, Ole Miss
- SS: Alex Bregman, LSU
- OF: Harrison Bader, Florida; Mark Laird, LSU; C.T. Bradford, Mississippi State
- DH: Sean McMullen, LSU

MVP: Tyler Moore, LSU





**INDIVIDUAL HITTING****GAMES PLAYED**

Season: 65, Shawn McNally (1994); Brandon Moore (1994); Jay Waggoner (1994)
 Career: 246, Jay Waggoner (1992-95)

AT BATS

Game: 9, Trey Gainous at Miss. State (3/22/87); Rock Wilson at Miss. State (3/22/87); Johnny Simmons at Florida (4/22/72); Wayne Hall at Florida (4/22/72)
 Season: 291, Jay Waggoner (1994)
 Career: 998, Jay Waggoner (1992-95)

RUNS

Game: 5, by several players, last by Casey McElroy vs. Troy (4/28/09)
 Season: 83, Gabe Gross (2000)
 Career: 232, Mailon Kent (1998-2001)

HITS

Game: 6, Tyler Johnstone vs. Elon (2/25/05); Josh Etheredge at S. Carolina (3/9/97); Andy Merchant at Florida (4/22/72)
 Season: 119, Jay Waggoner (1994)
 Career: 341, Jay Waggoner (1992-95)

RUNS BATTED IN

Game: 10, Bob Berry vs. Huntingdon (4/15/82)
 Season: 103, Todd Faulkner (2000)
 Career: 269, Josh Etheredge (1995-98)

SINGLES

Season: 88, Jay Waggoner (1994)
 Career: 266, Jay Waggoner (1992-95)

DOUBLES

Inning: 2, Jamie Kersh vs. Mercer (4/15/97, 2nd); Tim Hudson vs. Morehead St. (2/8/97, 5th); Jay Waggoner vs. Troy St. (3/2/94, 1st)
 Game: 4, Ken Dempsey vs. Georgia (1971)
 Season: 27, Todd Faulkner (2000)
 Career: 71, Todd Faulkner (1998-2001)

TRIPLES

Game: 2, Jay Gonzalez vs. Alabama State (2/28/12); Dominic Rich vs. UNCC (3/4/00-G. 2); Todd Faulkner vs. Tennessee (4/11/99); Todd O'Donnell at Alabama (4/20/91, G.2); Tony Haney vs. Jacksonville St. (4/10/85); Frank Fryer at Florida (4/2/65)
 Season: 10, Trey Gainous (1986)
 Career: 20, Rock Wilson (1984-87)

HOME RUNS

Game: 3, by several players, last by Tony Caldwell at Kentucky (4/9/11)
 Season: 23, Hunter Morris (2010)
 Career: 59, Josh Etheredge (1995-98)

EXTRA-BASE HITS

Season: 49, Todd Faulkner (2000)
 Career: 125, Todd Faulkner (1998-2001)

TOTAL BASES

Game: 14, Tony Caldwell at Kentucky (4/9/11); Bo Jackson at Georgia (4/2/85); Bob Berry vs. Huntingdon (4/3/82)
 Season: 202, Hunter Morris (2010)
 Career: 532, Todd Faulkner (1998-2001)

STOLEN BASES

Game: 3, by 11 players including five times by Mailon Kent [last: Jay Gonzalez vs. Alabama State (2/28/12)]
 Season: 40, Mailon Kent (1999)
 Career: 90, Mailon Kent (1998-01)

BASES ON BALLS

Game: 4, by several players, last by Caleb Bowen vs. Alabama State (2/29/12)
 Season: 73, Frank Thomas (1989)
 Career: 160, Jeff Leatherman (1988-91)

STRIKEOUTS

Game: 5, Kevin Patterons vs. Charleston Southern (3/17/09); Ross Smith vs. Troy (4/25/07); Russell Whittenburg vs. Arkansas (5/19/94)
 Season: 77, Kevin Chabot (1995)
 Career: 199, Josh Etheredge (1995-98)

HIT BY PITCH

Game: 4, Dan Glevenyak at Alabama (4/11/14)
 Season: 20, Robert Lewis (1994)
 Career: 29, Trent Mummey (2008-10)

SACRIFICES

Season: 21, Rob Macrory (1996)
 Career: 58, Rob Macrory (1994-97)

SACRIFICE FLIES

Season: 9, Casey Dunn (1998)

BATTING AVERAGE

Season: .433, Paul Foster (1985)
 Career: .385, Jimmy Barfield (1963-64)

SLUGGING PERCENTAGE

Season: .864, Bo Jackson (1985)
 Career: .722, Frank Thomas (1987-89)

ON-BASE PERCENTAGE (Since 1984)

Season: .568, Frank Thomas (1989)
 Career: .527, Frank Thomas (1987-89)

HOME RUN PERCENTAGE (at bats per HR)

Season: 7.75 (16 in 124 ABs), Kevin Patterson (2010)
 Career: 10.14 (28 in 284 ABs), Bo Jackson (1983, 85-86)

MULTI-HOME RUN GAMES (Since 1979)

Season: 5, Brian Fletcher (2010)
 Career: 9, Brian Fletcher (2008-10)

MULTI-HIT GAMES (Since 1979)

Season: 38, Jay Waggoner (1994)
 Career: 101, Jay Waggoner (1992-95)

MULTI-RBI GAMES (Since 1979)

Season: 29, Tim Hudson (1997)
 Career: 74, Josh Etheredge (1995-98)

HITTING STREAK

Season: 31 games, Casey Dunn (Feb. 22 [6.1]-Apr. 15, 1997)
 27 games, Justin Fradejas (Mar. 23-May 7, 2010)
 26 games, Scott Pratt (Mar. 21-May 5, 1998)
 25 games, Mailon Kent (Mar. 11-Apr. 29, 2000)
 23 games, Steve Renfro (1977)

INDIVIDUAL & TEAM RECORDS**INDIVIDUAL PITCHING****EARNED RUN AVERAGE**

Season: 0.99, Paul Susce (1954)
 Career: 1.69, Q.V. Lowe (1966-67)

GAMES PITCHED

Season: 44, John Madden (2005)
 Career: 108, Colter Bean (1997-2000)

GAMES STARTED

Season: 24, Ryan Halla (1995)
 Career: 77, John Powell (1990-94)

GAMES RELIEVED (Since 1975)

Season: 44, John Madden (2005)
 Career: 106, Colter Bean (1997-2000)

WINS

Season: 16, Ryan Halla (1995)
 Career: 43, John Powell (1990-94)

LOSSES

Season: 10, Mike Ferry (1990)
 Career: 20, John Powell (1990-94)

WINNING PERCENTAGE

Season: 1.000, Levale Speigner, 10-0 (2003); Jimmy Crysel, 9-0 (1964); Terry Leach, 9-0 (1974); Ed Ohman, 7-0 (1988); Lloyd Nix, 6-0 (1959); Phil Constan, 5-0 (1980); John Powell, 5-0 (1990)

Career (10 or more decisions):

.885, Q.V. Lowe, 23-3 (1966-67)

Career (20 or more decisions):

.885, Q.V. Lowe, 23-3 (1966-67)

SAVES

Season: 19, Finley Woodward (1995)
 Career: 29, Finley Woodward (1995-97)

COMPLETE GAMES

Season: 10, Joe Beckwith (1977); Q.V. Lowe (1967)
 Career: 20, Joe Beckwith (1974-77)

SHUTOUTS

Season: 3, Tommy Youngblood (1989); Joe Beckwith (1976)
 Career: 6, Joe Beckwith (1974-77)

INNINGS PITCHED

Game: 14.0, Quineth Red Roberts vs. Alabama (SEC Playoff)
 Season: 146.2, Ryan Halla (1995)
 Career: 477.0, John Powell (1990-94)

RUNS ALLOWED

Season: 73, Ward Yerby (1983)
 Career: 232, Mark Chapman (1984-87)

EARNED RUNS ALLOWED

Season: 61, Ward Yerby (1983)
 Career: 185, Mark Chapman (1984-87)

HITS ALLOWED

Season: 137, Kevin Humphreys (1994)
 Career: 406, John Powell (1990-94)





INDIVIDUAL & TEAM RECORDS

STRIKEOUTS

Game: 15, Chris Bootcheck vs. W. Virginia (3/6/99) [8.0 IP]; Tim Hudson vs. Winthrop (2/26/97) [7.0 IP]; John Powell at Ole Miss (4/29/94) [7.1 IP]; Mark Chapman vs. Clemson (3/21/86) [9.0 IP]
 Season: 191, John Powell (1993)
 Career: 602, John Powell (1990-94)

BASES ON BALLS

Season: 77, Quineth Roberts (1958)

WILD PITCHES

Season: 15, Jason Johnson (1993)
 Career: 29, Jon Hebel (1990-93); Scott Tillery (1983-86)

HIT BATSMEN

Season: 13, Eric Brandon (2002)

STRIKEOUTS PER NINE INNINGS

Season: 14.13 (113 in 72 IP), Gregg Olson (1988)
 Career: 11.89 (255 in 193.0 IP), Tim Hudson (1996-97)
 11.36 (602 in 477.0 IP), John Powell (1990-94)

HITS PER NINE INNINGS

Season: 5.40 (51 in 85 IP), Q.V. Lowe (1966)
 Career: 5.87 (139 in 213 IP), Q.V. Lowe (1966-67)

TEAM HITTING

AT BATS

Game: 66 at Florida (4/22/72) [20 inn.]
 Season: 2,428 in 1997

RUNS

Inning: 16 vs. Troy St. (3/2/94) [1st]
 Game: 32 vs. Troy State (3/2/94)
 Season: 613 in 1997

HITS

Game: 27 vs. Troy State (3/2/94)
 Season: 828 in 1997

RUNS BATTED IN

Game: 30 vs. Troy State (3/2/94)
 Season: 577 in 1997

SINGLES

Season: 560 in 1997

DOUBLES

Season: 165 in 1997, 1998

TRIPLES

Season: 26 in 1986

HOME RUNS

Season: 131 in 2010

EXTRA-BASE HITS

Season: 293 in 2010

TOTAL BASES

Season: 1,385 in 2010

STOLEN BASES

Season: 116 in 1974

BASE ON BALLS

Season: 349 in 1989

STRIKEOUTS

Game: 18 vs. South Carolina (3/17/06)
 Season: 484 in 2009

HIT BY PITCH

Season: 73 in 2010

BATTING AVERAGE

Season: .348 in 2010

SLUGGING PERCENTAGE

Season: .591 in 2010

ON-BASE PERCENTAGE

Season: .428 in 1998

TEAM PITCHING

EARNED RUN AVERAGE

Season: 2.09 in 1967

SAVES

Season: 23 in 1995

COMPLETE GAMES

Season: 21 in 1967

SHUTOUTS

Season: 9 in 1988

INNINGS PITCHED

Game: 20.0 at Florida (4/22/72)
 Season: 591.2 in 1997

STRIKEOUTS

Game: 25 vs. Arkansas (5/19/94)
 Season: 629 in 1997

MISCELLANEOUS RECORDS

Games: 67 in 1997
 Wins: 50 in 1997, 1995
 Losses: 34 in 2006, 1983
 Winning Percentage: .794 in 1995 (50-13)
 Consecutive Wins: 17 in 1997
 Consecutive Losses: 10 in 2006
 SEC Wins: 20 in 2010
 SEC Losses: 21 in 2006
 SEC Winning Percentage: .882 in 1967 (15-2)
 Consecutive SEC Wins: 10 in 1987, 1967
 Consecutive SEC Losses: 10 in 2006
 Consecutive Winning Seasons: 23, 1956-77
 Consec. home games without being shutout: 190, 4/18/98-3/9/04
 Consec. non-conference home wins: 41, 2/7/97-4/22/98
 Consecutive one-run victories: 7, 1984
 Consecutive one-run games: 6 (5-1), May 3-12, 2002
 Most one-run wins, season: 12, 1967, 1981
 Most one-run losses, season: 14, 2005
 Most one-run games, season: 21, 1991, 2005



SINGLE SEASON TOP 10 - HITTING

GAMES PLAYED		G
1. Heath Kelly (1997)	67	
Jamie Kersh (1997)	67	
3. Casey Dunn (1999)	65	
Todd Faulkner (1999)	65	
Mailon Kent (1999)	65	
Dominic Rich (1999)	65	
Chad Wandall (1999)	65	
Tim Hudson (1997)	65	
Rob Macrory (1997)	65	
Chad Wandall (1997)	65	
Shawn McNally (1994)	65	
Brandon Moore (1994)	65	
Jay Waggoner (1994)	65	

AT BATS		AB
1. Jay Waggoner (1994)	291	
2. Casey Dunn (1998)	275	
3. Tim Hudson (1997)	273	
4. Hunter Morris (2010)	272	
Javon Moran (2003)	272	
6. Casey Dunn (1999)	269	
Mailon Kent (1999)	269	
Rob Macrory (1997)	269	
Brandon Moore (1994)	269	
10. Jay Waggoner (1995)	268	

RUNS		R
1. Gabe Gross (2000)	83	
2. Scott Pratt (1998)	82	
3. Adam Sullivan (1997)	81	
4. Mailon Kent (2000)	80	
5. Mailon Kent (1999)	79	
Josh Etheredge (1997)	79	
7. Rob Macrory (1997)	77	
8. Dominic Rich (2000)	72	
9. Josh Etheredge (1998)	71	
Tim Hudson (1997)	71	
Rock Wilson (1987)	71	

HITS		H
1. Jay Waggoner (1994)	119	
2. Tim Hudson (1997)	108	
3. Hunter Morris (2010)	105	
Todd Faulkner (2000)	105	
Scott Pratt (1998)	105	
6. Adam Sullivan (1997)	103	
7. Gabe Gross (2000)	102	
Casey Dunn (1999)	102	
Mailon Kent (1999)	102	
10. Rob Macrory (1997)	99	

RUNS BATTED IN		RBI
1. Todd Faulkner (2000)	103	
2. Tim Hudson (1997)	95	
3. Josh Etheredge (1998)	90	
4. Gabe Gross (2000)	86	
Casey Dunn (1999)	86	
6. Frank Thomas (1989)	83	
7. Josh Etheredge (1997)	82	
8. Josh Etheredge (1996)	78	
9. Hunter Morris (2010)	76	
10. Paul Foster (1985)	74	

SINGLES		1B
1. Jay Waggoner (1994)	88	
2. Javon Moran (2002)	81	
Mailon Kent (1999)	81	
4. Adam Sullivan (1997)	80	
5. Brandon Moore (1994)	71	
Clark Preble (1989)	71	
7. Tyler Johnstone (2005)	70	
8. Tim Hudson (1997)	69	
Rob Macrory (1997)	69	
10. Jay Waggoner (1993)	68	

DOUBLES		2B
1. Todd Faulkner (2000)	27	
2. Gabe Gross (2000)	26	
3. Karl Amonite (2005)	25	
Tug Hulett (2003)	25	
Tony Haney (1986)	25	
6. Rob Macrory (1997)	24	
Kevin Chabot (1995)	24	
8. Gabe Gross (1999)	23	
Jamie Kersh (1999)	23	
Jay Waggoner (1995)	23	
Jay Waggoner (1994)	23	
Chad Wandall (1998)	23	

TRIPLES		3B
1. Trey Gainous (1986)	10	
2. Javon Moran (2003)	7	
Dominic Rich (2000)	7	
Adam Sullivan (1996)	7	
Jim Pyburn (1954)	7	
Rock Wilson (1984)	7	
Rock Wilson (1987)	7	
8. Clete Thomas (2005)	6	
Clete Thomas (2004)	6	
Jimmy Barfield (1964)	6	
Frank Fryer (1965)	6	
Bo Jackson (1985)	6	
Scott Pratt (1998)	6	

HOME RUNS		HR
1. Hunter Morris (2010)	23	
2. Brian Fletcher (2010)	22	
Todd Faulkner (2000)	22	
4. Josh Etheredge (1998)	21	
Frank Thomas (1987)	21	
6. Josh Etheredge (1997)	20	
Todd Faulkner (1998)	20	
8. Joseph Sanders (2009)	19	
Frank Thomas (1989)	19	
10. Tim Hudson (1997)	18	
Tim Lemons (1985)	18	

EXTRA BASE HITS		EBH
1. Todd Faulkner (2000)	49	
2. Hunter Morris (2010)	46	
3. Doug Gilcrease (1982)	41	
Frank Thomas (1989)	41	
Josh Etheredge (1998)	41	
6. Brian Fletcher (2010)	40	
Gabe Gross (2000)	40	
8. Tim Hudson (1997)	39	
9. Josh Etheredge (1997)	38	
Scott Pratt (1998)	38	

TOTAL BASES		TB
1. Hunter Morris (2010)	202	
2. Todd Faulkner (2000)	198	
3. Tim Hudson (1997)	183	
4. Brian Fletcher (2010)	175	
5. Casey Dunn (1999)	171	
Scott Pratt (1998)	171	
7. Gabe Gross (2000)	169	
8. Josh Etheredge (1998)	168	
9. Frank Thomas (1989)	165	
10. Jay Waggoner (1994)	161	

MULTI-HIT GAMES		G
1. Jay Waggoner (1994)	38	
2. Tim Hudson (1997)	35	
Brandon Moore (1994)	35	
4. Scott Pratt (1998)	33	
Rob Macrory (1997)	33	
Gabe Gross (2000)	33	
7. Tug Hulett (2003)	32	
Todd Faulkner (2000)	32	
Adam Sullivan (1997)	32	
10. Mailon Kent (1999)	31	
Javon Moran (2002)	31	

MULTI-RBI GAMES		G
1. Tim Hudson (1997)	29	
2. Todd Faulkner (2000)	27	
3. Josh Etheredge (1998)	26	
4. Gabe Gross (2000)	25	
5. Brian Fletcher (2010)	23	
Casey Dunn (1999)	23	
Josh Chabot (1997)	23	
8. Josh Etheredge (1996)	21	
Frank Thomas (1989)	21	
10. Gabe Gross (1999)	20	
Casey Dunn (1998)	20	

STOLEN BASES		SB
1. Mailon Kent (1999)	40	
2. Scott Pratt (1998)	33	
3. Jay Gonzalez (2012)	30	
4. Bruce Edwards (2007)	28	
Dom Fucci (1978)	28	
6. Mailon Kent (2000)	27	
7. Javon Moran (2003)	26	
Rob Macrory (1997)	26	
Curt Cope (1974)	26	
Rock Wilson (1987)	26	

BASES ON BALLS		BB
1. Frank Thomas (1989)	73	
2. Gabe Gross (2000)	59	
3. Gabe Gross (2001)	57	
Mark Bellhorn (1995)	57	
5. Dominic Rich (1999)	55	
Dominic Rich (1998)	55	
7. Kevin Chabot (1995)	51	
Scott Pratt (1998)	51	
9. Josh Etheredge (1997)	47	
Jeff Leatherman (1991)	47	

STRIKEOUTS		K
1. Kevin Chabot (1995)	77	
2. Brian Fletcher (2009)	76	
3. Brian Fletcher (2010)	67	
4. Josh Bell (2004)	65	
5. Josh Etheredge (1998)	62	
6. Clete Thomas (2005)	61	
Kevin Chabot (1994)	61	
8. Scott Schade (2003)	60	
9. Kevin Patterson (2009)	58	
Frank Sanders (1994)	58	

HIT BY PITCH		HBP
1. Robert Lewis (1994)	20	
2. Jeff Powell (1989)	19	
3. Trent Mummey (2009)	17	
4. Robert Brooks (2007)	16	
5. Damek Tomscha (2014)	15	
6. Brett Burnham (2001)	14	
7. Damon Hoecker (2014)	13	
Garrett Cooper (2012)	13	
Brett Burnham (2000)	13	
10. Hunter Morris (2010)	12	
Andy Bennett (2006)	12	
John Tyler (1999)	12	

BATTING AVERAGE		BA
1. Paul Foster (1985)	.433	
2. Jim Pyburn (1954)	.432	
3. Gabe Gross (2000)	.430	
4. Todd Faulkner (2000)	.423	
5. Alan Koch (1959)	.419	
6. Joey Martin (1971)	.417	
7. Larry Nichols (1962)	.412	
8. Jay Waggoner (1994)	.409	
9. Scott Pratt (1998)	.407	
10. Andy Merchant (1969)	.403	

SLUGGING PCT		PCT
1. Bo Jackson (1985)	.837	
2. Frank Thomas (1989)	.801	
3. Todd Faulkner (2000)	.798	
4. Trent Mummey (2010)	.797	
5. Jim Pyburn (1954)	.784	
6. Kevin Patterson (2010)	.782	
Doug Gilcrease (1982)	.782	
8. Hunter Morris (2010)	.743	
9. Paul Foster (1985)	.741	
10. Joseph Sanders (2009)	.737	

ON BASE AVERAGE		OBA
1. Frank Thomas (1989)	.568	
2. Gabe Gross (2000)	.536	
3. Frank Thomas (1988)	.509	
4. Scott Pratt (1998)	.503	
5. Todd Faulkner (2000)	.502	
6. Bo Jackson (1985)	.500	
7. Tim Edge (1990)	.498	
8. Adam Sullivan (1997)	.482	
9. Jeff Leatherman (1991)	.476	
10. Paul Foster (1985)	.473	



CAREER TOP 10 - HITTING

AT BATS	AB
1. Jay Waggoner (1992-95).....	998
2. Brandon Moore (1991-94).....	917
3. Casey Dunn (1996-99).....	905
4. Chad Wandall (1996-99).....	901
5. Mailon Kent (1998-01).....	879
6. Todd Faulkner (1998-01).....	868
7. Jamie Kersh (1996-99).....	838
8. Rock Wilson (1984-87).....	801
9. Javon Moran (2001-03).....	793
10. Dominic Rich (1998-00).....	780

GAMES PLAYED	GP
1. Jay Waggoner (1992-95).....	246
2. Chad Wandall (1996-99).....	245
3. Brandon Moore (1991-94).....	242
4. Mailon Kent (1998-01).....	232
5. Casey Dunn (1996-99).....	231
6. Mike Killmett (1991-94).....	230
7. Jamie Kersh (1996-99).....	228
8. Jeff Leatherman (1988-91).....	227
9. Josh Etheredge (1995-98).....	222
10. Andrew Albrecht (1988-91).....	221

RUNS	R
1. Mailon Kent (1998-01).....	232
2. Jay Waggoner (1992-95).....	208
3. Dominic Rich (1998-00).....	207
Josh Etheredge (1995-98).....	207
5. Rock Wilson (1984-87).....	201
6. Todd Faulkner (1998-01).....	197
Casey Dunn (1996-99).....	197
8. Chad Wandall (1996-99).....	194
Rob Macrory (1994-97).....	194
10. Gabe Gross (1999-01).....	184

HITS	H
1. Jay Waggoner (1992-95).....	341
2. Mailon Kent (1998-01).....	309
3. Casey Dunn (1996-99).....	307
4. Brandon Moore (1991-94).....	304
5. Todd Faulkner (1998-01).....	303
6. Chad Wandall (1996-99).....	280
7. Javon Moran (2001-03).....	267
8. Jamie Kersh (1996-99).....	261
9. Gabe Gross (1999-01).....	259
10. Rock Wilson (1984-87).....	258

RUNS BATTED IN	RBI
1. Josh Etheredge (1995-98).....	269
2. Todd Faulkner (1998-01).....	255
3. Casey Dunn (1996-99).....	232
4. Gabe Gross (1999-01).....	218
5. Frank Thomas (1987-89).....	205
6. Jamie Kersh (1996-99).....	197
7. Paul Foster (1983-86).....	173
8. Brian Fletcher (2008-10).....	171
Kevin Chabot (1993-95).....	171
10. Mailon Kent (1998-01).....	170
Chad Wandall (1996-99).....	170

SINGLES	1B
1. Jay Waggoner (1992-95).....	266
2. Brandon Moore (1990-94).....	245
3. Mailon Kent (1998-01).....	232
4. Casey Dunn (1996-99).....	212
5. Javon Moran (2001-03).....	203
6. Chad Wandall (1996-99).....	193
7. Jeff Leatherman (1988-91).....	192
8. Rob Macrory (1994-97).....	190
Rock Wilson (1984-87).....	190
10. Justin Hargett (2008-11).....	189

DOUBLES	2B
1. Todd Faulkner (1998-01).....	71
2. Gabe Gross (1999-00).....	68
3. Chad Wandall (1996-99).....	61
4. Casey Dunn (1996-99).....	60
Tony Haney (1985-88).....	60
6. Bobby Huddleston (2000-03).....	56
Mailon Kent (1998-01).....	56
8. Jamie Kersh (1996-99).....	55
Josh Etheredge (1995-98).....	55
Jay Waggoner (1992-95).....	55

TRIPLES	3B
1. Rock Wilson (1984-87).....	20
2. Clete Thomas (2003-05).....	16
3. Trey Gainous (1985-87).....	15
4. Javon Moran (2001-03).....	13
Andrew Albrecht (1988-91).....	13
6. Dominic Rich (1998-00).....	12
7. Jay Waggoner (1992-95).....	12
Mark Hatchett (1972-75).....	10
9. Adam Sullivan (1996-97).....	9
Jimmy Barfield (1963-64).....	9
Chris Christopher (1991-93).....	9
Jim Pyburn (1953-55).....	9
Johnny Tutt (1980-81).....	9

HOME RUNS	HR
1. Josh Etheredge (1995-98).....	59
2. Todd Faulkner (1998-01).....	50
3. Brian Fletcher (2008-10).....	49
Frank Thomas (1987-89).....	49
5. Hunter Morris (2008-10).....	46
6. Trent Mummey (2008-10).....	36
7. Kevin Chabot (1993-95).....	36
8. Kevin Patterson (2008-11).....	35
Mike Bianucci (2006-08).....	35
Gabe Gross (1999-01).....	35
Paul Foster (1983-86).....	35

EXTRA-BASE HITS	EBH
1. Todd Faulkner (1998-01).....	125
2. Josh Etheredge (1995-98).....	119
3. Gabe Gross (1999-01).....	108
4. Frank Thomas (1987-89).....	104
5. Brian Fletcher (2008-10).....	98
6. Casey Dunn (1996-99).....	95
7. Hunter Morris (2008-10).....	93
8. Jamie Kersh (1996-99).....	92
9. Chad Wandall (1996-99).....	87
10. Kevin Chabot (1993-96).....	85

TOTAL BASES	TB
1. Todd Faulkner (1998-01).....	532
2. Josh Etheredge (1995-98).....	490
3. Casey Dunn (1996-99).....	470
4. Jay Waggoner (1992-95).....	446
5. Gabe Gross (1999-01).....	442
6. Frank Thomas (1987-89).....	434
7. Hunter Morris (2008-10).....	426
8. Mailon Kent (1998-01).....	421
9. Jamie Kersh (1996-99).....	420
10. Chad Wandall (1996-99).....	414

MULTI-HR GAMES	G
1. Brian Fletcher (2008-10).....	9
2. Josh Etheredge (1995-98).....	8
Frank Thomas (1987-89).....	8
4. Hunter Morris (2008-10).....	5
5. Trent Mummey (2008-10).....	4
Josh Bell (2003-05).....	4
Tim Lemons (1984-85).....	4
Bob Berry (1981-83).....	4
9. Eight tied at.....	3

MULTI-HIT GAMES	G
1. Jay Waggoner (1992-95).....	101
2. Mailon Kent (1998-01).....	93
3. Todd Faulkner (1998-01).....	92
4. Brandon Moore (1991-94).....	89
5. Casey Dunn (1996-99).....	87
6. Rob Macrory (1994-97).....	86
7. Javon Moran (2001-03).....	85
8. Gabe Gross (1999-01).....	80
9. Chad Wandall (1996-99).....	80
10. Dominic Rich (1998-00).....	77

MULTI-RBI GAMES	G
1. Josh Etheredge (1995-98).....	74
2. Todd Faulkner (1998-01).....	68
3. Casey Dunn (1996-99).....	66
4. Gabe Gross (1999-01).....	63
5. Jamie Kersh (1996-99).....	51
6. Frank Thomas (1987-89).....	49
7. Kevin Chabot (1993-95).....	47
8. Brian Fletcher (2008-10).....	46
9. Five tied at.....	42

STOLEN BASES	SB
1. Mailon Kent (1998-01).....	90
2. Curt Cope (1973-76).....	79
3. Dom Fucci (1976-79).....	69
4. Javon Moran (2001-03).....	68
5. Clete Thomas (2003-05).....	58
6. Bruce Edwards (2004-07).....	57
7. Rob Macrory (1994-97).....	55
8. Mickey Miller (1973-76).....	52
9. Dominic Rich (1998-00).....	47
10. Ryan Tella (2012-14).....	44
Trey Gainous (1985-87).....	44

BASE ON BALLS	BB
1. Jeff Leatherman (1988-91).....	160
2. Frank Thomas (1987-89).....	153
3. Gabe Gross (1999-01).....	145
4. Kevin Chabot (1993-95).....	142
5. Dominic Rich (1998-00).....	141
6. Rock Wilson (1984-87).....	134
Josh Etheredge (1995-98).....	134
8. Jay Waggoner (1992-95).....	127
9. Mark Bellhorn (1993-95).....	121
10. Rob Macrory (1994-97).....	118

STRIKEOUTS	K
1. Kevin Chabot (1993-96).....	206
2. Brian Fletcher (2008-10).....	196
3. Josh Etheredge (1995-98).....	199
4. Kevin Patterson (2008-11).....	192
5. Jamie Kersh (1996-99).....	181
6. Chad Wandall (1996-99).....	165
7. Scott Schade (2001-03).....	158
8. Josh Bell (2003-05).....	154
9. Justin Hargett (2008-11).....	151
10. Kevin Henry (84-85, '87-88).....	150

HIT BY PITCH	HBP
1. Trent Mummey (2008-10).....	29
2. Tony Caldwell (2008-11).....	27
Brett Burnham (2000-01).....	27
Josh Etheredge (1995-97).....	27
5. Brian Fletcher (2008-10).....	26
Jeff Powell (1989-90).....	26
7. Dan Glavenyak (2012-14).....	24
Jonathan Schuerholz (2000-02).....	24
Rob Macrory (1994-97).....	24
10. Garrett Cooper (2011-13).....	23

BATTING AVERAGE	BA
1. Jimmy Barfield (1963-64).....	.385
2. Frank Thomas (1987-89).....	.382
3. Gabe Gross (1999-01).....	.376
4. Andy Merchant (1969-72).....	.363
5. Jim Pyburn (1953-55).....	.360
6. Frank Fryer (1964-66).....	.353
7. Mailon Kent (1998-00).....	.352
Paul Foster (1983-86).....	.352
9. Doug Dickey (1953-55).....	.350
10. Todd Faulkner (1998-00).....	.349

SLUGGING PCT.	PCT
1. Frank Thomas (1987-89).....	.722
2. Bo Jackson (1983, '85-86).....	.715
3. Brian Fletcher (2008-10).....	.649
4. Gabe Gross (1999-01).....	.641
5. Hunter Morris (2008-10).....	.628
6. Jimmy Barfield (1963-64).....	.626
7. Josh Etheredge (1995-98).....	.635
8. Karl Amonite (2003-05).....	.616
9. Mike Bianucci (2006-08).....	.613
Todd Faulkner (1998-01).....	.613



SINGLE-SEASON TOP 10 - PITCHING

GAMES PITCHED	G
1. John Madden (2005)	44
2. Gregg Olson (1987)	42
3. Gregg Olson (1988)	36
4. Jared Shore (2005)	35
5. Colter Bean (1999)	34
6. Steven Register (2003)	33
Brandon Mayfield (2000)	33
Finley Woodward (1995)	33
Ryan Halla (1994)	33
10. Michael Nix (2005)	32
Cory Dueitt (2003)	32

EARNED RUN AVERAGE	ERA
1. Paul Susce (1954)	0.99
2. George Simmons (1968)	1.26
3. Gregg Olson (1987)	1.26
4. Terry Leach (1974)	1.31
5. Beal Lazenby (1969)	1.43
6. Jimmy Crysel (1964)	1.46
7. Tom McClendon (1953)	1.48
8. Herbie Pearce (1954)	1.49
9. Quineth Roberts (1958)	1.56
10. Jim Blouser (1967)	1.56

GAMES STARTED (since 1975)	GS
1. Ryan Halla (1995)	24
2. John Powell (1993)	23
3. Brent Schoening (1999)	21
Chris Bootcheck (1999)	21
Kevin Humphreys (1994)	21
Mark Chapman (1987)	21
7. Chris Bootcheck (2000)	19
Bryan Hebson (1997)	19
9. Seven tied at	18

GAMES RELIEVED (since 1975)	GR
1. John Madden (2005)	44
2. Gregg Olson (1987)	42
3. Gregg Olson (1988)	35
4. Colter Bean (1999)	34
5. Steven Register (2003)	33
Brandon Mayfield (2000)	33
Finley Woodward (1995)	33
8. Michael Nix (2005)	32
9. Bryan Woodall (2008)	31
10. Jared Shore (2005)	30
Mike Ferry (1989)	30

WINS	
1. Ryan Halla (1995)	16
2. Tim Hudson (1997)	15
Q. V. Lowe (1967)	15
John Powell (1993)	15
5. Tommy Youngblood (1989)	14
6. Brent Schoening (1999)	13
Hayden Gliemmo (1999)	13
Hayden Gliemmo (1998)	13
Kevin Humphreys (1994)	13
10. Chris Morrison (1995)	12

LOSSES	L
1. Mike Ferry (1990)	10
2. Evan Crawford (2006)	8
Jon Hebel (1992)	8
Ward Yerby (1983)	8
5. Derek Varnadore (2012)	7
Chris Dennis (2006)	7
Hayden Gliemmo (1999)	7
John Powell (1992)	7
Phil Deriso (1981)	7
Phil Deriso (1980)	7
Jack Van Yperen (1972)	7

WINNING PERCENTAGE	PCT	(W-L)
1. Levale Speigner (2003)	1.000	(10-0)
Jimmy Crysel (1964)	1.000	(9-0)
Terry Leach (1974)	1.000	(9-0)
Steven Register (2004)	1.000	(7-0)
Ed Ohman (1988)	1.000	(7-0)
Lloyd Nix (1959)	1.000	(6-0)
Steven Register (2002)	1.000	(5-0)
Phil Constan (1980)	1.000	(5-0)
John Powell (1990)	1.000	(5-0)
10. Q. V. Lowe (1967)	.938	(15-1)
11. Brent Schoening (1999)	.928	(13-1)
12. Gregg Olson (1987)	.917	(11-1)
13. Paul Burnside (2007)	.875	(7-1)
Hayden Gliemmo (2001)	.875	(7-1)
Bryan Hebson (1995)	.875	(7-1)
Quineth Roberts (1958)	.875	(7-1)
Paul Susce (1954)	.875	(7-1)

SAVES	SV
1. Finley Woodward (1995)	19
2. Steven Register (2003)	16
3. Michael Nix (2005)	13
4. Austin Hubbard (2009)	12
5. Bryan Woodall (2008)	11
6. Terrance Dedrick (2013)	10
Austin Hubbard (2010)	10
Gregg Olson (1988)	10
Gregg Olson (1987)	10
10. Steven Register (2004)	8
Colter Bean (1999)	8
Finley Woodward (1997)	8
Mike Ferry (1989)	8

COMPLETE GAMES	CG
1. Joe Beckwith (1977)	10
Q. V. Lowe (1967)	10
3. Bill Letchworth (1951)	9
4. John Powell (1993)	7
John Powell (1992)	7
Ward Yerby (1983)	7
Jim Blouser (1967)	7
8. Mark Chapman (1987)	6
Mark Chapman (1986)	6
Robert Hudson (1977)	6
Robert Hudson (1976)	6
Terry Leach (1976)	6
Davis May (1975)	6

INNINGS PITCHED	IP
1. Ryan Halla (1995)	146.2
2. Kevin Humphreys (1994)	142.2
3. John Powell (1993)	141.0
4. Brent Schoening (1999)	138.1
5. Q.V. Lowe (1967)	128.0
6. Chris Bootcheck (1999)	127.2
7. Hayden Gliemmo (1999)	123.1
8. Chris Bootcheck (2000)	122.0
9. Scott Renner (1989)	120.0
10. Tim Hudson (1997)	118.1
Hayden Gliemmo (1998)	118.1

STRIKEOUTS	K
1. John Powell (1993)	191
2. Tim Hudson (1997)	165
3. Brent Schoening (1999)	151
4. Ryan Halla (1995)	148
5. John Powell (1994)	130
6. Chris Bootcheck (1999)	125
7. Q.V. Lowe (1967)	123
8. Bryan Hebson (1997)	121
John Powell (1991)	121
10. John Powell (1992)	120



CAREER TOP 10 - PITCHING/DEFENSE

GAMES PITCHED	GP
1. Colter Bean (1997-00)	108
2. Cory Dueitt (2001-04)	107
3. Gregg Olson (1986-88)	97
4. John Powell (1990-94)	96
5. Ryan Halla (1993-96)	89
6. Levale Speigner (2000-03)	87
Mark Fuller (1989-92)	87
8. Finley Woodward (1995-97)	85
9. Mark Shifflett (1978-81)	84
10. Mike Ferry (1988-90)	77

EARNED RUN AVERAGE	FRA
1. Q.V. Lowe (1966-67)	1.69
2. Joe Overton (1962-63)	1.77
3. Joe Beckwith (1974-77)	1.92
4. Tommy Smith (1967-68)	2.07
5. Monti Sharpe (1964-65)	2.25
6. Rick Eisenacher (1969-71)	2.46
7. Jim Blausler (1966-67)	2.52
8. Terry Leach (1973-76)	2.53
9. Robert Hudson (1975-77)	2.56
10. Johnny Thompson (2006-07)	2.90

GAMES STARTED (since 1975)	GS
1. John Powell (1990-94)	77
2. Hayden Gliemmo (1998-00)	63
Mark Chapman (1984-87)	63
4. Ryan Halla (1993-96)	58
5. Arnold Hughey (2002-05)	55
6. Brent Schoening (1997-99)	52
7. Levale Speigner (2000-03)	51
8. Colby Paxton (2001-04)	49
Chris Bootcheck (1998-00)	49
10. Bryan Hebson (1995-97)	44

GAMES RELIEVED (since 1975)	GR
1. Colter Bean (1997-00)	106
2. Cory Dueitt (2001-04)	89
3. Gregg Olson (1986-88)	82
4. John Madden (2004-05)	73
5. Finley Woodward (1995-96)	69
6. Bradley Hendrix (2008-11)	68
Steven Register (2002-04)	68
8. Mike Ferry (1989-90)	67
9. Jason LeBoeuf (1992-95)	64
10. Austin Hubbard (2007-10)	63
Chris Dennis (2003-07)	63

WINS	W
1. John Powell (1990-94)	43
2. Ryan Halla (1993-96)	39
3. Hayden Gliemmo (1998-00)	37
4. Joe Beckwith (1974-77)	31
5. Brent Schoening (1997-99)	29
6. Levale Speigner (2000-03)	28
7. Mark Shifflett (1978-81)	27
Mark Chapman (1984-87)	26
9. Chris Bootcheck (1998-00)	25
Bryan Hebson (1995-97)	25
Gregg Olson (1986-88)	25

LOSSES	L
1. John Powell (1990-94)	20
2. Phil Deriso (1978-81)	19
3. Arnold Hughey (2002-05)	17
Jack Van Yperen (1971-73)	17
Mark Shifflett (1978-81)	17
Mark Chapman (1984-87)	17
7. Jon Luke Jacobs (2009-12)	16
Ryan Halla (1993-96)	16
Jon Hebel (1990-93)	16
Bill Latham (1978-81)	16

WINNING PCT (10+ Dec.)	PCT	(W-L)
1. Q.V. Lowe (1966-67)	885	(23-3)
2. Chris Morrison (1994-95)	840	(21-4)
3. Steven Register (2002-04)	833	(15-3)
4. Joe Overton (1962-63)	824	(14-3)
5. Jerry Lewter (1963-65)	818	(9-2)
6. Tim Hudson (1996-97)	800	(20-5)
Jimmy Crysel (1963-65)	800	(12-3)
8. Kevin Humphreys (1994-95)	786	(22-6)
9. Gregg Olson (1986-88)	781	(25-7)
10. Hayden Gliemmo (1998-01)	775	(37-12)

WINNING PCT (20+ Dec.)	PCT	(W-L)
1. Q.V. Lowe (1966-67)	885	(23-3)
2. Chris Morrison (1994-95)	840	(21-4)
3. Tim Hudson (1996-97)	800	(20-5)
4. Kevin Humphreys (1994-95)	786	(22-6)
5. Gregg Olson (1986-88)	781	(25-7)
6. Hayden Gliemmo (1998-01)	775	(37-12)
6. Brent Schoening (1997-99)	763	(29-9)
7. Tommy Youngblood (1987-90)	739	(17-6)
9. Chris Bootcheck (1998-00)	714	(25-10)
10. Ryan Halla (1993-96)	709	(39-16)

SAVES	S
1. Finley Woodward (1995-96)	29
2. Steven Register (2002-04)	25
3. Austin Hubbard (2007-10)	22
4. Colter Bean (1997-00)	20
Gregg Olson (1986-88)	20
6. Terrance Dedrick (2013-14)	14
7. Michael Nix (2004-05)	13
Mike Ferry (1988-90)	13
9. Bryan Woodall (2006-08)	11
10. Scott Sullivan (1991-93)	10
Phil Deriso (1978-81)	10

COMPLETE GAMES	CG
1. Joe Beckwith (1974-77)	20
2. John Powell (1990-94)	18
3. Mark Chapman (1984-87)	17
4. Robert Hudson (1975-77)	14
5. Terry Leach (1973-76)	13
6. Q.V. Lowe (1966-67)	10
7. Ward Yerby (1982-83)	9
8. Phil Deriso (1978-81)	8
9. Stacy Jones (1986-88)	7
Bill Latham (1978-81)	7
Jim Blausler (1966-67)	7

INNINGS PITCHED	IP
1. John Powell (1990-94)	477.0
2. Ryan Halla (1993-96)	400.0
3. Levale Speigner (2000-03)	369.2
4. Hayden Gliemmo (1998-01)	359.0
5. Arnold Hughey (2002-05)	345.1
6. Mark Chapman (1984-87)	343.1
7. Joe Beckwith (1974-77)	338.0
8. Brent Schoening (1997-99)	325.0
9. Chris Bootcheck (1998-00)	304.1
10. Mark Fuller (1989-92)	288.2

STRIKEOUTS	K
1. John Powell (1990-94)	602
2. Ryan Halla (1993-96)	392
3. Brent Schoening (1997-99)	327
4. Hayden Gliemmo (1998-01)	290
5. Arnold Hughey (2002-05)	272
6. Gregg Olson (1986-88)	271
7. Chris Bootcheck (1998-00)	270
8. Tim Hudson (1996-97)	255
9. Bryan Hebson (1995-97)	251
10. Mark Chapman (1984-87)	245

CAUGHT STEALING BY	CS
1. Tony Caldwell (2008-11)	59
2. Casey Dunn (1996-99)	57
3. Blake Austin (2011-2014)	48
4. Josh Bell (2003-05)	39
5. Bobby Huddleston (2000-03)	35
6. Josh Donaldson (2005-07)	29
Trent Pratt (2001-02)	29
8. Ryan Jenkins (2006-10)	28
9. Kirby Clark (1995-96)	26
10. Blake Austin (2011-12)	20
Hayden Gliemmo (1998-01)	20



TEAM TOP 10

TEAM BATTING

GAMES	
1.	67 (1997)
2.	65 (1999)
	65 (1994)
4.	64 (2010)
5.	64 (1989)
	64 (1998)
7.	63 (2003)
	63 (1995)
	63 (1993)
10.	61 (2000)

AT BATS	
1.	2,428 (1997)
2.	2,344 (2010)
3.	2,327 (1994)
4.	2,324 (1998)
5.	2,323 (1999)
6.	2,244 (2003)
7.	2,174 (1995)
8.	2,169 (2000)
9.	2,158 (1993)
10.	2,132 (1989)

RUNS	
1.	613 (1997)
2.	595 (1998)
3.	584 (2010)
4.	558 (2000)
5.	546 (1999)
6.	503 (1994)
7.	480 (1995)
8.	464 (1989)
9.	426 (1993)
10.	412 (1987)

HITS	
1.	828 (1997)
2.	816 (2010)
3.	789 (1998)
4.	769 (1999)
5.	744 (1994)
6.	702 (2000)
7.	687 (2003)
8.	679 (1993)
9.	673 (1995)
10.	659 (1989)

RBI	
1.	577 (1997)
2.	549 (2010)
3.	541 (1998)
4.	507 (2000)
5.	495 (1999)
6.	444 (1994)
7.	435 (1995)
8.	414 (1989)
9.	385 (1993)
10.	381 (1991)

SINGLES	
1.	560 (1997)
2.	548 (1994)
3.	542 (1999)
4.	523 (2010)
5.	518 (1998)
6.	511 (1993)
7.	488 (1989)
8.	480 (2000)
9.	477 (2003)
10.	463 (2002)

DOUBLES	
1.	165 (1997)
	165 (1998)
3.	157 (1999)
4.	152 (1995)
5.	148 (2010)
6.	144 (2000)
7.	139 (2003)
8.	135 (2008)
9.	133 (1994)
10.	128 (2002)

TRIPLES	
1.	26 (1986)
2.	23 (1980)
3.	22 (1985)
4.	21 (2003)
	21 (1994)
6.	20 (1999)
7.	19 (2012)
	19 (1996)
	19 (1998)
10.	18 (1997)
	18 (1964)

HOME RUNS	
1.	131 (2010)
2.	103 (2009)
3.	87 (1998)
4.	85 (1997)
5.	72 (1985)
6.	63 (2000)
7.	61 (1983)
8.	60 (1984)
9.	58 (2008)
10.	57 (1978)
	57 (1982)

EXTRA-BASE HITS	
1.	293 (2010)
2.	271 (1998)
3.	268 (1997)
4.	227 (1999)
5.	222 (2000)
6.	219 (1995)
7.	218 (2009)
8.	210 (2003)
9.	208 (2008)
10.	196 (1994)

TOTAL BASES	
1.	1,385 (2010)
2.	1,284 (1997)
3.	1,253 (1998)
4.	1,116 (1999)
5.	1,065 (2000)
6.	1,045 (1994)
7.	1,018 (2003)
8.	1,009 (1995)
9.	983 (2009)
10.	938 (1993)

STOLEN BASES	
1.	116 (1974)
2.	113 (2012)
3.	105 (2007)
4.	101 (1971)
5.	97 (2000)
6.	90 (1978)
7.	84 (2001)
8.	83 (1999)
9.	80 (2014)

BASE ON BALLS	
1.	349 (1989)
2.	346 (1998)
3.	340 (2000)
4.	320 (1995)
5.	308 (1994)
6.	288 (2001)
7.	278 (1997)
8.	277 (1983)
9.	276 (1986)
10.	271 (1991)
	271 (1987)

STRIKEOUTS	
1.	484 (2009)
2.	465 (2010)
3.	416 (2005)
	416 (2004)
5.	409 (2003)
6.	408 (1998)
7.	399 (2011)
	399 (1995)
9.	394 (2007)
10.	386 (2008)

HIT BY PITCH	
1.	76 (2014)
2.	73 (2010)
3.	70 (1997)
4.	65 (2007)
	65 (2000)
6.	64 (1989)
7.	63 (2009)
8.	61 (2006)
9.	60 (2011)
	60 (2001)

BATTING AVG.	
1.	.348 (2010)
2.	.341 (1997)
3.	.340 (1998)
4.	.331 (1999)
5.	.325 (1964)
6.	.324 (2000)
7.	.323 (1985)
8.	.320 (1994)
9.	.316 (1982)
10.	.315 (1993)

SLUGGING PCT.	
1.	.591 (2010)
2.	.539 (1998)
3.	.529 (1997)
4.	.516 (2009)
5.	.514 (1985)
6.	.495 (1982)
7.	.491 (2000)
8.	.480 (1999)
9.	.476 (1978)
10.	.475 (2008)

ON-BASE PCT.	
1.	.428 (1998)
2.	.425 (2000)
3.	.423 (2010)
4.	.419 (1997)
5.	.417 (1999)
	.417 (1989)
7.	.410 (1994)
8.	.407 (1995)
9.	.399 (1988)
10.	.397 (1987)
	.397 (1985)

TEAM PITCHING

ERA	
1.	2.09 (1967)
2.	2.19 (1964)
3.	2.19 (1954)
4.	2.32 (1976)
5.	2.48 (1958)
6.	2.49 (1969)
7.	2.50 (1962)
8.	2.54 (1968)
9.	3.13 (1975)
10.	3.13 (1988)

WINS	
1.	50 (1997)
	50 (1995)
3.	46 (1999)
	46 (1998)
5.	44 (1994)
	44 (1989)
7.	43 (2010)
8.	42 (2003)
	42 (1987)
10.	41 (2000)

LOSSES	
1.	34 (2006)
	34 (1983)
3.	29 (2011)
4.	28 (2014)
	28 (2012)
	28 (2008)
6.	26 (2005)
	26 (2002)
	26 (1981)
9.	25 (2009)
	25 (2007)
	25 (1992)

SAVES	
1.	23 (1995)
2.	21 (2005)
	21 (2003)
4.	18 (2013)
	18 (1997)
6.	16 (2010)
7.	15 (2011)
8.	14 (2012)
	14 (2007)
	14 (1994)
	14 (1988)

WINNING PCT.	
1.	.794 (1995)
2.	.773 (1954)
3.	.762 (1967)
4.	.750 (1964)
5.	.746 (1997)
6.	.719 (1998)
7.	.712 (1976)
8.	.709 (1988)
9.	.708 (1999)
10.	.705 (1974)

SHUTOUTS	
1.	9 (1988)
2.	8 (1989)
	8 (1976)
4.	7 (1967)
5.	5 (2014)
	5 (1992)
	5 (1990)
	5 (1974)
9.	4 (2002)
	4 (2001)
	4 (1998)
	4 (1997)
	4 (1993)
	4 (1980)
	4 (1977)
	4 (1975)

INNINGS PITCHED	
1.	591.2 (1997)
2.	572.1 (2010)
3.	570.0 (1999)
	570.0 (1994)
5.	565.1 (1995)
6.	561.2 (1998)
7.	559.0 (2003)
8.	540.2 (1989)
9.	538.2 (1993)
10.	536.0 (2000)

STRIKEOUTS	
1.	629 (1997)
2.	558 (1993)
3.	554 (1999)
4.	512 (1994)
5.	489 (1996)
6.	484 (2010)
7.	481 (1991)
8.	472 (1998)
9.	453 (1992)
10.	448 (1995)

COMPLETE GAMES	
1.	21 (1967)
2.	19 (1977)
3.	18 (1976)
4.	16 (1975)
5.	13 (1985)
	13 (1981)
7.	11 (1992)
	11 (1989)
	11 (1983)
10.	9 (1993)
	9 (1986)



YEAR-BY-YEAR TEAM HITTING

Year	G	Avg.	Sig. Pct.	OB Pct.	AB	R	H	2B	3B	HR	RBI	SB	SBA	BB	SO	HBP	SAC	SF
1949	19	.277			590	74	134	20	8	4	52	22		12			12	
1950	25	.294			878	150	258	32	8	3	121	64		116			21	
1951	25	.295			916	212	270	40	12	16	163							
1952	26	.256			927	187	237	36	12	8	149	27		167	171			
1953	21	.234			697	114	163	21	9	10	88							
1954	22	.281			740	154	208	32	14	11	150							
1955	25	.288			890	172	256	42	7	9	153							
1956	23	.270			756	165	204	25	12	12	141	54						
1957	26	.294			889	176	261	29	13	10	154	24						
1958	27	.274			951	198	261	42	13	15	174	40						
1959	27	.271			929	155	252	38	8	4	130	44						
1960	23	.268			817	159	219	32	9	12	126	28						
1961	25	.289			863	190	249	37	13	22	176	14		151				
1962	22	.268			758	146	203	32	8	17	142	1		129				
1963	25	.268			822	156	220	36	16	8	130	55						
1964	28	.307			933	174	286	42	19	8	134	56						
1965	20	.280			656	129	184	33	17	10	104	35						
1966	23	.271			790	117	214	27	9	21	107	24						
1967	42	.289			1279	219	369	47	12	32	198	36		146				
1968	34	.291			1091	182	318	44	9	19	150	18						
1969	37	.278			1178	189	328	49	10	8	160	65						
1970																		
1971	39	.303			1225	242	371	67	8	32	223	101						
1972	35	.268			1128	185	302	44	14	18	159	58						
1973	39	.248			1221	185	303	45	15	9	166	78						
1974	44	.274			1332	252	365	58	15	14	201	116		241	186		17	20
1975	45	.261			1378	231	360	77	6	21	210	56		204	263		18	25
1976	52	.283			1506	286	426	66	8	28	251	75		236	246		40	16
1977	46	.284			1395	285	396	71	12	34	251	78		239	300		30	16
1978	54	.293			1707	372	501	109	16	57	298	90		238	324	25	29	24
1979	42	.275			1238	245	341	58	11	33	201	67		216	231	19	40	18
1980	51	.248			1542	237	382	60	23	20	189	69		231	327	23	58	20
1981	53	.273			1691	292	461	80	8	49	248	46		203	278	14	28	13
1982	48	.316			1569	348	496	93	8	57	307	29		222	222	18	23	18
1983	50	.262	.436		1597	315	418	81	7	61	268	33	54	277	314	21	30	
1984	51	.270	.439		1611	313	435	75	10	60	275	49	63	231	312	23	28	12
1985	52	.323	.514		1796	404	580	83	22	72	372	23	33	213	287	21	10	20
1986	55	.291	.431		1821	364	530	75	26	42	322	28	34	276	294	22	17	17
1987	59	.306	.469	.397	1931	412	590	123	15	54	365	59	74	271	304	31	16	15
1988	55	.308	.415	.399	1785	373	549	96	15	27	332	21	33	258	275	31	10	24
1989	64	.309	.433	.413	2132	464	659	116	16	39	414	32	42	349	275	64	24	24
1990	58	.291	.409	.382	1880	372	548	99	14	31	323	21	38	253	246	37	20	23
1991	59	.299	.444	.390	1985	411	593	110	11	52	381	25	41	271	274	39	24	20
1992	55	.281	.352	.370	1812	258	510	70	12	11	225	34	50	238	294	31	28	17
1993	63	.315	.435	.396	2158	426	679	116	13	39	385	59	83	255	348	34	37	18
1994	65	.320	.449	.410	2327	503	744	133	21	42	444	64	85	308	379	48	52	26
1995	63	.310	.464	.407	2174	480	673	152	17	50	435	48	76	320	399	38	55	27
1996	56	.287	.428	.373	1951	374	559	115	19	41	345	67	78	222	330	48	51	16
1997	67	.341	.529	.419	2428	613	828	165	18	85	577	67	82	278	382	70	49	30
1998	64	.340	.539	.428	2324	595	789	165	19	87	541	76	95	346	408	43	26	37
1999	65	.331	.480	.417	2323	546	769	157	20	50	495	83	93	324	368	48	45	40
2000	61	.324	.491	.425	2169	558	702	144	15	63	507	97	118	340	314	65	44	30
2001	58	.291	.417	.393	1981	406	576	118	14	35	365	84	102	288	320	60	43	25
2002	60	.302	.427	.373	2116	399	639	128	7	41	358	56	66	215	356	41	43	25
2003	63	.306	.454	.374	2244	399	687	138	21	50	374	50	67	212	409	43	34	21
2004	56	.279	.398	.358	1935	318	540	105	16	31	291	39	50	218	416	33	39	22
2005	60	.293	.434	.377	2069	356	607	118	17	46	326	76	96	243	416	49	19	25
2006	56	.276	.389	.351	1945	283	536	104	6	35	255	41	55	174	397	61	31	15
2007	56	.295	.411	.382	1978	395	583	104	6	38	350	105	127	234	394	65	37	29
2008	56	.301	.475	.383	1949	387	586	135	15	58	346	74	106	228	386	51	30	30
2009	56	.286	.516	.381	1906	391	546	102	13	103	371	40	55	239	484	63	32	20
2010	64	.348	.591	.423	2344	584	816	148	14	131	549	61	94	261	465	73	58	38
2011	58	.296	.421	.380	2013	335	596	120	7	39	311	44	71	228	399	60	45	24
2012	59	.304	.432	.386	2005	351	610	113	19	35	311	113	151	232	372	52	60	27
2013	56	.275	.385	.359	1848	272	508	101	5	31	246	33	55	214	353	40	35	23
2014	56	.270	.340	.360	1838	235	497	65	9	15	212	80	119	192	298	76	51	19



YEAR-BY-YEAR TEAM PITCHING

Year	G	W-L	Pct.	SV	CG	SHO	FRA	IP	H	R	ER	BB	SO	PO	A	F	Pct.	DP
1949	19	9-10	.473				5.48	166.0	156	144	101	79	103	482	177	69	.905	18
1950	25	12-13	.480					217.2	180	104		142	156	524	290	65	.926	---
1951	25	14-11	.560					225.0	204	156		145	170	---	---	---	---	---
1952	26	13-11	.542				4.14	235.0	193	162	108	158	139	698	264	59	.942	---
1953	21	9-12	.429				3.84	173.1	161	120	74	131	132	629	199	66	.926	---
1954	22	17-5	.773				2.19	189.0	148	86	46	94	122	538	212	43	.946	---
1955	25	9-16	.360					215.2	249	191		119	133	641	230	83	.913	---
1956	23	12-11	.522				4.06	170.2	191	123	77	111	118	560	239	53	.938	---
1957	26	16-10	.615				3.24	222.0	228	132	80	106	144	665	288	53	.947	---
1958	27	19-8	.704				2.48	290.0	219	118	80	115	214	---	---	---	---	40
1959	27	15-11	.577				3.21	230.0	232	123	82	108	173	---	---	80	---	22
1960	23	15-8	.652				5.31	207.0	209	148	122	128	158	1265	601	105	.947	37
1961	25	14-11	.560				4.21	220.0	235	150	103	120	129					
1962	22	15-7	.682				2.50	205.0	186		57	108	160					
1963	25	17-8	.680				3.46	213.0	158	98	82	103	189					
1964	28	21-7	.750				2.45	246.1	177	91	67	136	179					
1965	20	13-7	.650				4.66	152.2	140	89	79	91	121					
1966	23	14-9	.609				2.65	180.0	133	77	53	79	132					
1967	42	32-10	.762		21		2.09	374.0	271	145	87	168	312					
1968	34	22-12	.647				2.52	289.0	226	109	81	154	232					
1969	37	20-17	.541				2.49	318.0	270	128	88	155	265					
1970																		
1971	39	23-16	.590				4.65	325.1	323	212	168	161	257					
1972	35	18-17	.514				3.15	303.0	305	174	106	106	186					
1973	39	20-19	.513			3	3.71	329.2	288	184	136	178	188					
1974	44	31-13	.705			5	2.88	362.1	287	154	116	206	171					
1975	45	24-21	.533		16	4	3.13	371.1	306	186	129	174	240					
1976	52	37-15	.712		18	8	2.32	399.1	318	175	103	177	299					
1977	46	28-18	.609		19	4	3.94	367.2	360	227	161	184	262					
1978	54	33-21	.611		6	2	4.13	442.0	413	294	203	257	284					
1979	42	21-21	.500	8	8	2	3.84	339.2	284	195	145	207	257					
1980	51	27-24	.529	9	6		3.84	421.2	412	252	180	256	221					
1981	53	27-26	.509	11	13		4.95	438.0	501	289	241	210	257					
1982	48	27-20	.573	8	5		5.90	386.0	450	312	253	231	226	---	---	89	---	42
1983	50	16-34	.320	2	11	2	6.89	407.2	524	394	312	272	265	1193	456	101	.942	35
1984	51	27-24	.529	6	7	2	6.21	409.0	411	341	282	261	321	1226	517	99	.946	36
1985	52	30-22	.577	7	13	0	5.44	426.2	515	322	258	221	254	1259	522	97	.948	41
1986	55	31-24	.564	10	9	2	5.13	447.1	508	313	255	193	292	1353	572	100	.951	40
1987	59	42-18	.700	11	7	2	4.47	483.0	514	279	240	204	385	1452	567	69	.967	49
1988	55	39-16	.709	14	6	9	3.13	451.1	402	205	157	181	425	1352	545	74	.962	40
1989	64	44-20	.668	13	11	8	3.33	540.2	545	304	235	236	424	1622	626	77	.967	61
1990	58	34-24	.586	8	7	5	5.09	468.1	488	321	265	265	419	1405	566	98	.953	44
1991	59	35-24	.593	7	7	2	4.18	495.2	495	285	230	239	481	1487	641	83	.962	56
1992	55	30-25	.545	13	11	5	3.43	469.0	448	226	179	219	453	1407	546	72	.964	35
1993	63	40-23	.635	11	9	4	3.98	538.2	518	292	238	233	558	1616	625	82	.965	67
1994	65	44-21	.677	14	4	3	3.85	570.0	558	291	244	211	512	1710	705	93	.963	50
1995	63	50-13	.794	23	7	2	3.53	565.1	541	276	222	171	448	1696	725	94	.963	61
1996	56	32-24	.571	8	0	3	4.74	497.0	488	318	262	235	489	1491	584	104	.952	39
1997	67	50-17	.746	18	4	4	4.30	591.2	568	354	283	246	629	1775	685	109	.958	66
1998	64	46-18	.719	8	3	4	4.74	561.2	603	342	296	202	472	1685	672	93	.962	69
1999	65	46-19	.708	11	4	3	4.94	570.0	634	380	313	206	554	1710	548	103	.956	44
2000	61	41-20	.672	8	4	1	5.31	536.0	611	381	316	227	394	1608	582	101	.956	42
2001	57	37-21	.638	11	2	4	4.05	509.1	538	284	229	177	292	1528	627	90	.960	53
2002	60	34-26	.600	9	5	4	4.85	525.1	564	324	283	165	361	1576	627	68	.970	59
2003	63	42-21	.667	21	2	3	4.22	559.0	564	305	262	173	446	1677	652	77	.968	54
2004	56	32-24	.571	11	1	3	4.81	498.0	510	320	266	203	411	1494	574	81	.962	32
2005	60	34-26	.567	21	1	2	3.89	535.0	547	291	231	169	389	1605	679	83	.965	46
2006	56	22-34	.393	9	0	1	5.15	494.2	562	354	283	214	375	1484	557	90	.958	43
2007	56	31-25	.554	14	1	3	4.59	506.0	550	325	258	208	392	1518	606	91	.959	46
2008	56	28-28	.500	13	2	2	4.86	494.1	550	316	267	167	394	1483	556	64	.970	44
2009	56	31-25	.554	12	0	0	6.12	497.1	648	387	338	228	411	1492	526	65	.969	55
2010	64	43-21	.672	16	3	2	5.00	572.1	636	386	318	220	484	1717	616	93	.962	46
2011	58	29-29	.500	15	2	3	5.09	518.0	599	341	293	226	412	1554	572	71	.968	43
2012	59	31-28	.525	14	0	3	3.92	521.1	513	276	227	184	322	1564	661	84	.964	52
2013	56	33-23	.589	18	2	2	3.40	492.2	458	242	186	189	318	1478	616	66	.969	50
2014	56	28-28	.500	8	4	5	3.34	501.2	482	228	186	167	333	1503	592	65	.970	51



STREAKS AND SWEEPS

BEST OVERALL RECORD AFTER

Games	Record	Year
1	1-0	50 times
2	2-0	33 times
3	3-0	24 times
4	4-0	17 times
5	5-0	13 times
6	6-0	10 times
7	7-0	7 times
8	8-0	5 times
9	9-0	5 times
10	10-0	3 times
11	11-0	3 times
12	12-0	1997/2001
13	13-0	1997/2001
14	14-0	1997
15	15-0	1997
16	16-0	1997
17	17-0	1997
18	17-1	1997
19	18-1	1997
20	19-1	1997
21	20-1	1997
22	20-2	1997/1999
23	21-2	1997/1999
24	22-2	1997
25	23-2	1997
26	24-2	1997
27	25-2	1997
28	26-2	1997
29	27-2	1997
30	27-3	1997/1999
31	28-3	1997
32	29-3	1997
33	29-4	1995/1997
34	30-4	1995/1997
35	31-4	1995/1997
36	32-4	1995/1997
37	33-4	1995/1997
38	34-4	1995/1997
39	35-4	1995
40	36-4	1995
41	37-4	1995
42	37-5	1995
43	38-5	1995
44	39-5	1995
45	40-5	1995
46	40-6	1995
47	41-6	1995
48	42-6	1995
49	43-6	1995
50	44-6	1995
51	44-7	1995
52	45-7	1995
53	45-8	1995
54	46-8	1995
55	46-9	1995
56	46-10	1995
57	47-10	1995
58	47-11	1995
59	48-11	1995
60	49-11	1995
61	49-12	1995
62	50-12	1995
63	50-13	1995
64	49-15	1997
65	49-16	1997
66	50-16	1997
67	50-17	1997

BEST SEC RECORD AFTER

Games	Record	Year
1	1-0	12 times
2	2-0	8 times
3	3-0	4 times
4	3-1	11 times
5	4-1	6 times
6	5-1	4 times
7	6-1	1995/1999
8	7-1	1995/1999
9	8-1	1995
10	9-1	1995
11	10-1	1995
12	11-1	1995
13	12-1	1995
14	12-2	1995
15	13-2	1995
16	13-3	1995
17	14-3	1995
18	15-3	1995
19	16-3	1995
20	16-4	1995
21	17-4	1995
22	17-5	1995
23	18-5	1995
24	18-6	1995
25	18-7	1995
26	19-7	1995
27	19-8	1995
28	18-10	2010
29	19-10	2010
30	20-10	2010

WINNING STREAKS

ALL GAMES		
1	17	1997
2	16	1976
3	15	1967
4	14	1995
	14	1995
6	13	2001
	13	1998
	13	1978
	13	1999
10	11	2009
	11	1954

SEC GAMES

1	10	1987
2	9	1985
	9	1958
4	8	1988
	8	1967
	8	1963
7	7	four times, most recently 1975-76

PLAINSMAN PARK

1	21	1964-66
2	17	1996-97
3	14	1998
	14	1979
5	13	1986-87
	13	1985
	13	1974
8	12	2001
	12	1999-00

PLAINSMAN PARK-SEC

1	13	1962-63
2	12	1978-79
	12	1964-66
4	10	2001
5	8	1982
8	8	1980
7	7	four times, most recently 1987

ROAD GAMES

1	14	1995
	14	1967
3	10	1999
4	8	1976
	8	1964
	8	1959
7	7	1998
	7	1988
	7	1987
10	6	1974, 1964

SEC ROAD GAMES

1	9	1994-95
2	7	1964

LOSING STREAKS

3	6	1998
	6	1976
	6	1967-68
6	5	seven times, most recently 2011

ALL GAMES

1	10	2006
2	9	2001
	9	1983
	9	1973-74
5	8	1955
6	6	4 times: 2007, 1986 (2x), 1982

SEC GAMES

1	18	2006-07
2	9	2009
	9	2001
4	8	1981-82
	8	1949-50
6	7	2013
	7	1991
	7	1982-83
9	6	5 times: 2011, 2007, 1992, 1983, 1979

PLAINSMAN PARK

1	6	2008
	6	2006
3	5	2007
	5	2005
	5	1983
	5	1973-74
	5	1949-50
8	4	11 times, most recently 2013

PLAINSMAN PARK-SEC

1	8	2014
2	6	2006
3	5	2009
	5	2007
	5	1983
	5	1949-50

ROAD GAMES

1	15	1978-79
2	12	1982-83
3	11	1981-82
4	9	2006
	9	1979-80
6	8	2002
7	7	2011
	7	1999
	7	1986
	7	1981
	7	1955

SEC ROAD GAMES

1	13	1981-1982
---	----	-----------

SEC SWEEPS

2	9	1984-1985
	9	1979
4	8	1982-1983
5	7	2000-2001
	7	1999
7	6	six times, last in 2009

(Three-game)

AUBURN HOME SWEEP VS.

Alabama	April 20-22, 2001
Arkansas	April 13-15, 2001
Florida	April 11-12, 1987
Georgia	March 24-26, 2000
Kentucky	April 12-14, 1986
LSU	April 10-11, 1982
Ole Miss	March 12-13, 1988
Miss. State	May 7-9, 2010
S. Carolina	April 4-5, 1992
Tennessee	April 27-29, 2012
Vanderbilt	May 3-5, 2002

AUBURN ROAD SWEEP VS.

Alabama	March 8-9, 1976
Arkansas	March 17-19, 2000
Florida	Never
Georgia	March 19-21, 2010
Kentucky	April 8-10, 2011
LSU	May 7-8, 1988
Ole Miss	May 20-22, 2010
Miss. State	March 21-22, 1987
S. Carolina	Never
Tennessee	April 14-16, 2000
Vanderbilt	March 19-21, 1999

AUBURN SWEPT AT HOME

Alabama	May 7-8, 1983
Arkansas	March 20-22, 2009
Florida	March 23-25, 2007
Georgia	May 12-14, 2006
Kentucky	March 28-29, 1992
LSU	May 15-17, 2014
Ole Miss	May 1-3, 2009
Miss. State	May 2-4, 2014
S. Carolina	April 20-22, 2012
Tennessee	Not after 1950
Vanderbilt	March 15-17, 2013

AUBURN SWEPT ON ROAD

Alabama	April 6-8, 2012
Arkansas	May 18-20, 2006
Florida	March 14-16, 2008
Georgia	May 4-6, 2012
Kentucky	April 19-20, 1968
LSU	March 24-26, 2013
Ole Miss	April 4-6, 2014
Miss. State	March 25-27, 2011
S. Carolina	April 29-May 1, 2011
Tennessee	Not after 1950
Vanderbilt	March 24-26, 2006



YEAR-BY-YEAR LEADERS

AT BATS

Table with columns: Year, Player, AB. Lists top performers in at-bats from 1949 to 2014.

Table with columns: Year, Player, AB. Continues list of top performers in at-bats from 1955 to 2014.

Table with columns: Year, Player, AB. Continues list of top performers in at-bats from 1964 to 2014.

Table with columns: Year, Player, AB. Continues list of top performers in at-bats from 1974 to 2014.

RUNS

Table with columns: Year, Player, R. Lists top performers in runs from 1949 to 1954.

HITS

Table with columns: Year, Player, H. Lists top performers in hits from 1949 to 1963.

BATTING AVERAGE

Table with columns: Year, Player, AVG. Lists top performers in batting average from 1949 to 1973.

HOME RUNS

Table with columns: Year, Player, HR. Lists top performers in home runs from 1949 to 2014.





YEAR-BY-YEAR LEADERS

Year-by-year leaders for batting average (BA), home runs (HR), and RBI from 1974 to 2014.

Year-by-year leaders for stolen bases (SB) from 1979 to 2014.

STOLEN BASES

Year-by-year leaders for stolen bases (SB) from 1949 to 1990.

RUNS BATTED IN

Year-by-year leaders for runs batted in (RBI) from 1949 to 1978.

Year-by-year leaders for wins from 1991 to 2014.

WINS

Year-by-year leaders for wins from 1949 to 1957.

Year-by-year leaders for ERA from 1991 to 2014.

ERA

Year-by-year leaders for ERA from 1949 to 1957.



YEAR-BY-YEAR LEADERS

2004	Chris Dennis	2.61
2005	John Madden	*1.77
2006	Johnny Thompson	2.95
2007	Scott Shuman	2.00
2008	Evan Crawford	2.42
2009	Austin Hubbard	4.20
2010	Austin Hubbard	2.44
2011	Derek Varnadore	3.68
2012	Daniel Koger	3.19
2013	Conner Kendrick	2.13
2014	Keegan Thompson	2.01

STRIKEOUTS

Year	Player	SO
1949	George Hill	41
1950	Bill Letchworth	46
1951	Bill Letchworth	78
1952	Buck Bradberry	85
1953	Paul Susce	53
1954	Paul Susce	57
1955	Paul Susce	70
1956	Paul Susce	56
1957	Wynton Overstreet	34
1958	Alan Koch	35
1959	Porter Gilbert	54
1960	Alan Koch	88
1961	Jim Boyd	44
1962	Jim Boyd	54
1963	Jim Overton	101
1964	Duke Shackelford	54
1965	Montie Sharpe	67
1966	Q.V. Lowe	65
1967	Q.V. Lowe	*123
1968	Tommy Smith	*89
1969	Rick Eisenacher	90
1970	NA	
1971	Earl Nance	65
1972	Jack Van Yperen	60
1973	Jim Handley	41
	Bill Lawrence	41
1974	Davis May	58
1975	Davis May	72
1976	Robert Hudson	73
1977	Joe Beckwith	99
1978	Mark Shifflett	61
1979	Mark Shifflett	61
1980	Mark Shifflett	45
1981	Phil Deriso	58
1982	Ward Yerby	44
1983	Ward Yerby	60
1984	Stuart Tate	73
1985	Mark Chapman	51
1986	Mark Chapman	78
1987	Gregg Olson	96
1988	Gregg Olson	113
1989	Scott Renner	92
1990	Mike Ferry	88
1991	John Powell	121
1992	John Powell	120
1993	John Powell	*191
1994	John Powell	130
1995	Ryan Halla	148
1996	Bryan Hebson	91
1997	Tim Hudson	*165
1998	Brent Schoening	111
1999	Brent Schoening	151
2000	Chris Bootcheck	101
2001	Eric Brandon	61
2002	Levale Speigner	61
2003	Arnold Hughey	85
2004	Arnold Hughey	79
2005	Arnold Hughey	80
2006	Evan Crawford	55
2007	Brett Butts	54
	Paul Burnside	54
	Taylor Thompson	54
2008	Grant Dayton	79
2009	Grant Dayton	69
2010	Grant Dayton	69
2011	Derek Varnadore	74
2012	Derek Varnadore	63
2013	Conner Kendrick	75
2014	Keegan Thompson	73

INNINGS PITCHED

Year	Player	IP
1949	George Hill	57.2
1950	George Hill	56.2
1951	Bill Letchworth	92.2
1952	Buck Bradberry	83.0
1953	Paul Susce	54.0
1954	Paul Susce	64.0
1955	Paul Susce	74.0
1956	Paul Susce	73.2
1957	Henry Dumas	44.0
1958	Alan Koch	81.0
	Red Roberts	81.0
1959	Porter Gilbert	58.0
	Lloyd Nix	58.0
1960	Alan Koch	81.0
1961	Jim Boyd	71.0
1962	Jim Boyd	63.0
1963	Jim Overton	101.1
1964	Jimmy Crysel	74.2
1965	Montie Sharpe	72.1
1966	Q.V. Lowe	85.0
1967	Q.V. Lowe	128.0
1968	Tommy Smith	81.1
1969	Rick Eisenacher	82.0
1970	NA	
1971	Earl Nance	75.0
1972	Jack Van Yperen	87.0
1973	Bill Lawrence	92.0
1974	Davis May	97.0
1975	Davis May	85.1
1976	Robert Hudson	114.0
1977	Joe Beckwith	101.1
1978	Scott Roney	95.0
1979	Mark Shifflett	62.0
1980	Phil Deriso	78.2
1981	Phil Deriso	90.1
1982	Lance Long	67.1
1983	Ward Yerby	107.1
1984	Charlie Smith	71.1
1985	Mark Chapman	83.2
1986	Mark Chapman	99.0
1987	Stacy Jones	110.1
1988	Scott Renner	87.1
1989	Scott Renner	120.0
1990	Jason Harkins	91.0
1991	John Powell	101.0
1992	John Powell	109.7
1993	John Powell	141.0
1994	Kevin Humphreys	142.2
1995	Ryan Halla	146.2
1996	Bryan Hebson	100.1
1997	Tim Hudson	118.1
1998	Hayden Gliemmo	118.1
1999	Brent Schoening	138.1
2000	Chris Bootcheck	122.0
2001	Levale Speigner	113.1
2002	Levale Speigner	104.1
2003	Arnold Hughey	102.0
2004	Arnold Hughey	96.1
2005	Arnold Hughey	98.2
2006	Evan Crawford	78.2
2007	Bryan Woodall	70.2
2008	Grant Dayton	81.0
2009	Grant Dayton	73.0
2010	Grant Dayton	95.0
2011	Derek Varnadore	88.0
2012	Derek Varnadore	87.2
2013	Michael O'Neal	89.0
2014	Dillon Ortman	100.0

SAVES

Year	Player	SV
1978	Scott Roney	4
1979	Phil Deriso	3
	Bill Latham	3
1980	Mark Shifflett	5
1981	Phil Deriso	6
1982	Lance Long	3
	Marc Saucedo	3
1983	Lance Long	2
1984	Tim McLain	4
1985	Greg Jacobson	3
1986	Stacy Jones	3
	Ron Siva	3
1987	Gregg Olson	10

1988	Gregg Olson	10
1989	Mike Ferry	8
1990	Mike Ferry	4
1991	Scott Sullivan	4
1992	Alec Newi	3
	Brian Senn	3
1993	Scott Sullivan	5
1994	Ryan Halla	7
1995	Finley Woodward	*19
1996	Tim Hudson	3
1997	Finley Woodward	8
1998	Colter Bean	7
1999	Colter Bean	8
2000	Colter Bean	5
2001	Eric Brandon	5
2002	Cory Duetit	4
2003	Steven Register	*16
2004	Steven Register	8
2005	Michael Nix	*13
2006	Luke Greinke	6
2007	Brett Butts	6
2008	Bryan Woodall	11
2009	Austin Hubbard	12
2010	Austin Hubbard	10
2011	Ethan Wallen	5
2012	Justin Bryant	7
2013	Terrance Dedrick	10
2014	Terrance Dedrick	4

* SEC Leader

AUBURN TRIPLE CROWN WINNERS

1962	Larry Nichols
1965	Frank Fryer
1968	Frank Baldasare
1976	Richie Howard
1983	DeWayne Friend
1988	Frank Thomas
1989	Frank Thomas
1990	Tim Edge
1992	Brannen Veal
1999	Casey Dunn
2005	Karl Amonite
2010	Hunter Morris
2011	Casey McElroy
2013	Garrett Cooper

AUBURN PITCHING TRIPLE CROWN WINNERS

1951	Bill Letchworth
1952	Buck Bradberry
1954	Paul Susce
1956	Paul Susce
1960	Alan Koch
1961	Jim Boyd
1963	Joe Overton
1965	Monty Sharpe
1966	QV Lowe
1972	Jack Van Yperen
1973	Bill Lawrence
1976	Robert Hudson
1977	Joe Beckwith
1981	Phil Deriso
1987	Gregg Olson
1997	Tim Hudson
1999	Brent Schoening
2011	Derek Varnadore





TEAM AND INDIVIDUAL SUPERLATIVES

AUBURN'S SEC/NCAA LEADERS

SEC BATTING			SEC PITCHING		
AVERAGE			WINS		
1971	Joey Martin	.417	1963	Joe Overton	8
1985	Paul Foster	.433	1964	Jimmy Crysel	9
1988	Frank Thomas	.385	1967	Q.V. Lowe	15
1989	Frank Thomas	.403	1993	John Powell	15
1990	Tim Edge	.387	1995	Ryan Halla	16
2000	Gabe Gross	.430	1997	Tim Hudson	15
			1998	Hayden Gliemmo	13
			1999	Hayden Gliemmo	13
				Brent Schoening	13
HITS			EARNED RUN AVERAGE		
1968	Frank Baldasare	45	1963	Joe Overton	1.26
1994	Jay Waggoner	119	1965	Mike Sharpe	1.79
			1968	George Simmons	1.25
			1974	Terry Leach	1.30
			1987	Gregg Olson	1.27
			1988	Gregg Olson	2.00
			2005	John Madden	1.77
RUNS			STRIKEOUTS		
1964	Otis Bibb	30	1967	Q.V. Lowe	123
1978	Dom Fucci	58	1968	Tony Smith	81
			1993	John Powell	191
			1997	Tim Hudson	165
HOME RUNS			SAVES		
1967	Scotty Long	11	1995	Finley Woodard	19
1982	Doug Gilcrease	17	2003	Steven Register	16
1987	Frank Thomas	*21	2005	Michael Nix	13
2010	Hunter Morris	23			
TRIPLES			INDIVIDUAL NCAA LEADERS		
1964	Jimmy Barfield	6	TRIPLES PER GAME		
1965	Frank Fryer	5	1965	Frank Fryer	0.26
1973	Mark Hatchett	5	TOTAL BASES		
1980	Johnny Tutt	*5	2010	Hunter Morris	202
1984	Rock Wilson	*7	EARNED RUN AVERAGE		
1986	Trey Gainous	10	1987	Gregg Olson	1.26
1987	Rock Wilson	7	STRIKEOUT RATIO (k/9 inn.)		
1998	Scott Pratt	8	1965	Frank Fryer	0.26
2005	Clete Thomas	6	VICTORIES		
			1997	Tim Hudson	15
			SAVES		
			2003	Steven Register	16
DOUBLES			TEAM NCAA LEADERS		
1961	Ben Catchings	*6	HOME RUNS		
1962	Larry Nichols	11	2010		131
1964	Jimmy Barfield	9	HOME RUNS PER GAME		
1971	Ken Dempsey	*12	2010		2.05
1987	Tony Haney	25	SLUGGING PERCENTAGE		
2005	Karl Amonite	25	2010		.591
RUNS BATTED IN					
1962	Larry Nichols	32			
1999	Casey Dunn	86			
2010	Hunter Morris	76			
STOLEN BASES					
1978	Dom Fucci	28			
2012	Jay Gonzalez	30			

* - Tied for SEC lead

NO-HITTERS & PERFECT GAMES

MARCH 19, 2002

Score Auburn 9, UAB 2
 Feat Combined No-hitter
 Individuals Mike Mueller [2.0], Lee Carter [1.0], Brandon Channell [1.0], Reid Price [1.0], Andrew Skinner [1.0], Arnold Hughey [1.0], Ken Clayton [1.0], Cory Dueitt [0.2], Sean Jones [0.1]
 Notes: NCAA Division I record nine pitchers combined to no-hit UAB ... Six base runners on the evening ... One hit batter in the second inning along with two walks and three Auburn errors in the ninth inning ... Only four balls hit out of the infield.

MARCH 2, 2002

Score Auburn 9, Murray State 0
 Feat Perfect Game
 Individual Eric Brandon [9.0]
 Notes Retires all 27 batters faced, while striking out a career-high 12 batters ... First Auburn pitcher and first Southeastern Conference pitcher since 1963 (39 years) to toss a nine-inning perfect game ... Threw 94 pitches, including 69 for strikes ... Brandon's parents both hail from Murray, Ky., and graduated from Murray State.

APRIL 30, 1991

Score Auburn 14, LaGrange 0 [7 inn.]
 Feat Perfect Game
 Individual Jason Johnson [7.0]

MARCH 11, 1979

Score Auburn 10, Clemson 1
 Feat Combined No-Hitter
 Individuals Dan Becton [6.0], Phil Deriso [3.0]

FEBRUARY 26, 1976

Score Auburn 5, Houston 0 [7 inn.]
 Feat No-hitter
 Individual Joe Beckwith [7.0]
 Notes No-hitter came in the season opener.



THE LAST TIME IT HAPPENED

GRAND SLAMS (since 1979)

Date	Player	Opponent	Pitcher (R/L)	Inn.
4/1/79	Pat Keedy	Alabama	Ben Flagler	7th
1979	Tim Rowell	Fairfield	Joe Cizynski	1st
4/10/82	John Metasavage	LSU	Bill Donathon	2nd
4/14/82	Magentale	at Columbus College	Givens	1st
5/11/82	Bob Berry	at Georgia State	Tracy Dean	5th
4/6/85	Tim Lemmons	at Alabama	Greg Hibbard (L)	7th
4/7/85	Tim Lemmons	at Alabama	Mike Sodder (L)	3rd
5/2/85	Paul Foster	Alabama (Dothan)	Jeff Oyster (R)	5th
3/10/86	Paul Foster	RICHMOND	Jim Merritt (R)	7th
3/12/86	Mark Sayers	at UAB	Chris Murdock (R)	6th
3/29/86	Mark Sayers	at Vanderbilt [Gm 1]	John Parke (R)	2nd
5/1/86	Tony Haney	Alabama (Dothan)	Todd Poelstra (L)	6th
2/25/87	Frank Thomas	at UAB	Chris Murdock (R)	6th
3/8/87	Frank Thomas	at Samford	Rex Tuckler (L)	3rd
5/2/87	T. Youngblood	at Tennessee	Ron Morton (R)	9th
3/6/88	Jeff Livesey	at Vanderbilt	Mike McLochlin (R)	9th
3/20/88	Jeff Livesey	at Georgia	Phil Willis (R)	5th
3/31/88	Jeff Livesey	RIDER	Kenny Kremer (L)	8th
5/20/89	Joe Siwa	W. CAROLINA	Paul Menhart (R)	3rd
4/1/90	Mickey Tomey	at LSU	Jason Wall (L)	7th
2/8/91	Andrew Albrecht	W. CAROLINA	Jeff Graham (R)	2nd
3/4/91	Jeff Leatherman	APPALACHIAN ST.	Gary Davis (R)	8th
4/12/92	Chris Holland (ITP)	at Arkansas	Brent Birch (L)	3rd
3/5/93	Mark Bellhorn	TAMPA	Keith LeBrecque (R)	6th
3/5/94	Kevin Chabot	JACKSONVILLE ST.	Tony Shaver (R)	1st
4/11/94	Ken Key	ETSU	Todd Anderson (R)	3rd
3/17/95	Mark Bellhorn	E. MICHIGAN	Tim Tessmar (L)	8th
3/19/95	Kevin Chabot	E. MICHIGAN	Mark Rutherford (R)	3rd
2/17/96	Josh Etheredge	VMI [Gm. 1]	Danny Hughes (R)	3rd
3/5/96	Josh Etheredge	UNC-G'BORO	Jonathan Jackson (R)	5th
4/26/96	Josh Etheredge	at Ole Miss	Charles Barbour (R)	7th
3/4/97	Josh Etheredge	Samford (Vestavia)	Glen Criswell (R)	6th
3/21/97	Adam Sullivan	GEORGIA	Chris Hall (R)	7th
3/23/97	Josh Etheredge	GEORGIA	Dough Bridges (L)	1st
3/25/97	Casey Dunn	at UAB	Scott Beyer (R)	5th
5/9/97	Tim Hudson	OLE MISS	Dan DeYoung (R)	9th
2/10/98	Jamie Kersh	WINTHROP	Aaron Sundsmo (R)	9th
3/22/98	Josh Etheredge	at Georgia	Matt Hanson (R)	6th
5/9/98	Casey Dunn	at Alabama	Matt Bernard (R)	9th
2/11/00	Mailon Kent	FURMAN	Mike Dugan (L)	7th
3/12/00	Todd Faulkner	SOUTH CAROLINA	Jamie Poston (R)	8th
3/19/00	Jonathan Schuerholz	at Arkansas	Mitch Tisher (R)	7th
4/2/00	Brett Burnham	LSU	Heath McMurray (R)	5th
4/29/00	Mailon Kent	at Florida	Eddie Rojas (L)	6th
5/6/00	Jonathan Schuerholz	at Alabama	Brice Heath (R)	8th
5/27/00	Mailon Kent	vs. Stetson	Charles Aulet (R)	4th
2/10/01	Gabe Gross	CAMPBELL [Gm. 1]	Rob Finch (R)	3rd
5/11/01	Gabe Gross	at LSU	Billy Brian (R)	6th
5/31/02	Sean Gamble	vs. Florida Atlantic	Travis NeSmith (R)	2nd
3/22/03	Karl Amonite	at Kentucky	Galvin (R)	7th
4/13/03	Josh Bell	at Mississippi State	Ramsey (R)	5th
5/31/03	Scott Schade	CLEMSON	Walker (R)	8th
4/23/05	Jeff Boutwell (ITP)	FLORIDA	Alan Horne (R)	1st
2/26/06	Mike Bianucci	ELON	Justin Bors (R)	4th
4/15/06	Jeff Boutwell	MISSISSIPPI STATE	Josh Johnson (R)	4th
2/11/07	Eric Skinner	at South Alabama	Nabors (R)	1st
4/6/07	Robert Brooks	at LSU	Furbush (L)	3rd
5/17/07	Joseph Sanders	at Kentucky	Rusin (L)	4th
3/25/08	Joseph Sanders	SAMFORD	Vanfleteren (R)	4th
3/18/09	Trent Mummey	CHAS. SOUTHERN	Deighan (R)	8th
3/24/09	Joseph Sanders	at Samford	Vanderheiden (R)	6th
4/28/09	Ben Jones	TROY	Mathers (L)	5th
3/21/10	Hunter Morris	at Georgia	Tanner (R)	6th
4/9/10	Trent Mummey	LSU	Bradshaw (R)	8th
5/15/10	Trent Mummey	TENNESSEE	Blount (R)	3rd
2/22/11	Tony Caldwell	JACKSONVILLE STATE	Watts (L)	1st
3/19/11	Kevin Patterson	ARKANSAS	Moore (R)	4th
5/20/11	Tony Caldwell	at Tennessee	Saberhagen (L)	9th
3/17/12	Zach Alvord	at Ole Miss	Ellis (R)	8th
5/8/12	Zach Alvord	Presbyterian	White (L)	6th

ITP - Inside-the-park HR

LEADOFF HOME RUNS (since 1979)

Date	Player	Opponent
4/27/81	Barry Panter	Montevallo
3/20/82	Neal Mitchell	Mississippi St.
4/15/82	Neal Mitchell	Columbus College
3/30/84	Rock Wilson	Troy State
2/22/86	Bo Jackson	Clemson
3/14/87	Rock Wilson	Georgia
4/25/87	Rock Wilson	Alabama
4/26/89	Chris Hart	UAB
4/30/89	Chris Hart	Tennessee
5/14/89	Chris Hart	Georgia
2/11/90	Chris Hart	Western Carolina
2/10/91	Mike Killimett	Western Carolina
3/31/96	Adam Sullivan	Kentucky
4/23/96	Adam Sullivan	Marshall
4/22/97	Adam Sullivan	Marshall
2/16/00	Mailon Kent	UAB
3/17/02	Javon Moran	Kentucky
3/4/08	Luke Greinke	Davidson
3/18/08	Trent Mummey	at Troy
4/13/08	Trent Mummey	South Carolina
3/6/09	Trent Mummey	Brown
3/7/09 [G2]	Trent Mummey	Brown
3/11/09	Trent Mummey	Western Kentucky
3/18/09	Trent Mummey	Charleston Southern
5/17/14	Anfernee Grier	LSU

WALK-OFF HOME RUNS (since 1979)

Date	Player	Opponent
3/8/80 [13th]	Doug Gilcrease	Mississippi St.
3/9/80 [11th]	Steve Renfroe	Mississippi St.
4/26/80	Steve Renfroe	Ole Miss
5/3/80	Rodney Rushing	Alabama
3/18/82	Rodney Dollar (10th)	Austin Peay
5/4/82	Bob Berry	Troy State
4/5/83 [11th]	DeWayne Friend	Jacksonville St.
4/12/85 [G2]	Bo Jackson	Mississippi St.
3/13/85	Tim Lemons	Virginia
2/18/87 [11th]	Tony Haney	Huntington
5/24/97	David Ross	at Florida State
2/10/98	Jamie Kersh	Winthrop
2/7/03	Sean Gamble	VCU
2/20/04	Josh Bell (10th)	Boston College
2/6/05	Clete Thomas	Hofstra
2/17/06	Mike Bianucci	Hofstra
3/14/07	Josh Donaldson	VMI
2/20/09	Justin Hargett	Elon
4/10/09 [11th]	Justin Hargett	Florida
2/26/10 [10th]	Brian Fletcher	Boston College
2/15/13	Damek Tomscha	Maine

BACK-TO-BACK HOME RUNS (since 1979)

Date	Players	Opponent	Inn.
3/17/79	J.B. Brown-Steve Montgomery	at Mississippi St.	5th
3/24/81	Bob Berry-Dav. Magentale-Mike Swaim	at SE Louisiana	7th
5/5/82	Bob Berry-Rodney Dollar	Livingston	5th
4/13/83	Paul Foster-Bo Jackson	at Ala. Christian	5th
4/14/83	David Miller-Bob Berry	at Georgia Tech	1st
3/30/84	Kevin Henry-Kevin Jordan	at Troy State	4th
3/30/84	Donnie Thomas-DeWayne Friend	at Troy State	5th
4/19/84	Donnie Thomas-DeWayne Friend	Fla. Int'l	2nd
3/19/85	Bo Jackson-Mark Sayer	at Troy State	8th
3/23/85	Paul Foster-Bo Jackson	Ole Miss	3rd
4/2/85	Paul Foster-Bo Jackson	at Georgia	8th
3/29/86	Mark Sayers-Paul Foster	at Vanderbilt	2nd
5/16/87	Kevin Henry-Frank Thomas	Mississippi St.	4th
3/31/91	Brod Parker-Brannen Veal	LSU	3rd
2/26/94	Dallan Ruch-Kevin Chabot	MTSU	6th
3/2/94	Mark Bellhorn-Brandon Moore	Troy State	1st
3/22/95	Jay Waggoner-Mark Bellhorn	at UAB	6th
4/10/95	Kirby Clark-Josh Etheredge	at MTSU	3rd
4/15/95	Dallan Ruch-Kirby Clark	Arkansas	4th
5/6/95	Mark Bellhorn-Shawn McNally	at LSU	4th
3/25/97	Tucker Dearth-Jamie Kersh	at UAB	6th
4/9/97	Tim Hudson-Jamie Kersh	VMI	7th





TEAM AND INDIVIDUAL SUPERLATIVES

2/20/98	Scott Pratt-Josh Etheredge	UNC Charlotte	6th
3/10/99	Casey Dunn-Jamie Kersh	VCU	7th
3/26/99	Casey Dunn-Jamie Kersh	Alabama	4th
5/28/99	Dominic Rich-Mailon Kent	N. Carolina St.	7th
2/8/00	Dominic Rich-Gabe Gross	at Samford	7th
4/23/00	Gabe Gross-Todd Faulkner	Vanderbilt	5th
4/18/03	Bobby Huddleston-Karl Amonite	Arkansas	6th
5/3/03	Bobby Huddleston-Karl Amonite	Florida	7th
6/1/03	Bobby Huddleston-Karl Amonite	Ohio State	3rd
5/22/05	Josh Bell-Karl Amonite	Alabama	1st
3/28/06	Derek Sain-Ryan Stanley	at Troy	7th
2/10/07	Josh Donaldson-Mike Bianucci	Hofstra	7th
4/20/08	Mike Bianucci-Hunter Morris	at Vanderbilt	6th
5/9/08	Mike Bianucci-Hunter Morris	at Ole Miss	5th
3/6/09	Trent Mummy-Joseph Sanders	Brown	1st
3/11/09	Brian Fletcher-Kevin Patterson	Western Kentucky	1st
3/15/09	Brian Fletcher-Kevin Patterson	at Tennessee [61]	1st
4/5/09	Trent Mummy-Joseph Sanders	at Mississippi State	5th
4/15/09	Trent Mummy-Joseph Sanders	South Alabama	1st
3/6/10	Hunter Morris-Brian Fletcher	Miami (Ohio)	6th
4/20/10	Brian Fletcher-Hunter Morris	Troy	6th
4/23/10	Tony Caldwell-Kevin Patterson	Kentucky	7th
5/1/10	Ryan Jenkins-Dan Gamache	at Arkansas	5th
5/8/10	B. Fletcher-H. Morris-K. Patterson	Mississippi State	5th
5/8/10	Casey McElroy-Dan Gamache	Mississippi State	7th
5/11/10	Casey McElroy-Ryan Jenkins	at South Alabama	2nd
5/15/10	Trent Mummy-Brian Fletcher	Tennessee	3rd
4/27/11	Justin Fradejas-Dan Gamache	Texas Southern	2nd
4/6/13	Cullen Wacker-Garrett Cooper	at Texas A&M	3rd

FIVE-HIT GAMES (Since 1974)

Player (Yr)	AB	Opponent	Date
Andy Merchant (Sr.)	6-for-8	at Florida [20 inn.]	April 22, 1972
Doug Gilcrease (Sr.)	5-for-5	LSU	April 11, 1982
Neal Mitchell (Jr.)	5-for-5	at Columbus College	April 15, 1982
David Magentale (Sr.)	5-for-6	Clemson	May 9, 1982
Paul Foster (Jr.)	5-for-5	Samford	February 27, 1985
Bo Jackson Jr.	5-for-6	at UAB	March 7, 1985
Mark Sayer (Jr.)	5-for-6	Georgia Southwestern	April 16, 1985
Clark Preble (Jr.)	5-for-6	at Georgia	March 20, 1988
Jeff Powell (So.)	5-for-6	Huntingdon	February 14, 1990
Tim Edge (Jr.)	5-for-5	Mississippi State	April 7, 1990
Brandon Moore (Jr.)	5-for-5	vs. Alabama (Montgomery, Ala.)	May 14, 1993
Cliff Shanks (Jr.)	5-for-5	at Oklahoma State	May 28, 1993
Jay Waggoner (Jr.)	5-for-8	Troy State	March 2, 1994
Mike Killimet (Sr.)	5-for-6	Georgia	March 25, 1994
Jay Waggoner (Jr.)	5-for-5	Birmingham Southern	April 13, 1994
Mark Bellhorn (So.)	5-for-5	vs. Old Dominion [10] (Clemson, S.C.)	May 27, 1994
Josh Etheredge (Jr.)	6-for-6	at South Carolina	March 9, 1997
Rob Macroy (Sr.)	5-for-5	at Kentucky	March 30, 1997
Tim Hudson (Sr.)	5-for-5	at Kentucky	March 30, 1997
Adam Sullivan (Sr.)	5-for-6	Alabama	April 13, 1997
Adam Sullivan (Sr.)	5-for-6	vs. Western Carolina (Tallahassee, Fla.)	May 22, 1997
Casey Dunn (Jr.)	5-for-5	at Alabama	May 10, 1998
Todd Faulkner (So.)	5-for-7	vs. Georgia Tech (Orlando, Fla.)	January 29, 1999
Casey Dunn (Sr.)	5-for-6	Tennessee	April 9, 1999
Casey Dunn (Sr.)	5-for-5	Tulane	May 30, 1999
Dominic Rich (Jr.)	5-for-6	UNC Charlotte	March 4, 2000
Todd Faulkner (Jr.)	5-for-5	UNC Charlotte	March 5, 2000
Mailon Kent (Sr.)	5-for-5	Alabama	April 22, 2001
Doug Vines (Fr.)	5-for-5	North Carolina	March 10, 2002
Tug Hulett (Fr.)	5-for-5	Georgia	May 10, 2002
Javon Moran (So.)	5-for-5	vs. Florida Atlanta (Tuscaloosa, Ala.)	May 31, 2002
Clete Thomas (Fr.)	5-for-5	at North Carolina	March 9, 2003
Sean Gamble (Jr.)	5-for-6	at South Alabama	April 13, 2004
Tug Hulett (Jr.)	5-for-7	Mississippi State	April 24, 2004
Tyler Johnstone (Jr.)	6-for-7	Elon	February 25, 2005
Clete Thomas (Jr.)	5-for-6	Arkansas	April 3, 2005
Joseph Sanders (So.)	5-for-5	at Mercer	May 13, 2008
Casey McElroy (Fr.)	5-for-5	at LSU	April 26, 2009
Creede Simpson (So.)	5-for-6	vs. Miami (Ohio)	March 5, 2010
Hunter Morris (Jr.)	5-for-6	at Georgia	March 21, 2010
Tony Caldwell (Sr.)	5-for-5	at Kentucky	April 9, 2011
Ryan Tella (So.)	5-for-6	Presbyterian	May 8, 2012

20-Run Games

AUBURN'S

32-9	TROY (3/2/94)
29-22	at Mercer (1951)
28-6	at Samford (2/6/00)
26-6	TROY (4/28/09)
25-4	VANDERBILT (1958)
25-6	at Kentucky (1956)
24-9	Vanderbilt (1965)
24-13	GEORGIA TECH (1961)
23-1	GEORGIA (3/25/94)
23-2	at UAB (2/25/87)
23-2	GEORGIA TECH (1951)
23-4	at Jacksonville (1974)
23-5	UNC CHARLOTTE (2/21/97)
23-11	at Georgia (4/2/85)
22-0	ALCORN STATE (2/21/12)
22-0	TAMPA (3/5/93)
22-1	Seton Hall (5/23/87-NCAA)
22-4	FURMAN (2/12/2000)
22-6	MERCER (4/10/07)
22-7	GEORGIA STATE (4/6/10)
22-7	SAMFORD (2/27/85)
22-8	at Vanderbilt (1967)
22-8	at Tennessee (4/25/97)
22-23	HUNTINGDON (1983)
21-4	MARSHALL (2/16/02)
21-4	MERCER (1956)
21-6	at South Carolina (3/9/97)
21-6	FAIRFIELD (1979)
21-9	Alabama (3/30/89)
21-9	GEORGIA TECH (1954)
21-11	at Arkansas (3/19/2000)
20-1	UAB (4/13/93)
20-2	at Columbus College (1982)
20-3	at Georgia (3/19/10)
20-4	at Huntingdon (1982)
20-5	at South Alabama (2/25/07)
20-6	LAGRANGE (4/3/90)
20-7	VANDERBILT (4/9/94)
20-7	Davidson (3/3/97)
20-8	MONTEVALLO (1980)
20-14	MERCER (4/16/96)

OPPONENT'S

24-2	FLORIDA (4/11/09)
23-22	HUNTINGDON (1983)
22-7	ALABAMA (4/12/97, Gm. 2)
22-8	at Florida (5/2/04)
22-10	CLEMSON (1982)
22-29	at Mercer (1951)
21-2	at LSU (5/8/93, Gm. 1)
21-7	at Florida State (1980)
20-9	ARKANSAS (3/13/99)
20-7	at Alabama (1949)
20-5	at Georgia Tech (3/30/04)
20-5	at LSU (5/11/2001)



THE LAST TIME...

BATTING SUPERLATIVES

5 Hits in a game.....	Ryan Tella vs. Presbyterian [5-for-6, 3B] (5/8/12)
6 Hits in a game.....	Tyler Johnstone vs. Elon [6-for-7, 2B, 3B] (2/25/05)
5 Runs in a game.....	Casey McElroy vs. Troy (4/28/09)
6-Runs in a game.....	never
10-game hitting streak.....	Damon Haecker, 10 games (March 29-April 15, 2014)
15-game hitting streak.....	Garrett Cooper, 15 games (April 16-May 12, 2013)
20-game hitting streak.....	Trent Mummy, 20 games (Feb. 21-March 20, 2009)
25-game hitting streak.....	Justin Fradejas, 27 games (March 23-May 7, 2010)
30-game hitting streak.....	Casey Dunn, 31 games (Feb. 22 [6]-April 15, 1997)
3 doubles in a game.....	Blake Austin vs. Ole Miss (5/4/13)
4 doubles in a game.....	Ken Dempsey vs. Georgia (1971)
2 triples in a game.....	Jay Gonzalez vs. Alabama State (2/28/12)
3 triples in a game.....	never
2 home runs in one game.....	Dan Glevenyak at Jacksonville State (5/7/13)
3 home runs in one game.....	Tony Caldwell at Kentucky (4/9/11)
8 RBI in a game.....	Justin Bryant at Georgia (3/19/10)
9 RBI in a game.....	Hunter Morris at Georgia (3/21/10)
10 RBI in a game.....	Bob Berry vs. Huntington (4/15/82)
Grand Slam home run.....	Zach Alvord vs. Presbyterian (5/8/12)
Inside-the-park home run.....	Ryan Tella vs. College of Charleston (2/23/13)
HR to begin game.....	Anfernee Grier vs. LSU (5/17/14)
Two HR in one inning.....	Dan Glevenyak at Jacksonville State (8th) (5/7/13)
HR in consecutive at bats.....	Dan Glevenyak at Jacksonville State (5/7/13)
HR in three consecutive at bats.....	Brian Fletcher vs. South Alabama (4/15/09)
HR in consecutive games.....	Damek Tomscha (3/11-12/14)
HR in three consecutive games.....	Damek Tomscha (3/9-12/14)
HR in three consecutive SEC games.....	Trent Mummy (4/17-23/10)
HR in four consecutive games.....	Joseph Sanders (5/10-15/08)
HR in four consecutive SEC games.....	Mike Bianucci (5/2-9/08)
HR in five consecutive games.....	Tim Lemons (4/6-10/85)
Walk-off HR.....	Damek Tomscha vs. Maine (2/15/13)
Pinch-hit HR.....	Patrick Savage [6th] & Kody Ortman [6th] vs. Alcorn State (2/21/12)
Pinch-hit Grand Slam.....	Heath Higgins at Arkansas [9th] (3/19/00)
Hit for the cycle.....	Clete Thomas [3B, 1B, 1B, HR, 2B] vs. Arkansas (4/3/05)
Stole Home.....	Justin Hargett vs. Davidson (Gm 2) [4th] (3/3/10)
Scored 20 or more runs.....	22 vs. Alcorn State (2/21/12)
Scored 25 or more runs.....	26 vs. Troy (4/28/09)
Scored 30 or more runs.....	32 vs. Troy State (3/2/94)
Recorded 15 or more hits.....	15, at Kentucky (5/10/14)
Recorded 20 or more hits.....	20, vs. Alcorn State (2/21/12)

PITCHING SUPERLATIVES

Nine-inning No-hitter.....	Eric Brandon vs. Murray State (3/2/02)
Nine-inning No-hitter (combined).....	Mike Mueller [2.0], Lee Carter [1.0], Brandon Channell [1.0], Reid Price [1.0], Andrew Skinner [1.0], Arnold Hughey [1.0], Ken Clayton [1.0], Cory Dueitt [0.2], Sean Jones [0.1] vs. UAB (3/19/02)
Seven-inning No-hitter.....	Jason Johnson vs. LaGrange College (4/30/91)
Nine-Inning Perfect Game.....	Eric Brandon vs. Murray State (3/2/02)
Seven-Inning Perfect Game.....	Jason Johnson vs. LaGrange College (4/30/91)
One-hitter (individual).....	Keegan Thompson vs. Presbyterian (3/1/14)
One-hitter (combined).....	Justin Camp [6.2], Terrance Dedrick [1.1], Jay Wade [0.2], Rocky McCord [0.1], at Kennesaw State (3/11/14)

Two-hitter (individual).....	Derek Varnadore vs. Radford (2/27/11)
Two-hitter (combined).....	Will Kendall [3.0], Daniel Koger [6.0] vs. Alabama (3/30/13)
Three-hitter (individual).....	Cole Nelson vs. Tennessee (5/15/10)
Three-hitter (combined).....	Michael O'Neal [6.0], Trey Wingenter [2.0], Rocky McCord [1.0] vs. Coppin State (3/18/14)
Struck out 10 or more.....	Dillon Ortman vs. Arkansas-Pine Bluff [11] (2/21/14)
Struck out 15 or more.....	Chris Bootcheck vs. West Virginia [15] (3/6/99)
Three pitches in an inning.....	Chris Dennis vs. Florida State [5th] (2/10/06)
Nine-Inning Complete Game.....	Dillon Ortman vs. South Carolina-G1 (4/19/14)
Complete Game (less than 9 innings).....	Michael O'Neal at Missouri - 7 innings (4/28/13)
Complete Game Shutout.....	Dillon Ortman vs. Texas A&M (3/14/14)
Retired 15+ consecutive (indiv.).....	Keegan Thompson [16] vs. ETSU (2/23/14)

FIELDING SUPERLATIVES

3 Errors in a game.....	Damek Tomscha vs. Samford (4/1/14)
4 Errors in a game.....	Brett Burnham at Alabama (4/5/00)
3 Double Plays turned in a game.....	vs. South Carolina (4/20/14)
4 Double Plays turned in a game.....	vs. Bethune-Cookman (5/6/14)
5 Double Plays turned in a game.....	never
Triple Play (Auburn).....	vs. Memphis State (5/22/78)
Triple Play (Opponent).....	at Florida [4th] (3/15/08)
Threw A Runner Out At Plate To End Game.....	Creede Simpson vs. Florida (5/19/12)

TEAM SUPERLATIVES

Won 10 or more consecutive games.....	13 (2/2-24/01)
Won 15 or more consecutive games.....	17 (2/7-3/5/97)
Won 8 or more straight SEC games.....	9 (4/1-21/95)
Lost 5 or more consecutive games.....	5 (5/1-9/09)
Home Winning Streak.....	12 (3/30-5/4/01)
Road Winning Streak.....	10 (3/4-29/03)
Season-Opening Winning Streak.....	13 (2/2-24/01)
Extra-Innings Victory.....	6-4, 10 innings at Texas A&M (4/5/13)
Extra-Innings Loss.....	6-5, 10 innings at Kentucky (5/11/14)
Shut out an opponent.....	6-0 vs. Troy (4/8/14)
Was shut out.....	10-0 vs. #8 LSU (5/15/14)
Was held to one hit.....	at Vanderbilt (3/24/06)
Overcome a deficit of 7+ runs.....	9 runs, [9-0, 16-14] vs. Mississippi State (5/8/10)
Won a 1-0 Game.....	4/9/93 vs. Samford
Lost a 1-0 Game.....	2/15/14 vs. Ohio State

10+ Runs in an Inning.....	12 at Jacksonville State (8th) (5/7/13)
10+ Hits in an Inning.....	11 vs. Furman [5th] (2/12/00)
Scored in every inning.....	3/18/14 vs. Coppin State
Walk-off win.....	5/13/14 vs. UAB
Walk-off loss.....	5/11/14 at Kentucky (10 inn.)





YEAR-BY-YEAR RESULTS & TEAM STATS

Table with columns: Date, Opponent, Score, W/L. Rows include games against Mercer, LSU, Georgia Tech, Alabama, Florida, and Georgia.

1952 • 13-11-2, 10-8-2 SEC. Head Coach: Dick McGowen (1951-57). Player stats table with columns: Player, AVG, GP, AB, R, H, 2B, 3B, HR, RBI, BB, SO, SB. Includes totals for Auburn and opponents.

Table with columns: Date, Opponent, Score, W/L. Rows include games against Tulane, LSU, Georgia Tech, Alabama, Mercer, Samford, Georgia, and Florida.

1953 • 9-12, 6-12 SEC. Head Coach: Dick McGowen (1951-57). Player stats table with columns: Player, AVG, GP, AB, R, H, 2B, 3B, HR, RBI, BB, SO. Includes totals for Auburn and opponents.

Table with columns: Date, Opponent, Score, W/L. Rows include games against Camp Rucker, Tennessee, Florida State, Samford, Georgia, Mercer, Alabama, Georgia Tech, Florida, and Georgia Tech.

1954 • 17-5, 8-5 SEC. Head Coach: Dick McGowen (1951-57). Player stats table with columns: Player, AVG, GP, AB, R, H, 2B, 3B, HR, RBI, BB, SO. Includes totals for Auburn and opponents.





YEAR-BY-YEAR RESULTS & TEAM STATS

SEC CHAMPIONS SEC EAST CHAMPIONS

Table with columns: Date, Opponent, Score, W/L. Lists game results from 3/20 to 5/15.

1958 • 17-8, 12-3 SEC Head Coach: Joe Connally (1958)

Player statistics table for 1958. Columns include Player, AVG, GP, AB, R, H, 2B, 3B, HR, RBI, SB. Includes totals for batting and pitching.

SEC CHAMPIONS SEC EAST CHAMPIONS

Table with columns: Date, Opponent, Score, W/L. Lists game results from 3/15 to 5/14.

1959 • 15-11-1, 8-4 SEC Head Coach: Erk Russell (1959-62)

Player statistics table for 1959. Columns include Player, AVG, GP, AB, R, H, 2B, 3B, HR, RBI, SB. Includes totals for batting and pitching.

SEC CHAMPIONS SEC EAST CHAMPIONS

Table with columns: Date, Opponent, Score, W/L. Lists game results from 3/21 to 5/14.

1960 • 15-8, 10-6 SEC Head Coach: Erk Russell (1959-62)

Player statistics table for 1960. Columns include Player, AVG, GP, AB, R, H, 2B, 3B, HR, RBI, SB. Includes totals for batting and pitching.





YEAR-BY-YEAR RESULTS & TEAM STATS

SEC EAST CHAMPIONS

Table with columns: Date, Opponent, Score, W/L. Lists game results from 3/17 to 5/16, including opponents like Huntingtondon, Vanderbilt, Georgia, and Florida State.

1964 • 21-7, 13-5 SEC
Head Coach: Paul Nix (1963-84)

Player statistics for 1964. Columns include Player, AVG, AB, R, H, 2B, 3B, HR, RBI, SB. Lists players like Jimmy Barfield, Ovis Biob, Ronnie Baynes, and totals for the team.

SEC EAST CHAMPIONS

Table with columns: Date, Opponent, Score, W/L. Lists game results from 3/19 to 5/8, including opponents like Kentucky, Tennessee, Georgia, and Florida State.

1965 • 13-7, 10-3 SEC
Head Coach: Paul Nix (1963-84)

Player statistics for 1965. Columns include Player, AVG, AB, R, H, 2B, 3B, HR, RBI, SB. Lists players like Frank Fryer, Dink Hoire, Pete McKenzie, and totals for the team.

SEC EAST CHAMPIONS

Table with columns: Date, Opponent, Score, W/L. Lists game results from 3/18 to 5/18, including opponents like Vanderbilt, Mississippi State, Ole Miss, and Florida State.

1966 • 14-12, 6-7 SEC
Head Coach: Paul Nix (1963-84)

Player statistics for 1966. Columns include Player, AVG, AB, R, H, 2B, 3B, HR, RBI, SB. Lists players like Frank Fryer, Scohy Long, Pete McKenzie, and totals for the team.

@ FSU Tournament (Tallahassee, FL)





YEAR-BY-YEAR RESULTS & TEAM STATS

Table with columns: Date, Opponent, Score, W/L. Includes titles: COLLEGE WORLD SERIES, SEC CHAMPIONS, SEC EAST CHAMPIONS, DISTRICT 3 REGIONAL CHAMPS.

Table with columns: Date, Opponent, Score, W/L. Includes games from 3/14 to 5/3.

Table with columns: Date, Opponent, Score, W/L. Includes games from 3/14 to 5/10.

1967 • 32-10, 15-2 SEC Head Coach: Paul Nix (1963-84)

Player statistics table for 1967. Columns: Player, AVG, AB, R, H, 2B, 3B, HR, RBI, BB, SB.

Player statistics table for 1967. Columns: Player, FRA, W-L, APP, CG, IP, H, R, ER, BB, SO.

Results table for 1967. Columns: Date, Opponent, Score, W/L. Includes games from 4/17 to 5/16.

1968 • 22-12, 9-6 SEC Head Coach: Paul Nix (1963-84)

Player statistics table for 1968. Columns: Player, AVG, AB, R, H, 2B, 3B, HR, RBI, BB, SB.

Player statistics table for 1968. Columns: Player, FRA, W-L, IP, H, R, ER, BB, SO.

Results table for 1968. Columns: Date, Opponent, Score, W/L. Includes games from 5/4 to 5/14.

1969 • 20-17, 7-10 SEC Head Coach: Paul Nix (1963-84)

Player statistics table for 1969. Columns: Player, AVG, AB, R, H, 2B, 3B, HR, RBI, BB, SB.

Player statistics table for 1969. Columns: Player, FRA, W-L, IP, H, R, ER, BB, SO.

Results table for 1969. Columns: Date, Opponent, Score, W/L. Includes games from 5/12 to 5/24.



YEAR-BY-YEAR RESULTS & TEAM STATS

Table with columns: Date, Opponent, Score, W/L. Rows include games against West Virginia, Southern Illinois (NO), Loyola (N.O.), Tennessee, Vanderbilt, and Loyola (N.O.) from 3/9 to 4/14.

1970 • 17-16, 9-6 SEC
Head Coach: Paul Nix (1963-84)
Player AVG AB R H 2B 3B HR RBI BB
Player ERA W-L IP H R ER BB SO

Table with columns: Date, Opponent, Score, W/L. Rows include games against Loyola (N.O.), Georgia, Georgia [10], Alabama, Kentucky, Mercer, Florida, Florida [11], Georgia [13], Georgia [11], Mercer [11], Florida State, Florida State, South Alabama, South Alabama from 4/15 to 5/23.

Table with columns: Date, Opponent, Score, W/L. Rows include games against Miami, Ohio (I), Navy (I), Miami, Ohio (I), Cincinnati (I), Western Michigan (I), Jacksonville (I), Western Michigan (I), Miami, Ohio (I), Tennessee, West Georgia, South Alabama, South Alabama, Florida, Florida, Kentucky, Kentucky, Florida State, Florida State, Georgia, Georgia, Mercer, Alabama, Florida, Florida, Vanderbilt, Vanderbilt, Vanderbilt from 3/19 to 5/1.

1971 • 23-16, 9-7 SEC
Head Coach: Paul Nix (1963-84)
Player AVG AB R H 2B 3B HR RBI SB
Player ERA W-L IP H R ER BB SO
TOTALS 3.03 1225 242 371 67 8 32 223 101

Table with columns: Date, Opponent, Score, W/L. Rows include games against Atlanta Baptist, Alabama, Georgia, Georgia, Florida State, South Alabama, South Alabama from 5/3 to 5/22.

Table with columns: Date, Opponent, Score, W/L. Rows include games against Auburn-Peay, Auburn-Peay, West Georgia, Jax-Ville State, West Georgia, Florida State, Florida, Florida, Alabama, Alabama, Kentucky, Kentucky, Mercer, Atlanta Baptist, Georgia, Jacksonville, Jacksonville, Florida, Florida, Alabama, Atlanta Baptist, Vanderbilt, Vanderbilt, Vanderbilt, Georgia, Georgia from 3/16 to 5/6.

1972 • 18-17, 7-6 SEC
Head Coach: Paul Nix (1963-84)
Player AVG AB R H 2B 3B HR RBI SB
Player ERA W-L IP H R ER BB SO
TOTALS 3.15 17-17 303.0 305 174 106 106 186

Table with columns: Date, Opponent, Score, W/L. Rows include games against Mercer, Florida State, Florida State, South Alabama, South Alabama from 5/15 to 5/20.





YEAR-BY-YEAR RESULTS & TEAM STATS

- COLLEGE WORLD SERIES •
• SEC CHAMPIONS •
• SEC WEST CHAMPIONS •
• SOUTH REGIONAL CHAMPIONS •

Table with columns: Date, Opponent, Score, W/L. Rows include games against Houston, Troy State, North Alabama, Notre Dame, Ole Miss, Ohio, and Jaxville State.

1976 • 37-15, 12-7 SEC Head Coach: Paul Nix (1963-84)

Player statistics table for 1976. Columns: Player, AVG, GP, AB, R, H, 2B, 3B, HR, RBI, BB, SO, SH/FF, SB. Includes totals for opponents.

Player statistics table for 1976. Columns: Player, ERA, W-L, APP, GS, CG, SHO, IP, H, R, ER, BB, SO. Includes totals for opponents.

Year-by-year results table for 1976. Columns: Date, Opponent, Score, W/L. Rows include games against Jaxville State, LSU, New Orleans, Ole Miss, Mercer, Mississippi State, and Kentucky.

Table with columns: Date, Opponent, Score, W/L. Rows include games against Jacksonville, Valdosta State, Mercer, Middle Tenn. St., Marshall, Austin Peay, Mississippi State, Ohio, LSU, Ole Miss, Georgia Tech, Livingston, Alabama, and Georgia.

1977 • 28-18, 11-9 SEC Head Coach: Paul Nix (1963-84)

Player statistics table for 1977. Columns: Player, AVG, GP, AB, R, H, 2B, 3B, HR, RBI, BB, SO, SH/FF, SB. Includes totals for opponents.

Player statistics table for 1977. Columns: Player, ERA, W-L, APP, GS, CG, SHO, IP, H, R, ER, BB, SO. Includes totals for opponents.

Year-by-year results table for 1977. Columns: Date, Opponent, Score, W/L. Rows include games against South Alabama, Troy State, Valdosta State, Mississippi State, Florida State, Jacksonville, Columbus Col., LSU, Columbus College, South Alabama, Ole Miss, Georgia Tech, and Alabama.

Table with columns: Date, Opponent, Score, W/L. Rows include games against Ga. Southwest, Huntingtondon, Alabama, LSU, Fairfield, Livingston, Ole Miss, Memphis State, Memphis, and South Alabama.

1978 • 33-21, 15-8 SEC Head Coach: Paul Nix (1963-84)

Player statistics table for 1978. Columns: Player, AVG, GP, AB, R, H, 2B, 3B, HR, RBI, BB, SO, SH/FF, SB. Includes totals for opponents.

Player statistics table for 1978. Columns: Player, ERA, W-L, APP, GS, CG, SHO, IP, H, R, ER, BB, SO, WP, HBP. Includes totals for opponents.

Year-by-year results table for 1978. Columns: Date, Opponent, Score, W/L. Rows include games against South Alabama, Jaxville State, Troy State, Mississippi State, Georgia Tech, Ole Miss, Mercer, Alabama, Memphis, North Carolina, and Memphis.

No Hit & SHO: 1 by Humphries (LSU) SAVE: 4 by Roney, 1 by Humphries, Burton, Deriso & Shifflett



YEAR-BY-YEAR RESULTS & TEAM STATS

Table with columns: Date, Opponent, Score, W/L. Rows include games from 2/26 to 4/21.

1979 • 21-21, 7-14 SEC. Head Coach: Paul Nix (1963-84). Player stats table with columns: Player, AVG, GP, AB, R, H, 2B, 3B, HR, RBI, BB, SO, SH/SF, SB.

Continuation of 1979 season results with columns: Date, Opponent, Score, W/L. Rows include games from 4/22 to 5/15.

• SEC WEST CHAMPIONS • Table with columns: Date, Opponent, Score, W/L. Rows include games from 2/28 to 4/16.

1980 • 27-24, 15-8 SEC. Head Coach: Paul Nix (1963-84). Player stats table with columns: Player, AVG, GP, AB, R, H, 2B, 3B, HR, RBI, BB, SO, SH/SF, SB.

Continuation of 1980 season results with columns: Date, Opponent, Score, W/L. Rows include games from 4/17 to 5/13.

Table with columns: Date, Opponent, Score, W/L. Rows include games from 3/1 to 4/11.

1981 • 27-27, 7-16 SEC. Head Coach: Paul Nix (1963-84). Player stats table with columns: Player, AVG, GP, AB, R, H, 2B, 3B, HR, RBI, BB, SO, SH/SF, SB.

Continuation of 1981 season results with columns: Date, Opponent, Score, W/L. Rows include games from 4/12 to 5/11.



YEAR-BY-YEAR RESULTS & TEAM STATS

Table with columns: Date, Opponent, Score, W/L. Rows include games from 3/3 to 4/18.

1982 • 27-20-1 8-13 SEC Head Coach: Paul Nix (1963-84). Player stats table with columns: Player, AVG, GP, AB, R, H, 2B, 3B, HR, RBI, BB, SO, SH/SE, SB.

Table with columns: Date, Opponent, Score, W/L. Rows include games from 4/20 to 5/12.

Table with columns: Date, Opponent, Score, W/L. Rows include games from 2/23 to 4/19.

1983 • 16-34 4-18 SEC Head Coach: Paul Nix (1963-84). Player stats table with columns: Player, AVG, GP, AB, R, H, 2B, 3B, HR, RBI, BB, SO, SAC, SB-ATT.

Table with columns: Date, Opponent, Score, W/L. Rows include games from 4/20 to 5/11.

Table with columns: Date, Opponent, Score, W/L. Rows include games from 2/23 to 4/8.

1984 • 27-24 8-14 SEC Head Coach: Paul Nix (1963-84). Player stats table with columns: Player, AVG, GP, AB, R, H, 2B, 3B, HR, RBI, BB, HBP, SO, SH/SE, SB-ATT.

Table with columns: Date, Opponent, Score, W/L. Rows include games from 4/10 to 5/5.





YEAR-BY-YEAR RESULTS & TEAM STATS

Table with columns: Date, Opponent, Score, W/L. Lists game results from 2/23 to 4/4.

1985 • 30-22, 11-12 SEC Head Coach: Hal Baird (1985-2000). Player stats table with columns: Player, AVG, GP, AB, R, H, 2B, 3B, HR, RBI, TB, BB, HBP, SO, SH/SE, SB-ATT.

Opponent results for 1985 season, listing opponent names and scores.

Table with columns: Date, Opponent, Score, W/L. Lists game results from 2/26 to 4/5.

1986 • 31-24, 15-14 SEC Head Coach: Hal Baird (1985-2000). Player stats table with columns: Player, AVG, GP, AB, R, H, 2B, 3B, HR, RBI, TB, SIG, BB, HBP, SO, SH/SE, SB-ATT.

Opponent results for 1986 season, listing opponent names and scores.

Table with columns: Date, Opponent, Score, W/L. Lists game results from 2/18 to 4/11.

1987 • 42-18, 20-11 SEC Head Coach: Hal Baird (1985-2000). Player stats table with columns: Player, AVG, GP, AB, R, H, 2B, 3B, HR, RBI, TB, SIG, BB, HBP, SO, SH/SE, SB-ATT.

Opponent results for 1987 season, listing opponent names and scores.



YEAR-BY-YEAR RESULTS & TEAM STATS

Table with columns: Date, Opponent, Score, W/L. Rows include games from 2/12 to 3/30 against various opponents like Western Carolina, Clemson, and Ole Miss.

1988 • 39-16, 16-10 SEC Head Coach: Hal Baird (1985-2000). Player statistics table with columns: Player, AVG, GP/S, AB, R, H, 2B, 3B, HR, RBI, TB, SLG, BB, HR, SO, OBP%, SH/SE, SB/AT. Includes totals and opponents.

Year-by-year results table with columns: Year, Opponent, Score, W/L. Rows include games from 3/31 to 5/13 against opponents like Rider, Jaxville State, and various SEC teams.

• SEC TOURNAMENT CHAMPIONS • ATLANTIC REGIONAL • Table with columns: Date, Opponent, Score, W/L. Rows include tournament games from 2/10 to 4/5.

1989 • 44-20, 12-12 SEC Head Coach: Hal Baird (1985-2000). Player statistics table with columns: Player, AVG, GP/S, AB, R, H, 2B, 3B, HR, RBI, TB, SLG, BB, HR, SO, OBP%, SH/SE, SB/AT. Includes totals and opponents.

Year-by-year results table with columns: Year, Opponent, Score, W/L. Rows include games from 4/12 to 5/27 against opponents like B'ham-Southern, Samford, and various SEC teams.

Table with columns: Date, Opponent, Score, W/L. Rows include games from 2/10 to 3/31 against opponents like Western Caro., Clemson, and LSU.

1990 • 34-24, 13-13 SEC Head Coach: Hal Baird (1985-2000). Player statistics table with columns: Player, AVG, GP/S, AB, R, H, 2B, 3B, HR, RBI, TB, SLG, BB, HR, SO, OBP%, SH/SE, SB/AT. Includes totals and opponents.

Year-by-year results table with columns: Year, Opponent, Score, W/L. Rows include games from 3/31 to 5/19 against opponents like LSU, LAGRANGE COL., and various SEC teams.





YEAR-BY-YEAR RESULTS & TEAM STATS

Table with columns: Date, Opponent, Score, W/L. Rows include games against Western Caro., West Florida, Western Caro., West Florida, Clemson, etc.

1991 - 35-24, 14-12 SEC. Head Coach: Hal Baird (1985-2000). Player stats table with columns: Player, AVG, GP/S, AB, R, H, 2B, 3B, HR, RBI, TB, SLG, BB, SO, ORB%, SH/SE, SB-ATT.

Opponent results table with columns: Opponent, Score, W/L. Rows include SAMFORD, Mississippi State, Florida, etc.

Table with columns: Date, Opponent, Score, W/L. Rows include games against West Florida, Bery College, Jax'ville State, Troy State, Clemson, etc.

1992 - 30-25, 10-14 SEC. Head Coach: Hal Baird (1985-2000). Player stats table with columns: Player, AVG, GP/S, AB, R, H, 2B, 3B, HR, RBI, TB, SLG, BB, SO, ORB%, SH/SE, SB-ATT.

Opponent results table with columns: Opponent, Score, W/L. Rows include South Carolina, Alabama (D), Samford, etc.

MIDWEST REGIONAL. Table with columns: Date, Opponent, Score, W/L. Rows include games against Georgia Tech, Pepperdine, Central Florida, etc.

1993 - 40-23, 17-11 SEC. Head Coach: Hal Baird (1985-2000). Player stats table with columns: Player, AVG, GP/S, AB, R, H, 2B, 3B, HR, RBI, TB, SLG, BB, SO, ORB%, SH/SE, SB-ATT.

Opponent results table with columns: Opponent, Score, W/L. Rows include South Carolina, UAB, West Georgia, etc.



YEAR-BY-YEAR RESULTS & TEAM STATS

• COLLEGE WORLD SERIES •
• EAST REGIONAL CHAMPIONS •

Table with columns: Date, Opponent, Score, W/L. Lists game results from 2/18 to 4/17.

1994 • 44-21, 16-13 SEC
Head Coach: Hal Baird (1985-2000)

Player statistics table for 1994 season. Columns include AVG, GP/S, AB, R, H, 2B, 3B, HR, RBI, TB, SLG, BB, HB, SO, GDP, ORB%, SH/SE, SB-AT.

Player statistics table for 1994 season. Columns include ERA, W-L, G/S, CG, SHO, SV, IP, H, R, ER, BB, SO, 2B, 3B, HR, BF, Avg, WP, HB, BK.

Table with columns: Date, Opponent, Score, W/L. Lists game results from 4/19 to 6/6.

@ Winn-Dixie (New Orleans, LA-2nd); # SEC West 1m. (Oxford, MS-2nd); ! East Regional (Clemson, SC-1st); * CWS (Omaha, NE-17th)

• SEC WEST CHAMPIONS •
• MIDWEST II REGIONAL •

Table with columns: Date, Opponent, Score, W/L. Lists game results from 2/18 to 4/8.

1995 • 50-13, 19-8 SEC
Head Coach: Hal Baird (1985-2000)

Player statistics table for 1995 season. Columns include AVG, GP/S, AB, R, H, 2B, 3B, HR, RBI, TB, SLG, BB, HB, SO, GDP, ORB%, SH/SE, SB-AT.

Player statistics table for 1995 season. Columns include ERA, W-L, G/S, CG, SHO, SV, IP, H, R, ER, BB, SO, 2B, 3B, HR, BF, Avg, WP, HB, BK.

Table with columns: Date, Opponent, Score, W/L. Lists game results from 4/9 to 5/28.

@ Coca-Cola Classic (Mobile, AL-1st); # SEC West 1m. (Starkville, MS-4th); ! MW II Reg. (Okla. City, OK-2nd)



YEAR-BY-YEAR RESULTS & TEAM STATS

SEC TOURNAMENT CHAMPIONS - NCAA ATLANTIC II REGIONAL

Table of game results for 1998 season, including opponent, score, and W/L record.

1998 - 46-18, 14-12 SEC Head Coach: Hal Baird (1985-2000)

Team statistics for 1998 season, including AVG, GP/S, AB, R, H, 2B, 3B, HR, RBI, TR, SLG, BB, HR, SO, GDP, ORB%, SH/FF, SB-AT.

Player statistics for 1998 season, including FRA, W-L, G/S, CG, SHO, SV, IP, H, R, ER, BB, SO, 2B, 3B, HR, BF, Avg, WP, HB, BK.

Opponent statistics for 1998 season, including team name, record, and various performance metrics.

* Olive Garden Classic (Kissimmee, FL); # SEC Tourn. (Columbus, GA); ! East Regional (Tallahassee, FL)

AUBURN REGIONAL CHAMPIONS - TALLAHASSEE SUPER REGIONAL

Table of game results for 1999 season, including opponent, score, and W/L record.

1999 - 46-19, 18-12 SEC Head Coach: Hal Baird (1985-2000)

Team statistics for 1999 season, including AVG, GP/S, AB, R, H, 2B, 3B, HR, RBI, TR, SLG, BB, HR, SO, GDP, ORB%, SH/FF, SB-AT.

Player statistics for 1999 season, including FRA, W-L, G/S, CG, SHO, SV, IP, H, R, ER, BB, SO, 2B, 3B, HR, BF, Avg, WP, HB, BK.

Opponent statistics for 1999 season, including team name, record, and various performance metrics.

* Disney ACC Blast (Orlando, FL); @ Blue-Gray Classic (Montgomery); # SEC Tourn. (Hoover, AL); ! Regional (Auburn, AL-1st); \$ Super Regional (Tallahassee, FL-2nd)





YEAR-BY-YEAR RESULTS & TEAM STATS

Table with columns: Date, Opponent, Score, W/L. Rows include TUSCALOOSA REGIONAL games from 2/8 to 4/12.

2002 • 34-26, 15-15 SEC. Head Coach: Steve Kentroe (2001-2004). Player stats table with columns: Player, AVG, GP/5, AB, R, H, 2B, 3B, HR, RBI, TR, SLG, BB, SO, GDP, ORB%, SH/SE, SB-AT.

Year-by-year results table with columns: Date, Opponent, Score, W/L. Rows include games from 4/13 to 6/1.

Table with columns: Date, Opponent, Score, W/L. Rows include AUBURN REGIONAL games from 2/7 to 4/5.

2003 • 42-21, 18-12 SEC. Head Coach: Steve Kentroe (2001-2004). Player stats table with columns: Player, AVG, GP/5, AB, R, H, 2B, 3B, HR, RBI, TR, SLG, BB, SO, GDP, ORB%, SH/SE, SB-AT.

Year-by-year results table with columns: Date, Opponent, Score, W/L. Rows include games from 4/6 to 6/1.





YEAR-BY-YEAR RESULTS & TEAM STATS

Table with columns: Date, Opponent, Score, W/L. Lists game results from 2/3 to 4/9.

2006 • 22-34, 9-21 SEC Head Coach: Tom Slater (2005-2008). Player statistics table with columns: Player, AVG, GP/S, AB, R, H, 2B, 3B, HR, RBI, TB, SLG, BB, HB, SO, GDP, ORB%, SH/SE, SB-AT.

Summary statistics for 2006 season, including totals and opponents for various categories like AVG, GP/S, AB, R, H, 2B, 3B, HR, RBI, TB, SLG, BB, HB, SO, GDP, ORB%, SH/SE, SB-AT.

Table with columns: Date, Opponent, Score, W/L. Lists game results from 2/9 to 4/8.

2007 • 31-25, 10-20 SEC Head Coach: Tom Slater (2005-2008). Player statistics table with columns: Player, AVG, GP/S, AB, R, H, 2B, 3B, HR, RBI, TB, SLG, BB, HB, SO, GDP, ORB%, SH/SE, SB-AT.

Summary statistics for 2007 season, including totals and opponents for various categories like AVG, GP/S, AB, R, H, 2B, 3B, HR, RBI, TB, SLG, BB, HB, SO, GDP, ORB%, SH/SE, SB-AT.

@ Coca-Cola Classic (Mobile, Ala.)





YEAR-BY-YEAR RESULTS & TEAM STATS

Table with columns: Date, Opponent, Score, W/L. Lists game results from 2/22 to 4/11.

2008 • 28-28, 11-19 SEC Head Coach: Tom Sliter (2005-2008) Player statistics including AVG, GP/S, AB, R, H, 2B, 3B, HR, RBI, TR, SLG, BB, HB, SO, GDP, ORB%, SH/SE, SB-AT.

Summary statistics for 2008 season, including totals for AVG, G/GS, CG, SHO, SV, IP, H, R, ER, BB, SO, 2B, 3B, HR, BF, Avg, WP, HB, BK.

Table with columns: Date, Opponent, Score, W/L. Lists game results from 2/20 to 4/12.

2009 • 31-25, 11-19 SEC Head Coach: John Pawlowski (2009-13) Player statistics including AVG, GP/S, AB, R, H, 2B, 3B, HR, RBI, TR, SLG, BB, HB, SO, GDP, ORB%, SH/SE, SB-AT.

Summary statistics for 2009 season, including totals for AVG, G/GS, CG, SHO, SV, IP, H, R, ER, BB, SO, 2B, 3B, HR, BF, Avg, WP, HB, BK.



YEAR-BY-YEAR RESULTS & TEAM STATS

SEC WEST CHAMPIONS
AUBURN REGIONAL

Table with columns: Date, Opponent, Score, W/L. Lists game results from 2/19 to 4/14.

2010 - 43-21, 20-10 SEC Head Coach: John Pawlowski (2009-13). Player stats table with columns: Player, AVG, GP/5, AB, R, H, 2B, 3B, HR, RBI, TR, SLG, BB, HR, SO, GDP, ORB%, SH/SE, SB-AT.

Game results table with columns: Date, Opponent, Score, W/L. Lists game results from 4/16 to 6/7.

Table with columns: Date, Opponent, Score, W/L. Lists game results from 2/18 to 4/22.

2011 - 29-29, 14-16 SEC Head Coach: John Pawlowski (2009-13). Player stats table with columns: Player, AVG, GP/5, AB, R, H, 2B, 3B, HR, RBI, TR, SLG, BB, HR, SO, GDP, ORB%, SH/SE, SB-AT.

Game results table with columns: Date, Opponent, Score, W/L. Lists game results from 4/23 to 5/26.





YEAR-BY-YEAR RESULTS & TEAM STATS

Table with columns: Date, Opponent, Score, W/L. Lists game results from 2/14 to 4/11.

2014 • 28-28, 10-20 SEC. Head Coach: Sunny Galloway (2014-present). Player stats table with columns: Player, AVG, GP/S, AB, R, H, 2B, 3B, HR, RBI, TB, SLG, BB, HB, SO, GDP, ORB%, SH/SE, SB-AT. Includes totals and opponents.

Table with columns: Date, Opponent, Score, W/L. Lists game results from 4/12 to 5/17.

* - Snowbird Classic (Part Charlotte, Fla.)
! - Tiger Classic (Auburn, Ala.)
*SEC Game / Home games in ALL





AUBURN ON TV

DATE	OPPONENT	SCORE	W-L	SITE	NETWORK
4/14/86	KENTUCKY	5-4	W	AUBURN	ESPN
4/10/88	at Florida	12-7	W	at Gainesville, Fla.	SportsChannel
3/18/89	GEORGIA	6-8	L	AUBURN	SportsChannel
3/25/89	at Miss. State (Gm. 1)	0-7	L	Starkville, Miss.	SportsChannel
3/26/89	at Miss. State	5-11	L	Starkville, Miss.	ESPN
5/13/89	LSU	8-5	W	Gainesville, Fla. (SEC)	SportsChannel
	at Florida	4-2	W	Gainesville, Fla. (SEC)	SportsChannel
5/14/89	Georgia	2-1	W	Gainesville, Fla. (SEC)	SportsChannel
5/22/89	at Florida State	6-7	L	Tallahassee, Fla. (NCAA)	Sunshine
3/31/90	at LSU (Gm. 1)	6-12	L	Baton Rouge, La.	HSE
	at LSU (Gm. 2)	6-5	W	Baton Rouge, La.	HSE
4/1/90	at LSU	17-7	W	Baton Rouge, La.	HSE
4/21/90	ALABAMA	7-6	W	AUBURN	SportsChannel
5/5/90	at Florida	7-8	L	Gainesville, Fla.	SportsChannel
4/20/91	at Alabama (Gm. 1)	19-11	W	Tuscaloosa, Ala.	SportsChannel
5/18/91	Miss. State	0-1	L	Baton Rouge, La. (SEC)	SportsChannel
3/21/92	at Florida (Gm. 1)	2-4	L	Gainesville, Fla.	SportsChannel
3/22/92	at Florida	1-2	L	Gainesville, Fla.	SportsChannel
4/17/93	ARKANSAS (Gm. 1)	7-8	L	AUBURN	JP/SportSouth
	ARKANSAS (Gm. 2)	6-1	W	AUBURN	JP/SportSouth
5/8/93	at LSU (Gm. 1)	2-21	L	Baton Rouge, La.	HSE
4/9/94	VANDERBILT	20-7	W	AUBURN	JP/SportSouth
4/16/94	at Arkansas	6-3	W	Fayetteville, Ark.	JP/SportSouth
6/4/94	Oklahoma	4-5	L	Omaha, Neb. (CWS)	ESPN2
6/6/94	Miami	5-7	L	Omaha, Neb. (CWS)	ESPN
3/16/96	at Tennessee	10-5 [10]	W	Knoxville, Tenn.	SportSouth
4/6/96	FLORIDA	10-7	W	AUBURN	SportsChannel
4/7/96	FLORIDA	5-6	L	AUBURN	SportsChannel
5/4/96	LSU	0-6	L	AUBURN	SportSouth
3/15/97	TENNESSEE	16-4	W	AUBURN	Fox Sport South
4/12/97	ALABAMA (Gm. 1)	13-8	W	AUBURN	Fox Sport South
5/30/97	Stanford	3-8	L	Omaha, Neb. (CWS)	ESPN
6/1/97	Rice	10-1	W	Omaha, Neb. (CWS)	ESPN2
6/3/97	Stanford	4-11	L	Omaha, Neb. (CWS)	ESPN
5/2/98	KENTUCKY	14-3	W	AUBURN	Fox Sport South
5/16/98	Alabama (Game 1)	3-4	L	Hoover, Ala. (SEC)	Fox Sport South
5/17/98	Arkansas	7-5	W	Hoover, Ala. (SEC)	Fox Sport South
5/24/98	Florida State	10-16	L	Tallahassee, Fla. (NCAA)	Sunshine
1/29/99	Georgia Tech	17-12	W	Orlando, Fla.	FSN South
2/5/99	UNC Asheville	7-1	W	AUBURN	ACN
2/16/99	TROY STATE	5-12	L	AUBURN	ACN
2/19/99	M. TENNESSEE ST.	8-2	W	AUBURN	ACN
3/2/99	DAVIDSON	16-0	W	AUBURN	ACN
3/9/99	VCU	7-2	W	AUBURN	ACN
3/10/99	VCU	12-4	W	AUBURN	ACN
3/26/99	ALABAMA	15-4	W	AUBURN	ACN
3/28/99	ALABAMA	4-10	L	AUBURN	ACN
4/2/99	Miss. State	3-13	L	Starkville, Miss.	ACN
4/6/99	UAB	17-5	W	AUBURN	ACN
4/9/99	TENNESSEE	19-13	W	AUBURN	ACN
4/10/99	TENNESSEE	6-3	W	AUBURN	FSN South
4/11/99	TENNESSEE	16-4	W	AUBURN	ACN
5/2/99	LSU	2-11	L	Baton Rouge, La.	ACN
5/16/99	GEORGIA	13-2	W	AUBURN	ACN
5/19/99	LSU	6-2	W	Hoover, Ala. (SEC)	ACN
5/20/99	Arkansas	3-2	W	Hoover, Ala. (SEC)	ACN
5/22/99	Arkansas	5-9	L	Hoover, Ala. (SEC)	FSN South
5/22/99	Arkansas	6-9	L	Hoover, Ala. (SEC)	ACN
5/28/99	NC STATE	9-7	W	AUBURN (NCAA)	ACN
5/29/99	WINTHROP	8-6	W	AUBURN (NCAA)	ACN
5/30/99	TULANE	5-7	L	AUBURN (NCAA)	ACN
5/30/99	TULANE	13-9	W	AUBURN (NCAA)	ACN
2/29/00	TROY STATE	14-7	W	AUBURN	CSSE
3/7/00	DAVIDSON	10-5	W	AUBURN	CSSE
3/26/00	GEORGIA	9-8 (10)	W	AUBURN	CSSE
3/31/00	LSU	11-18	L	AUBURN	CSSE
4/2/00	LSU	10-12	L	AUBURN	Guarantee
4/4/00	MERCER	19-2	W	AUBURN	CSSE
4/23/00	VANDERBILT	10-8	W	AUBURN	CSSE
4/29/00	Florida	11-8 (10)	W	Gainesville, Fla.	Sunshine
5/5/00	Alabama	2-3	L	Tuscaloosa, Ala.	CSSE
5/6/00	Alabama	6-3	W	Tuscaloosa, Ala.	FSN South
5/7/00	Alabama	4-13	L	Tuscaloosa, Ala.	CSSE
5/13/00	MISS. STATE	9-10	L	AUBURN	FSN South
5/17/00	Florida	2-7	L	Hoover, Ala. (SEC)	CSSE
5/18/00	South Carolina	4-11	L	Hoover, Ala. (SEC)	CSSE

DATE	OPPONENT	SCORE	W-L	SITE	NETWORK
3/16/01	OLE MISS	8-10	L	AUBURN	CSSE
3/18/01	OLE MISS	5-6 [11]	L	AUBURN	CSSE
3/27/01	Troy State	5-0	W	Montgomery, Ala.	CSSE
4/1/01	TENNESSEE	7-2	W	AUBURN	CSSE
4/10/01	SAMFORD	6-5	W	AUBURN	CSSE
4/20/01	ALABAMA	5-4 [11]	W	AUBURN	CSSE
4/21/01	ALABAMA	7-5	W	AUBURN	FSN South
4/22/01	ALABAMA	10-5	W	AUBURN	CSSE
5/4/01	FLORIDA	5-2	W	AUBURN	Sunshine
5/6/01	FLORIDA	2-5	L	AUBURN	Sunshine/CSSE
5/11/01	LSU	5-20	L	Baton Rouge, La.	CSSE
5/13/01	LSU	9-7	W	Baton Rouge, La.	Guarantee
5/16/01	Georgia	4-8	L	Hoover, Ala. (SEC)	CSSE
5/17/01	South Carolina	4-5	L	Hoover, Ala. (SEC)	CSSE
3/31/02	Florida	1-6	L	Gainesville, Fla.	Sunshine
4/7/02	LSU	5-9	L	AUBURN	Jumbo/CSS
4/9/02	GEORGIA TECH	5-9	L	AUBURN	FSN South
4/12/02	Ole Miss	10-3	W	Oxford, Miss.	CSS
4/13/02	Ole Miss	1-2	L	Oxford, Miss.	FSN South
4/26/02	Alabama	6-8	L	Tuscaloosa, Ala.	CSS
4/27/02	Alabama	5-6	L	Tuscaloosa, Ala.	FSN South
5/22/02	LSU	1-2	L	Hoover, Ala. (SEC)	CSS
5/23/02	Arkansas	5-8	L	Hoover, Ala. (SEC)	CSS
5/31/02	Florida Atlantic	11-16	L	Tuscaloosa, Ala. (NCAA)	CSS
6/1/02	Alabama	3-6	L	Tuscaloosa, Ala. (NCAA)	CSS
3/16/03	TENNESSEE	3-2	W	AUBURN	CSS
3/18/03	Georgia Tech	7-5	W	Atlanta, Ga.	CSS
3/23/03	Kentucky	10-3	W	Lexington, Ky.	CSS
3/28/03	Georgia	4-3 [13]	W	Athens, Ga.	CSS
3/30/03	Georgia	6-7	L	Athens, Ga.	CSS
4/6/03	ALABAMA	7-6	W	AUBURN	CSS
4/13/03	Mississippi State	7-3	W	Starkville, Miss.	CSS
4/27/03	Vanderbilt	0-3	L	Nashville, Tenn.	CSS
5/3/03	FLORIDA	6-8	L	AUBURN	Sunshine
5/4/03	FLORIDA	4-3	W	AUBURN	CSS
5/9/03	LSU	5-6	L	Baton Rouge, La.	Cox
5/11/03	LSU	14-8	W	Baton Rouge, La.	CSS
5/17/03	OLE MISS	5-2	W	AUBURN	FSN South
5/18/03	OLE MISS	6-2	W	AUBURN	CSS
5/22/03	Vanderbilt	3-1	W	Hoover, Ala. (SEC)	CSS
5/23/03	Alabama	5-7	L	Hoover, Ala. (SEC)	CSS
5/24/03	South Carolina	5-1	W	Hoover, Ala. (SEC)	CSS
5/24/03	Alabama	3-13 [7]	L	Hoover, Ala. (SEC)	CSS
5/30/03	PRINCETON	5-2	W	AUBURN (NCAA)	CSS
5/31/03	OHIO STATE	5-7	L	AUBURN (NCAA)	CSS
5/31/03	CLEMSON	15-0	W	AUBURN (NCAA)	CSS
6/1/03	OHIO STATE	7-9	L	AUBURN (NCAA)	CSS
3/14/04	Clemson	9-6	W	Clemson, S.C.	CSS
3/27/04	Tennessee	6-7	L	Knoxville, Tenn.	CSS
3/28/04	Tennessee	7-3	W	Knoxville, Tenn.	CSS
3/30/04	Georgia Tech	5-20	L	Atlanta, Ga.	CSS
4/4/04	LSU	2-3	L	AUBURN	CSS
4/18/04	Alabama	0-19	L	Tuscaloosa, Ala.	CSS
4/25/04	MISSISSIPPI STATE	6-5	W	AUBURN	CSS
4/30/04	Florida	4-7	L	Gainesville, Fla.	Sunshine
5/1/04	Florida	8-11	L	Gainesville, Fla.	Sunshine
5/7/04	SOUTH CAROLINA	12-9	W	AUBURN	CSS
5/8/04	SOUTH CAROLINA	1-3	L	AUBURN	CSS
5/9/04	SOUTH CAROLINA	11-12	L	AUBURN	CSS
5/14/04	GEORGIA	2-11	L	AUBURN	CSS
5/15/04	GEORGIA	0-4	L	AUBURN	FSN
5/16/04	GEORGIA	4-3	W	AUBURN	CSS
3/19/05	TENNESSEE	7-1	W	AUBURN	CSS
4/5/05	GEORGIA TECH	2-3	L	AUBURN	CSS
4/9/05	Mississippi State	8-7	W	Starkville, Miss.	FSN
4/9/05	FLORIDA	2-4	L	AUBURN	COX
5/8/05	OLE MISS	1-9	L	AUBURN	CSS
5/13/05	Georgia	5-4	W	Athens, Ga.	CSS
5/14/05	Georgia	5-7	L	Athens, Ga.	CSS
5/22/05	ALABAMA	9-11	L	AUBURN	CSS
6/4/05	Florida State (NCAA)	3-4	L	Tallahassee, Fla.	Sunshine
6/5/05	Florida State (NCAA)	4-10	L	Tallahassee, Fla.	Sunshine
3/18/06	SOUTH CAROLINA	3-7	L	AUBURN	CSS
3/25/06	Vanderbilt	1-9	L	Nashville, Tenn.	CSS
4/22/06	Florida	1-4	L	Gainesville, Fla.	FSN
4/29/06	Alabama	7-6	W	Tuscaloosa, Ala.	CSS



AUBURN ON TV

DATE	OPPONENT	SCORE	W-L	SITE	NETWORK
4/30/06	Alabama	1-9	L	Tuscaloosa, Ala.	CSS
5/6/06	LSU	3-5	L	AUBURN	CSS/Jumbo
5/7/06	LSU	2-8	L	AUBURN	CSS/Jumbo
5/14/06	GEORGIA	4-9	L	AUBURN	CSS
3/23/07	FLORIDA	7-8 [10]	L	AUBURN	SUN
3/24/07	FLORIDA	9-12	L	AUBURN	SUN/CSS
3/25/07	FLORIDA	3-10	L	AUBURN	CSS
4/8/07	LSU	1-10	L	Baton Rouge, La.	COX
4/20/07	ALABAMA	12-5	W	AUBURN	CSS
4/21/07	ALABAMA	6-3	W	AUBURN	FSN
4/22/07	ALABAMA	4-12	L	AUBURN	CSS
5/5/07	Mississippi State	6-11	L	Starkville, Miss.	CSS
5/17/07	Kentucky	18-7	W	Lexington, Ky.	FSN
5/19/07	Kentucky	7-8	L	Lexington, Ky.	FSN
3/1/08	Florida State	3-4	L	Tallahassee, Fla.	SUN
3/16/08	Florida	2-6	L	Gainesville, Fla.	SUN/FSN
3/29/08	TENNESSEE	4-8 [11]	L	AUBURN	CSS
4/13/08	SOUTH CAROLINA	6-7	L	AUBURN	CSS
4/19/08	Vanderbilt	2-8	L	Nashville, Tenn.	CSS
4/26/08	Alabama	4-5	L	Tuscaloosa, Ala.	FSN
4/27/08	Alabama	7-17	L	Tuscaloosa, Ala.	CSS
5/15/08	LSU	4-6	L	AUBURN	CSS
5/16/08	LSU	5-15	L	AUBURN	CSS
4/18/09	South Carolina	6-4	W	Columbia, S.C.	SS
4/24/09	LSU	3-7	L	Baton Rouge, La.	CSS
4/26/09	LSU	6-7	L	Baton Rouge, La.	CSS
5/2/09	OLE MISS	2-8	L	AUBURN	CSS
5/3/09	OLE MISS	4-11	L	AUBURN	CSS
5/9/09	Kentucky	3-6	L	Lexington, Ky.	BBSN
5/10/09	Kentucky	7-5	W	Lexington, Ky.	BBSN
5/14/09	ALABAMA	3-2 [10]	W	AUBURN	CSS
5/16/09	ALABAMA	3-13	L	AUBURN	FSN
3/27/10	SOUTH CAROLINA	0-2	L	AUBURN	CSS
4/2/10	Alabama	5-10	L	Tuscaloosa, Ala.	CSS
4/9/10	LSU	10-14	L	AUBURN	CSS
4/10/10	LSU	11-7	W	AUBURN	SPSO
4/18/10	Vanderbilt	2-3	L	Nashville, Tenn.	ESPNU
4/30/10	Arkansas	4-9	L	Fayetteville, Ark.	CST
5/2/10	Arkansas	13-2	W	Fayetteville, Ark.	CST
5/26/10	Alabama	1-7	L	Hoover, Ala.	SPSO
5/27/10	South Carolina	3-1 [12]	W	Hoover, Ala.	SPSO
5/28/10	Ole Miss	7-10 [10]	L	Hoover, Ala.	FSN
3/15/11	Alabama	2-1	W	Montgomery, Ala.	CSS
4/2/11	VANDERBILT	2-11	L	AUBURN	CSS
4/5/11	Troy	6-14	L	Troy, Ala.	CSS
4/10/11	Kentucky	8-2	W	Lexington, Ky.	CSS
4/21/11	OLE MISS	6-3	W	AUBURN	ESPNU
4/23/11	OLE MISS	9-7	W	AUBURN	CSS
4/29/11	South Carolina	1-2	L	Columbia, S.C.	SPSO
4/30/11	South Carolina	2-10	L	Columbia, S.C.	SPSO
5/1/11	South Carolina	3-7	L	Columbia, S.C.	ESPN
5/14/11	ALABAMA	8-7	W	AUBURN	CSS
5/25/11	South Carolina	3-7	L	Hoover, Ala.	CSS
5/26/11	Georgia	2-3	L	Hoover, Ala.	SPSO
3/6/12	Alabama	8-3	W	Montgomery, Ala.	CSS
4/6/12	Alabama	6-10	L	Tuscaloosa, Ala.	FSSO
4/7/12	Alabama	3-4	L	Tuscaloosa, Ala.	CSS
4/13/12	Vanderbilt	4-5	L	Nashville, Tenn.	CSS
4/21/12	SOUTH CAROLINA	3-5	L	AUBURN	SPSO
5/4/12	Georgia	2-5	L	Athens, Ga.	SPSO
5/5/12	Georgia	5-6 [11]	L	Athens, Ga.	CSS
5/10/12	Arkansas	3-2 [10]	W	Fayetteville, Ark.	ESPNU
5/22/12	Florida	1-6	L	Hoover, Ala.	CSS
5/23/12	Georgia	3-2	W	Hoover, Ala.	CSS
5/24/12	South Carolina	3-5	L	Hoover, Ala.	CSS
3/16/13	Vanderbilt	1-8	L	AUBURN	SPSO
3/24/13	LSU	2-8	L	Baton Rouge, La.	CST
3/30/13	Alabama	0-2	L	AUBURN	CSS
4/18/13	Mississippi State	3-6	L	Starkville, Miss.	ESPNU
4/19/13	Mississippi State	3-1	W	Starkville, Miss.	CSS
5/4/13	Ole Miss	8-5	W	AUBURN	SPSO
5/18/13	Arkansas	11-6	W	AUBURN	CST
5/21/13	Alabama	3-6	L	Hoover, Ala.	FSN
3/22/14	Tennessee	4-2	W	Knoxville, Tenn.	CSS
3/27/14	Missouri	3-4	L	AUBURN	ESPNU
3/29/14	Missouri	7-3	W	AUBURN	SPSO

4/19/14	South Carolina-2	2-3	L
4/20/14	South Carolina	3-4	L
4/25/14	Arkansas	2-1	W
5/3/14	Mississippi State	0-3	L
5/10/14	Kentucky	8-1	W
5/11/14	Kentucky	5-6 [10]	L
5/17/14	LSU	1-8	L

AUBURN	CBSSN
AUBURN	CSS
Fayetteville, Ark.	CST
AUBURN	CSS
Lexington, Ky.	BBSN
Lexington, Ky.	BBSN
AUBURN	SPSO





YEAR-BY-YEAR STANDINGS / COACHING RECORDS

Year	Overall	Pct.	SEC	Pct.	SEC* Finish	Coach
1933			5-4	566	3rd	Sam McAllister
1934	10-8-1	.553	3-4	429	6th	Herschel Bobo/Del Morgan
1935			6-5	545	3rd	Del Morgan
1936	13-5	.727	5-5	500	13rd	Del Morgan
1937			8-1	889	1st	Del Morgan
1938			5-7	417	6th	Del Morgan
1939			10-4	714	2nd	Del Morgan
1940			4-5	444	5th	Porter Grant
1941	12-11-1		5-5	500	5th	Jimmy Hitchcock
1942	10-8		4-4	500	5th	Jimmy Hitchcock
1943	8-3		3-1	750	3rd	Bob Evans
1944			DID NOT FIELD TEAM			
1945			DID NOT FIELD TEAM			
1946			5-3	625	4th	Bob Evans
1947			11-5	688	2nd	Danny Doyle
1948			14-5	737	2nd	Danny Doyle
1949	9-10	.474	6-10	375	8th	Johnny Williamson
1950	12-13	.480	8-11	421	9th	Johnny Williamson
1951	14-11	.560	8-8	500	6th	Dick McGowen
1952	13-11-2	.519	10-8-2	579	5th	Dick McGowen
1953	9-12	.429	6-12	333	11th	Dick McGowen
1954	17-5	.773	8-5	615	4th	Dick McGowen
1955	9-16	.360	5-15	333	9th	Dick McGowen
1956	12-11	.522	9-7	563	5th	Dick McGowen
1957	16-10	.615	11-4	733	2nd	Dick McGowen
1958	17-8	.680	12-3	800	1st	Joe Connally
1959	15-11-1	.574	8-4	667	12ndE	Erk Russell
1960	15-8	.652	10-6	623	2ndE	Erk Russell
1961	14-11	.560	12-6	667	1stE	Erk Russell
1962	15-7	.682	11-5	688	2ndE	Erk Russell
1963	17-8	.680	15-3	810	1st	Paul Nix
1964	21-7	.750	13-5	722	1stE	Paul Nix
1965	13-7	.650	10-3	769	1stE	Paul Nix
1966	14-9	.560	6-7	462	4thE	Paul Nix
1967	32-10!	.762	15-2	882	1st	Paul Nix
1968	22-12	.647	9-6	600	3rdE	Paul Nix
1969	20-17	.541	7-10	412	5thE	Paul Nix
1970	17-16	.515	9-6	600	3rdE	Paul Nix
1971	23-16	.590	9-7	563	2ndE	Paul Nix
1972	18-17	.514	7-6	538	12ndE	Paul Nix
1973	20-19	.513	7-9	438	5thE	Paul Nix
1974	31-13	.705	11-6	647	2ndE	Paul Nix
1975	24-21	.533	7-9	438	14thE	Paul Nix
1976	37-15!	.712	12-7	632	1st	Paul Nix
1977	28-18	.609	11-9	550	12ndW	Paul Nix
1978	33-21	.611	15-8	652	1st#	Paul Nix
1979	21-21	.500	7-14	333	4thW	Paul Nix
1980	27-24	.529	15-8	652	1stW	Paul Nix
1981	27-27	.500	7-16	304	5thW	Paul Nix
1982	27-20-1	.573	8-13-1	386	5thW	Paul Nix
1983	16-34	.320	4-18	182	5thW	Paul Nix
1984	27-24	.529	8-14	364	4thW	Paul Nix
1985	30-22	.577	11-12	478	3rdW	Hal Baird
1986	31-24	.564	15-12	517	3rd	Hal Baird
1987	42-18	.700	18-9	667	2nd	Hal Baird
1988	39-16	.709	16-10	615	4th	Hal Baird
1989	44-20	.688	12-12	500	6th#	Hal Baird
1990	34-24	.586	13-13	500	4th	Hal Baird
1991	35-24	.593	14-12	538	5th	Hal Baird
1992	30-25	.545	10-14	417	4thW	Hal Baird
1993	40-23	.635	17-11	607	2ndW	Hal Baird
1994	44-21!	.677	16-13	552	3rdW	Hal Baird
1995	50-13	.794	19-8	704	1stW	Hal Baird
1996	32-24	.571	12-18	400	5thW	Hal Baird
1997	50-17!	.746	17-12	586	4thW	Hal Baird
1998	46-18	.719	16-12	571	3rdW#	Hal Baird
1999	46-19	.708	18-12	600	4thW	Hal Baird
2000	41-20	.672	17-13	567	3rdW	Hal Baird
2001	37-21	.638	15-15	500	4thW	Steve Renfroe
2002	34-26	.600	15-15	500	3rdW	Steve Renfroe

Year	Overall	Pct.	SEC	Pct.	SEC* Finish	Coach
2003	42-21	.667	18-12	600	2ndW	Steve Renfroe
2004	32-24	.571	12-18	400	5thW	Steve Renfroe
2005	34-26	.567	13-17	433	T-5thW	Tom Slater
2006	22-34	.393	9-21	300	6th W	Tom Slater
2007	31-25	.554	10-20	333	6th W	Tom Slater
2008	28-28	.500	11-19	367	5th W	Tom Slater
2009	31-25	.554	11-19	367	5th W	John Pawlowski
2010	43-21	.672	20-10	667	1st W	John Pawlowski
2011	29-29	.500	14-16	467	T-2nd W	John Pawlowski
2012	31-28	.525	13-17	433	5th W	John Pawlowski
2013	33-23	.589	13-17	433	7th W	John Pawlowski
2014	28-28	.500	10-20	333	7th W	Sunny Golloway

* Finish in SEC East (1959-1975) and SEC West from (1976-1985)

Won postseason SEC Tournament! NCAA College World Series

Below are Auburn's all-time end-of-season rankings (highest ranking listed)

YEAR	FINAL RANK	POLL(S)	YEAR	FINAL RANK	POLL(S)
1964	12TH	CB	1999	11TH	ESPN
1967	2ND	CB	2000	20TH	ESPN
1976	8TH	CB	2003	17TH	ESPN
1987	14TH	BA	2010	19th	BA/ESPN/NCBWA
1988	19TH	BM			
1989	17TH	BA			
1993	23RD	BA			
1994	8TH	ESPN/CB			
1995	9TH	CB/BA			
1997	5TH	BA			
1998	9TH	BA			

CB - Collegiate Baseball; BA - Baseball America; BM - Baseball Magazine; ESPN - USA Today/ESPN; NCBWA - National Collegiate Baseball Writers Association

COACHING RECORDS

(Since 1949)

VICTORIES

Coach	Years	Overall			Pct.
		W	L	T	
Hal Baird	(16) 1985-00	634	328	0	.659
Paul Nix	(22) 1963-84	515	376	0	.578
John Pawlowski	(5) 2009-13	167	126	0	.570
Steve Renfroe	(4) 2001-04	145	92	0	.612
Tom Slater	(4) 2005-08	115	113	0	.504
Dick McGowen	(7) 1951-57	90	76	2	.542
Erk Russell	(4) 1959-62	59	37	1	.613
Sunny Golloway	(1) 2014	28	28	0	.500
Johnny Williamson	(2) 1949-50	21	23	0	.477
Joe Connally	(1) 1958	17	8	0	.680

WINNING PERCENTAGE

Coach	Years	Overall			Pct.
		W	L	T	
Joe Connally	(1) 1958	17	8	0	.680
Hal Baird	(16) 1985-00	634	328	0	.659
Erk Russell	(4) 1959-62	59	37	1	.613
Steve Renfroe	(4) 2001-04	145	92	0	.612
Paul Nix	(22) 1963-84	515	376	0	.578
John Pawlowski	(5) 2009-13	167	126	0	.570
Dick McGowen	(7) 1951-57	90	76	2	.542
Tom Slater	(4) 2005-08	115	113	0	.504
Sunny Golloway	(1) 2013	28	28	0	.500
Johnny Williamson	(2) 1949-50	21	23	0	.477


GAMES COACHED

Coach	Years	Games	Overall		
			W	L	T
Hal Baird	(16) 1985-00	962	634	328	0
Paul Nix	(22) 1963-84	891	515	376	0
John Pawlowski	(5) 2009-13	293	167	126	0
Steve Renfroe	(4) 2001-04	237	145	92	0
Tom Slater	(4) 2005-08	228	115	113	0
Dick McGowen	(7) 1951-57	168	90	76	2
Erk Russell	(4) 1959-62	97	59	37	1
Sunny Golloway	(1) 2014	56	28	28	0
Johnny Williamson	(2) 1949-50	44	21	23	0
Joe Connally	(1) 1958	25	17	8	0





COLLEGE WORLD SERIES



1967

Paul Nix, 32-10

Omaha, NE 3rd

Ohio State	1-0	W
Stanford	3-6	L
Rider	4-3	W
Stanford (7 inn./rain)	3-5	L



1976

Paul Nix, 37-15

Omaha, NE t-7th

Clemson	4-9	L
Maine	8-9	L




1994

Hal Baird, 44-21

Omaha, NE t-7th

Oklahoma	4-5	L
Miami (Fla.)	5-7	L



1997

Hal Baird, 50-17

Omaha, NE t-5th

Stanford	3-8	L
Rice	10-1	W
Stanford	4-11	L

CWS LINESCORES

1967

Auburn 1, Ohio State 0 • June 12

OSU	000	000	000	-	0	5	2
AU	100	000	00X	-	1	5	3

W: Lowe (14-1), L: Boggs (4-1)

Stanford 6, Auburn 3 • June 13

AU	000	102	000	-	3	8	3
SU	310	000	20X	-	6	7	1

W: Vance (11-0), L: Blausler (5-5)

Auburn 4, Rider 3 • June 14

RC	000	011	100	-	3	10	6
AU	000	102	001	-	4	6	2

W: Lowe (15-1), L: Mischik (7-3)

Stanford 5, Auburn 3 • June 15

AU	010	001	1	-	3	7	3
SU	100	400	0	-	5	5	0

W: Hamm, L: Boverf

1976

Clemson 9, Auburn 4 • June 11

AU	000	111	001	-	4	10	2
CU	000	502	11X	-	9	10	1

W: Porter (12-0), L: Hudson (10-5)

Maine 9, Auburn 8 • June 12

AU	410	030	000	-	8	13	2
UM	230	202	00X	-	9	12	4

W: LaCasse (7-1), L: Leach (8-5)

1994

Oklahoma 9, Auburn 4 • June 4

AU	000	000	031	-	4	12	1
OU	020	100	11X	-	5	11	2

W: Redman (13-3), L: Powell (5-4)
S: Buckles (13)

Miami 7, Auburn 5 • June 6

UM	400	000	300	-	7	8	6
AU	001	012	010	-	5	12	2

W: Westfall (3-0), L: Humphreys (13-4)
S: Tessmer (3)

1997

Stanford 8, Auburn 3 • May 30

AU	000	201	000	-	3	6	3
SU	010	050	02X	-	8	12	1

W: Hutchinson (8-3), L: Hebson (11-4)
S: Austin (4)

Auburn 10, Rice 1 • June 1

RU	000	001	000	-	1	4	1
AU	014	203	00X	-	10	11	0

W: Hudson (15-2), L: Bess (3-3)

Stanford 11, Auburn 4 • June 3

SU	300	104	102	-	11	13	2
AU	004	000	000	-	4	8	3

W: Austin (5-2), L: Dunham (5-2)

AUBURN VS. CWS OPPONENTS

Maine	0-1
Clemson	0-1
Maine (Fla.)	0-1
Miami (Fla.)	0-1
Ohio State	1-0
Oklahoma	0-1
Rice	1-0
Rider	1-0
Stanford	0-4
8 Opponents	3-8



NCAA REGIONALS

REGIONAL RESULTS

Year	Opponent	Score	Result	Location
1963	West Virginia	1-2	L	Gastonia, NC
	Florida State	3-4	L	Gastonia, NC
1967	West Virginia	8-3	W	Gastonia, NC
	Florida State	13-2	W	Gastonia, NC
	Clemson	2-3	L	Gastonia, NC
	Clemson	6-5	W	Gastonia, NC
1976	Middle Tenn. St.	10-5	W	Tallahassee, FL
	Florida State	2-1	W	Tallahassee, FL
	Jacksonville	7-5	W	Tallahassee, FL
1978	Memphis State	14-10	W	Auburn, AL
	North Carolina	2-3	L	Auburn, AL
	Memphis State	5-6	L	Auburn, AL
1987	Seton Hall	22-1	W	Huntsville, AL
	Middle Tenn. St.	5-3	W	Huntsville, AL
	Seton Hall	6-15	L	Huntsville, AL
	Clemson	3-6	L	Huntsville, AL
1989	South Florida	9-3	W	Tallahassee, FL
	Clemson	14-7	W	Tallahassee, FL
	Florida State	6-7	L	Tallahassee, FL
	Clemson	1-11	L	Tallahassee, FL
1993	Arizona	9-1	W	Stillwater, OK
	Oklahoma St.	10-14	L	Stillwater, OK
	N.C. State	2-13	L	Stillwater, OK
	Virginia Tech	7-0	W	Clemson, SC
1994	Old Dominion	11-8 [10]	W	Clemson, SC
	Clemson	11-5	W	Clemson, SC
	Notre Dame	8-0	W	Clemson, SC
	Pennsylvania	2-1	W	Oklahoma City, OK
1995	Ohio State	8-6	W	Oklahoma City, OK
	Oklahoma	8-9	L	Oklahoma City, OK
	Texas	4-2	W	Oklahoma City, OK
	Oklahoma	1-3	L	Oklahoma City, OK
1997	Western Carolina	11-3	W	Tallahassee, FL
	South Florida	9-0	W	Tallahassee, FL
	Florida State	8-7	W	Tallahassee, FL
	Florida State	7-9	L	Tallahassee, FL
	Florida State	5-2	W	Tallahassee, FL
1998	Rutgers	15-17	L	Tallahassee, FL
	Liberty	3-2	W	Tallahassee, FL
	Rutgers	7-4	W	Tallahassee, FL
	Oklahoma	9-8	W	Tallahassee, FL
	Florida State	10-16	L	Tallahassee, FL
1999	N.C. State	9-7	W	Auburn, AL
	Winthrop	8-6	W	Auburn, AL
	Tulane	5-7	L	Auburn, AL
	Tulane	13-9	W	Auburn, AL
2000	Stetson	5-9	L	Atlanta, GA
	Georgia Southern	11-5	W	Atlanta, GA
	Stetson	10-13	L	Atlanta, GA
2001	Jacksonville	8-7	W	Tallahassee, FL
	Florida State	6-10	L	Tallahassee, FL
	Jacksonville	3-2	W	Tallahassee, FL
	Florida State	6-9	L	Tallahassee, FL
2002	Florida Atlantic	11-16	L	Tuscaloosa, AL
	Alabama	3-6	L	Tuscaloosa, AL
2003	Princeton	5-2	W	Auburn, AL
	Ohio State	2-6	L	Auburn, AL
	Clemson	15-0	W	Auburn, AL
	Ohio State	7-9	L	Auburn, AL
2005	South Alabama	13-5	W	Tallahassee, FL
	Florida State	3-4	L	Tallahassee, FL
	Army	12-3	W	Tallahassee, FL
	Florida State	4-10	L	Tallahassee, FL
2010	Jacksonville State	9-7	W	Auburn, AL
	Clemson	2-5	L	Auburn, AL
	Southern Miss	17-8	W	Auburn, AL
	Clemson	11-10	W	Auburn, AL
	Clemson	7-13	L	Auburn, AL

SUPER REGIONAL RESULTS

Year	Opponent	Score	Result	Location
1999	Florida State	2-10	L	Tallahassee, FL
	Florida State	3-6	L	Tallahassee, FL

REGIONAL RESULTS BY YEAR

Year	Regional	Result	W-L	Location
1963	District 3	Fourth	0-2	Gastonia, NC
1967	District 3	CHAMPIONS	3-1	Gastonia, NC
1976	South	CHAMPIONS	3-0	Tallahassee, FL
1978	South	Third	1-2	Auburn, AL
1987	South I	Third	2-2	Huntsville, AL
1989	Atlantic	Third	2-2	Tallahassee, FL
1993	Midwest	Fourth	1-2	Stillwater, OK
1994	East	CHAMPIONS	4-0	Clemson, SC
1995	Midwest II	Second	3-2	Oklahoma City, OK
1997	East	CHAMPIONS	4-1	Tallahassee, FL
1998	Atlantic II	Second	3-2	Tallahassee, FL
1999	Auburn	CHAMPIONS	3-1	Auburn, AL
2000	Atlanta	Third	1-2	Atlanta, GA
2001	Tallahassee	Second	2-2	Tallahassee, FL
2002	Tuscaloosa	Fourth	0-2	Tuscaloosa, AL
2003	Auburn	Second	2-2	Auburn, AL
2005	Tallahassee	Second	2-2	Tallahassee, FL
2010	Auburn	Second	3-2	Auburn, AL

AUBURN VS. NCAA REGIONAL OPPONENTS

Opponent	W-L
Alabama	0-1
Arizona	1-0
Army	1-0
Clemson	5-5
Florida Atlantic	0-1
Florida State	4-8
Georgia Southern	1-0
Jacksonville	3-0
Jacksonville State	1-0
Liberty	1-0
Memphis	1-1
Middle Tenn. State	2-0
North Carolina	0-1
North Carolina State	1-1
Notre Dame	1-0
Ohio State	1-2
Oklahoma	1-2
Oklahoma State	0-1
Old Dominion	1-0
Pennsylvania	1-0
Princeton	1-0
Rutgers	1-1
Seton Hall	1-1
South Alabama	1-0
South Florida	2-0
Southern Miss	1-0
Stetson	0-2
Texas	1-0
Tulane	1-1
Virginia Tech	1-0
Winthrop	1-0
Western Carolina	1-0
West Virginia	1-1
31 Opponents	39-29

AUBURN VS. NCAA SUPER REGIONAL OPPONENTS

Opponent	W-L
Florida State	0-2
1 Opponent	0-2





NCAA REGIONALS

1963 DISTRICT 3 AT GASTONIA, NC

Florida State 4, Auburn 3

Wake Forest 4, West Virginia 3

West Virginia 2, Auburn 1 (Auburn eliminated)

Florida State 12, Wake Forest 4

Wake Forest 12, West Virginia 8 (West Virginia eliminated)

Wake Forest 6, Florida State 5

Florida State 11, Wake Forest 5 (Wake Forest eliminated)

1967 DISTRICT 3 AT GASTONIA, NC

Florida State 5, Clemson 3

Auburn 8, West Virginia 3 [12]

Clemson 5, West Virginia 0 (West Virginia eliminated)

Auburn 13, Florida State 3

Clemson 6, Florida State 4 (Florida State eliminated)

Clemson 3, Auburn 2

Auburn 6, Clemson 5 [13] (Clemson eliminated)

1976 SOUTH REGIONAL AT TALLAHASSEE, FL

Auburn 10, Middle Tennessee State 5

Florida State 6, Jacksonville 1

Jacksonville 8, Middle Tennessee State 5 (MTSU eliminated)

Auburn 2, Florida State 1

Jacksonville 9, Florida State 7 (Florida State eliminated)

Auburn 7, Jacksonville 5 (Jacksonville eliminated)

1978 SOUTH REGIONAL AT AUBURN, AL

North Carolina 15, East Tennessee State 1

Auburn 14, Memphis 10

Memphis 5, East Tennessee State 0 (ETSU eliminated)

North Carolina 3, Auburn 2

Memphis 6, Auburn 5 (Auburn eliminated)

Memphis 8, North Carolina 6

North Carolina 11, Memphis 9 (Memphis eliminated)

1987 SOUTH I REGIONAL AT HUNTSVILLE, AL

Seton Hall 15, Auburn 6

Clemson 8, West Virginia 0

(1) Arkansas 10, Middle Tennessee State 7

Auburn 5, Middle Tennessee State 3 (MTSU eliminated)

Arkansas 7, West Virginia 2 (West Virginia eliminated)

Clemson 6, Seton Hall 3

Auburn 22, Seton Hall 1 (Seton Hall eliminated)

Arkansas 6, Clemson 5

Clemson 6, Auburn 3 (Auburn eliminated)

Arkansas 4, Clemson 2 (Clemson eliminated)

1989 ATLANTIC REGIONAL AT TALLAHASSEE, FL

(4) Auburn 9, (3) South Florida 3

(2) Clemson 6, (5) Stetson 2

(1) Florida State 13, (6) Rider 7

Stetson 13, Rider 6 (Rider eliminated)

Florida State 8, South Florida 1 (South Florida eliminated)

Auburn 14, Clemson 7

Clemson 13, Stetson 5 (Stetson eliminated)

Florida State 7, Auburn 6

Clemson 11, Auburn 1 (Auburn eliminated)

Florida State 8, Clemson 1 (Clemson eliminated)

1993 MIDWEST REGIONAL IN STILLWATER, OK

(1) North Carolina State 12, (6) Fordham 4

(4) Auburn 9, (3) Arizona 1

(2) Oklahoma State 9, (5) Connecticut 5

Fordham 5, Connecticut 0 (Connecticut eliminated)

Arizona 5, North Carolina State 2

Oklahoma State 14, Auburn 10

North Carolina State 13, Auburn 2 (Auburn eliminated)

Arizona 18, Fordham 7 (Fordham eliminated)

Oklahoma State 8, N.C. State 3 (N.C. State eliminated)

Arizona 4, Oklahoma State 0

Oklahoma State 11, Arizona 10 (Arizona eliminated)

1994 EAST REGIONAL IN CLEMSON, SC

(3) Old Dominion 9, (4) Notre Dame 5

(2) Auburn 7, (5) Virginia Tech 0

(1) Clemson 5, (6) The Citadel 1

The Citadel 4, Virginia Tech 3 (Virginia Tech eliminated)

Notre Dame 8, Clemson 1

Auburn 11, Old Dominion 8 [10]

Clemson 6, Old Dominion 1 (Old Dominion eliminated)

Notre Dame 5, The Citadel 1 (The Citadel eliminated)

Auburn 11, Clemson 5 (Clemson eliminated)

Auburn 8, Notre Dame 0 (Notre Dame eliminated)

1995 MIDWEST II REGIONAL IN OKLAHOMA CITY, OK

(1) Auburn 2, (6) Pennsylvania 1

(3) Texas 10, (4) Ohio State 5

(2) Oklahoma 9, (5) Indiana State 6

Indiana State 6, Pennsylvania 5 (Penn eliminated)

Auburn 8, Ohio State 6 (Ohio State eliminated)

Oklahoma 13, Texas 9

Oklahoma 9, Auburn 8

Texas 3, Indiana State 2 (Indiana State eliminated)

Auburn 4, Texas 2 (Texas eliminated)

Oklahoma 3, Auburn 1 (Auburn eliminated)

1997 EAST REGIONAL AT TALLAHASSEE, FL

(4) South Florida 5, (3) Central Florida 4

(2) Auburn 11, (5) Western Carolina 3

(1) Florida State 4, (6) Marist 2

Western Carolina 8, Marist 3 (Marist eliminated)

Florida State 16, Central Florida 2 (Central Florida eliminated)

Auburn 9, South Florida 0

Auburn 8, Florida State 7

South Florida 9, Western Carolina 4 (WCU eliminated)

Florida State 6, South Florida 5 (South Florida eliminated)

Florida State 9, Auburn 7

Auburn 5, Florida State 2 (Florida State eliminated)

1998 ATLANTIC II REGIONAL AT TALLAHASSEE, FL

(4) Oklahoma 6, (3) Delaware 3

(5) Rutgers 17, (2) Auburn 15

(1) Florida State 10, (6) Liberty 7

Auburn 3, Liberty 2 (Liberty eliminated)

Florida State 27, Delaware 6 (Delaware eliminated)

Oklahoma 9, Rutgers 7

Florida State 23, Oklahoma 2

Auburn 7, Rutgers 4 (Rutgers eliminated)

Auburn 9, Oklahoma 9 (Oklahoma eliminated)

Florida State 16, Auburn 10 (Auburn eliminated)

1999 AUBURN REGIONAL AT AUBURN, AL

(4) Winthrop 8, (1) Tulane 7

(2) Auburn 9, (3) NC State 7

Tulane 11, NC State 5 (NC State eliminated)

Auburn 8, Winthrop 6

Tulane 15, Winthrop 8 (Winthrop eliminated)

Tulane 7, Auburn 5

Auburn 13, Tulane 9 (Tulane eliminated)



NCAA REGIONALS

2000 ATLANTA REGIONAL AT ATLANTA, GA

(1) Georgia Tech 11, (4) Georgia Southern 9

(3) Stetson 9, (2) Auburn 5**Auburn 11, Georgia Southern 5 (Ga. Southern eliminated)**

Georgia Tech 24, Stetson 1

Stetson 13, Auburn 10 (Auburn eliminated)

Georgia Tech 16, Stetson 11 (Stetson eliminated)

2001 TALLAHASSEE REGIONAL AT TALLAHASSEE, FL

(1) Florida State 8, (4) Bethune-Cookman 1

(2) Auburn 8, (3) Jacksonville 7

Jacksonville 3, Bethune-Cookman 0 (Bethune-Cookman eliminated)

Florida State 10, Auburn 6**Auburn 3, Jacksonville 2 (Jacksonville eliminated)****Florida State 9, Auburn 6 (Auburn eliminated)****2002 TUSCALOOSA REGIONAL AT TUSCALOOSA, AL****(3) Florida Atlantic 16, (2) Auburn 11**

(4) Southeast Missouri State 7, (1) Alabama 4

Alabama 6, Auburn 3 (Auburn eliminated)

Florida Atlantic 12, Southeast Missouri State 6

Alabama 7, Southeast Missouri State 4 (SEMO eliminated)

Alabama 7, Florida Atlantic 2

Florida Atlantic 6, Alabama 5 (Alabama eliminated)

2003 AUBURN REGIONAL AT AUBURN, AL

(3) Ohio State 10, (2) Clemson 8

(1) Auburn 5, (4) Princeton 2

Clemson 7, Princeton 6 (Princeton eliminated)

Ohio State 6, Auburn 2**Auburn 15, Clemson 0 (Clemson eliminated)****Ohio State 9, Auburn 7 (Auburn eliminated)****2005 TALLAHASSEE REGIONAL AT TALLAHASSEE, FL****(2) Auburn 13, (3) South Alabama 5**

(1) Florida State 3, (4) Army 2

Army 8, South Alabama 5 (South Alabama eliminated)

Florida State 4, Auburn 3**Auburn 12, Army 3 (Army eliminated)****Florida State 10, Auburn 4 (Auburn eliminated)****2010 AUBURN REGIONAL AT AUBURN, AL**

(2) Clemson 10, (3) Southern Miss 1

(1) Auburn 9, (4) Jacksonville State 7

Southern Miss 19, Jacksonville State 6 (Jacksonville State eliminated)

Clemson 5, Auburn 2**Auburn 17, Southern Miss 8 (Southern Miss eliminated)****Auburn 11, Clemson 10****Clemson 13, Auburn 7 (Auburn eliminated)**

AUBURN IN SUPER REGIONALS

1999 SUPER REGIONAL at Tallahassee, FL

(1) Florida State 10, (2) Auburn 2

Florida State 6, Auburn 3 (*Auburn eliminated*)

AUBURN SUPER REGIONAL RECORDS

BATTING

AT BATS**Game:** 5, Dominic Rich vs. Florida St. (6/5/99)**Series:** 8, by six individuals**RUNS****Game:** 1, by four individuals**Series:** 2, Hayden Gliemmo (1999) [2 games]**HITS****Game:** 2, Gabe Gross vs. Florida St. (6/5/99)**Series:** 3, Gabe Gross (1999) [2 games]**RBI****Game:** 3, Todd Faulkner vs. Florida St. (6/5/99)**Series:** 4, Todd Faulkner (1999) [2 games]**HOME RUNS****Game:** 1, Todd Faulkner vs. Florida St. (6/5/99)**Series:** 1, Todd Faulkner (1999) [2 games]**STOLEN BASES****Game:** 2, Mailon Kent vs. Florida St. (6/4/99)**BATTING AVERAGE****Series [min. 7 AB]:** .429, Gabe Gross (1999) [3-for-7 in 2 games]

PITCHING

INNINGS PITCHED**Game:** 8.1, Brent Schoening vs. Florida St. (6/5/99)**Series:** 8.1, Brent Schoening vs. (1999)**STRIKEOUTS****Game:** 11, Brent Schoening vs. Florida St. (6/5/99)**Series:** 11, Brent Schoening vs. (1999)**BASE ON BALLS****Game:** 5, Brent Schoening vs. Florida St. (6/5/99)

5, Hayden Gliemmo vs. Florida St. (6/4/99)





NCAA REGIONALS

BATTING

GAMES PLAYED

Series: 5, by 32 players (1995, 1997, 1998, 2010)
 Career: 16, Todd Faulkner (1998-2001)
 16, Mailon Kent (1998-2001)

AT BATS

Game: 6, by 33 players
 Series: 25, Rob Macroy (1997) [5 games]
 Career: 65, Todd Faulkner (1998-2001) [16 gms]

RUNS SCORED

Game: 4, Gabe Gross vs. Jacksonville (5/25/01)
 4, Jonathan Schuerholz vs. Georgia Southern (5/27/00)
 4, Todd Faulkner vs. Rutgers (5/21/98)
 4, Chad Wandall vs. Oklahoma (5/23/98)
 Series: 11, Adam Sullivan (1997) [5 games]
 Career: 19, Todd Faulkner (1998-2000) [16 gms]

HITS

Game: 5, Javon Moran vs. Fla. Atlantic (5/31/02)
 5, Adam Sullivan vs. W. Car. (5/22/97)
 5, Mark Bellhorn vs. ODU (5/27/94)
 5, Cliff Shanks vs. Okla. St. (5/29/93)
 Series: 14, Adam Sullivan (1997) [5 games]
 Career: 30, Todd Faulkner (1998-2001) [16 gms]

RUNS BATTED IN

Game: 5, Trent Mummey vs. Southern Miss (6/6/2010)
 5, Sean Gamble vs. Fla. Atlantic (5/31/02)
 5, Frank Thomas vs. Seton Hall (5/23/87)
 5, Scotty Long vs. Clemson (1967)
 5, Scotty Long vs. Florida State (1967)
 Series: 11, Mike Killimett (1994)
 11, Scotty Long (1967)
 Career: 22, Todd Faulkner (1998-2000) [16 gms]

SINGLES

Game: 5, Adam Sullivan vs. W. Car. (5/22/97)
 Series: 12, Adam Sullivan (1997) [5 games]
 Career: 17, Jay Waggoner (1993-95) [12 gms]

DOUBLES

Game: 2, by 15 players, most recently by Ryan Jenkins vs. Clemson (6/7/10)
 Series: 5, Trent Mummey (2010) [5 games]
 5, Mark Bellhorn (1994) [4 games]
 Career: 7, Mailon Kent (1998-01) [16 games]

TRIPLES

Game: 1, by 11 players, most recently by Clete Thomas vs. Army (6/5/05)
 Series: 2, Javon Moran (2003) [4 games]
 Career: 2, Javon Moran (2001-03) [10 games]
 2, Mark Bellhorn (1993-95) [12 games]

HOME RUNS

Game: 2, Todd Faulkner vs. Rutgers (5/21/98)
 2, Josh Etheredge vs. Rutgers (5/23/98)
 2, Scotty Long vs. Florida St. (1967)
 2, Scotty Long vs. Clemson (1967)
 Series: 4, Scotty Long (1967) [4 games]
 4, Todd Faulkner (1998) [5 games]
 Career: 5, Todd Faulkner (1998-01) [16 games]

STOLEN BASES

Game: 2, Javon Moran vs. Clemson (5/31/03)
 2, Pat Keedy vs. Memphis (5/20/78)
 2, Dom Fucci vs. Memphis (5/20/78)
 Series: 3, Javon Moran (2003) [4 games]
 Career: 4, Javon Moran (2001-03) [10 games]

BASES ON BALLS

Game: 3, Justin Bryant vs. Clemson (6/6/10)
 3, Mitch Duke vs. Okla. State (5/29/93)
 Series: 5, Mitch Duke (1993) [3 games]
 5, Dominic Rich (1998) [5 games]

STRIKEOUTS

Game: 4, Kevin Chabot vs. Okla. (5/28/95)
 Series: 12, Kevin Chabot (1995) [5 games]
 Career: 15, Kevin Chabot (1993-95) [9 games]

BATTING AVERAGE

Series [min. 15 AB]: .667, Mark Bellhorn (1994)
 [12-for-18 in 4 games]
 Career [min. 25 AB]: .462, Todd Faulkner
 (1998-01) [30-for-65 in 16 games]

HITTING STREAK

Career: 15, Mailon Kent (1998-01)
 12, Todd Faulkner (1999-01)
 11, Gabe Gross (1999-01)

PITCHING

GAMES PITCHED

Series: 4, Finley Woodward (1995)
 Career: 7, Colter Bean (1996-2000)

GAMES STARTED

Series: 2, Tim Hudson (1997)
 2, Ryan Halla (1995)
 2, John Powell (1994)
 2, Stacy Jones (1987)
 2, Mark Chapman (1987)
 2, Q.V. Lowe (1967)
 2, Hayden Gliemmo (1998)
 Career: 4, Chris Bootcheck (1998-00)

GAMES RELIEVED

Series: 4, Finley Woodward (1995)
 Career: 7, Colter Bean (1996-00)

WINS

Series: 2, Tim Hudson (1997)
 2, John Powell (1994)
 2, Q.V. Lowe (1967)
 Career: 3, John Powell (1993-94)

LOSSES

Series: 2, Scott Roney (1978)
 2, Kevin Knorst (1998)
 Career: 2, Chris Bootcheck (1998-00)
 2, Ryan Halla (1993-95)
 2, Kevin Knorst (1998-00)
 2, Scott Roney (1978)

SAVES

Series: 2, Colter Bean (1998)
 2, Patrick Dunham (1997)
 2, Finley Woodward (1995)
 2, Joe Beckwith (1976)
 Career: 2, Colter Bean (1998)
 2, Patrick Dunham (1997)
 2, Finley Woodward (1995)
 2, Joe Beckwith (1976)

INNINGS PITCHED

Game: 13.0, Q.V. Lowe vs. Clemson (1967)
 Series: 25.0, Q.V. Lowe (1967) [2 games]
 Career: 27.1, Levale Speigner (2000-03) [6 games]

STRIKEOUTS

Game: 14, John Powell vs. Arizona (5/28/93) [9 IP]
 14, Q.V. Lowe vs. Clemson (1967) [13 IP]
 Series: 26, Q.V. Lowe (1967) [2 games]
 22, John Powell (1994) [2 games]
 Career: 36, John Powell (1993-94) [3 games]

BASES ON BALLS

Game: 6, Josh Sullivan vs. Florida State (6/4/05)
 6, Ryan Halla vs. Okla. State (5/29/93)
 Series: 6, Josh Sullivan (2005) [1 game]
 6, Ryan Halla (1993) [1 game]
 6, Tim Hudson (1997) [2 games]
 Career: 13, Ryan Halla (1993-95) [6 gms/23.1 IP]



SEC TOURNAMENT

SEC TOURNAMENT RESULTS

Year	Opponent	Score	Result	Location
1978	Georgia	8-7 [12]	W	Gainesville, Fla.
	Mississippi State	10-7	W	Gainesville, Fla.
	Mississippi State	2-3	L	Gainesville, Fla.
	Mississippi State	8-5	W	Gainesville, Fla.
1980	Vanderbilt	3-2	W	Gainesville, Fla.
	Ole Miss	7-4	W	Gainesville, Fla.
	Vanderbilt	3-16	L	Gainesville, Fla.
1986	Vanderbilt	0-13	L	Gainesville, Fla.
	Alabama	7-8 [11]	L	Baton Rouge, La.
1987	Georgia	7-11	L	Baton Rouge, La.
	LSU	9-8	W	Athens, Ga.
1988	Kentucky	5-4 [10]	W	Athens, Ga.
	Mississippi State	3-4	L	Athens, Ga.
1989	LSU	2-4	L	Athens, Ga.
	Mississippi State	7-10	L	Starkville, Miss.
1989	Florida	3-4	L	Starkville, Miss.
	Mississippi State	5-3	W	Gainesville, Fla.
1990	Georgia	8-9	L	Gainesville, Fla.
	LSU	8-5	W	Gainesville, Fla.
	Florida	4-2 [10]	W	Gainesville, Fla.
	Georgia	2-1	W	Gainesville, Fla.
1990	Mississippi State	2-16	L	Hoover, Ala.
	Vanderbilt	3-4	L	Hoover, Ala.
1991	Florida	7-8	L	Baton Rouge, La.
	Kentucky	8-5	W	Baton Rouge, La.
	Miss. State	0-1 [7]	L	Baton Rouge, La.
1992	Florida	0-2	L	New Orleans, La.
	Mississippi State	1-4	L	New Orleans, La.
1993	Alabama	13-4	W	Baton Rouge, La.
	Arkansas	3-1	W	Baton Rouge, La.
	LSU	5-16	L	Baton Rouge, La.
	Mississippi State	10-13 [10]	L	Baton Rouge, La.
1994	Arkansas	3-1 [17]	W	Oxford, Miss.
	Mississippi State	2-1	W	Oxford, Miss.
	LSU	2-3	L	Oxford, Miss.
	Mississippi State	9-5	W	Oxford, Miss.
	LSU	4-5	L	Oxford, Miss.
1995	Mississippi State	0-1	L	Starkville, Miss.
	Ole Miss	10-3	W	Starkville, Miss.
	LSU	5-7	L	Starkville, Miss.
1997	Arkansas	7-3	W	Columbus, Ga.
	LSU	2-5	L	Columbus, Ga.
	Mississippi State	5-4	W	Columbus, Ga.
	Florida	5-17	L	Columbus, Ga.
1998	Alabama	11-8	W	Hoover, Ala.
	Florida	6-4	W	Hoover, Ala.
	Alabama	3-4	L	Hoover, Ala.
	Alabama	9-1	W	Hoover, Ala.
	Arkansas	7-5	W	Hoover, Ala.
1999	LSU	6-2	W	Hoover, Ala.
	Arkansas	3-2	W	Hoover, Ala.
	Arkansas	5-9	L	Hoover, Ala.
	Arkansas	6-9	L	Hoover, Ala.
2000	Florida	2-7	L	Hoover, Ala.
	South Carolina	4-11	L	Hoover, Ala.
2001	Georgia	4-8	L	Hoover, Ala.
	South Carolina	4-5	L	Hoover, Ala.
2002	LSU	1-2	L	Hoover, Ala.
	Arkansas	5-8	L	Hoover, Ala.
2003	Vanderbilt	3-1	W	Hoover, Ala.
	Alabama	5-7	L	Hoover, Ala.
	South Carolina	5-1	W	Hoover, Ala.
	Alabama	3-13 [7]	L	Hoover, Ala.
2010	Alabama	1-7	L	Hoover, Ala.
	South Carolina	3-1 [12]	W	Hoover, Ala.
	Ole Miss	7-10 [10]	L	Hoover, Ala.

2011	South Carolina	3-7	L	Hoover, Ala.
	Georgia	2-3	L	Hoover, Ala.
2012	Florida	1-6	L	Hoover, Ala.
	Georgia	3-2	W	Hoover, Ala.
	South Carolina	3-5	L	Hoover, Ala.
2013	Alabama	3-6	L	Hoover, Ala.

SEC TOURNAMENT RESULTS BY YEAR

Year	Result	W-L	Location
1978	CHAMPIONS	3-1	Gainesville, Fla.
1980	Second	2-2	Gainesville, Fla.
1986	Fourth	0-2	Baton Rouge, La.
1987	Third	2-2	Athens, Ga.
1988	Sixth	0-2	Starkville, Miss.
1989	CHAMPIONS	4-1	Gainesville, Fla.
1990	Tied Fifth	0-2	Hoover, Ala.
1991	Fourth	1-2	Baton Rouge, La.
1992	Tied Seventh	0-2	New Orleans, La.
1993	Third	2-2	Baton Rouge, La. (West)
1994	Second	3-2	Oxford, Miss. (West)
1995	Tied Fourth	1-2	Starkville, Miss. (West)
1997	Fourth	2-2	Columbus, Ga.
1998	CHAMPIONS	4-1	Hoover, Ala.
1999	Third	2-2	Hoover, Ala.
2000	Tied Seventh	0-2	Hoover, Ala.
2001	Tied Seventh	0-2	Hoover, Ala.
2002	Tied Seventh	0-2	Hoover, Ala.
2003	Tied Third	2-2	Hoover, Ala.
2010	Tied Fifth	1-2	Hoover, Ala.
2011	Tied Seventh	0-2	Hoover, Ala.
2012	Tied Seventh	1-2	Hoover, Ala.
2013	Tied Ninth	0-1	Hoover, Ala.

SEC TOURNAMENT RESULTS BY LOCATION

Location	Years	Record	Titles
Athens, Ga.	1	2-2	0
Baton Rouge, La.	3	3-6	0
Columbus, Ga.	1	2-2	0
Gainesville, Fla.	3	9-4	2
Hoover, Ala.	11	10-20	1
New Orleans, La.	1	0-2	0
Oxford, Miss.	1	3-2	0
Starkville, Miss.	2	1-4	0
	23	30-42	3

SEC TOURNAMENT RESULTS BY OPPONENT

Opponent	W-L
Alabama	3-6
Arkansas	5-3
Florida	2-6
Georgia	3-4
Kentucky	2-0
LSU	3-7
Ole Miss	2-1
Mississippi State	6-8
South Carolina	2-4
Tennessee	0-0
Vanderbilt	2-3
22 Tournaments	30-42





SEC TOURNAMENT

AUBURN IN SEC CHAMPIONSHIP SERIES

1948

Mississippi State2-6	L
Mississippi State5-8	L
Mississippi State3-4	L

1958

at Alabama3-2	W
at Alabama5-4	W

**** CHAMPIONS ****

1961

LSU3-4	L
at LSU5-6	L

1963

at Ole Miss6-7	L
OLE MISS7-4	W
OLE MISS6-2	W

**** CHAMPIONS ****

1964

OLE MISS10-9	W
at Ole Miss0-7	L
at Ole Miss0-5	L

1965

at Miss. State1-10	L
MISS. STATE3-2	W
MISS. STATE1-2	L

1967

at Ole Miss2-1	W
OLE MISS9-6	W

**** CHAMPIONS ****

1976

at Kentucky6-7	L
KENTUCKY6-0	W
KENTUCKY14-6	W

**** CHAMPIONS ****

Note: Auburn represented the SEC's Eastern Division in all of its championship series appearances except for 1976, when the Tigers were a member of the SEC West.

AUBURN SEC TOURNAMENT RECORDS

BATTING

GAMES PLAYED

Series: 5, by 27 players
 Career: 14, Jay Waggoner (1992-95)
 14, Mike Killimett (1991-94)
 14, Brandon Moore (1991-94)

AT BATS

Game: 8, Mike Killimett vs. Arkansas (5/19/94)
 8, Russell Whittenburg vs. Ark. (5/19/94)
 Series: 24, Chris Hart (1989) [5 games]
 Career: 59, Jay Waggoner (1992-95) [14 gms]
 59, Brandon Moore (1991-94) [14 gms]

RUNS

Game: 3, Tony Caldwell vs. Ole Miss (5/28/10)
 3, Heath Kelly vs. Arkansas (5/17/98)
 3, Andrew Albrecht vs. Ky. (5/17/91)
 3, Frank Thomas vs. Miss. St. (5/12/88)
 3, Dom Fucci vs. Miss. St. (5/15/78)
 Series: 7, Heath Kelly (1998) [5 games]
 Career: 11, Andrew Albrecht (1988-91) [12 gms]

HITS

Game: 4, Sean Gamble vs. Arkansas (5/23/02)
 4, Chad Wandall vs. Alabama (5/13/98)
 4, Shawn McNally vs. Ark. (5/19/94)
 4, Brandon Moore vs. Florida (5/13/92)
 4, Trey Gainous vs. Kentucky (5/15/87)
 Series: 11, Scott Pratt (1998) [5 games]
 Career: 19, Brandon Moore (1991-94) [14 gms]

RBI

Game: 5, Mark Bellhorn vs. LSU (5/20/95)
 Series: 8, Mitch Duke (1993) [4 games]
 Career: 13, Mark Bellhorn (1993-95) [12 gms]

DOUBLES

Game: 2, Heath Kelly vs. Alabama (5/16/98)
 2, Mailon Kent vs. Alabama (5/16/98)
 2, Brian Alyea vs. Miss. State (5/23/93)
 2, Tony Haney vs. LSU (5/14/87)
 2, Steve Renfroe vs. Vandy (5/13/80)
 2, J.B. Brown vs. Miss. State (5/13/78)
 Series: 4, Heath Kelly (1998) [5 games]
 Career: 6, Mailon Kent (1998-01) [12 games]

TRIPLES

Game: 1, Chris Christopher vs. Miss. St. (5/23/93)
 Series: 1, Chris Christopher (1993) [4 games]
 Career: 1, Chris Christopher (1991-93) [9 gms]

HOME RUNS

Game: 2, Frank Thomas vs. Georgia (5/12/89)
 2, Mark Bellhorn vs. LSU (5/20/95)
 Series: 2, Todd Faulkner (1998) [5 games]
 2, Mark Bellhorn (1995) [3 games]
 2, Mark Bellhorn (1994) [5 games]
 2, Brandon Moore (1993) [4 games]
 2, Chris Hart (1989) [5 games]
 2, Frank Thomas (1989) [5 games]
 2, Dom Fucci (1978) [4 games]
 Career: 4, Frank Thomas (1987-89) [11 games]
 4, Mark Bellhorn (1993-95) [12 games]

STOLEN BASES

Game: 2, Jay Gonzalez vs. Georgia (5/23/12)
 2, Scott Pratt vs. Alabama (5/16/98)
 2, Shawn McNally vs. Ark. (5/19/94)

BASES ON BALLS

Game: 3, Gabe Gross vs. S. Carolina (5/17/01)
 3, Dallan Ruch vs. Miss. State (5/21/94)
 3, Mark Bellhorn vs. Arkansas (5/19/94)
 3, Shawn McNally vs. Ark. (5/19/94)
 3, Alan Mock vs. Ole Miss (5/11/80)
 Series: 9, Alan Mock (1980) [4 games]
 Career: 13, Mark Bellhorn (1993-95) [12 gms]

STRIKEOUTS

Game: 5, Russell Whittenburg vs. Ark. (5/19/94)
 Series: 8, Josh Etheredge (1997) [4 games]
 Career: 13, Josh Etheredge (1997-98) [9 games]

BATTING AVERAGE

Series [min. 15 AB]: .563, Brian Alyea (1993)
 [9-for-16 in 4 games]
 Career [min. 25 AB]: .481, Trey Gainous (1986-87) [13-for-27 in 6 games]

PITCHING

GAMES PITCHED

Series: 4, Reid Roney (1978)
 Career: 7, Scott Renner (1987-91)

GAMES STARTED

Series: 2, John Powell (1993)
 2, John Powell (1991)
 2, Phil Deriso (1980)
 Career: 6, John Powell (1991-94)

GAMES RELIEVED

Series: 4, Reid Roney (1978)
 Career: 6, Jon Hebel (1990-93)

WINS

Series: 2, Kevin Knorst (1998)
 2, Tommy Youngblood (1989)
 2, Gregg Olson (1987)
 Career: 2, Colter Bean (1996-00)
 2, Kevin Knorst (1997-98)
 2, Ryan Halla (1993-95)
 2, Mike Ferry (1989-90)
 2, Tommy Youngblood (1987-89)
 2, Gregg Olson (1986-88)
 2, Mark Shiflett (1978-80)

LOSSES

Series: 1, 31 tied with
 Career: 2, eight tied with

INNINGS PITCHED

Game: 9.0, Chris Morrison vs. Miss. (5/19/95)
 9.0, Kevin Humphreys vs. MSU (5/20/94)
 9.0, John Powell vs. Arkansas (5/19/94)
 Series: 11.0, Tommy Youngblood (1989)
 Career: 33.1, John Powell (1991-94)

STRIKEOUTS

Game: 13, John Powell vs. Ark. (5/19/94) [9 IP]
 Series: 14, John Powell (1991) [8.0 IP, 2 games]
 Career: 47, John Powell (1991-94) [33.1 IP]

BASES ON BALLS

Game: 5, six tied with
 Series: 8, Phil Deriso (1980) [9.0 IP, 2 games]
 Career: 15, Jon Hebel (1990-93) [13.0 IP]



HONORS AND AWARDS

ROTARY SMITH AWARD

1997 Tim Hudson, RHP-OF

ROTARY SMITH AWARD FINALIST

1997 Tim Hudson, RHP-OF

2000 Todd Faulkner, 1B

ALL-AMERICANS (23)

1958 Pat Duke, C (ABCA)
 1962 Larry Nichols, CF (ABCA)
 1964 Jimmy Barfield, 3B (ABCA)
 1967 Q.V. Lowe, P (ABCA)
 1978 Dom Fucci, 1B (ABCA)
 1987 Gregg Olson, P (BA)
 1988 Gregg Olson, P (ABCA, BA)
 1989 Frank Thomas, 1B (Consensus)
 1993 John Powell, P (ABCA, BA, CB)
 1994 Jay Waggoner, 1B (NCBWA)
 1995 Mark Bellhorn, SS (BA)
 Ryan Halla, P (BA, CB)
 Finley Woodward (CB)
 1997 Tim Hudson, UT (BA, CB)
 1999 Casey Dunn, C (BA, CB)
 Brent Schoening (BA, CB)
 Chris Bootcheck (CB)
 2000 Todd Faulkner, 1B (BA, CB)
 Gabe Gross, OF (BA, CB)
 2003 Steven Register, P (CB)
 2005 John Madden, RP (CB)
 2010 Hunter Morris (BA, NCBWA, CB)
 Brian Fletcher (NCBWA)

FRESHMEN ALL-AMERICANS (14)

1998 Todd Faulkner (CB)
 Hayden Gliemmo (CB, BA, SN)
 1999 Gabe Gross (CB, BA)
 2000 Bobby Huddleston (BA)
 Jonathan Schuerholz (CB-HM)
 2001 Javon Moran (CB)
 2002 Tug Hulett (CB-HM)
 Chuck Jeroloman (CB-HM)
 2006 Mike Bianucci (CB, BA)
 Luke Greinke (CB)
 2008 Grant Dayton (CB)
 Brian Fletcher (CB, BA, NCBWA)
 Hunter Morris (CB, BA, NCBWA)
 2009 Casey McElroy (CB)
 2014 Keegan Thompson (CB, BA, PG)

ACADEMIC ALL-AMERICANS (9)

1972 Joe Haefner (1st Team)
 1981 Robert Sorrell (2nd Team)
 1982 Robert Sorrell (1st Team)
 1987 David (Rock) Wilson (3rd Team)
 1991 Jeff Letherman (1st Team)
 1997 Adam Sullivan (2nd Team)
 1999 Casey Dunn (1st Team)
 2001 Gabe Gross (2nd Team)
 2008 Ben Jones (2nd Team)

USA NATIONAL TEAM

1987 Gregg Olson, P
 1993 Mark Bellhorn, SS
 1993 John Powell, P
 1994 Mark Bellhorn, SS
 2003 Steven Register, P
 2006 Tom Slater, Assistant Coach
 2008 Hunter Morris, IF

NATIONAL FRESHMAN OF THE YEAR

1998 Hayden Gliemmo, UT (BA)

ABCA SOUTH REGION
COACH OF THE YEAR

1994 Hal Baird

ABCA ALL-SOUTH REGION

1977 Joe Beckwith, P
 1978 Dom Fucci, 1B
 1982 Doug Gilcrease, SS (2nd)
 1985 Paul Foster, OF
 Bo Jackson, DH
 1986 Paul Foster, OF
 1987 Gregg Olson, P (2nd)
 1988 Gregg Olson, P
 1989 Clark Preble, OF
 Frank Thomas, 1B
 1990 Tim Edge, C (2nd)
 1993 John Powell, P
 Cliff Shanks, DH (2nd)
 1994 Brandon Moore, SS (2nd)
 Jay Waggoner, 1B (2nd)
 1995 Mark Bellhorn, SS
 Ryan Halla, P
 Shawn McNally, OF
 Finley Woodward, RP
 Chris Morrison, P (2nd)
 1997 Tim Hudson, P
 Tim Hudson, OF
 Casey Dunn, C (2nd)
 2000 Todd Faulkner, 1B
 Gabe Gross, OF
 Chris Bootcheck, P (2nd)
 2002 Bobby Huddleston, C
 2003 Steven Register, P
 Tug Hulett, 2B (2nd)
 2005 John Madden, RP
 2006 Mike Bianucci, DH
 2007 Mike Bianucci, OF (2nd)
 2010 Brian Fletcher, OF
 Hunter Morris, 1B
 Trent Mummey, OF (2nd)

NCBWA DISTRICT III
PLAYER OF THE YEAR

2000 Todd Faulkner, 1B

NATIONAL PLAYER OF THE WEEK

2000 Gabe Gross, OF (CB, 2/14)
 2001 Gabe Gross, OF (NCBWA, 4/15)
 2002 Eric Brandon, RHP (NCBWA, 3/4)
 Eric Brandon, RHP (CB, 3/4)
 Colby Paxton, RHP (CB, 3/18)
 2007 Josh Donaldson, C (CB, 2/12)
 2010 Brian Fletcher, OF (NCBWA, 3/1)
 Hunter Morris, 1B (NCBWA, 3/22)

SEC PLAYER OF THE YEAR

1997 Tim Hudson, RHP-OF
 2010 Hunter Morris, 1B

SEC COACH OF THE YEAR

1937 Dell Morgan
 1958 Joe Connally
 1963 Paul Nix
 1967 Paul Nix
 1976 Paul Nix
 1978 Paul Nix

ALL-SEC

1951 Bill Letchworth, P
 1952 Inman Veal, UT
 1954 Jim Pyburn, 3B

Doug Dickey, CF
 Paul Susce, P
 1955 Doug Dickey, RF
 1956 Alton Shell, RF
 1957 Rex Frederick, RF
 1958 L.F. Lanier, RF
 Pat Duke, C
 Red Roberts, P
 1960 Jim Douglas, 2B
 Alan Koch, P
 1961 Jim Douglas, 2B
 Larry Nichols, OF
 1962 Larry Nichols, OF
 1963 Jim Bachus, OF
 Vic Svetlay, C
 Joe Overton, P
 1964 Jimmy Martin, 2B
 Jim Barfield, 3B
 Otis Bibb, UT
 Harry Doles, C
 Jimmy Crysel, P
 1965 Pete McKenzie, 2B
 Dink Haire, OF
 Harry Doles, C
 Monte Sharpe, P
 1966 Scotty Long, SS
 Frank Fryer, OF
 Q.V. Lowe, P
 1967 Greg Golden, 3B
 Rick Countryman, OF
 Q.V. Lowe, P
 1968 Frank Baldasare, 1B
 George Simmons, OF
 1969 John Shafer, SS
 1970 Andy Merchant, C
 1971 Joe Martin, OF
 Andy Merchant, C
 1972 Joe Haefner, OF
 Andy Merchant, C
 1974 Vick Sharek, 3B
 Davis May, P
 1976 Richie Howard, 3B
 Curt Cope, OF
 Tommy Morton, C
 Joe Beckwith, P
 Robert Hudson, P
 1977 Joe Beckwith, P
 1978 Dom Fucci, 1B
 J.B. Brown, 2B
 1982 Doug Gilcrease, SS
 1985 Paul Foster, OF
 1986 Paul Foster, OF
 1987 Frank Thomas, 1B
 Gregg Olson, P
 Rock Wilson, OF
 Kevin Henry, 3B (2nd)
 1988 Frank Thomas, 1B
 Clark Preble, OF
 Gregg Olson, P
 Kevin Henry, 3B (2nd)
 1989 Frank Thomas, 1B
 Tommy Youngblood, P
 1990 Tim Edge, C
 1991 John Powell, P
 1992 John Powell, P (2nd)
 1993 Mitch Duke, C
 John Powell, P
 1994 Jay Waggoner, 1B
 Kevin Chabot, DH (2nd)
 Mike Killimett, OF (2nd)
 Brandon Moore, SS (2nd)
 John Powell, P (2nd)
 1995 Mark Bellhorn, SS
 Chris Morrison, P
 Kevin Chabot, OF (2nd)
 Ryan Halla, P (2nd)





HONORS & AWARDS

- 1996 Jay Waggoner, 1B (2nd)
- 1996 Josh Etheredge, 1B (2nd)
- 1997 Casey Dunn, C
- Tim Hudson, P
- Tim Hudson, OF
- Adam Sullivan, OF (2nd)
- 1998 Todd Faulkner, DH
- Josh Etheredge, OF (2nd)
- Scott Pratt, SS (2nd)
- 1999 Casey Dunn, C
- Brent Schoening, P
- Mailon Kent, OF (2nd)
- 2000 Chris Bootcheck, P
- Todd Faulkner, 1B
- Gabe Gross, OF
- Colter Bean, P (2nd)
- Mailon Kent, OF (2nd)
- 2001 Gabe Gross, OF
- Mailon Kent, OF (2nd)
- 2002 Bobby Huddleston, DH (2nd)
- Trent Pratt, C (2nd)
- 2003 Steven Register, P
- Tug Hulett, 2B
- Karl Amonite, 1B (2nd)
- Bobby Huddleston, DH (2nd)
- Javon Moran, OF (2nd)
- 2004 Steven Register, P (2nd)
- 2005 Josh Bell, C
- John Madden, RP
- Clete Thomas, OF (2nd)
- 2006 Mike Bianucci, DH (1st & FR)
- Luke Greinke, OF (FR)
- 2007 Mike Bianucci, OF (2nd)
- Robert Brooks, 2B (FR)
- 2008 David Cunningham, 3B (FR)
- Grant Dayton, SP (FR)
- Brian Fletcher, OF (FR)
- Hunter Morris, 1B (2nd & FR)
- 2010 Grant Dayton, SP (2nd)
- Brian Fletcher, OF
- Ryan Jenkins, C (2nd)
- Hunter Morris, 1B
- Trent Mummey, OF
- Kevin Patterson, DH
- 2011 Casey McElroy, SS
- Tony Caldwell, C (2nd)
- 2012 Ryan Tella, OF (2nd)
- 2013 Garrett Cooper, 1B (2nd)
- 2014 Keegan Thompson, SP (FR)

SEC ALL-EASTERN DIVISION

- 1961 Jack Anderson, 1B
- Jim Douglas, 2B
- Larry Nichols, OF
- Jim Boyd, Pp
- 1962 Wayne Fowler, UT
- Larry Nichols, OF
- Joe Overton, P
- 1963 Otis Bibb, SS
- Jim Bachus, CF
- Vic Svetley, C
- Joe Overton, P
- 1964 Jimmy Martin, 2B
- Jim Barfield, 3B
- Otis Bibb, SS
- Jim Bachus, OF
- Dink Haire, OF
- Harry Doles, C
- Jim Crysel, P
- 1965 Pete McKenzie, 2B
- Dink Haire, OF
- Frank Fryer, OF
- Harry Doles, C
- Monte Sharpe, P
- 1966 Ralph Wells, 3B

- Scotty Long, SS
- Frank Fryer, OF
- Q.V. Lowe, P
- 1967 Pete McKenzie, 2B
- Greg Golden, 3B
- Scotty Long, UT
- Rick Countryman, OF
- Q.V. Lowe, P
- 1968 Frank Baldasare, 1B
- Greg Golden, 3B
- George Simmons, OF
- 1969 John Shafer, SS
- Andy Merchant, C
- 1970 Pete Rancont, SS
- Andy Merchant, C
- 1971 Pete Rancont, SS
- Joey Martin, OF
- Andy Merchant, C
- Earl Nance, P
- 1972 Joe Hoefner, OF
- Andy Merchant, C
- 1973 Vic Sharek, 3B
- Mark Hatchett, OF
- 1974 Vic Sharek, 3B
- David May, P

SEC ALL-WESTERN DIVISION

- 1976 Dave Duffner, 1B
- Mickey Miller, 2B
- Richie Howard, 3B
- Curt Cope, OF
- Tommy Morton, C
- Joe Beckwith, P
- Robert Hudson, P
- 1977 John Trageser, C
- Joe Beckwith, P
- 1978 Dom Fucci, 1B
- J.B. Brown, 2B
- Pat Keedy, SS
- 1979 Dom Fucci, 1B
- Robert Sorrell, OF
- 1980 Steve Renfro, OF
- 1981 Johnny Tutt, OF
- 1982 Doug Gilcrease, SS
- David Mogentale, OF
- 1985 Paul Foster, OF

ACADEMIC ALL-SEC

- 1971 Jack Baker, 1B
- Pete Rancont, SS
- Earl Nance, P
- 1972 Joe Hoefner, LF
- 1973 Bill Lawrence, P
- 1974 Vic Sharek, 3B
- 1975 Dennis Bailey, CF
- 1976 Robert Hudson, P
- 1977 Robert Hudson, P
- 1979 Lynn Humphries, P
- 1981 Alan Mock, 2B
- Robert Sorrell, OF
- 1982 Russell Smith, 2B
- Robert Sorrell, OF
- Sam Sasso, OF
- Gary Smith, P
- 1983 Russell Smith, 2B
- 1985 Scott Tillery
- Rock Wilson
- 1986 Tony Haney
- Rock Wilson
- 1987 Tony Haney
- Rock Wilson
- 1988 Tony Haney
- Clark Preble
- 1989 Derek Crowmover
- Jeff Leatherman

- Clark Preble
- Tommy Youngblood
- 1990 Mickey Tomey, C
- Jeff Leatherman
- John Moorer
- Todd O'Donnell
- 1991 Tommy Carter
- Mark Fuller, P
- Jon Hebel, P
- Jeff Leatherman
- Todd O'Donnell
- 1992 Mark Fuller, P
- Todd O'Donnell
- Mickey Tomey, C
- 1993 Jason Johnson, P
- Jay Waggoner, 3B
- 1994 Jay Waggoner, 1B
- Russell Whittenburg, OF
- 1995 Todd Gober, P
- Jason LeBoeuf, P
- 1996 Elliot Brown, P
- Kirby Clark, C
- Adam Sullivan, OF
- 1997 Stephen Chambliss, IF
- Casey Dunn, C
- Adam Sullivan, OF
- Patrick Wootton, C
- 1998 Tucker Dearth, OF
- Casey Dunn, C
- George Jones, P
- Kevin Knorst, P
- Derek Reif, OF
- 1999 Tucker Dearth, OF
- Casey Dunn, C
- Todd Faulkner, 1B
- Mailon Kent, OF
- Derek Reif, OF
- Joseph Zanthos, OF
- 2000 Tucker Dearth,
- Todd Faulkner, 1B
- Gabe Gross, OF
- Mailon Kent, OF
- Kevin Knorst, P
- Lynn Shoop, OF
- Joseph Zanthos, 1B
- 2001 Gabe Gross, OF
- Mailon Kent, OF
- Kevin Knorst, P
- Lynn Shoop, OF
- Joseph Zanthos, 1B
- 2002 Gabe Gross, OF
- Mailon Kent, OF
- Lynn Shoop, OF
- Trent Wilson, OF
- 2003 Colby Paxton, P
- Scott Schade, 3B
- Josh Todd, IF
- 2004 Grant Cardwell, P
- Lee Carter, P
- Arnold Hughey, P
- Nick Hulling, C
- Colby Paxton, P
- 2005 Ted Bryant, P
- Grant Cardwell, P
- Chris Dennis, P
- Mike Hnytko, C
- Derek Sain, OF
- 2006 Josh Blake, P
- Grant Cardwell, P
- Andrew Hall, P
- Clarence Nicely, P
- 2007 Josh Blake, P
- Blake Carver, P
- Chris Dennis, P
- Ben Jones, OF
- Philip Stringer, IF
- 2008 Paul Burnside, P



HONORS & AWARDS

Evan Crawford, P
 Jamie Drinkard, OF
 Michael Hurst, P
 Ben Jones, OF
2009 Justin Hargett, IF
 Austin Hubbard, P
 Michael Hurst, P
 Jon Luke Jacobs, P
 Ryan Jenkins, C
 Ben Jones, OF
 Cory Luckie, P
 Chris O'Neil, P
 Kevin Patterson, OF
2010 Zach Blatt
 Dan Gamache
 Justin Hargett
 Austin Hubbard
 Jon Luke Jacobs
 Cory Luckie
 Hunter Morris
 Chris O'Neil
 Kevin Patterson
2011 Brooks Beisner
 Zach Blatt
 Caleb Bowen
 Justin Hargett
 Jon Luke Jacobs
 Cory Luckie
 Chris O'Neil
 Kevin Patterson
 Patrick Savage
 Mitchell Self
 Derek Varnadore
2012 Bobby Andrews
 Zach Blatt
 Jon Luke Jacobs
 Cory Luckie
 Patrick Savage
 Mitchell Self
 Creede Simpson
 Derek Varnadore
2013 Bobby Andrews
 Zach Blatt
 Cameron Blinka
 Trey Cochran-Gill
 Jordan Ebert
 Sam Gillikin
 Cole Lipscomb
 Michael O'Neal
 Dillon Ortman
 Kody Ortman
 Patrick Savage
 Mitchell Self
 2014 Brett Binning
 Trey Cochran-Gill
 Kevin Davis
 Jordan Ebert
 Sam Gillikin
 Damon Haecker
 Cole Lipscomb
 Blake Logan
 Michael O'Neal
 Patrick Savage
 JJ Shaffer
 Connor Short
 Keegan Thompson
 Derek Varnadore

SEC PLAYER OF THE WEEK

1987 Tony Haney (3/23)
 Frank Thomas (4/7)
1988 Jeff Livesey (3/22)
1989 Clark Preble (4/17)
1990 Todd O'Donnell (4/2)
 Tim Edge (4/10)
1991 Brannen Veal (3/18)

Andrew Albrecht (3/25)
1995 Shawn McNally (5/8)
1996 Josh Etheredge (4/1)
1997 Josh Etheredge (5/5)
1999 Jamie Kersh (3/29)
 Casey Dunn (5/17)
2000 Gabe Gross (3/20)
 Todd Faulkner (5/15)
2001 Gabe Gross (2/12)
 Gabe Gross (4/16)
 Mailon Kent (4/23)
 Mailon Kent (5/14)
2002 Trent Pratt (5/13)
2003 Josh Bell (2/17)
 Bobby Huddleston (3/3)
 Tug Hulett (3/24)
2005 Josh Bell (3/28)
2006 Mike Bianucci (2/20)
2007 Mike Bianucci (2/26)
2010 Brian Fletcher (3/1)
 Hunter Morris (3/22)
 Justin Fradejas (4/12)
 Hunter Morris (4/26)
 Trent Mummey (5/3)
2011 Casey McElroy (3/21)
2012 Ryan Tella (3/26)
 Blake Austin (4/29)
2013 Damek Tomscha (5/6)

SEC PITCHER OF THE WEEK

1989 Tommy Youngblood (5/8)
1991 John Powell (4/29)
1992 Mark Fuller (5/4)
1993 John Powell (4/19)
1994 John Powell (5/2)
1995 Ryan Halla (4/3)
 Chris Morrison (4/24)
1997 Tim Hudson (3/31)
1998 Hayden Gliemmo (4/6)
2000 Colter Bean (3/27)
 Colter Bean (4/17)
2001 Hayden Gliemmo (4/2)
2002 Eric Brandon (3/4)
 Colby Paxton (3/18)
2005 Josh Sullivan (3/14)
2008 Bryan Woodall (3/24)
2012 Derek Varnadore (2/20)
2013 Conner Kendrick (5/20)

SEC FRESHMAN OF THE WEEK

2007 Taylor Thompson (4/9)
2008 Grant Dayton (5/5)
2011 Dillon Ortman (4/11)
2013 Jordan Ebert (5/13)
2014 Keegan Thompson (3/3)

NCAA REGIONAL TOURNAMENT MVP

1994 John Powell, P
1997 Tim Hudson, P-OF
1999 Mailon Kent, OF

NCAA REGIONAL ALL-TOURNAMENT

1987 Rock Wilson, OF
1989 Joe Siwa, C
 Frank Thomas, 1B
1993 John Powell, P
 Cliff Shanks, DH
1994 Robert Lewis, C
 Mark Bellhorn, 2B
 Mike Killimett, OF
 Dallan Ruch, DH

John Powell, P
1995 Mark Bellhorn, SS
 Kirby Clark, C
 Ryan Halla, P
 Mark Weeks, 3B
1997 Josh Etheredge, DH
 Bryan Hebson, P
 Tim Hudson, P
 Jamie Kersh, 1B
 Rob Macrory, 2B
 Adam Sullivan, OF
 Chad Wandall, 3B
1998 Josh Etheredge, OF
 Todd Faulkner, 1B
 Heath Kelly, 2B
 Scott Pratt, SS
 Brent Schoening, P
1999 Casey Dunn, C
 Todd Faulkner, 1B
 Dominic Rich, 2B
 Mailon Kent, OF
 Hayden Gliemmo, P
2000 Todd Faulkner, 1B
 Gabe Gross, OF
2001 Eric Brandon, P
 Todd Faulkner, 1B
 Gabe Gross, OF
 Jonathan Schuerholz, SS
2003 Javon Moran, OF
 Colby Paxton, OF
 Scott Schade, 3B
2005 Karl Amonite, 1B
 Josh Donaldson, 3B
 Bruce Edwards, OF
 Tyler Johnstone, 2B
 Clete Thomas, OF
2010 Justin Fradejas, OF
 Ryan Jenkins, C
 Hunter Morris, 1B
 Trent Mummey, DH

SEC ALL-TOURNAMENT

1978 Dom Fucci, 1B
 J.B. Brown, 2B
 Bo Fucci, DH
1980 Johnny Tutt, OF
 Darrell Wilkes, OF
 John Metasavage, DH
1986 Trey Gainous, OF
 Pat Bailey, UT
1987 Kevin Henry, 3B
 Trey Gainous, OF
1989 Chris Hart, OF
 Jeff Leatherman, 2B
 Clark Preble, OF
 Frank Thomas, 1B
 Tommy Youngblood, P
1993 Brian Alyea, 1B
 Mitch Duke, C
1994 Mark Bellhorn, 2B
 Ryan Halla, P
 Shawn McNally, 3B
 John Powell, P
 Frank Sanders, OF
1995 Mark Bellhorn, SS
1997 Kevin Knorst, P
1998 Hayden Gliemmo, OF
 Heath Kelly, 2B
 Chad Wandall, 3B
1999 Mailon Kent, OF
2003 Bobby Huddleston, C
 Arnold Hughey, P
 Javon Moran, OF





AUBURN IN MLB

GREGG OLSON

Table with columns: Year, Team, G/GS, W-L, SV, ERA, IP, H, BB, SO. Rows include Baltimore (1988-1999), Cle/K.C. (1995), Det./Hou. (1996), Minn./K.C. (1997), Arizona (1998-1999), LA (N.L.) (2000-2001). Totals (14 years): 622/0 40-39 217 3.46 672.0 598 330 588

JIMMY OUTLAW

Table with columns: Year, Team, G, Avg, AB, R, H, RBI, 2B, 3B, HR. Rows include Cincinnati (1937-1938), Boston (NL) (1939), Detroit (1943-1949). Totals (10 years): 650 .268 1974 257 529 184 79 17 6

RAY PRIM

Table with columns: Year, Team, G/GS, W-L, SV, ERA, IP, H, BB, SO. Rows include Washington (1933-1934), Philadelphia (1935), Chicago (NL) (1943-1944), Chicago (NL) (1945-1946). Totals (6 years): 116/34 22-21 4 3.56 351.0 379 72 161

JIM PYBURN

Table with columns: Year, Team, G, Avg, AB, R, H, RBI, 2B, 3B, HR. Rows include Baltimore (1955-1957). Totals (3 years): 158 .190 294 36 56 20 5 5 3

STEVEN REGISTER

Table with columns: Year, Team, G/GS, W-L, SV, ERA, IP, H, BB, SO. Rows include Colorado (2008), Philadelphia (2009). Totals (2 years): 11/0 0-0 0 8.25 12.0 16 7 9

DAVID ROSS

Table with columns: Year, Team, G, Avg, AB, R, H, RBI, 2B, 3B, HR. Rows include Los Angeles (2002-2004), Pitt./S.D. (2005), Cincinnati (2006-2007), Cin./Boston (2008), Atlanta (2009-2010), Atlanta (2011), Atlanta (2012), Boston (2013), Boston (2014). Totals (13 years): 744 .233 1955 224 455 273 101 5 95

BEN SANKEY

Table with columns: Year, Team, G, Avg, AB, R, H, RBI, 2B, 3B, HR. Rows include Pittsburgh (1929-1931). Totals (3 years): 72 .213 169 21 36 14 2 5 0

ED SHERLING

Table with columns: Year, Team, G, Avg, AB, R, H, RBI, 2B, 3B, HR. Row: Philadelphia (1924). Totals (1 year): 4 .500 2 2 1 0 1 0 0 0

RED SMITH

Table with columns: Year, Team, G, Avg, AB, R, H, RBI, 2B, 3B, HR. Rows include Brooklyn (1911-1912), Brooklyn (1913), Brooklyn/Bos. (1914), Boston (1915-1916), Boston (1917), Boston (1918), Boston (1919). Totals (9 years): 1117 .278 3907 477 1087 514 208 49 27

LEVALE SPEIGNER

Table with columns: Year, Team, G/GS, W-L, SV, ERA, IP, H, BB, SO. Rows include Washington (2007), Washington (2008). Totals (2 years): 26/6 2-4 0 9.19 48.0 71 29 20

SCOTT SULLIVAN

Table with columns: Year, Team, G/GS, W-L, SV, ERA, IP, H, BB, SO. Rows include Cincinnati (1995-1996), Cincinnati (1997-1998), Cincinnati (1999-2000), Cincinnati (2001), Cincinnati (2002), Cin./Chi. (AL) (2003), Kansas City (2004). Totals (10 years): 558/0 40-28 9 3.98 737.1 670 281 622

STUART TATE

Table with columns: Year, Team, G/GS, W-L, SV, ERA, IP, H, BB, SO. Row: San Francisco (1989). Totals (1 year): 2/0 0-0 0 3.38 2.2 3 0 4

CLETE THOMAS

Table with columns: Year, Team, G, Avg, AB, R, H, RBI, 2B, 3B, HR. Rows include Detroit (2008-2009), Det./Minn. (2012), Minn. (2013). Totals (4 years): 249 .233 709 95 165 65 38 4 13

FRANK THOMAS

Table with columns: Year, Team, G, Avg, AB, R, H, RBI, 2B, 3B, HR. Rows include Chicago (AL) (1990-1992), Chicago (AL) (1993-1994), Chicago (AL) (1995-1996), Chicago (AL) (1997-1998), Chicago (AL) (1999-2000), Chicago (AL) (2001-2002), Chicago (AL) (2003), Chicago (AL) (2004), Chicago (AL) (2005), Oakland (2006), Toronto (2007), Tor./Oak. (2008). Totals (18 years): 2322 .301 8199 1494 2468 1704 495 12 521

TAYLOR THOMPSON

Table with columns: Year, Team, G/GS, W-L, SV, ERA, IP, H, BB, SO. Row: Chicago (AL) (2014). Totals (1 year): 5/0 0-0 0 10.13 5.1 9 4 4

COOT VEAL

Table with columns: Year, Team, G, Avg, AB, R, H, RBI, 2B, 3B, HR. Rows include Detroit (1958-1959), Detroit (1960), Washington (1961), Pittsburgh (1962), Detroit (1963). Totals (6 years): 247 .231 611 75 141 51 26 3 1

JOHNNY WATWOOD

Table with columns: Year, Team, G, Avg, AB, R, H, RBI, 2B, 3B, HR. Rows include Chicago (AL) (1929-1930), Chicago (AL) (1931), Chi./Bos. (1932), Boston (1933), Philadelphia (1939). Totals (6 years): 469 .283 1423 192 403 158 66 16 5

MLB HONORS & AWARDS

NATIONAL BASEBALL HALL OF FAME

2014 Frank Thomas (first ballot)

MOST VALUABLE PLAYER

1993 Frank Thomas, Chicago (AL)

1994 Frank Thomas, Chicago (AL)

ROOKIE OF THE YEAR

1989 Gregg Olson, Baltimore (AL)

COMEBACK OF THE YEAR

2010 Tim Hudson, Atlanta

ALL-STAR GAME MVP

1989 Bo Jackson, Kansas City

ALL-STAR GAME PARTICIPANTS

1989 BO JACKSON [MVP]

1990 Gregg Olson

1993 Frank Thomas

1994 FRANK THOMAS

1995 FRANK THOMAS

1996 Frank Thomas

1999 Tim Hudson

2004 Tim Hudson*

2014 JOSH DONALDSON

Tim Hudson

All CAPS indicates starter / * Injured, did not play

WORLD SERIES PARTICIPANTS

JOE BECKWITH

Table with columns: Year, Team, G/GS, W-L, SV, ERA, IP, H, BB, SO. Row: Kansas City (1985). Totals (1 year): 1/0 0-0 0 0.00 2.0 1 0 3

Joe Beckwith was also a part of the 1983 World Series Champion Los Angeles Dodgers but did not pitch in any of the games.

MARK BELLHORN

Table with columns: Year, Team, G, Avg, AB, R, H, RBI, 2B, 3B, HR. Row: Boston (2004). Totals (1 year): 4 .300 10 3 3 4 1 0 1

JUSTIN CHRISTIAN

Christian was on the 2012 San Francisco Giants roster during the regular season but did not appear on the post-season roster

GABE GROSS

Table with columns: Year, Team, G, Avg, AB, R, H, RBI, 2B, 3B, HR. Row: Tampa Bay (2008). Totals (1 year): 1 .000 3 0 0 2 0 0 0

JOSH HANCOCK

Hancock was on the 25-man roster for the 2006 World Series Champion St. Louis Cardinals but did not make an appearance in any of the games.

TIM HUDSON

Table with columns: Year, Team, G/GS, W-L, SV, ERA, IP, H, BB, SO. Row: San Francisco (2014). Totals (1 year): 2/2 0-1 0 6.14 7.1 7 2 3

TERRY LEACH

Table with columns: Year, Team, G/GS, W-L, SV, ERA, IP, H, BB, SO. Row: Minnesota (1991). Totals (1 year): 2/0 0-0 0 3.86 2.1 2 0 2

Leach was also on the 1986 New York Mets World Series team but did not appear on the post season roster

JIMMY OUTLAW

Table with columns: Year, Team, G, Avg, AB, R, H, RBI, 2B, 3B, HR. Row: Detroit (1945). Totals (1 year): 7 .179 28 1 5 3 0 0 0

RAY PRIM

Table with columns: Year, Team, G/GS, W-L, SV, ERA, IP, H, BB, SO. Row: Chicago (NL) (1945). Totals (1 year): 2/1 0-1 0 9.00 4.0 4 1 1

DAVID ROSS

Table with columns: Year, Team, G, Avg, AB, R, H, RBI, 2B, 3B, HR. Row: Boston (2013). Totals (1 year): 4 .188 16 1 3 1 1 0 0

FRANK THOMAS

Thomas was a member of the 2005 World Series Champion Chicago White Sox but did not play in the series due to injury.





AUBURN IN MLB DRAFT

YEAR	PLAYER, POS.	ROUND	CLUB
1965	Monte Sharp, LHP	22	Milwaukee
	Scott Long, SS*	52	Houston
1966	Edward Long, SS*	5	NY Yankees
	Ralph Walls, 3B	40	Atlanta
1967	Ray Cox, C	13	Cleveland
	Q.V. Lowe, RHP	19	Chicago Cubs
	George McKenzie, 2B	33	Detroit
1968	Michael Peden, C	18	Oakland
	Thomas Smith, RHP	2	Oakland
1970	Richard Nance, LHP*	2	Milwaukee
	Rick Eisenacher, RHP*	6	Baltimore
1971	Earl Nance, LHP*	3	Chicago White Sox
	Rick Eisenacher, RHP*	5	Detroit
	Ken Dempsey, OF	3	Minnesota
	Earl Nance, LHP	2	Boston
	Rick Eisenacher, RHP*	5	Minnesota
	Jack Baker, RHP	26	Boston
1975	James Handley, RHP	19	Chicago White Sox
	Davis May, RHP	24	Minnesota
1976	Terry Leach, RHP*	7	Boston
	Joe Beckwith, RHP*	12	Cleveland
	Ritchie Howard, 3B	28	Pittsburgh
1977	Joe Beckwith, RHP	2	Los Angeles
1978	Dom Fucci, 1B-OF*	6	Chicago White Sox
1979	Dom Fucci, 1B	5	Chicago White Sox
	Pat Keedy, 2B	5	California
	Steve Renfroe, OF*	7	California
1980	Phil Deriso, LHP*	10	Montreal
	Mark Shiflett, LHP*	12	San Francisco
1981	John Tutt, OF	8	Baltimore
	Phil Deriso, LHP	18	Cleveland
	Mark Shiflett, LHP	27	New York Yankees
1982	Doug Gilcrease, SS	7	Kansas City
	Darryl Wilks, OF-1B	11	Cincinnati
	John Metasavage, 3B	25	New York Mets
	Dave Heath, C	26	California
1983	Bob Berry, 3B	36	Atlanta
1984	Stu Tate, RHP	8	San Francisco
1985	Tim McLain, RHP	7	Seattle
	Tim Lemons, 1B-RHP	13	Kansas City
	Bo Jackson, OF*	20	California
1986	Bo Jackson, OF	4	Kansas City
	Paul Foster, OF	26	Detroit
	David Plumb, C	26	Atlanta
1987	Mark Chapman, RHP	18	Milwaukee
1988	Gregg Olson, RHP	1	Baltimore
	Stacy Jones, RHP	3	Baltimore
	Jeff Livesey, C	13	New York Yankees
	David Adams, RHP*	29	St. Louis
	Ed Ohman, RHP	46	Texas
1989	Frank Thomas, 1B	1	Chicago White Sox
1990	Mike Ferry, RHP	4	Cincinnati
	Chris Hart, OF	5	Oakland
	Tim Edge, C	6	Pittsburgh
	Brad Holman, RHP	35	Detroit
1991	Tommy Carter, LHP	7	New York Yankees
	Andy Albrecht, OF	13	New York Yankees
	Brad Parker, 3B	34	Oakland
	Jeff Leatherman, 1B	47	Pittsburgh
1992	Scott Sullivan, RHP*	39	Milwaukee
1993	Scott Sullivan, RHP	2	Cincinnati
	Chris Christopher, OF	12	St. Louis
	John Powell, RHP*	13	New York Mets
	Jason Johnson, RHP	19	Colorado
	Jon Hebel, RHP	29	Cincinnati
1994	John Powell, RHP	9	Texas
	Frank Sanders, OF*	14	Seattle
	Brandon Moore, SS	17	Chicago White Sox
	Shawn McNally, RHP*	53	NY Mets
1995	Mark Bellhorn, SS	2	Oakland
	Shawn McNally, OF	13	St. Louis
	Jay Waggoner, 1B	23	Detroit
	Chris Morrison, RHP	34	Oakland
1996	Elliot Brown, RHP	6	Tampa Bay
	Kirby Clark, C	33	Philadelphia
1997	Bryan Hebson, RHP	1	Montreal
	Patrick Dunham, RHP	3	Seattle
	Tim Hudson, RHP	6	Oakland
	Finley Woodward, RHP	10	St. Louis
	Rah Marany, 2B	12	St. Louis
1998	Scott Pratt, SS	3	Cleveland
	Heath Kelly, 2B	15	Florida
	Josh Etheredge, OF	17	Colorado

YEAR	PLAYER, POS.	ROUND	CLUB
1999	Brent Schoening, RHP	5	Minnesota
	Casey Dunn, C	15	Kansas City
	Chad Wandall, SS	21	Minnesota
	Brad Weis, LHP	28	Minnesota
	Paul Turco, SS	39	San Francisco
2000	Chris Bootcheck, RHP	1	(20th) Anaheim
	Dominic Rich, 2B	2	Toronto
	Brandon Mayfield, RHP	11	Philadelphia
	Todd Faulkner, 1B*	12	New York Mets
	Mailon Kent, OF*	30	St. Louis
2001	Gabe Gross, OF	1	(15th) Toronto
	Mailon Kent, OF	12	Atlanta
	Todd Faulkner, 1B	22	New York Yankees
	Trent Pratt, C	34	Arizona
2002	Jonathan Schuerholz, SS	8	Atlanta
	Trent Pratt, C	12	Philadelphia
	Mike Mueller, RHP	16	Atlanta
2003	Javon Moran, OF	5	Philadelphia
	Levale Speigner, RHP	14	Minnesota
	Bobby Huddleston, C	23	Detroit
	Calby Paxton, RHP*	32	Texas
2004	Steven Register, RHP	3	Colorado
	Sean Gamble, OF	6	Philadelphia
	Tug Hulet, 2B	14	Texas
	Chuck Leraloman, SS	21	Boston
2005	Josh Sullivan, RHP	5	Colorado
	Josh Bell, C	6	Toronto
	Clete Thomas, OF	6	Detroit
	John Madden, RHP	8	San Diego
	Michael Nix, RHP	11	Atlanta
	Arnold Hughley, LHP	13	San Diego
	Karl Amonite, 1B	13	New York Yankees
2006	Chris Dennis, RHP*	40	Texas
2007	Josh Donaldson, C	1	& Chicago Cubs
	Russell Dixon, OF	7	Houston
	Bruce Edwards, OF	15	San Francisco
	Brett Butts, RHP	19	Atlanta
	Mike Bianucci, OF*	23	Anaheim
	Philip Stringer, IF	24	Houston
	Josh Blake, LHP	35	Arizona
2008	Mike Bianucci, OF	8	Texas
	Evan Crawford, LHP	8	Toronto
	Matt Hall, IF	10	Tampa Bay
	Luke Greinke, UTIL	12	New York Yankees
	Bryan Woodall, RHP	21	Arizona
	Taylor Thompson, RHP*	25	Chicago White Sox
2009	Joseph Sanders, IF	5	Colorado
	Scott Shuman, RHP	19	Tampa Bay
	Paul Burnside, RHP	39	Chicago White Sox
	Taylor Thompson, RHP	44	Chicago White Sox
2010	Trent Mummey, OF	4	Baltimore
	Hunter Morris, IF	4	Milwaukee
	Cole Nelson, LHP	10	Detroit
	Grant Dayton, LHP	11	Florida
	Austin Hubbard, RHP	14	Tampa Bay
	Ryan Jenkins, C	17	Kansas City
	Brian Fletcher, OF	18	Kansas City
	Kevin Patterson, OF/1B*	23	Tampa Bay
	Bradley Hendrix, RHP*	30	Cincinnati
	Justin Fradejas, OF*	35	Colorado
	Stephen Kohlscheen, RHP	45	Seattle
2011	Dan Gamache, IF	6	Pittsburgh
	Casey McElroy, IF	11	San Diego
	Derek Varadore, RHP*	17	Florida
	Bradley Hendrix, RHP*	22	Tampa Bay
	Tony Caldwell, C	24	Florida
	Kevin Patterson, 1B/DH	30	Toronto
2012	Derek Varadore, RHP	9	New York Yankees
	Ryan Tella, OF*	11	San Francisco
	Slade Smith, RHP	17	Detroit
	Creede Simpson, IF	25	Baltimore
2013	Garrett Cooper, 1B	6	Milwaukee
	Conner Kendrick, LHP	9	New York Yankees
	Will Kendall, LHP	30	Pittsburgh
	Jay Gonzalez, OF*	39	Texas
2014	Trey Cochran-Gill	17	Seattle
	Damek Tomscha	17	Philadelphia
	Rocky McCord*	31	Kansas City

KEY

* - Did not sign; ^ - January Secondary Phase; % - June Regular Phase; S - June Secondary Phase; Sd - June Secondary Delayed; Sa - June Secondary Active; # - January Regular Phase; & - Supplemental; () - Draft Pick



LETTERWINNERS (1949-PRESENT)

• A-A-A •

ADAMS, David 1984-85-87-88
ALBERCHT, Andy 1988-89-90-91
ALLEN, Doug 1983-84
ALVORD, Zach 2011-12
ALYEA, Brian 1993
AMONITE, Karl 2003, '05
ANDERSON, Jack 1959-60-61
ANDREWS, Bobby 2011-12-13
ARGENTI, Allen 1989
ARIAI, Gump 1934
ATKINS, Stewart 1990
AUSTIN, Blake 2011-12-13-14
AUSTIN, Darren 1986

• B-B-B •

BACHUS, Jim 1963-64
BAILEY, Dennis 1974-75
BAKER, Bob 1959-60
BAKER, Ernest 1950-52
BAKER, Jack 1971
BALDASARE, Frank 1967-68-69
BANDY, Hugh 1955
BARFIELD, Jimmy 1963-64
BASSO, Jamie 1982-83-84
BAXTER, Fred 1992
BAYNES, Ronnie 1964-65
BEAN, Colter 1998-99-00
BECKWITH, Joe 1974-75-76-77
BECTON, Dana 1979-80-81
BEAIRD, Chris 2000
BEISNER, Brooks 2011
BELL, Josh 2003-04-05
BELLHORN, Mark 1993-94-95
BENNETT, Andy 2006-07
BERRY, Bob 1981-82-83
BIANUCCI, Mike 2006-07-08
BIBB, Otis 1962-63-64
BIESEL, Andy 1988
BINNING, Brett 2014
BIRCHFIELD, James 1950
BISHOP, Ken 1971-72
BLACK, Jim 1976
BLAKE, Josh 2005-07
BLAKENEY, Larry 1968-69
BLATT, Zach 2009-10-11-12
BLAUSER, Jim 1966-67
BLINKA, Cameron 2012
BLODGETT, David 1971-72-73
BLOUDWORTH, Jack 1960-61
BOLLINGER, Allan 1978
BOOTCHECK, Chris 1998-99-00
BOOZER, Roger 1966-67-68
BOUTWELL, Jeff 2005-06
BOVERT, Paul 1966-67-68
BOWEN, Caleb 2009-10-11-12
BOX, Seth 1953
BOYD, Jim 1960-61-62
BRADBERRY, Buck 1952-53
BRANDON, Eric 2001-02
BRANSON, Don 1954
BREAKFIELD, Bill 1960-61-62
BRISTOW, Justin 2006-07
BROOKS, Robert 2007
BROWN, Brad 1990-91
BROWN, Dave 1951-52-53
BROWN, Elliot 1996
BROWN, J.B. 1976-77-78-79
BROWN, Mark 1979
BROWN, Todd 1992

• C-C-C •

BRYANT, Justin 2010-12
BRYANT, Norman 1987
BRYANT, Ted 2005-06-07
BURBANK, Bill 1955
BURGREEN, Jackson 2013-14
BURKETT, Jackie 1957-58-59
BURNHAM, Brett 2000-01
BURNSIDE, Paul 2006-07-08-09
BURROUGHS, Steve 1986-87-88
BURTON, Peter 1978
BUSH, Garrett 2010
BUTLER, Greg 1971-72-73
BUTLER, Ron 1987
BUTTS, Brett 2006-07
CALDWELL, Tony 2008-09-10-11
CAMERON, Bill 1971-72
CAMERON, Scott 2005
CAMP, Harvey 1950-51
CAMP, Justin 2013-14
CARDWELL, Grant 2005-06
CARLAN, Charlie 1957-58-59
CARTER, Reid 2013
CARTER, Tommy 1989-90-91
CASON, Tommy 1969-70
CATCHINGS, Ben 1959-60-61
CAUTHEN, Dave 1955
CAWTHORNE, Bill 1957-58
CHABOT, Kevin 1993-94-95-96
CHAMBERS, Jerry Joe 1983
CHAPMAN, Bruce 1980
CHAPMAN, Mark 1984-85-86-87
CHILDERS, Steve 1981-82-83-84
CHRISTIAN, Bill 1950
CHRISTIAN, Justin 2001
CHRISTOPHER, Chris 1991-92-93
CHWALIK, Jay 1977
CIMO, Tanner 2012-13
CLARK, Kirby 1995-96
CLARK, Ryan 2005
CLAYTON, Ken 2002
CLEMENTS, Barry 1981-82
CLEMENTS, Robby 2014
COBB, Joe 1953
COCHRAN-GILL, Trey 2012-13
COLE, Jimmy 1950
COLEMAN, Travis 2005-06
COLLINS, Gene 1967-68-69
COLLINS, Ricky 1996
COMER, Don 1968
CONSTAN, Phil 1980-81-82
COOPER, Garrett 2012-13
COPE, Curt 1973-74-75-76
COPPINGER, Ty 1967-68-69
CORBIN, Ted 1990-91
COTTRELL, Al 1979
COUNTRYMAN, Rick 1967-68
COX, Ray 1966-67
CRAFT, Tony 1972-73
CRAWFORD, Evan 2006-07-08
CROUCH, Jack 1956-57-58
CROWE, J.D. 2013
CROWNOVER, Derrick 1988-89
CRYSEL, Jimmy 1963-64-65
CUNNINGHAM, David 2008
CUNNINGHAM, Jim 1983
CURLEE, Jack 1941-42-43
CURTIS, Terry 1971-72-73

• D-D-D •

DAILEY, Gary 1972-73-74-75
DANIEL, Harry 1959-60
DAVIDSON, Rick 1989
DAVIS, Bo 1959-61
DAVIS, Bill 1982-83
DAVIS, Joe 1952-53-54
DAYTON, Grant 2008-09-10
DEAN, Jake 1992-93
DEAN, Ray 1950-51
DEAN, Russ 1973-74-75
DEARTH, Tucker 1996-97-99
DEDRICK, Terrance 2013-14
DEMPSEY, Ken 1969-71
DEMPSEY, Larry 1961-62-63
DENNIS, Chris 2003-04-06-07
DERISO, Phil 1978-79-80-81
DICKEY, Doug 1953-54-55
DILKS, Ed 1986-87-88
DIXON, Russell 2005-06
DOLLAR, Rodney 1981-82
DOLES, Harry 1964-65-66
DOLSON, Ben 1953-54-55
DONALDSON, Don 1969-70
DONALDSON, Duke 1985
DONALDSON, Josh 2005-06-07
DOUGLAS, Jim 1959-60-61
DOUGHTERY, Mike 1986
DREADEN, Tom 1987
DUART, Fred 1951
DUEITT, Cory 2001-02-03-04
DUFFNER, David 1973-74-75-76
DUKE, Mitch 1991-93
DUKE, Pat 1956-57-58
DUMAS, Henry 1957-58
DUNHAM, Patrick 1997
DUNN, Casey 1996-97-98-99

• E-E-E •

EBERT, Jordan 2013-14
EDGE, Tim 1988-89-90
EDWARDS, Bruce 2005-06-07
EISENACHER, Rick 1969-70-71
ELLIS, Frank 1934
ELMORE, Verdo 1950
EMBLEAU, Scott 1983
ERWIN, Mugs 1934
ETHEREDGE, Josh 1995-96-97
ETHEREDGE, Judson 1990

• F-F-F •

FAULKNER, Scott 2005
FAULKNER, Todd 1998-99-00-01
FELIX, Mike 2004-05
FERRY, Mike 1988-89-90
FINLAYSON, Hubert 1949-50
FINNEY, Reuben 1953-54-55
FLAGLER, Andy 1989-90
FLEMMING, Billy 1949-50
FLETCHER, Brian 2008-09-10
FOSTER, Paul 1983-84-85-86
FOWLER, Paul 1980
FOWLER, Wayne 1961-62-63
FOXWELL, Steve 1972
FRADEJAS, Justin 2010-11
FRAZIER, Mike 1976-77
FREDERICK, Rex 1957-58-59
FRIEND, DeWayne 1983-84
FROMAN, Russ 1985

FRYER, Frank 1964-65-66
FUCCI, Bo 1977-78-79
FUCCI, Dom 1976-77-78-79
FULLER, Mark 1989-90-91-92

• G-G-G •

GAINOUS, Trey 1985-86-87
GALLAGHER, Garry 1988-89
GAMACHE, Dan 2009-10-11
GAMBLE, Sean 2002-03-04
GARRISON, Bob 1961
GATEWOOD, George 1987
GEORGE, Gerald 1957-58-59
GERALDS, Tandy 1962-63-64
GILBERT, Charlie 1949-50-51
GILBERT, Porter 1959-61-62
GILBERT, Reggie 1963-65-66
GILCREASE, Doug 1980-81-82
GILLIKIN, Sam 2013-14
GILMER, Wes 2008-09-10-11
GILMORE, Dan 1950
GIVENS, Don 1979
GLEVENYAK, Dan 2012-13-14
GLEMMO, Hayden 1998-99-00-01
GOBER, Todd 1995
GOLDEN, Greg 1967-68
GONZALEZ, Jay 2011-12
GRANT, George 1921-22
GREINKE, Luke 2006-07-08
GRIER, Anfernee 2014
GROOMS, Matt 2002
GROSS, Gabe 1999-00-01
GROTE, Jeff 1982-83
GURROSKY, Scott 1990

• H-H-H •

HAECKER, Damon 2014
HAEFNER, Joe 1969-71-72
HAHN, Dick 1949
HAIRE, Dink 1963-64-65
HALL, Bart 1975
HALL, Matt 2008
HALL, Wayne 1969-71-72
HALLA, Ryan 1993-94-95-96
HAMILTON, Red 1934
HAND, Don 1965
HANDLEY, Jim 1972-73-74-75
HANEY, Tony 1985-86-87-88
HANSON, John 1980
HARGETT, Justin 2008-09-10-11
HARKINS, Jason 1989-90-91
HARPER, Rus 2009
HART, Chris 1989-90
HARTLEY, Larry 1964-65
HATCHETT, Mark 1972-73-74-75
HEBEL, Jon 1990-91-92-93
HEBSON, Bryan 1995-96-97
HEIDEN, Howard 1953
HEMPHILL, Paul 1956-57
HENDRIX, Bradley 2008-09-10-11
HENNEN, John 1969
HENRY, Kevin 1984-85-87-88
HENRY, Al 1978
HESSER, Tim 1984
HILL, George 1949-50-51
HILL, Harrel 1997
HITCHCOCK, Billy 1936-37
HITCHCOCK, Jimmy 1931-32-33
HNYTKA, Mike 2004-05
HOEHLE, Gene 1950-51-52





LETTERWINNERS (1949-PRESENT)

HOLLIS, Joe.....	1968-69
HOWARD, Richie.....	1975-76
HUBBARD, Austin.....	2007-08-09-10
HUDDLESTON, Bobby.....	2000-01-02-03
HUDLOW, Kyle.....	2002
HUDSON, Jim.....	1959-60-61
HUDSON, Robert.....	1975-76-77
HUDSON, Tim.....	1996-97
HUDSON, Trent.....	1981-82-83
HUGHEY, Arnold.....	2002-03-04-05
HULETT, Tug.....	2002-03-04
HULSEY, Tim.....	1971-72-73
HUMPHREYS, Kevin.....	1994-95
HUMPHRIES, Lynn.....	1978-79
HURST, Michael.....	2007-08-09-10
HUSKINS, Joey.....	2005
HUTCHISON, Mark.....	1983

• I-I-I •

INGALLS, Kyle.....	1985
--------------------	------

• J-J-J •

JACKSON, Bo.....	1983-85-86
JACOBS, Jon Luke.....	2009-10-11-12
JACOBSON, Greg.....	1984-85-86-87
JAMES, Bob.....	1957-58
JENKINS, George.....	1934
JENKINS, Ryan.....	2006-07-08-10
JEROLOMAN, Chuck.....	2002-03-04
JOHNSON, Jason.....	1991-92-93
JOHNSON, Terry.....	1983
JOHNSTON.....	1952
JOHNSTON, Shof.....	1958
JOHNSTONE, Tyler.....	2005-06
JONES, Ben.....	2006-07-08-09
JONES, George.....	1998
JONES, Jake.....	1951-52
JONES, Justin.....	2008
JONES, Sean.....	2002
JONES, Lynn.....	1971-72-73
JONES, Stacy.....	1986-87-88
JORDAN, Bobby.....	1952
JORDAN, Kevin.....	1983-84

• K-K-K •

KAIN, Larry.....	1969-71
KANAKIS, Connie.....	1955-56
KANAKIS, Peter.....	1995
KEEDY, Pat.....	1977-78-79
KEENER, Harold.....	1956
KELLEY, Hunter.....	2013
KELLEY, Ty.....	2008-09-10
KELLY, Heath.....	1997-98
KENDALL, Will.....	2011-12-13
KENDRICK, Conner.....	2013
KENT, Mailon.....	1963
KENT, Mailon.....	1998-99-00-01
KERSH, Jamie.....	1996-97-98-99
KEY, Ken.....	1992-93-94-95
KILLMETT, Mike.....	1991-92-93-94
KINLAW, Dennis.....	1949
KIRKLAND, Randy.....	1974
KNIGHT, Billy.....	1977
KNODEL, Tom.....	1989-90
KNORST, Kevin.....	1997-98-99-00
KOCH, Alan.....	1958-59-60
KOGER, Daniel.....	2012-13
KOHLSCHEEN, Stephen.....	2010
KRAFT, Tony.....	1971

KRONFELD, Turner.....	1942-43
-----------------------	---------

• L-L-L •

LANIER, L.F.....	1954-56-57-58
LASTER, Jimmy.....	1956-57-58
LATHAM, Bill.....	1978-79-80-81
LAWRENCE, Bill.....	1971-72-73-74
LAZENBY, Beal.....	1969
LEACH, Terry.....	1973-74-75-76
LEATHERMAN, Jeff.....	1988-89-90-91
LeBOEUF, Jason.....	1992-93-94-95
LEE, Mack.....	1953
LEE, Jeff.....	1986
LEE, Jimmy.....	1958
LEMMONS, Tim.....	1984-85
LETCHWORTH, Bill.....	1949-50-51
LEWIS, Robert.....	1991-92-93-94
LEWTER, Jerry.....	1963-64-65
LITTLE, Danny.....	1968-69
LIVSEY, Jeff.....	1985-86-87-88
LOCKARD, Jim.....	1951-52
LOGAN, Bill.....	1950-51
LOGAN, Blake.....	2014
LOLLEY, Gary.....	1984
LONG, Bill.....	1957
LONG, Lance.....	1982-83
LONG, Scotty.....	1965-66-67
LORINO, Tommy.....	1957-58
LOWE, Martin.....	1977
LOWE, Q.V.....	1966-67
LUCKIE, Cory.....	2008-10-11-12
LUNA, Brandon.....	2001
LUNDSTROM, Jay.....	1960

• M-M-M •

MACRORY, Rob.....	1994-95-96-97
MADDEN, John.....	2004-05
MAITLAND, Ben.....	2004-05
MARTIN, Jimmy.....	1962-63-64
MARTIN, Joey.....	1968-69-70-71
MARTIN, John.....	1956-57-58
MARTIN, Mike.....	1990
MASTEN, Andy.....	2006
MATSON, Larry.....	1966
MAXWELL, Jack.....	1949
MAY, Davis.....	1974-75
MAYO, Kyle.....	2004
MAYFIELD, Brandon.....	2000
McAfee, Emmett.....	1949
McCANN, Chezz.....	2009
McCLAIN, Tim.....	1982-84-85
McCLANAHAN, Mark.....	1974-75-76
McCLENDON, Tom.....	1953-54-55
McCORD, Rocky.....	2012-13-14
McCREE, John.....	1959-60-61
McDUFFIE, Dennis.....	1962
McDUFFIE, Fred.....	1957-58
McLEROY, Casey.....	2009-10-11
McFATTER, Jon.....	1984-85
McKENZIE, Pete.....	1965-66-67
McMAHAN, Warren.....	1934
McMILLAN, Gilbert.....	1934
McMURRY, Bill.....	1950-52-53
McMURRY, Dick.....	1951-52
McNALLY, Shawn.....	1994-95
McQUAGGE, Mark.....	1989
MEDDOWS, Michael.....	2005
MERCHANT, Andy.....	1969-70-71-72
MEREDITH, John.....	1950
METASAVAGE, John.....	1981-82

MIKSIS, Jim.....	2004
MILLIKER, Geoff.....	1980
MILLIMAN, Jacob.....	2014
MILLER, Buck.....	1989
MILLER, David.....	1983-85
MILLER, Mickey.....	1973-74-75-76
MIMS, Drew.....	2005
MITCHELL, Neal.....	1982
MOCK, Alan.....	1979-80-81
MOCK, Julian.....	1949-50-51
MOGENTALE, David.....	1981-82
MONTE, Sam.....	1965
MONTGOMERY, Steve.....	1975-76-77-78-79
MOORE, Brandon.....	1991-92-93-94
MOORE, Chuck.....	1975-76-77
MOORE, Bobby.....	1982
MOORER, John.....	1988-89-90
MORAN, Javon.....	2001-02
MORGAN, Malvern.....	1937-38-39
MORRIS, Andrew.....	2011
MORRIS, Hunter.....	2008-09-10
MORRIS, Mutt.....	1934
MORRIS, Tex.....	1982
MORRISON, Chris.....	1994-95
MORRISON, Gray.....	1976-77-78
MORTON, Miles.....	2009
MORTON, Tom.....	1973-74-75-76
MOWEN, David.....	1976
MUELLER, Mike.....	2002
MUGARDITCHIAN, John.....	1980
MULLINS, Cliff.....	2005
MUMMEY, Trent.....	2008-09-10
MURPHY, Sonny.....	1971-72

• N-N-N •

NAGEL, Bob.....	1952-53-54
NAIR.....	1952
NANCE, Earl.....	1968-69-70-71
NEESE, Jordan.....	2010
NELSON, Cole.....	2010
NEWI, Alec.....	1990-91-92-93
NICELY, Clarence.....	2005-06
NICHOLS, George.....	1962-63-64
NICHOLS, Larry.....	1960-61-62
NIX, Gary.....	1984
NIX, Lloyd.....	1957-58-59
NIX, Mark.....	1969
NIX, Michael.....	2004-05
NORTON, Jocko.....	1949-50
NORTON, John.....	1978
NOVAK, Rob.....	1990

• O-O-O •

O'BARR, Bill.....	1934
O'DONNELL, Todd.....	1989-90-91-92
O'HARE, David.....	1973-74-75-76
OHMAN, Ed.....	1985-86-87-88
OLSON, Gregg.....	1986-87-88
O'NEAL, Michael.....	2013-14
O'NEIL, Chris.....	2008-09-10-11
ORR, John.....	1934
ORTMAN, Dillon.....	2011-12-13-14
ORTMAN, Kody.....	2012-13
OSBORNE, Jay.....	2005-06
OVERSHEET, Wynton.....	1954-55-56-57
OVERTON, Joe.....	1962-63
OWENS, Tommy.....	1977
OZMANT, Wayne.....	1962

• P-P-P •

PAIR, Doyle.....	1956
PANTER, Barry.....	1978-79-80-81
PARKER, Brad.....	1991
PARSONS, Bill.....	1953
PATTERSON, Kevin.....	2008-09-10-11
PAXTON, Colby.....	2001-02-03-04
PEARCE, Earl.....	1950-51-52
PEARCE, Herbie.....	1954-55-56-57
PEDEN, Mike.....	1967-68
PENDLETON, Jon.....	1978
PENRY, Andy.....	1984
PFAB, Chuck.....	1976
PHILIPS, Sterling.....	1979-80
PIRRO, Mike.....	1987
PLUMB, David.....	1983-84-85-86
POWELL, Jeff.....	1989-90
POWELL, John.....	1990-91-92-93-94
POWELL, Jimmy.....	1953-54-55-56
PRATT, Scott.....	1998
PRATT, Trent.....	2001-02
PREBLE, Clark.....	1988-89
PRESCOTT, Trey.....	2005
PRICE, Dexter.....	2009-10
PYBURN, Jim.....	1953-54-55
PYLE, George.....	1953

• R-R-R •

RAMSEY, Jack.....	1953-54-55
RANCONT, Pete.....	1970-71
RANDAZZA, Greg.....	1988
RASBERRY, Jonathan.....	2006
RAY, Bradley.....	2008-09
RAY, Sean.....	2008-09-10-11
REA, Steve.....	1973-74-75-76
REGISTER, Steven.....	2002-03-04
REID.....	1952
REIF, Derek.....	1997-98-99
RENFROE, Steve.....	1977-78-79-80
RENNER, Scott.....	1987-88-89-91
RHODES, Bob.....	1979
RICH, Dominic.....	1998-99-00
RICKS, Russell.....	1982-83
ROBERSON, Billy Ray.....	1953-56-57
ROBERT, Daniel.....	2014
ROBERTS, Quineth.....	1958
ROBINSON, Keith.....	1985
ROBINSON, Robbie.....	1959
ROBISON, Vince.....	1951
RODENHIZER, Sam.....	1972-73-74
ROGAN, Tom.....	1977
ROGERS.....	1952
ROLLIN, Danny.....	1977
RONEY, Ried.....	1981
RONEY, Scott.....	1978-79-80
ROSENWALD, Matt.....	2005
ROSS, David.....	1996-97
ROSSI, Phil.....	2010
ROWELL, Tim.....	1978-79
RUCH, Dallan.....	1994-95-96
RUCKER, Jack.....	1949-51
RUCKER, Rock.....	2013
RUSH, Chuck.....	1971-72-73
RUSHING, Rondney.....	1977-78-79-80
RUSSELL, Erskine.....	1949
RUSSELL, Hamp.....	1971
RYERSON, Jim.....	1986-87



LETTERWINNERS (1949-PRESENT)

• S-S-S •

SAIA, Paul	1975
SAIN, Derek	2003-04-05-06
SANDERS, Frank	1994
SANDERS, Joseph	2007-08-09
SARMIENTO, Steve	1985
SAUCEDA, Marc	1981-82
SAVAGE, Morris	1957-58-59
SAVAGE, Patrick	2010-11-12-13
SAYERS, Mark	1984-85-86
SCHADE, Scott	2001-02
SCHARDT, Mitch	1995
SCHOENING, Brent	1997-98-99
SCHREMSHER, Bob	1962
SCHROLL, Greg	1979
SCHUERHOLZ, Jonathan	2000-01-02
SCHULTZ, Matt	2013
SEAMAN, Richard	1962-63
SELF, Mitchell	2010-11-12-13
SENN, Brian	1991-92
SENN, Chris	1983-84
SHACKELFORD, Duke	1964
SHAFER, John	1968-69
SHAFFER, J.J.	2014
SHALOUB, Rob	1988
SHANKS, Cliff	1993
SHAREK, Vic	1973-74
SHARPE, Monty	1964-65
SHELL, Alton	1955-56
SHEPHERD, Scott	1991
SHERIDAN, Tim	1991
SHIFFLET, Mark	1978-79-80-81
SHIRLEY, Craig	2013
SHIRLEY, Jim	1958-59-61
SHOOP, Lynn	2001
SHORE, Jared	2004-05
SHORR, Adam	1989
SHORT, Connor	2014
SHUGART, Kim	1972-73-74
SHUMAN, Bennett	1971-72-73
SHUMAN, Scott	2007-08-09
SIMMONS, George	1967-68
SIMMONS, Johnny	1972
SIMPSON, Creede	2010-11-12
SIWA, Joe	1987-89
SIWA, Ron	1986
SKINNER, Andrew	2001-02
SKINNER, Eric	2007-08
SKINNER, Kent	1976
SLATER, Andrew	1999-00
SLOCUM, Jake	2005
SMITH, Charlie	1984-85-86-87
SMITH, Dylan	2013-14
SMITH, Gary	1981-82-84
SMITH, Jarred	2012
SMITH, Mark	1990
SMITH, Ross	2007
SMITH, Russell	1981-82-83
SMITH, Slade	2010-11-12
SMITH, Tommy	1967
SMITH, Tracy	1991
SNOW, Ernie	1950-52-53
SNOW, Henry	1951
SORRELL, Robert	1979-80-81-82
SPRAGUE, Ben	2004-05
SPEIGNER, Brent	2000
SPEIGNER, Levale	2000-01-02-03
SPIVEY, Ben	1976-77
SPRUILL, Dustin	2007
STACEY, Adam	2005
STANLEY, Ryan	2006-07

STAPLETON, Josh	2006
STAUB, Eddie	1974-76
STERLING, Joe	1949-50
STRAITON, Johnny	1966-67-68
STRICKLAND, Bill	1974
STRINGER, Philip	2005-06-07
STURKIE, Henry	1955
SULLIVAN, Adam	1996-97
SULLIVAN, David	1974-75-76-77
SULLIVAN, Josh	2004-05
SULLIVAN, Scott	1991-92-93
SUNSERI, Dean	1983
SUSCE, Paul	1953-54-55-56
SWAIM, Mike	1981-82
SVETLAY, Vic	1961-62-63
SWIDERSKI, Jim	1978-80
SWORDSMA, Gordon	1955-56

• T-T-T •

TATE, Stuart	1983-84
TAYLOR, Danny	1974-75
TELLA, Ryan	2012-13-14
THOMAS, Clete	2003-04-05
THOMAS, Donnie	1983-84
THOMAS, Frank	1987-88-89
THOMAS, Will	2005
THOMPSON, Johnny	2006-07
THOMPSON, Keegan	2014
THOMPSON, Taylor	2007-08-09
THORNLEY, Tim	1977
TIDWELL, Travis	1949
TIDWELL, Ray	1969-70
TILLERY, Scott	1983-84-85-86
TISDALE, John	1950
TODD, Josh	2002
TOKASEY, Matthew	1978
TOMEY, Mickey	1989-90-91-92
TOMSCHA, Damek	2013-14
TRAGESER, John	1976-77
TUBBS, Howell	1953-54-55-56
TUBERVILLE, Bill	1963-65
TUCKER, Bill	1950
TUCKER, Ken	1961
TUTT, Johnny	1980-81
TYLER, John	1999-2000-02

• V-V-V •

VAN YPEREN, Jack	1971-72-73
VARNADORE, Derek	2011-12
VEAL, Brannen	1991-92
VEAL, Inman	1952
VINES, Doug	2002
VINES, Tim	1986
VISINTAINER, Pat	1983-84

• W-W-W •

WACKER, Cullen	2011-12-13
WADE, Jay	2011-12-13-14
WAGGONER, Jay	1992-93-94-95
WALKER, Brian	1993
WALKER, Russ	1968-69-70
WALL, Hindman	1956
WALLEN, Ethan	2011-12
WALLER, Matt	1972-73-74-75
WALLEY, Jim	1951-52-53
WALLACE, Rodney	1967-68-69
WALSH, Buz	1975
WANDALL, Chad	1996-97-99
WARD, Bill	1955

WARREN, Rob	1993
WARREN, Wick	1968-69
WATTS, Tommy	1957-58
WEBB, Bert	1960
WEBB, Dick	1949-50-51
WEEKS, Mark	1995-96
WEINGARTEN, Don	1977-78-79-80
WELLS, Ralph	1965-66
WEST, Bill	1981
WEST, Kris	2008-09
WESTBROOK, Sam	1934
WHEELER, George	1972
WHIGHAM, Byrd	1954-55
WHITE, Bruce	1959
WHITE, Ethan	1987-88
WHITE, Gayden	1961-62-63
WHITE, Lee	2005
WHITESSELL, Jack	1986
WHITSETT, Ed	1949
WHITTAKER, Mack	1959-60-61
WHITTENBURG, Russell	1993-94-95-96
WIEHE, Raymond	1983
WIGGINS, Peter	2006
WILCOXSON, William	1934
WILKS, Darryl	1980-82
WILLIAMS, Horace	1957-59
WILLIAMS, Tim	1977-78
WILLIAMSON, Chase	2012-13
WILLIAMSON, J.T.	2004
WILSON, Darryl	1964
WILSON, Rock	1984-85-86-87
WILSON, Stuart	1976
WIMBERLY, Mark	1976-77
WINGARD, Lee	1954-55
WINGENTER, Trey	2013-14
WOMACK, Dennis	1968-69
WOOD, Eric	1998
WOOD, Richard	1957
WOODALL, Bryan	2006-07-08
WOODS, Joe	1959-60
WOODWARD, Finley	1995-96-97
WOOTTON, Patrick	1997
WYATT, David	1980

• Y-Y-Y •

YERBY, Ward	1982-83
YOUNG, Guy	1954-55-56
YOUNGBLOOD, Tommmy	1987-88-89-90

• Z-Z-Z •

ZANTHOS, Joseph	1998-99
ZARBNISKY, Daryl	1984



