

AUBURN TIGERS SOFTBALL



2014 MEDIA SUPPLEMENT



CONTENTS / QUICK FACTS

GENERAL INFORMATION	Team Records.....52-56
Contents/Quick Facts.....2	Auburn Letterwinners.....57
Media Info.....3	
2014 Schedule.....4	
COACHING STAFF	
Clint Myers.....5-6	
Assistant Coach Scott Woodward.....7	
Assistant Coach Corey Myers.....7	
2014 Team Roster.....8	
Radio/TV Roster.....9	
2014 AUBURN TIGERS.....11-33	
2013 SEASON REVIEW	
2013 Year in Review.....34	
2013 Schedule and Results.....35	
2013 Auburn Overall Stats.....36	
2013 StatCrew Schedule Results.....37	
AUBURN TIGERS HISTORY AND RECORDS	
Year-by-Year Results.....40-46	
All-time Results/Statistical History.....47	
NCAA Regional History.....48	
SEC Tournament History.....49	
All-Time Opponents.....50	
Honors and Awards.....51	



UNIVERSITY INFORMATION

School.....Auburn University
 City / Zip.....Auburn, Ala. / 36831
 Founded.....Oct. 1, 1856
 Enrollment.....25,469
 Nickname.....Tigers
 Colors.....Burnt Orange and Navy Blue
 Affiliation.....NCAA Division I
 Conference.....Southeastern Conference
 President.....Dr. Jay Gogue
 Alma Mater.....Auburn (1969)
 Athletic Director.....Jay Jacobs
 Alma Mater.....Auburn (1985)
 S. Women's Admin.....Meredith Jenkins
 Alma Mater.....Florida State (1992)
 University Website.....www.Auburn.edu
 Athletics Website.....AuburnTigers.com
 Twitter.....@AuburnTigersSB

AUBURN PROGRAM HISTORY

First Year of Softball.....1997
 All-Time Record.....562-458-1
 All-Time SEC Record.....212-273
 NCAA Tournament Appearances.....9
 SEC Tournament Appearances.....13
 NCAA Postseason Record.....7-18
 SEC Tournament Record.....11-20
 At Jane B. Moore Field.....259-143-1
 At AU City Complex ('97-'98).....19-9
 Total Home Record.....278-152-1

STAFF INFORMATION

Head Coach.....Clint Myers
 Alma Mater.....Arizona St., 1976
 Career Record.....1,314-337 (.796)
 Record at Auburn.....First Year

Assistant Coach.....Scott Woodard
 Alma Mater.....W. New Mexico, 1985
 Assistant Coach.....Corey Myers
 Alma Mater.....Desert Vista HS
 Director of Operations.....Jim Beitia
 Alma Mater.....Cal St. Sacram., 1981

STADIUM INFORMATION

Stadium (Capacity).....Jane B. Moore Field (1,500)

2013 TEAM INFORMATION

2013 Overall Record.....30-23
 2013 Conference Record (Finish).....7-17 (13th)

2014 OUTLOOK

Letterwinners Returning/Lost.....14/6
 Position Starters Returning/Lost.....11/6
 Pitchers Returning/Lost.....4/0
 Newcomers.....7

COMMUNICATIONS INFO

Communications Contact
 John Thomas

 Thomas E-Mail
 john.thomas@auburn.edu

 Thomas Phone.....
 (334) 750-9245

MEDIA SUPPLEMENT CREDITS

The 2014 Auburn University softball media supplement was produced by the AU Communications Department. Writing, typesetting and editing by **John Thomas**.

Editorial assistance: Tyler Pigg, Matt Crouch, Evan Roberts, Harley Boykin, Cassie Arner.



@AuburnTigersSB



Auburn Tigers Softball



UNDER ARMOUR®



MEDIA INFORMATION

AUBURN COMMUNICATIONS



John Thomas, Assistant Director of Communications, is the primary media coordinator for the Tiger softball team.

Phone: 334-750-9245

Fax: 334-844-9807

Cell Phone: Same as above phone

E-mail: john.thomas@auburn.edu

PRESS SERVICES

Members of the media are supplied with weekly release packages, which contain updated statistics, features and information on what is ahead. On game day, the communications staff will distribute immediate results, notes, statistics and other pertinent information.

CREDENTIALS

All Auburn home and tournament games will require a media credential for admittance into Jane B. Moore Field. All requests and plans to cover the event MUST be placed through Auburn softball SID John Thomas via email or telephone.

INTERVIEWS

All interviews for head coach Clint Myers, student-athletes and assistant coaches must be coordinated through John Thomas. Requests should be submitted at least 24 hours in advance. Other than post-game interviews, interview days are scheduled prior to practice one day per week. Contact John Thomas for updated information. Phone interviews with out-of-town media can be arranged.

TELEPHONE

Phones are available for working press in the press box. Out-of-town radio wishing to broadcast should contact John Thomas for specifics on phone line usage at least one week prior to the game.

AUBURNTIGERS.COM

Game stories, game notes, news releases, schedules, results, statistics, history and much more can be found on the Auburn University athletics home page at www.AuburnTigers.com.

COMPETITION FACILITY

Jane B. Moore Field is located along the intersection of Samford Avenue and Wire Road across from the intramural fields. Fans and media can access parking along Biggio Road or anywhere around Moore Field.

PHOTOGRAPHY

Please contact John Thomas or another member of the AU Communications staff for information regarding shooting restrictions upon arrival at Jane B. Moore Field.

TICKET INFORMATION

Admission to all Tiger regular-season games are charged. If the team plays host to post-season action, admission will also be charged. Contact the Auburn Ticket Office at 855-282-2010 or 334-844-4040 for more information. Fans can also check online at AuburnTigers.com for ticket pricing and ticket packages.

COMMUNICATIONS DEPARTMENT

The Communications Office is located on the third floor of the Athletics Complex on South Donahue Drive in Auburn, Ala.

Phone Number: 334-844-9800

Fax Number: 334-844-9807

Mailing Address:

Auburn Athletics Complex, 392 South Donahue Drive, Auburn, AL 36849

COMMUNICATIONS STAFF

Senior Associate Athletic Director

Jack Smith

Associate Athletic Directors

Kirk Sampson (Football, T&F, XC)

Cassie Arner (Equestrian)

Shelly Poe (Football)

Director of Communications

Chuck Gallina (Football)

Associate Directors

Matt Crouch (WBB, WGLF)

Daniel Froehlich (MBB, MGLF)

Assistant Directors

Taylor Bryan (Football, Gymnastics)

Tyler Pigg (S&D, MTN, WTN)

Wes Todd (Baseball, Volleyball)

John Thomas (Soccer, Softball)

Administrative Assistant

Kathy Harker

Videographer

Stephen Sain

Photographer

Todd Van Emst



2014 SCHEDULE



DAY	DATE	OPPONENT	LOCATION	TIME
Thurs.	Feb. 6	Troy	Troy, Ala.	5 p.m.
PLAINSMAN INVITE				
Fri.	Feb. 7	N. Dakota St.	AUBURN	6 p.m.
Sat.	Feb. 8	Morehead St.	AUBURN	3:30 p.m.
Sat.	Feb. 8	ULM	AUBURN	5:30 p.m.
Sun.	Feb. 9	Tennessee Tech	AUBURN	1 p.m.
Sun.	Feb. 9	Notre Dame	AUBURN	3 p.m.
TIGER INVITATIONAL				
Fri.	Feb. 14	Marshall	AUBURN	5:30 p.m.
Fri.	Feb. 14	Loyola-Chicago	AUBURN	7:30 p.m.
Sat.	Feb. 15	Neb.-Omaha	AUBURN	3:30 p.m.
Sat.	Feb. 15	Western Illinois	AUBURN	5:30 p.m.
Sun.	Feb. 16	Winthrop	AUBURN	1 p.m.
WILSON/DEMARINI CLASSIC				
Fri.	Feb. 21	Jacksonville St.	AUBURN	3:30 p.m.
Fri.	Feb. 21	Samford	AUBURN	6 p.m.
Sat.	Feb. 22	Jacksonville St.	AUBURN	3:30 p.m.
Sun.	Feb. 23	Purdue	AUBURN	11:30 a.m.
Wed.	Feb. 26	Florida State	AUBURN	5 p.m.
DIAMOND 9 CITRUS CLASSIC				
Fri.	Feb. 28	Oregon	Kissimmee, Fla.	11 a.m.
Fri.	Feb. 28	Illinois State	Kissimmee, Fla.	1:15 p.m.
Sat.	March 1	Syracuse	Kissimmee, Fla.	1:15 p.m.
Sat.	March 1	Maryland	Kissimmee, Fla.	3:30 p.m.
Sun.	March 2	Radford	Kissimmee, Fla.	10 a.m.
Fri.	March 7	LSU*	AUBURN	1 p.m.
Sat.	March 8	LSU*	AUBURN	1 p.m.
Sun.	March 9	LSU*	AUBURN	1 p.m.
Wed.	March 12	Troy	AUBURN	6 p.m.
WAR EAGLE CLASSIC				
Fri.	March 14	Radford	AUBURN	5:30 p.m.
Fri.	March 14	IPFW	AUBURN	7:30 p.m.
Sat.	March 15	Savannah St.	AUBURN	3:30 p.m.
Sat.	March 15	Ball State	AUBURN	5:30 p.m.
Sun.	March 16	Alabama A&M	AUBURN	1 p.m.
Wed.	March 19	Murray State DH	AUBURN	3/5 p.m.
Fri.	March 21	Miss. State*	AUBURN	6 p.m.
Sat.	March 22	Miss. State*	AUBURN	1 p.m.
Sun.	March 23	Miss. State*	AUBURN	1 p.m.
Wed.	March 26	Georgia St.	Atlanta, Ga.	4 p.m.
Fri.	March 28	Kentucky*	Lexington, Ky.	5 p.m.
Sat.	March 29	Kentucky*	Lexington, Ky.	2 p.m.
Sun.	March 30	Kentucky*	Lexington, Ky.	Noon

Fri.	April 4	Florida*	Gainesville, Fla.	5:05 p.m.
Sat.	April 5	Florida*	Gainesville, Fla.	12:05 p.m.
Sun.	April 6	Florida*	Gainesville, Fla.	12:05 p.m.
Fri.	April 11	Missouri*	AUBURN	6 p.m.
Sat.	April 12	Missouri*	AUBURN	1 p.m.
Sun.	April 13	Missouri*	AUBURN	1 p.m.
Wed.	April 16	Alabama	Montgomery, Ala.	6:30 p.m.
Fri.	April 18	Georgia*	Athens, Ga.	TBA
Sat.	April 19	Georgia*	Athens, Ga.	TBA
Sun.	April 20	Georgia*	Athens, Ga.	TBA
Wed.	April 23	Alabama St.	AUBURN	6 p.m.
Fri.	April 25	Texas A&M*	AUBURN	6 p.m.
Sat.	April 26	Texas A&M*	AUBURN	1 p.m.
Sun.	April 27	Texas A&M*	AUBURN	1 p.m.
Fri.	May 2	South Carolina*	Columbia, S.C.	6 p.m.
Sat.	May 3	South Carolina*	Columbia S.C.	6 p.m.
Sun.	May 4	South Carolina*	Columbia S.C.	1 p.m.
	May 7-10	SEC Tournament	Columbia S.C.	
	May 16-18	NCAA Regionals	Campus Sites	
	May 23-25	NCAA Super Regionals	Campus Sites	
	May 29-June 4	Women's CWS	Oklahoma City, Okla.	

All times listed are Central || *-denotes SEC game ||
Home games are listed in bold



HEAD COACH CLINT MYERS ARIZONA STATE '76 | FIRST SEASON



Clint Myers, who led Arizona State to two NCAA Championships, was named Auburn softball's second head coach in program history, on Friday, June 14, 2013. In eight years at the helm of the Sun Devil program, Myers took seven trips to the Women's College World Series.

Myers captained the Sun Devils to national titles in 2008 and 2011, and made the trip to Oklahoma City seven times in eight years. In his only miss of the WCWS, he took ASU to an NCAA Super Regional. Under his guidance, ASU has averaged 53 wins per season, including 60-plus wins twice. He became the third coach in Sun Devil softball history to amass 400 victories.

Last year at ASU, Myers's team opened the season with a 21-0 consecutive-game win streak, which was a new program record and the Sun Devils ranked in the Top-15 in the NFCA poll the entire season. The team earned a No. 5 seed in the NCAA Tournament and at the end of the regular season was second in the nation with wins against Top-25 RPI schools with 13.

Over the season, the team had nine player of the week award, two on the national level, three All-Americans, two First-Team Academic All-Americans, five Pac-12 All-Conference honors, the softball NCAA Elite 89 winner, Bailey Wigness, and the Pac-12 Player of the Year, Amber Freeman.

Myers also won his 400th game at the Division I level (all at ASU) against Pittsburgh on March 9, 2013.

In the NCAA Tournament in 2013, ASU went 5-2 in the program's 25th appearance. In the two years that Myers

won the national title, his team's went a perfect 10-0 in the postseason.

"I am very excited to begin what I expect to be a challenging, rewarding and fulfilling life change with my move to become the Head Softball Coach at Auburn University," Myers said. "This opportunity to coach with my family and to become part of what I feel is a total community family in the town of Auburn was one I absolutely could not pass up. Thank you for giving me and my family this "Alabama Adventure". We hope that you will enjoy the ride with us for years to come."

The Bismarck, N.D., native has also led his teams to great success off the field, twice being honored in the top 10 percent in APR scores among NCAA softball teams. ASU softball was recognized for the four-year cohort ending in 2010-11 and 2009-10, with a 2011 compiled score of 998.

"When we began our search for a new softball coach, the goal was to find a proven winner who could help us compete for championships," Director of Athletics Jay Jacobs said. "We could not have found a coach who better fits that criteria than Clint Myers, who has consistently reached the pinnacle of success in college softball. Anytime you can hire a coach who has won two National Championships and been to the Women's College World Series seven out of eight years, it's obviously a huge win for your program. No less important is the fact that Coach Myers' student-athletes have also been consistent winners in the classroom. I am delighted to welcome Coach Myers and his wife, Katie, to the Auburn family."

Prior to his stint at ASU, Myers spent 19 highly successful years coaching Central Arizona College's baseball and softball teams. From 1996-2005, he was the head baseball coach where he took the Vaqueros' to the Junior College World Series twice, winning the NJCAA National Championship in 2002. Myers posted a 406-192 record (.678 winning pct.) at Central Arizona College and earned the NJCAA Coach of the Year award in 2002.

From 1987-95, Myers built a record of 481-43 (.917 winning pct.) as the skipper of the softball team. With softball, he won six national titles including a string of five straight from 1988-1992. He

MYERS COACHING FILE

- Won two National Championships with Arizona State (2008, 2011)
- Went 60-6 in 2011, earning the softball staff's second NFCA Coaching Staff of the Year honors
- Set ASU and NCAA records to leading the program to it's first NCAA title in 2008 with an astonishing 66-5 record which garnered he and his coaching staff their first NFCA Staff of the Year honors.
- Over eight years, he put together a 427-102 (.807) record at Arizona State to go with a 908-143 (.863) overall career record as a softball coach.
- Led seven of his eight Sun Devils teams to Women's College World Series appearances, which was a school record.
- Inducted into the NJCAA Softball Hall of Fame in 1998 and the Arizona Softball Foundation Hall of Fame in 2001.
- Named NJCAA National Coach of the Year in 2002.
- Selected as the NSCA regional and national coach of the year in 1990, 1991 and 1992.
- Spent 19 successful years at Central Arizona College.
- Compiled an overall record of 887-235 between both softball and baseball teams at Central Arizona College.
- Head coach of Central Arizona baseball from 1996-2005, posting a 406-192 record and going to the Junior College World Series twice.
- Was named NJCAA Coach of the Year in 2002.
- Coached the Central Arizona softball team from 1987 to 1995 and building a record of 481-43 over those years.
- Guided the softball team to six NJCAA national titles, including five in a row (1988-1992).
- Earned NJCAA National Softball Coach of the Year honors six times at Central Arizona.
- Captured seven regional titles and nine ACCAC Conference titles.
- Coached at Casa Grande Union High School for three seasons and led them to league championships in 1977, 1978 and 1979.
- Coached in the Connie Mack Baseball League as the skipper of the Long Beach Cardinals from 1975-1976.



was named the NJCAA national coach of the year on six occasions. Myers was also selected as the National Softball Coaches Association (NSCA) regional and National Coach of the Year in 1990, 1991 and 1992.

Myers was inducted into the NJCAA Softball Hall of Fame in 1998 and the Arizona Softball Foundation Hall of Fame in 2001.

A 1976 graduate of Arizona State, Myers was a member of the Sun Devil baseball team from 1970-73 and played on the College World Series runner-up squads in 1972 and 1973. He was later selected by the St. Louis Cardinals in the third round of the 1973 Major League Draft.

Myers and his wife, Katie, have two sons, Casey and Corey. They also have three grandchildren; grandsons, Cole and Christian, and granddaughter, Carlee.



2

910

7

NCAA Championships

Wins in Softball

WCWS Appearances

MYERS YEAR-BY-YEAR RECORD

Year	Overall	Conference	NCAA/NJCAA Tournament
1987-1995 (Central Arizona Softball)	481-43 (.918)	9 seasons	6 NJCAA Titles
1996-2005 (Central Arizona Baseball)	406-192 (.679)	11 seasons	1 NJCAA Title
2006 (Arizona State)	55-15	11-10 (4th)	WCWS Appearance
2007 (Arizona State)	54-17	13-8 (2nd)	WCWS Appearance
2008 (Arizona State)	66-5	18-3 (1st)	NCAA Champions
2009 (Arizona State)	47-19	10-11 (6th)	WCWS Appearance
2010 (Arizona State)	44-17	10-11 (4th)	NCAA Super Regional
2011 (Arizona State)	60-6	17-4 (1st)	NCAA Champions
2012 (Arizona State)	53-11	18-4 (2nd)	WCWS Appearance
2013 (Arizona State)	50-12	16-8 (T-2nd)	WCWS Appearance



ASSISTANT COACH SCOTT WOODARD WESTERN NEW MEXICO '85 | FIRST SEASON

Scott Woodard joined the Auburn softball staff on July 8, 2013 as assistant coach. Woodard works with all aspects of the Tigers' program. Woodard previously served as assistant coach and recruiting coordinator with Clint Myers at Arizona State from 2011-13.

In just two years at ASU, Woodard helped head coach Clint Myers reach the Women's College World Series in both 2012 and 2013. Each season the team recorded over 50 wins and won twice at the 2012 WCWS against No. 12 Oregon and LSU. In Pac-12 play, the Sun Devils notched 34 wins in 48 total games. Overall, Woodard helped oversee a team

that had a stellar record at home, going 40-4 in 2013 and 42-4 in 2012.

Prior to joining Arizona State in 2011, Woodard spent 15 years as the director of athletics and softball head coach at Western New Mexico University, his alma mater. While there, he restarted the softball program in 1998 and was at the helm of the club until 2011, only to return back in 2008.

Woodard coached four All-Americans at Western New Mexico and was an assistant on the 2004 NCAA West Region Championship squad that finished 5th at the NCAA Division II Championships.

Prior to starting the softball program at WNM, Woodard was the head coach of the school's baseball team for two seasons until the program was cut in 1993.

In addition to overseeing Western New Mexico's 11 intercollegiate athletic teams, Woodard served as

an assistant coach for the Mustangs' football team from 1992-1996. As the team's offensive coordinator in 1995, Woodard helped the Mustangs to a 7-4 record and an upset of Cal State Northridge.

A native of Carlsbad, N.M., Woodard was an all-star shortstop for Western New Mexico and was twice named to the Rocky Mountain Athletic Conference All-Conference Team.

Woodard graduated from Western New Mexico in 1985 with a bachelor of science in biology and earned his master of arts in administration in 1986.

**ASSISTANT COACH COREY MYERS** DESERT VISTA HIGH SCHOOL '98 | FIRST SEASON

Corey Myers joined the Auburn softball staff Aug. 16, 2013 as assistant coach.

Myers spent 2013 season as assistant coach and director of player development for the Birmingham (Ala.) Thunderbolts 18 Gold softball team. From 2009-2012, Myers owned and operated the CM Baseball & Softball Academy in Chandler, Ariz.

Myers also served as volunteer coach working with infielders and hitters for Arizona State softball from 2007-08, helping the Sun Devils to the 2008 NCAA championship.

In 1999, Myers was the fourth player taken in the first round of the MLB draft, going to the Arizona Diamondbacks. Myers also played for the Los Angeles Angels and Chicago Cubs organizations from 1999-2007.



2014 TEAM ROSTER

AUBURN UNIVERSITY ALPHABETICAL ROSTER

No.	Name	Pos.	Ht.	B/T	Year	Hometown/Previous School
44	Jenna Abbott	P/1B	5-4	L/L	FR	Dawsonville, Ga. (Dawson County)
14	Kelsey Bogaards	SS	5-6	R/R	SO	Miami, Fla. (Palmetto)
5	Emily Carosone	INF	5-4	L/R	SO	Orlando, Fla. (Pine Castle Christian)
13	Kasey Cooper	P/UTL	5-6	L/R	FR	Dothan, Ala. (Dothan HS)
23	Lexi Davis	P	6-2	R/R	SO	Charlotte, N.C. (Porter Ridge)
27	Victoria Draper	OF	5-6	L/R	FR	Moulton, Ala. (Lawrence County)
3	Morgan Estell	OF/1B	5-7	L/L	RS JR	Kimberly, Ala. (Mortimer Jordan)
2	Haley Fagan			R/R	SO	Dunnellon, Fla. (Dunnellon)
10	Anna Gibbs	C	5-7	R/R	FR	Camden, Ala. (Wilcox Academy)
4	Madi Gipson	INF/OF	5-6	R/R	FR	Hoover, Ala. (Spain Park)
22	Marcy Harper	P/DP	5-6	R/R	SO	Hoover, Ala. (Hoover)
1	Tiffany Howard	OF	5-5	L/R	SO	Pembroke, Ga. (Bryan County)
25	McKenzie Kilpatrick	C/DP	5-7	R/R	JR	Montgomery, Ala. (Ala. Christian Acad.)
99	Ashley Leon	INF	5-1	L/R	FR	Miami, Fla. (Gulliver Prep)
6	Hilary Mavromat	P/1B	5-8	R/R	SR	Scottsboro, Ala. (Scottsboro)
11	Maris Medina	3B	5-7	R/R	SR	San Antonio, Texas (Smithson Valley)
17	Brannndi Melero	OF	5-4	L/R	JR	Canyon County, Calif. (Golden Valley)
12	Maria Mitchell	C	6-0	R/R	JR	Opelika, Ala. (Wallace St. CC)
8	Jade Rhodes	3B/OF	5-10	R/R	SO	Sarasota, Fla. (Sarasota)
7	Kristyn Richards	OF	5-4	R/R	SR	Hoover, Ala. (Hoover)
18	Jordan Rocker	OF	5-1	L/L	SO	Oro Valley, Ariz. (Ironwood Ridge)
77	Sydne Waldrop	OF	5-3	L/R	FR	Springville, Ala. (Springville)
9	Austyn West	C/DP	6-1	R/R	SO	Tallahassee, Fla. (Lawton Chiles)

AUBURN UNIVERSITY NUMERICAL ROSTER

No.	Name	Pos.	Ht.	B/T	Year	Hometown/Previous School
1	Tiffany Howard	OF	5-5	L/R	SO	Pembroke, Ga. (Bryan County)
2	Haley Fagan			R/R	SO	Dunnellon, Fla. (Dunnellon)
3	Morgan Estell	OF/1B	5-7	L/L	RS JR	Kimberly, Ala. (Mortimer Jordan)
4	Madi Gipson	INF/OF	5-6	R/R	FR	Hoover, Ala. (Spain Park)
5	Emily Carosone	INF	5-4	L/R	SO	Orlando, Fla. (Pine Castle Christian)
6	Hilary Mavromat	P/1B	5-8	R/R	SR	Scottsboro, Ala. (Scottsboro)
7	Kristyn Richards	OF	5-4	R/R	SR	Hoover, Ala. (Hoover)
8	Jade Rhodes	3B/OF	5-10	R/R	SO	Sarasota, Fla. (Sarasota)
9	Austyn West	C/DP	6-1	R/R	SO	Tallahassee, Fla. (Lawton Chiles)
10	Anna Gibbs	C	5-7	R/R	FR	Camden, Ala. (Wilcox Academy)
11	Maris Medina	3B	5-7	R/R	SR	San Antonio, Texas (Smithson Valley)
12	Maria Mitchell	C	6-0	R/R	JR	Opelika, Ala. (Wallace St. CC)
13	Kasey Cooper	P/UTL	5-6	L/R	FR	Dothan, Ala. (Dothan)
14	Kelsey Bogaards	SS	5-6	R/R	SO	Miami, Fla. (Palmetto)
17	Brannndi Melero	OF	5-4	L/R	JR	Canyon County, Calif. (Golden Valley)
18	Jordan Rocker	OF	5-1	L/L	SO	Oro Valley, Ariz. (Ironwood Ridge)
22	Marcy Harper	P/DP	5-6	R/R	SO	Hoover, Ala. (Hoover)
23	Lexi Davis	P	6-2	R/R	SO	Charlotte, N.C. (Porter Ridge)
25	McKenzie Kilpatrick	C/DP	5-7	R/R	JR	Montgomery, Ala. (Ala. Christian Acad.)
27	Victoria Draper	OF	5-6	L/R	FR	Moulton, Ala. (Lawrence County)
44	Jenna Abbott	P/1B	5-4	L/L	FR	Dawsonville, Ga. (Dawson County)
77	Sydne Waldrop	OF	5-3	L/R	FR	Springville, Ala. (Springville)
99	Ashley Leon	INF	5-1	L/R	FR	Miami, Fla. (Gulliver Prep)

COACHING STAFF

Head Coach	Clint Myers (Arizona State '74) - first season
Assistant Coach	Scott Woodard (Western New Mexico '85) - first season
Assistant Coach	Corey Myers (Desert Vista High School '98) - first season
Director of Operations	Jim Beitia (Cal State Sacramento '81) first season
Volunteer Assistant Coach	Casey Myers (Arizona State 01') first season

SHORT ALPHABETICAL ROSTER

No.	Name	Pos.
44	Jenna Abbott	P/1B
14	Kelsey Bogaards	SS
5	Emily Carosone	INF
13	Kasey Cooper	P/UTL
23	Lexi Davis	P
27	Victoria Draper	OF
3	Morgan Estell	OF/1B
2	Haley Fagan	INF
10	Anna Gibbs	C
4	Madi Gipson	INF/OF
22	Marcy Harper	P/DP
1	Tiffany Howard	OF
25	McKenzie Kilpatrick	C/DP
99	Ashley Leon	INF
6	Hilary Mavromat	P/1B
11	Maris Medina	3B
17	Brannndi Melero	OF
12	Maria Mitchell	C
8	Jade Rhodes	3B/OF
7	Kristyn Richards	OF
18	Jordan Rocker	OF
77	Sydne Waldrop	OF
9	Austyn West	C/DP

SHORT NUMERICAL ROSTER

No.	Name	Pos.
1	Tiffany Howard	OF
2	Haley Fagan	INF
3	Morgan Estell	OF/1B
4	Madi Gipson	INF/OF
5	Emily Carosone	INF
6	Hilary Mavromat	P/1B
7	Kristyn Richards	OF
8	Jade Rhodes	3B/OF
9	Austyn West	C/DP
10	Anna Gibbs	C
11	Maris Medina	3B
12	Maria Mitchell	C
13	Kasey Cooper	P/UTL
14	Kelsey Bogaards	SS
17	Brannndi Melero	OF
18	Jordan Rocker	OF
22	Marcy Harper	P/DP
23	Lexi Davis	P
25	McKenzie Kilpatrick	C/DP
27	Victoria Draper	OF
44	Jenna Abbott	P/1B
77	Sydne Waldrop	OF
99	Ashley Leon	INF

ROSTER BREAKDOWN

SENIORS (3)		
6	Hilary Mavromat	P/1B
7	Kristyn Richards	OF
11	Maris Medina	3B
JUNIORS (3)		
3	Morgan Estell	OF
12	Maria Mitchell	C
17	Brannndi Melero	OF
25	McKenzie Kilpatrick	C/DP
SOPHOMORES (9)		
1	Tiffany Howard	OF
2	Haley Fagan	INF
5	Emily Carosone	INF
8	Jade Rhodes	3B/OF
9	Austyn West	C/DP
14	Kelsey Bogaards	SS
18	Jordan Rocker	OF
22	Marcy Harper	P/DP
23	Lexi Davis	P
FRESHMEN (7)		
4	Madi Gipson	INF/OF
10	Anna Gibbs	C
13	Kasey Cooper	P/UTL
27	Victoria Draper	OF
44	Jenna Abbott	P/1B
77	Sydne Waldrop	OF
99	Ashley Leon	INF




RADIO/TV ROSTER



#1 Tiffany Howard
OF, L-R, So.
Pembroke, Ga. (Bryan County)



#3 Morgan Estell
OF/1B, L-L, RS-Jr.
Kimberly, Ala. (Mortimer Jordan)



#4 Madi Gipson
INF/OF, R-R, Fr.
Hoover, Ala. (Spain Park)



#5 Emily Carosone
INF, L-R, So.
Orlando, Fla. (Pine Castle Christian)



#6 Hilary Mavromat
P/1B, R-R, Sr.
Scottsboro, Ala. (Scottsboro)



#7 Kristyn Richards
OF, R-R, Sr.
Hoover, Ala. (Southern Union CC)



#8 Jade Rhodes
3B/OF, R-R, So.
Sarasota, Fla. (Sarasota)



#9 Austyn West
C/DP, R-R, So.
Tallahassee, Fla. (Lawton Chiles)



#10 Anna Gibbs
C, R-R, RS-Fr.
Camden, Ala. (Wilcox Academy)



#11 Maris Medina
3B, R-R, Sr.
San Antonio, Texas (Smithson Valley)



#12 Maria Mitchell
C, R-R, Jr.
Opelika, Ala. (Wallace St. CC)



#13 Kasey Cooper
P/UTL, L-R, Fr.
Dothan, Ala. (Dothan)



#14 Kelsey Bogaards
SS, R-R, So.
Miami, Fla. (Palmetto)




#17 Brannndi Melero
OF, L-R, Jr.
Canyon County, Calif. (Golden Valley)



#18 Jordan Rocker
OF, L-L, So.
Oro Valley, Ariz. (Ironwood Ridge)



#22 Marcy Harper
P/DP, R-R, So.
Hoover, Ala. (Hoover)



#23 Lexi Davis
P, R-R, So.
Charlotte, N.C. (Porter Ridge)



#25 McKenzie Kilpatrick
C/DP, R-R, Jr.
Montgomery, Ala.
(Alabama Christian Academy)



#27 Victoria Draper
OF, L-R, Fr.
Moulton, Ala. (Lawrence County)



#44 Jenna Abbott
P/1B, L-L, Fr.
Dawsonville, Ga. (Dawson County)



#77 Sydne Waldrop
OF, L-R, Fr.
Springville, Ala. (Springville)



#99 Ashley Leon
INF, L-R, Fr.
Miami, Fla. (Gulliver Prep)



Head Coach
Clint Myers



Assistant Coach
Corey Myers



Assistant Coach
Scott Woodard

2014 AUBURN TIGERS





6

HILARY MAVROMAT

SCOTTSBORO, ALA.

SCOTTSBORO HS

RHP/1B	R/R	5-8	SR
--------	-----	-----	----

2013 (JUNIOR SEASON)

As a pitcher, appeared in 25 games with 10 starts, working 71.0 innings ... Posted 5-4 record, 3.55 ERA with two saves ... Appeared in nine SEC games with three starts, going 0-3 with 9.95 ERA in 19.0 innings of work ... Offensively, hit .143 overall in just 14 at-bats ... In February, went 4-0 with two saves and a 0.97 ERA in 36.0 innings ... Started and earned wins vs. Austin Peay, Indiana State and Bryant University ... Notched saves against Kent State and Texas A&M-Corpus Christi ... Earned win in relieve vs. Middle Tennessee, throwing 5.1 scoreless innings.

2012 (SOPHOMORE SEASON)

Appeared in 40 games with 34 starts ... Hit .175 with two doubles, four home runs and eight RBI ... In SEC play, appeared in 20 games with 17 starts ... hit .137 with two doubles, two home runs and four RBI ... Set career best with three hits in victory vs. No. 15 Oklahoma State ... Also had one RBI vs. Cowgirls ... Had RBI single in win vs. Syracuse ... Delivered one-out, RBI double in bottom of seventh inning to tie game 1-1 in game three vs. Kentucky (AU won 2-1) ... Hit solo


home run in game one vs. No. 2 Alabama ... Singled, doubled and scored once in game one win at Ole Miss ... Had RBI single in game two win at Ole Miss ... Hit leadoff home run in bottom of fifth inning to tie game 1-1 in game three vs. Mississippi State (AU won 2-1) ... Hit two-out, solo home run in top of seventh inning to pull AU within a run at 2-1 vs. No. 5 Tennessee in SEC Tournament ... Also had three appearances in the circle, in games one and three vs. No. 10 Tennessee and game two at No. 3 Florida ... For career, has seven pitching appearances, all against

top 25 SEC teams.

2011 (FRESHMAN SEASON)

SEC Freshman Academic Honor Roll ... Appeared in 43 games with 33 starts ... Hit .250 with five home runs and 17 RBI ... Appeared in 21 SEC games, starting 16 ... Hit .288 with two doubles, two home runs and nine RBI in SEC play ... Also pitched 8.1 innings, all in relief and all vs. top 25 teams ... Posted 6.72 ERA ... Four of first eight hits were home runs ... Hit home run in third collegiate at-bat, a three-run shot in season opener vs. Alabama State ... Hit solo home run in win





vs. Belmont ... Hit first grand slam in victory over Murray State ... Hit two-run homer in fifth inning for 2-0 game three win at Arkansas to complete series sweep ... Hit .667 (4-for-6) with three RBI in South Carolina series ... Added insurance run with RBI sac fly in seventh inning of 5-3 game two win at Mississippi State ... AU led

4-3 prior to sac fly ... Hit solo home run in sixth inning of game three vs. MSU to give AU 4-0 lead ... Went 1-for-3 with a run in game three vs. No. 10 Florida ... As pitcher, has appeared in three games, all against top 25 teams ... Made collegiate pitching debut in game one vs. No. 10 Florida, allowing two runs (both earned) on two

hits in 0.2 IP ... Appeared in relief in game three vs. Gators, allowing three runs (all earned) on four hits in 2.1 IP ... Threw 3.1 innings allowing one run (unearned) on one hit in game one vs. No. 23 LSU ... Pitched 2.0 innings of relief vs. No. 18 Kentucky, allowing three runs (all earned) on three hits with two walks and two strikeouts.

High School

Played for coach Cindy Patterson ... Lettered in softball (five seasons) ... Earned all-state 2007-10 ... North-South All State (2009) ... Super All-State (2010) ... 5A Hitter of the Year (2010) ... 5A Player of the Year (2010) ... Member of the National Honor Society ... NFCA Academic All-American.

Personal

Daughter of Mitch and Anna Mavromat ... Has two sisters, Stephanie, and Alyson ... Major: Chemical Engineering.

MAVROMAT'S CAREER HITTING STATS

Year	Avg	GP-GS	AB	R	H	2B	3B	HR	RBI	SLG%	BB	SO	OB%	SB-ATT	FLD%	E
2011	.250	43-33	100	7	25	3	0	5	17	.430	6	26	.290	0-0	.952	1
2012	.175	40-34	97	5	17	2	0	4	8	.320	12	17	.266	0-0	1.000	0
2013	.143	8-6	14	0	2	0	0	0	0	.143	3	5	.294	0-0	.933	1
TOTAL	.209	91-73	211	12	44	5	0	9	25	.360	21	48	.279	0-0	.949	2

MAVROMAT'S CAREER HITTING BESTS

Hits:	3 (vs. Oklahoma State, 2/17/12)	RBI:	4 (vs. Murray State, 2/26/11)
Doubles:	1 x5 (last vs. Ole Miss, 3/30/12)	Home Runs:	1 x9 (last vs. Tennessee, 5/10/12)
Triples:	N/A	Runs Scored:	1 x12 (last vs. Tennessee, 5/10/12)
Stolen Bases:	N/A	Walks:	2 (vs. ETSU, 2/8/13)

MAVROMAT'S CAREER PITCHING STATS

Year	ERA	W	L	App	GS	CG	SHO	CBO	SV	IP	H	R	ER	BB	SO	B/Avg	WP	HBP
2011	6.72	0	0	4	0	0	0	0	0	8.1	10	9	8	5	3	.278	3	1
2012	10.50	0	0	3	0	0	0	0	0	2.0	3	3	3	1	0	.333	0	0
2013	3.12	6	3	23	9	3	1	2	2	65.0	62	40	29	25	41	.245	3	6
TOTAL	3.72	6	3	30	9	3	1	2	2	75.1	75	52	40	31	44	.252	6	7

MAVROMAT'S CAREER PITCHING BESTS

Innings:	7.0 x2 (last vs. Minnesota, 3/2/13)	Hits:	2 (vs. Indiana State 2/14/13)*
Walks:	0 (vs. Middle Tennessee., 3/1/13)*		
Strikeouts:	6 x3 (last vs. Bryant, 2/15/13)		
Runs:	0 x2 (last vs. Middle Tennessee, 3/1/13)*		
Earned Runs:	0 x3 (last vs. Middle Tennessee, 3/1/13)*		

* - Must have pitched four or more innings (or three in a five-inning win)





11

MARIS MEDINA
SAN ANTONIO, TEXAS
SMITHSON VALLEY

3B R/R 5-7 SR

2013 (JUNIOR SEASON)

Appeared in 22 games with 14 starts ... Hit .036 with one RBI ... Appeared in 12 SEC games with eight starts, hitting .071 with one RBI ... RBI came on a ground out with runner at third vs. No. 4 Alabama.

2012 (SOPHOMORE SEASON)

Appeared in 33 games with six starts ... In SEC play, appeared in 16 games with three starts ... Had 22 pinch-runner appearances ... Started four games at third base ... Had RBI single vs. Bowling Green ... Delivered RBI triple in win vs. Appalachian State ... Pinch-ran and scored in win vs. No. 23 Georgia Tech ... Stole career-best two bases in game three vs. Mississippi State.

2011 (FRESHMAN SEASON)

SEC Freshman Academic Honor Roll ... Appeared in nine games with one start ... Hit .300 with a run scored ... Singled in first career at-bat, a pinch-hit spot vs. Western Illinois ... Had season-high two hits (both singles) in game one vs. Mississippi Valley State.

HIGH SCHOOL

Played for coach Wayne Daigle ... Lettered in softball (three seasons) ... Helped lead team to Texas 5A state championship ... Texas 5A All-State Tournament Team (2009) ... Second-team All-District (2010) ... District champions (2007, 2008, 2009, 2010) ... Academic All-District (2009, 2010).

PERSONAL

Daughter of Orlando and Charley

Medina ... Has one sister Marin ... Major: Marketing.



MEDINA'S CAREER STATS

Year	Avg	GP-GS	AB	R	H	2B	3B	HR	RBI	SLG%	BB	SO	OB%	SB-ATT	FLD%	E
2011	.300	9-1	10	1	3	0	0	0	0	.300	0	3	.300	0-1	.857	1
2012	.095	33-6	21	6	2	0	1	0	2	.190	0	7	.136	2-2	.789	4
2013	.036	22-14	28	1	1	0	0	0	1	.036	2	12	.100	0-0	.875	6
TOTAL	.102	64-21	59	8	6	0	1	0	3	.136	2	22	.145	2-3	.851	11

MEDINA'S CAREER BESTS

Hits: 2 (vs. MVSU, 4/23/11)
 Doubles: N/A
 Triples: 1 (vs. Appalachian St., 2/12/12)
 Stolen Bases: 2 (vs. Mississippi St., 5/6/12)

RBI: 1 x3 (last at Alabama, 3/24/13)
 Home Runs: N/A
 Runs Scored: 1 x8 (last at Alabama, 3/23/13)
 Walks: 1 x2 (last vs. Southern, 2/23/13)





7

KRISTYN RICHARDS
HOOVER, ALA.
HOOVER HIGH

OF	R/R	5-4	SR
----	-----	-----	----

2013 (JUNIOR SEASON)

Appeared in 33 games with six starts before suffering season-ending injury April 12 vs. No. 5 Tennessee ... Hit .200 with one RBI and 13 runs scored ... Was 7-for-9 in stolen base attempts ... Singled and scored twice in game three vs. Ole Miss.

2012 (SOPHOMORE SEASON)

Appeared in 33 games with three starts ... Hit .222 with one double and 11 runs scored ... Went 3-for-5 in stolen base attempts ... In SEC play, appeared in 17 games with two starts ... Hit .167 in league play ... Suffered injury which limited her to pinch-running only duties for bulk of season ... Scored 10 runs as pinch-runner ... Got first career hit, a double, vs. Drexel ... Got first career start vs. Evansville,

drawing three walks and stealing a base ... Started at DP in game three vs. South Carolina with a single and walk.

2011 (FRESHMAN SEASON)

Appeared in 44 games for Southern Union ... Hit .344 (43-for-125) with seven doubles, four triples, seven home runs and 37 RBI ... Had a .404 on-base percentage and was 11-of-12 in stolen bases ... Earned all-conference and all-region honors.

HIGH SCHOOL

Played for coach Jim Brown ... Lettered three years ... Played in the North-South All-Star Game.

PERSONAL

Daughter of Bill and Lynne Richards ... Has one brother, Nick,

17, and one sister, Kathryn, 14 ... Major: Nutrition.



RICHARDS' CAREER STATS

Year	Avg	GP-GS	AB	R	H	2B	3B	HR	RBI	SLG%	BB	SO	OB%	SB-ATT	FLD%	E
2011*	.344	44	125	24	43	7	4	7	37	.632	11	N/A	.404	11-12	.960	2
2012	.222	33-3	9	11	2	1	0	0	0	.333	4	2	.462	2-5	1.000	0
2013	.200	33-6	10	13	2	0	0	0	1	.200	6	4	.500	7-9	1.000	0
TOTAL	.211	66-9	19	24	4	1	0	0	1	.263	10	6	.483	14-5	1.000	0

RICHARDS' CAREER BESTS

Hits: 1 x4 (last vs. Southern Miss, 4/9/13)
 Doubles: 1 (vs. Drexel, 3/10/12)
 Triples: N/A
 Stolen Bases: 2 (vs. Troy, 4/10/13)

RBI: 1 (vs. Southern Miss, 4/9/13)
 Home Runs: N/A
 Runs Scored: 2 (vs. Ole Miss, 4/7/13)
 Walks: 3 x2 (last vs. Troy, 4/10/13)





3

MORGAN ESTELL KIMBERLY, ALA. MORTIMER JORDAN

OF/1B	L/L	5-7	RS-JR
-------	-----	-----	-------

AUBURN CAREER RECORDS:

1st in Batting Average (.369) ... 3rd in Slugging (.485) ... 4th in Runs Scored (115) ... T-5th in HBP (19)

2013 (SOPHOMORE SEASON):

SEC All-Defensive Team ... Started all 53 games ... Hit .344 with 60 runs, nine doubles, three triples, four home runs and 23 RBI ... The 60 runs marked an Auburn single-season record ... Started every game in SEC play, hitting .296 with 18 runs, three doubles, one triple, one home run and 10 RBI ... Reached base (hit/walk/HBP) in 21 of 24 SEC games ... Reached base in 22 consecutive SEC games

from April 30, 2011 to April 21, 2013 (Missed 2012 season due to injury) ... Posted the second-best single-season on-base percentage in Auburn history at .482 ... Also drew 35 walks, third-most in a single-season in Auburn history ... Set single-game career best with four hits (single, double, two home runs) against Troy ... The two homers vs. Troy marked first-career multi-home run game ... Hit .432 (16-of-37) with runners in scoring position including a .538 (7-for-13) in SEC play ... Started first 25 games at CF before starting 26 at first base ... Committed just one error at first base, none in

SEC play.

2012 (REDSHIRT SOPHOMORE SEASON):

Appeared in 15 games, all starts, before suffering season-ending injury on March 2 vs. Syracuse ... Was hitting team-best .432 with four doubles, two home runs, 11 RBI and 17 runs scored in 15 games prior to injury ... Tied career high with three hits and two doubles in season opener vs. Alabama State ... Tied career high with five RBI on a three-run double and two-run homer in victory over No. 23 Georgia Tech ... Walked and singled twice in win vs. No. 15 Oklahoma State ... Tied career best with three runs scored vs. Georgia State ... Tied career best with three runs scored vs. Florida A&M.

SEC RANKINGS IN 2011:

10th in BA (.376), 12th in On-Base Pct. (.478), 2nd in Doubles (18).

2011 (FRESHMAN SEASON):

Freshman All-SEC ... SEC Freshman Academic Honor Roll ... Appeared in 55 games, all starts ... Hit .376 with 38 runs, 18 doubles, six home runs and 30 RBI ... Started all 28 SEC games ... Hit .389 with 15 runs, nine doubles, four home runs and 18 RBI in SEC play ... In 21 games





base, runs, hits, RBI, doubles and home runs ... In all games, led AU with .436 BA w/RISP ... Missed four games due to injury ... Had four hitting streaks of at least six games or more with season high of eight games ... Had six multi-hit games in first month of season ... Hit leadoff home run in first collegiate at-bat, taking second pitch over wall in center vs. Alabama State ... Opened season by hitting in first six consecutive games ... Gave AU insurance runs with two-run home run in top of the seventh in 6-3 win vs. Jacksonville State ... Drove in game-winning run with RBI double vs. No. 19 Oklahoma State ... Opened SEC play by hitting .375 (3-for-8) with team-high eight RBI in three games at Arkansas ... Set season high with five RBI in game two win vs. Razorbacks ... Hit solo home runs in game one and game two at No. 3 Alabama ... Homered for third consecutive game in game one vs. South Carolina ... Led AU by hitting .600 (6-for-12) in three games at No. 11 Tennessee ... Scored game-winning run in top of eighth inning of game three at Mississippi State ... Led AU in hitting with .667 (6-for-9) average in three games vs. No. 10 Florida ... Went 3-for-4 with two doubles, a solo home run and two

runs scored in game one vs. No. 10 Florida ... Singled twice in game one vs. No. 23 LSU ... Tied season high with three runs scored in game one vs. Mississippi Valley State ... Doubled and scored twice in game one vs. No. 4 Georgia ... Had one hit in every game vs. No. 18 Kentucky ... Hit .333 (3-for-9) with three runs in NCAA Seattle Regional.

HIGH SCHOOL:

Played for coach Laura Rickman ... Lettered in softball (four seasons) ... Ran cross country (two seasons) ... Member of 2007 Super All-Metro Softball Team ... Member of ASWA All-State Softball Team in 2007-10 ... Named 2009-2010 Most Outstanding Player ... Won 2008 and 2009 state championship in 5A softball.

PERSONAL:

Daughter to Kerry and Linda Estell ... Has one sister, Madalyn ... Major: Health Promotion.

against NFCA top 25 teams, hit .355 with 11 runs, seven doubles, three home runs and five RBI ... In all games, led Auburn in batting average, slugging, on-base, runs, hits, doubles and (tied) home runs ... In SEC games, lead Auburn in batting average, slugging, on-

ESTELL'S CAREER STATS

Year	Avg	GP-GS	AB	R	H	2B	3B	HR	RBI	SLG%	BB	SO	OB%	SB-ATT	FLD%	E
2011	.376	55-55	165	38	62	18	0	6	30	.594	26	22	.478	8-12	.973	5
2012	.432	15-15	44	17	19	4	0	2	11	.659	5	5	.519	1-2	1.000	0
2013	.344	53-53	157	60	54	9	3	4	23	.516	35	21	.482	11-17	.976	4
TOTAL	.369	123-123	366	115	135	31	3	12	64	.568	66	48	.485	20-31	.975	9

ESTELL'S CAREER BESTS

Hits: 4 (vs. Troy, 4/10/13)
 Doubles: 2 x4 (last vs. Kansas, 2/16/13)
 Triples: 1 x3 (last vs. Arkansas, 5/4/13)
 Stolen Bases: 3 (vs. Alabama, 3/23/13)

RBI: 5 x2 (last vs. Georgia Tech, 2/19/12)
 Home Runs: 2 (vs. Troy, 4/10/13)
 Runs Scored: 3 x10 (last vs. Appalachian St., 4/27/13)
 Walks: 3 (vs. MVSU, 4/23/11)





25

MCKENZIE KILPATRICK MONTGOMERY, ALA. ALA. CHRISTIAN A.C.A.

C/DP	R/R	5-7	JR
------	-----	-----	----

2013 (SOPHOMORE SEASON):

Appeared in 35 games with 25 starts ... Hit .243 with one double, three home runs and 11 RBI ... Appeared in 15 SEC games with 10 starts ... Hit .226 in league play with one home run and six RBI ... Had four multi-hit games, setting single-game best with two hits against Austin Peay and tying mark against Alabama State, No. 4 Florida and Ole Miss ... Tied career single-game best with four RBI in game three vs. Ole Miss ... Delivered game-winning solo home run in 5-4 win over No. 4 Florida ... Homer came on first pitch of bottom of the sixth breaking 4-4 tie ... Also delivered RBI single in fourth inning in win vs. Gators ... Had career-best five-game hitting streak from April 5 to April 10.

2012 (FRESHMAN SEASON):

Appeared in 24 games with 17 starts ... In SEC play, appeared in 13 games with nine starts ... First career hit was a grand slam vs. Florida A&M ... Grand slam ended game on eight-run rule ... Singled and scored in win vs. No. 14 UCLA ... Walked and drove in a run vs. Drexel ... Delivered RBI single in seventh inning of game three at No. 3 Florida.

HIGH SCHOOL:

Played for coach Chris Goodman ... Earned NFCA Second Team All-America honors in 2011 and NFCA First Team South Region in 2011 ... Named Alabama High School 6A Hitter of the Year in 2009 ... Wendy's High School Heisman Award Winner in 2010 ... As a senior in 2011, hit .577 with

13 home runs and 51 RBI ... Also lettered in volleyball as a senior.

PERSONAL:

Daughter of Rusty and Tricia Kilpatrick ... Major: Undecided



KILPATRICK'S CAREER STATS

Year	Avg	GP-GS	AB	R	H	2B	3B	HR	RBI	SLG%	BB	SO	OB%	SB-ATT	FLD%	E
2012	.083	24-17	48	4	4	0	0	1	6	.146	4	17	.154	0-0	1.000	0
2013	.243	35-25	70	15	17	1	0	3	11	.386	20	16	.407	1-3	.966	4
TOTAL	.178	59-42	118	19	21	1	0	4	17	.288	24	33	.315	1-3	.967	4

KILPATRICK'S CAREER BESTS

Hits: 2 x4 (last vs. Ole Miss, 4/7/13)
Doubles: 1 (vs. Austin Peay, 2/10/13)
Triples: N/A
Stolen Bases: 1 (vs. Troy, 4/10/13)

RBI: 4 x2 (last vs. Ole Miss, 4/7/13)
Home Runs: 1 x4 (last vs. Troy, 4/10/13)
Runs Scored: 2 x4 (last vs. Ole Miss, 4/5/13)
Walks: 3 (vs. Gardner-Webb, 3/1/13)





17

BRANNDI MELERO

CANYON COUNTY, CALIF.

GOLDEN VALLEY

OF/1B	L/L	5-7	RS-JR
-------	-----	-----	-------

2013 (SOPHOMORE SEASON): All-SEC Second Team ... Appeared in 51 games, all starts ... Hit .366 with 10 doubles, two triples, 10 home runs and 46 RBI ... Appeared in 23 games, all starts ... Hit .301 with five doubles, one triple, three home runs and 38 RBI in league

with runners on base ... Set career-best with eight game hitting streak from March 9 to March 19 ... Hit .352 (19-for-52) with runners in scoring position and led AU with 21 two-out RBI ... Set career single-game best with four RBI vs. Middle Tennessee and tied mark

home runs, 20 RBI and 25 runs scored ... Went 6-for-6 in stolen bases ... Second on team with eight sacrifice bunts ... In SEC play, started all 28 games in center field ... Hit .260 with one double, one triple, four RBI and 10 runs scored in league play ... Went 3-for-3 in stolen bases in SEC play ... Fourth on team with .382 batting average in month of February ... Doubled twice and drove in season-high three runs in win vs. Wright State ... Tripled and tied season-best of three RBI in win vs. Bowling Green ... Delivered sacrifice fly for RBI in win vs. No. 15 Oklahoma State ... Hit first career home run and scored season-high three runs in victory vs. No. 23 Georgia Tech ... Matched season-best of three RBI with a three-run homer vs. Loyola Marymount ... Singled and scored vs. No. 14 UCLA ... Singled twice, walked and scored in game two vs. No. 8 Georgia ... Notched walk-off win with two-out, bases-loaded HBP in bottom of seventh inning of game three vs. Kentucky ... Singled and scored in game two vs. No. 2 Alabama ... Had RBI single in game three at No. 3 Florida ... Tripled, doubled and drove in a run in game three win at South Carolina ... Led AU with .600 (3-for-5) batting average, two home



play ... Set eighth-best Auburn single-season batting average (.366) and second-best RBI total (46) ... Tied for 10th in Auburn single-season records with 10 home runs ... Led AU with 17 multi-hit and tied for lead with 13 multi-RBI games

against Ole Miss ... Went 3-for-3 with two home runs and three RBI in win vs. Kansas.

2012 (FRESHMAN SEASON): SEC All-Freshman ... Appeared in 56 games with 55 starts ... Hit .274 with five doubles, two triples, four



runs and two RBI in NCAA Austin Regional ... Hit solo home runs against Houston and No. 8 Texas in Regional play.

HIGH SCHOOL:

Played for coach Hugo Castillo and coach Courtney Carr ... Lettered four years and voted team captain ... Earned Military Honor Award in 2011.

PERSONAL:

Daughter of Gina and Greg Lattimore and Rito Melero ... Has one sister, Bree Melero, and two brothers, Tiger Melero, and Landon Lattimore ... Major: Business.



MELERO'S CAREER STATS

Year	Avg	GP-GS	AB	R	H	2B	3B	HR	RBI	SLG%	BB	SO	OB%	SB-ATT	FLD%	E
2012	.274	56-55	146	25	40	5	2	4	20	.418	11	35	.344	6-6	.981	1
2013	.366	51-51	153	37	56	10	2	10	46	.654	18	31	.437	10-13	.929	4
TOTAL	.321	107-106	299	62	96	15	4	14	66	.538	29	66	.392	16-19	.954	5

MELERO'S CAREER BESTS

Hits:	3 x4 (last vs. Gardner-Webb, 3/1/13)	RBI:	4 x2 (last vs. Ole Miss, 4/6/13)
Doubles:	2 x2 (last vs. South Carolina, 4/20/13)	Home Runs:	2 (vs. Kansas, 2/16/13)
Triples:	1 x4 (last at Miss. State 3/29/13)	Runs Scored:	3 x4 (last vs. Appalachian St., 4/27/13)
Stolen Bases:	2 x2 (last vs. Furman, 2/8/13)	Walks:	2 x2 (last vs. Appalachian St, 4/27/13)





14

KELSEY BOGAARDS
MIAMI, FLA.
PALMETTO HS

SS	R/R	5-6	SO
----	-----	-----	----

2013 (FRESHMAN SEASON):

Appeared in 37 games with 35 starts ... Hit .179 with two doubles and four RBI ... Appeared in 14 SEC games, all starts ... Hit .038 with one RBI in league play ... Set season best with three hits against Middle Tennessee (March 1) ... Drove in season-high two runs in win vs. Middle Tennessee (March 13).

HIGH SCHOOL:

Played for coach Steve Hager ... Lettered four years ... Earned all-county honors from 2009-10 and 2010-11 ... Hit .333 as a junior and .486 as a senior ... Three-year team captain.

PERSONAL:

Daughter of Adda and Tom Bogaards ... Has one brother, Tommy and one sister, Krystal ... Father, Tom, played baseball at Florida International and brother, Tommy, played baseball at Brevard CC ... Major: Undecided.



BOGAARDS' CAREER STATS

Year	Avg	GP-GS	AB	R	H	2B	3B	HR	RBI	SLG%	BB	SO	OB%	SB-ATT	FLD%	E
2013	.179	37-35	67	14	12	2	0	0	4	.209	8	22	.286	4-4	.914	11
TOTAL	.179	37-35	67	14	12	2	0	0	4	.209	8	22	.286	4-4	.914	11

BOGAARDS' CAREER BESTS

Hits:	3 (vs. M. Tennessee, 3/1/13)	RBI:	2 (at M. Tennessee, 3/13/13)
Doubles:	1 x2 (last vs. Bryant, 2/15/13)	Home Runs:	N/A
Triples:	N/A	Runs Scored:	2 (vs. Bryant, 2/15/13)
Stolen Bases:	1 x4 (last vs. South Carolina, 4/19/13)	Walks:	1 x8 (last vs. South Carolina, 4/21/13)





5

EMILY CAROSONE ORLANDO, FLA. PINE CASTLE CHRIST.

INF	L/R	5-4	SO
-----	-----	-----	----

2013 (FRESHMAN SEASON):

SEC All-Freshman Team ... Started all 53 games ... Only freshman to start every game ... Hit team-best .389 with 14 doubles, one triple, four home runs and 35 RBI ... In 24 SEC games, led AU with .386 batting average ... Also had five doubles, one home run and six RBI in SEC play ... In 12 games vs. top 25 teams, hit team-best .425

(14-for-32) with four doubles, one home run and four RBI ... Her .389 batting average set AU freshman record and was third-best single-season effort in program history ... The 35 RBI tied for second-most by an Auburn freshman ... Tied for second on team with 16 multi-hit games and third on team with eight multi-RBI games ... Had team-best three four-RBI games ...

One of two Tigers (Morgan Estell) to register a four-hit performance ... Recorded 11-game hitting streak from March 8 to March 24 ... Streak was longest by an Auburn player since 2005 ... Hit leadoff home run in third inning that sparked five-run rally in 7-4 win over No. 4 Alabama ... Went 4-for-5 in win vs. Crimson Tide, setting personal single-game best for hits ... Drove in single-game best four runs against East Tennessee State, Army and Appalachian State.

HIGH SCHOOL:

Played for coach Mark Ritchhart ... Helped lead Pine Castle Christian to state titles in 2007, 2008 and 2010 ... Named the Florida High School 2A Player of the Year in 2011 ... Lettered four years in softball and basketball and three years in volleyball ... Also won state championship in basketball in 2007.

PERSONAL:

Born Oct. 14, 1993 ... Daughter of Amy and Pat Carosone ... Has one brother, Richard, and one sister, Shannon ... Major: Undecided.





CAROSONE'S CAREER STATS

Year	Avg	GP-GS	AB	R	H	2B	3B	HR	RBI	SLG%	BB	SO	OB%	SB-ATT	FLD%	E
2013	.389	53-53	157	36	61	14	1	4	35	.567	14	15	.461	13-15	.966	6
TOTAL	.389	53-53	157	36	61	14	1	4	35	.567	14	15	.461	13-15	.966	6

CAROSONE'S CAREER BESTS

Hits:	4 (at Alabama, 3/23/13)	RBI:	4 x3 (last vs. App. State, 4/27/13)
Doubles:	2 (vs. Chattanooga, 2/17/13)	Home Runs:	1 x4 (last vs. App. State, 4/27/13)
Triples:	1 (vs. Southern, 2/23/13)	Runs Scored:	3 (vs. Southern, 3/3/13)
Stolen Bases:	2 x2 (last vs. Florida St., 3/19/13)	Walks:	1 x14 (last at Arkansas, 5/4/13)



23

LEXI DAVIS
CHARLOTTE, N.C.
PORTER RIDGE

P	R/R	6-2	SO
---	-----	-----	----

2013 (FRESHMAN SEASON):

Appeared in 24 games with 20 starts ... Went 9-9 with 4.09 ERA, five complete-games and two shutouts ... In SEC play, appeared in 14 games with 11 starts ... Had 3-7 record with 5.25 ERA in league play ... The nine wins tied for fifth in wins by an Auburn freshman pitcher ... Took loss in strong showing vs. No. 4 Florida, allowing two runs (both earned) on one hit in seven innings of work ... Started and earned win in game two vs. Mississippi State ... Had four straight starts without allowing a walk from April 14 to April 27 ... Threw complete-game allowing three hits and one run (earned) in 7-1 victory over South Carolina... Tallied two at-bats with no hits on the offensive end.

HIGH SCHOOL:

Played for coach Lael Rorie ... Named ESPN National Player of the Year and Gatorade Player of the Year as a senior after posting 33-1 record with 0.23 ERA with 279 strikeouts while batting .436 with 28 RBI ... Went 25-2 with 0.43 ERA as a junior with a .450 batting average ... Helped lead Porter Ridge to state championship as a senior.

PERSONAL:

Daughter of Robin and Anthony Davis ... Has one sister, Taylor ... Major: Undecided.



DAVIS'S CAREER PITCHING STATS

Year	ERA	W	L	App	GS	CG	SHO	CBO	IP	H	R	ER	BB	SO	B/Avg	WP	HBP
2013	4.06	8	9	24	20	5	2	1	103.1	119	77	60	50	72	.280	9	5
TOTAL	4.06	8	9	24	20	5	2	1	103.1	119	77	60	50	72	.280	9	5

DAVIS'S CAREER PITCHING BESTS

Innings	7.0 x3 (last at Arkansas, 5/4/13)	Hits:	0 (vs. Army 2/10/13)*
Walks:	0 x3 (last vs. South Carolina, 4/21/13)*		
Strikeouts:	6 x2 (last vs. Ole Miss, 4/7/13)		
Runs:	0 x3 (last vs. Southern, 3/3/13)*		
Earned Runs:	0 x3 (last vs. Southern, 3/3/13)*		

* - Must have pitched four or more innings (or three in a five-inning win)





22

MARCY HARPER
HOOVER, ALA.
HOOVER HIGH

P/DP	R/R	5-6	SO
------	-----	-----	----

2013 (FRESHMAN SEASON):

Appeared in 34 games with 23 starts ... Posted 16-10 record with 2.96 ERA in 161.0 innings ... In SEC play, appeared in 17 games with 10 starts going 4-7 with 4.12 ERA in 71.1 innings ... Led team



in innings pitched ... Set Auburn freshman record for wins (16) ... Win total was tied for seventh in Auburn single-season records ... Set single-game high with 10 strikeouts vs. Tennessee State ... Won nine of first 10 starts ... Threw complete-game allowing four runs (all earned) on four hits in win vs. No. 4 Florida ... Also tossed complete-game in road victory at No. 4 Alabama ... Started and earned win in game one vs. Mississippi State and earned save in game two vs. MSU ... Also earned win in game one against Ole Miss and a save in game two vs. Rebels...Notched 14 at-bats in 10 games during the season, but did not record a hit.

Earned class 6A Central Region MVP in 2010 and 2011 ... Named 6A state player and pitcher of the year in 2011 and 6A state pitcher of the year in 2012 ... Hit .378 with 15 home runs and 69 RBI as a junior with a 36-12 record and 0.78 ERA ... As a senior, hit .415 with 42 RBI, nine home runs and a 26-9 record with a 0.87 ERA in 217 innings.

Personal ... Born Dec. 9, 1993 ... Daughter of Sharon and Mac Harper ... Has one sister, Courtney ... Major: Undecided.

HIGH SCHOOL:

Played for coach Jim Brown ...

HARPER'S CAREER PITCHING STATS

Year	ERA	W	L	App	GS	CG	SHO	CBO	SV	IP	H	R	ER	BB	SO	B/Avg	WP	HBP
2013	2.96	16	10	34	23	14	1	2	2	161.0	147	75	68	47	123	.238	8	13
TOTAL	2.96	16	10	34	23	14	1	2	2	161.0	147	74	64	47	123	.238	8	13

HARPER'S CAREER PITCHING BESTS

Innings: 7.0 x11 (last at Miss. St., 3/29/13)
 Walks: 0 x5 (last vs. Southern Miss., 4/9/13)*
 Strikeouts: 10 (at Tennessee State, 3/12/13)
 Runs: 0 x3 (last vs. Appalachian St., 4/27/13)*
 Earned Runs: 0 x4 (last vs. Appalachian St., 4/27/13)*

Hits: 1 (vs. Troy, 4/10/13)*

* - Must have pitched four or more innings (or three in a five-inning win)





TIFFANY HOWARD

PEMBROKE, GA.

BRYAN COUNTY

1

OF	L/R	5-5	SO
----	-----	-----	----

2013 (FRESHMAN SEASON):

SEC All-Freshman Team ... Appeared in 51 games with 48 starts ... Hit .310 with 33 runs, four doubles, one triple and eight RBI ... Started all 24 SEC games, hitting .310 with three doubles, one triple and two RBI ... Scored in eight straight games from March 29 to April 10 ... Had eight multi-hit games with six coming in final 18 games of season ... Set single-game high with three hits in game two vs. South Carolina ... Did not make an error in CF in SEC play ... Went 11-for-11 in stolen base attempts ... The .310 batting average was eighth-best for an Auburn freshman.

HIGH SCHOOL:

Played for coach Al Butler ... Hit .656 with .706 on-base percent-

age, 69 stolen bases as a senior ... Also posted 28-8 record with 1.63 ERA with 266 strikeouts in senior year ... Helped lead Bryan Count to 2011-2012 region championships ... Three-time Region 3A Player of the Year (2009-11) and the Region A State Player of the Year in 2010 and 2011. Holds the state record for hits in a season (80), stolen bases in a season (43) and career hits (243) ... Lettered four years in softball, basketball, cross country



and track and field.

PERSONAL:

Daughter of Christie and Steve Howard ... Has one sister, Samantha ... Major: Undecided.

HOWARD'S CAREER STATS

Year	Avg	GP-GS	AB	R	H	2B	3B	HR	RBI	SLG%	BB	SO	OB%	SB-ATT	FLD%	E
2013	.310	51-48	129	33	40	4	1	0	8	.357	5	22	.350	11-11	.963	3
TOTAL	.310	51-48	129	33	40	4	1	0	8	.357	5	22	.350	11-11	.963	3

HOWARD'S CAREER BESTS

Hits:	3 (vs. South Carolina, 4/20/13)	RBI:	1 x8 (last at Miss. State., 3/29/13)
Doubles:	1 x4 (last at Arkansas, 5/4/13)	Home Runs:	N/A
Triples:	1 (vs. Ole Miss, 4/6/13)	Runs Scored:	3 (vs. Southern, 3/3/13)
Stolen Bases:	1 x11 (last at Miss. St., 3/29/13)	Walks:	1 x5 (last at Arkansas, 5/4/13)





8

JADE RHODES
SARASOTA, FLA.
SARASOTA HS

3B/OF	R/R	5-10	SO
-------	-----	------	----

2013 (FRESHMAN SEASON):

Appeared in 25 games with six starts ... Hit .083 with two RBI ... Appeared in 16 SEC games with five starts ... Singled and stole a base against Texas A&M-Corpus Christi ... Delivered RBI single in game two vs. Appalachian State.

HIGH SCHOOL:

Played for coach Kelly Risley ... Helped lead Sarasota to two regional championships and one district championship ... Lettered three years in softball and one year in basketball.

PERSONAL:

Daughter of Kerry and Arthur Rhodes ... Has one brother, Trey, and one sister, Fa ... Father, Arthur, played professionally for 21 years spending 20 seasons in Major League Baseball and winning

the 2011 World Series as a member of the St. Louis Cardinals ... Major: Undecided.



RHODES' CAREER STATS

Year	Avg	GP-GS	AB	R	H	2B	3B	HR	RBI	SLG%	BB	SO	OB%	SB-ATT	FLD%	E
2013	.083	25-6	24	3	2	0	0	0	2	.083	4	10	.241	2-3	1.000	0
TOTAL	.083	25-6	24	3	2	0	0	0	2	.083	4	10	.241	2-3	1.000	0

RHODES' CAREER BESTS

Hits: 1 x2 (last vs. Appalachian St., 4/27/13)
 Doubles: N/A
 Triples: N/A
 Stolen Bases: 1 x2 (last at Middle Tennessee, 3/13/13)

RBI: 1 x2 (last at Miss. State, 3/29/13)
 Home Runs: N/A
 Runs Scored: 1 x3 (last at M. Tenn., 3/13/13)
 Walks: 2 (vs. Southern, 3/3/13)





18

JORDAN ROCKER
ORO VALLEY, ARIZ.
IRONWOOD RIDGE

OF	L/L	5-1	SO
----	-----	-----	----

2013 (FRESHMAN SEASON):

Appeared in 10 games with three at-bats.

High School:

Played for coach Randy Amway ... Named Second Team All-Southern Arizona Team as a senior after hitting .479 with 41 runs, 32 RBI and a .512 on-base percentage.

Personal:

Daughter of Georgina and Vinh Rucker ... Has one sister, Erin ... Major: Undecided.



ROCKER'S CAREER STATS

Year	Avg	GP-GS	AB	R	H	2B	3B	HR	RBI	SLG%	BB	SO	OB%	SB-ATT	FLD%	E
2013	.000	10-0	3	1	0	0	0	0	0	.000	0	0	.000	0-0	.000	0
TOTAL	.000	10-0	3	1	0	0	0	0	0	.000	0	0	.000	0-0	.000	0

ROCKER'S CAREER BESTS

Hits:	N/A	RBI:	N/A
Doubles:	N/A	Home Runs:	N/A
Triples:	N/A	Runs Scored:	1 (vs. ETSU, 2/8/13)
Stolen Bases:	N/A	Walks:	N/A





9

AUSTYN WEST

TALLAHASSEE, FLA.

LAWTON CHILES

C/DP	R/R	6-1	SO
------	-----	-----	----

2013 (FRESHMAN SEASON):

Appeared in 24 games with 12 starts ... Hit .162 with two home runs and six RBI ... Appeared in six SEC games, totaling six at-bats ... First hit was a solo home runs, coming against Kent State ... Hit two-run home run against Minnesota.

HIGH SCHOOL:

Played for coach Adam Rich ... Earned first team all-state in 2012 after batting .378 with four home runs and 38 RBI ... Earned all-conference honors from 2008-2012 ... Set school career records for RBI and doubles and tied the school record for home runs.

PERSONAL:

Daughter of Nicki and Terry West ... Has one brother, T.J., and two sisters, Taylor and Mayson ... Major: Undecided.



WEST'S CAREER STATS


Year	Avg	GP-GS	AB	R	H	2B	3B	HR	RBI	SLG%	BB	SO	OB%	SB-ATT	FLD%	E
2013	.162	24-12	37	4	6	0	0	2	6	.324	4	12	.238	0-0	1.000	0
TOTAL	.162	24-12	37	4	6	0	0	2	6	.324	4	12	.238	0-0	1.000	0

WEST'S CAREER BESTS

Hits: 2 (vs. Minnesota, 3/2/13)
 Doubles: N/A
 Triples: N/A
 Stolen Bases: N/A

RBI: 2 (vs. Minnesota, 3/2/13)
 Home Runs: 1 x2 (last vs. Minnesota, 3/2/13)
 Runs Scored: 1 x4 (last vs. Southern, 3/3/13)
 Walks: 1 x4 (last vs. at Tenn. St., 3/12/13)





10

ANNA GIBBS
CAMDEN, ALA.
WILCOX ACADEMY

C	R/R	5-4	RS-FR
---	-----	-----	-------

2013 (FRESHMAN SEASON):


Did not play due to injury.

HIGH SCHOOL:

Played for coach Paige Huff ... Hit .477 with 31 RBI and seven home runs as a senior ... Lettered four years in softball and basketball ... Helped lead Wilcox Academy to 2010 state championship in basketball ... Lettered one year in volleyball and track and field.

PERSONAL:

Born Nov. 12, 1993 ... Daughter of Patti and Strother Gibbs ... Has one brother, Lane, and two sisters, Melody and Sara Kate ... Uncle, Tim Drinkard, played football at Auburn in 1981-82 ... Major: Undecided.



44

JENNA ABBOTT
DAWSONVILLE, GA.
DAWSON COUNTY

P/1B	L/L	5-4	FR
------	-----	-----	----

HIGH SCHOOL:

Played for coach Jimmy Pruett ... Named 2012 7AAA Player of the Year ... Also earned first-team all-state ... Named Gainesville Times Northeast Georgia Player of the Year ... Posted 13-3 record with a 0.71 ERA as a senior in 2013 ... Had 123 strikeouts in 72.0 innings of work ... Also as a senior, hit .611 with nine home runs, 26 RBI, 12 doubles and .747 on-base percentage ... Played travel ball for Atlanta Vipers, winning 2013 18Gold ASA national championship.

PERSONAL:

Daughter of Margaret and Jeff Abbott ... Has one brother, Jeffrey ... Major: Healthcare Administration.



13

KASEY COOPER
DOTHAN, ALA.
DOTHAN HS

P/UTL	L/R
-------	-----

HIGH SCHOOL:

Played for coach Patricia Ball ... Helped lead Dothan High School to 2011 6A state championship ... Earned 2013 Alabama Gatorade Player of the Year honors ... Also named to Alabama Super All-State Team and Max-Preps All-American Team ... Earned 6A Player and Pitcher of the Year honors ... Hit .569 with 22 home runs, 77 RBI to go with 28-13 record, 1.35 ERA and 392 strikeouts as a senior ... Played travel ball for Tennessee Fury.

PERSONAL:

Daughter of Peppi and Jeff Cooper ... Has one sister, Kortney ... Sister played softball at Troy University ... Major: Mechanical Engineering.



27

VICTORIA DRAPER
MOULTON, ALA.
LAWRENCE COUNTY

OF	L/R	5-6	FR
----	-----	-----	----

HIGH SCHOOL:

Played for coach Amy Speegle ... Named the 2013 5A Alabama Hitter of the Year ... Earned all-state honors three years ... Also lettered in cross country, basketball and cheerleading ... Helped lead Lawrence County to state championship in cross country.

PERSONAL:

Daughter of JoAnne and Doug Draper ... Has one brother, Tyler ... Graduated salutatorian ... Major: Civil Engineering.



4

MADI GIPSON
HOOVER, ALA.
SPAIN PARK

INF/OF	R/R	5-6	FR
--------	-----	-----	----

HIGH SCHOOL:

Played for coach C.J. Hawkins ... Posted a .521 slugging percentage with 25 RBI, 36 runs, three home runs and a .397 on-base percentage as a senior ... Earned all-state and all-metro honors in 2013 ... Named Co-MVP and defensive player of the year for Spain Park in 2013 ... Also lettered in volleyball, earning all-metro honors in 2013 ... Played travel ball for Birmingham Thunderbolts.

PERSONAL:

Daughter of Kathy and Joey Gipson ... Has one sister, Amber ... Graduated from Spain Park magna cum laude ... Major: Undecided.



99

ASHLEY LEON
MIAMI, FLA.
GULLIVER PREP

INF	L/R	5-1	FR
-----	-----	-----	----

HIGH SCHOOL:

Played for coach Mark Schuesterman ... Helped lead Gulliver Prep to four consecutive state championships ... Earned first-team all-state three consecutive seasons, 2011-13 ... Named the 2012 Class 4A Florida Defensive Player of the Year ... Named 2013 high school first-team All-America ... Also played volleyball.

PERSONAL:

Daughter of Haychel and Sergio Leon ... Has one brother, Sergio, and one sister, Melissa ... Brother played baseball for Marshall University ... Major: Undecided.



77

SYDNE WALDROP
SPRINGVILLE, ALA.
SPRINGVILLE HS

OF	L/R	5-3	FR
----	-----	-----	----

HIGH SCHOOL:

Played for coach Chris Williams at Springville High School and also was a member of the Birmingham Thunderbolts 18 Premier Team...Hit .579 with 3 RBIs in her final year at Springville.



12

MARIA MITCHELL
OPELIKA, ALA.
OPELIKA HS

C	R/R	6-0	JR
---	-----	-----	----

2013 (FRESHMAN SEASON AT WALLACE ST. CC):

Hit seven doubles and seven home runs in one season at Wallace State, while hitting .350 with a .406 on-base percentage and 30 RBIs...Hit walk off double against Shelton State for the win...Hit 300 foot home run at the National Junior College Tournament in in the semi-final game... 2013 National Champion with Wallace State and Region 22 Champion.

HIGH SCHOOL:

All-State Catcher 2011...All County 1st Team 2010, 2011, 2012...All Area 2010, 2011, 2012...Team Captain 2012...Batting Average .383 with 41 RBIs, OB% .415 with 12 SBs...Member of A/B Honor Roll, Girl's A Club.

PERSONAL:

Daughter of John and Kathy Mitchell...Has one sister... Major: Business Administration





HALEY FAGAN

DUNNELLON, FLA.

DUNNELLON

IF	R/R	5-10	SO
----	-----	------	----

FRESHMAN YEAR AT SOUTH ALABAMA (2012-13):

Hit .352 with a team-best 11 home runs and 51 RBI ... Helped lead USA to Sun Belt Conference Tournament championship and a host-site to NCAA Regional ... Named Sun Belt Conference Freshman of the Year ... Also named First-Team All-SBC Earned NFCA First-Team All-Region honors.

HIGH SCHOOL:

Played for coach Kevin Fagan ... Helped lead Dunnellon High School to state championships in 2009 and 2010 ... Played travel ball for Team North Florida.

PERSONAL:

Born June 5, 1994 ... Daughter of Nancy and Kevin Fagan ... Has two brothers, Cole and Jack, and three sisters, Kasey, Sami and Cameron ... Has two sisters that played collegiate softball, Kasey at the University of Arkansas and Sami at the University of MissouriFather Kevin played in the NFL for the San Francisco 49ers from 1987-1993 ... Major: Communications.

2013 YEAR-IN-REVIEW

TEAM HIGHLIGHTS

- Compiled a 30-23 overall record under 16-year head coach Tina Deese.
- Went 7-17 in conference play to finish XX in the SEC Western Division.
- Missed the SEC Tournament and NCAA Regional for the first time since 2007.
- Ranked 66th in the final regular-season RPI ranking on May 6, 2013.
- Snapped streak of five-straight SEC Tournament appearances (2008-2012) was the second-longest streak in program history.
- Streak of five-straight NCAA Regional appearances was the longest (2008-2012).
- Four Tigers received postseason honors from the SEC: Sophomore Branndi Melero was named to the All-SEC Second Team. Sophomore Morgan Estell named All-SEC Defensive Team. Emily Carosone and Tiffany Howard named to All-SEC Freshman Team.
- With 123 career games under her belt, Estell is firmly entrenched in several Auburn career records: Highest career batting average of any Tiger (.369) and highest on-base percentage (.485).
- Estell has scored 115 runs in her career, which is the fourth-best in Auburn history and her .568 slugging percentage is third-best.
- Estell has 31 career doubles and needs just four to move into the top-10, while being 25 RBI shy (66) of moving into the top-10.
- Auburn's senior class of Caitlin Schultze, Baylee Stephens, Liana Wuchte, Caitlin Jordan and Brooke Lathan completed a double-header sweep of Appalachian State in the final home games of their careers.
- The group combined to hit .333 with seven runs, one home run, seven RBI, three stolen bases and seven walks in the sweep.
- The senior class helped the Tigers win 22 games at Jane B. Moore Field in 2013, the third-highest win total in program history.
- Pitcher Marcy Harper set the Auburn freshman record for wins (16).
- Harper eclipsed the previous freshman record of 15 set by Anna Thompson in 2007.
- Harper's 16 wins were a team-high and tied for seventh-most in a single-season in Auburn history.

- Harper led the Tigers in innings pitched (161.0) and starts (23).
- Harper also posted a team-best 14 complete games which tied for the eighth-most in a single-season in Auburn history.
- Underclassmen accounted for 61 percent (135-of-223) of Auburn's RBI in 2013: Branndi Melero (46 RBI), Morgan Estell (23) and McKenzie Kilpatrick (11) combined for 80 RBI.
- Freshmen Emily Carosone (35), Tiffany Howard (8), Kelsey Bogaards (4), Austyn West (6) and Jade Rhodes (2) combined for 55 RBI.
- Five of Auburn's nine freshman saw significant playing time, appearing in at least 24 games with 24 at-bats or more.
- Carosone was the only freshman to start every game while Howard had 48 starts and played in 51 games.
- Bogaards played in 37 games, starting 35.
- Rhodes appeared in 25 games with six starts and West played in 24 games with 12 starts.
- The freshman group combined for a .292 (121-for-414) batting average with 20 doubles, six home runs and 53 RBI.



2013 AUBURN STATISTICAL LEADERS

Average:	.389	Emily Carosone
Hits:	61	Emily Carosone
Doubles:	14	Emily Carosone
Triples:	3	Morgan Estell
Home Runs:	10	Branndi Melero
RBI:	46	Branndi Melero
Runs:	60	Morgan Estell
Slugging Percentage:	.654	Branndi Melero
On Base Percentage:	.482	Morgan Estell
Walks:	35	Morgan Estell
Stolen Bases:	13	Emily Carosone
Wins:	16	Marcy Harper
Saves:	2	Mavromat and Harper
ERA:	2.96	Marcy Harper
Strikeouts:	123	Marcy Harper
Putouts:	185	Caitlin Jordan
Assists:	102	Emily Carosone
Fielding Percentage:	1.000	Rhodes, West, Richards, Wuchte

2013 AUBURN SOFTBALL SCHEDULE AND RESULTS

OVERALL: 30-23 | HOME: 19-12 | AWAY: 6-9 | NEUTRAL: 5-2 | SEC: 7-17

DATE	OPPONENT	RESULTS
2/8/13	vs. FURMAN #	W, 9-1
	vs. ETSU #	W, 11-3
2/9/13	vs. KENT STATE #	W, 5-3
2/10/13	vs. ARMY #	W, 8-0
	vs. AUSTIN PEAY #	W, 9-1 (5)
2/13/13	vs. SAMFORD	W, 2-1
2/14/13	vs. INDIANA STATE	W, 7-1
2/15/13	vs. TENNESSEE ST. \$	W, 3-2
	vs. BRYANT UNI. \$	W, 10-0 (5)
2/16/13	vs. KANSAS \$	W, 8-5
2/17/13	vs. CHATTANOOGA \$	L, 6-4
2/20/13	vs. GEORGIA STATE	L, 4-1
2/22/13	vs. Kansas %	L, 11-10
	at Texas A&M CC %	W, 6-4 (5)
2/23/13	vs. Southern %	W, 7-1
	vs. New Mexico %	L, 2-1
3/1/13	vs. MIDDLE TENN. ST. ^	W, 7-3
	vs. GARDNER-WEBB ^	W, 10-0 (5)
3/2/13	vs. CHARLOTTE ^	W, 2-1
	vs. MINNESOTA ^	L, 4-3 (8)
3/3/13	vs. SOUTHERN	W, 14-0 (5)
3/6/13	at Alabama State	W, 9-6
3/8/13	vs. FLORIDA*	L, 13-0 (5)
3/9/13	vs. FLORIDA*	W, 5-4
3/10/13	vs. FLORIDA*	L, 2-0
3/12/13	at Tennessee State	W, 6-1
3/13/13	at Middle Tenn. St.	W, 5-2
3/15/13	vs. GEORGIA*	L, 9-3
3/16/13	vs. GEORGIA*	L, 2-0
3/17/13	vs. GEORGIA*	L, 9-8
3/19/13	vs. FLORIDA STATE	L, 6-3
3/22/13	at Alabama*	L, 8-0 (6)
3/23/13	at Alabama*	W, 7-4
3/24/13	at Alabama*	L, 13-1 (5)
3/29/13	at Mississippi State*	W, 8-3
	at Mississippi State*	W, 7-5
3/30/13	at Mississippi State*	L, 4-3
4/5/13	vs. OLE MISS*	W, 9-0 (6)
4/6/13	vs. OLE MISS*	W, 2-1
4/7/13	vs. OLE MISS*	L, 11-9
4/9/13	vs. Southern Miss	W, 3-1
4/10/13	vs. Troy	W, 6-1
4/12/13	at Tennessee*	L, 5-3
4/13/13	at Tennessee*	L, 6-1
4/14/13	at Tennessee*	L, 6-0
4/19/13	vs. SOUTH CAROLINA*	L, 8-4
4/20/13	vs. SOUTH CAROLINA*	W, 7-1
4/21/13	vs. SOUTH CAROLINA*	L, 3-1
4/27/13	vs. APPALACHIAN ST.	W, 9-0 (5)
	vs. APPALACHIAN ST.	W, 10-0 (5)
5/3/13	at Arkansas*	L, 6-0

5/4/13	at Arkansas*	L, 8-7 (8)
5/5/13	at Arkansas*	L, 5-0

- Plainsman Invitational (Auburn, Ala.)

\$ - Tiger Invitational (Auburn, Ala.)

% - Texas A&M CC Tournament (Corpus Christi, Texas)

^ - War Eagle Classic (Auburn, Ala.)

* - Southeastern Conference game



2013 AUBURN OVERALL STATISTICS



Record: 30-23 Home: 22-12 Away: 7-9 Neutral: 1-2 SEC: 7-17

Player	avg	gp-gs	ab	r	h	2b	3b	hr	rbi	tb	slg%	bb	hp	so	gdp	ob%	sf	sh	sb-att	po	a	e	fld%	
5 Emily Carosone	.389	53-53	157	36	61	14	1	4	35	89	.567	14	8	15	2	.461	1	2	13-15	66	102	6	.966	
17 Brandi Melero	.366	51-51	153	37	56	10	2	10	46	100	.654	18	2	31	0	.437	1	4	10-13	46	6	4	.929	
3 Morgan Estell	.344	53-53	157	60	54	9	3	4	23	81	.516	35	7	21	0	.482	0	0	11-17	157	9	4	.976	
1 Tiffany Howard	.310	51-48	129	33	40	4	1	0	8	46	.357	5	4	22	0	.350	2	6	11-11	75	3	3	.963	
2 Brooke Lathan	.291	53-53	172	32	50	10	2	6	45	82	.477	8	1	21	1	.321	3	1	7-8	87	70	5	.969	
0 Caitlin Jordan	.271	49-47	129	6	35	1	0	1	15	39	.302	23	5	29	0	.401	0	0	2-2	185	5	8	.960	
13 Caitlin Schultze	.214	45-44	112	9	24	6	0	1	16	33	.295	21	2	34	0	.346	1	5	1-1	143	10	2	.987	

25 McKenzie Kilpatrick	.243	35-25	70	15	17	1	0	3	11	27	.386	20	0	16	0	.407	1	1	1-3	105	9	4	.966	
4 Baylee Stephens	.219	37-26	64	8	14	2	0	1	10	19	.297	4	5	15	0	.315	0	5	5-7	46	0	2	.958	
7 Kristyn Richards	.200	33-6	10	13	2	0	0	0	1	2	.200	6	0	4	0	.500	0	0	7-9	3	1	0	1.000	
14 Kelsey Bogaards	.179	37-35	67	14	12	2	0	0	4	14	.209	8	2	22	0	.286	0	1	4-4	63	54	11	.914	
9 Austyn West	.162	24-12	37	4	6	0	0	2	6	12	.324	4	0	12	0	.238	1	0	0-0	11	0	0	1.000	
6 Hilary Mavromat	.143	8-6	14	0	2	0	0	0	0	2	.143	3	0	5	0	.294	0	0	0-0	2	15	1	.944	
8 Jade Rhodes	.083	25-6	24	3	2	0	0	0	2	2	.083	4	1	10	0	.241	0	0	2-3	7	5	0	1.000	
11 Maris Medina	.036	22-14	28	1	1	0	0	0	1	1	.036	2	0	12	0	.100	0	2	0-0	18	24	6	.875	
22 Marcy Harper	.000	10-8	14	0	0	0	0	0	0	0	.000	0	0	6	0	.000	0	1	0-0	4	30	2	.944	
20 Liana Wuchte	.000	6-2	8	1	0	0	0	0	0	0	.000	1	0	3	0	.111	0	0	0-0	2	2	0	1.000	
18 Jordan Rocker	.000	10-0	3	1	0	0	0	0	0	0	.000	0	0	1	0	.000	0	0	0-0	0	0	0	.000	
23 Lexi Davis	.000	1-0	2	0	0	0	0	0	0	0	.000	1	0	0	1	.333	0	0	0-0	1	31	2	.941	
Totals	.279	53	1350	273	376	59	9	32	223	549	.407	177	37	279	4	.375	10	28	74-93	1021	376	60	.959	
Opponents	.254	53	1343	206	341	57	3	41	182	527	.392	133	25	245	4	.331	5	34	57-67	1004	398	79	.947	

LOB - Team (327), Opp (315). DPs turned - Team (11), Opp (19). IBB - Team (4), M. Estell 3, E. Carosone 1. Picked off - E. Carosone 1, M. Estell 1.

(All games Sorted by Earned run avg)

Player	era	w-l	app	gs	cg	sho	sv	ip	h	r	er	bb	so	2b	3b	hr	b/avg	wp	hp	bk	sfa	sha
22 Marcy Harper	2.96	16-10	34	23	14	1/2	2	161.0	147	75	68	47	123	32	3	20	.238	8	13	0	2	15
6 Hilary Mavromat	3.55	6-4	25	10	3	1/2	2	71.0	71	49	36	29	44	11	0	11	.254	3	6	0	1	7
23 Lexi Davis	4.06	8-9	24	20	5	2/1	0	103.1	119	77	60	50	72	14	0	10	.280	9	5	1	2	12

1 Tiffany Howard	5.60	0-0	4	0	0	0/1	0	5.0	4	5	4	7	6	0	0	0	.200	2	1	0	0	0
Totals	3.46	30-23	53	53	22	7/3	4	340.1	341	206	168	133	245	57	3	41	.254	22	25	1	5	34
Opponents	4.06	23-30	53	53	23	7/3	2	334.2	376	273	194	177	279	59	9	32	.279	32	37	4	10	28

PB - Team (10), M Kilpatrick 5, C. Schultze 4, A. West 1, Opp (14). Pickoffs - Team (0), Opp (2). SBA/ATT - C. Schultze (34-41), M. Harper (24-32), M Kilpatrick (22-25), L. Davis (23-24), H. Mavromat (9-10), A. West (1-1), T. Howard (1-1).



2013 AUBURN CONFERENCE STATISTICS



Record: 7-17 Home: 4-8 Away: 3-9 SEC: 7-17

Player	avg	gp-gs	ab	r	h	2b	3b	hr	rbi	tb	slg%	bb	hp	so	gdp	ob%	sf	sh	sb-att	po	a	e	fld%
5 Emily Carosone	.386	24-24	70	15	27	5	0	1	6	35	.500	10	2	6	1	.470	1	2	4-6	31	47	4	.951
1 Tiffany Howard	.310	24-24	71	13	22	3	1	0	2	27	.380	3	2	12	0	.355	0	2	4-4	53	1	0	1.000
17 Brandi Melero	.301	23-23	73	8	22	5	1	3	14	38	.521	5	0	21	0	.346	0	0	2-3	28	2	2	.938
3 Morgan Estell	.296	24-24	71	18	21	3	1	1	10	29	.408	14	4	12	0	.438	0	0	4-7	120	6	0	1.000
0 Caitlin Jordan	.255	22-20	55	0	14	0	0	0	5	14	.255	9	3	17	0	.388	0	0	1-1	25	3	2	.933
2 Brooke Lathan	.243	24-24	74	12	18	4	1	4	19	36	.486	4	1	11	0	.284	2	1	1-1	43	28	1	.986
13 Caitlin Schultze	.137	22-21	51	3	7	3	0	0	5	10	.196	11	1	21	0	.302	0	2	0-0	51	6	1	.983
7 Kristyn Richards	.250	13-3	4	3	1	0	0	0	0	1	.250	1	0	1	0	.400	0	0	2-3	1	0	0	1.000
25 McKenzie Kilpatrick	.226	15-10	31	5	7	0	0	1	6	10	.323	4	0	9	0	.314	0	0	0-2	34	6	1	.976
4 Baylee Stephens	.132	20-16	38	4	5	1	0	0	4	6	.158	1	4	12	0	.233	0	3	3-3	33	0	2	.943
11 Maris Medina	.071	12-8	14	1	1	0	0	0	1	1	.071	0	0	6	0	.071	0	2	0-0	10	12	6	.786
14 Kelsey Bogaards	.038	14-14	26	3	1	0	0	0	1	1	.038	2	2	11	0	.167	0	1	1-1	28	20	7	.873
8 Jade Rhodes	.000	16-5	17	0	0	0	0	0	1	0	.000	2	0	8	0	.105	0	0	0-1	7	5	0	1.000
9 Austyn West	.000	6-0	6	0	0	0	0	0	0	0	.000	0	0	5	0	.000	0	0	0-0	0	0	0	.000
22 Marcy Harper	.000	3-3	5	0	0	0	0	0	0	0	.000	0	0	1	0	.000	0	0	0-0	1	14	0	1.000
6 Hilary Mavromat	.000	3-1	3	0	0	0	0	0	0	0	.000	0	0	2	0	.000	0	0	0-0	0	4	0	1.000
23 Lexi Davis	.000	1-0	2	0	0	0	0	0	0	0	.000	1	0	0	1	.333	0	0	0-0	1	14	2	.882
18 Jordan Rocker	.000	4-0	0	0	0	0	0	0	0	0	.000	0	0	0	0	.000	0	0	0-0	0	0	0	.000
Totals	.239	24	611	85	146	24	4	10	74	208	.340	67	19	155	2	.331	3	13	22-32	466	168	28	.958
Opponents	.298	24	640	136	191	27	1	32	121	316	.494	76	13	82	2	.382	4	18	42-48	479	148	30	.954

LOB - Team (149), Opp (149). DPs turned - Team (5), Opp (8). IBB - Team (3), M. Estell 2, E. Carosone 1.

(SEC games only Sorted by Earned run avg)

Player	era	w-l	app	gs	cg	sho	sv	ip	h	r	er	bb	so	2b	3b	hr	b/avg	wp	hp	bk	sfa	sha
22 Marcy Harper	4.12	4-7	17	10	6	1/0	2	71.1	75	46	42	27	35	15	1	15	.267	5	6	0	1	6
23 Lexi Davis	5.25	3-7	14	11	3	0/0	0	64.0	81	57	48	34	38	7	0	8	.305	8	4	1	2	11
6 Hilary Mavromat	9.95	0-3	9	3	0	0/0	0	19.0	34	29	27	11	9	5	0	9	.382	1	2	0	1	1
1 Tiffany Howard	21.00	0-0	2	0	0	0/0	0	1.0	1	4	3	4	0	0	0	0	.250	2	1	0	0	0
Totals	5.41	7-17	24	24	9	1/0	2	155.1	191	136	120	76	82	27	1	32	.298	16	13	1	4	18
Opponents	2.76	17-7	24	24	12	7/3	1	159.2	146	85	63	67	155	24	4	10	.239	8	19	0	3	13

PB - Team (5), M Kilpatrick 3, C. Schultze 2, Opp (3). SBA/ATT - C. Schultze (27-31), L. Davis (21-22), M. Harper (17-21), M Kilpatrick (15-17), H. Mavromat (4-5).



2013 AUBURN STATCREW SCHEDULE AND RESULTS

**2013 Auburn Softball
Game Results for Auburn (as of Dec 18, 2013)
(All games)**

Date	Opponent		Score	Inns	Overall	SEC	Pitcher of record	Attend	Time
1 Feb 08, 2013	FURMAN	w	9-1	5	1-0-0	0-0-0	M. Harper (W 1-0)	163	1:50
1 Feb 08, 2013	ETSU	w	11-3	6	2-0-0	0-0-0	L. Davis (W 1-0)	205	2:14
1 Feb 09, 2013	KENT STATE	w	5-3	7	3-0-0	0-0-0	M. Harper (W 2-0)	330	2:30
1 Feb 10, 2013	ARMY	w	8-0	5	4-0-0	0-0-0	L. Davis (W 2-0)	185	1:36
1 Feb 10, 2013	AUSTIN PEAY	w	9-1	5	5-0-0	0-0-0	H. Mavromat (W 1-0)	152	1:28
Feb 13, 2013	SAMFORD	w	2-1	7	6-0-0	0-0-0	M. Harper (W 3-0)	140	1:52
2 Feb 14, 2013	INDIANA STATE	w	7-1	7	7-0-0	0-0-0	H. Mavromat (W 2-0)	120	2:13
2 Feb 15, 2013	TENNESSEE STATE	w	3-2	(8)	8-0-0	0-0-0	H. Mavromat (W 3-0)	150	1:57
2 Feb 15, 2013	BRYANT	w	10-0	5	9-0-0	0-0-0	H. Mavromat (W 4-0)	186	1:27
2 Feb 16, 2013	KANSAS	w	8-5	7	10-0-0	0-0-0	L. Davis (W 3-0)	250	2:40
2 Feb 17, 2013	CHATTANOOGA	L	4-6	7	10-1-0	0-0-0	M. Harper (L 3-1)	187	2:43
Feb 20, 2013	GEORGIA STATE	L	1-4	7	10-2-0	0-0-0	L. Davis (L 3-1)	154	2:04
3 Feb 22, 2013	vs Kansas	L	10-11	7	10-3-0	0-0-0	L. Davis (L 3-2)	0	2:47
3 Feb 22, 2013	at Texas A&M-CC	w	6-4	5	11-3-0	0-0-0	M. Harper (W 4-1)	345	1:28
3 Feb 23, 2013	vs Southern University	w	7-1	7	12-3-0	0-0-0	L. Davis (W 4-2)	0	1:51
3 Feb 23, 2013	vs New Mexico	L	1-2	7	12-4-0	0-0-0	M. Harper (L 4-2)	0	1:45
4 Mar 01, 2013	MIDDLE TENNESSEE	w	7-3	7	13-4-0	0-0-0	H. Mavromat (W 5-0)	134	1:55
4 Mar 01, 2013	GARDNER-WEBB	w	10-0	5	14-4-0	0-0-0	M. Harper (W 5-2)	169	1:50
4 Mar 02, 2013	CHARLOTTE	w	2-1	7	15-4-0	0-0-0	M. Harper (W 6-2)	115	2:00
4 Mar 02, 2013	MINNESOTA	L	3-4	(8)	15-5-0	0-0-0	H. Mavromat (L 5-1)	127	2:39
4 Mar 03, 2013	SOUTHERN UNIVERSITY	w	14-0	5	16-5-0	0-0-0	L. Davis (W 5-2)	135	1:40
Mar 06, 2013	at Alabama State	w	9-6	7	17-5-0	0-0-0	M. Harper (W 7-2)	50	2:17
* Mar 08, 2013	#4 FLORIDA	L	0-13	5	17-6-0	0-1-0	H. Mavromat (L 5-2)	345	1:59
* Mar 09, 2013	#4 FLORIDA	w	5-4	7	18-6-0	1-1-0	M. Harper (W 8-2)	437	2:01
* Mar 10, 2013	#4 FLORIDA	L	0-2	7	18-7-0	1-2-0	L. Davis (L 5-3)	428	1:49
Mar 12, 2013	at Tennessee State	w	6-1	7	19-7-0	1-2-0	M. Harper (W 9-2)	101	2:04
Mar 13, 2013	at Middle Tennessee	w	5-2	7	20-7-0	1-2-0	M. Harper (W 10-2)	53	2:09
* Mar 15, 2013	#25 GEORGIA	L	3-9	7	20-8-0	1-3-0	H. Mavromat (L 5-3)	407	2:29
* Mar 16, 2013	#25 GEORGIA	L	0-2	7	20-9-0	1-4-0	M. Harper (L 10-3)	623	2:01
* Mar 17, 2013	#25 GEORGIA	L	8-9	7	20-10-0	1-5-0	M. Harper (L 10-4)	487	2:52
Mar 19, 2013	FLORIDA STATE	L	3-6	7	20-11-0	1-5-0	M. Harper (L 10-5)	258	2:15
* Mar 22, 2013	at #4 Alabama	L	0-8	6	20-12-0	1-6-0	L. Davis (L 5-4)	2664	2:15
* Mar 23, 2013	at #4 Alabama	w	7-4	7	21-12-0	2-6-0	M. Harper (W 11-5)	3925	2:40
* Mar 24, 2013	at #4 Alabama	L	1-13	5	21-13-0	2-7-0	L. Davis (L 5-5)	3940	2:14
* Apr 05, 2013	OLE MISS	w	9-0	6	22-13-0	3-7-0	M. Harper (W 13-6)	504	1:49
* Apr 06, 2013	OLE MISS	w	2-1	7	23-13-0	4-7-0	L. Davis (W 7-5)	567	1:59
* Apr 07, 2013	OLE MISS	L	9-11	7	23-14-0	4-8-0	L. Davis (L 7-6)	481	2:47
Apr 09, 2013	SOUTHERN MISS	w	3-1	7	24-14-0	4-8-0	M. Harper (W 14-6)	303	1:34
Apr 10, 2013	TROY	w	6-1	7	25-14-0	4-8-0	M. Harper (W 15-6)	533	2:14
* Apr 12, 2013	at #3 Tennessee	L	3-5	7	25-15-0	4-9-0	L. Davis (L 7-7)	1727	2:32
* Apr 13, 2013	at #3 Tennessee	L	1-6	7	25-16-0	4-10-0	M. Harper (L 15-7)	1728	2:26
* Apr 14, 2013	at #3 Tennessee	L	0-6	7	25-17-0	4-11-0	L. Davis (L 7-8)	1811	2:20
* Apr 19, 2013	SOUTH CAROLINA	L	4-8	7	25-18-0	4-12-0	M. Harper (L 15-8)	325	2:25
* Apr 20, 2013	SOUTH CAROLINA	w	7-1	7	26-18-0	5-12-0	L. Davis (W 8-8)	1603	2:01
* Apr 21, 2013	SOUTH CAROLINA	L	1-3	7	26-19-0	5-13-0	M. Harper (L 15-9)	650	2:14
Apr 27, 2013	APPALACHIAN ST.-1	w	9-0	5	27-19-0	5-13-0	M. Harper (W 16-9)	386	1:26
Apr 27, 2013	APPALACHIAN ST.-2	w	10-0	5	28-19-0	5-13-0	H. Mavromat (W 6-3)	347	1:30
* Mar 29, 2013	at Mississippi State-1	w	8-3	7	29-19-0	6-13-0	M. Harper (W 12-5)	239	2:28
* Mar 29, 2013	at Mississippi State-2	w	7-5	7	30-19-0	7-13-0	L. Davis (W 6-5)	239	2:41
* Mar 30, 2013	at Mississippi State	L	3-4	7	30-20-0	7-14-0	M. Harper (L 12-6)	551	2:05
* May 03, 2013	at Arkansas	L	0-6	7	30-21-0	7-15-0	M. Harper (L 16-10)	419	2:17
* May 04, 2013	at Arkansas	L	7-8	(8)	30-22-0	7-16-0	L. Davis (L 9-9)	873	2:51
* May 05, 2013	at Arkansas	L	0-5	7	30-23-0	7-17-0	H. Mavromat (L 5-4)	1011	1:50

* = Conference game

1 = Plainsman Invitational

2 = Tiger Invitational

3 = Texas A&M-CC Tournament

4 = War Eagle Classic

() extra inning game




AUBURN TIGERS HISTORY AND RECORDS



AUBURN TIGER SOFTBALL YEAR-BY-YEAR

2013



30-23, 7-17 SEC
Head Coach: Tina Deese

DATE	OPPONENT	RESULTS
2/8/13	vs. FURMAN #	W, 9-1
	vs. ETSU #	W, 11-3
2/9/13	vs. KENT STATE #	W, 5-3
2/10/13	vs. ARMY #	W, 8-0
	vs. AUSTIN PEAY #	W, 9-1 (5)
2/13/13	vs. SAMFORD	W, 2-1
2/14/13	vs. INDIANA STATE	W, 7-1
2/15/13	vs. TENNESSEE ST. \$	W, 3-2
	vs. BRYANT UNI. \$	W, 10-0 (5)
2/16/13	vs. KANSAS \$	W, 8-5
2/17/13	vs. CHATTANOOGA \$	L, 6-4
2/20/13	vs. GEORGIA STATE	L, 4-1
2/22/13	vs. Kansas %	L, 11-10
	at Texas A&M CC %	W, 6-4 (5)
2/23/13	vs. Southern %	W, 7-1
	vs. New Mexico %	L, 2-1
3/1/13	vs. MIDDLE TENN. ST. ^	W, 7-3
	vs. GARDNER-WEBB ^	W, 10-0 (5)
3/2/13	vs. CHARLOTTE ^	W, 2-1
	vs. MINNESOTA ^	L, 4-3 (8)
3/3/13	vs. SOUTHERN	W, 14-0 (5)
3/6/13	at Alabama State	W, 9-6
3/8/13	vs. FLORIDA*	L, 13-0 (5)
3/9/13	vs. FLORIDA*	W, 5-4
3/10/13	vs. FLORIDA*	L, 2-0
3/12/13	at Tennessee State	W, 6-1
3/13/13	at Middle Tenn. St.	W, 5-2
3/15/13	vs. GEORGIA*	L, 9-3
3/16/13	vs. GEORGIA*	L, 2-0
3/17/13	vs. GEORGIA*	L, 9-8
3/19/13	vs. FLORIDA STATE	L, 6-3
3/22/13	at Alabama*	L, 8-0 (6)
3/23/13	at Alabama*	W, 7-4
3/24/13	at Alabama*	L, 13-1 (5)
3/29/13	at Mississippi State*	W, 8-3
	at Mississippi State*	W, 7-5
3/30/13	at Mississippi State*	L, 4-3
4/5/13	vs. OLE MISS*	W, 9-0 (6)
4/6/13	vs. OLE MISS*	W, 2-1
4/7/13	vs. OLE MISS*	L, 11-9
4/9/13	vs. Southern Miss	W, 3-1
4/10/13	vs. Troy	W, 6-1
4/12/13	at Tennessee*	L, 5-3
4/13/13	at Tennessee*	L, 6-1
4/14/13	at Tennessee*	L, 6-0
4/19/13	vs. SOUTH CAROLINA*	L, 8-4
4/20/13	vs. SOUTH CAROLINA*	W, 7-1
4/21/13	vs. SOUTH CAROLINA*	L, 3-1
4/27/13	vs. APPALACHIAN ST.	W, 9-0 (5)
	vs. APPALACHIAN ST.	W, 10-0 (5)
5/3/13	at Arkansas*	L, 6-0
5/4/13	at Arkansas*	L, 8-7 (8)
5/5/13	at Arkansas*	L, 5-0

- Plainsman Invitational (Auburn, Ala.)
\$ - Tiger Invitational (Auburn, Ala.)
% - Texas A&M CC Tournament (Corpus Christi, Texas)

^ - War Eagle Classic (Auburn, Ala.)
* - Southeastern Conference game

2012



33-23, 12-16 SEC
SEC Tournament (3rd in West)
NCAA Regional
Head Coach: Tina Deese

DATE	OPPONENT	RESULTS
2/9/12	vs. ALABAMA STATE	W, 6-0
2/10/12	vs. BOWLING GREEN #	W, 10-2 (5)
	vs. WRIGHT STATE #	W, 12-4
2/11/12	vs. IPFW #	W, 2-0
2/12/12	vs. APPALACHIAN STATE #	W, 6-2
2/17/12	vs. OKLAHOMA STATE \$	W, 8-0 (5)
2/18/12	vs. OKLAHOMA \$	Cancelled
2/19/12	vs. VIRGINIA TECH \$	W, 1-0
	vs. GEORGIA TECH \$	W, 12-5
2/22/12	at Georgia State	W, 9-1 (5)
2/24/12	vs. Florida A&M %	W, 9-0 (5)
	at Florida Atlantic %	W, 6-1
2/25/12	vs. Michigan State %	W, 4-1
	vs. Florida International %	W, 2-1
2/26/12	vs. Loyola Marymount %	W, 10-2 (6)
3/2/12	vs. Syracuse ^	W, 5-0
	vs. Michigan ^	L, 4-0
3/3/12	vs. North Carolina ^	L, 1-0 (8)
	vs. UCLA ^	W, 11-1
3/4/12	vs. Penn State ^	L, 3-2
3/9/12	vs. LOUISIANA TECH &	W, 3-0
	vs. GEORGE WASH. &	W, 3-0
3/10/12	vs. DREXEL &	W, 13-0 (5)
	vs. EVANSVILLE &	W, 3-1
3/11/12	vs. PRESBYTERIAN &	W, 8-0 (5)
3/14/12	at LSU*	L, 4-1
	at LSU*	W, 2-0
3/16/12	at Georgia*	W, 2-0
3/17/12	at Georgia*	L, 6-3
3/18/12	at Georgia*	L, 4-2
3/21/12	at Troy	L, 7-1
3/23/12	vs. KENTUCKY*	L, 8-4 (8)
3/24/12	vs. KENTUCKY*	L, 5-2
3/25/12	vs. KENTUCKY*	W, 2-1
3/27/12	vs. ALABAMA*	L, 4-2
	vs. ALABAMA*	L, 5-2
3/30/12	at Ole Miss*	W, 9-5 (10)
3/31/12	at Ole Miss*	W, 7-4
4/1/12	at Ole Miss*	L, 6-1
4/6/12	vs. TENNESSEE*	L, 9-1 (5)
4/7/12	vs. TENNESSEE*	L, 5-3 (10)
4/8/12	vs. TENNESSEE*	L, 6-2
4/13/12	at Florida*	L, 3-2
4/14/12	at Florida*	L, 3-1
4/15/12	at Florida*	L, 5-2
4/20/12	vs. ARKANSAS*	W, 3-2 (8)
4/21/12	vs. ARKANSAS*	W, 5-1
4/22/12	vs. ARKANSAS*	L, 5-1
4/27/12	at South Carolina*	W, 1-0
4/28/12	at South Carolina*	W, 3-2
4/29/12	at South Carolina*	W, 4-1
5/4/12	vs. MISSISSIPPI ST.*	L, 3-1
5/5/12	vs. MISSISSIPPI ST.*	W, 4-1

5/6/12	vs. MISSISSIPPI ST.*	W, 2-1
5/10/12	vs. Tennessee!	L, 2-1
5/18/12	vs. Houston @	L, 2-1
5/19/12	vs. Texas @	L, 6-1

- Tiger Invitational (Auburn, Ala.)
\$ - SEC/ACC/Big 12 Challenge (Auburn, Ala.)
% - Florida Atlantic Tournament (Boca Raton, Fla.)
^ - Diamond 9 Citrus Classic (Orlando, Fla.)
& - War Eagle Classic (Auburn, Ala.)
* - Southeastern Conference Game
! - SEC Tournament Game (Tuscaloosa, Ala.)
@ - NCAA Tournament Regional Game (Austin, Texas)

2011



40-19, 15-13 SEC
SEC Tournament (3rd in West)
NCAA Regional
Head Coach: Tina Deese


DATE	OPPONENT	RESULTS
2/12/10	vs. Alabama State #	W, 12-1 (5)
	vs. Troy #	W, 2-1
2/13/10	vs. Jacksonville State #	W, 6-3
	vs. Samford #	W, 5-0
2/17/11	vs. MCNEESE STATE	W, 7-5
2/18/11	vs. SOUTHERN MISS \$	W, 3-0
	vs. CAMPBELL \$	W, 3-1
2/19/11	vs. WESTERN ILLINOIS \$	W, 8-1
2/20/11	vs. WESTERN CAROLINA \$	W, 7-2
2/23/11	vs. GEORGIA STATE	W, 4-2
2/25/11	vs. GEORGIA SOUTHERN %	W, 9-1 (5)
	vs. BELMONT %	W, 8-5
2/26/11	vs. MARSHALL %	W, 8-1
	vs. MURRAY STATE %	W, 14-2 (6)
2/27/11	vs. MIDDLE TENN. STATE %	W, 10-0 (5)
3/4/11	at Oklahoma ^	L, 6-0
3/5/11	vs. Illinois-Chicago ^	W, 3-2
	vs. Oklahoma State ^	W, 4-3
3/6/11	at Oklahoma State ^	L, 3-2
3/8/11	vs. CONNECTICUT	W, 8-0 (6)
	vs. FLORIDA STATE	W, 5-3
3/9/11	vs. PENN STATE	Cancelled
3/11/11	at Arkansas*	W, 5-1
3/12/11	at Arkansas*	W, 9-1 (6)
3/13/11	at Arkansas*	W, 2-0
3/16/11	at Alabama*	L, 6-1
	at Alabama*	L, 8-2
3/18/11	vs. SOUTH CAROLINA*	W, 9-1 (5)
3/19/11	vs. SOUTH CAROLINA*	W, 3-0
3/20/11	vs. SOUTH CAROLINA*	W, 3-2 (9)
3/23/11	at South Alabama	W, 3-1
3/25/11	vs. OLE MISS*	W, 4-1
3/26/11	vs. OLE MISS*	L, 2-1
3/27/11	vs. OLE MISS*	W, 8-0 (5)
4/1/11	at Tennessee*	L, 2-1 (10)
4/2/11	at Tennessee*	W, 9-1
4/3/11	at Tennessee*	L, 8-0 (6)
4/6/11	vs. MERCER	L, 3-0
	vs. MERCER	W, 5-0
4/8/11	at Mississippi St.*	L, 4-3



4/9/11	at Mississippi St.*	W, 5-3
4/10/11	at Mississippi St.*	W, 5-4 (8)
4/15/11	vs. FLORIDA*	Postponed
4/16/11	vs. FLORIDA*	L, 14-4
	vs. FLORIDA*	L, 8-2
4/17/11	vs. FLORIDA*	L, 13-4 (6)
4/20/11	vs. LSU*	L, 7-3
	vs. LSU*	L, 1-0
4/23/11	vs. MISSISSIPPI VALLEY ST.	W, 11-3 (6)
	vs. MISSISSIPPI VALLEY ST.	W, 14-1 (5)
4/29/11	vs. GEORGIA*	L, 6-1
4/30/11	vs. GEORGIA*	W, 3-1
5/1/11	vs. GEORGIA*	W, 3-2
5/6/11	at Kentucky*	W, 5-3 (8)
5/7/11	at Kentucky*	L, 10-2 (6)
5/8/11	at Kentucky*	W, 2-1
5/12/11	vs. Florida!	W, 6-2
5/13/11	vs. Tennessee!	L, 2-1
5/19/11	vs. BYU &	L, 2-1
5/20/11	vs. Portland State &	W, 2-1
	vs. BYU &	L, 4-3

- All Alabama Classic (Birmingham, Ala.)
 \$ - Tiger Invitational (Auburn, Ala.)
 % - War Eagle Classic (Auburn, Ala.)
 ^ - Oklahoma Classic (Norman, Okla., Oklahoma City, Okla., Stillwater, Okla.)
 * - Southeastern Conference Game
 ! - SEC Tournament Game (Oxford, Miss.)
 & - NCAA Regional Game (Seattle, Wash.)

2010




31-26, 11-17 SEC
 SEC Tournament (3rd in West)
 NCAA Atlanta Regional
 Head Coach: Tina Deese

DATE	OPPONENT	RESULTS
2/11/10	vs. Washington #	L, 5-0
2/12/10	at Arizona State #	L, 14-2 (5)
2/13/10	vs. Texas Tech #	W, 6-1
	vs. Notre Dame #	W, 5-2
2/14/10	vs. Wisconsin #	W, 7-0
2/17/10	at Georgia State	L, 6-5 (8)
2/19/10	vs. OHIO \$	W, 6-0
2/20/10	vs. NEBRASKA \$	W, 2-1
	vs. CENTRAL MICHIGAN \$	W, 6-2
2/21/10	vs. SIUE \$	W, 7-0
2/26/10	vs. Kent State %	L, 1-0 (8)
	vs. Illinois State %	L, 5-4 (9)
2/27/10	vs. Virginia Tech %	W, 2-0
	vs. Southern Illinois %	L, 1-0
2/28/10	vs. N.C. State %	W, 2-1
3/5/10	vs. LOUISIANA TECH ^	W, 1-0
	vs. TENNESSEE TECH ^	W, 9-1
3/6/10	vs. GARDNER-WEBB ^	W, 8-0 (5)
3/7/10	vs. VALPARAISO ^	W, 6-3 (9)
3/13/10	vs. KENTUCKY*	W, 3-2
3/14/10	vs. KENTUCKY*	L, 5-3
3/15/10	vs. KENTUCKY*	W, 1-0 (9)
3/17/10	at Florida*	L, 7-0
	at Florida*	L, 5-4
3/18/10	at Florida State	W, 1-0 (9)
3/20/10	at LSU	L, 7-0
	at LSU	L, 4-3

3/21/10	at LSU*	L, 4-0
3/27/10	at South Carolina*	W, 4-1
	at South Carolina*	W, 5-3
3/28/10	at South Carolina*	W, 11-3 (5)
3/31/10	vs. TROY	W, 3-1
4/2/10	vs. ALABAMA*	L, 5-1
4/3/10	vs. ALABAMA*	L, 9-1
	vs. ALABAMA*	L, 10-2
4/7/10	vs. SAMFORD	W, 13-0 (5)
4/10/10	vs. TENNESSEE*	W, 2-1
	vs. TENNESSEE*	L, 2-1
4/11/10	vs. TENNESSEE*	L, 5-3
4/13/10	at Mercer	W, 4-0
4/17/10	at Georgia*	L, 7-0
	at Georgia*	L, 7-5
4/18/10	at Georgia*	L, 1-0
4/21/10	vs. MISSISSIPPI STATE*	L, 3-2
	vs. MISSISSIPPI STATE*	L, 2-1
4/24/10	at Ole Miss*	W, 3-2
	at Ole Miss*	W, 3-0
4/25/10	at Ole Miss*	L, 6-5
4/27/10	vs. JACKSONVILLE STATE	W, 8-5
4/28/10	vs. MIDDLE TENN. STATE	W, 8-0 (5)
5/8/10	vs. ARKANSAS*	W, 4-3
	vs. ARKANSAS*	W, 3-2 (8)
5/9/10	vs. ARKANSAS*	W, 2-1
5/13/10	vs. Florida!	L, 9-1 (5)
5/21/10	vs. Oregon @	L, 1-0
5/22/10	vs. Jacksonville State @	W, 15-1
	vs. Georgia Tech @	L, 4-1

- Kajikawa Classic (Tempe, Ariz.)
 \$ - Tiger Invitational (Auburn, Ala.)
 % - NFCA Leadoff Classic (Columbus, Ga.)
 ^ - War Eagle Classic (Auburn, Ala.)
 * - Southeastern Conference Game
 ! - SEC Tournament Game (Knoxville, Tenn.)
 @ - NCAA Regional Game (Atlanta, Ga.)

2009




30-29, 9-19 SEC
 SEC Tournament (4th in West)
 NCAA Atlanta Regional
 Head Coach: Tina Deese

DATE	OPPONENT	RESULTS
2/5/09	vs. Evansville #	W, 4-0
2/6/09	vs. Jacksonville #	W, 5-0
	vs. Texas A&M-CC #	W, 2-0
2/7/09	vs. FIU #	W, 2-1 (9)
	vs. North Carolina #	W, 6-5
2/8/09	vs. Louisville #	L, 5-3
2/10/09	at Jacksonville State	W, 5-2
2/11/09	vs. GEORGIA STATE	W, 6-0
2/13/09	vs. EASTERN KENTUCKY \$	W, 7-1
	vs. UMKC \$	W, 11-3
2/14/09	vs. WESTERN KENTUCKY \$	W, 5-3 (8)
2/15/09	vs. MOREHEAD STATE \$	W, 2-0
2/17/09	at Troy	W, 3-2 (9)
2/20/09	vs. WINTHROP %	W, 1-0
	vs. MIDDLE TENNESSEE %	W, 4-0
2/21/09	vs. AUSTIN PEAY %	W, 5-0
2/22/09	vs. PURDUE %	L, 3-1
2/27/09	vs. Nevada ^	L, 5-1
	vs. Cal ^	W, 4-1

2/28/09	vs. Cal-Poly ^	L, 6-0
	vs. Indiana ^	W, 2-1
3/1/09	vs. Cal State-Fullerton ^	W, 6-1
3/3/09	vs. MERCER	L, 7-6 (9)
	vs. MERCER	L, 1-0
3/7/09	vs. OLE MISS*	W, 9-8 (13)
	vs. OLE MISS*	W, 4-3
3/8/09	vs. OLE MISS*	W, 8-5
3/14/09	at Kentucky*	L, 4-3
	at Kentucky*	L, 8-0 (5)
3/15/09	at Kentucky*	L, 8-0 (5)
3/17/09	at Lipscomb	W, 5-1
3/18/09	at Tennessee State	W, 10-0 (5)
	vs. Alabama State	W, 4-0
3/28/09	vs. SOUTH CAROLINA*	W, 3-2
3/29/09	vs. SOUTH CAROLINA*	W, 12-4 (6)
	vs. SOUTH CAROLINA*	L, 5-0
4/1/09	vs. FLORIDA*	L, 3-0
	vs. FLORIDA*	L, 7-1
4/4/09	at Arkansas*	W, 4-3 (8)
	at Arkansas*	L, 4-2
4/5/09	at Arkansas*	W, 5-4
4/10/09	at Tennessee*	L, 5-2
4/11/09	at Tennessee*	L, 2-1 (11)
	at Tennessee*	L, 3-2
4/14/09	vs. SOUTH ALABAMA	L, 3-1 (10)
4/18/09	vs. GEORGIA*	L, 7-2
	vs. GEORGIA*	L, 10-0
4/19/09	vs. GEORGIA*	L, 12-6
4/22/09	at Mississippi State*	L, 2-1 (10)
	at Mississippi State*	W, 8-3
4/25/09	at Alabama*	L, 8-0 (6)
	at Alabama*	L, 4-2 (8)
4/26/09	at Alabama*	L, 6-0
5/2/09	vs. LSU*	L, 3-2
	vs. LSU*	W, 6-1
5/3/09	vs. LSU*	L, 4-1
5/6/09	vs. Florida!	L, 3-0
5/15/09	vs. Iowa @	W, 1-0
5/16/09	vs. Georgia Tech @	L, 4-1
5/17/09	vs. Boston Univ. @	L, 5-0

- FIU Tournament (Miami, Fla.)
 \$ - Tiger Invitational (Auburn, Ala.)
 % - War Eagle Classic (Auburn, Ala.)
 ^ - DeMarini Invitational (Fullerton, Calif.)
 * - Southeastern Conference Game
 ! - SEC Tournament Game (Knoxville, Tenn.)
 @ - NCAA Regional Game (Atlanta, Ga.)

2008



38-22, 13-14 SEC
 SEC Tournament (3rd in West)
 NCAA College Station Regional
 Head Coach: Tina Deese

DATE	OPPONENT	RESULTS
2/15	vs. EVANSVILLE #	W, 4-0
	vs. MCNEESE STATE #	W, 7-6
2/16	vs. GARDNER WEBB #	W, 2-1
	vs. MARSHALL #	W, 7-2
2/17	vs. FURMAN #	W, 5-0
2/20	at South Alabama	W, 4-3
2/22	at Central Florida \$	W, 1-0



	vs. George Mason \$	W, 3-1
2/23	vs. Drake \$	W, 1-0 (9)
2/24	vs. #12 Michigan \$	L, 9-0 (5)
	vs. B'ham Southern \$	W, 8-0
2/26	at Alabama A&M	W, 4-0
	at Alabama A&M	W, 6-0
2/29	vs. Georgia Tech %	W, 3-2
	vs. Winthrop %	L, 1-0
3/1	vs. Charlotte %	W, 4-0
	vs. Massachusetts %	L, 6-3
3/2	vs. Syracuse %	W, 6-0
3/5	at Samford	W, 7-3
3/7	vs. BOWLING GREEN ^	W, 3-1
	vs. GEORGIA SOUTHERN ^	W, 3-0
3/9	vs. TENNESSEE TECH ^	W, 2-0
	vs. LIPSCOMB ^	W, 6-1
3/11	vs. #15 MISSISSIPPI ST.*	L, 8-3
	vs. #15 MISSISSIPPI ST.*	W, 5-4 (9)
3/12	vs. #15 MISSISSIPPI ST.*	W, 8-0 (5)
3/15	at Ole Miss*	W, 3-1
	at Ole Miss*	W, 5-0
3/16	at Ole Miss*	W, 3-2 (11)
3/18	vs. ARKANSAS*	W, 9-6
	vs. ARKANSAS*	W, 5-3
3/21	at #10 LSU*	L, 8-1
	at #10 LSU*	L, 5-3 (10)
3/22	at #10 LSU*	L, 10-0 (6)
3/25	at Mercer	L, 1-0
	at Mercer	W, 10-0 (5)
3/29	vs. #9 TENNESSEE*	L, 8-4
	vs. #9 TENNESSEE*	W, 1-0
3/30	vs. #9 TENNESSEE*	W, 2-1 (8)
4/2	vs. JACKSONVILLE ST.	W, 8-0 (6)
4/6	at South Carolina*	L, 2-0
	at South Carolina*	L, 3-2
4/9	at Georgia State	W, 1-0
	at Georgia State	W, 3-0
4/12	vs. #2 ALABAMA*	L, 5-4 (8)
	vs. #2 ALABAMA*	L, 12-1
4/13	vs. #2 ALABAMA*	L, 4-2
4/16	at #21 Georgia*	L, 3-2
	at #21 Georgia*	W, 2-1
4/23	vs. TROY	L, 3-0
4/26	at #1 Florida*	L, 3-1
	at #1 Florida*	L, 7-2
4/27	at #1 Florida*	L, 10-1 (5)
5/3	vs. KENTUCKY*	W, 14-1 (5)
	vs. KENTUCKY*	W, 3-2
5/4	vs. KENTUCKY*	W, 5-4
5/8	(5) at #15 LSU!	L, 4-0
5/16	(6) vs. La. Tech @	L, 1-0 (12)
5/17	(6) vs. Stephen F. Austin @	W, 2-0
	(6) vs. La. Tech @	L, 2-1

- Tiger Invitational (Auburn, Ala.)
 \$ - UCF Tournament (Orlando, Fla.)
 % - NFCA Leadoff Classic (Columbus, Ga.)
 ^ - War Eagle Classic (Auburn, Ala.)
 * - Southeastern Conference Game
 ! - SEC Tournament Game (Baton Rouge, La.)
 @ - NCAA Regional Game (College Station, Texas)

2007



26-30, 10-18 SEC
 5th in SEC West

Head Coach: Tina Deese

DATE	OPPONENT	RESULTS
2/8	vs. DePaul #	L, 7-0
	vs. #15 Nebraska #	L, 1-0 (8)
2/9	vs. Portland State #	W, 2-0
	at Hawaii #	L, 2-1
2/10	vs. DePaul #	L, 5-4 (8)
2/11	vs. #15 Nebraska #	L, 1-0
2/14	vs. GEORGIA STATE	W, 8-0 (6)
2/16	vs. TENNESSEE TECH \$	W, 6-3
	vs. NOTRE DAME \$	L, 3-2
2/17	vs. VIRGINIA TECH \$	L, 1-0
	vs. TULSA \$	W, 9-1 (6)
2/18	vs. UAB \$	W, 5-1
2/23	vs. North Carolina %	W, 3-0 (8)
	vs. #13 Michigan %	L, 5-1 (8)
2/24	vs. Southern Illinois %	L, 3-2 (9)
	vs. Hofstra %	W, 4-2
2/27	at Jacksonville State	W, 1-0
3/2	vs. Utah ^	W, 9-1 (5)
	at South Florida ^	W, 9-0 (6)
3/3	vs. Central Michigan ^	L, 2-1
3/4	vs. Maryland ^	L, 5-4
	vs. New Mexico State ^	W, 4-2
3/7	at Troy	L, 3-1
3/10	at Kentucky*	W, 10-1 (5)
	at Kentucky*	W, 9-4 (8)
3/11	at Kentucky*	L, 2-1
3/14	vs. GEORGIA*	L, 4-0
	vs. GEORGIA*	L, 5-2
3/17	vs. OLE MISS*	L, 4-2
	vs. OLE MISS*	L, 3-2
3/18	vs. OLE MISS*	W, 3-1
3/24	at Mississippi State*	L, 1-3
	at Mississippi State*	L, 1-4
3/25	at Mississippi State*	W, 2-1
3/27	at Arkansas*	W, 5-0
	at Arkansas*	W, 3-2
3/31	vs. #6 LSU*	L, 9-0 (5)
	vs. #6 LSU*	L, 4-1
4/1	vs. #6 LSU*	L, 5-2
4/4	vs. FLORIDA ATLANTIC	W, 4-3
4/6	at #3 Alabama*	L, 10-0 (5)
	at #3 Alabama*	L, 5-3
4/7	at #3 Alabama*	L, 12-4 (5)
4/10	vs. SOUTH ALABAMA	W, 3-0
4/14	vs. FLORIDA*	L, 3-0
4/15	vs. FLORIDA*	W, 6-5
	vs. FLORIDA*	L, 2-0 (8)
4/18	vs. ALABAMA A&M	W, 9-1 (5)
	vs. ALABAMA A&M	W, 17-0 (5)
4/21	at #1 Tennessee*	L, 10-0 (5)
	at #1 Tennessee*	L, 2-1 (8)
4/22	at #1 Tennessee*	L, 5-1
4/28	vs. SOUTH CAROLINA*	W, 8-0 (5)
	vs. SOUTH CAROLINA*	W, 1-0
4/29	vs. SOUTH CAROLINA*	W, 3-0
5/6	vs. FLORIDA STATE	W, 7-2

- Oceanic Time Warner Cable Hawaii Paradise Classic (Honolulu, Hawaii)
 \$ - Tiger Invitational (Auburn, Ala.)
 % - NFCA Leadoff Classic (Columbus, Ga.)
 ^ - USF Louisville Slugger Tournament (Tampa, Fla.)
 * - Southeastern Conference Game

2006




36-22, 21-8 SEC
 SEC Tournament (2nd in West)
 NCAA Tucson Regional
 Head Coach: Tina Deese

DATE	OPPONENT	RESULTS
2/10	vs. MINNESOTA #	W, 7-0
	vs. MIAMI (OHIO) #	W, 15-1 (5)
2/11	vs. EVANSVILLE #	W, 12-7
	vs. NC STATE #	W, 2-0
2/12	vs. CENTENARY #	L, 9-6
2/14	at Georgia State	W, 3-2 (9)
2/17	vs. MIDDLE TENNESSEE \$	W, 5-2
	vs. JACKSONVILLE ST. \$	W, 7-1
2/18	vs. MERCER \$	W, 19-0 (5)
2/19	vs. LIPSCOMB \$	W, 10-0 (5)
2/21	at UAB	W, 8-0
2/24	vs. No. 16 Arizona St. %	L, 1-0 (8)
	vs. No. 24 Missouri %	W, 2-0
2/28	vs. No. 7 MICHIGAN	L, 1-0
3/1	=vs. Southern Miss.	W, 4-1
3/4	vs. Boston College ^	W, 10-2 (6)
	at Florida Atlantic ^	W, 4-1
3/5	vs. Boston College ^	W, 9-3
	at Florida Atlantic ^	L, 5-3
3/8	vs. SAMFORD	W, 1-0
3/11	vs. KENTUCKY*	W, 2-1
	vs. KENTUCKY*	W, 3-0
3/12	vs. KENTUCKY*	W, 7-6 (8)
3/14	vs. TROY	W, 4-3
3/18	at No. 2 Tennessee*	L, 2-0
	at No. 2 Tennessee*	W, 3-1
3/19	at No. 2 Tennessee*	L, 8-0 (5)
3/25	vs. No. 11 GEORGIA*	L, 4-1
	vs. No. 11 GEORGIA*	L, 8-5
3/26	vs. No. 11 GEORGIA*	W, 6-2
3/28	at Florida*	W, 2-1
	at Florida*	L, 5-4 (9)
3/29	at Florida*	L, 5-0
3/30	at Florida State	W, 7-2
4/4	+vs. Tennessee Tech	W, 4-0
4/8	at No. 11 LSU*	L, 4-0
	at No. 11 LSU*	L, 6-5
4/9	at No. 11 LSU*	W, 1-0
4/14	vs. MISSISSIPPI STATE	W, 4-1
4/15	vs. MISSISSIPPI STATE	W, 6-5
	vs. MISSISSIPPI STATE	W, 5-3
4/22	at Arkansas*	W, 5-4
	at Arkansas*	L, 2-0
4/23	at Arkansas*	W, 2-1
4/25	vs. No. 4 ALABAMA*	L, 9-1 (5)
	vs. No. 4 ALABAMA*	W, 4-2
4/26	vs. No. 4 ALABAMA*	L, 9-0 (6)
4/29	at South Carolina*	L, 5-2
	at South Carolina*	W, 4-0
4/30	at South Carolina*	L, 7-1
5/6	vs. OLE MISS*	W, 2-0
	vs. OLE MISS*	L, 5-4
5/7	vs. OLE MISS*	L, 6-5
5/11	vs. No. 11 LSU!	L, 4-1
5/18	vs. Ohio State @	L, 1-0 (10)
5/19	vs. Marist @	W, 14-0 (5)
5/20	at Arizona @	L, 4-2



- Tiger Invitational (Auburn, Ala.)
 \$ - War Eagle Classic (Auburn, Ala.)
 % - NFCA Leadoff Classic (Columbus, Ga.)
 ^ - Florida Atlantic Tournament (Boca Raton, Fla.)
 * - Southeastern Conference Game
 ! - SEC Tournament game (Athens, Ga.)
 @ - NCAA Regional Game (Tucson, Ariz.)
 - Game played in Pensacola, Fla.
 = - Game played in Huntsville, Ala.

2005



50-18, 21-8 SEC
 SEC Tournament (2nd in West)
 NCAA Auburn Regional
 Head Coach: Tina Deese

DATE	OPPONENT	RESULTS
2/4	vs. No. 21 USF #	W, 6-4
	vs. Illinois State #	L, 3-2 (8)
2/5	vs. Kentucky #	W, 9-1
	vs. Florida Intl. #	W, 6-1
2/6	vs. Florida Intl.#	L, 4-0
2/9	vs. ALABAMA STATE	W, 19-2
2/11	vs. C. OF CHARLESTON \$	W, 9-0
	vs. MARSHALL \$	W, 8-0
2/12	vs. NW STATE \$	L, 2-0
	vs. C. OF CHARLESTON \$	W, 2-1
2/13	vs. MARSHALL \$	W, 8-0
2/16	vs. UAB	W, 14-0
2/18	vs. GARDNER-WEBB %	W, 4-0
	vs. BOSTON COLLEGE %	L, 4-2
2/19	vs. AUSTIN PEAY %	W, 6-0
	vs. BIRM.-SOUTHERN %	W, 8-2
2/20	vs. GARDNER-WEBB %	W, 3-0
	vs. BOSTON COLLEGE %	W, 7-6
2/25	vs. Sacramento State ^	W, 2-1
	vs. Texas Tech ^	W, 4-1
2/26	vs. UC Davis ^	W, 3-0
	vs. No. 4 Stanford ^	L, 9-0
2/27	vs. UAB ^	W, 8-1
3/2	at Troy	W, 3-2
3/4	vs. M. Tennessee St. +	W, 13-1
	vs. M. Tennessee St. +	W, 7-0
3/5	vs. Georgia Southern +	W, 10-0
	vs. Iowa +	W, 2-1
3/6	vs. Iowa +	L, 16-1
3/12	vs. ARKANSAS*	W, 4-0
	vs. ARKANSAS*	W, 10-1
3/13	vs. ARKANSAS*	W, 10-2
3/19	at Ole Miss*	L, 2-0
	at Ole Miss*	W, 4-0
3/20	at Ole Miss*	W, 4-3
3/22	at No. 9 Alabama*	W, 4-2
3/23	at No. 9 Alabama*	L, 6-4
	at No. 9 Alabama*	L, 4-3
3/26	vs. SOUTH CAROLINA*	W, 10-8
	vs. SOUTH CAROLINA*	W, 11-2
3/29	vs. GEORGIA STATE	W, 4-2
3/30	at Jacksonville State	W, 7-2
4/2	at Mississippi State*	W, 10-2
	at Mississippi State*	L, 4-3
4/3	at Mississippi State*	W, 6-4
4/9	vs. No. 4 TENNESSEE*	L, 5-0
4/10	vs. No. 4 TENNESSEE*	W, 6-1
4/16	at No. 11 Georgia*	L, 5-4

4/16	at No. 11 Georgia*	L, 4-3 (8)
4/17	at No. 11 Georgia*	W, 8-4
4/23	vs. LSU*	W, 7-4
	vs. LSU*	W, 8-0
4/24	vs. LSU*	W, 2-0
4/26	vs. No. 16 FLORIDA*	W, 5-3
	vs. No. 16 FLORIDA*	W, 6-4
4/27	vs. No. 16 FLORIDA*	W, 6-5
4/30	at Kentucky*	L, 5-2
	at Kentucky*	W, 8-0
5/1	at Kentucky*	W, 10-0
5/12	vs. South Carolina !	W, 8-0
5/13	vs. No. 9 Alabama !	L, 9-5
5/14	vs. No. 8 Georgia !	L, 7-3
5/20	vs. Florida State @	L, 5-0
5/21	vs. Florida A&M @	W, 11-2
	vs. Florida State @	L, 2-0

- Diamond Sports Fun and Sun Classic (Miami, Fla.)
 \$ - Tiger Invitational (Auburn, Ala.)
 % - War Eagle Classic (Auburn, Ala.)
 ^ - Stanford Invitational (Palo Alto, Calif.)
 + - Buzz Classic (Marietta, Ga.)
 * - Southeastern Conference Game
 ! - SEC Tournament game (Gainesville, Fla.)
 @ - NCAA Regional game (Auburn, Ala.)

2004



42-18, 19-10 SEC
 SEC Tournament (2nd in West)
 NCAA Stanford Regional
 Head Coach: Tina Deese

DATE	OPPONENT	RESULTS
1/30	vs. Florida A&M #	W, 6-1
	vs. Illinois State #	W, 2-0
2/6	vs. Northwestern St. \$	W, 2-0
	vs. North Texas \$	W, 7-2
2/7	vs. Wichita State \$	W, 15-0
	vs. Baylor \$	L, 2-0
2/8	vs. Pacific \$	L, 2-1
2/11	at Alabama State	W, 13-0
2/13	vs. EVANSVILLE %	W, 7-0
	vs. AUSTIN PEAY %	W, 6-2
2/14	vs. FURMAN %	W, 9-1
	vs. FURMAN %	W, 3-1
2/15	vs. EVANSVILLE %	W, 8-0
2/17	at UAB	W, 4-3
2/20	vs. CSU-Northridge ^	L, 3-2
	vs. Sacramento State ^	W, 6-2
2/21	vs. San Diego State ^	W, 1-0
2/24	vs. SAMFORD	W, 4-0
2/28	at B'ham-Southern	W, 6-0
	at B'ham-Southern	W, 3-1
3/2	vs. TROY STATE	W, 2-0
3/13	at Arkansas*	W, 1-0
3/14	at Arkansas*	W, 9-0
	at Arkansas*	W, 3-0
3/20	vs. OLE MISS*	W, 5-0
	vs. OLE MISS*	W, 9-0
3/21	vs. OLE MISS*	L, 3-1
3/27	at No. 15 South Carolina*	W, 1-0
	at No. 15 South Carolina*	W, 5-1
3/28	at No. 15 South Carolina*	W, 6-5
3/30	at No. 19 Florida*	L, 2-1
	at No. 19 Florida*	L, 3-0
3/31	at No. 13 Florida*	L, 11-3
4/2	vs. MISSISSIPPI ST.*	W, 3-2
4/3	vs. MISSISSIPPI ST.*	W, 7-3
	vs. MISSISSIPPI ST.*	L, 3-2

4/7	at Troy State	W, 1-0
4/9	at No. 12 Tennessee*	L, 3-0
	at No. 12 Tennessee*	W, 6-1
4/10	at No. 12 Tennessee*	L, 4-0
4/17	vs. No. 7 GEORGIA*	W, 1-0
	vs. No. 7 GEORGIA*	L, 5-3
4/18	vs. No. 7 GEORGIA*	W, 4-2
4/20	vs. No. 13 ALABAMA*	W, 4-0
	vs. No. 13 ALABAMA*	W, 3-2
4/21	vs. No. 14 ALABAMA*	L, 6-3
4/24	at No. 6 LSU*	W, 2-1
	at No. 6 LSU*	L, 11-0
5/1	vs. KENTUCKY*	W, 6-1
	vs. KENTUCKY*	W, 1-0
5/2	vs. KENTUCKY*	W, 6-0
5/3	vs. No. 2 FLORIDA ST.	W, 1-0
	vs. No. 2 FLORIDA ST.	L, 4-0
5/13	vs. No. 15 Alabama !	L, 7-1
5/14	vs. South Carolina !	W, 2-0
5/15	vs. Mississippi State !	W, 4-3
	vs. No. 3 LSU !	W, 2-0
5/16	vs. No. 3 LSU !	L, 1-0
5/20	vs. Hofstra @	L, 1-0
	vs. No. 16 Fresno St. @	L, 3-1 (10)

- Diamond Sports Fun and Sun Classic (Miami, Fla.)
 \$ - Getteman Classic (Waco, Texas)
 % - Tiger Invitational (Auburn, Ala.)
 ^ - Campbell/Cartier Classic (San Diego, Calif.)
 * - Southeastern Conference Game
 ! - SEC Tournament Game (Tuscaloosa, Ala.)
 @ - NCAA Regional Game (Stanford, Calif.)

2003



26-31, 13-16 SEC
 SEC Tournament (3rd in West)
 Head Coach: Tina Deese

DATE	OPPONENT	RESULTS
1/31	vs. Northwestern #	L, 6-1
	vs. Florida Atlantic #	W, 5-3
2/1	vs. No. 2 Arizona #	L, 6-0
	vs. SoutJ5t5ch Florida #	L, 6-4
2/2	vs. Sam Houston St. #	W, 6-5
2/4	at No. 9 Florida State	L, 8-0
	at No. 9 Florida State	L, 3-2
2/7	vs. MERCER \$	W, 9-2
	vs. UT-CHATTAHOOGA \$	W, 4-1
2/8	vs. MISSOURI \$	L, 8-3
	vs. MERCER \$	W, 3-0
2/9	vs. MISSOURI \$	W, 3-2
2/11	at Samford	L, 1-0
2/14	vs. Southeastern La. %	W, 3-2
2/16	vs. Tulsa %	L, 5-0
	vs. UL-Lafayette %	L, 9-1
2/18	at Troy State	L, 4-3
2/21	vs. Wright State ^	W, 8-0
	vs. Lipscomb ^	L, 1-0
2/22	at Mercer ^	W, 5-4
2/23	vs. B'ham-Southern ^	W, 16-0
	vs. Alabama A&M ^	W, 12-1
2/25	vs. UAB	L, 4-0
3/4	vs. FLORIDA*	L, 4-0
	vs. FLORIDA*	L, 9-1
3/5	vs. FLORIDA*	W, 3-0
3/8	at No. 10 Georgia*	L, 7-1
	at No. 10 Georgia*	L, 10-0



3/9	at No. 10 Georgia*	L, 9-4
3/15	vs. ARKANSAS*	L, 4-1
3/16	vs. ARKANSAS*	W, 2-0
	vs. ARKANSAS*	W, 3-2
3/22	at Ole Miss*	W, 3-0
	at Ole Miss*	W, 2-0
3/23	at Ole Miss*	W, 4-0
3/26	at UAB	W, 5-2
3/29	vs. No. 15 S. CAROLINA*	L, 12-1
	vs. No. 15 S. CAROLINA*	W, 2-1
3/30	vs. No. 15 S. CAROLINA*	L, 4-0
4/2	at No. 18 Alabama*	L, 2-1
	at No. 18 Alabama*	L, 4-0
4/3	at No. 18 Alabama*	L, 4-0
4/5	at Mississippi State*	W, 7-3
	at Mississippi State*	L, 7-1
4/12	vs. TENNESSEE*	L, 2-0
	vs. TENNESSEE*	W, 1-0
4/13	vs. TENNESSEE*	W, 4-1
4/18	at Kentucky*	W, 9-1
	at Kentucky*	W, 5-4
4/19	at Kentucky*	W, 1-0
4/23	vs. GEORGIA TECH	W, 1-0
4/26	vs. No. 11 LSU*	L, 2-0
	vs. No. 11 LSU*	L, 5-4
4/27	vs. No. 11 LSU*	L, 10-1
5/2	at Georgia Tech	L, 2-0
5/8	vs. No. 16 Alabama!	L, 4-0
5/9	vs. Tennessee!	L, 4-3 (9)

- USF/Louisville Slugger Tournament (Tampa, Fla.)
 \$ - Tiger Invitational (Auburn, Ala.)
 % - Mardi Gras Tournament (Monroe, La.)
 ^ - Holiday Inn Invitational (Macon, Ga.)
 * - Southeastern Conference Game
 ! - SEC Tournament Game (Plant City, Fla.)

2002



37-28, 15-15 SEC
 SEC Tournament (3rd in West)
 NCAA Tallahassee Regional
 Head Coach: Tina Deese

DATE	OPPONENT	RESULTS
2/1	vs. AUSTIN PEAY #	W, 12-0
	vs. SOUTHEASTERN LA. #	W, 2-1 (8)
2/2	vs. CHARLESTON SOU. #	W, 8-0
	vs. MERCER #	W, 7-0
2/3	vs. SOUTHEASTERN LA. #	W, 1-0
	vs. MERCER #	W, 5-1
2/9	at Mercer	W, 3-2
	at Mercer	W, 7-3
2/15	vs. No. 25 S. Florida \$	W, 7-2
	vs. Notre Dame \$	L, 3-2 (10)
2/16	at No. 1 Arizona \$	L, 4-0
	vs. New Mexico St. \$	W, 2-0
2/19	vs. SAMFORD	W, 4-3
	vs. SAMFORD	W, 9-1
3/1	vs. No. 7 Oklahoma %	L, 6-2
	at Florida Int'l %	W, 3-1
3/2	vs. No. 20 Florida Atl. %	L, 4-1
	vs. Wichita State %	W, 4-2
3/3	at Florida Int'l %	W, 5-3
3/6	vs. TROY STATE	W, 4-0
3/8	vs. M. Tennessee ^	L, 9-3
	vs. Iowa State ^	L, 4-3

3/9	at No. 20 Florida State ^	L, 5-4
	vs. UMKC ^	W, 4-2
3/10	vs. Providence ^	W, 9-0
	vs. M. Tennessee ^	W, 6-0
3/13	vs. BALL STATE	W, 9-0
3/16	vs. No. 21 GEORGIA*	L, 5-3
	vs. No. 21 GEORGIA*	L, 12-2
3/17	vs. No. 21 GEORGIA*	L, 8-1
3/19	vs. GEORGIA TECH	L, 9-1
	vs. GEORGIA TECH	L, 2-1
3/23	at Arkansas*	L, 6-3
	at Arkansas*	L, 4-0
3/24	at Arkansas*	L, 3-2
3/26	at Florida*	W, 8-3
	at Florida*	W, 3-2
3/27	at Florida*	L, 8-0
3/30	vs. OLE MISS*	W, 4-0
	vs. OLE MISS*	W, 3-0
3/31	vs. OLE MISS*	W, 4-0
4/6	at South Carolina*	L, 4-2
	at South Carolina*	L, 3-1
4/7	at South Carolina*	L, 3-2
4/13	vs. MISSISSIPPI ST.*	L, 2-1
	vs. MISSISSIPPI ST.*	W, 6-4
4/14	vs. MISSISSIPPI ST.*	L, 3-1
4/20	at Tennessee*	L, 9-6
	at Tennessee*	W, 9-0
4/21	at Tennessee*	W, 8-0
4/22	at Middle Tennessee	W, 10-4 (8)
4/27	vs. KENTUCKY*	L, 8-5
	vs. KENTUCKY*	W, 6-1
4/28	vs. KENTUCKY*	W, 17-1
5/1	at No. 3 LSU*	L, 8-0
	at No. 3 LSU*	W, 2-1
5/2	at No. 3 LSU*	L, 5-0
5/4	vs. No. 15 ALABAMA*	W, 3-1
	vs. No. 15 ALABAMA*	W, 6-4
5/5	vs. No. 15 ALABAMA*	W, 3-2
5/9	vs. No. 25 Georgia!	L, 4-3
5/10	vs. Florida!	W, 7-1
5/11	vs. No. 18 Alabama!	L, 5-4
5/16	at No. 21 Florida State @	L, 2-1
5/17	vs. No. 12 Florida Atl. @	L, 4-2

- Tiger Invitational (Auburn, Ala.)
 \$ - Arizona Pepsi Classic (Tucson, Ariz.)
 % - Golden Panther Invitational (Miami, Fla.)
 ^ - Seminole Invitational (Tallahassee, Fla.)
 * - Southeastern Conference Game
 ! - SEC Tournament Game (Chattanooga, Tenn.)
 @ - NCAA Regional Game (Tallahassee, Fla.)

2001



31-32, 10-20 SEC
 SEC Tournament (5th in West)
 Head Coach: Tina Deese

DATE	OPPONENT	RESULTS
2/7	at Samford	W, 2-1
	at Samford	W, 9-1
2/9	vs. PURDUE #	W, 7-2
	vs. SYRACUSE #	W, 7-0
2/10	vs. OHIO STATE #	W, 3-2
	vs. NORTHERN ILLINOIS #	W, 7-2
2/11	vs. OHIO STATE #	L, 4-0 (9)

2/15	vs. UCSB \$	W, 3-2
	vs. Hawaii \$	W, 3-2
2/16	vs. Centenary \$	W, 15-1
	vs. No. 14 CS-Full. \$	L, 4-3 (10)
2/17	vs. Hawaii \$	L, 5-0
	vs. Centenary \$	W, 8-2
2/18	vs. UCSB \$	L, 5-0
2/22	at UCSB	W, 2-1
2/23	vs. Utah %	L, 4-3
	vs. No. 21 Texas A&M %	L, 4-3
3/6	vs. BALL STATE	L, 2-1
	vs. BALL STATE	W, 3-0
3/9	vs. UAB ^	W, 6-2
	vs. Alabama A&M ^	W, 18-2
3/10	vs. Ball State ^	W, 8-3
	vs. Austin Peay ^	W, 10-2
	vs. Samford ^	L, 3-2
3/11	vs. Ball State ^	W, 9-1
	vs. Samford ^	L, 3-2
3/14	at Troy State	L, 3-1
3/17	at Georgia*	W, 4-0
	at Georgia*	L, 1-0
3/18	at Georgia*	W, 8-2
3/24	vs. ARKANSAS*	L, 6-0
	vs. ARKANSAS*	L, 5-2
3/25	vs. ARKANSAS*	L, 4-3
3/31	at Ole Miss*	W, 4-0
	at Ole Miss*	W, 13-7 (10)
4/1	at Ole Miss*	L, 2-3
4/4	vs. FLORIDA*	W, 9-1
	vs. FLORIDA*	L, 9-3 (8)
4/5	vs. FLORIDA*	W, 6-5
4/7	vs. No. 19 S. CAROLINA*	L, 5-3 (10)
	vs. No. 19 S. CAROLINA*	L, 10-0
4/8	vs. No. 19 S. CAROLINA*	L, 4-3
4/14	at Mississippi State*	L, 5-4
	at Mississippi State*	L, 7-2
4/15	at Mississippi State*	L, 4-3
4/18	at No. 7 Alabama*	L, 8-0
	at No. 7 Alabama*	L, 6-4
4/19	at No. 7 Alabama*	L, 5-1
4/21	vs. TENNESSEE*	L, 7-2
	vs. TENNESSEE*	W, 5-3
4/22	vs. TENNESSEE*	W, 12-1
4/25	vs. MERCER	W, 7-3
	vs. MERCER	W, 12-0
4/28	at Kentucky*	W, 6-3
	at Kentucky*	L, 8-5
4/29	at Kentucky*	L, 7-6
5/5	vs. No. 4 LSU*	L, 9-0
	vs. No. 4 LSU*	L, 6-3
5/6	vs. No. 4 LSU*	W, 7-3
5/10	vs. No. 3 LSU!	L, 6-0
5/11	vs. Florida!	W, 4-1
5/12	vs. No. 7 Alabama!	W, 5-3
	vs. No. 4 LSU!	L, 4-1

- Tiger Invitational (Auburn, Ala.)
 \$ - Chevron Paradise Classic (Honolulu, Hawaii)
 % - UCSB Tournament (Santa Barbara, Calif.)
 ^ - Samford Invitational (Birmingham, Ala.)
 * - Southeastern Conference game
 ! - SEC Tournament Game (Chattanooga, Tenn.)



2000



34-31, 10-19 SEC
 SEC Tournament (5th in West)
 Head Coach: Tina Deese

DATE	OPPONENT	RESULTS
2/8	vs. UAB	W, 7-3
2/11	vs. Oklahoma State #	W, 6-3
	vs. UT-San Antonio #	W, 5-0
	vs. Louisiana Tech #	W, 6-0
2/12	vs. Arkansas #	L, 7-4
	vs. Tulsa #	L, 3-2 (8)
2/15	vs. GEORGIA TECH	W, 3-1
2/18	vs. INDIANA STATE \$	W, 11-3
	vs. UAB \$	L, 5-4
2/19	vs. WICHITA STATE \$	W, 7-0
	vs. JACKSONVILLE ST. \$	W, 2-0
2/20	vs. WICHITA STATE \$	W, 7-3
	vs. JACKSONVILLE ST. \$	W, 6-0
2/22	vs. TROY STATE	W, 8-0
2/23	vs. SAMFORD	L, 1-0 (8)
	vs. SAMFORD	L, 4-3
2/25	vs. INDIANA %	W, 4-3
	vs. No. 9 MICHIGAN %	L, 10-3
2/26	vs. No. 22 S. CAROLINA %	W, 4-2
	vs. SOUTH FLORIDA %	L, 6-1 (9)
2/27	vs. KENT STATE %	L, 1-0
3/1	vs. LOUISIANA TECH	W, 4-3
	vs. LOUISIANA TECH	W, 3-0
3/4	vs. No. 18 S. CAROLINA*	L, 5-3
	vs. No. 18 S. CAROLINA*	W, 4-3
3/10	Creighton ^	W, 6-2
	Miami (Ohio) ^	W, 3-2
3/12	Akron ^	W, 4-1
	Indiana ^	W, 5-3
3/17	at No. 8 LSU*	L, 6-5
	at No. 8 LSU*	W, 2-1
3/18	at No. 8 LSU*	L, 9-1
	at No. 8 LSU*	L, 9-1
3/20	at Southeastern La.	W, 8-1
3/24	at Kentucky*	L, 4-3
	at Kentucky*	L, 10-6
3/25	at Tennessee*	L, 8-7 (9)
	at Tennessee*	W, 18-5
3/31	vs. No. 14 ALABAMA*	L, 9-0
	vs. No. 14 ALABAMA*	L, 4-1 (8)
4/1	vs. No. 14 ALABAMA*	L, 7-1
	vs. No. 14 ALABAMA*	L, 14-5
4/5	vs. MERCER	W, 11-2
	vs. MERCER	W, 11-3
4/7	at Arkansas*	L, 2-0
	at Arkansas*	L, 6-2
4/8	at Arkansas*	W, 3-1
	at Arkansas*	L, 4-2
4/11	at Georgia Tech	L, 4-3 (8)
4/14	at Florida*	W, 2-0
4/15	at Florida State	L, 7-0
	at Florida State	W, 5-4 (13)
4/18	at UAB	W, 7-3
4/21	vs. OLE MISS*	L, 2-1 (9)
	vs. OLE MISS*	W, 4-2
4/22	vs. OLE MISS*	W, 6-0
	vs. OLE MISS*	L, 6-2
4/28	vs. GEORGIA*	W, 3-2

4/28	vs. GEORGIA*	W, 7-5
4/30	vs. No. 21 MISSISSIPPI ST.*	L, 3-2
	vs. No. 21 MISSISSIPPI ST.*	L, 9-4
5/1	vs. No. 21 MISSISSIPPI ST.*	W, 5-2
	vs. No. 21 MISSISSIPPI ST.*	L, 10-2
5/11	vs. No. 7 LSU!	L, 8-0
5/12	vs. No. 22 Miss. State!	L, 9-3

- UTA Tournament (Grand Prairie, Texas)
 \$ - Tiger Invitational (Auburn, Ala.)
 % - War Eagle Classic (Auburn, Ala.)
 ^ - USF/Gladstone Tournament (Tampa, Fla.)
 * - Southeastern Conference game
 ! - SEC Tournament game (Columbus, Ga.)

1999



27-32-1, 11-19 SEC
 5th in SEC West
 Head Coach: Tina Deese

DATE	OPPONENT	RESULTS
2/14	vs. ALABAMA A&M	W, 23-0
	vs. ALABAMA A&M	W, 26-0
2/16	vs. GEORGIA STATE	L, 8-0
	vs. GEORGIA STATE	W, 8-0
2/19	vs. Penn State #	W, 7-3
	at Texas A&M #	L, 3-0
2/20	vs. Penn State #	W, 3-0
	vs. New Mexico #	L, 3-0
2/21	at Texas A&M #	W, 4-0
	vs. New Mexico #	L, 10-1
2/23	vs. No. 21 FLORIDA ST.	L, 4-2
	vs. No. 21 FLORIDA ST.	T, 0-0
2/26	(2) vs. M. Tennessee St. \$	W, 3-2
	(2) vs. Coastal Carolina \$	W, 10-1
2/27	(2) at Georgia Southern \$	L, 5-3
	(2) vs. Stetson \$	W, 4-0
2/28	(2) vs. M. Tennessee \$	W, 2-1
	(2) Coastal Carolina \$	W, 15-3
3/5	(3) vs. No. 9 Stanford %	L, 9-0
	(3) vs. No. 4 Washington %	L, 5-3
3/6	(3) vs. Portland State %	W, 8-0
	(3) vs. Pacific %	L, 6-2
3/7	(3) vs. No. 15 Oregon %	L, 6-2
	(3) vs. Illinois State %	L, 7-4
3/19	vs. No. 13 LSU*	L, 12-3
	vs. No. 13 LSU*	L, 4-2
3/20	vs. No. 13 LSU*	L, 9-1
	vs. No. 13 LSU*	L, 10-1
3/21	at Alabama A&M	W, 14-1
	at Alabama A&M	W, 13-1
3/26	vs. TENNESSEE*	L, 7-4
	vs. TENNESSEE*	W, 4-0
3/28	vs. KENTUCKY*	L, 7-6
	vs. KENTUCKY*	W, 9-1
3/30	at Georgia State	L, 2-1
	at Georgia State	L, 7-6
4/2	at Alabama*	W, 5-1
	at Alabama*	W, 7-0
4/3	at Alabama*	L, 3-1
	at Alabama*	L, 8-3
4/7	at Troy State	W, 5-4
	at Troy State	W, 7-0
4/9	vs. ARKANSAS*	L, 1-0
	vs. ARKANSAS*	L, 3-1

4/10	vs. ARKANSAS*	L, 4-0
	vs. ARKANSAS*	L, 4-0
4/18	vs. FLORIDA*	W, 11-6
	vs. FLORIDA*	W, 10-2
4/23	at Ole Miss*	W, 7-6
	at Ole Miss*	W, 5-0
4/24	at Ole Miss*	W, 6-5
	at Ole Miss*	W, 5-2
5/1	at Georgia*	L, 4-2
	at Georgia*	W, 8-0
5/2	at South Carolina*	L, 4-0
	at South Carolina*	L, 2-1
5/7	at Mississippi State*	L, 4-3
	at Mississippi State*	L, 8-0
5/8	at Mississippi State*	L, 8-0
	at Mississippi State*	L, 4-3

- Texas A&M Tournament (College Station, Texas)
 \$ - Georgia Southern Tournament (Statesboro, Ga.)
 % - Easton Showcase (Fullerton, Calif.)
 * - Southeastern Conference game

1998



16-40, 6-20 SEC
 6th in SEC West
 Head Coach: Tina Deese

DATE	OPPONENT	RESULTS
2/14	LaGrange College	W, 8-0
	LaGrange College	W, 9-1
2/20	vs. No. 24 DePaul #	L, 1-0
	vs. No. 10 South Fla. #	L, 7-0
2/21	vs. No. 9 Kansas #	L, 2-0
	vs. Notre Dame #	W, 4-2
2/22	vs. No. 24 DePaul #	L, 4-0
2/25	Samford	W, 8-0
	Samford	L, 5-4
2/27	vs. Nebraska \$	L, 6-3
	vs. No. 18 Minnesota \$	L, 8-2
2/28	vs. Notre Dame \$	L, 1-0
	vs. No. 2 Washington \$	L, 1-0
3/1	vs. No. 22 Texas A&M \$	W, 1-0
	vs. Massachusetts \$	W, 4-2
3/3	Troy State	L, 7-3
	Troy State	L, 4-1
3/6	at No. 19 LSU*	L, 5-2
	at No. 19 LSU*	L, 6-3
3/8	at No. 19 LSU*	L, 4-3
3/11	Southern Illinois	W, 1-0
	Southern Illinois	L, 1-0
3/21	at Tennessee*	L, 6-3
	at Tennessee*	W, 3-2
3/22	at Kentucky*	L, 6-1
	at Kentucky*	W, 9-4
3/23	at Eastern Kentucky	L, 2-1
	at Eastern Kentucky	W, 4-3
3/27	vs. East Carolina %	W, 11-3
	vs. Virginia %	L, 2-1
	vs. Elon %	L, 2-0
3/28	vs. UM-Baltimore %	L, 6-2
4/3	at Arkansas*	L, 5-4
	at Arkansas*	W, 4-2
4/4	at Arkansas*	L, 5-4
	at Arkansas*	L, 6-4
4/11	at Florida*	L, 4-0



	at Florida*	L, 12-7
4/12	at No. 15 Florida State	L, 5-1
	at No. 15 Florida State	L, 8-3
4/13	at Florida A&M	L, 5-4
	at Florida A&M	W, 6-5
4/18	Ole Miss*	L, 4-0
	Ole Miss*	W, 8-0
4/19	Ole Miss*	L, 4-3
	Ole Miss*	L, 10-2
4/24	Georgia*	L, 4-1
	Georgia*	L, 3-0
4/26	South Carolina*	L, 4-2
	South Carolina*	L, 5-3
4/29	at Alabama*	W, 6-2
5/1	Mississippi State*	W, 2-0
	Mississippi State*	L, 1-0
5/2	Mississippi State*	L, 6-2
	Mississippi State*	L, 3-2

- South Florida Tournament (Tampa, Fla.)
 § - NFCA Leadoff Classic (Columbus, Ga.)
 % - Sportsplus Tournament (Midlothian, Va.)
 * - Southeastern Conference game

1997



34-35, 15-15 SEC
 SEC Tournament (3rd in SEC West)
 Head Coach: Tina Deese

DATE	OPPONENT	RESULTS
2/18	at Samford	W, 4-2 (10)
	at Samford	W, 4-3
2/21	vs. No. 6 Iowa #	L, 7-5 (8)
	vs. Michigan State #	L, 5-3
2/22	vs. Michigan State #	L, 4-3
	vs. No. 21 Notre Dame #	L, 4-2
	vs. Toledo #	W, 6-1
2/23	vs. Wisconsin #	L, 8-4
	vs. Wisconsin #	L, 2-0
2/26	vs. JACKSONVILLE ST.	W, 7-0
	vs. JACKSONVILLE ST.	W, 3-0
3/1	at Florida Atlantic §	L, 4-2
	vs. Cent. Michigan §	L, 5-0
	vs. Harvard §	W, 6-5
3/2	vs. Cent. Michigan §	W, 2-0
	vs. Harvard §	L, 5-4
	at Florida Atlantic §	W, 3-1
3/3	vs. Harvard §	L, 9-4
	at Florida Atlantic	L, 7-0
3/7	at Charleston Southern	W, 5-0
	at Charleston Southern	W, 9-1
3/8	at Coastal Carolina %	W, 6-3
	vs. UNC-Charlotte %	W, 7-3
3/9	vs. Radford %	L, 5-4
	at Coastal Carolina %	W, 6-5
3/11	at Jacksonville State	W, 5-1
	at Jacksonville State	L, 2-0
3/15	vs. LSU*	L, 5-0
	vs. LSU*	L, 4-1
3/16	vs. LSU*	L, 5-4
	vs. LSU*	L, 8-2
3/21	vs. TENNESSEE*	L, 6-2
	vs. TENNESSEE*	L, 8-2
3/23	vs. KENTUCKY*	W, 5-4 (9)
	vs. KENTUCKY*	W, 5-0

3/28	vs. Canisius ^	L, 3-1
	vs. M. Tennessee ^	L, 10-5
3/29	at Georgia Tech ^	L, 4-0
	vs. Youngstown St. ^	W, 9-8
4/2	at Alabama*	W, 1-0 (9)
	at Alabama*	L, 4-3
4/5	vs. ARKANSAS*	W, 7-6 (10)
	vs. ARKANSAS*	W, 2-1 (8)
4/6	vs. ARKANSAS*	W, 2-0
	vs. ARKANSAS*	W, 9-0
4/11	vs. FLORIDA A&M	L, 3-2
	vs. FLORIDA A&M	W, 9-1
4/13	vs. FLORIDA*	L, 3-1
	vs. FLORIDA*	W, 5-2
4/16	vs. ALABAMA*	L, 3-1
	vs. ALABAMA*	W, 3-2 (8)
4/19	at Ole Miss*	W, 7-4
	at Ole Miss*	W, 4-2
4/20	at Ole Miss*	W, 9-4
	at Ole Miss*	L, 5-0
4/25	at Georgia*	L, 1-0
	at Georgia*	W, 6-4 (8)
4/27	at No. 3 South Carolina*	L, 4-0
	at No. 3 South Carolina*	L, 4-2
5/2	vs. No. 17 FLORIDA ST.	L, 2-0 (11)
	vs. No. 17 FLORIDA ST.	W, 2-1 (8)
5/3	vs. MISSISSIPPI ST.*	L, 6-3
	vs. MISSISSIPPI ST.*	L, 4-0
5/4	vs. MISSISSIPPI ST.*	W, 5-4
	vs. MISSISSIPPI ST.*	W, 4-1
5/9	vs. Tennessee !	W, 2-0
	vs. No. 23 LSU !	W, 4-2
5/10	vs. No. 2 S. Carolina !	L, 9-0
	vs. Florida !	L, 7-5

- Arizona State Classic (Tempe, Ariz.)
 § - Fla. Atlantic Invitational (Boca Raton, Fla.)
 % - Chanticleer Classic (Conway, S.C.)
 ^ - Buzz Classic (Atlanta, Ga.)
 * - Southeastern Conference game
 ! - SEC Tournament (Columbus, Ga.)



AUBURN NCAA REGIONAL HISTORY

All-Time Auburn NCAA Regional Results

Overall: 7-18

Appearances: (9) 2002, 2004, 2005 (host), 2006, 2008, 2009, 2010, 2011, 2012

2002 • Tallahassee, Fla. • #4 Seed

Date	Opponent	Score	AU Pitcher (Rec.)
5/16	Florida State	L, 2-1	Keyes (21-11)
5/17	Florida Atlantic	L, 4-2	Keyes (21-12)

2004 • Stanford, Calif. • #2 Seed

Date	Opponent	Score	AU Pitcher (Rec.)
5/20	Hofstra	L, 1-0 (9)	Keyes (27-11)
5/20	Fresno State	L, 3-1 (10)	Keyes (27-12)

2005 • Auburn, Ala. • #2 Seed

Date	Opponent	Score	AU Pitcher (Rec.)
5/20	Florida State	L, 5-0	Currie (24-10)
5/21	Florida A&M	W, 11-2 (6)	DiPietro (23-7)
5/21	Florida State	L, 2-0	Currie (24-11)

2006 • Tucson, Ariz. • #2 Seed

Date	Opponent	Score	AU Pitcher (Rec.)
5/18	Ohio State	L, 1-0 (10)	Currie (18-13)
5/19	Marist	W, 14-0 (5)	Currie (19-13)
5/19	Ohio State	W, 4-0	DiPietro (16-7)
/20	Arizona	L, 4-2	Currie (19-14)

2008 • College Station, Texas • #2 Seed

Date	Opponent	Score	AU Pitcher (Rec.)
5/16	Louisiana Tech	L, 1-0 (12)	Thompson (12-12)
5/17	Stephen F. Austin	W, 2-0	Schmalz (8-3)
5/17	Louisiana Tech	L, 2-1	Schmalz (8-4)

2009 • Atlanta, Ga. • #3 Seed

Date	Opponent	Score	AU Pitcher (Rec.)
5/15	Iowa	W, 1-0	Thompson (15-15)
5/16	Georgia Tech	L, 1-4	Thompson (15-16)
5/17	Boston University	L, 0-5	Thompson (15-17)

2010 • Atlanta, Ga. • #3 Seed

Date	Opponent	Score	AU Pitcher (Rec.)
5/21	Oregon	L, 1-0	Thompson (17-10)
5/22	Jacksonville State	W, 15-1	Loree (4-5)
5/22	Georgia Tech	L, 4-1	Bunner (7-9)

2011 • Seattle, Wash. • #2 Seed

Date	Opponent	Score	AU Pitcher (Rec.)
5/19	BYU	L, 2-1	Bunner (16-7)
5/20	Portland State	W, 2-1	Schmalz (15-6)
5/20	BYU	L, 4-3	Loree (9-7)

2012 • Austin, Texas • #2 Seed

Date	Opponent	Score	AU Pitcher (Rec.)
5/18	Houston	L, 2-1	Lauren Schmalz (9-8)
5/19	Texas	L, 6-1	Lauren Schmalz (9-9)

Auburn Single-Game NCAA Regional Records

Team

Offense

At Bats.....	35, vs. Jacksonville State (5/22/10)
Runs.....	15, vs. Jacksonville State (5/22/10)
Hits.....	18, vs. Jacksonville State (5/22/10)
RBI.....	14, vs. Marist (5/19/06)
Doubles.....	4, vs. Jacksonville State (5/22/10)
Triples.....	1, 2x (last vs. Jacksonville State [5/22/10])
Home Runs.....	3, vs. Jacksonville State (5/22/10)
Sacrifice Hits.....	3 vs. Portland State (5/20/11)
Sacrifice Flies.....	1, 2x last vs. Portland State (5/20/11)
Stolen Bases.....	3, vs. Iowa (5/15/09)

Pitching

Innings.....	10, vs. Ohio State (10/18/06)
Strikeouts.....	17, vs. Fresno State (5/20/04)
.....	17, vs. Hofstra (5/20/04)
Hits.....	9, vs. Florida State (5/20/05)
.....	9, vs. Florida Atlantic (5/17/02)
Runs.....	6, vs. Texas (5/19/12)
Earned Runs.....	6, vs. Texas (5/19/12)

Individual

Offense

At Bats...5, 3x, C. Stangl, E. Eisterhold, K. Cartwright vs. Jacksonville State [5/22/10])
Runs.....3, Kelsey Cartwright vs. Jacksonville State (5/22/10)
Hits.....4, 2x, Kyndall White & Elizabeth Eisterhold vs. Jacksonville State [5/22/10])
RBI.....4, Elizabeth Eisterhold vs. Jacksonville State (5/22/10)
Doubles.....2, Kelsey Cartwright vs. Jacksonville State (5/22/10)
Triples.....1, 2x, last Krista Clyde vs. Jacksonville State (5/22/10)
Home Runs.....1, 11x, last Brannndi Melero vs. Texas [5/19/12])
Sacrifice Hits.....2, Ashley Griffin vs. Ohio State (5/19/06)
.....2, Ashley Griffin vs. Marist (5/19/06)
Sacrifice Flies.....1, Katie Colton vs. Jacksonville State (5/22/10)
Stolen Bases.....2, 2x, last Kyndall White vs. Jacksonville State [5/22/10])

Pitching

Innings.....	10, Holly Currie vs. Ohio State (5/18/06)
Strikeouts.....	17, Kristen Keyes vs. Fresno State (5/20/04)
.....	17, Kristen Keyes vs. Hofstra (5/20/04)
Hits Allowed.....	7, Holly Currie vs. Ohio State (5/18/06)
Runs Allowed.....	4, 2x last Lauren Schmalz vs. Texas [5/19/12]
Earned Runs Allowed.....	4, 2x last Lauren Schmalz vs. Texas [5/19/12]
Walks Allowed.....	4, Kristen Keyes vs. Florida State (5/16/02)

Record vs. Teams

Ohio State.....	1-1
Oregon.....	0-1
Portland State.....	1-0
Stephen F. Austin.....	1-0
Texas.....	0-1
Arizona.....	0-1
Boston Universtiy.....	0-1
BYU.....	0-2
Florida Atlantic.....	0-1
Florida A&M.....	1-0
Florida State.....	0-3
Fresno State.....	0-1
Georgia Tech.....	0-2
Hofstra.....	0-1
Houston.....	0-1
Iowa.....	1-0
Jacksonville State.....	1-0
Louisiana Tech.....	0-2
Marist.....	1-0

Record as Seed

No. 2.....	5-12
No. 3.....	2-4
No. 4.....	0-2



AUBURN SEC TOURNAMENT HISTORY

All-Time Auburn SEC Tournament Results

Overall: 11-20

Appearances: (13) 1997, 2000, 2001, 2002, 2003, 2004, 2005, 2006, 2008, 2009, 2010, 2011, 2012

1997 • Columbus, Ga. • #6 Seed

Date	Opponent	Score	AU Pitcher (Rec.)
5/9	(3) Tennessee	W, 2-0	Espinoza (12-12)
5/9	(2) LSU	W, 4-2	Espinoza (13-12)
5/10	(1) S. Carolina	L, 0-9	Espinoza (13-13)
5/10	(5) Florida	L, 5-7	Sease (12-11)

2000 • Columbus, Ga. • #8 Seed

Date	Opponent	Score	AU Pitcher (Rec.)
5/11	(1) LSU	L, 0-8	Rasmussen (13-7)
5/12	(5) Miss. State	L, 3-9	Lofton (14-16)

2001 • Chattanooga, Tenn. • #8 Seed

Date	Opponent	Score	AU Pitcher (Rec.)
5/10	(1) LSU	L, 0-6	DuBois (8-8)
5/11	(5) Florida	W, 4-1	DuBois (9-8)
5/12	(3) Alabama	W, 5-3	Petrie (3-2)
5/13	(1) LSU	L, 1-4	Petrie (3-3)

2002 • Chattanooga, Tenn. • #5 Seed

Date	Opponent	Score	AU Pitcher (Rec.)
5/9	(4) Georgia	L, 3-4	Lofton (11-13)
5/10	(8) Florida	W, 7-1	Lofton (12-13)
5/11	(3) Alabama	L, 4-5	Lofton (12-14)

2003 • Plant City, Fla. • #7 Seed

Date	Opponent	Score	AU Pitcher (Rec.)
5/8	(2) Alabama	L, 0-4	Keyes (12-15)
5/9	(6) Tennessee	L, 3-4 (9)	Keyes (12-16)

2004 • Tuscaloosa, Ala. • #4 Seed

Date	Opponent	Score	AU Pitcher (Rec.)
5/13	(5) Alabama	L, 1-7	Keyes (24-10)
5/14	(8) S. Carolina	W, 2-0	Keyes (25-10)
5/15	(7) Miss. State	W, 4-3	Keyes (26-10)
5/15	(1) LSU	W, 2-0	Keyes (27-10)
5/16	(1) LSU	L, 0-1	DiPietro (6-3)

2005 • Gainesville, Fla. • #3 Seed

Date	Opponent	Score	AU Pitcher (Rec.)
5/12	(6) S. Carolina	W, 8-0	Currie (23-8)
5/13	(2) Alabama	L, 5-9	Currie (23-9)
5/14	(8) LSU	W, 4-3	Currie (24-9)
5/14	(1) Georgia	L, 3-7	DiPietro (22-7)

2006 • Athens, Ga. • #6 Seed

Date	Opponent	Score	AU Pitcher (Rec.)
5/11	(3) LSU	L, 1-4	Currie (18-12)

2008 • Baton Rouge, La. • #6 Seed

Date	Opponent	Score	AU Pitcher (Rec.)
5/8	(3) LSU	L, 0-4	Thompson (12-11)

2009 • Knoxville, Tenn. • #8 Seed

Date	Opponent	Score	AU Pitcher (Rec.)
5/7	(1) Florida	L, 0-3	Thompson (14-15)

2010 • Fayetteville, Ark. • #7 Seed

Date	Opponent	Score	AU Pitcher (Rec.)
5/13	(2) Florida	L, 9-1	Thompson (17-9)

2011 • Oxford, Miss. • #7 Seed

Date	Opponent	Score	AU Pitcher (Rec.)
5/12	(2) Florida	W, 6-2	Bunner (16-6)
5/13	(3) Tennessee	L, 2-1	Loree (9-5)

2012 • Tuscaloosa, Ala. • #7 Seed

Date	Opponent	Score	AU Pitcher (Rec.)
5/10	(2) Tennessee	L, 2-1	Loree (11-9)

Auburn Single-Game SEC Tournament Records

Team

Offense

At Bats.....	33, vs. LSU (5/9/97)
Runs.....	8, vs. South Carolina (5/12/05)
Hits.....	14, vs. Alabama (5/11/02)
RBI.....	7, vs. South Carolina (5/12/05)
Doubles.....	4, vs. Alabama (5/11/02)
Triples.....	None
Home Runs.....	1, eight times
Sacrifice Hits.....	5, vs. Tennessee (5/9/03)
Sacrifice Flies.....	1, three times
Stolen Bases.....	3, vs. LSU (5/15/04)

Pitching

Innings.....	8.2, vs. Tennessee (5/9/03)
Strikeouts.....	8, vs. Alabama (5/13/04)
Hits.....	13, vs. Alabama (5/13/05)
Runs.....	9, vs. Florida (5/13/10)
.....	9, vs. Alabama (5/13/05)
.....	9, vs. South Carolina (5/10/97)
Earned Runs.....	7, vs. Alabama (5/13/05)
Walks.....	6, vs. Alabama (5/13/05)

Individual

Offense

At Bats.....	5, Kasey Angulo vs. Tennessee (5/9/03)
Runs.....	3, Shannon Anderson vs. Florida (5/10/02)
Hits.....	4, Ashley Camp vs. LSU (5/9/97)
RBI.....	4, Michelle Martin vs. Alabama (5/12/01)
Doubles.....	1, 19x, last by Kyndall White vs. Florida (5/12/11))
Triples.....	Never
Home Runs.....	1, 8x, last Hilary Mavromat vs. #5 Tennessee (5/10/12)
Sacrifice Hits.....	2, Martha Phillips vs. Tennessee (5/9/03)
.....	2, Jen Hammock vs. Alabama (5/12/01)
Sacrifice Flies.....	1, 3x, last by Sara Dean vs. LSU (5/14/05)
Stolen Bases.....	1, 14x, last by Caitlin Stangl vs. Tennessee (5/13/11)

Pitching

Innings.....	8.2, Kristen Keyes vs. Tennessee (5/9/03)
Strikeouts.....	7, Anna Thompson vs. No. 1 Florida (5/7/09)
Hits Allowed.....	13, Jamie Rasmussen vs. LSU (5/11/00)
Runs Allowed.....	8, Jamie Rasmussen vs. LSU (5/11/00)
Earned Runs Allowed.....	7, Jamie Rasmussen vs. LSU (5/11/00)
Walks Allowed.....	5, Jamie Rasmussen vs. LSU (5/11/00)

Auburn vs. Teams

Alabama.....	1-4
Florida.....	3-3
Georgia.....	0-2
LSU.....	3-6
Mississippi State.....	1-1
South Carolina.....	2-1
Tennessee.....	1-3

Auburn vs. Seeds

No. 1.....	1-7
No. 2.....	2-4
No. 3.....	2-4
No. 4.....	0-1
No. 5.....	1-2
No. 6.....	1-1
No. 7.....	1-0
No. 8.....	3-0



HONORS AND AWARDS

All-America

2001	Ashley Moore	Second
2004	Kristen Keyes	Third
2004	Sara Dean	Third
2005	Holly Currie	Second
2005	Paige Jones	Third

All-Region

2000	Jen Kraemer	First
2001	Michelle Martin	First
2001	Ashley Moore	First
2001	Jen Kraemer	Second
2002	Ashley Moore	First
2004	Sara Dean	First
2004	Kristen Keyes	Second
2005	Holly Currie	First
2005	Paige Jones	First

ESPN The Magazine All-Academic

2005	Paige Jones	Third
------	-------------	-------

ESPN The Magazine All-Academic Region IV

2005	Paige Jones	First
2008	Anna Thompson	Second
2009	Anna Thompson	Second
2010	Anna Thompson	First
2011	Jenee Loree	Second

All-SEC

1997	Kim Blair	Second
1998	Mary Petrie	Second
2000	Mary Petrie	First
2001	Jen Kraemer	First
2001	Ashley Moore	First
2001	Mary Petrie	First
2002	Ashley Moore	First
2002	Kasey Angulo	Second
2004	Sara Dean	First
2004	Kristen Keyes	Second
2004	Shannon Anderson	Second
2005	Sara Dean	First
2005	Sara Ghezzi	First
2005	Paige Jones	First
2005	Holly Currie	Second
2006	Sara Ghezzi	Second
2006	Kristina McCain	Second
2007	Ashley Arcuri	Second
2008	Anna Thompson	Second
2009	Myesha Finney	Second
2010	Kyndall White	Second
2012	Lauren Guzman	Second
2013	Branndi Melero	Second

SEC All-Freshman

2004	Sara Ghezzi, Kristina McCain
2006	Tatiana Fernandez
2007	Anna Thompson

2011	Morgan Estell
2012	Branndi Melero
2013	Emily Carosone, Tiffany Howard

SEC All-Tournament Team

1997	Ashley Camp, catcher
1997	Brenda Espinoza, pitcher
2001	Michelle Martin, catcher
2004	Paige Jones, designated player
2005	Amy Shaw, outfielder
2011	Angel Bunner, pitcher
2011	Lauren Guzman, shortstop

SEC Freshman of the Year

2002	Sara Dean (Co)
------	----------------

SEC Coach of the Year

2002	Tina Deese (Co)
------	-----------------

SEC Pitcher Of The Week

2002	Kristen Keyes	April 22
2002	Kristen Keyes	May 6
2003	Kristen Keyes	April 14
2004	Kristen Keyes	March 8
2004	Kristen Keyes	April 26
2005	Holly Currie	April 25
2006	Holly Currie	Feb. 27
2008	Brittany Day	March 31
2009	Anna Thompson	Feb. 25
2010	Anna Thompson	March 8

2010	Anna Thompson	March 15
2010	Anna Thompson	May 10
2011	Lauren Schmalz	May 2
2012	Lauren Schmalz	Feb. 20
2012	Jenee Loree	Feb. 27
2012	Jenee Loree	March 12

SEC Player of the Week

1999	Ashley Moore	March 2
1999	Marcella Passarelli	March 30
1999	Wendy Cork	April 27
2000	Jen Kraemer	March 26
2000	Marie Petrie	May 1
2001	Ashley Moore	Feb. 19
2001	Marie Petrie	May 7
2002	Sara Dean	April 1
2004	Sara Dean	March 29
2005	Sara Dean	April 4
2005	Paige Jones	May 2
2010	Kyndall White	May 10

SEC Freshman of the Week

2006	Tatiana Fernandez	April 17
2007	Anna Thompson	Feb. 19
2007	Anna Thompson	April 30
2009	Jenee Loree	Feb. 9

SEC All-Defensive Team

2008	Myesha Finney	Outfield
2009	Myesha Finney	Outfield
2013	Morgan Estell	Outfield



Ashley Moore (2001)



Kristen Keyes (2004)



Sara Dean (2004)

AUBURN ALL-AMERICANS



Holly Currie (2005)



Paige Jones (2005)



TEAM RECORDS**SINGLE-SEASON (HITTING)****Batting Average (Min. 70 ABs)**

1. Mary Petrie	2000	.454
2. Holly Currie	2005	.394
3. Emily Carosone	2013	.389
4. Ashley Moore	2001	.383
5. Mary Petrie	2001	.381
6. Morgan Estell	2011	.376
Paige Jones	2005	.376
8. Brannndi Melero	2013	.366
9. Jen Kraemer	2001	.362
10. Sara Ghezzi	2006	.357

Games Played

1. Ashley Camp	1997	69
Kim Blair	1997	69
3. Sara Dean	2005	68
Sara Ghezzi	2005	68
Ashley Griffin	2005	68
Amy Shaw	2005	68
Lauren Walton	2005	68
8. Holly Currie	2005	67
9. Lolani Alvarez	2005	66
Amy Dalsing	1997	66

Games Started

1. Ashley Camp	1997	69
2. Kim Blair	1997	68
Sara Dean	2005	68
Ashley Griffin	2005	68
Sara Ghezzi	2005	68
6. Holly Currie	2005	67
Amy Shaw	2005	67
Lauren Walton	2005	67
9. Amy Dalsing	1997	66
10. Four tied		65

At-Bats

1. Kim Blair	1997	236
2. Ashley Griffin	2005	213
Ashley Moore	2000	213
4. Ashley Moore	2001	209
5. Michelle Martin	2000	207
6. Ashley Camp	1997	202
7. Kyndall White	2009	200
8. Sara Dean	2005	197
Jen Kraemer	2000	197
10. Jen Kraemer	2001	196

Hits

1. Kim Blair	1997	81
2. Ashley Moore	2001	80
3. Holly Currie	2005	76
4. Sara Dean	2005	71
Jen Kraemer	2001	71
6. Jen Kraemer	2000	70
7. Mary Petrie	2001	69
8. Paige Jones	2005	67
9. Ashley Moore	2000	66
10. Kasey Angulo	2002	64

Runs

1. Morgan Estell	2013	60
2. Ashley Griffin	2005	56
3. Kristina McCain	2005	55
4. Ashley Moore	2002	50
Ashley Moore	2001	50
6. Sara Dean	2005	46
7. Shannon Anderson	2002	45
8. Kristina McCain	2006	43
Kim Blair	1997	43
10. Ashley Moore	2000	40

RBI

1. Holly Currie	2005	65
2. Brannndi Melero	2013	46
Paige Jones	2005	46

3. Brooke Lathan	2013	45
4. Sara Dean	2005	44
5. Mary Petrie	2003	43
6. Elizabeth Eisterhold	2012	41
Tatiana Fernandez	2006	41
Kasey Angulo	2002	41
9. Ashley Moore	2001	40
Mary Petrie	1999	40

Doubles

1. Ashley Moore	2001	22
2. Ashley Camp	1997	21
3. Holly Currie	2005	20
4. Morgan Estell	2011	18
5. Ashley Griffin	2003	17
Jen Kraemer	2000	17
Ashley Moore	2000	17
8. Amber Harrison	2011	16
Kasey Angulo	2002	16
10. Sara Ghezzi	2005	15

Triples

1. Sara Dean	2005	4
2. Morgan Estell	2013	3
Lauren Guzman	2012	3
Lauren Guzman	2011	3
Brittany Scott	2008	3
Myesha Finney	2006	3
Lolani Alvarez	2005	3
Lauren Walton	2005	3
Amy Shaw	2005	3
Ashley Camp	1997	3

Home Runs

1. Holly Currie	2005	17
Ashley Moore	2002	17
3. Kyndall White	2010	14
4. Paige Jones	2005	13
Mary Petrie	2001	13
6. Elizabeth Eisterhold	2012	12
Mary Petrie	1999	12
8. Elizabeth Eisterhold	2010	11
Ashley Moore	2001	11
10. Brannndi Melero	2013	10
Michelle Martin	2001	10
Mary Petrie	2000	10

Walks

1. Ashley Moore	2002	39
2. Kristina McCain	2006	36
3. Morgan Estell	2013	35
4. Kristina McCain	2005	33
5. Tatiana Fernandez	2008	32
6. Amber Harrison	2011	31
Mary Petrie	2001	31
8. Jennifer Page	1997	30
9. Holly Currie	2006	28
10. Holly Currie	2005	27
Paige Jones	2005	27

Hit by Pitch

1. Myesha Finney	2009	21
2. Myesha Finney	2007	19
3. Myesha Finney	2008	18

4. Baylee Stephens	2012	17
5. Sarah Orozco	2000	14
6. Caitlin Jordan	2012	12
Starr Dorsey	2008	12
8. Kelsey Cartwright	2011	11
9. Katie Colton	2010	10
Sarah Orozco	1999	10
Ashley Moore	2001	10

On-Base Percentage

(Min. 70 plate appearances)

1. Mary Petrie	2000	.531
2. Morgan Estell	2013	.482
3. Kristina McCain	2006	.481
4. Morgan Estell	2011	.478
5. Mary Petrie	2001	.475
6. Holly Currie	2005	.464
7. Myesha Finney	2009	.467
8. Ashley Moore	2002	.463
9. Emily Carosone	2013	.461
Kristina McCain	2005	.461
Paige Jones	2005	.461

Slugging Percentage

(Min. 70 ABs)

1. Mary Petrie	2000	.782
2. Holly Currie	2005	.772
3. Kyndall White	2010	.758
4. Ashley Moore	2002	.697
5. Mary Petrie	2001	.685
6. Ashley Moore	2001	.656
7. Brannndi Melero	2013	.654
8. Paige Jones	2005	.646
9. Morgan Estell	2011	.594
Sara Ghezzi	2006	.594

Total Bases

1. Holly Currie	2005	149
2. Ashley Moore	2001	137
3. Mary Petrie	2001	124
4. Ashley Moore	2002	122
5. Paige Jones	2005	115
6. Sara Dean	2005	113
7. Kasey Angulo	2002	107
8. Jen Kraemer	2000	106
9. Michelle Martin	2001	104
10. Brannndi Melero	2013	100
Kyndall White	2010	100
Ashley Moore	2000	100

Stolen Bases

1. Shannon Anderson	2004	31
2. Shannon Anderson	2002	21
3. Shannon Anderson	2003	19
4. Kim Blair	1998	19
5. Chris Steiner	1999	18
6. Kristina McCain	2005	16
7. Ashley Griffin	2005	15
8. Kim Blair	1997	14
9. Emily Carosone	2013	13
Marcella Passarelli	2000	13
Sara Dean	2004	13



SINGLE-SEASON (PITCHING/CATCHING)

Most Appearances

1.	Kristen Keyes	2002	50
2.	Holly Currie	2005	46
3.	Jen Lofton	2000	45
4.	Beth DiPietro	2005	44
5.	Kristen Keyes	2004	43
6.	Holly Currie	2006	42
7.	Anna Thompson	2010	40
	Anna Thompson	2007	40
9.	Anna Thompson	2009	39
10.	Jenee Loree	2009	38
	Jaime Rasmussen	2000	38

Games Started

1.	Holly Currie	2005	33
2.	Holly Currie	2006	32
	Brenda Espinoza	1997	32
4.	Beth DiPietro	2005	31
5.	Kristen Keyes	2004	30
	Kristen Keyes	2002	30
	Jaime Rasmussen	2000	30
8.	Anna Thompson	2009	28
9.	Jenee Loree	2009	27
10.	Kristen Keyes	2003	26
	Denisse Montalvo	1999	26

Complete Games

1.	Kristen Keyes	2004	23
	Kristen Keyes	2002	23
3.	Holly Currie	2006	20
	Holly Currie	2005	20
5.	Beth DiPietro	2005	18
6.	Anna Thompson	2009	16
	Kristen Keyes	2003	16
8.	Marcy Harper	2013	14
	Anna Thompson	2007	14
10.	Jenee Loree	2009	13
	Anna Thompson	2008	13
	Nicole Groves	1999	13

Shutouts

1.	Kristen Keyes	2004	13
2.	Holly Currie	2006	9
	Holly Currie	2005	9
4.	Beth DiPietro	2005	7
5.	Anna Thompson	2010	6
	Kristen Keyes	2002	6
7.	Angel Bunner	2012	5
	Anna Thompson	2007	5
	Anna Thompson	2007	5
	Janet Spivey	2003	5

Innings Pitched

1.	Kristen Keyes	2004	243.1
2.	Kristen Keyes	2002	220.2
3.	Holly Currie	2006	219.0
4.	Holly Currie	2005	208.1
5.	Beth DiPietro	2005	200.2
6.	Anna Thompson	2009	199.1
7.	Anna Thompson	2007	187.0
8.	Brenda Espinoza	1997	176.0
9.	Jenee Loree	2009	174.0
10.	Jen Lofton	2000	173.2

Wins

1.	Kristen Keyes	2004	27
2.	Holly Currie	2005	24
3.	Beth DiPietro	2005	23
4.	Kristen Keyes	2002	21
5.	Holly Currie	2006	19
6.	Anna Thompson	2010	17
7.	Marcy Harper	2013	16
	Angel Bunner	2011	16
	Beth DiPietro	2006	16
10.	Lauren Schmalz	2011	15
	Anna Thompson	2009	15
	Anna Thompson	2007	15

Saves

1.	Kristen Keyes	2002	9
2.	Jen Lofton	2000	6
3.	Anna Thompson	2008	5
	Holly Currie	2006	5
	Holly Currie	2005	5
6.	Anna Thompson	2010	4
	Beth DiPietro	2005	4
	Mary Petrie	1998	4
9.	Lauren Schmalz	2012	3
	Anna Thompson	2007	3
	Jaime Rasmussen	2001	3
	Nicole Groves	1999	3
	Renee Sease	1997	3

ERA (Min. 100 IP)

1.	Kristen Keyes	2004	1.06
2.	Anna Thompson	2010	1.46
3.	Angel Bunner	2011	1.53
4.	Jen Lofton	2001	1.62
5.	Anna Thompson	2007	1.72
6.	Kristen Keyes	2002	1.78
7.	Holly Currie	2006	1.79
8.	Lauren Schmalz	2012	1.80
9.	Brittany Day	2008	1.85
	Beth DiPietro	2006	1.85

Batting Average Against (Min. 100 IP)

1.	Kristen Keyes	2004	.134
2.	Anna Thompson	2010	.148
3.	Anna Thompson	2007	.169
4.	Jenee Loree	2012	.174
5.	Anna Thompson	2009	.181
6.	Holly Currie	2006	.183
7.	Holly Currie	2005	.184
8.	Anna Thompson	2008	.187
9.	Kristen Keyes	2002	.201
10.	Angel Bunner	2011	.205

Strikeouts

1.	Kristen Keyes	2004	320
2.	Anna Thompson	2007	291
3.	Holly Currie	2006	286
4.	Anna Thompson	2010	282
5.	Anna Thompson	2009	269
6.	Holly Currie	2005	250
7.	Anna Thompson	2008	236
8.	Kristen Keyes	2002	211
9.	Kristen Keyes	2003	196
10.	Jenee Loree	2009	170

Strikeouts Per 7 IP (Min. 100 IP)

1.	Anna Thompson	2010	11.8
2.	Anna Thompson	2007	10.9
3.	Anna Thompson	2008	10.4
4.	Anna Thompson	2009	9.5
5.	Kristen Keyes	2004	9.2
6.	Holly Currie	2006	9.1
7.	Holly Currie	2007	8.7
8.	Brittany Day	2008	8.5
9.	Holly Currie	2005	8.4
10.	Lauren Schmalz	2011	8.0

Fewest Walks (Min. 100 IP)

1.	Angel Bunner	2012	22
2.	Lauren Schmalz	2012	30
3.	Renee Sease	1997	31
4.	Jen Lofton	2001	35
5.	Janet Spivey	2003	36
6.	Lauren Schmalz	2011	40
7.	Anna Thompson	2008	41
8.	Angel Bunner	2011	43
	Nicole Groves	1999	43
10.	Jamie Rasmussen	2000	46

Caught Stealing Percentage Pct. CS-Att.

1.	Elizabeth Eisterhold	2009	.474	18-38
2.	Sara Dean	2004	.407	22-54
	Tatiana Fernandez	2006	.407	24-59
4.	Sara Dean	2005	.404	19-47
5.	Elizabeth Eisterhold	2010	.393	13-33

Runners Caught Stealing CS Att.

1.	Tatiana Fernandez	2006	24	59
2.	Deni Zeigler	2002	23	61
3.	Elizabeth Eisterhold	2009	22	61
	Sara Dean	2004	22	54
5.	Sara Dean	2005	19	47



CAREER RECORDS (HITTING)

Batting Average (Min. 250 ABs)

1.	Mary Petrie	1998-2001	.365
2.	Kim Blair	1997-99	.345
3.	Ashley Moore	1999-2002	.341
4.	Jen Kraemer	1999-2001	.327
5.	Kristina McCain	2004-06	.323
6.	Holly Currie	2004-07	.317
	Sara Dean	2002-05	.317
8.	Michelle Martin	1998-2001	.307
9.	Sara Ghezzi	2004-07	.306
10.	Brooke Lathan	2012-13	.298

Slugging Percentage (Min. 250 ABs)

1.	Mary Petrie	1998-2001	.634
2.	Ashley Moore	1999-2002	.582
3.	Holly Currie	2004-07	.560
4.	Kasey Angulo	2002-03	.519
5.	Paige Jones	2002-05	.514
6.	Brooke Lathan	2012-13	.511
7.	Sara Dean	2002-05	.497
8.	Kyndall White	2008-2011	.485
9.	Tatiana Fernandez	2006-09	.468
10.	Kristina McCain	2004-06	.457

On-Base Percentage (Min. 250 ABs)

1.	Mary Petrie	1998-2001	.446
2.	Kristina McCain	2004-06	.440
3.	Ashley Moore	1999-2002	.422
4.	Holly Currie	2004-07	.400
5.	Caitlin Jordan	2012-13	.392
	Tatiana Fernandez	2006-09	.392
7.	Sara Ghezzi	2004-07	.390
8.	Myesha Finney	2006-09	.387
9.	Kim Blair	1997-99	.384
10.	Sara Dean	2002-05	.377

Consecutive Games Started

	Games	Started/Ended
1.	Lauren Guzman	231 2-15-09/5-19-12
2.	Ashley Griffin	221 2-25-03/5-20-06
3.	Sara Dean	216 3-24-02 /5-21-05
4.	Kyndall White	136 2-15-08/3-5-10
5.	Shannon Anderson	131 2-1-02/2-13-04

Games Played

1.	Sara Dean	2002-05	249
2.	Ashley Moore	1999-2002	247
3.	Sara Ghezzi	2004-07	242
4.	Ashley Griffin	2003-06	241
5.	Deni Zeigler	2000-03	236
6.	Holly Currie	2004-07	234
7.	Lauren Guzman	2009-12	231
	Lauren Walton	2004-07	231
9.	Tatiana Fernandez	2006-09	227
10.	Elizabeth Eisterhold	2009-12	224

Games Started

1.	Sara Dean	2002-05	244
	Ashley Moore	1999-2002	244
3.	Sara Ghezzi	2004-07	240
	Ashley Griffin	2003-06	240
5.	Deni Zeigler	2000-03	232
6.	Lauren Guzman	2009-12	231
7.	Tatiana Fernandez	2006-09	225
	Holly Currie	2004-07	225

9.	Elizabeth Eisterhold	2009-12	219
----	----------------------	---------	-----

10.	Mary Petrie	1998-2001	215
-----	-------------	-----------	-----

Runs Scored

1.	Ashley Moore	1999-2002	171
2.	Ashley Griffin	2003-06	147
3.	Kristina McCain	2004-06	129
4.	Kyndall White	2008-2011	107
	Mary Petrie	1998-2001	107
6.	Sara Dean	2002-05	103
7.	Lauren Guzman	2009-12	98
	Marcella Passarelli	1998-2001	98
9.	Shannon Anderson	2002-04	91
10.	Holly Currie	2004-07	86

Hits

1.	Ashley Moore	1999-2002	261
2.	Mary Petrie	1998-2001	228
3.	Sara Dean	2002-05	226
4.	Ashley Griffin	2003-06	212
5.	Holly Currie	2004-07	205
6.	Michelle Martin	1998-2001	198
7.	Sara Ghezzi	2004-07	195
8.	Lauren Guzman	2009-12	190
9.	Tatiana Fernandez	2006-09	189
10.	Kyndall White	2008-2011	186

Doubles

1.	Ashley Moore	1999-2002	58
2.	Ashley Griffin	2003-06	46
3.	Holly Currie	2004-07	43
	Sara Dean	2002-05	43
5.	Kyndall White	2008-2011	41
6.	Tatiana Fernandez	2006-09	40
	Mary Petrie	1998-2001	40
8.	Deni Zeigler	2000-03	38
9.	Sara Ghezzi	2004-07	36
10.	Lauren Guzman	2009-12	35
	Amber Harrison	2009-12	35
	Michelle Martin	1998-2001	35

Triples

1.	Sara Dean	2002-05	8
2.	Lauren Guzman	2009-12	6
3.	Kyndall White	2008-2011	5
	Myesha Finney	2006-09	5
	Brittany Scott	2005-08	5
	Ashley Griffin	2003-06	5
7.	Brooke Lathan	2012-13	4
	Lauren Walton	2004-07	4
	Ashley Camp	1997-98	4
	Lolani Alvarez	2004-05	4
	Chris Steiner	1997-99	4

Home Runs

1.	Mary Petrie	1998-2001	42
2.	Ashley Moore	1999-2002	40
3.	Holly Currie	2004-07	36
4.	Elizabeth Eisterhold	2009-12	34
5.	Kyndall White	2008-2011	28
6.	Tatiana Fernandez	2006-09	23
	Ashley Griffin	2003-06	23
	Sara Dean	2002-05	23
9.	Paige Jones	2002-05	21
10.	Michelle Martin	1998-2001	20

RBI

1.	Mary Petrie	1998-2001	157
2.	Holly Currie	2004-07	151
3.	Ashley Moore	1999-2002	128
4.	Sara Dean	2002-05	124
5.	Tatiana Fernandez	2006-09	123
6.	Elizabeth Eisterhold	2009-12	119
7.	Sara Ghezzi	2004-07	105
8.	Kyndall White	2008-2011	100
9.	Michelle Martin	1998-2001	99
10.	Ashley Griffin	2003-06	91

Hit By Pitch

1.	Myesha Finney	2006-09	67
2.	Ashley Moore	1999-2002	26
3.	Sarah Orozco	1999-2000	24
4.	Baylee Stephens	2010-13	23
5.	Starr Dorsey	2005-08	20
6.	Lindsey Chitwood	2001-04	19
7.	Baylee Stephens	2010-Present	18
	Tatiana Fernandez	2006-09	18
9.	Caitlin Jordan	2012-13	17
10.	Jorja Bell	2006-08	16

Stolen Bases

1.	Shannon Anderson	2002-04	73
2.	Ashley Griffin	2003-06	42
3.	Chris Steiner	1997-99	37
4.	Kim Blair	1997-99	35
5.	Lauren Walton	2004-07	34
6.	Lauren Guzman	2009-12	32
	Marcella Passarelli	1998-01	32
	Ashley Moore	1999-02	32
9.	Kristina McCain	2004-06	30
10.	Kyndall White	2008-2011	27
	Sara Dean	2002-05	27



CAREER RECORDS (PITCHING/CATCHING)

Earned Run Average (Min. 400 IP)

1. Kristen Keyes	2002-04	1.77
2. Anna Thompson	2007-10	1.87
3. Beth DiPietro	2004-06	1.96
4. Holly Currie	2004-07	2.01
5. Angel Bunner	2008-12	2.24

Batting Average Against (Min. 400 IP)

1. Anna Thompson	2007-10	.172
2. Kristen Keyes	2002-04	.181
3. Holly Currie	2004-07	.191
4. Jenee Loree	2009-12	.211
5. Angel Bunner	2008-12	.226

Wins

1. Holly Currie	2004-07	60
Kristen Keyes	2002-04	60
3. Anna Thompson	2007-10	59
4. Beth DiPietro	2004-06	45
5. Angel Bunner	2008-12	44
6. Jenee Loree	2009-12	36
7. Jen Lofton	2000-02	35
8. Lauren Schmalz	2008-12	34
9. Jaime Rasmussen	1999-2001	25
10. Denisse Montalvo	1997-99	24

Saves

1. Anna Thompson	2007-10	13
2. Holly Currie	2004-07	11
Kristen Keyes	2002-04	11
4. Lauren Schmalz	2008-12	8
Beth DiPietro	2004-06	8
6. Mary Petrie	1998-01	7
7. Angel Bunner	2008-12	6
Jen Lofton	2000-02	6
9. Jaime Rasmussen	1999-2001	5
10. Jenee Loree	2009-12	3

Appearances

1. Anna Thompson	2007-10	151
2. Holly Currie	2004-07	143
3. Kristen Keyes	2002-04	125
4. Angel Bunner	2008-12	118
5. Jenee Loree	2009-12	117
6. Beth DiPietro	2004-06	100
7. Jen Lofton	2000-02	97
8. Lauren Schmalz	2008-19	96
9. Denisse Montalvo	1997-99	93
10. Jaime Rasmussen	1999-2001	92

Games Started

1. Holly Currie	2004-07	105
2. Anna Thompson	2007-10	94
3. Kristen Keyes	2002-04	88
4. Jenee Loree	2009-12	83
5. Denisse Montalvo	1997-99	67
6. Beth DiPietro	2004-06	63
Jen Lofton	2000-02	63
9. Jaime Rasmussen	1999-2001	57
10. Lauren Schmalz	2008-12	56

Complete Games

1. Kristen Keyes	2002-04	64
2. Anna Thompson	2007-10	54
3. Holly Currie	2004-07	50

4. Beth DiPietro	2004-06	35
5. Jenee Loree	2009-2012	32
6. Denisse Montalvo	1997-99	29
7. Jaime Rasmussen	1999-2001	26
8. Angel Bunner	2008-12	25
9. Jen Lofton	2000-02	22
10. Lauren Schmalz	2008-12	20

Innings Pitched

1. Anna Thompson	2007-10	713.0
2. Holly Currie	2004-07	644.0
3. Kristen Keyes	2002-04	637.0
4. Jenee Loree	2009-12	480.2
5. Angel Bunner	2008-12	459.0
6. Jen Lofton	2000-02	420.2
7. Beth DiPietro	2004-06	418.0
8. Denisse Montalvo	1997-99	412.2
9. Jaime Rasmussen	1999-2001	371.2
10. Lauren Schmalz	2008-12	351.1

Walks Allowed

1. Holly Currie	2004-07	246
2. Anna Thompson	2007-10	239
3. Kristen Keyes	2002-04	226
4. Jenee Loree	2009-12	189
5. Denisse Montalvo	1997-99	178
6. Jen Lofton	2000-02	153
7. Brenda Espinoza	1997-98	125
8. Beth DiPietro	2004-06	114
Jaime Rasmussen	1999-2001	114
10. Lauren Schmalz	2008-12	106

Strikeouts

1. Anna Thompson	2007-10	1,078
2. Holly Currie	2004-07	782
3. Kristen Keyes	2002-04	727
4. Jenee Loree	2009-12	480
5. Lauren Schmalz	2008-12	364
6. Beth DiPietro	2004-06	348
7. Denisse Montalvo	1997-99	341
8. Angel Bunner	2008-12	326
9. Jen Lofton	2000-02	300
10. Brittany Day	2005-08	202

Strikeouts Per 7 IP (Min. 150 IP)

1. Anna Thompson	2007-10	10.6
2. Holly Currie	2004-07	8.5
3. Kristen Keyes	2002-04	8.0
4. Lauren Schmalz	2008-12	7.3
5. Jenee Loree	2009-12	6.9
6. Brittany Day	2005-08	6.7
7. Denisse Montalvo	1997-99	5.8
Beth DiPietro	2004-06	5.8
9. Jen Lofton	2000-02	5.0
10. Angel Bunner	2008-12	4.9

Shutouts

1. Holly Currie	2004-07	23
Kristen Keyes	2004-07	23
3. Anna Thompson	2007-10	18
4. Beth DiPietro	2004-06	13
5. Jenee Loree	2009-12	11

Hit Batters

1. Anna Thompson	2007-10	68
2. Jenee Loree	2009-12	63
3. Kristen Keyes	2002-04	49
4. Angel Bunner	2008-12	44
5. Holly Currie	2004-07	30

Caught Stealing Percentage Pct. CS-Att.

1. Sara Dean	2002-05	.402	41-102
2. Elizabeth Eisterhold	2009-12	.378	70-185
3. Tatiana Fernandez	2006-09	.324	55-170
4. Deni Zeigler	2000-03	.301	40-133
5. Kris Heneghan	1997	.254	17-67

Runners Caught Stealing CS Att.

1. Elizabeth Eisterhold	2009-12	70	185
2. Tatiana Fernandez	2006-09	55	170
3. Michelle Martin	1998-01	41	237
Sara Dean	2002-05	41	102
5. Deni Zeigler	2000-03	40	133



AUBURN IN THE RECORD BOOKS

Auburn in the NCAA Record Book (as of the 2013 season)

Pitching - Single Game

Player	Category	Stat	Rank
Holly Currie	RBI	10	T2

vs. Alabama St., Feb. 9, 2005

Pitching - Single Season

Player	Category	Stat	Rank
2002 Kristen Keyes	Saves	9	T17

Batting - Career

Player	Category	Stat	Rank
Myesha Finney (2006-09)	Hit by Pitch	67	2

Pitching - Career

Player	Category	Stat	Rank
Anna Thompson (2007-2010)	Strikeout Ratio	10.58	12

Auburn in the SEC Record Books (as of the 2012 season)

Hitting - Single Season

Year	Player	Category	Stat	Rank
2000	Mary Petrie	Batting Avg.	.454	7
2000	Mary Petrie	Slugging Pct.	.782	7
2005	Holly Currie	Slugging Pct.	.772	8
2000	Mary Petrie	On-Base Pct.	.531	10
2005	Holly Currie	RBI	65	T7
2001	Ashley Moore	Doubles	22	T2
1997	Ashley Camp	Doubles	21	T7
2005	Holly Currie	Doubles	20	T10
2002	Ashley Moore	Home Runs	17	T5
2005	Holly Currie	Home Runs	17	T5
2009	Myesha Finney	Hit By Pitch	21	1

Pitching - Single Season

Year	Player	Category	Stat	Rank
2002	Kristen Keyes	Saves	9	T5

Hitting - Career

Player	Category	Stat	Rank
Ashley Moore (1999-02)	Doubles	58	7
Myesha Finney (2006-09)	Hit By Pitch	67	1

Pitching - Career

Player	Category	Stat	Rank
Denisse Montalvo (1997-99)	Wins	93	8
Anna Thompson (2007-10)	Saves	13	8
Anna Thompson (2007-10)	Strikeouts	1,078	7

Jane B. Moore Field

Built: 1998

Dedication: April 26, 2003 (Renamed Jane B. Moore Field in 2002)

Capacity: 1,500

Distances (Feet): Left: 200, Center: 220, Right: 200

Wall Height: 12 Feet

Jane B. Moore Field

Year-By-Year

Year	Won	Loss	Tie	Pct.
1998	1	7	0	.125
1999	7	12	1	.375
2000	21	12	0	.636
2001	12	12	0	.500
2002	21	6	0	.777
2003	11	11	0	.500
2004	17	4	0	.810
2005	26	5	0	.839
2006	19	8	0	.704
2007	14	11	0	.560
2008	19	6	0	.760
2009	14	12	0	.538
2010	17	8	0	.680
2011	23	8	0	.742
2012	18	9	0	.667
2013	19	12	0	.612
Totals	259	143	1	.644

Most Wins: 26 (2005)

Most Losses: 12, three times (1999, 2000, 2001)

Longest Winning Streak: 21 games; April 27, 2010 to March 25, 2011

Longest Losing Streak: 6 games; April 18, 1998 to April 26, 1998

Jane B. Moore Field

Built: 1998

Dedication: April 26, 2003 (Renamed Jane B. Moore Field in 2002)

Capacity: 1,500

Distances (Feet): Left: 190, Center: 220, Right: 190; Wall Height: 12

Feet

Jane B. Moore Field

Year-By-Year

Year	Won	Loss	Tie	Pct.
1998	1	7	0	.125
1999	7	12	1	.375
2000	21	12	0	.636
2001	12	12	0	.500
2002	21	6	0	.777
2003	11	11	0	.500
2004	17	4	0	.810
2005	26	5	0	.839
2006	19	8	0	.704
2007	14	11	0	.560
2008	19	6	0	.760
2009	14	12	0	.538
2010	17	8	0	.680
2011	23	8	0	.742
2012	18	9	0	.667
2013	22	12	0	.647
Totals	262	143	1	.647

Longest Winning Streak: 21 games; April 27, 2010 to March 25, 2011

Longest Losing Streak: 8 games; March 29, 2009 to May 2, 2009

Jane B. Moore Field Attendance

Top 10 Crowds

Date Opponent Attendance

1.	3/27/12 Alabama (DH)3,628
2.	4/3/10 Alabama (DH)3,125
3.	4/16/11 Florida (DH)1,940
4.	4/13/08 Alabama1,723
5.	4/18/09 Georgia (DH)1,642
6.	4/2/10 Alabama1,633
7.	4/20/13 South Carolina1,603
8.	2/28/06 Michigan1,371
9.	5/4/02 Alabama1,187
10.	5/1/11 Georgia1,116



AUBURN LETTERWINNERS

A

Lolani Alvarez	2004, 05
Kasey Angulo	2002, 03
Shannon Anderson	2002, 03, 04
Ashley Arcuri	2006, 07

B

Liza Baker	1999
Krista Barts	2004, 05, 06
Jorja Bell	2006, 07, 08
Amy Bellanca	1997
Kelsey Bogaards	2013
Kim Blair	1997, 98, 99
Angel Bunner	2008, 10, 11, 12
Lindsay Burke	1997

C

Ashley Camp	1997, 98
Emily Carosone	2013
Kelsey Cartwright	2010, 11
Lindsey Chitwood	2001, 02, 03, 04
Becky Cleary	1997, 98, 99, 2000
Krista Clyde	2008, 10
Arin Cobb	2001
Katie Colton	2008, 09, 10, 11
Wendy Cork	1997, 98, 99
Amy Crotts	1997, 98, 99
Holly Currie	2004, 05, 06, 07

D

Brittany Day	2005, 06, 07, 08
Amy Dalsing	1997, 98, 99
Lexi Davis	2013
Sara Dean	2002, 03, 04, 05
Jenny Diaz	2003, 04
Beth DiPietro	2004, 05, 06
Tara Donaldson	2006
Starr Dorsey	2005, 06, 08
Lily DuBois	2000, 01, 02

E

Elizabeth Eisterhold	2009, 10, 11, 12
Brenda Espinoza	1997, 98
Morgan Estell	2011, 12, 13

F

Cami Fenn	2001, 02, 03, 04
Tatiana Fernandez	2006, 07, 08, 09
Myesha Finney	2006, 07, 08, 09
Kim Freeland	2000, 01, 02, 03
Tyanne Fries	2002, 03

G

Heather Garrison	2006
Sara Ghezzi	2004, 05, 06, 07
Taryn Gray	2006, 07, 08, 09
Ashley Griffin	2003, 04, 05, 06
Nicole Groves	1999
Lauren Guzman	2009, 10, 11, 12

H

Rasheedah Hameed	2000, 01, 02
Jennifer Hammock	2000, 01, 02, 03
Marcy Harper	2013
Lindsey Harrelson	2007, 09, 10
Amber Harrison	2009, 10, 11, 12
Kris Heneghan	1997, 98, 99
Tiffany Howard	2013
Alicia Hunolt	2007, 08

J

Jennifer Joiner	2000
Paige Jones	2002, 03, 04, 05
Caitlin Jordan	2012, 13

K

Kristen Keyes	2002, 03, 04
McKenzie Kilpatrick	2012, 13
Krista Klein	2007, 08
Jen Kraemer	1999, 2000, 01
Erika Koivula	1998

L

Brooke Lathan	2012, 13
Jennifer Lofton	2000, 01, 02
Jenee Loree	2009, 10, 11, 12

M

Jessica Martin	2007, 08
Michelle Martin	1998, 99, 2000, 01
Robin Martin	2003, 04, 05, 06
Alexa Martinez	2009
Hilary Mavromat	2011, 12, 13
Kristina McCain	2004, 05, 06
Maris Medina	2011, 12, 13
Brannndi Melero	2012, 13
Megan Mitchell	2008, 09, 10
Denisse Montalvo	1997, 98, 99
Ashley Moore	1999, 2000, 01, 02
Tracy Murdock	2002
Morgan Murphy	2009, 11, 12

N

Anne Norton	2003, 04, 05
Jill Nunnelly	1997

O

Sarah Orozco	1999, 2000, 01
--------------	----------------

P

Jennifer Page	1997, 98
Alyssia Palomino	2011
Marcella Passarelli	1998, 99, 2000, 01
Mary Petrie	1998, 99, 2000, 01
Martha Phillips	2001, 02, 03, 04
Kimball Pratt	1998, 99, 2000, 01

R

Holly Ragsdale	2009, 10
Jamie Rasmussen	1999, 2000, 01
Jade Rhodes	2013
Kristyn Richards	2012, 13
Jordan Rocker	2013
Nicole Russo	2005, 06, 07

S

Aurora Salter	2009, 10
Lauren Schmalz	2008, 10, 11, 12
Caitlin Schultze	2010, 11, 12, 13
Brittany Scott	2005, 06, 07, 08
Renee Sease	1997
Amy Shaw	2005, 06
Elizabeth Slator	1999
Kelley Smiley	2010, 11
Janet Spivey	2003
Caitlin Stangl	2010, 11
Chris Steiner	1997, 98, 99
Baylee Stephens	2010, 11, 12, 13
Kelly Sutton	2001, 02

T

Anna Thompson	2007, 08, 09, 10
Robin Thornburg	2001, 02, 03
Cassie Trosclair	2008, 09

V

Jodie Van Ooyen	2000, 01, 02, 03
-----------------	------------------

W

Lauren Walton	2004, 05, 06, 07
Austyn West	2013
Kyndall White	2008, 09, 10, 11
Angela Williams	1997
Karie Williams	2001, 02
Liana Wuchte	2010, 11, 12, 13
Whitney Wyatt	2007

Z

Deni Zeigler	2000, 01, 02, 03
--------------	------------------

