



SOFTBALL

2021 MEDIA GUIDE

**INTRODUCTION**

Table of Contents	2
Gameday Experience	3
Jane B. Moore Field	4
2020 Fall Schedule	3
2021 Schedule & Quick Facts	5

MEET THE TEAM

2021 Roster	7
Head Coach Mickey Dean	8-9
Assistant Coach Eugene Lenti	10
Assistant Coach Emily Carosone	11
Support Staff	12
Graduate Students	13-18
Fifth Years	19
Seniors	20-27
Juniors	28-32
Sophomores	33-38
Freshmen	39-42

2020 IN REVIEW

Results	44
Team Statistics	45-46
Game-by-Game Hitting	47
Game-by-Game Pitching	48
Single-Game Highs	49
Honors & Awards	50

RECORD BOOK

Honors & Awards	52-55
Team Game Records	56-57
Team SEC Game Records	58-59
Miscellaneous Game Records	60
Team Season Records	61-64
Team SEC Season Records	65-67
Yearly Leaders	68-74
Yearly Leaders (SEC Play)	75-81
Individual Game Records	82-83
Individual SEC Game Records	84-85
Auburn Class Records	86-89
Auburn Class Records (SEC Play)	90-93
Individual Season Records	94-97
Individual SEC Season Records	98-101
Individual Career Records	102-105
Individual SEC Career Records	106-109
Perfect Games & No Hitters	110

ALL-TIME RESULTS

Year-By-Year Records	112
Year-By-Year Statistics	113
Year-By-Year Results	114-121
Records versus Opponents	122
All-Time Series Results	123-140
All-Time Final SEC Standings	141-143
All-Time National Rankings	144

POSTSEASON HISTORY

Auburn at SEC Tournaments	146-147
Auburn at NCAA Regionals	148-149
Auburn at NCAA Super Regionals	150
Auburn at Women's College World Series	151

ALL-TIME ROSTER


All-Time Head Coaches & Assistant Coaches	153
All-Time Letterwinners	154
All-Time Roster (By Name)	155
All-Time Roster (By Jersey Number)	156
All-Time Roster (By State)	157

MEDIA SPOT CHART

Spot Chart	158
------------	-----

CREDITS

The 2021 Auburn Softball Media Guide is published by the Auburn Athletics Communications Office, a division of the Auburn Athletics Department. The guide was edited by Taylor Shirey with editorial assistance from Tucker Cleverdon. Photography provided by Shanna Lockwood, Wade Rackley, Cat Wofford, Matthew Shannon and Dylan Baker. For more information on Auburn Athletics, please call the Communications Office at 334-844-9800 or go to www.AuburnTigers.com.





GENERAL INFORMATION

First Year	1998
Years	Entering 24th
Surface	Natural Grass
All-Time Record	452-184-1 (.710)
Most Wins in a Season	35 (2016)
Capacity	2,316

DIMENSIONS

Left Field	201
Center Field	220
Right Field	201

YEAR-BY-YEAR RECORDS

1998	1-7
1999	7-12-1
2000	20-16
2001	12-12
2002	19-8
2003	11-11
2004	19-5
2005	26-5
2006	19-8
2007	14-11
2008	19-6
2009	14-12
2010	18-8
2011	23-8
2012	18-9
2013	22-12
2014	28-7
2015	32-3
2016	35-6
2018	29-3
2019	24-7
2020	11-2

TOP-15 ATTENDANCE RECORDS

Att.	Date	Opponent	Result
2,620	2/25/17	Yale	W, 9-0
2,477	5/26/17	Oklahoma	L, 4-0
2,476	4/8/17	Ole Miss	L, 10-4
2,420	2/18/17	Evansville	W, 5-3
2,420	5/27/17	Oklahoma	L, 5-2
2,414	4/16/18	Tennessee	L, 2-1
2,372	3/4/17	Charleston	W, 14-0
2,331	4/29/17	Mississippi State	W, 6-2
2,305	4/7/17	Ole Miss	W, 3-1
2,289	4/21/18	Arkansas	W, 4-2
2,264	4/8/18	Tennessee	W, 6-0
2,258	3/24/18	Kentucky	W, 1-0
2,233	2/19/17	Mercer	W, 10-1
2,200	4/15/17	Missouri	W, 5-4
2,173	4/9/17	Ole Miss	W, 3-1





UNIVERSITY INFORMATION

City _____ Auburn, Ala.
 Founded _____ 1856
 Enrollment _____ 29,776
 Nickname _____ Tigers
 Colors _____ Burnt Orange & Navy Blue
 Affiliation _____ NCAA Division I
 Conference _____ Southeastern (SEC)
 Stadium (Capacity) _____ Jane B. Moore Field (2,316)
 President _____ Dr. Jay Gouge
 Athletic Director _____ Allen Greene

TEAM INFORMATION

Letterwinners Returning/Lost _____ 18/4
 Starters Returning/Lost _____ 8/1
 Pitchers Returning/Lost _____ 3/1
 Newcomers _____ 9
 2020 Overall Record _____ 16-11
 2020 Conference Record/Finish _____ 0-3/12th

PROGRAM HISTORY

First Year of Softball _____ 1997
 All-Time Record _____ 863-561-2 (.606)
 at Jane B. Moore Field (1998-Present) _____ 452-184-1 (.710)
 at AU City Complex (1997-98) _____ 19-19 (.500)
 Total Home Record _____ 471-203-1 (.696)
 All-Time SEC Record _____ 301-327 (.479)
 SEC Tournament Appearances _____ 19
 SEC Tournament Record _____ 21-24 (.467)
 NCAA Tournament Appearances _____ 15
 NCAA Tournament Record _____ 33-32 (.508)

STAFF INFORMATION

Head Coach _____ Mickey Dean (Elon, 1987)
 Career Softball Record _____ 574-221 (.722) / 15th Season
 Record at Auburn _____ 96-49 (.662) / 4th Season
 Assistant Coach _____ Eugene Lenti
 Assistant Coach _____ Emily Carosone
 Volunteer Assistant _____ Kendall Potts
 Director of Operations _____ Leisa Lee

MEDIA INFORMATION

Associate AD/Communications _____ Kirk Sampson
 Assistant Director/Softball Contact _____ Taylor Shirey
 Email _____ trs0010@auburn.edu
 Phone _____ 334-750-0710
 Mailing Address _____ Auburn Athletics Complex
 _____ 392 S. Donahue Dr.
 Website _____ AuburnTigers.com
 Facebook _____ Facebook.com/AuburnSoftball
 Twitter/Instagram _____ @AuburnSoftball

2021 SCHEDULE

Date	Opponent	Location	Time (CT)
Feb. 13	SOUTHEAST MISSOURI STATE	JANE B. MOORE FIELD	2 p.m.
Feb. 13	SOUTHEAST MISSOURI STATE	JANE B. MOORE FIELD	4:30 p.m.
Feb. 14	SOUTHEAST MISSOURI STATE	JANE B. MOORE FIELD	12 p.m.
Feb. 19	# vs. South Carolina	Jacksonville, Fla.	12 p.m.
Feb. 20	# at Jacksonville	Jacksonville, Fla.	5 p.m.
Feb. 20	# vs. South Carolina	Jacksonville, Fla.	12 p.m.
Feb. 21	# at North Florida	Jacksonville, Fla.	5 p.m.
Feb. 25	% JACKSONVILLE	JANE B. MOORE FIELD	5 p.m.
Feb. 26	% MURRAY STATE	JANE B. MOORE FIELD	2:30 p.m.
Feb. 26	% MURRAY STATE	JANE B. MOORE FIELD	5 p.m.
Feb. 27	% IUPUI	JANE B. MOORE FIELD	3 p.m.
Feb. 27	% IUPUI	JANE B. MOORE FIELD	5 p.m.
Mar. 4	^ TROY	JANE B. MOORE FIELD	5 p.m.
Mar. 5	^ SOUTHERN MISS	JANE B. MOORE FIELD	2:30 pm.
Mar. 5	^ SOUTHERN MISS	JANE B. MOORE FIELD	5 pm.
Mar. 6	^ SOUTHEASTERN LOUISIANA	JANE B. MOORE FIELD	2:30 p.m.
Mar. 6	^ SOUTHEASTERN LOUISIANA	JANE B. MOORE FIELD	5 p.m.
Mar. 12	* ALABAMA	JANE B. MOORE FIELD	TBD
Mar. 13	* ALABAMA	JANE B. MOORE FIELD	TBD
Mar. 14	* ALABAMA	JANE B. MOORE FIELD	TBD
Mar. 19	& TBD	JANE B. MOORE FIELD	TBD
Mar. 20	& TBD	JANE B. MOORE FIELD	TBD
Mar. 20	& TBD	JANE B. MOORE FIELD	TBD
Mar. 21	& TBD	JANE B. MOORE FIELD	TBD
Mar. 26	* at Missouri	Columbia, Mo.	TBD
Mar. 27	* at Missouri	Columbia, Mo.	TBD
Mar. 28	* at Missouri	Columbia, Mo.	TBD
Apr. 2	* ARKANSAS	JANE B. MOORE FIELD	TBD
Apr. 3	* ARKANSAS	JANE B. MOORE FIELD	TBD
Apr. 4	* ARKANSAS	JANE B. MOORE FIELD	TBD
Apr. 9	* at Texas A&M	College Station, Texas	TBD
Apr. 10	* at Texas A&M	College Station, Texas	TBD
Apr. 11	* at Texas A&M	College Station, Texas	TBD
Apr. 14	at Georgia State	Atlanta, Ga.	5 p.m.
Apr. 16	* KENTUCKY	JANE B. MOORE FIELD	TBD
Apr. 17	* KENTUCKY	JANE B. MOORE FIELD	TBD
Apr. 18	* KENTUCKY	JANE B. MOORE FIELD	TBD
Apr. 23	* at Ole Miss	Oxford, Miss.	TBD
Apr. 24	* at Ole Miss	Oxford, Miss.	TBD
Apr. 25	* at Ole Miss	Oxford, Miss.	TBD
Apr. 30	* TENNESSEE	JANE B. MOORE FIELD	TBD
May 1	* TENNESSEE	JANE B. MOORE FIELD	TBD
May 2	* TENNESSEE	JANE B. MOORE FIELD	TBD
May 7	* at LSU	Baton Rouge, La.	TBD
May 8	* at LSU	Baton Rouge, La.	TBD
May 9	* at LSU	Baton Rouge, La.	TBD
May 11-15	SEC Tournament	Tuscaloosa, Ala.	TBD
May 21-23	NCAA Regionals	TBD	TBD
May 27-30	NCAA Super Regionals	TBD	TBD
June 3-9	Women's College World Series	Oklahoma City, Okla.	TBD

* - SEC Game | # - Osprey/Dolphin Invitational (Jacksonville, Fla.) | % - Tiger Invitational (Auburn, Ala.)
 ^ - Auburn Invitational (Auburn, Ala.) | & - War Eagle Battle (Auburn, Ala.)

ALL TIMES CENTRAL AND SUBJECT TO CHANGE



MEET THE TEAM



NUMERICAL ROSTER

No.	Name	Pos.	Ht.	B/T	Year	Hometown (High School/Previous School)
00	Aspyn Godwin	C/OF	5-8	R/R	Jr.	Silverhill, Ala. (Daphne)
1	Samantha Yarbrough	RHP	5-6	R/R	Jr.	Fairhope, Ala. (South Alabama)
2	Sydney Cox	UTL	5-3	L/R	Fr.	Asheboro, N.C. (Asheboro)
3	Paige Geraghty	OF	5-8	L/R	Fr.	Frankfort, Ill. (Lincoln-Way East)
4	Maddie Penta	RHP	6-2	R/R	Fr.	Chesapeake City, Md. (Bohemia Manor)
5	Lindsey Garcia	INF	5-5	R/R	So.	Coral Springs, Fla. (Coral Springs Charter)
6	Kaylee Horton	UTL	5-6	L/R	Sr.	Jasper, Ala. (Ole Miss)
7	Denver Bryant	INF	5-6	R/R	Fr.	Albany, Ga. (Dougherty)
9	Tannon Snow*	INF	5-7	R/R	Gr.	Chino Hills, Calif. (Washington)
10	Makayla Packer	UTL	5-8	R/R	Fr.	Chattanooga, Tenn. (Baylor School)
11	Maddie Majors	OF/1B	5-8	L/R	So.	Birmingham, Ala. (Spain Park)
12	Carlee McCondichie	UTL	5-7	L/R	Fr.	Birmingham, Ala. (Gardendale)
14	Jadia Jones	OF	5-7	L/R	Sr.	Phenix City, Ala. (Chipola College)
17	Maia Engelkes	INF	5-11	R/R	So.	Sioux Falls, S.D. (Harrisburg)
18	Justus Perry*	INF	5-9	R/R	Gr.	Prior Lake, Minn. (Prior Lake)
19	Abby Tissier	C	5-8	R/R	Sr.	Hoover, Ala. (Hoover)
20	Rachel Cook*	OF	5-6	R/R	5Y	Dadeville, Ala. (Dadeville)
21	Alyssa Rivera*	OF	5-9	L/R	Gr.	Eagle Lake, Fla. (Lake Region)
24	Reena Falisi	OF	5-0	L/L	Fr.	Gainesville, Fla. (Oak Hall)
27	Lexie Handley	LHP	6-1	R/L	RSr.	Mogadore, Ohio (Akron)
31	Kelsey Schmidt	OF	5-6	R/R	Fr.	Maineville, Ohio (Little Miami)
32	Makenna Dowell	INF	5-0	L/R	Sr.	Suwanee, Ga. (North Gwinnett)
34	KK Dismukes	RHP	5-11	R/R	So.	Holtville, Ala. (Holtville)
43	Haley Nillen	C	5-10	R/R	So.	Spring, Texas (Oak Ridge)
55	Shelby Lowe	LHP	5-9	R/L	Fr.	Carrollton, Ala. (Pickens Academy)
66	Tyler King	OF	5-5	L/L	Sr.	Upland, Calif. (East Carolina)
77	Maddison Koepke	INF	5-6	R/R	So.	Dacula, Ga. (Mill Creek)

*Granted extra season of eligibility due to COVID-19

ALPHABETICAL ROSTER

No.	Name	Pos.
7	Denver Bryant	INF
20	Rachel Cook	OF
2	Sydney Cox	UTL
34	KK Dismukes	RHP
32	Makenna Dowell	INF
17	Maia Engelkes	INF
24	Reena Falisi	OF
5	Lindsey Garcia	INF
3	Paige Geraghty	OF
00	Aspyn Godwin	C/OF
27	Lexie Handley	LHP
6	Kaylee Horton	UTL
14	Jadia Jones	OF
66	Tyler King	OF
77	Maddison Koepke	INF
55	Shelby Lowe	LHP
11	Maddie Majors	OF/1B
12	Carlee McCondichie	UTL
43	Haley Nillen	C
10	Makayla Packer	UTL
4	Maddie Penta	RHP
18	Justus Perry	INF
21	Alyssa Rivera	OF
31	Kelsey Schmidt	OF
9	Tannon Snow	INF
19	Abby Tissier	C
1	Samantha Yarbrough	RHP

COACHING STAFF

HEAD COACH | MICKEY DEAN (FOURTH SEASON)
ASSISTANT COACH | EUGENE LENTI (SECOND SEASON)
ASSISTANT COACH | EMILY CAROSONE (FIRST AS AST. COACH | THIRD OVERALL)
VOLUNTEER ASSISTANT COACH | KENDALL POTTS (FIRST SEASON)

SUPPORT STAFF

DIRECTOR OF OPERATIONS | LEISA LEE
GRADUATE ASSISTANTS | EMILEE JONAS, MANDY JORDAN, GLENN WALTER, KRISTA HARRELL
STRENGTH & CONDITIONING | BRYAN "PK" KARKOSKA
ATHLETIC TRAINER | LANA CLEMMONS
SPORTS DIETITIAN | MAGGIE MELHORN
EQUIPMENT MANAGER | JOHN "JT" THOMAS
SPORTS INFORMATION | TAYLOR SHIREY

BY CLASS

FRESHMEN (8)

Sydney Cox, Paige Geraghty, Maddie Penta, Denver Bryant, Makayla Packer, Reena Falisi, Kelsey Schmidt, Shelby Lowe

SOPHOMORES (7)

Lindsey Garcia, Maddie Majors, Carlee McCondichie, Maia Engelkes, KK Dismukes, Haley Nillen, Maddison Koepke

JUNIORS (2)

Aspyn Godwin, Samantha Yarbrough

SENIORS (6)

Kaylee Horton, Jadia Jones, Abby Tissier, Makenna Dowell, Tyler King, Lexie Handley

FIFTH YEARS (1)

Rachel Cook

GRADUATE STUDENTS (3)

Justus Perry, Alyssa Rivera, Tannon Snow

BY STATE

ALABAMA (10)

Shelby Lowe, Maddie Majors, Carlee McCondichie, KK Dismukes, Aspyn Godwin, Samantha Yarbrough, Kaylee Horton, Jadia Jones, Abby Tissier, Rachel Cook

CALIFORNIA (2)

Tyler King, Tannon Snow

FLORIDA (3)

Reena Falisi, Lindsey Garcia, Alyssa Rivera

GEORGIA (3)

Denver Bryant, Maddison Koepke, Makenna Dowell

ILLINOIS (1)

Paige Geraghty

MARYLAND (1)

Maddie Penta

MINNESOTA (1)

Justus Perry

NORTH CAROLINA (1)

Sydney Cox

OHIO (2)

Kelsey Schmidt, Lexie Handley

SOUTH DAKOTA (1)

Maia Engelkes

TENNESSEE (1)

Makayla Packer

TEXAS (1)

Haley Nillen



HEAD COACH MICKEY DEAN

Mickey Dean enters his fourth season as the head coach of the Auburn softball program. In 13 years at the collegiate level, Dean has coached nine NCAA Tournament teams, including one super regional participant, and won nine conference championships.

A native of Elkton, Va., Dean has guided 78 all-conference players, 43 all-region honorees and eight all-Americans, including 2017 National Player of the Year, Megan Good. He has also been touted as the conference coach of the year eight times.

During his time on The Plains, Dean has guided the Tigers to a 96-49 overall record and two NCAA Regional appearances. Dean's resume at Auburn also includes three NFCA All-Region selections and two All-SEC selections. He also guided slugger Kendall Veach to All-America honors from Softball America in 2019.

Dean's third season at Auburn was shortened due to the COVID-19 pandemic. Before the 2020 season was halted, Dean helped the Tigers to 16 wins, highlighted by victories over No. 25 Northwestern and No. 16 Minnesota. The Tigers made program history on March 2, 2020, when Alyssa Rivera (Player), Samantha Yarbrough (Pitcher) and Carlee McCondichie (Freshman) swept the SEC's weekly awards. It marked the first time Auburn has swept all three SEC awards.

Auburn closed the 2019 season with a 39-21 overall record, earning its sixth straight NCAA Tournament bid. The Tigers closed the conference slate with a 10-14 mark and earned a spot in the 2019 SEC Softball Tournament semifinals. Dean guided Kendall Veach to All-SEC and NFCA All-Region team honors. The program made history as the senior class was drafted in the 2019 National Pro Fastpitch Draft.

Dean led Auburn to a 15-0 start to open the 2018 season, which tied the best start in program history and were the most wins in SEC history among first-year head coaches. He earned his 500th career win during the Wilson/DeMarini Classic when Auburn earned a shutout win over Western Illinois on Mar. 4. He led the Tigers to their 800th win in program history with a 2-1 victory over Kennesaw State on April 4.

Dean came to Auburn after five seasons as the head coach at James Madison. During his five-year stint at James Madison, Dean compiled a record of 237-56 (.809).

He amassed five 40-win seasons, including the final two campaigns with 52 and 50 victories, respectively. The Dukes broke 104 program records, including over 40 pitching records while boasting one of the nation's top staffs under Dean's guidance.

Prior to his reign in Harrisonburg, Va., Dean spent six seasons as the head coach at Radford where he took the Highlanders to their first-ever NCAA Tournament appearances in 2009 and 2010.

Before taking the position at Radford, Dean served as an assistant coach at Akron (2001-02), Indiana (2002-04) and Longwood (2005-06).

In addition to his collegiate coaching experience, Dean has also worked on the professional and international level.

He was the pitching coach for the Venezuelan National Team (2002-08) and the head coach for the Chicago Bandits (2004-10) that finished as the National Pro Fastpitch regular season champions five times and won the title in 2008.

Dean was named NPF Manager of the Year three times and coached world-renowned pitcher Jennie Finch, who was the NPF's Co-Pitcher of the Year in 2005 and has a gold and silver medal from her two Team USA Olympic appearances.

A 1987 graduate of Elon University, Dean was a pitcher on the baseball team where he was a four-year letterwinner.

Dean and his wife, Liz, have one son, Isaac, and one daughter, Caroline.



@deanAU_TigersSB

QUICK FACTS

Hometown _____ Elkton, Va.
Education _____ Elon, 1987
Wife _____ Liz
Children _____ Isaac & Caroline

COACHING RECORD

Head Coaching Career _____ 14 Seasons
Career Record _____ 574-221
NCAA Regionals _____ 9

COACHING CAPSULE

2018-	Auburn	96-49
2013-17	James Madison	237-56
2007-2012	Radford	241-116

YEAR-BY-YEAR RESULTS

2020	Auburn	16-11
2019	Auburn	39-21
2018	Auburn	41-17
2017	James Madison	52-8
2016	James Madison	50-6
2015	James Madison	48-10
2014	James Madison	45-15
2013	James Madison	42-17
2012	Radford	38-21
2011	Radford	38-21
2010	Radford	38-17
2009	Radford	41-15
2008	Radford	46-15
2007	Radford	44-27



DEAN'S RECORD WHEN...

	2020	AT AUBURN
OVERALL RECORD	16-11	96-49
HOME	11-2	64-12
ROAD	1-3	14-20
NEUTRAL	4-6	18-17
SEC RECORD	0-3	21-29
GAME ONE	0-1	6-11
GAME TWO	0-1	8-9
GAME THREE	0-1	7-9
NON-CONFERENCE	16-8	75-20
DAY GAMES	13-8	66-29
NIGHT GAMES	3-3	30-20
EXTRA INNINGS	2-1	5-7
VS LEFT HANDED STARTERS	1-5	13-10
VS RIGHT HANDED STARTERS	15-6	83-39
STARTER RECEIVES DECISION	9-10	75-38
RELIEVER RECEIVES DECISION	7-1	21-11
STARTER GOES 5+ INNINGS	9-4	63-24
STARTER GOES LESS THAN 5 INN.	7-7	33-25
SCORING FIRST	8-2	69-14
OPPONENT SCORES FIRST	8-9	27-35
LEADING AFTER 5 INNINGS	10-1	62-5
TRAILING AFTER 5	3-5	6-31
TIED AFTER 5	0-1	6-10
LEADING AFTER 6 INNINGS	10-0	60-2
TRAILING AFTER 6	2-5	5-31
TIED AFTER 6	2-2	7-7
VS RANKED OPPONENTS	2-7	18-35
VS TOP 10	0-5	5-17
SHUTOUTS	2-6	38-14
ONE-RUN GAMES	3-2	11-20
TWO-RUN GAMES	3-2	15-7
SCORING 0-2 RUNS	1-10	10-37
SCORING 3-5 RUNS	5-1	29-9
SCORING 6-9 RUNS	6-0	36-3
SCORING 10+ RUNS	4-0	21-0
OPPONENT SCORES 0-2	10-3	78-11
OPPONENT SCORES 3-5	4-2	14-16
OPPONENT SCORES 6-9	2-3	4-17
OPPONENT SCORES 10+	0-3	0-5
OUT-HIT OPPONENT	14-1	78-3
OUT-HIT BY OPPONENT	1-9	11-41
HITS ARE TIED	1-1	7-5
WITHOUT HITTING A HOMER	6-10	31-29
HITTING A HOMER	10-1	65-20
OPPONENT DOESN'T HIT A HOMER	10-8	71-22
OPPONENT HITS A HOMER	6-3	25-27
ERRORLESS	6-0	52-13
COMMITTING ONE ERROR	7-5	26-18
COMMITTING 2+ ERRORS	3-6	18-18
OPPONENT IS ERRORLESS	3-6	26-22
	BY UNIFORM	
WHITE	5-1	19-9
NAVY	4-3	30-14
ORANGE	4-3	17-7
GRAY	1-2	15-12
PINSTRIPED	2-2	12-7
PINK	0-0	3-0
	BY DAY	
MONDAY	0-0	2-1
TUESDAY	1-0	1-0
WEDNESDAY	1-0	9-1
THURSDAY	0-2	8-3
FRIDAY	5-4	26-14
SATURDAY	6-2	27-17
SUNDAY	3-3	23-13
	BY MONTH	
FEBRUARY	12-8	44-13
MARCH	4-3	35-11
APRIL	0-0	10-16
MAY	0-0	7-9
JUNE	0-0	0-0



DEAN VERSUS OPPONENTS

ALABAMA	2-2	MICHIGAN STATE	2-0
ALABAMA STATE	4-0	MINNESOTA	1-1
ARIZONA	0-3	MISSISSIPPI STATE	2-1
ARIZONA STATE	0-1	MISSOURI	1-2
ARKANSAS	2-4	MISSOURI STATE	0-1
BAYLOR	0-1	NORTH DAKOTA ST.	2-0
BINGHAMTON	2-0	NORTHWESTERN	1-0
CALIFORNIA	0-1	NOTRE DAME	2-0
CHATTANOOGA	2-0	OLE MISS	2-1
COLORADO STATE	2-0	OREGON	1-0
CSUN	1-0	OREGON STATE	1-0
DELAWARE	1-0	RADFORD	2-0
DRAKE	1-0	SAINT FRANCIS (PA)	2-0
EASTERN ILLINOIS	1-0	SAN JOSE STATE	1-0
FLORIDA	1-6	SOUTH CAROLINA	1-2
FLORIDA A&M	1-0	SOUTHERN MISS	2-0
FLORIDA STATE	0-1	TENNESSEE	5-2
FURMAN	3-0	TENNESSEE STATE	1-0
GEORGIA	1-2	TENNESSEE TECH	2-0
GEORGIA SOUTHERN	2-0	TEXAS A&M	3-3
GEORGIA STATE	3-0	TEXAS STATE	1-0
ILLINOIS	0-1	TEXAS TECH	0-1
JACKSONVILLE	1-0	TROY	2-0
JACKSONVILLE STATE	0-1	UAB	2-0
KENNESAW STATE	3-1	UCLA	0-1
KENTUCKY	3-3	UNCW	5-0
LIBERTY	1-0	UTSA	1-0
LONG BEACH STATE	0-1	VILLANOVA	2-0
LOUISIANA TECH	0-1	WASHINGTON	0-1
LOUISVILLE	1-0	WESTERN CAROLINA	2-0
LOYOLA MARYMOUNT	1-0	WESTERN KENTUCKY	1-0
LSU	0-3	WESTERN ILLINOIS	2-0
MARSHALL	1-0	WICHITA STATE	1-0
MARYLAND	2-0	WISCONSIN	0-1
MERCER	1-0		



EUGENE LENTI

ASSISTANT COACH
SECOND SEASON AT AUBURN

PERSONAL INFORMATION

Hometown: Chicago, Ill.

Education: DePaul, 1979 (English Education)

Wife: Kandace

Daughters: Ali, Gena and Cate

COACHING EXPERIENCE

2020 - Present: Auburn (Assistant Coach)

1990-2018: DePaul (Head Coach)

1979-1987: DePaul (Head Coach)

NFCA Hall of Famer Eugene Lenti enters his second season as an assistant coach for the Auburn softball program. Lenti primarily focuses on the Tiger offense, working with the hitters.

Lenti's first season on The Plains was shortened due to the COVID-19 pandemic, but he helped the Tigers to a 16-11 overall record that featured wins over No. 25 Northwestern and No. 18 Minnesota. Auburn posted an 11-2 record at Jane B. Moore Field over the 2020 season. With help of Lenti's tutelage, three Tigers, finished the 2020 season with a batting average over .340.

Head coach Mickey Dean announced Lenti's hiring on June 14, 2019. Lenti was DePaul University's all-time winningest head coach spending 37 years at the school from 1980-87 and 1990-2018.

During his time at the helm of the Blue Demons, Lenti won 1,327 games, while being named part of the BIG EAST Coaching Staff of the Year six times, C-USA Coach of the Year once, Mid-Continent Conference (The Summit League) Coach of the Year three times and North Star Conference Coach of the Year once. He was also named C-USA Women's Coach of the Decade in 2005 and C-USA Softball Coach of the Decade.

Additionally, Lenti was named the NFCA National Coach of the Year in 1999 after leading DePaul to a school-record 54 wins, reaching the Women's College World Series semifinals and finishing third in the NFCA/USA Today final top 25 poll. The following season, Lenti and his staff led the Blue Demons back to

the WCWS after not allowing a run during regional contests against Michigan, Notre Dame and Central Michigan.

Lenti was inducted into the NFCA Coaches Hall of Fame in 2008.

Lenti led DePaul to 20 NCAA Tournament appearances, including trips to the WCWS in 1999, 2000, 2005 and 2007. He's coached 14 All-Americans, nine conference Player of the Year and 10 conference Pitcher of the Year accolades.

Prior to arriving at DePaul, Lenti was an English teacher and Chairman of the English Department at St. Francis DeSales High School.

Lenti and his wife, Kandace, have three daughters, Ali, Gena and Cate. Ali and Gena played softball at DePaul while all three graduated from the university.



EMILY CAROSONE

ASSISTANT COACH

THIRD SEASON AT AUBURN | [@Emily5Car](#)

PERSONAL INFORMATION

Hometown: Orlando, Fla.

Education: Auburn, 2016 (Psychology)

COACHING EXPERIENCE

2021 - Present: Auburn (Assistant Coach)

2018-2019: Auburn (Volunteer Assistant Coach)

All-American and Auburn softball standout Emily Carosone is in her first season as an assistant coach. Carosone primarily works with the infielders and catchers and shares in working with the Tiger hitters.

Carosone first joined coach Dean's staff as a graduate assistant prior to the start of the 2017 fall season. The three-time all-American went on to serve as the program's volunteer assistant over the 2018 and 2019 seasons. Carosone left the program before the 2020 season began to train for the Tokyo Olympics as part of the Italian National Team.

A National Fastpitch Coaches Association (NFCA) All-American and All-SEC performer, Carosone lifted Auburn softball to new heights and countless program firsts. She helped capture the 2015 and 2016 SEC Softball Tournament titles. Carosone also led the Tigers to back-to-back Women's College World Series appearances.

She is Auburn's all-time leader in career batting average (.406), hits (285), runs (267), on-base percentage (.534) and hit by pitches (85). She also ranks in the top three in the Tigers' record books in career RBI, doubles, home runs, slugging percentage and games started. Carosone also holds Auburn's single-season records for runs, slugging percentage and hit by pitch.

A veteran in the professional ranks, Carosone has four seasons of professional experience under her belt. After being drafted in the fourth round of the 2016 National Pro Fastpitch Draft, she signed with the Chicago Bandits, playing with the organization through the 2018 season.

Carosone began 2019 as a member of the Cleveland Comets before being traded to USSSA Pride.

Over her professional career, she has amassed 113 hits, including 14 home runs, to go along with 73 RBI and 73 runs scored. Carosone also touts a .273 career batting average with a .370 on-base percentage and a .411 slugging clip. In 2018, she tied Megan Wiggins and Lauren Chamberlain for the league's home run title, closing the season with 12.

During her rookie season with the Bandits, the team captured 2016 Cowles Cup behind a thrilling come-from-behind win against the USSSA Pride in the championship series.

After a three-year process to earn dual citizenship, Carosone competed with the Italian National Team at the 2019 Europe/Africa Olympic qualifier in the Netherlands. Italy swept the tournament, defeating Great Britain, 5-0, in the qualifier's final game to advance to the 2020 Tokyo Olympics. Carosone recorded two hits for Italy in the finals. The 2020 Olympics were postponed until 2021 due to the COVID-19 pandemic.

Carosone is a 2016 graduate from Auburn University with a bachelor's degree in psychology and a minor in business.



KENDALL POTTS

VOLUNTEER ASSISTANT COACH

FIRST SEASON AT AUBURN | [@KendallPotts13](#)

Head coach Mickey Dean announced the hiring of former Texas A&M pitcher Kendall Potts as the softball program's volunteer assistant in September of 2020.

After beginning her career at Baylor, Potts played her final two seasons as an Aggie. She appeared in a total of 117 games while at both programs and closed her career with 266 strikeouts and a 37-21 record. During her career, she was a three-time academic honor roll member with recognitions from both the Big 12 and SEC. She also earned a spot on the All-Big 12 Freshman Team in 2015.

Potts was a staple in the circle for the Aggies after transferring into the program as a junior in 2019. She tossed 11 complete games and led the Texas A&M staff with 86 strikeouts in her debut season. As a senior, she started nine contests and fanned 38.

The Arlington, Texas, native earned her undergraduate degree in health, kinesiology and leisure studies at Baylor. She pursued a master's in sport management while at Texas A&M.



LEISA LEE

DIRECTOR OF OPERATIONS

SECOND SEASON AT AUBURN | [@LeisaColemanLee](#)

Leisa Lee was named the director of softball operations prior to the 2020 season. In her role, Lee is responsible for the day-to-day operations of the softball program.

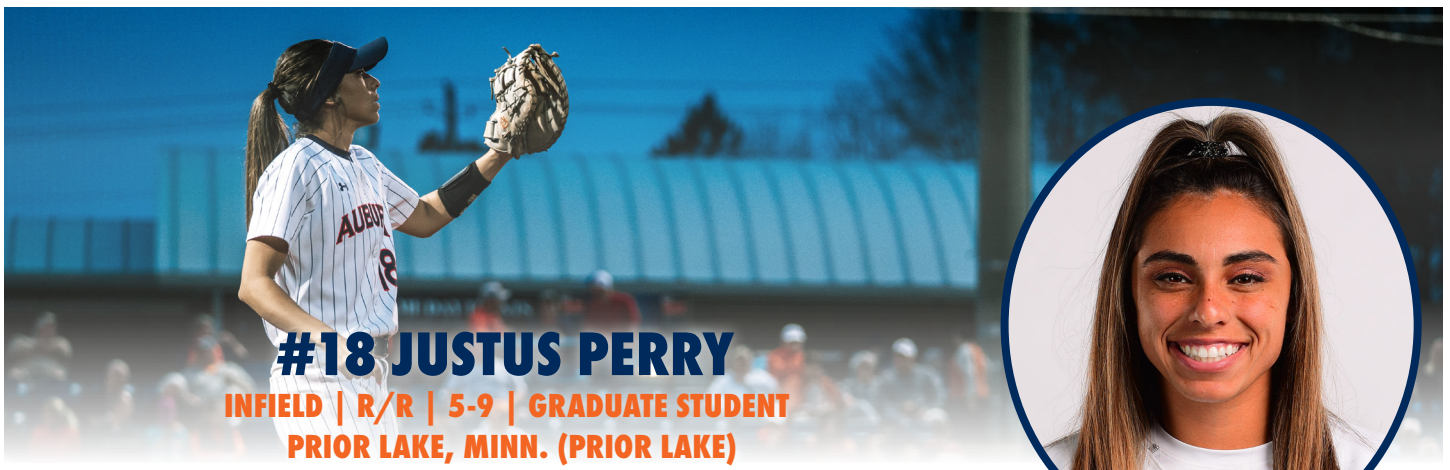
Prior to working with softball, Lee was the Assistant Director for the Premium Seating and Hospitality team inside Tigers Unlimited.

Lee received her bachelor's in chemistry from Auburn University Montgomery in 2013.

A native of Montgomery, Ala., Lee is married to a third-generation Auburn engineer, Brian. They have one fur-child, Henry.



 ALLEN GREENE DIRECTOR OF ATHLETICS	 MONIQUE HOLLAND SENIOR ASSOCIATE AD/SPORT ADMIN	 LANA CLEMMONS ATHLETIC TRAINING	 BRYAN "PK" KARKOSKA STRENGTH & CONDITIONING	 JOHN "JT" THOMAS EQUIPMENT
 TAYLOR SHIREY COMMUNICATIONS	 MAGGIE MELHORN SPORTS DIETITIAN	 SCOTT CARTER EVENT MANAGEMENT	 CASEY PAGE TICKETING	 ANDREW AARON WAR EAGLE PRODUCTIONS



#18 JUSTUS PERRY

**INFIELD | R/R | 5-9 | GRADUATE STUDENT
PRIOR LAKE, MINN. (PRIOR LAKE)**

GRANTED EXTRA SEASON OF ELIGIBILITY DUE TO COVID-19

HONORS & AWARDS

- 2020 SEC Spring Academic Honor Roll
- 2020 SEC Community Service Team
- 2020 CoSIDA Academic All-District
- 2020 Virgil Starks III Passion Award
- 2019 SEC Spring Academic Honor Roll
- 2018 SEC Spring Academic Honor Roll
- 2017 First-Year SEC Academic Honor Roll

SENIOR SEASON | 2020

One of just two players to start all 27 contests, making every start at first base ... racked up 17 hits to hold a .262 average at the plate ... scored two runs while swiping one base ... knocked two doubles and a home run to help drive in seven runs ... posted a .338 slugging percentage ... drew seven walks coupled with a team-leading seven hit by pitches en route to a .392 on-base percentage ... her seven hit by pitches were tied for seventh in the SEC ... averaged 0.26 hit by pitches per game to rank 10th in the league ... held a .526 average when she led off an inning ... successfully moved runners 17 times over 35 opportunities (.486) ... batted .300 with runners in scoring position ... led Auburn with 168 putouts and held a .983 fielding percentage ... ranked 5th in the SEC in total putouts ... fielding six double plays, ranking tied for

10th in the conference ... led the team with a career-high 11 game reached-base streak (Feb. 7-16) ... slugged an inside the park home run against Liberty (Feb. 8) ... first multi-hit outing of the season came against UNCW (Feb. 14) with a 2-for-3 performance with a walk and run scored ... followed up with a two-hit effort with an RBI versus Alabama State (Feb. 14) ... went 2-for-4 with a run score and a RBI against Binghamton (March 1).

JUNIOR SEASON | 2019

Started all 60 games at first base ... led the team with 16 hit by pitches, the eighth most by a Tiger over a single season ... held a .236 average at the plate ... recorded 35 hits and scored 27 runs ... drew 20 walks en route to a .384 on-base percentage ... slugged five home runs and five doubles, driving in 30 runs ... closed the season with a .385 slugging clip ... totaled seven multi-hit games and six multi-RBI contests ... batted .368 with runners in scoring position ... had a .564 success advancing runners rate ... fourteen of her 30 RBI came with two outs ... led the team with 410 putouts, closing the season with a .988 fielding percentage ... one of four players on the squad with double-digit RBI (13) against SEC competition ... lights out defensively against teams ranked in the top 75 in the RPI with a .990 fielding percentage ... opened SEC play with a six-game hitting streak (March 15-24) ... knocked a walk-off grand slam to cap a 12-run inning against Texas A&M (March 17) ... totaled three hits with an RBI and run scored while tallying 17 putouts during the SEC Tournament

PERRY'S OVERALL CAREER STATS

YEAR	AVG	GP-GS	AB	R	H	2B	3B	HR	RBI	TB	SLG%	BB	HBP	SO	GDP	OB%	SF	SH	SB-ATT	PO	A	E	FLD%
2017	.250	26-0	20	1	5	0	0	0	9	5	.250	2	3	8	0	.385	1	0	0-0	18	0	0	1.000
2018	.282	48-40	117	18	33	8	0	5	31	56	.479	14	6	15	0	.381	2	3	1-3	343	10	3	.992
2019	.236	60-60	148	27	35	5	1	5	30	57	.385	20	16	25	0	.384	1	0	3-4	410	10	5	.988
2020	.262	27-27	65	7	17	2	0	1	7	22	.338	7	7	6	0	.392	0	0	1-1	168	7	3	.983
TOTAL	.257	161-127	350	53	90	15	1	11	77	140	.400	43	32	54	0	.385	4	3	5-8	939	27	11	.989

PERRY'S SEC CAREER STATS

YEAR	AVG	GP-GS	AB	R	H	2B	3B	HR	RBI	TB	SLG%	BB	HBP	SO	GDP	OB%	SF	SH	SB-ATT	PO	A	E	FLD%
2017	.125	7-0	8	0	1	0	0	0	2	1	.125	0	0	4	0	.125	0	0	0-0	4	0	0	1.000
2018	.108	16-12	37	1	4	0	0	0	1	4	.108	4	2	7	0	.233	0	2	0-0	122	4	1	.922
2019	.194	24-24	62	7	12	1	1	3	13	24	.387	7	3	14	0	.306	0	0	0-0	160	4	2	.988
2020	.143	3-3	7	0	1	0	0	0	0	1	.143	1	2	1	0	.400	0	0	0-0	12	1	0	1.000
TOTAL	.158	50-39	114	8	18	1	1	3	16	30	.263	12	7	26	0	.278	0	2	0-0	298	9	3	.990

... went 3-for-5 with four runs scored, a walk and a hit by pitch in Auburn's two games against Colorado State during the Tucson Regional (May 17-18).

SOPHOMORE SEASON | 2018

Appeared in 48 games with 40 starts at first base ... touted a .282 batting clip with a slugging percentage of .479 ... drove in 31 runs while tallying 33 hits ... crossed home plate 18 times ... finished second on the team with eight home runs while knocking out five roundtrippers ... became the first player in program history to hit two home runs in the same inning against Alabama State (March 21) ... notched three hits in three games vs. Furman (Feb. 10), Delaware (Feb. 16) and Western Carolina (March 2) ... went 2-for-2 with five RBI and two runs scored vs. Tennessee Tech (Feb. 10) ... secured multi-RBI games eight times ... batted .327 with runners in scoring position.

FRESHMAN SEASON | 2017

Appeared in 26 games in first season with the Tigers ... touted .250 batting average with .385 on-base clip ... secured nine RBI and scored one run ... tallied 18 putouts en route to a perfect fielding percentage ... made seven appearances off the bench in SEC play ... hit .308 with runners in scoring position and .429 with the bases loaded ... notched four multi-hit games ... made career debut against Oklahoma (Feb. 9) ... boasted a season-best six-game on-base streak as a pinch-hitter between contests with Creighton (Feb. 17) and UMass-Lowell (Feb. 24) ... earned first career hit with a two-run single versus Mercer (Feb. 19) ... laced a hit and scored a run against the College of Charleston (March 4) ... racked up two RBI and had a hit pinch-hit spot at Georgia (April 1) ... produced a sacrifice fly in the NCAA Regional victory over East Tennessee State (May 19).

HIGH SCHOOL

Listed as a four-time all-state player through stints at Prior Lake High School (Minn.) and Curry High School (Ala.) ... tabbed all-conference five times and all-metro in three seasons ... named a finalist for the Gatorade Player of the Year ... won the state championship while earning all-region and all-section honors ... played club ball for the Birmingham Thunderbolts.

PERSONAL

Daughter of Michael and Leslie Perry ... earned her bachelor's degrees in both law and justice and Spanish with a minor in psychology in May of 2020 ... currently pursuing a master's degree in Hispanic studies.

CAREER HIGHS

AB _____ 6, at LSU (3/9/18)
 Runs _____ 4, vs. Alabama State (3/21/18)
 Hits _____ 3 (3x), last vs. Western Carolina (3/2/18)
 Doubles _____ 1 (15x), last vs. Georgia Southern (3/1/20)
 Triples _____ 1, at Mississippi State (3/22/19)
 Home Runs _____ 2, vs. Alabama State (3/21/18)
 RBI _____ 5, vs. Tennessee Tech (2/10/18)
 Hit Streak _____ 5 (2x), last 2/13 to 2/15/20
 On-Base Streak _____ 11, 2/7 to 2/16/20

MULTI-HIT / MULTI-RBI GAMES

Year	Multi-Hit Games					Total	Year	Multi-RBI Games					Total
	2	3	4	5+				2	3	4	5+		
2017	-	-	-	-	-	-	2017	4	-	-	-	-	4
2018	3	3	-	-	-	6	2018	3	2	2	1	-	8
2019	7	-	-	-	-	7	2019	3	2	1	-	-	6
2020	3	-	-	-	-	3	2020	-	-	-	-	-	-
TOTAL	13	3	-	-	-	16	TOTAL	10	4	3	1	-	18





#21 ALYSSA RIVERA
OUTFIELD | L/R | 5-9 | GRADUATE STUDENT
EAGLE LAKE, FLA. (LAKE REGION)

GRANTED EXTRA SEASON OF ELIGIBILITY DUE TO COVID-19

HONORS & AWARDS

- SEC Co-Player of the Week (March 2, 2020)
- Softball America 2020 Power Rankings: Week Four (No. 2)
- Softball America 2020 Power Rankings: Week Two (No. 10)
- Softball America Preseason Top 100 Players of 2020 (No. 81)
- 2017 NFCA All-Southeast Region Third Team
- 2017 All-SEC Second Team
- 2017 SEC All-Freshman Team
- 2017 SEC First-Year Academic Honor Roll
- SEC Freshman of the Week (April 10, 2017)

SENIOR SEASON | 2020

Appeared in 27 contests, making 26 starts in the outfield ... led the team with 29 hits and a .358 batting average ... scored a team-leading 24 runs to average .89 runs per game ... held a .414 average with runners on base and added a .381 clip with runners in scoring position ... led the team with nine multi-hit games and five multi-RBI games ... knocked two doubles and a team-leading six home runs, tied for the 10th most in the SEC ... led the Tigers with a .605 slugging clip ... drew a team-high 13 walks en route to a .447 on-base percentage ... closed the season 10-of-11 in stolen bases ... ranked tied for 10th in the SEC with her 10 stolen bags ... led the

team with a .429 average and 10 RBI with two outs ... added a .412 average at the plate when leading off the inning ... went 2-for-2 with three runs scored, two walks and an RBI versus Alabama State (Feb. 14) ... turned in a career performance against UNCW (Feb. 15) setting career highs in runs scored (4), RBI (6) and home runs (2) ... her efforts led her to SEC Co-Player of the Week honors, the first of her career ... matched her career high in hits with a 4-for-5 performance at the plate against Georgia Southern (Feb. 28) with two runs scored and two RBI ... knocked an RBI single to right field to walk off Auburn's win against the Eagles ... accounted for four consecutive multi-hit games from Feb. 29 to March 1 ... slugged a home run and a double against Binghamton (Feb. 29), picking up two RBI and two runs scored ... knocked a two-run homer in the sixth inning against Georgia State (March 11) to lead Auburn to a 2-1 come-from-behind victory to close the season.

JUNIOR SEASON | 2019

Started all 60 games for the Tigers in right field ... was second on the team with a .333 batting average to go along with a .546 slugging percentage and a team-high .426 on-base percentage ... batted .405 when leading off an inning ... led the team with 18 stolen bases ... slugged 10 home runs ... drove in 35 runs while scoring 36 herself ... drew a career-high 26 walks ... had a team-high 22 hits against SEC teams, recording at least one hit in 17 conference contests ... one of four players on the team to drive in double-digit runs during SEC play ... totaled a team-high 40 hits

RIVERA'S OVERALL CAREER STATS

YEAR	AVG	GP-GS	AB	R	H	2B	3B	HR	RBI	TB	SLG%	BB	HBP	SO	GDP	OB%	SF	SH	SB-ATT	PO	A	E	FLD%
2017	.371	51-36	124	14	46	11	0	3	28	66	.532	11	3	30	0	.435	0	0	3-3	33	4	1	.974
2018	.285	54-54	151	28	43	9	1	9	33	81	.536	15	2	33	0	.357	0	0	4-6	46	3	4	.925
2019	.333	60-60	174	36	58	7	0	10	35	95	.546	26	3	28	1	.426	1	1	18-21	57	5	4	.939
2020	.358	27-26	81	24	29	2	0	6	18	49	.605	13	0	8	0	.447	0	0	10-11	29	1	1	.968
TOTAL	.332	192-176	530	102	176	29	1	28	114	291	.549	65	8	99	1	.412	1	1	35-41	165	13	10	.947

RIVERA'S SEC CAREER STATS

YEAR	AVG	GP-GS	AB	R	H	2B	3B	HR	RBI	TB	SLG%	BB	HBP	SO	GDP	OB%	SF	SH	SB-ATT	PO	A	E	FLD%
2017	.345	19-17	58	2	20	2	0	0	10	22	.379	4	1	18	0	.397	0	0	3-3	25	2	0	1.000
2018	.191	23-23	68	10	13	1	1	6	13	34	.500	5	1	20	0	.257	0	0	1-2	24	1	1	.962
2019	.297	24-24	74	13	22	1	0	2	11	29	.392	5	2	13	0	.358	0	1	4-4	34	1	2	.941
2020	.200	3-3	10	0	2	0	0	0	0	2	.200	1	0	1	0	.273	0	0	1-1	5	0	0	1.000
TOTAL	.271	69-67	210	25	57	4	1	8	34	87	.414	15	4	52	0	.332	0	1	9-10	85	4	3	.967

and slashed .325/.520/.415 against teams ranked in the top 75 RPI ... led the team with a .393 batting average with runners in scoring position ... recorded 13 multi-hit games and seven multi-RBI games ... reached base in 11 consecutive games (Feb. 9-23) ... totaled a season-high hitting streak (Feb. 28 – March 8) ... batted .500 with two RBI and four runs scored against Texas A&M (March 15-17) to start SEC play ... went 2-for-2 with a walk against Tennessee (May 9) during the SEC Tournament ... had a career performance to start NCAA Regional play as she went 4-for-4 with a home run, double, two runs scored and two RBI against Colorado State (May 17).

SOPHOMORE SEASON | 2018

Started 54 games in the outfield ... paced the team with nine home runs ... carried a .285 batting clip with 43 hits ... led the team with 19 extra base hits ... touted a .536 slugging percentage and .357 on base percentage ... tied for second among all SEC batters with six home runs in league play ... drove in 33 runs while scoring 28 ... 13 RBI in SEC play ... tallied 12 multi-hit games ... laced a pair of doubles in win vs. Tennessee Tech (Feb. 10) ... went 2-for-3 with two RBI and a run scored in win at Troy (Feb. 14) ... 2-for-3 with three runs scored and two RBI vs. Maryland (Feb. 17) ... went 3-for-4 with a RBI in win over San Jose State (Feb. 23) ... tallied four hits for the series at Ole Miss (March 30 – April 1) ... knocked out game-winning home run to defeat Ole Miss (March 30) ... three-RBI performance in series finale vs. Tennessee (April 8) ... hit seven home runs over 15-game stretch (March 18 – April 20) ... finished 2-for-4 with two RBI in SEC Tournament vs. Alabama (May 9) ... tallied four hits and four RBI in Tallahassee Regional ... 2-for-2 with a run scored, two RBI and a home run vs. Jacksonville State in Tallahassee Regional (May 19).

FRESHMAN SEASON | 2017

Appeared in 51 games and started 36 in the outfield in first season with the Tigers ... paced team with a .371 batting average ... contributed 11 doubles, three home runs and 28 RBI ... appeared in 19 games with 17 starts in SEC tilts ... produced .345 batting average, .379 slugging clip and a .397 on-base percentage in SEC-only games ... tallied a team-high four outfield assists ... hit .382 with runners on base, including .396 with runners in scoring position ... notched 13 multi-hit games and eight multi-RBI contests ... racked up seven game-winning plays, including four against SEC foes

... only freshman in the SEC to record at least 20 hits in league games ... secured a hit in 16 of 20 games against SEC foes ... first career appearance came in a contest with Washington (Feb. 9) ... made first career start against Creighton (Feb. 17) ... blasted two hits, including first collegiate home run, versus North Dakota (Feb. 24) ... set season-high with three hits against the College of Charleston (March 4) ... made two diving catches, threw out the potential game-tying run and tallied four hits in series sweep at Georgia (March 31 – April 2) ... reached base safely six times by way of four hits and two walks in NCAA Regional victories over Cal (May 20-21).

HIGH SCHOOL

Was a three-time district champion while playing at Lake Region High School ... reached the state championship game twice ... was a member of the Gold Coast Hurricanes for club coach Marty Cooper ... also played volleyball and was a captain.

PERSONAL

Daughter of Christian and Lamona Rivera ... has a sister, Mallory, and a brother, Jonathan ... earned her bachelor's degree in business management with a minor in entrepreneurship from the Harbert College of Business in May of 2020 ... currently pursuing a second undergraduate degree in business marketing.

CAREER HIGHS

AB	6, vs. UNCW (2/14/20)
Runs	4, vs. UNCW (2/15/20)
Hits	4 (2x), last vs. Georgia Southern (2/28/20)
Doubles	2 (2x), last vs. Maryland (2/18/18)
Triples	1, vs. Kentucky (3/24/18)
Home Runs	2, vs. UNCW (2/15/20)
RBI	6, vs. UNCW (2/15/20)
Hit Streak	12, 4/1 to 4/22/17
On-Base Streak	12 (2x), last 2/23 to 3/11/20

MULTI-HIT / MULTI-RBI GAMES

Year	Multi-Hit Games					Total	Year	Multi-RBI Games					Total
	2	3	4	5+				2	3	4	5+		
2017	-	-	-	-	-	-	2017	4	-	-	-	4	
2018	3	3	-	-	6	2018	3	2	2	1	8		
2019	7	-	-	-	7	2019	3	2	1	-	6		
2020	7	1	1	-	9	2020	5	-	-	1	6		
TOTAL	17	4	1	-	22	TOTAL	15	4	3	2	24		





#9 TANNON SNOW

INFIELD | R/R | 5-7 | FIFTH YEAR
CHINO HILLS, CALIF. (WASHINGTON)



GRANTED EXTRA SEASON OF ELIGIBILITY DUE TO COVID-19

HONORS & AWARDS

2020 NFCA Leadoff Classic All-Tournament Team

Softball America Preseason Top 100 Players of 2020 (No. 58)

SEC Player of the Week (April 9, 2019)

SENIOR SEASON | 2020

Appeared in 25 games, starting all at third base ... closed the season with a .292 average ... Totaled 19 hits and crossed the plate seven times during senior campaign ... Slugged four doubles and two homers to post a .446 slugging clip ... drove in 12 runs to rank tied for second amongst the squad ... posted a .333 average with runners in scoring position ... finished second on the squad with 11 walks and was hit by pitch twice en route to a .395 on-base percentage ... totaled four multi-hit games and finished second on the squad with three multi-RBI contests ... led the team with three sacrifice flies, which ranked fourth most in the SEC and ninth in Division I softball ... committed just two errors over her 61 chances for a .967 fielding percentage ... Totaled 21 putouts and led the Tigers with 38 assists ... recorded five hits, including a double, one RBI and two walks over the NFCA Leadoff Classic (Feb. 7-9) to be named to the All-Tournament Team ... walked off a run-rule victory over Alabama State (Feb. 14) with a sacrifice fly ... closed the 1-for-3 with two RBI and a run scored against the Hornets ... slugged a two-run homer against Alabama State (Feb. 15), her first of the season, the following game ... drove in a season-high three

RBI and scored twice after slugging a career-high two doubles against UNCW (Feb. 15) ... posted two multi-hit contests in her California homecoming during the Mary Nutter Collegiate Classic (Feb. 20-23) ... Knocked her 100th hit in an Auburn uniform against Binghamton (March 1) with a RBI single.

JUNIOR SEASON | 2019

Started all 60 games at third base for the Tigers ... held a .320 average at the plate ... her .651 slugging percentage was second highest on the team ... tied for the team-lead with 48 RBI ... second on the squad with 112 total bases ... concluded her junior season with 55 hits, 39 runs scored, 10 doubles, one triple, 15 home runs ... posted a .386 on-base percentage ... held a .765 clip at the plate with a runner at third and less than two outs ... had at least one hit in 15 SEC game to lead the team with a .310 batting average against conference foes ... hit 10 homers and drove in a team-high 29 runs in games played against teams ranked in the top 75 RPI ... two multi-homer games against Furman (Feb. 17) and at Tennessee (April 6) ... went 3-for-5 with a home run, a double and three RBI against Washington (March 1) ... reached base over a career-long 15 consecutive game span (March 10 – April 7) ... opened SEC play with a .500 average (5-for-10), three RBI, four runs scored, two doubles and one walk against Texas A&M (March 15-17) ... career performance at Tennessee (April 6), going 4-for-4 with two home runs, a triple, seven RBI and three runs scored en route to being named SEC Player of the Week ... became the first player since Kasey Cooper in 2016 to have seven RBI in a game ... slugged two home runs during the Tucson Regional (May 17-19).

SNOW'S OVERALL CAREER STATS (AUBURN ONLY)

YEAR	AVG	GP-GS	AB	R	H	2B	3B	HR	RBI	TB	SLG%	BB	HBP	SO	GDP	OB%	SF	SH	SB-ATT	PO	A	E	FLD%
2018	.219	57-46	128	12	28	4	2	6	31	54	.422	22	1	18	3	.333	2	1	1-1	0	0	0	.000
2019	.320	60-60	172	39	55	10	1	15	48	112	.651	17	4	20	4	.386	4	0	0-0	33	96	12	.915
2020	.292	25-25	65	7	19	4	0	2	12	29	.446	11	2	9	0	.395	3	0	0-0	21	38	2	.967
TOTAL	.279	142-131	365	58	102	18	3	23	91	195	.534	50	7	47	7	.369	9	1	1-1	54	134	14	.931

SNOW'S SEC CAREER STATS

YEAR	AVG	GP-GS	AB	R	H	2B	3B	HR	RBI	TB	SLG%	BB	HBP	SO	GDP	OB%	SF	SH	SB-ATT	PO	A	E	FLD%
2018	.233	23-22	60	4	14	3	1	2	10	25	.417	7	1	10	1	.324	0	1	0-0	0	0	0	.000
2019	.310	24-24	71	15	22	4	1	5	16	43	.606	9	1	8	2	.395	0	0	0-0	15	27	5	.894
2020	.111	3-3	9	0	1	0	0	0	0	1	.111	2	0	2	0	.273	0	0	0-0	4	2	0	1.000
TOTAL	.264	50-49	140	19	37	7	2	7	26	69	.493	18	2	20	3	.356	0	1	0-0	19	29	5	.906

**SOPHOMORE SEASON | 2018**

Made 57 appearances with 46 starts as the designated player ... tallied 31 RBI with six roundtrippers ... 12 of her 28 hits went for extra bases ... carried a .422 slugging clip and a .219 overall batting average ... ranked fourth among starters with a .233 batting clip in SEC play ... paced the team with a .571 average with the bases juiced ... tallied seven multi-hit efforts along with seven multi-RBI games ... tallied three RBI against Furman (Feb. 10), Alabama State (March 21) and Missouri (April 13) ... hit first home run of Auburn career as part of a 2-for-3, three RBI performance vs. Furman (Feb. 10) ... legged out triples against LSU (March 10) and Alabama State (March 21) ... launched a solo home run in the bottom of 12th inning to walk-off against Kentucky (March 24) ... went 4-for-9 in Ole Miss series (March 30 – April 1).

REDSHIRT SEASON | 2017

Sat out her first season with the Tigers due to the transfer rule.

AT WASHINGTON | 2016

Appeared in 50 games and started 43 for the Huskies ... was one of only six on Washington's roster to make 50-plus appearances in the lineup ... laced 28 hits, including five doubles and six homers to go along with 24 RBI ... capped the year with a .418 slugging percentage and a .365 on-base clip ... hit a home run in the season opener against Texas Tech (Feb. 12) ... went 3-for-4 with an RBI versus South Dakota State (Feb. 13) ... launched a roundtripper against Boise State (March 5) ... hit a three-run shot in a matchup with UCLA (March 24) ... went 6-for-8 with one a homer and three RBI in series against Oregon State (April 22-24).

HIGH SCHOOL

Played softball at Chino Hills High School ... named the 2015 MaxPreps National Softball Player of the Year ... set single-season state record with 28 home runs and 89

RBI during senior campaign ... also set state record with 60 homers and 212 RBI during career ... tabbed as conference MVP, all-American and all-league during prep career ... played club softball for the OC Batbusters.

PERSONAL

Daughter of Craig and Trista Snow ... has two sisters, Talee and Taylon ... sister, Talee, played softball at UCLA ... sister, Taylon, plays at Oklahoma ... earned her undergraduate degree from the College of Human Sciences on Dec. 14, 2020.

CAREER HIGHS

AB	5 (4x), last vs. Georgia (3/31/19)
Runs	3 (2x), last at Tennessee (4/6/19)
Hits	4, at Tennessee (4/6/19)
Doubles	2, vs. UNCW (2/15/20)
Triples	1 (2x), last vs. Alabama State (3/21/18)
Home Runs	2 (2x), last at Tennessee (4/6/19)
RBI	7, at Tennessee (4/6/19)
Hit Streak	8, 3/13 to 3/27/19
On-Base Streak	7 (2x), last (2/16 to 2/21/18)

MULTI-HIT / MULTI-RBI GAMES

Year	Multi-Hit Games					Total	Year	Multi-RBI Games					Total
	2	3	4	5+				2	3	4	5+		
2018	7	-	-	-	7	7	2018	4	3	-	-	7	
2019	13	1	1	-	15	15	2019	8	2	1	1	12	
2020	4	-	-	-	4	4	2020	2	1	-	-	3	
TOTAL	24	1	1	-	26	26	TOTAL	14	6	1	1	22	





#20 RACHEL COOK
OUTFIELD | R/R | 5-6 | FIFTH YEAR
DADEVILLE, ALA. (DADEVILLE)

GRANTED EXTRA SEASON OF ELIGIBILITY DUE TO COVID-19

HONORS & AWARDS

2020 SEC Spring Academic Honor Roll
 2019 SEC Spring Academic Honor Roll

SENIOR SEASON | 2020

Appeared in four contests, seeing time as both a pinch runner and pinch hitter ... made her season debut as a pinch runner vs. Notre Dame (Feb. 7) ... recorded at bats against UNCW (Feb. 15) and Binghamton (Feb. 29).

JUNIOR SEASON | 2019

Appeared in 17 games, primarily as a pinch runner ... scored a run in her collegiate debut against Tennessee State (Feb. 8) ... drew a walk against Georgia State (March 13) in her lone at bat of the season ... also scored two runs in SEC play against Tennessee (April 7) and Arkansas (May 4) ... made two pinch runner appearances during the SEC Tournament ... scored a run against Colorado State (May 17) during the NCAA Tucson Regional.

HIGH SCHOOL

Prepped at Dadeville High School ... helped the Tigers to the Class 4A South Central Regional tournament as a freshman, sophomore and senior ... guided Dadeville to the Class 4A Area 5 tournament championship game as a freshman, sophomore and senior ... voted most athletic during her senior year.

PERSONAL

Daughter of Ashley and Amy Jackson ... has four siblings, Sydney, Jake, Caden and Sarah ... majoring in physical activity and health.

CAREER HIGHS

AB _____ 1 (2x), last vs. Binghamton (3/1/20)
 Runs _____ 1 (5x), last vs. Colorado State (5/17/19)
 Hits _____
 Doubles _____
 Triples _____
 Home Runs _____
 RBI _____
 Hit Streak _____
 On-Base Streak _____

MULTI-HIT / MULTI-RBI GAMES

Year	Multi-Hit Games					Total	Year	Multi-RBI Games					Total
	2	3	4	5+	2			3	4	5+			
2019	-	-	-	-	-	-	2019	-	-	-	-	-	
2020	-	-	-	-	-	-	2020	-	-	-	-	-	
TOTAL	-	-	-	-	-	-	TOTAL	-	-	-	-	-	

COOK'S OVERALL CAREER STATS

YEAR	AVG	GP-GS	AB	R	H	2B	3B	HR	RBI	TB	SLG%	BB	HBP	SO	GDP	OB%	SF	SH	SB-ATT	PO	A	E	FLD%
2019	.000	17-0	0	5	0	0	0	0	0	0	.000	1	0	0	0	1.000	0	0	0-0	0	0	0	.000
2020	.000	4-0	2	0	0	0	0	0	0	0	.000	0	0	1	0	.000	0	0	0-0	0	0	0	.000
TOTAL	.000	21-0	2	5	0	0	0	0	0	0	.000	1	0	1	0	.333	0	0	0-0	0	0	0	.000

COOK'S SEC CAREER STATS

YEAR	AVG	GP-GS	AB	R	H	2B	3B	HR	RBI	TB	SLG%	BB	HBP	SO	GDP	OB%	SF	SH	SB-ATT	PO	A	E	FLD%
2019	.000	7-0	0	2	0	0	0	0	0	0	.000	0	0	0	0	.000	0	0	0-0	0	0	0	.000
2020	.000	0-0	0	0	0	0	0	0	0	0	.000	0	0	0	0	.000	0	0	0-0	0	0	0	.000
TOTAL	.000	7-0	0	2	0	0	0	0	0	0	.000	0	0	0	0	.000	0	0	0-0	0	0	0	.000



#32 MAKENNA DOWELL

INFIELD | L/R | 5-0 | SENIOR
SUWANEE, GA. (NORTH GWINNETT)

HONORS & AWARDS

2020 SEC Spring Academic Honor Roll

SEC Freshman of the Week (March 27, 2018)

JUNIOR SEASON | 2020

Started all 27 contests at shortstop for the Tigers ... posted a .346 average to rank third on the squad ... totaled 28 hits, including a team-leading six doubles and two home runs ... crossed home plate nine times while accounting for 12 RBI ... turned in a .494 slugging percentage ... struck out just twice in 81 at bats to rank as the second toughest player in the SEC to strike out and 22nd nationally ... drew four walks coupled with a .372 on-base percentage ... held a .346 average with two outs, accounting for four two-out RBI ... closed the season 3-for-4 in stolen base attempts ... advanced runners successfully 23 times in 40 attempts for a .575 rate ... clutch with runners in scoring position with a .421 average ... defensively recorded 43 putouts and 37 assists ... opened the season with a five-game hit streak over the NFCA Leadoff Classic (Feb. 7-9) ... picked up two hits, including her first home run of her career, against UNCW (Feb. 14) ... followed up with a second multi-hit performance with two singles and a run scored against Alabama State (Feb. 14) ... finished 2-for-3 with a home run and two RBI against UNCW (Feb. 16) ... set a career high with four hits, including a double, versus Georgia Southern (Feb. 28) ... drove in two runs against Binghamton (Feb. 29) ... drove in two runs off two hits, including a double, in game two against the Bearcats (March 1).

SOPHOMORE SEASON | 2019

Appeared in 27 games ... went 2-for-4 against Loyola Marymount ... had two-RBI games against Furman (Feb. 17), LMU (Feb. 28) and Colorado State (May 17) ... had a pinch-hit at Tennessee (April 7) ... had a double against Colorado State (May 17) ... recorded a hit against Arizona (May 19) ... scored nine runs during the season to go along with nine hits and seven RBI ... had a .750 success advancing runners rate.

FRESHMAN SEASON | 2018

Appeared in 42 games with 31 starts, including the last 24 games ... was named SEC Freshman of the Week following the Alabama State mid-week and Kentucky series, as she paced the team with a .444 batting clip and a four-game hitting streak ... tallied 15 hits with four doubles ... posted a .971 fielding percentage in the infield ... came across for 12 runs ... three of six hits in SEC play went for doubles ... first collegiate start came on Feb. 9 against Tennessee Tech; she went 1-for-3 with a double ... scored two runs in the series opening win against Arkansas (April 20).

HIGH SCHOOL

State Champion at North Gwinnett High ... four-time All-County selection ... First Team All-State selection ... won region three times ... inducted into the North Gwinnett High Hall of Fame.

DOWELL'S OVERALL CAREER STATS

YEAR	AVG	GP-GS	AB	R	H	2B	3B	HR	RBI	TB	SLG%	BB	HBP	SO	GDP	OB%	SF	SH	SB-ATT	PO	A	E	FLD%
2018	.181	42-31	83	12	15	4	0	0	5	19	.229	10	3	20	0	.292	0	4	3-5	29	71	3	.971
2019	.220	27-11	41	9	9	2	1	0	7	13	.317	4	1	11	0	.298	1	2	2-2	14	25	5	.886
2020	.346	27-27	81	9	28	6	0	2	12	40	.494	4	0	2	1	.372	1	1	3-4	43	37	5	.941
TOTAL	.254	96-69	205	30	52	12	1	2	24	72	.351	18	4	33	1	.323	2	7	8-11	86	133	13	.944

DOWELL'S SEC CAREER STATS

YEAR	AVG	GP-GS	AB	R	H	2B	3B	HR	RBI	TB	SLG%	BB	HBP	SO	GDP	OB%	SF	SH	SB-ATT	PO	A	E	FLD%
2018	.158	18-17	38	6	6	3	0	0	0	9	.237	4	2	11	0	.273	0	3	2-4	10	43	1	.981
2019	.286	7-0	7	1	2	0	0	0	0	2	.286	0	0	3	0	.286	0	1	0-0	0	3	1	.750
2020	.100	3-3	10	0	1	1	0	0	0	2	.200	0	0	0	0	.100	0	0	0-0	5	4	0	1.000
TOTAL	.164	28-20	55	7	9	4	0	0	0	13	.236	4	2	14	0	.246	0	4	2-4	15	50	2	.970



PERSONAL

Daughter of Kim and Eric Dowell ... has two brothers, Christian and Ethan ... majoring in psychology.

CAREER HIGHS

AB _____ 6, vs. UNCW (2/14/20)
 Runs _____ 2 (4x), last vs. Arkansas (4/20/18)
 Hits _____ 4, vs. Georgia Southern (2/28/20)
 Doubles _____ 1 (12x), last at Florida (3/7/20)
 Triples _____ 1, vs. Mercer (3/8/19)
 Home Runs _____ 1 (2x), last vs. UNCW (2/16/20)
 RBI _____ 2 (7x), last vs. Binghamton (2/29/20)
 Hit Streak _____ 5, 2/7/ to 2/8/20
 On-Base Streak _____ 6, 4/7 to 4/21/18

MULTI-HIT / MULTI-RBI GAMES

Year	Multi-Hit Games					Total	Year	Multi-RBI Games					Total
	2	3	4	5+				2	3	4	5+		
2018	-	-	-	-	-	-	2018	1	-	-	-	1	
2019	1	-	-	-	-	1	2019	3	-	-	-	3	
2020	6	-	1	-	-	7	2020	3	-	-	-	3	
TOTAL	7	-	1	-	-	8	TOTAL	7	-	-	-	7	





#27 LEXIE HANDLEY

LEFT-HANDED PITCHER | R/L | 6-1 | REDSHIRT SENIOR
MOGADORE, OHIO (AKRON)

HONORS & AWARDS

2020 SEC Spring Academic Honor Roll

2020 Spring Chi Alpha Sigma Candidate

2018-2019 First-Year SEC Academic Honor Roll

REDSHIRT JUNIOR SEASON | 2020

Led the Tigers with 15 starts in the circle, making a total of 18 appearances ... tied for the most appearances by any SEC pitcher and made the second most starts in the league ... posted a 3.43 ERA and closed the season with four wins ... tossed a team-high five complete games and combined for two shutouts ... pitched a team-high 63.1 innings, ranking sixth in the SEC ... struck out 52 batters while holding opponents to a .264 average at the plate ... ranked 13th in the conference in total strikeouts ... fanned multiple batters in 10 of her appearances ... earned first start of the season versus Notre Dame (Feb. 7), holding the Fighting Irish to two hits and a lone run over five innings of work ... picked up first win of the season against Alabama State (Feb. 14) ... allowed just one run off four hits and struck out three Hornets in the 9-1 victory ... tossed a complete-game victory against UNCW (Feb. 16), giving up just one earned run over five inning ... set a career high with 13 strikeouts in a victory over Binghamton (Feb. 29).

REDSHIRT SOPHOMORE SEASON | 2019

Appeared in 23 games during her first season at Auburn, making 14 starts in the pitching circle ... recorded a 3.42 ERA with a 6-4 record over 69.2 innings pitched ... threw three complete games and combined on two shutouts ... had a team-low four sacrifice hits allowed against ... had a team-low two bases stolen against ... made

her Tiger debut in the season-opener against Tennessee State (Feb. 8) ... started her first game against Furman (Feb. 17) and went 4.0 innings en route to her first win as a Tiger ... had an Auburn career-high 10 strikeouts against Radford (March 10) as she went 5.2 innings and allowed only one hit to win her fifth game of the season ... made her SEC debut in a start at Mississippi State (March 22) ... threw an Auburn career-long 6.2 innings against Georgia (March 30) ... retired all 11 batters, including striking out five, she faced in her SEC Tournament debut against Florida (May 10) ... threw 10.1 innings in two combined starts against Arizona during the Tucson Regional and struck out five Wildcats ... struck out at least one batter in 17 appearances.

AT AKRON | 2018

Medical redshirt.

AT AKRON | 2017

Named Mid-American Conference (MAC) Freshman of the Year ... selected to the All-MAC second team and All-MAC Freshman team ... NFCA All-Region nominee ... three-time MAC East Pitcher of the Week ... tallied a 2.45 ERA while throwing 20 complete games and seven shutouts while allowing 175 hits and 108 runs, 79 earned ... credited with a 20-17 career record over 44 appearances, including 35 starts ... ranks seventh in Akron history with 183 strikeouts in a single season ... tossed her first career no-hitter in a 9-0 win over Eastern Michigan (April 2) ... struck out a season-high 12 batters in a complete game effort against Oakland (March 18) ... opponents batted .207 in 226 innings pitched ... her 20 single-season wins rank

HANDLEY'S OVERALL CAREER STATS (AUBURN ONLY)

YEAR	ERA	W-L	APP	GS	CG	SHO	SV	IP	H	R	ER	BB	SO	2B	3B	HR	BF	BAVG	WP	HBP	BK	SFA	SHA
2019	3.42	6-4	23	16	3	0/2	0	69.2	63	44	34	48	66	6	1	6	323	.236	18	2	0	1	4
2020	3.43	4-6	18	15	5	0/2	0	63.1	70	51	31	31	52	11	0	3	306	.264	12	5	0	2	3
TOTAL	3.42	10-10	41	31	8	0/4	0	133.0	133	95	65	79	118	17	1	9	629	.256	30	8	0	3	7

HANDLEY'S SEC CAREER STATS

YEAR	ERA	W-L	APP	GS	CG	SHO	SV	IP	H	R	ER	BB	SO	2B	3B	HR	BF	BAVG	WP	HBP	BK	SFA	SHA
2019	8.40	0-3	9	5	1	0/0	0	18.1	20	25	22	21	12	4	0	3	98	.270	8	1	0	1	1
2020	15.00	0-2	2	2	0	0/0	0	4.2	14	10	10	1	1	2	0	0	30	.560	1	2	0	1	1
TOTAL	9.74	0-5	11	7	1	0/0	0	23.0	34	35	32	22	13	6	0	3	128	.343	9	3	0	2	2



fourth in school history.

HIGH SCHOOL

Prepped at St. Vincent-St. Mary's High School ... two-time first-team all-state, two-time first-team all-district and two-time first-team all-league selection ... holds school records for most strikeouts in a single game (19), most career strikeouts (788) and single-season strikeouts (228) ... as a junior, hit a career-high .405, while driving in 30 runs ... helped lead the Irish to a district championship and regional runner-up finish in 2014 with a 14-3 record in the pitching circle ... named the 2013 St. Vincent-St. Mary Rookie of the Year ... four-year basketball player ... awarded Mary Jo Chionchio Award.

PERSONAL

Daughter of Dale and Kristen Handley ... has three triplet brothers, Connor, Kyle and Cole Handley ... majoring in nutrition science with a minor in human development and family studies.

CAREER HIGHS

Innings	7.0 (3x), last vs. Georgia State (3/11/20)
Hits	8, vs. Minnesota (2/28/20)
Runs	8 (2x), last vs. UCLA (2/23/20)
Earned Runs	6, at Florida (3/8/20)
Walks	5 (2x), last at Arizona (5/18/19)
Strikeouts	13, vs. Binghamton (2/29/20)
Complete games	8x, last vs. Georgia State (3/11/20)
Struck out multiple batters	24x, last vs. Georgia State (3/11/20)


CAREER LOWS

Allowed one earned run or fewer	13x, last vs. Georgia State (3/11/20)
Walks	0 (5x), last at Florida 3/6/20)
Hits	0 (2x), last vs. Florida (5/10/19)
Runs	0 (6x), last vs. Georgia Southern (3/1/20)
Earned Runs	0 (9x), last vs. Georgia Southern (3/1/20)

MINIMUM 2.0 IP

CAREER RECORD

at Jane B. Moore Field	9-3
Road	0-4
Neutral	1-3
vs. SEC	0-5





#6 KAYLEE HORTON

UTILITY | L/R | 5-6 | SENIOR
 JASPER, ALA. (OLE MISS)



HONORS & AWARDS

2019 SEC All-Defensive Team
 2019 SEC Spring Honor Roll
 2018 SEC Spring Honor Roll

AT OLE MISS | 2020

Elected to leave the program before the start of the 2020 season.

AT OLE MISS | 2019

Named to the SEC All-Defensive Team ... Appeared in and started all 61 games ... Batted .289 with 31 runs scored and 28 runs driven in ... Tied for second in the SEC with five triples ... also added in four doubles for a .364 slugging percentage ... Third on the team with 13 multi-hit games and eight multi-RBI games ... Went 23-for-29 on stolen base attempts, ranking fourth in the SEC ... Posted a .974 fielding percentage in right field with just one error ... Opened the season with a 3-for-3 showing at the plate against UCF (Feb. 7), scoring a pair of runs and stealing four bases ... Went 2-for-4 with a triple and a run scored against Cal Poly (Feb. 15) ... Reached in all three plate appearances against Sam Houston State (Feb. 23), posting a pair of singles and a walk with one run driven in ... Went 2-for-3 with a double, a pair of RBIs a run scored and a steal against Pitt (March 1) ... Drove in three runs while going 1-for-2 with a double against No. 14 Arkansas (March 10) ... Drove in seven total runs during the series with the Razorbacks ... Scored three runs with a pair of steals versus Samford (March 15) ... Went 3-for-4 with a run driven in and three scored at Mississippi State (April 19) ... A perfect 3-for-3 at the dish against Southern Miss (April 24) ... Had a day to remember in the NCAA Oxford Regional game against Chattanooga (May 17), going 3-for-3 with three runs scored and a bases clearing triple ... Brought home the walk off run against No. 7 Louisiana (May 19) to send Ole Miss to Super Regionals, scoring Kylan Becker with a fielder's choice ... Led the Rebels with eight RBIs during the regional.

AT OLE MISS | 2018

Appeared in 56 games, making 47 starts between the outfield and second base ... Ranked fourth on the team with a .276 average, scoring 22 runs and driving in 18 more ... Was 9-for-10 on stolen base attempts ... Ranked second on the Rebels with 13 multi-hit games ... Went 3-for-3 with a run scored against Boston College ... Followed with a 3-for-4 showing at Texas A&M, driving in a run ... Strung together a seven-game hitting streak, tied for a team-best mark, going 12-for-21 over that time

... Reached safely in all three at-bats against Alcorn State, scoring three runs, while driving in another and stealing a pair of bases ... Named to the SEC Spring Honor Roll.

AT OLE MISS | 2017

Played in all but five games in her first season and started 49, all at second base ... Hit .270 with 11 RBI and seven extra-base hits (6 2B, 1 3B) ... Five multi-hit games and 23 runs scored ... Recorded first career RBI vs. No. 4 Oklahoma (Feb. 17) ... Finished the Houston Classic with five hits, five runs and two RBI ... Drove in a pair of runs in the 10-4 win at No. 5 Auburn (April 8) ... Finished the season with hits in six of her final eight games ... Ended the year on a 12-game reached base streak ... Tied for 12th in the SEC in fielding double plays (12).

HIGH SCHOOL

Earned five letters at Curry High School in Jasper, Ala. ... Led the Yellowjackets to the 2015 and 2016 AHSAA 4A State Championship after going 45-5 in her junior campaign and 47-2 as a senior ... Walker County and Regional Champions 2012-16 and area champions 2013-16 ... Named 2016 All-American by MaxPreps and FloSoftball ... Earned All-State honors in 2015 and 2016 and Super State honors in 2015 ... Hit .613 in her career, which is second best all-time in the state of Alabama ... Tallied 346 career hits, 10th-most all time in the AHSAA and seventh all-time in the state with 201 stolen bases ... Also Curry HS school record holder for average, doubles (52), singles (276) and stolen bases ... Hit no lower than .535 in her high school career, and finished with at least 68 hits and 42 stolen bases all four seasons ... Also lettered four years in basketball as a point guard ... Named Class 4A All-Area and also an all-county selection ... Named sophomore class officer ... Member of the Future Business Leaders of America ... Leadership of Walker County (2015) ... Wendy's High School Heisman Winner ... Ranked top-10 in senior class.

PERSONAL

Full name is Kaylee Brianna Horton ... Born Feb. 9, 1998 ... Daughter of Jeff and Lauren Horton ... Has one brother, Weston, and one sister, Kensley ... earned her undergraduate degree in exercise science at Ole Miss ... pursuing a master's degree in information systems management.



#14 JADIA JONES

OUTFIELD | L/R | 5-7 | SENIOR
PHENIX CITY, ALA. (CHIPOLA COLLEGE)

HONORS & AWARDS

2019-20 First-Year SEC Academic Honor Roll

JUNIOR SEASON | 2020

Appeared in 25 games, primarily as a pinch runner ... Also came off the bench as a pinch hitter and reserve outfielder ... recorded one hits in five plate appearances for a .200 average ... totaled 11 runs scored ... finished second on the squad with six stolen bases in seven attempts ... made her Auburn debut as a pinch runner versus Liberty (Feb. 8), scoring a run ... recorded her first hit in Division I play against Binghamton (Feb. 29) ... Made her SEC debut at Florida (March 7), scoring a run as a pinch runner.

AT CHIPOLA COLLEGE | 2019

Helped the Lady Indians win the 2019 NJCAA National Championship after finishing runner-up in 2018 ... assisted the Lady Indians to their second consecutive Panhandle championship ... batted .406 in 43 games as a sophomore ... stolen 17 of 18 bases during the 2019 season.

AT CHIPOLA COLLEGE | 2018

Appeared in 41 games as a freshman with a .263 batting average ... successfully stole 19 bases in 24 attempts during her first season in collegiate softball ... helped the Lady Indians to the first of two Panhandle championships.

HIGH SCHOOL

Prepped at Central-Phenix City, where she was an ASWA all-state honorable mention selection as a junior in 2016 ... all-area and all-bi city softball honoree ... also played

basketball ... earned junior varsity basketball scholar award.

PERSONAL

Daughter of Margaret and Israel Jones ... has two siblings, Elyse and Anfernee ... father played football at Troy University ... majoring in psychology.

CAREER HIGHS

AB _____ 2 (2x), last vs. Binghamton (2/29/20)
 Runs _____ 1 (11x), last at Florida (3/7/20)
 Hits _____ 1, vs. Binghamton (2/29/20)
 Doubles _____
 Triples _____
 Home Runs _____
 RBI _____
 Hit Streak _____
 On-Base Streak _____

MULTI-HIT / MULTI-RBI GAMES

Year	Multi-Hit Games					Total	Year	Multi-RBI Games					Total
	2	3	4	5+	2			3	4	5+			
2020	-	-	-	-	-	-	2020	-	-	-	-	-	
TOTAL	-	-	-	-	-	-	TOTAL	-	-	-	-	-	

JONES' OVERALL CAREER STATS (AUBURN ONLY)

YEAR	AVG	GP-GS	AB	R	H	2B	3B	HR	RBI	TB	SLG%	BB	HBP	SO	GDP	OB%	SF	SH	SB-ATT	PO	A	E	FLD%
2020	.200	25-0	5	11	1	0	0	0	0	1	.200	0	0	0	0	.200	0	0	6-7	0	0	0	.000
TOTAL	.200	25-0	5	11	1	0	0	0	0	1	.200	0	0	0	0	.200	0	0	6-7	0	0	0	.000

JONES' SEC CAREER STATS

YEAR	AVG	GP-GS	AB	R	H	2B	3B	HR	RBI	TB	SLG%	BB	HBP	SO	GDP	OB%	SF	SH	SB-ATT	PO	A	E	FLD%
2020	.000	2-0	0	1	0	0	0	0	0	0	.000	0	0	0	0	.000	0	0	0-0	0	0	0	.000
TOTAL	.000	2-0	0	1	0	0	0	0	0	0	.000	0	0	0	0	.000	0	0	0-0	0	0	0	.000



#66 TYLER KING

OUTFIELD | L/L | 5-5 | SENIOR
 UPLAND, CALIF. (EAST CAROLINA)



JUNIOR SEASON | 2020

Appeared in 21 contests, earning 18 starts in the outfield ... racked up 11 hits, closing her debut season on The Plains with a .250 average ... scored five runs and accounted for three RBI ... swiped three bases on four attempts ... racked up 25 putouts and two assists ... first hit as a Tiger came against Notre Dame (Feb. 7) ... she scored a season high two runs against the Fighting Irish ... racked up two singles and drove in a run against Texas State (Feb. 8) ... turned in a second multi-hit performance with two singles against No. 25 Northwestern (Feb. 21) ... turned in another strong performance against a ranked opponent with two singles versus No. 5 Arizona (Feb. 22) ... fourth and final multi-hit game of the season was against Georgia Southern (March 1), going 2-for-3 with a run scored.

AT EAST CAROLINA | 2019

Started all 54 games in the outfield for ECU ... Went 4-for-4 against Campbell (March 6) ... Drove in a season-high three runs in a 2-for-4 performance against Florida Atlantic (March 8) ... Recorded 14 multi-hit games ... Batted .727 (7-11) with eight runs scored and five stolen bases through the Pirates' first three games of the season ... Credited with at least one hit in 41 games ... Finished the season with a .308 batting average and 60 total hits

AT EAST CAROLINA | 2018

Appeared in and started all 55 games in the outfield for the Pirates ... Led the team with a .282 batting average out of the leadoff position ... Paced the Pirates with 53 hits and two triples while stealing six bases ... Credited with a team-high 13 multi-hit games ... Had two three-hit games (Ball State, Feb. 23; UCF, May 5) ... Went 2-for-4 in the American Athletic Conference quarterfinals against Houston (May 10)

HIGH SCHOOL

FloSoftball.com rated King the No. 165 overall player in the nation ... Batted .469 with a .990 OPS as a senior ... Hit .440 with a .462 on-base percentage en route to earning first-team all-league honors and team's best defensive award as a junior ... Batted .440 as a sophomore en route to earning second-team All-Baseline League honors.

PERSONAL

Daughter of Mark King ... Has three siblings, Mark, Jessica and David ... Enrolled in the College of Liberal Arts.

CAREER HIGHS

AB _____ 4, vs. Notre Dame (2/7/20)
 Runs _____ 2, vs. Notre Dame (2/7/20)
 Hits _____ 2 (4x), last vs. Georgia Southern (3/1/20)
 Doubles _____
 Triples _____
 Home Runs _____
 RBI _____ 1 (3x), last vs. Jacksonville (3/10/20)
 Hit Streak _____
 On-Base Streak _____

MULTI-HIT / MULTI-RBI GAMES

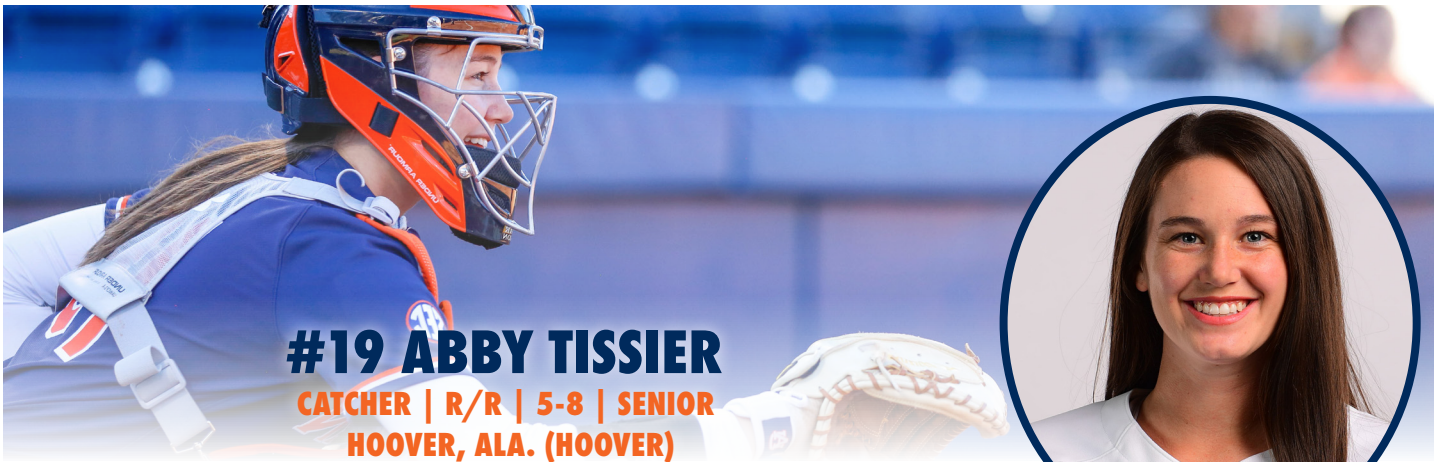
Year	Multi-Hit Games					Total	Year	Multi-RBI Games					Total
	2	3	4	5+	Total			2	3	4	5+	Total	
2020	4	-	-	-	4	4	2020	-	-	-	-	-	-
TOTAL	4	-	-	-	4	4	TOTAL	-	-	-	-	-	-

KING'S OVERALL CAREER STATS (AUBURN ONLY)

YEAR	AVG	GP-GS	AB	R	H	2B	3B	HR	RBI	TB	SLG%	BB	HBP	SO	GDP	OB%	SF	SH	SB-ATT	PO	A	E	FLD%
2020	.200	25-0	5	11	1	0	0	0	0	1	.200	0	0	0	0	.200	0	0	6-7	0	0	0	.000
TOTAL	.200	25-0	5	11	1	0	0	0	0	1	.200	0	0	0	0	.200	0	0	6-7	0	0	0	.000

KING'S SEC CAREER STATS

YEAR	AVG	GP-GS	AB	R	H	2B	3B	HR	RBI	TB	SLG%	BB	HBP	SO	GDP	OB%	SF	SH	SB-ATT	PO	A	E	FLD%
2020	.000	2-0	0	1	0	0	0	0	0	0	.000	0	0	0	0	.000	0	0	0-0	0	0	0	.000
TOTAL	.000	2-0	0	1	0	0	0	0	0	0	.000	0	0	0	0	.000	0	0	0-0	0	0	0	.000



#19 ABBY TISSIER
CATCHER | R/R | 5-8 | SENIOR
HOOVER, ALA. (HOOVER)

HONORS & AWARDS

- 2020 SEC Spring Academic Honor Roll
- 2020 Spring Alpha Sigma Candidate
- 2019-20 Athletic Director's Honor Roll
- 2019 SEC Spring Academic Honor Roll

JUNIOR SEASON | 2020

Earned 17 starts with time behind the plate and at designated player for the Tigers ... knocked six hits, including two doubles, and drove home three runs ... accounted for three runs scored ... drew four walks ... tied for fifth in the SEC with four sacrifice bunts ... threw out six would-be base stealers, tied for most in the conference ... defensively, totaled 81 putouts and 13 assists with just one error for a .989 fielding percentage ... first hit of the season was an RBI single against Notre Dame (Feb. 7) ... Drew two walks, scored a run and knocked a single against UNCW (Feb. 14) ... Slugged an RBI double against Minnesota (Feb. 28).

SOPHOMORE SEASON | 2019

Did not see action during the 2019 campaign.

FRESHMAN SEASON | 2018

Made 12 appearances at catcher and as a pinch hitter ... batted .222 with three runs scored ... carried a .364 on-base percentage and .333 slugging percentage ... made 22 putouts with one assist defensively ... first hit of career was a double vs. Delaware (Feb. 16) ... tallied first RBI and scored a run against Maryland (Feb. 18) ... crossed home plate against Southern Miss (March 12) and Alabama State (March 21).

HIGH SCHOOL

2016 North All-Star Team selection ... two-time All-Region selection ... two-time First Team ASWA All-State selection.

PERSONAL

Daughter of Wendy and Jeff Tissier ... majoring in nutrition science with minors in psychology and business.

CAREER HIGHS

AB _____ 4, at Florida (3/7/20)
 Runs _____ 1 (6x), last vs. Binghamton (3/1/20)
 Hits _____ 1 (8x), last vs. Minnesota (2/29/20)
 Doubles _____ 1 (3x), last vs. Minnesota (2/29/20)
 Triples _____
 Home Runs _____
 RBI _____ 1 (4x), vs. Binghamton (3/1/20)
 Hit Streak _____ 3, 2/13 to 2/15/20
 On-Base Streak _____ 3 (2x), last 2/13 to 2/15/20

MULTI-HIT / MULTI-RBI GAMES

Year	Multi-Hit Games					Year	Multi-RBI Games				
	2	3	4	5+	Total		2	3	4	5+	Total
2018	-	-	-	-	-	2018	-	-	-	-	-
2020	-	-	-	-	-	2020	-	-	-	-	-
TOTAL	-	-	-	-	-	TOTAL	-	-	-	-	-

TISSIER'S OVERALL CAREER STATS

YEAR	AVG	GP-GS	AB	R	H	2B	3B	HR	RBI	TB	SLG%	BB	HBP	SO	GDP	OB%	SF	SH	SB-ATT	PO	A	E	FLD%
2018	.222	12-0	9	3	2	1	0	0	1	3	.333	1	1	2	0	.364	0	0	0-0	22	1	0	1.000
2020	.182	17-17	33	3	6	2	0	0	3	8	.242	4	1	12	0	.289	0	4	0-0	81	13	1	.989
TOTAL	.190	29-17	42	6	8	3	0	0	4	11	.262	5	2	14	0	.306	0	4	0-0	103	14	1	.992

TISSIER'S SEC CAREER STATS

YEAR	AVG	GP-GS	AB	R	H	2B	3B	HR	RBI	TB	SLG%	BB	HBP	SO	GDP	OB%	SF	SH	SB-ATT	PO	A	E	FLD%
2018	.000	0-0	0	0	0	0	0	0	0	0	.000	0	0	0	0	.000	0	0	0-0	0	0	0	.000
2020	.000	2-2	4	0	0	0	0	0	0	0	.000	0	0	3	0	.000	0	0	0-0	8	1	0	1.000
TOTAL	.000	2-2	4	0	0	0	0	0	0	0	.000	0	0	3	0	.000	0	0	0-0	8	1	0	1.000



#00 ASPYN GODWIN

CATCHER/OUTFIELD | R/R | 5-8 | JUNIOR
SILVERHILL, ALA. (DAPHNE)

HONORS & AWARDS

2020 SEC Spring Academic Honor Roll
2019 First-Year SEC Academic Honor Roll

SOPHOMORE SEASON | 2020

Saw action in 21 contests, splitting time before behind the plate and at designated player ... earned a total of 13 starts as a sophomore, five starts at catcher and eight at designated player ... knocked 10 hits over 41 at-bats for a .244 average ... Totaled two multi-hit games as a sophomore ... four of her hits went for extra bases – one double, one triple, two home runs – to amass a .463 slugging percentage ... recorded five runs scored, four RBI and three walks ... perfect behind the plate with 21 putouts and three assists ... finished tied for third in the Southeastern Conference with one runner picked off ... went 2-for-2 at the plate with a double and RBI and recorded a career-high seven putouts vs. Texas State (Feb. 8) ... turned in her second multi-hit performance against UNCW (Feb. 15), slugging a solo home run against the Seahawks – her first of the season – and scored twice ... slugged another solo home run and drew a walk against Binghamton (Feb. 29) ... knocked her lone triple of the season against the Bearcats (March 1) the following game.

FRESHMAN SEASON | 2019

Appeared in 33 games, making seven starts at designated player ... finished the season with 12 hits, including four extra-base hits ... totaled 13 RBI, nine runs scored and six walks ... Totaled a nine-game, on-base streak (Feb. 10 – March 8)

and a six-game hit streak (Feb. 16 – March 8) – both were career longs ... slashed .286/.452/.375 over freshman campaign ... made her collegiate debut against Florida A&M (Feb. 10), drawing a pinch-hit walk ... recorded her first career hit with a single in her first collegiate start against Texas Tech (Feb. 16) ... slugged first collegiate home run against Villanova (Feb. 24), knocking the three-run homer in a pinch-hit appearance in the sixth inning ... Recorded two multi-hit contest against Troy (Feb. 24) and Mercer (March 8) ... tallied her first hit and RBI in Southeastern Conference play against Texas A&M (March 17) ... Knocked a two-run, pinch-hit single against Colorado State (May 18) in the Tucson Regional.

HIGH SCHOOL

Appeared in and started all 55 games in the outfield for the Pirates ... Led the team with a .282 batting average out of the leadoff position ... Paced the Pirates with 53 hits and two triples while stealing six bases ... Credited with a team-high 13 multi-hit games ... Had two three-hit games (Ball State, Feb. 23; UCF, May 5) ... Went 2-for-4 in the American Athletic Conference quarterfinals against Houston (May 10)

HIGH SCHOOL

Prepped at Daphne High School ... an All-Baldwin County selection from eighth grade through junior year ... three-time Alabama Sports Writers Association All-State catcher ... 2016 Class 6A ASWA Hitter of the Year ... selected to the AHSAA North/South All-Star Game in 2017 ... helped lead the Trojans to the Class 6A state championship game as a junior ... in three years at Daphne, batted .426 with 44 doubles,

GODWIN'S OVERALL CAREER STATS

YEAR	AVG	GP-GS	AB	R	H	2B	3B	HR	RBI	TB	SLG%	BB	HBP	SO	GDP	OB%	SF	SH	SB-ATT	PO	A	E	FLD%
2019	.286	33-7	42	9	12	2	1	1	13	19	.452	6	0	10	0	.375	0	0	1-1	1	0	0	1.000
2020	.244	21-13	41	5	10	1	1	2	4	19	.463	3	0	7	1	.295	0	2	0-0	21	3	0	1.000
TOTAL	.265	54-20	83	14	22	3	2	3	28	38	.458	9	0	17	1	.337	0	2	1-1	22	3	0	1.000

GODWIN'S SEC CAREER STATS

YEAR	AVG	GP-GS	AB	R	H	2B	3B	HR	RBI	TB	SLG%	BB	HBP	SO	GDP	OB%	SF	SH	SB-ATT	PO	A	E	FLD%
2019	.133	13-1	15	2	2	0	0	0	3	2	.133	2	0	6	0	.235	0	0	0-0	0	0	0	.000
2020	.167	3-2	6	0	1	0	0	0	0	1	.167	0	0	1	0	.167	0	2	0-0	2	0	0	1.000
TOTAL	.143	16-3	21	2	3	0	0	0	3	3	.143	2	0	7	0	.217	0	2	0-0	2	0	0	1.000



41 home runs, 136 runs batted in and 66 stolen bases ... 2018 PGF Regional (Southeast) All-American ... missed her senior season while recovering from an injury.

PERSONAL

Daughter of Jimmy and Crystal Godwin ... majoring in exercise science.

CAREER HIGHS

AB	4 (2x), last vs. Georgia Southern (2/28/20)
Runs	2 (2x), last vs. UNCW (2/15/20)
Hits	2 (4x), last vs. UNCW (2/15/20)
Doubles	2 (2x), last vs. Mercer (3/8/19)
Triples	1 (2x), last vs. Binghamton (3/1/20)
Home Runs	1 (3x), last vs. Binghamton (2/29/20)
RBI	3, vs. Villanova (2/24/19)
Hit Streak	6, 2/16 to 3/8/19
On-Base Streak	9, 2/10 to 3/8/19

MULTI-HIT / MULTI-RBI GAMES

Year	Multi-Hit Games					Total	Year	Multi-RBI Games					Total
	2	3	4	5+	2			3	4	5+			
2019	2	-	-	-	2	2	2019	1	1	-	-	2	
2020	2	-	-	-	2	2	2020	-	-	-	-	-	
TOTAL	4	-	-	-	4	4	TOTAL	1	1	-	-	2	





#43 HALEY NILLEN

CATCHER | R/R | 5-10 | JUNIOR
SPRING, TEXAS (OAK RIDGE)

HONORS & AWARDS

2020 SEC Spring Academic Honor Roll
2019 First-Year SEC Academic Honor Roll

SOPHOMORE SEASON | 2020

Saw action in 25 contests and earned 22 starts, splitting time at both designated plate and catcher ... recorded 11 hits, including five doubles, to drive in seven runs ... crossed home plate five times ... drew seven walks, ranking third on the squad, and drew two hit by pitches for a .308 on-base percentage ... tallied 41 putouts and one assist behind the dish ... drove in a career-high two RBI with a couple singles against UNCW (Feb. 14) ... knocked an RBI double against Alabama State (Feb. 15) ... set a career high with three hits, including a double against Georgia Southern (March 1) ... picked up an RBI and scored a run against the Eagles ... knocked a career-high two doubles, driving in two runs, at Jacksonville (March 10).

FRESHMAN SEASON | 2019

Appeared in 18 games in her first season at Auburn ... made her first career start against UAB (Feb. 14) ... recorded her first career hit against Florida A&M (Feb. 10) ... drove in her first run with a game-ending double against Mercer (March 8) ... drove in her second run on the season at Georgia State (March 13) ... drew a walk in her only NCAA Regional at bat against Arizona (May 19).

HIGH SCHOOL

Prepped at Oak Ridge High School where she was a four-year varsity starter ... three-time first-team all-district catcher ... four-year all-academic honoree ... two-time

district defensive most valuable player ... all-county selection ... helped guide the War Eagles to their first state tournament appearance in school history during her senior year ... led ORHS to a 26-12 record and a UIL Class 6A semifinal berth in her senior season ... 2018 PGF Regional (Southwest) All-American.

PERSONAL

Daughter of Matt and Val Nillen ... has three siblings, Mattie, Cameron and Rylee ... majoring in psychology with a minor in sports coaching.

CAREER HIGHS

AB _____ 5, vs. UNCW (2/14/20)
Runs _____ 1 (5x), last vs. Georgia Southern (3/1/20)
Hits _____ 3, vs. Georgia Southern (3/1/20)
Doubles _____ 2, at Jacksonville (3/10/20)
Triples _____
Home Runs _____
RBI _____ 1 (3x), last vs. Jacksonville (3/10/20)
Hit Streak _____ 2, 3/8 to 3/13/19
On-Base Streak _____

MULTI-HIT / MULTI-RBI GAMES

Year	Multi-Hit Games					Total	Year	Multi-RBI Games					Total
	2	3	4	5+				2	3	4	5+		
2019	-	-	-	-	-	-	2019	-	-	-	-	-	
2020	2	1	-	-	3	3	2020	2	-	-	-	2	
TOTAL	2	1	-	-	3	3	TOTAL	2	-	-	-	2	

NILLEN'S OVERALL CAREER STATS

YEAR	AVG	GP-GS	AB	R	H	2B	3B	HR	RBI	TB	SLG%	BB	HBP	SO	GDP	OB%	SF	SH	SB-ATT	PO	A	E	FLD%
2019	.286	18-1	14	0	4	1	0	0	2	5	.357	1	0	4	0	.333	0	0	1-1	26	2	0	1.000
2020	.196	25-22	56	5	11	5	0	0	7	16	.286	7	2	4	1	.308	0	1	0-0	41	1	4	.913
TOTAL	.214	43-23	70	5	15	6	0	0	9	21	.300	8	2	8	1	.313	0	1	1-1	67	3	4	.946

NILLEN'S SEC CAREER STATS

YEAR	AVG	GP-GS	AB	R	H	2B	3B	HR	RBI	TB	SLG%	BB	HBP	SO	GDP	OB%	SF	SH	SB-ATT	PO	A	E	FLD%
2019	.000	3-0	3	0	0	0	0	0	0	0	.000	0	0	2	0	.000	0	0	0-0	3	1	0	1.000
2020	.000	3-2	3	0	0	0	0	0	0	0	.000	1	1	0	0	.400	0	1	0-0	0	0	1	.000
TOTAL	.000	6-2	6	0	0	0	0	0	0	0	.000	1	1	2	0	.250	0	1	0-0	3	1	1	.800



#1 SAMANTHA YARBROUGH

RIGHT-HANDED PITCHER | R/R | 5-6 | JUNIOR
FAIRHOPE, ALA. (SOUTH ALABAMA)



HONORS & AWARDS

2019-20 First-Year SEC Academic Honor Roll

Softball America Top 100 Players of 2020 (No. 67)

SEC Co-Pitcher of the Week (March 2, 2020)

SOPHOMORE SEASON | 2020

Appeared in 13 contests, mostly as a reliever, while earning three starts in the circle ... two of her three starters were complete-game efforts ... masterful in her debut season with the Tigers, posting a perfect 6-0 record in the circle with one save to her credit ... allowed just eight earned runs over 48.2 innings pitched for a team-low 1.15 earned run average ... finished the season ranked sixth in the Southeastern Conference and 28th nationally in ERA ... led Auburn's staff with 53 strikeouts, the 12th most in the SEC ... Averaged 7.6 strikeouts per seven innings, the 11th-highest mark among all conference pitchers ... allowed just 24 hits to hold opponents to a .147 average at the plate, the seventh-lowest mark in the SEC ... ranked fourth in the conference and 10th in all of Division I softball with a 3.45 hits allowed per seven inning mark ... made Auburn debut in a relief appearance in the season opener against Baylor (Feb. 7) ... tossed six innings of relief against Texas State (Feb. 8), allowing just one hit while fanning seven to secure her first win of the season ... earned a second victory of her sophomore campaign tossing four innings of no-hit softball against Alabama State (Feb. 15), striking out four in the outing ... first start of the season came against No. 18 Minnesota (Feb. 29) during the Tiger Invitational, as she one-hit the Gophers in the complete-game 5-1 victory ... continued her Tiger Invitational success earning a save against Binghamton (March 1) as she struck out seven over 3.0 innings of relief ... Capped the Tiger Invitational with a shutdown performance against Georgia Southern (March 1), allowing just one hit and striking

out four over 3.1 innings to earn the victory in relief ... her efforts over the Tiger Invitational earned SEC Co-Pitcher of the Week honors (March 2) ... making her SEC debut at No. 7 Florida, held the Gators to one run over a career-high 10 innings of work while striking out eight in the appearance ... the run allowed in Gainesville ended a streak of 16.1 consecutive innings of scoreless softball for the sophomore ... closed the season with a complete-game performance at Jacksonville (March 10), striking out a career-high 10.

AT SOUTH ALABAMA | 2019

Appeared in 13 contests, mostly as a reliever, while earning three starts in the circle ... two of her three starters were complete-game efforts ... masterful in her debut season with the Tigers, posting a perfect 6-0 record in the circle with one save to her credit ... allowed just eight earned runs over 48.2 innings pitched for a team-low 1.15 earned run average ... finished the season ranked sixth in the Southeastern Conference and 28th nationally in ERA ... led Auburn's staff with 53 strikeouts, the 12th most in the SEC ... Averaged 7.6 strikeouts per seven innings, the 11th-highest mark among all conference pitchers ... allowed just 24 hits to hold opponents to a .147 average at the plate, the seventh-lowest mark in the SEC ... ranked fourth in the conference and 10th in all of Division I softball with a 3.45 hits allowed per seven inning mark ... made Auburn debut in a relief appearance in the season opener against Baylor (Feb. 7) ... tossed six innings of relief against Texas State (Feb. 8), allowing just one hit while fanning seven to secure her first win of the season ... earned a second victory of her sophomore campaign tossing four innings of no-hit softball against Alabama State (Feb. 15), striking out four in the outing ... first start of the season came against No. 18 Minnesota (Feb. 29) during the Tiger Invitational, as she one-hit the Gophers in the complete-game 5-1 victory ... continued her Tiger

YARBROUGH'S OVERALL CAREER STATS (AUBURN ONLY)

YEAR	ERA	W-L	APP	GS	CG	SHO	SV	IP	H	R	ER	BB	SO	2B	3B	HR	BF	BAVG	WP	HBP	BK	SFA	SHA
2020	1.15	6-0	13	3	2	0/2	1	48.2	24	11	8	25	53	5	0	1	197	.147	3	3	0	1	5
TOTAL	1.15	6-0	13	3	2	0/2	1	48.2	24	11	8	25	53	5	0	1	197	.147	3	3	0	1	5

YARBROUGH'S SEC CAREER STATS

YEAR	ERA	W-L	APP	GS	CG	SHO	SV	IP	H	R	ER	BB	SO	2B	3B	HR	BF	BAVG	WP	HBP	BK	SFA	SHA
2020	0.70	0-0	1	1	0	0/0	0	10.0	10	1	1	3	8	2	0	0	42	.256	0	0	0	0	0
TOTAL	0.70	0-0	1	1	0	0/0	0	10.0	10	1	1	3	8	2	0	0	42	.256	0	0	0	0	0



JUNIORS

Invitational success earning a save against Binghamton (March 1) as she struck out seven over 3.0 innings of relief ... Capped the Tiger Invitational with a shutdown performance against Georgia Southern (March 1), allowing just one hit and striking out four over 3.1 innings to earn the victory in relief ... her efforts over the Tiger Invitational earned SEC Co-Pitcher of the Week honors (March 2) ... making her SEC debut at No. 7 Florida, held the Gators to one run over a career-high 10 innings of work while striking out eight in the appearance ... the run allowed in Gainesville ended a streak of 16.1 consecutive innings of scoreless softball for the sophomore ... closed the season with a complete-game performance at Jacksonville (March 10), striking out a career-high 10.

HIGH SCHOOL

Concluded her prep career with a two-season stint at Fairhope High School after playing at Macon-East High, Pike Liberal Arts School and Charles Henderson High ... named AL.com Coastal Alabama Softball Player of the Year as a junior and senior ... an Alabama Sports Writers Association Super 10 All-State Softball team selection ... named ASWA Class 7A Player of the Year as a senior; finished third in 2018 Miss Softball voting ... batted .431 with 10 home runs, 43 RBI and 54 runs scored while going 13-2 with a 1.12 ERA and 124 strikeouts in the circle as a senior ... as a junior, recorded 294 strikeouts with a 28-6 record, including four saves, and 1.72 ERA and four no-hitters in 188 innings to go along with 14 home runs, 57 runs scored and 56 RBI ... helped Pirates to Class 7A state championship after coming through the loser's bracket and winning six straight games, including four on the final day; had at least one hit in those six wins and nine RBI during the state tournament ... batted .517 as a freshman at PLAS; selected to the AISA Class AAA all-tournament team as a sophomore.

PERSONAL

Daughter of Chad and Melissa Yarbrough ... has one younger sister ... Father played football at Troy (1992-94) and uncle, Mike Armstrong, Jr., also played football at Troy (1994) ... majoring in apparel merchandising - product design and management.

CAREER HIGHS

Innings	10.0, at Florida (3/7/20)
Hits	10, at Florida (3/7/20)
Runs	4, vs. Arizona State (2/20/20)
Earned Runs	4, vs. Arizona State (2/20/20)
Walks	3, (4x), last at Florida (3/7/20)
Strikeouts	10, at Jacksonville (3/10/20)
Complete games	2x, last at Jacksonville (3/10/20)
Struck out multiple batters	9x, last at Jacksonville (3/10/20)

CAREER LOWS

Allowed one earned run or fewer	8x, last at Jacksonville (3/10/20)
Walks	0, vs. Binghamton (3/1/20)
Hits	0 (2x), last vs. Binghamton (3/1/20)
Runs	0 (4x), last vs. Georgia Southern (3/1/20)
Earned Runs	0 (5x), last vs. Georgia Southern (3/1/20)

MINIMUM 2.0 IP

CAREER RECORD

at Jane B. Moore Field	4-0
Road	1-0
Neutral	1-0
vs. SEC	0-0





#34 KK DISMUKES

**RIGHT-HANDED PITCHER | R/R | 5-11 | SOPHOMORE
HOLTVILLE, ALA. (HOLTVILLE)**

HONORS & AWARDS

- 2019-20 First-Year SEC Academic Honor Roll
- 2019-20 Athletic Director's Honor Roll

FRESHMAN SEASON | 2020

Missed the majority of the season recovering from an injury sustained prior to Auburn ... made her collegiate debut in a rehab start against Binghamton (March 1), striking out two ... tossed 1.2 innings of scoreless relief in her SEC debut at Florida (March 6) ... she fanned one in the appearance ... gave up just one run and three hits in a second relief appearance against the Gators on March 7.

HIGH SCHOOL

Prepped at Holtville High School ... Alabama Gatorade Player of the Year winner ... five-time ASWA all-state selection ... named the Elmore County Softball Player of the Year by the Wetumpka Herald as a senior ... concluded her senior season with a 33-7 pitching record while posting a 1.23 ERA, striking out 316 batters in 842 plate appearances in addition to 24 complete games and 12 shutouts, which included a perfect game against Wetumpka on Holtville's senior night ... had 15 games as a senior with 10-or-more strikeouts ... opponents batted .158 against her in 2019, while giving up only five extra-base hits in 211 innings pitched ... at the plate, she batted .587 with 23 home runs and 70 RBI before finishing the season with a 1.915 OPS.

PERSONAL

Daughter of Amanda and Doug Dismukes ... has one brother, Dylan ... majoring in computer science.

CAREER HIGHS

Innings	1.2, at Florida (3/6/20)
Hits	3 (2x), last at Florida (3/7/20)
Runs	3, vs. Binghamton (3/1/20)
Earned Runs	3, vs. Binghamton (3/1/20)
Walks	2, vs. Binghamton (3/1/20)
Strikeouts	2, vs. Binghamton (3/1/20)
Complete games	
Struck out multiple batters	1, vs. Binghamton (3/1/20)

CAREER LOWS

Allowed one earned run or fewer	
Walks	
Hits	
Runs	
Earned Runs	

MINIMUM 2.0 IP

CAREER RECORD

at Jane B. Moore Field	0-0
Road	0-1
Neutral	0-0
vs. SEC	0-1

DISMUKES' OVERALL CAREER STATS

YEAR	ERA	W-L	APP	GS	CG	SHO	SV	IP	H	R	ER	BB	SO	2B	3B	HR	BF	BAVG	WP	HBP	BK	SFA	SHA
2020	12.00	0-1	3	1	0	0/0	0	2.1	6	4	4	2	3	0	0	0	16	.462	0	0	0	0	1
TOTAL	12.00	0-1	3	1	0	0/0	0	2.1	6	4	4	2	3	0	0	0	16	.462	0	0	0	0	1

DISMUKES' SEC CAREER STATS

YEAR	ERA	W-L	APP	GS	CG	SHO	SV	IP	H	R	ER	BB	SO	2B	3B	HR	BF	BAVG	WP	HBP	BK	SFA	SHA
2020	4.20	0-1	2	0	0	0/0	0	1.2	3	1	1	0	1	0	0	0	9	.375	0	0	0	0	1
TOTAL	4.20	0-1	2	0	0	0/0	0	1.2	3	1	1	0	1	0	0	0	9	.375	0	0	0	0	1



#17 MAIA ENGELKES

INFIELD | R/R | 5-11 | SOPHOMORE
SIOUX FALLS, S.D. (HARRISBURG)

HONORS & AWARDS

2019-20 First-Year SEC Academic Honor Roll
2019-20 Athletic Director's Honor Roll

FRESHMAN SEASON | 2020

Appeared in 16 contests while earning six starts, primarily in the outfield, over her debut season ... totaled three hits, including a home run, to drive in four runs ... in 14 attempts, successfully advanced runners on seven occasions ... accounted for four runs scored ... drew a walk and one hit by pitch over the course of the season ... fielding nine putouts defensively ... made collegiate debut as a pinch hitter against Notre Dame (Feb. 7) ... making her first collegiate start versus UNCW (Feb. 14), knock the first hit of her career while scoring a run ... slugged a two-run home run, the first of her career, versus Alabama (Feb. 15) ... it was her lone multi-RBI game of her freshman season ... made her SEC debut as a pinch hitter at Florida (March 6).

HIGH SCHOOL

Prepped at Harrisburg High School ... graduated valedictorian of her senior class ... awarded "Academic Excellence Award" presented by ASBSD for achieving top one percent of graduating seniors in South Dakota ... earned co-captain status while also being named her team's defensive most valuable player ... All-State South Dakota high school softball award ... South Dakota Class A Fastpitch All-Tournament Team ... PGF All-American Watchlist ... PGF All-Region team.

PERSONAL

Daughter of Dan and Tamera Engelkes ... has one sister, Emily, and one brother, Cody ... majoring in biomedical sciences (pre-medicine).

CAREER HIGHS

AB	4, vs. UNCW (2/14/20)
Runs	1 (4x), last vs. UNCW (2/16/20)
Hits	1 (3x), last vs. UNCW (2/15/20)
Doubles	
Triples	
Home Runs	1, vs. Alabama State (2/15/20)
RBI	2, vs. Alabama State (2/15/20)
Hit Streak	2, 2/15/20
On-Base Streak	3, 2/15 to 2/16/20

MULTI-HIT / MULTI-RBI GAMES

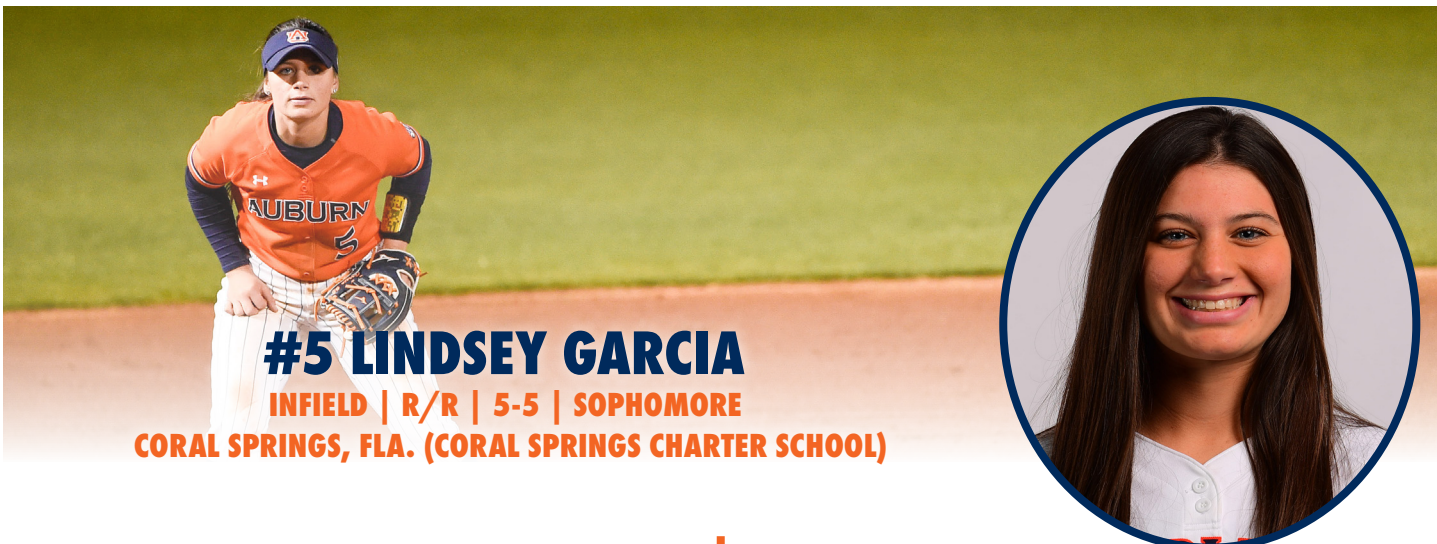
Year	Multi-Hit Games					Multi-RBI Games				
	2	3	4	5+	Total	2	3	4	5+	Total
2020	-	-	-	-	-	1	-	-	-	1
TOTAL	-	-	-	-	-	1	-	-	-	1

ENGELKES' OVERALL CAREER STATS

YEAR	AVG	GP-GS	AB	R	H	2B	3B	HR	RBI	TB	SLG%	BB	HBP	SO	GDP	OB%	SF	SH	SB-ATT	PO	A	E	FLD%
2020	.136	16-6	22	4	3	0	0	1	4	6	.273	1	1	4	1	.208	0	0	0-0	9	0	1	.900
TOTAL	.136	16-6	22	4	3	0	0	1	4	6	.273	1	1	4	1	.208	0	0	0-0	9	0	1	.900

ENGELKES' OVERALL CAREER STATS

YEAR	AVG	GP-GS	AB	R	H	2B	3B	HR	RBI	TB	SLG%	BB	HBP	SO	GDP	OB%	SF	SH	SB-ATT	PO	A	E	FLD%
2020	.000	2-0	0	0	0	0	0	0	0	0	.000	0	0	2	0	.000	0	0	0-0	0	0	0	.000
TOTAL	.000	2-0	0	0	0	0	0	0	0	0	.000	0	0	2	0	.000	0	0	0-0	0	0	0	.000



#5 LINDSEY GARCIA

INFIELD | R/R | 5-5 | SOPHOMORE

CORAL SPRINGS, FLA. (CORAL SPRINGS CHARTER SCHOOL)

HONORS & AWARDS

2019-20 First-Year SEC Academic Honor Roll

FRESHMAN SEASON | 2020

Appeared in 19 contests as a true freshman, earning a total of four starts ... two of her starts came at third base and two at designated player ... held a .263 average after going 5-for-19 at the plate ... scored seven runs for the Tigers ... four of her five hits went for extra bases — three doubles, one triple ... closed season with a .526 slugging clip and drove in four runs ... drew three walks and one hit by pitch to post a .391 on-base percentage ... made collegiate debut as a pinch runner against Liberty (Feb. 8) ... scored the first run of her career versus UNCW (Feb. 14) ... set career high in hits going 2-for-2, slugging her first collegiate double and RBI against Alabama State (Feb. 14) ... it was her lone multi-hit contest of the season ... slugged the first triple of her career against No. 18 Minnesota (Feb. 28) ... knocked a pitch-hit RBI double against the Gophers (Feb. 29) the following day and swiped the first base of her career ... made her SEC debut as a pinch hitter at No. 7 Florida (March 6).

HIGH SCHOOL

Prepped at Coral Springs Charter School ... one of two players to ever win five FHSAA state championships in the state of Florida ... over five years, Coral Springs Charter went 144-7 with Garcia in the lineup ... two-time Miami Herald/Sun Sentinel Class 6A-1A softball player of the year ... finished her senior season batting .549 with 45 hits, 10 home runs, 54 runs scored, 44 RBI, 23 stolen bases and a .644 on-base percentage ... a career .458 batter in high school with 183 hits, 149 RBI and 23 home runs ... four-time all-county and all-state selection ... 2019 MaxPreps first team All-American ... 2019 Florida Dairy Farmers Miss Softball

... 2019 PGF All-American Watch List ... won a FHSAA bowling state championship.

PERSONAL

Daughter of Ginny and Andy Garcia ... has one sister, Madison ... majoring in biomedical sciences.

CAREER HIGHS

AB	3 (2x), last vs. Minnesota (2/29/20)
Runs	1 (7x), last vs. Georgia State (3/11/20)
Hits	2, vs. Alabama State (2/14/20)
Doubles	1 (3x), last vs. Georgia State (3/11/20)
Triples	1, vs. Minnesota (2/28/20)
Home Runs	
RBI	1 (4x), last vs. Binghamton (2/29/20)
Hit Streak	2, 2/28 to 2/29/20
On-Base Streak	3, 2/28 to 2/29/20

MULTI-HIT / MULTI-RBI GAMES

Year	Multi-Hit Games					Total	Year	Multi-RBI Games					Total
	2	3	4	5+	2			3	4	5+			
2020	1	-	-	-	-	1	2020	-	-	-	-	-	
TOTAL	1	-	-	-	-	1	TOTAL	-	-	-	-	-	

GARCIA'S OVERALL CAREER STATS

YEAR	AVG	GP-GS	AB	R	H	2B	3B	HR	RBI	TB	SLG%	BB	HBP	SO	GDP	OB%	SF	SH	SB-ATT	PO	A	E	FLD%
2020	.263	19-4	19	7	5	3	1	0	4	10	.526	3	1	7	0	.391	0	0	1-1	1	4	0	1.000
TOTAL	.263	19-4	19	7	5	3	1	0	4	10	.526	3	1	7	0	.391	0	0	1-1	1	4	0	1.000

GARCIA'S OVERALL CAREER STATS

YEAR	AVG	GP-GS	AB	R	H	2B	3B	HR	RBI	TB	SLG%	BB	HBP	SO	GDP	OB%	SF	SH	SB-ATT	PO	A	E	FLD%
2020	.000	3-0	2	0	0	0	0	0	0	0	.000	1	0	0	0	.333	0	0	0-0	0	0	0	.000
TOTAL	.000	3-0	2	0	0	0	0	0	0	0	.000	1	0	0	0	.333	0	0	0-0	0	0	0	.000



#77 MADDISON KOEPKE

INFIELD | R/R | 5-6 | SOPHOMORE
DACULA, GA. (MILL CREEK)



HONORS & AWARDS

2019-20 First-Year SEC Academic Honor Roll
2019-20 Athletic Director's Honor Roll

FRESHMAN SEASON | 2020

Appeared in 19 contests, earning 17 starts at second base during her freshman campaign ... totaled 10 hits and accounted for three runs scored ... slugged one double and one triple for a .333 slugging percentage ... tallied eight RBI over her debut season ... drew a pair of walks and added two hit by pitches ... recorded 26 putouts and 29 assists ... earned the start at second base in the season opener against Baylor (Feb. 7) ... first collegiate hit was a three-run homer run against Liberty (Feb. 8) ... tallied first multi hit game against Alabama State (Feb. 14) with help of her first career triple ... went 2-for-2 with a run scored and RBI versus UNCW (Feb. 16).

HIGH SCHOOL

Prepped at Mill Creek High School ... graduated as the school's all-time leader in at-bats (391) and home runs (20) ... concluded her prep career with 147 career hits, 114 RBI, 25 doubles and a .376 batting average ... three-time GADC all-state selection ... four-time Gwinnett Daily Post first-team all-county honoree ... three-time Gwinnett Diamond Club selection ... PGF All-American ... 2018 Marine Corps Distinguished Athlete award winner ... GADC 2018 7A state co-player of the year ... 2018 Gatorade Player of the Year finalist ... 2018 Mill Creek female athlete of the year ... 2018 Super Six Selection.

PERSONAL

Daughter of Mark and Kathy Koepke ... has one sister, Mallory ... majoring in animal sciences (animals and allied industries) with minors in sports coaching and public health.

CAREER HIGHS

AB	3 (10x), at Florida (3/7/20)
Runs	1 (3x), last vs. Georgia Southern (2/28/20)
Hits	2 (2x), last vs. UNCW (2/16/20)
Doubles	
Triples	1, vs. Alabama State (2/14/20)
Home Runs	1, vs. Liberty (2/8/20)
RBI	3, vs. Liberty (2/8/20)
Hit Streak	3, 2/8 to 2/9/20
On-Base Streak	3, 2/8 to 2/9/20

MULTI-HIT / MULTI-RBI GAMES

Year	Multi-Hit Games					Total	Year	Multi-RBI Games					Total
	2	3	4	5+	2			3	4	5+			
2020	2	-	-	-	2	2020	-	1	-	-	1		
TOTAL	2	-	-	-	2	TOTAL	-	1	-	-	1		

KOEPKE'S OVERALL CAREER STATS

YEAR	AVG	GP-GS	AB	R	H	2B	3B	HR	RBI	TB	SLG%	BB	HBP	SO	GDP	OB%	SF	SH	SB-ATT	PO	A	E	FLD%
2020	.222	19-17	45	3	10	0	1	1	8	15	.333	2	2	12	0	.280	1	1	1-2	26	29	7	.887
TOTAL	.222	19-17	45	3	10	0	1	1	8	15	.333	2	2	12	0	.280	1	1	1-2	26	29	7	.887

KOEPKE'S OVERALL CAREER STATS

YEAR	AVG	GP-GS	AB	R	H	2B	3B	HR	RBI	TB	SLG%	BB	HBP	SO	GDP	OB%	SF	SH	SB-ATT	PO	A	E	FLD%
2020	.000	1-0	3	0	0	0	0	0	0	0	.000	0	0	2	0	.000	0	0	0-0	1	0	1	.500
TOTAL	.000	1-0	3	0	0	0	0	0	0	0	.000	0	0	2	0	.000	0	0	0-0	1	0	1	.500



#11 MADDIE MAJORS

OUTFIELD/FIRST BASE | L/R | 5-8 | SOPHOMORE
BIRMINGHAM, ALA. (SPAIN PARK)



HONORS & AWARDS

2019-20 First-Year SEC Academic Honor Roll
2019-20 Athletic Director's Honor Roll

FRESHMAN SEASON | 2020

Appeared in four contests, primarily as a pinch hitter ... credited with four at-bats over her debut season ... drew one hit by pitch to help post a .200 on-base percentage ... Made collegiate debut as a pinch hitter versus Alabama State (Feb. 14) ... reached base for the first time in her career via a hit by pitch versus UNCW (Feb. 15) ... set career high with two at-bats versus Binghamton (Feb. 29).

HIGH SCHOOL

Prepped at Spark Park High School ... selected to the NFCA All-Region softball team ... first-team NFCA All-American in 2018 and 2019 ... second-team NFCA All-American in 2017 ... Alabama Sports Writers Association first-team selection ... ASWA Super All-State first team ... AHSAA Class 7A state runner-up in 2016 and 2018 ... helped the Jaguars win five consecutive area championships ... AHSAA North/South All-Star team selection.

PERSONAL

Daughter of Greg and Julie Majors ... has one brother, Jake ... her mom, Julie, is an Auburn alum ... majoring in collaborative special education.

CAREER HIGHS

AB _____, 2, vs. Binghamton (2/29/20)
Runs _____
Hits _____
Doubles _____
Triples _____
Home Runs _____
RBI _____
Hit Streak _____
On-Base Streak _____

MULTI-HIT / MULTI-RBI GAMES

Year	Multi-Hit Games					Multi-RBI Games				
	2	3	4	5+	Total	2	3	4	5+	Total
2020	-	-	-	-	-	-	-	-	-	-
TOTAL	-	-	-	-	-	-	-	-	-	-

MAJOR'S OVERALL CAREER STATS

YEAR	AVG	GP-GS	AB	R	H	2B	3B	HR	RBI	TB	SLG%	BB	HBP	SO	GDP	OB%	SF	SH	SB-ATT	PO	A	E	FLD%
2020	.000	4-0	4	0	0	0	0	0	0	0	.000	0	1	1	1	.200	0	0	0-0	1	0	0	1.000
TOTAL	.000	4-0	4	0	0	0	0	0	0	0	.000	0	1	1	1	.200	0	0	0-0	1	0	0	1.000

MAJOR'S OVERALL CAREER STATS

YEAR	AVG	GP-GS	AB	R	H	2B	3B	HR	RBI	TB	SLG%	BB	HBP	SO	GDP	OB%	SF	SH	SB-ATT	PO	A	E	FLD%
2020	.000	0-0	0	0	0	0	0	0	0	0	.000	0	0	0	0	.000	0	0	0-0	0	0	0	.000
TOTAL	.000	0-0	0	0	0	0	0	0	0	0	.000	0	0	0	0	.000	0	0	0-0	0	0	0	.000



#12 CARLEE MCCONDICHIE

UTILITY | L/R | 5-7 | SOPHOMORE
BIRMINGHAM, ALA. (GARDENDALE)

HONORS & AWARDS

2019-20 First-Year SEC Academic Honor Roll
SEC Co-Freshman of the Week (March 2, 2020)

FRESHMAN SEASON | 2020

Appeared in 22 contests, primarily as a pinch hitter and reserve infielder, before earning a starting role at second base ... started 10 games as a true freshman for the Tigers ... held a .469 average at the plate, fifth highest in the SEC, behind 15 hits ... Auburn's most successful hitter off the bench, going 3-for-4 in pinch-hit opportunities ... slugged one double and one triple for a .592 slugging mark ... finished third on the team with 10 runs scored while driving in seven ... drew five walks en route to a .541 on-base percentage, which ranked 11th in the conference ... closed her debut season 4-for-5 in stolen base attempts ... committed just one error for a .972 fielding percentage at second base ... recorded 16 putouts and 21 assists ... led the Tigers in SEC play with a .500 average after going 4-for-8 in the lone series of the shortened season ... made collegiate debut as a pinch runner versus Notre Dame (Feb. 7) ... scored first collegiate run and swiped the first base of her career against Texas State (Feb. 8) ... drew her first walk in a pinch-hit appearance versus Alabama State (Feb. 14) ... knocked the first base hit of her career in a rematch with the Hornets (Feb. 15) ... drove in her first run with an RBI single against UNCW (Feb. 15) ... followed up with a solo home run against the Seahawks the following day (Feb. 16) ... went 2-for-2 with a run score and RBI against No. 18 Minnesota (Feb. 28) for her first multi-hit performance ... set a career-high in hits and runs scored after knocking three singles and crossing home plate three times against Binghamton (March 1) ... her lone multi-RBI performance of the season came against Georgia Southern (March 1) as she drove in two with the help of her first collegiate double ... her efforts over the Tiger Invitational (Feb. 28-March 1) earned her Co-SEC Freshman of the Week honors ... matched her career high in hits after going 3-for-3 at No. 7 Florida (March 8).

HIGH SCHOOL

Prepped at Gardendale High School ... four-time Alabama Sports Writers Association Class 6A All-State selection ... the Birmingham Kiwanis Club Softball Player of the Year in 2019 ... MaxPreps All-American second team honoree ... named the ASWA Class 6A Player of the Year ... concluded her senior season with 74 runs scored and 61 RBI ... held a .494 average at the plate ... as a senior, had 29 doubles, 11 triples to go along with 88 total hits and produced 2.2 runs per game.

PERSONAL

Daughter of Kip and Misty McCondichie ... has one brother, Cayden ... majoring in public relations

CAREER HIGHS

AB	4 (2x), last vs. Binghamton (3/1/20)
Runs	3, vs. Binghamton (3/1/20)
Hits	3 (2x), last at Florida (3/8/20)
Doubles	1, vs. Georgia Southern (3/1/20)
Triples	
Home Runs	1, vs. UNCW (2/16/20)
RBI	2, vs. Georgia Southern (3/1/20)
Hit Streak	5, 2/28 to 3/6/20
On-Base Streak	6 2/28 to 3/6/20

MULTI-HIT / MULTI-RBI GAMES

Year	Multi-Hit Games					Total	Year	Multi-RBI Games					Total
	2	3	4	5+				2	3	4	5+		
2020	1	2	-	-	3	3	2020	1	-	-	-	1	
TOTAL	1	2	-	-	3	3	TOTAL	1	-	-	-	1	

MCCONDICHIE'S OVERALL CAREER STATS

YEAR	AVG	GP-GS	AB	R	H	2B	3B	HR	RBI	TB	SLG%	BB	HBP	SO	GDP	OB%	SF	SH	SB-ATT	PO	A	E	FLD%
2020	.469	22-10	32	10	15	1	0	1	7	19	.594	5	0	4	0	.541	0	0	4-5	16	21	1	.974
TOTAL	.469	22-10	32	10	15	1	0	1	7	19	.594	5	0	4	0	.541	0	0	4-5	16	21	1	.974

MCCONDICHIE'S OVERALL CAREER STATS

YEAR	AVG	GP-GS	AB	R	H	2B	3B	HR	RBI	TB	SLG%	BB	HBP	SO	GDP	OB%	SF	SH	SB-ATT	PO	A	E	FLD%
2020	.500	3-3	8	0	4	0	0	0	0	4	.500	0	0	2	0	.500	0	0	0-1	6	6	1	.923
TOTAL	.500	3-3	8	0	4	0	0	0	0	4	.500	0	0	2	0	.500	0	0	0-1	5	6	1	.923



#7 DENVER BRYANT

INFIELD | R/R | 5-6 | FRESHMAN
ALBANY, GA. (DOUGHERTY)

HIGH SCHOOL

Made the switch to softball after playing baseball for the majority of her prep career ... one of the youngest members on the United States Women's National Baseball Team, joining the development program in the summer of 2017... competing in her first full season of softball, led the state of Georgia's Class 4A with a .759 average at the plate ... knocked 12 home runs to help tally a 1.834 slugging clip ... speedy on the base paths with 35 stolen bases ... rounded out senior campaign with a .824 on-base percentage ... tabbed to the All-Region First Team ... selected 4A Player of the Year and Defensive Player of the Year ... her .759 average was the highest in the history of Dougherty High School.

PERSONAL

Full name is Denver Amber Bryant ... born on July 12, 2002 ... daughter of Valiere Howell and Darin Bryant ... has six siblings, Dwan, DomoniQue, DaRian, Donovan, Dannielle and Drake ... her mother played softball at Albany Junior College while her sister, DomoniQue, played softball at Albany State ... enrolled in the College of Education.



#2 SYDNEY COX

UTILITY | L/R | 5-3 | FRESHMAN
ASHEBORO, N.C. (ASHEBORO)

HIGH SCHOOL

Served as team captain for Asheboro High School since her freshman season ... three-time all-conference, all-county and all-district honoree ... brought home all-state honors in 2018 and 2019 ... ranked one of the top 100 recruits of the 2020 signing class by ExtralNning Softball and Flo Softball ... recorded a .665 average at the plate as a junior ... added a .730 on-base percentage and a 1.155 slugging clip ... senior season was canceled due to COVID-19 ... competed for the Carolina Cardinals club team ... led the Cardinals to the 2017 and 2018 USA Fast Pitch Girls A18-U National Championship ... closed her 2019 club season with a .434 batting average ... totaled 18 doubles, six triples and 11 home runs ... added 39 RBI and scored a staggering 73 runs ... ended the season with a .576 on-base percentage and a .814 slugging mark.

PERSONAL

Full name is Sydney Bree Cox ... born on August 3, 2002 ... daughter of Robbie and Suzanne Cox ... has an older brother, Andrew ... her father played baseball at High Point University from 1992-96 ... majoring in pre-business.



#24 REENA FALISI
OUTFIELD | L/L | 5-0 | FRESHMAN
GAINESVILLE, FLA. (OAK HALL)

HIGH SCHOOL

Competed exclusively with Alabama Sparks Elite club program ... Oak Hall High School does not field a softball program ... led the Sparks to the USA Softball 18U National Championship ... led the club to a top-five finish at PGF 18U Nationals ... turned in top-16 performances at ASA 14U Nationals, ASA 16U Nationals and JO 16U Cup ... recorded a .417 batting average coupled with a .547 on-base percentage during her first season with the Sparks ... posted a .396 average with a .518 on-base clip the following season ... closed the 2019 club season with a .407 average while adding a .532 on-base percentage.

PERSONAL

Full name is Reena Maria Falisi ... born on May 24, 2002 ... daughter of Ross and Dawn Falisi ... has a younger brother, Rocco ... enrolled in the College of Sciences and Mathematics.



#3 PAIGE GERAGHTY
OUTFIELD | L/R | 5-8 | FRESHMAN
FRANKFORT, ILL. (LINCOLN-WAY EAST)

HIGH SCHOOL

One of the top recruits of the 2020 class with a No. 21 ranking by Extra Inning Softball ... turned in a batting average of over .450 during all four seasons of varsity competition at Lincoln-Way East, including a career-high .596 batting average over the 2019 season ... helped Lincoln-Way East to a second-place finish at state competition ... two-time All-Conference honoree ... turned in an All-Area and All-State performance during her junior season ... selected to the PGF Network High School 2020 All-American game ... earned All-Tournament Team accolades at PGF Nationals, helping her club program win the 16U championship.

PERSONAL

Full name is Nicolette Paige Geraghty ... born on Feb. 2, 2002 ... daughter of Tesha and Daniel Geraghty ... has four older siblings, Lexi, Taylor, Joshua and Benjamin ... enrolled in the College of Education.



#55 SHELBY LOWE

LEFT-HANDED PITCHER | R/L | 5-9 | FRESHMAN
CARROLLTON, ALA. (PICKENS ACADEMY)

HIGH SCHOOL

One of the top pitchers from the state of Alabama ... ranked the No. 9 prospect of the 2020 class by Softball America ... selected the 2019-20 Alabama Gatorade Player of the Year ... a five-time All-State honoree ... selected to the 2019 AL.com Super All-State softball team ... 2019 Tuscaloosa News Super 9 softball team ... 2018 AISA Pitcher of the Year ... led Pickens Academy to a Class AA runner-up finish as a sophomore ... posted an 8-0 record with a 0.76 ERA over her shortened senior season ... struck out 97 and allowed just six walks over 46 innings pitched ... added a .429 batting average before the season ended due to COVID-19 ... led Alabama with a 15.7 strikeouts per seven innings mark as a junior ... ended junior campaign with a .14 earned run average and a 19-4 record ... totaled 336 strikeouts, 16 shutouts and six no-hitters ... allowed only three earned runs over 150 innings pitched ... went 20-4-1 in the circle behind a 0.63 ERA ... tallied 13 shutouts, including six no-hitters and two perfect games ... struck out 347 batters over 166.2 innings pitched ... competed for the Birmingham Thunderbolts, helping the club to a No. 1 ranking ... tossed a two-hit complete game with seven strikeouts to lead the Thunderbolts to a 4-1 victory in the PGF 16u Premier National title game ... it was the first PGF National Championship for the Thunderbolts organization ... named to the PGF 18U Premier All-Tournament Team.

PERSONAL

Full name is Shelby Grace Lowe ... born on December 8, 2001 ... daughter of Freddy and Ladonna Lowe ... has two older sisters, Whitney and Kristen ... her father played football at East Mississippi Community College ... her sister, Whitney, also competed for EMCC's softball program ... majoring in elementary education.



#10 MAKAYLA PACKER

UTILITY | R/R | 5-8 | FRESHMAN
CHATTANOOGA, TENN. (BAYLOR SCHOOL)

HIGH SCHOOL

Versatile athlete that has won multiple state championships in both softball and track ... led the Baylor School to three straight TSAA Division II AA Softball State Championships ... held a .461 average at the plate as a freshman behind 35 hits ... slugged eight home runs to help close the season with a .961 slugging clip ... tallied 39 RBI and scored 37 runs over her debut season ... drew 13 walks and held a .567 on-base percentage as a freshman ... Closed the season with 13 stolen bases ... totaled 23 hits, including six homers, as a sophomore ... drove in 25 runs while also scoring 25 runs of her own ... closed her sophomore season with a .615 slugging and a .404 on-base clips ... coming off an impressive junior campaign with a career-high .444 batting average ... totaled 32 hits, 40 runs scored, and 20 RBI ... slugged at a .722 mark with help of four home runs ... drew a career-high 15 walks to close the 2019 season with a .598 on-base percentage ... senior season was suspended due to COVID-19 ... was also a standout track athlete, breaking records in the 100m and 200m events and winning multiple all-region honors.

PERSONAL

Full name is Makayla DeShay Packer ... born Dec. 18, 2001 ... daughter of Del and Daphne Packer ... has two siblings, Jaylon Jackson and Chase Packer ... majoring in pre-pharmacy.



#4 MADDIE PENTA

**RIGHT-HANDED PITCHER | R/R | 6-2 | FRESHMAN
CHESAPEAKE CITY, MD. (BOHEMIA MANOR)**

HIGH SCHOOL

One of the top pitchers in the country ... ranked the No. 2 recruit of the 2020 class by FloSoftball and the No. 3 recruit by Extralnnings Softball ... carried Bohemia Manor to three straight 1A State Championships behind her lights-out pitching ... four-time All-County and All-State honoree ... 2019 and 2020 Maryland Gatorade Player of the Year ... 2019 USA Today First Team High School All-American ... PGF All-American, competing in to the 2020 PGF High School All-America game ... tossed 100.2 innings in the circle as a freshman and did not allow a single earned run ... closed her debut season with a 13-1 record and a .417 WHIP ... posted an undefeated 15-0 record as sophomore behind a .07 earned run average ... tossed a total of 97.1 innings and posted a .318 WHIP ... at the plate, recorded a .441 batting average and a .662 slugging mark ... tossed 123.0 innings over her junior campaign, posting a 21-0 record ... turned in a .11 ERA and a .439 WHIP ... Totaled 299 strikeouts, recorded three no-hitters during Bohemia Manor's postseason run and allowed just 16 hits ... coupled her pitching performance with a .586 batting average and a 1.143 slugging clip ... totaled nine home runs, 34 RBI and 25 runs scored ... closed her senior season with 299 strikeouts over 106 innings ... did not allow a single earned run over her senior campaign ... slugged nine home runs and posted a .698 batting average ... competed with PA Chaos, one of the elite club teams in the country ... chaos was ranked ninth in the country last season ... led the Chaos to the SoCal Invitational Championship and the Triple Crown Championship ... earned PGF All-Tournament Team honors earlier this year after helping the Chaos to a 12th-place finish ... last season in club competition, finished with a 25-1 record, 0.52 ERA and a .755 WHIP behind 147.0 innings pitched.

PERSONAL

Full name is Madison Marie Penta ... born on Dec. 30, 2002 ... daughter of Mark and Susan Penta ... has two younger siblings, Mariah and Skylar ... her mother was a pitcher at the University of Delaware ... enrolled in the College of Human Sciences.



#31 KELSEY SCHMIDT


**OUTFIELD | R/R | 5-6 | FRESHMAN
MAINEVILLE, OHIO (LITTLE MIAMI)**

HIGH SCHOOL

A slugger at the plate that has recorded double-digit home runs over all three of her varsity seasons ... totaled 33 career homers, knocking 13 alone over her junior season ... led Little Miami to the 2019 Sectional Championship ... two-time ECC First Team All-Conference selection ... back-to-back Player of the Year honoree ... 2018 Most Valuable Player winner ... twice named to the All-State Second Team ... 2019 SWOC First Team All-Conference honoree ... also brought home First Team All-Region and Southwest All-District Team honors ...senior season was suspended due to COVID-19.

PERSONAL

Full name is Kelsey Ann Schmidt ... born on March 20, 2002 ... daughter of Shelley and Eric Schmidt ... has three siblings, Cody, Brody and Brooklyn ... enrolled in the College of Sciences and Mathematics.



2020 IN REVIEW

**OVERALL RECORD: 16-11 || SEC: 0-3 || HOME: 11-2 || AWAY: 1-3 || NEUTRAL: 4-6**

Date	Opponent	W/L	SCORE	INNINGS	OVERALL	SEC	PITCHER OF RECORD	ATTENDANCE	TIME
! Feb. 7, 2020	vs. Baylor	L	0-8	5	0-1-0	0-0-0	A. Swindle (L, 0-1)	1463	1:39
! Feb. 7, 2020	vs. Notre Dame	W	4-1	7	1-1-0	0-0-0	A. Swindle (W, 1-1)	1463	1:55
! Feb. 8, 2020	vs. Liberty	W	5-3	7	2-1-0	0-0-0	A. Swindle (W, 2-1)	2114	1:39
! Feb. 8, 2020	vs. Texas State	W	3-1	7	3-1-0	0-0-0	S. Yarbrough (W, 1-0)	2114	2:02
! Feb. 9, 2020	vs. Illinois	L	0-2	7	3-2-0	0-0-0	A. Swindle (L, 2-2)	1370	1:31
Feb. 13, 2020	KENNESAW STATE	L	1-4	7	3-3-0	0-0-0	A. Swindle (L, 2-3)	1415	1:46
\$ Feb. 14, 2020	UNCW	W	8-7	(10)	4-3-0	0-0-0	A. Swindle (W, 3-3)	1502	3:06
\$ Feb. 14, 2020	ALABAMA STATE	W	9-1	5	5-3-0	0-0-0	L. Handley (W, 1-0)	1502	2:02
\$ Feb. 15, 2020	ALABAMA STATE	W	7-0	7	6-3-0	0-0-0	S. Yarbrough (W, 2-0)	1821	1:55
\$ Feb. 15, 2020	UNCW	W	18-1	5	7-3-0	0-0-0	A. Swindle (W, 4-3)	1821	1:45
\$ Feb. 16, 2020	UNCW	W	10-1	5	8-3-0	0-0-0	L. Handley (W, 2-0)	1448	1:41
^ Feb. 20, 2020	vs. #16 Arizona State	L	0-13	5	8-4-0	0-0-0	A. Swindle (L, 4-4)	437	2:05
^ Feb. 21, 2020	vs. #25 Northwestern	W	6-4	7	9-4-0	0-0-0	A. Swindle (W, 5-4)	567	2:11
^ Feb. 21, 2020	vs. Cal	L	1-8	7	9-5-0	0-0-0	L. Handley (L, 2-1)	583	1:52
^ Feb. 22, 2020	vs. #5 Arizona	L	0-2	7	9-6-0	0-0-0	L. Handley (L, 2-2)	358	1:59
^ Feb. 23, 2020	vs. #1 UCLA	L	1-11	5	9-7-0	0-0-0	L. Handley (L, 2-3)	1051	1:51
& Feb. 28, 2020	GEORGIA SOUTHERN	W	5-4	(9)	10-7-0	0-0-0	S. Yarbrough (W, 3-0)	1555	2:54
& Feb. 28, 2020	#18 MINNESOTA	L	4-5	7	10-8-0	0-0-0	L. Handley (L, 2-4)	1555	2:16
& Feb. 29, 2020	#18 MINNESOTA	W	5-1	7	11-8-0	0-0-0	S. Yarbrough (W, 4-0)	1742	1:55
& Feb. 29, 2020	BINGHAMTON	W	10-3	7	12-8-0	0-0-0	L. Handley (W, 3-4)	1742	1:57
& March 1, 2020	BINGHAMTON	W	11-6	7	13-8-0	0-0-0	A. Swindle (W, 5-4)	1615	2:19
& March 1, 2020	GEORGIA SOUTHERN	W	6-0	7	14-8-0	0-0-0	S. Yarbrough (W, 5-0)	1615	2:08
* March 6, 2020	at #7 Florida	L	0-6	7	14-9-0	0-1-0	L. Handley (L, 3-5)	1625	2:03
* March 7, 2020	at #7 Florida	L	1-2	(11)	14-10-0	0-2-0	K. Dismukes (L, 0-1)	1870	3:21
* March 8, 2020	at #7 Florida	L	0-11	5	14-11-0	0-3-0	L. Handley (L, 3-6)	2416	1:45
March 10, 2020	at Jacksonville	W	6-2	7	15-11-0	0-3-0	S. Yarbrough (W, 6-0)	230	2:17
March 11, 2020	GEORGIA STATE	W	2-1	7	16-11-0	0-3-0	L. Handley (W, 4-6)	1356	1:36

Competition was suspended on March 12, 2020 with the remainder of the 2020 season canceled due to healthy and safety concerns related to COVID-19.

* - SEC GAME // ! - NFCA LEADOFF CLASSIC (CLEARWATER, FLA.) // \$ - PLAINSMAN INVITATIONAL (AUBURN, ALA.) // S - MARY NUTTER COLLEGIATE CLASSIC (CATHEDRAL CITY, CALIF.) // & - TIGER INVITATIONAL (AUBURN, ALA.)
() EXTRA INNINGS GAME



2020 OVERALL STATISTICS

OVERALL: 16-11 • SEC: 0-3 • HOME: 11-2 • AWAY: 1-3 • NEUTRAL: 4-6

#	PLAYER	AVG	GP-GS	AB	R	H	2B	3B	HR	RBI	TB	SLG%	BB	HP	SO	GDP	OB%	SF	SH	SB-ATT	PO	A	E	FLD%
12	Carlee McCondichie	.469	22-10	32	10	15	1	0	1	7	19	.594	5	0	4	0	.541	0	0	4-5	16	21	1	.974
21	Alyssa Rivera	.358	27-26	81	24	29	2	0	6	18	49	.605	13	0	8	0	.447	0	0	10-11	29	1	1	.968
32	Makenna Dowell	.346	27-27	81	9	28	6	0	2	12	40	.494	4	0	2	1	.372	1	1	3-4	43	37	5	.941
9	Tannon Snow	.292	25-25	65	7	19	4	0	2	12	29	.446	11	2	9	0	.395	3	0	0-0	21	38	2	.967
5	Lindsey Garcia	.263	19-4	19	7	5	3	1	0	4	10	.526	3	1	7	0	.391	0	0	1-1	1	4	0	1.000
18	Justus Perry	.262	27-27	65	7	17	2	0	1	7	22	.338	7	7	6	0	.392	0	0	1-1	168	7	3	.983
66	Tyler King	.250	21-18	44	5	11	0	0	0	3	11	.250	1	0	3	0	.261	1	1	3-4	25	2	1	.964
00	Aspyn Godwin	.244	21-13	41	5	10	1	1	2	4	19	.463	3	0	7	1	.295	0	2	0-0	21	3	0	1.000
77	Maddison Koepke	.222	19-17	45	3	10	0	1	1	8	15	.333	2	2	12	0	.280	1	1	1-2	26	29	7	.887
8	Brittany Maresette	.212	20-8	33	5	7	1	0	1	9	11	.333	0	1	5	0	.235	0	1	1-2	16	0	0	1.000
43	Haley Nillen	.196	25-22	56	5	11	5	0	0	7	16	.286	7	2	4	1	.308	0	1	0-0	41	1	4	.913
19	Abby Tissier	.182	17-17	33	3	6	2	0	0	3	8	.242	4	1	12	0	.289	0	4	0-0	81	13	1	.898
24	Jaylin Calvert	.167	25-23	48	9	8	2	0	2	11	16	.333	3	0	8	0	.216	0	1	0-1	23	0	3	.885
17	Maia Engelkes	.136	16-6	22	4	3	0	0	1	4	6	.273	1	1	4	1	.208	0	0	0-0	9	0	1	.900

16	Hannah Cavanaugh	.500	2-0	2	1	1	0	0	0	0	1	.500	0	0	1	0	.500	0	0	0-0	0	0	0	.000
14	Jadia Jones	.200	25-0	5	11	1	0	0	0	0	1	.200	0	0	0	0	.200	0	0	6-7	0	0	0	.000
11	Maddie Majors	.000	4-0	4	0	0	0	0	0	0	0	.000	0	1	1	1	.200	0	0	0-0	1	0	0	1.000
3	Madi Perry	.000	9-0	2	3	0	0	0	0	0	0	.000	2	0	1	0	.500	0	0	0-0	1	1	0	1.000
20	Rachel Cook	.000	4-0	2	0	0	0	0	0	0	0	.000	0	0	1	0	.000	0	0	0-0	0	0	0	.000
99	Phoebe Florian	.000	19-0	1	5	0	0	0	0	0	0	.000	1	0	1	0	.500	0	0	4-5	1	1	0	1.000
34	KK Dismukes	.000	3-1	0	0	0	0	0	0	0	0	.000	0	0	0	0	.000	0	0	0-0	0	0	1	.000
4	Ashlee Swindle	.000	16-8	0	0	0	0	0	0	0	0	.000	0	0	0	0	.000	0	0	0-0	3	22	0	1.000
27	Lexie Handley	.000	18-5	0	0	0	0	0	0	0	0	.000	0	0	0	0	.000	0	0	0-0	0	15	4	.789
1	Samantha Yarbrough	.000	13-3	0	0	0	0	0	0	0	0	.000	0	0	0	0	.000	0	0	0-0	1	2	1	.750
TOTALS		.266	27	681	123	181	29	3	19	109	273	.401	67	18	96	5	.345	6	12	34-43	527	197	35	.954
OPPONENTS		.243	27	679	108	165	29	1	11	91	229	.337	77	13	138	6	.329	7	15	26-32	522	201	34	.955

LOB - Team (143), Opp. (159). DPs turned - Team (8), Opp. (13). CI - Team (0), Opp. (1). IBB - Team (1), Tan. Snow 1, Opp (1). Picked off - J. Calvert 1.

#	PLAYER	ERA	W-L	APP	GS	CG	SHO	SV	IP	H	R	ER	BB	SO	2B	3B	HR	B/AVG	WP	HP	BK	SFA	SHA
1	Samantha Yarbrough	1.15	6-0	13	3	2	0/2	1	48.2	24	11	8	25	53	5	0	1	.147	3	3	0	1	5
27	Lexie Handley	3.43	4-6	18	15	5	0/2	0	63.1	70	51	31	31	52	11	0	3	.264	12	5	0	2	3
4	Ashlee Swindle	3.65	6-4	16	8	3	0/1	1	61.1	65	42	32	19	30	13	1	7	.273	1	5	0	4	6

34	KK Dismukes	12.00	0-1	3	1	0	0/0	0	2.1	6	4	4	2	3	0	0	0	.462	0	0	0	0	1
TOTALS		2.99	16-11	27	27	10	2/2	2	175.2	165	108	75	77	138	29	1	11	.243	16	13	0	7	15
OPPONENTS		3.38	11-16	27	27	11	6/1	1	174.0	181	123	84	67	96	29	3	19	.266	12	18	0	6	12

PB - Team (11), A. Godwin 5, H. Nillen 3, A. Tissier 3, Opp. (6). Pickoffs - Team (1), A. Godwin (1). SBA/ATT - A. Tissier (14-20), L. Handley (14-15), A. Swindle (6-9), A. Godwin (7-7), S. Yarbrough (4-6), H. Nillen (5-5), K. Dismukes (2-2).



2020 CONFERENCE ONLY STATISTICS

SEC: 0-3 • HOME: 0-0 • AWAY: 0-3

#	PLAYER	AVG	GP-GS	AB	R	H	2B	3B	HR	RBI	TB	SLG%	BB	HP	SO	GDP	OB%	SF	SH	SB-ATT	PO	A	E	FLD%
12	Carlee McCondichie	.500	3-3	8	0	4	0	0	0	0	4	.500	0	0	2	0	.500	0	0	0-1	6	6	1	.923
21	Alyssa Rivera	.200	3-3	10	0	2	0	0	0	0	2	.200	1	0	1	0	.273	0	0	1-1	5	0	0	1.000
66	Tyler King	.167	3-3	6	0	1	0	0	0	0	1	.167	0	0	0	0	.167	0	0	0-0	10	0	0	1.000
00	Aspyn Godwin	.167	3-2	6	0	1	0	0	0	0	1	.167	0	0	1	0	.167	0	2	0-0	2	0	0	1.000
18	Justus Perry	.143	3-3	7	0	1	0	0	0	0	1	.143	1	2	1	0	.400	0	0	0-0	12	1	0	1.000
9	Tannon Snow	.111	3-3	9	0	1	0	0	0	0	1	.111	2	0	2	0	.273	0	0	0-0	4	2	0	1.000
32	Makenna Dowell	.100	3-3	10	0	1	1	0	0	0	2	.200	0	0	0	0	.100	0	0	0-0	5	4	0	1.000

8	Brittany Maresette	.400	2-0	5	0	2	0	0	0	1	2	.400	0	0	3	0	.400	0	0	0-1	4	0	0	1.000
24	Jaylin Calvert	.333	3-3	3	0	1	0	0	0	0	1	.333	0	0	0	0	.333	0	0	0-0	2	0	0	1.000
19	Abby Tissier	.000	2-2	4	0	0	0	0	0	0	0	.000	0	0	3	0	.000	0	0	0-0	8	1	0	1.000
43	Haley Nillen	.000	3-2	3	0	0	0	0	0	0	0	.000	1	1	0	0	.400	0	1	0-0	0	0	1	.000
77	Maddison Koepke	.000	1-0	3	0	0	0	0	0	0	0	.000	0	0	2	0	.000	0	0	0-0	1	0	1	.500
5	Lindsey Garcia	.000	3-0	2	0	0	0	0	0	0	0	.000	1	0	0	0	.333	0	0	0-0	0	0	0	.000
17	Maia Engelkes	.000	2-0	2	0	0	0	0	0	0	0	.000	0	0	2	0	.000	0	0	0-0	0	0	0	.000
1	Samantha Yarbrough	.000	1-1	0	0	0	0	0	0	0	0	.000	0	0	0	0	.000	0	0	0-0	0	0	0	.000
99	Phoebe Florian	.000	2-0	0	0	0	0	0	0	0	0	.000	0	0	0	0	.000	0	0	0-0	0	0	0	.000
34	KK Dismukes	.000	2-0	0	0	0	0	0	0	0	0	.000	0	0	0	0	.000	0	0	0-0	0	0	1	.000
4	Ashlee Swindle	.000	2-0	0	0	0	0	0	0	0	0	.000	0	0	0	0	.000	0	0	0-0	1	0	0	1.000
27	Lexie Handley	.000	2-2	0	0	0	0	0	0	0	0	.000	0	0	0	0	.000	0	0	0-0	0	1	0	1.000
3	Madi Perry	.000	2-0	0	0	0	0	0	0	0	0	.000	0	0	0	0	.000	0	0	0-0	0	0	0	.000
14	Jadia Jones	.000	2-0	0	1	0	0	0	0	0	0	.000	0	0	0	0	.000	0	0	0-0	0	0	0	.000
TOTALS		.266	27	681	123	181	29	3	19	109	273	.401	67	18	96	5	.345	6	12	34-43	527	197	35	.954
OPPONENTS		.243	27	679	108	165	29	1	11	91	229	.337	77	13	138	6	.329	7	15	26-32	522	201	34	.955

LOB - Team (20), Opp. (26). DPs turned - Team (2), Opp. (1).

#	PLAYER	ERA	W-L	APP	GS	CG	SHO	SV	IP	H	R	ER	BB	SO	2B	3B	HR	B/AVG	WP	HP	BK	SFA	SHA	
1	Samantha Yarbrough	0.70	0-0	1	1	0	0/0	0	10.0	10	1	1	3	8	2	0	0	.256	0	0	0	0	0	
4	Ashlee Swindle	9.55	0-0	2	0	0	0/0	0	3.2	7	7	5	5	0	2	1	0	.438	0	1	0	1	1	
27	Lexie Handley	15.00	0-2	2	2	0	0/0	0	4.2	14	10	10	1	1	2	0	0	.560	1	2	0	1	1	

34	KK Dismukes	4.20	0-1	2	0	0	0/0	0	1.2	3	1	1	0	1	0	0	0	.375	0	0	0	0	1	
TOTALS		5.95	0-3	3	3	0	0/0	0	20.0	34	19	17	9	10	6	1	0	.386	1	3	0	2	3	
OPPONENTS		0.30	3-0	3	3	2	2/0	0	23.0	14	1	1	6	17	1	0	0	.179	2	3	0	0	3	

PB - Team (1), H. Nillen 1. SBA/ATT - A. Godwin (4-4), A. Swindle (3-3), A. Tissier (0-1), S. Yarbrough (0-1), L. Handley (1-1).



Date	Opponent	W/L	SCORE	AB	R	H	RBI	2B	3B	HR	BB	IBB	SB	CS	HBP	SH	SF	GDP	K	PO	A	E	AVG.
Feb. 7, 2020	vs. Baylor	L	0-8	14	0	2	0	1	0	0	2	0	0	0	0	1	0	0	3	14	9	1	.143
Feb. 7, 2020	vs. Notre Dame	W	4-1	27	4	6	2	0	0	0	4	0	1	0	0	0	0	00	3	21	11	1	.222
Feb. 8, 2020	vs. Liberty	W	5-3	23	5	5	4	0	0	2	0	0	0	0	2	2	0	0	1	21	12	1	.217
Feb. 8, 2020	vs. Texas State	W	3-1	26	3	9	3	33	0	0	0	0	3	1	0	2	0	0	3	21	3	0	.346
Feb. 9, 2020	vs. Illinois	L	0-2	22	0	2	0	0	0	0	2	0	1	0	0	0	0	0	7	18	7	2	.091
Feb. 13, 2020	KENNESAW STATE	L	1-4	25	1	4	1	0	0	0	0	0	2	0	1	0	0	0	5	21	13	3	.160
Feb. 14, 2020	UNCW	W	8-7	40	8	12	7	0	0	2	5	0	0	0	1	1	0	0	1	30	8	4	.300
Feb. 14, 2020	ALABAMA STATE	W	9-1	25	9	13	7	2	1	0	4	0	4	1	0	0	1	0	1	15	9	0	.520
Feb. 15, 2020	ALABAMA STATE	W	7-0	24	7	7	6	1	0	2	3	0	3	0	0	0	1	0	1	21	6	1	.292
Feb. 15, 2020	UNCW	W	18-1	25	18	12	17	3	0	3	5	0	0	0	2	0	1	0	1	15	8	0	.480
Feb. 16, 2020	UNCW	W	10-1	20	10	9	10	0	0	3	3	0	0	0	2	0	0	2	2	15	12	2	.450
Feb. 20, 2020	vs. Arizona State	L	0-13	16	0	1	0	0	0	0	3	0	0	0	0	0	0	1	4	12	8	3	.063
Feb. 21, 2020	vs. Northwestern	W	6-4	29	6	7	4	2	0	1	2	0	3	0	1	0	0	0	5	21	5	1	.241
Feb. 21, 2020	vs. Cal	L	1-8	26	1	6	1	0	0	0	2	0	0	1	1	0	0	2	1	18	6	2	.231
Feb. 22, 2020	vs. Arizona	L	0-2	26	0	4	0	0	0	0	2	1	0	0	2	1	0	0	4	18	3	1	.154
Feb. 23, 2020	vs. UCLA	L	1-11	20	1	6	1	0	0	1	0	0	0	0	0	0	0	0	3	12	8	1	.300
Feb. 28, 2020	GEORGIA SOUTHERN	W	5-4	32	5	9	5	1	0	1	1	0	4	0	1	1	2	0	6	27	8	3	.281
Feb. 28, 2020	MINNESOTA	L	4-5	24	4	6	4	2	1	0	4	0	5	0	0	0	1	0	10	21	9	1	.250
Feb. 29, 2020	MINNESOTA	W	5-1	25	5	6	3	2	0	0	2	0	1	0	0	0	0	0	3	21	4	0	.240
Feb. 29, 2020	BINGHAMTON	W	10-3	27	10	8	9	2	0	2	5	0	1	1	0	0	0	0	8	21	5	1	.296
March 1, 2020	BINGHAMTON	W	11-6	31	11	12	11	1	1	1	3	0	3	0	0	0	0	0	2	21	6	1	.387
March 1, 2020	GEORGIA SOUTHERN	W	6-0	27	6	11	5	4	0	0	3	0	1	1	0	0	0	0	1	21	8	0	.407
March 6, 2020	at Florida	L	0-6	22	0	3	0	0	0	0	1	0	0	1	1	0	0	0	3	18	6	1	.136
March 7, 2020	at Florida	L	1-2	36	1	5	1	1	0	0	4	0	1	1	2	2	0	0	12	30	3	2	.139
March 8, 2020	at Florida	L	0-11	20	0	6	0	0	0	0	1	0	0	0	0	1	0	0	2	12	6	1	.300
March 10, 2020	at Jacksonville	W	6-2	29	6	6	6	3	0	0	3	0	1	0	2	1	0	0	3	21	3	1	.207
March 11, 2020	GEORGIA STATE	W	2-1	20	2	4	2	1	0	1	3	0	0	2	0	0	0	0	1	21	11	0	.200
TOTALS				681	123	181	109	29	3	19	67	1	34	9	18	12	6	5	96	527	197	35	

Competition was suspended on March 12, 2020 with the remainder of the 2020 season canceled due to healthy and safety concerns related to COVID-19.



2020 GAME-BY-GAME PITCHING

Date	Opponent	W/L	SCORE	IP	H	R	ER	BB	SO	2B	3B	HR	WP	BK	HBP	IBB	SCORE	W	L	SV	ERA
Feb. 7, 2020	vs. Baylor	L	0-8	4.2	8	8	7	7	2	2	0	0	0	0	1	0	0-8	0	1	0	10.50
Feb. 7, 2020	vs. Notre Dame	W	4-1	7.0	3	1	1	4	1	0	0	0	2	0	1	0	4-1	1	1	0	1.00
Feb. 8, 2020	vs. Liberty	W	5-3	7.0	5	3	2	2	3	3	0	0	0	0	1	0	5-3	2	1	0	2.00
Feb. 8, 2020	vs. Texas State	W	3-1	7.0	3	1	1	5	8	0	0	0	2	0	0	0	3-1	3	1	0	1.00
Feb. 9, 2020	vs. Illinois	L	0-2	6.0	2	2	0	0	1	1	0	0	0	0	1	0	0-2	3	2	0	0.00
Feb. 13, 2020	KENNESAW STATE	L	1-4	7.0	8	4	1	0	3	0	0	0	0	0	0	0	1-4	3	3	0	1.00
Feb. 14, 2020	UNCW	W	8-7	10.0	10	7	5	1	14	1	0	1	0	0	1	0	8-7	4	3	0	3.50
Feb. 14, 2020	ALABAMA STATE	W	9-1	5.0	5	1	1	2	4	2	0	0	1	0	0	0	9-1	5	3	0	1.40
Feb. 15, 2020	ALABAMA STATE	W	7-0	7.0	1	0	0	5	7	0	0	0	0	0	0	0	7-0	6	3	0	0.00
Feb. 15, 2020	UNCW	W	18-1	5.0	1	1	0	0	3	1	0	0	0	0	0	0	18-1	7	3	0	0.00
Feb. 16, 2020	UNCW	W	10-1	5.0	4	1	1	1	1	1	0	0	1	0	2	0	10-1	8	3	0	1.40
Feb. 20, 2020	vs. Arizona State	L	0-13	4.0	11	13	11	7	6	3	0	1	2	0	1	0	0-13	8	4	0	19.25
Feb. 21, 2020	vs. Northwestern	W	6-4	7.0	5	4	4	2	3	2	0	2	0	0	0	0	6-4	9	4	0	4.00
Feb. 21, 2020	vs. Cal	L	1-8	6.0	7	8	1	3	3	1	0	1	1	0	0	0	1-8	9	5	0	1.17
Feb. 22, 2020	vs. Arizona	L	0-2	6.0	2	2	1	3	4	0	0	0	2	0	0	0	0-2	9	6	0	1.17
Feb. 23, 2020	vs. UCLA	L	1-11	4.0	10	11	7	4	4	2	0	1	1	0	0	0	1-11	9	7	0	12.25
Feb. 28, 2020	GEORGIA SOUTHERN	W	5-4	9.0	10	4	2	5	8	1	0	1	0	0	0	1	5-4	10	7	0	1.56
Feb. 28, 2020	MINNESOTA	L	4-5	7.0	8	5	3	3	6	1	0	0	1	0	0	0	4-5	10	8	0	3.00
Feb. 29, 2020	MINNESOTA	W	5-1	7.0	1	1	1	3	4	0	0	1	0	0	0	0	5-1	11	8	0	1.00
Feb. 29, 2020	BINGHAMTON	W	10-3	7.0	7	3	1	0	13	0	0	0	0	0	0	0	10-3	12	8	0	1.00
March 1, 2020	BINGHAMTON	W	11-6	7.0	9	6	6	2	10	0	0	2	1	0	0	0	11-6	13	8	1	6.00
March 1, 2020	GEORGIA SOUTHERN	W	6-0	7.0	4	0	0	6	7	0	0	0	0	0	0	0	6-0	14	8	1	0.00
March 6, 2020	at Florida	L	0-6	6.0	8	6	6	3	2	1	1	0	1	0	1	0	0-6	14	9	0	7.00
March 7, 2020	at Florida	L	1-2	10.0	13	2	2	3	8	2	0	0	0	0	0	0	1-2	14	10	0	1.40
March 8, 2020	at Florida	L	0-11	4.0	13	11	9	3	0	3	0	0	0	0	2	0	0-11	14	11	0	15.75
March 10, 2020	at Jacksonville	W	6-2	7.0	5	2	1	2	10	2	0	0	1	0	1	0	6-2	15	11	0	1.00
March 11, 2020	GEORGIA STATE	W	2-1	7.0	2	1	1	1	3	0	0	1	0	0	1	0	2-1	16	11	0	1.00
TOTALS				1752.0	165	108	75	77	138	29	1	11	16	0	13	1	123-108	16	11	2	

Competition was suspended on March 12, 2020 with the remainder of the 2020 season canceled due to healthy and safety concerns related to COVID-19.



TEAM BATTING

At bats	40, vs. UNCW (2/14/20)
Runs scored	18, vs. UNCW (2/15/20)
Hits	13, vs. Alabama State (2/14/20)
RBI	17, vs. UNCW (2/15/20)
Doubles	4, vs. Georgia Southern (3/1/20)
Triples	3 (3x), last vs. Binghamton (3/1/20)
Home runs	3 (2x), last vs. UNCW (2/16/20)
Total bases	24, vs. UNCW (2/15/20)
Walks	5 (3x), last vs. Binghamton (2/29/20)
Strikeouts	12, at Florida (3/7/20)
Sacrifice hits	2 (3x), last at Florida (3/7/20)
Sacrifice flies	2, vs. Georgia Southern (2/28/20)
Stolen bases	5, vs. Minnesota (2/28/20)
Hit by pitch	2 (6x), last at Jacksonville (3/10/20)
Caught stealing	2, vs. Georgia State (3/11/20)
Runners LOB	12, vs. UNCW (2/14/20)
Hit into DP	3, vs. Cal (2/21/20)

TEAM FIELDING

Putouts	30 (2x), last at Florida (3/7/20)
Assists	13, vs. Kennesaw State (2/13/20)
Errors	4, vs. UNCW (2/14/20)
Passed Balls	3, vs. Arizona State (2/20/20)
DPs turned	2, vs. Arizona State (2/20/20)

TEAM PITCHING

Innings pitched	10.0 (2x), last at Florida (3/7/20)
Runs allowed	13, vs. Arizona State (2/20/20)
Earned runs	11, vs. Arizona State (2/20/20)
Walks allowed	7 (2x), last vs. Arizona State (2/20/20)
Strikeouts	14, vs. UNCW (2/14/20)
Hits allowed	13 (2x), last at Florida (3/8/20)
Doubles allowed	3 (3x), last at Florida (3/8/20)
Triples allowed	1, at Florida (3/6/20)
Homers allowed	2 (2x), last vs. Binghamton (3/1/20)
Wild pitches	2 (4x), last vs. Arizona (2/22/20)
Hit batters	2 (2x), last at Florida (3/8/20)

TEAM BATTING

At bats	6, Alyssa Rivera vs. UNCW (2/14/20)
	6, Makenna Dowell vs. UNCW (2/14/20)
Runs scored	4, Alyssa Rivera vs. UNCW (2/15/20)
Hits	4, Alyssa Rivera vs. Georgia Southern (2/28/20)
	4, Makenna Dowell vs. Georgia Southern (2/28/20)
RBI	6, Alyssa Rivera vs. UNCW (2/15/20)
Doubles	2, Tannon Snow vs. UNCW (2/15/20)
	2, Haley Nillen at Jacksonville (3/10/20)
Triples	1, Maddison Koepke vs. Alabama State (2/14/20)
	1, Lindsey Garcia vs. Minnesota (2/28/20)
	1, Aspyn Godwin vs. Binghamton (3/1/20)
Home runs	2, Alyssa Rivera vs. UNCW (2/15/20)
Total bases	9, Alyssa Rivera vs. UNCW (2/15/20)
Walks	2 (10x), last Tannon Snow at Florida (3/7/20)
Strikeouts	3, Abby Tissier at Florida (3/7/20)
Sacrifice hits	2, Abby Tissier vs. Liberty (2/8/20)
	2, Aspyn Godwin at Florida (3/7/20)
Sacrifice flies	1 (6x), last Makenna Dowell vs. Minnesota (2/28/20)
Stolen bases	2, Alyssa Rivera vs. Minnesota (2/28/20)
	2, Alyssa Rivera vs. Binghamton (3/1/20)
Hit by pitch	2, Justus Perry vs. UNCW (2/16/20)
	2, Justus Perry at Florida (3/7/20)
Caught stealing	1 (9x), last Alyssa Rivera and Makenna Dowell vs. Georgia State (3/11/20)
Runners LOB	5, Jaylin Calvert vs. UNCW (2/14/20)

TEAM FIELDING

Putouts	14, Abby Tissier vs. UNCW (2/14/20)
	14, Haley Nillen vs. Binghamton (2/29/20)
	14, Justus Perry vs. Georgia State (3/11/20)
Assists	5, Carlee McCondichie vs. Georgia State (3/11/20)
Errors	2, Lexie Handley vs. UNCW (2/14/20)
	2, Makenna Dowell vs. Georgia Southern (2/28/20)
Passed Balls	2, Aspyn Godwin vs. Illinois (2/9/20)
	2, Aspyn Godwin vs. Arizona State (2/20/20)

TEAM PITCHING

Innings pitched	10.0, Samantha Yarbrough at Florida (3/7/20)
Runs allowed	8, Lexie Handley vs. Cal (2/21/20)
	8, Lexie Handley vs. UCLA (2/23/20)
Earned runs	6, Lexie Handley at Florida (3/8/20)
Walks allowed	4, Ashlee Swindle vs. Baylor (2/7/20)
	4, Lexie Handley vs. Notre Dame (2/8/20)
Strikeouts	13, Ashlee Swindle vs. UNCW (2/14/20)
	13, Lexie Handley vs. Binghamton (2/29/20)
Hits allowed	10, Samantha Yarbrough at Florida (3/7/20)
Doubles allowed	3, Ashlee Swindle vs. Liberty (2/8/20)
Triples allowed	1, Ashlee Swindle at Florida (3/6/20)
Homers allowed	2, Ashlee Swindle vs. Northwestern (2/21/20)
	2, Ashlee Swindle vs. Binghamton (3/1/20)
Wild pitches	2, Lexie Handley vs. Notre Dame (2/7/20)
	2, Lexie Handley vs. Arizona (2/22/20)
Hit batters	2, Lexie Handley vs. UNCW (2/16/20)



SEC PLAYER OF THE WEEK (1)

Alyssa Rivera (March 2, 2020)

SEC PITCHER OF THE WEEK (1)

Samantha Yarbrough (March 2, 2020)

SEC FRESHMAN OF THE WEEK (1)

Carlee McCondichie (March 2, 2020)

SEC COMMUNITY SERVICE TEAM (1)

Justus Perry

SEC SPRING ACADEMIC HONOR ROLL (8)

Rachel Cook
Makenna Dowell
Aspyn Godwin
Lexie Handley
Haley Nillen
Justus Perry
Ashlee Swindle
Abby Tissier

SEC FIRST-YEAR ACADEMIC HONOR ROLL (11)

Jaylin Calvert
KK Dismukes
Maia Engelkes
Phoebe Florian
Lindsey Garcia
Jadia Jones
Maddison Koepke
Maddie Majors
Carlee McCondichie
Madi Perry
Samantha Yarbrough

ALL-TOURNAMENT TEAMS (1)

Tannon Snow (NFCA Leadoff Classic All-Tournament Team)

SOFTBALL AMERICA SEC POWER RANKINGS (3)

Alyssa Rivera (Week Two - No. 10)
Alyssa Rivera (Week Four - No. 2)
Samantha Yarbrough (Week Four - No. 7)

SOFTBALL AMERICA TOP 100 COLLEGIATE PLAYERS (3)

Alyssa Rivera - No. 81 (Preseason)
Tannon Snow - No. 58 (Preseason)
Samantha Yarbrough - No. 67

COSIDA ACADEMIC ALL-DISTRICT (1)

Justus Perry

AUSPY'S VIRGIL STARKS III PASSION AWARD (1)

Justus Perry



RECORD BOOK

**NFCA ALL-AMERICANS (15)**

2001	Ashley Moore	Second Team
2004	Sara Dean	Third Team
	Kristen Keyes	Third Team
2005	Holly Currie	Second Team
	Paige Jones	Third Team
2014	Branndi Melero	First Team
	Kasey Cooper	Second Team
	Emily Carosone	Third Team
2015	Emily Carosone	First Team
	Kasey Cooper	First Team
	Tiffany Howard	Third Team
2016	Kasey Cooper	First Team
	Emily Carosone	Second Team
	Jade Rhodes	Third Team
2017	Kaylee Carlson	Third Team

SOFTBALL AMERICA ALL-AMERICANS (1)

2019	Kendall Veach	Second Team
------	---------------	-------------

NFCA ALL-REGION TEAM (30)

2000	Jen Kraemer	First Team
2001	Michelle Martin	First Team
	Ashley Moore	First Team
	Jen Kraemer	Second Team
2002	Ashley Moore	First Team
2004	Sara Dean	First Team
	Kristen Keyes	Second Team
2005	Holly Currie	First Team
	Paige Jones	First Team
2014	Branndi Melero	First Team
	Kasey Cooper	First Team
	Emily Carosone	Third Team
2015	Emily Carosone	First Team
	Kasey Cooper	First Team
	Jade Rhodes	First Team
	Tiffany Howard	First Team
	Branndi Melero	Second Team
	Morgan Estell	Third Team
2016	Emily Carosone	First Team
	Kasey Cooper	First Team
	Tiffany Howard	First Team
	Jade Rhodes	Second Team
	Carlee Wallace	Second Team
2017	Carlee Wallace	First Team
	Kaylee Carlson	Second Team
	Kasey Cooper	Second Team
	Alyssa Rivera	Third Team
2018	Victoria Draper	First Team
	Kaylee Carlson	Second Team
2019	Kendall Veach	First Team

USA SOFTBALL COLLEGIATE PLAYER OF THE YEAR FINALISTS (3)

2015	Emily Carosone	Top 10 Finalist
2016	Kasey Cooper	Top 3 Finalist
2018	Kaylee Carlson	Top 25 Finalist

ESPNW NATIONAL PLAYER OF THE YEAR (1)

2016	Kasey Cooper
------	--------------

NFCA NATIONAL FRESHMAN OF THE YEAR (1)

2014	Kasey Cooper [Co]
------	-------------------

NFCA ALL-REGION COACH STAFF OF THE YEAR (1)

2016	Coaching Staff
------	----------------

D1 SOFTBALL TOP 50 COLLEGE PROGRAMS

2020	Auburn	No. 17
------	--------	--------

NCAA ELITE 90 WINNER (1)

2016	Kasey Cooper
------	--------------

SENIOR CLASS AWARD FINALIST (1)

2017	Kasey Cooper
------	--------------

SENIOR CLASS AWARD ALL-AMERICAN (2)

2017	Kasey Cooper	First Team
2018	Kaylee Carlson	Second Team

SOFTBALL AMERICA TOP 100 PLAYERS (1)

2020	Samantha Yarbrough	No. 67
------	--------------------	--------

USA SOFTBALL NATIONAL PLAYER OF THE WEEK (1)

2015	Emily Carosone	March 11
------	----------------	----------

SOFTBALL AMERICA SEC POWER RANKINGS (1)

2020	Alyssa Rivera	Week Two [No. 10]
		Week Four [No. 2]
	Samantha Yarbrough	Week Four [No. 7]

EASTON/NFCA SCHOLAR-ATHLETE TEAM (2)

2016	Auburn	3.423 Team GPA
2014	Auburn	2.969 Team GPA

NFCA SCHOLAR ATHLETES (44)

2014	Kasey Cooper
	Jordan Rocker
2015	Kasey Cooper
	Victoria Draper
	Morgan Estell
	Jordan Rocker
2016	Jenna Abbott
	Kaylee Carlson
	Emily Carosone
	Kasey Cooper
	Lexi Davis
	Bree Fornis
	Abba Gibbs
	Madison Gipson

Marcy Harper
Whitney Jordan
Casey McCrackin
Tali Milde
Madison Dickey

2017	Kelsey Bogaards
	Kasey Cooper
	Victoria Draper
	Whitney Jordan

Justus Perry
Morgan Podany
Emily Spain
Ashlee Swindle
Sydney Waldrop
Carlee Wallace

2018	Victoria Draper
	Bree Fornis
	Casey McCrackin
	Jenna Olszewski
	Justus Perry
	Morgan Podany
	Ashlee Swindle

2019	Bree Fornis
	Lexie Handley
	Casey McCrackin
	Justus Perry
	Morgan Podany
	Ashlee Swindle
	Abby Tissier
	Kendall Veach

ESPN THE MAGAZINE ALL-ACADEMIC TEAM (1)

2005	Paige Jones	Third Team
------	-------------	------------

ESPN THE MAGAZINE ALL-ACADEMIC REGION IV (5)

2005	Paige Jones	First Team
2008	Anna Thompson	Second Team
2009	Anna Thompson	Second Team
2010	Anna Thompson	First Team
2011	Jenee Loree	Second Team

COSIDA ACADEMIC ALL-AMERICAN (4)

2015	Kasey Cooper
	Tiffany Howard
2016	Kasey Cooper
2017	Kasey Cooper

COSIDA ACADEMIC ALL-DISTRICT (6)

2015	Kasey Cooper
	Tiffany Howard
2016	Kasey Cooper
2017	Kasey Cooper
	Victoria Draper

2020	Justus Perry
------	---------------------



NFCA ALL-AMERICANS (15)

2001	Ashley Moore	Second Team
2004	Sara Dean	Third Team
	Kristen Keyes	Third Team
2005	Holly Currie	Second Team
	Paige Jones	Third Team
2014	Branndi Melero	First Team
	Kasey Cooper	Second Team
	Emily Carosone	Third Team
2015	Emily Carosone	First Team
	Kasey Cooper	First Team
	Tiffany Howard	Third Team
2016	Kasey Cooper	First Team
	Emily Carosone	Second Team
	Jade Rhodes	Third Team
2017	Kaylee Carlson	Third Team

NPF DRAFT PICKS (11)

2019	Kendall Veach	Second Round - 7th Overall
	Casey McCrackin	Third Round - 12th Overall
	Morgan Podany	Fourth Round - 17th Overall
	Bree Fornis	Fifth Round - 22nd Overall
	Makayla Martin	Fifth Round - 23rd Overall
2018	Kaylee Carlson	Third Round - 13th Overall
	Victoria Draper	Fourth Round - 19th Overall
2016	Emily Carosone	Fourth Round - 22nd Overall
2015	Morgan Estell	Third Round - 12th Overall
	Branndi Melero	Fifth Round - 24th Overall
2012	Angel Bunner	Fifth Round - 17th Overall

SEC SCHOLAR-ATHLETE OF THE YEAR (2)

2016	Kasey Cooper
2017	Kasey Cooper

SEC FRESHMAN OF THE YEAR (1)

2002	Sara Dean (Co)
------	----------------

SEC COACH OF THE YEAR (2)

2002	Tina Deese (Co)
2015	Clint Myers

ALL-SEC TEAM (38)

1997	Kim Blair	Second Team
1998	Mary Petrie	Second Team
2000	Mary Petrie	First Team
2001	Jen Kraemer	First Team
	Ashley Moore	First Team
	Mary Petrie	First Team
2002	Ashley Moore	First Team
	Kasey Angulo	Second Team
2004	Sara Dean	First Team
	Shannon Anderson	Second Team
	Kristen Keyes	Second Team
2005	Sara Dean	First Team
	Sara Ghezzi	First Team
	Paige Jones	First Team

	Holly Currie	Second Team
2006	Sara Ghezzi	Second Team
	Kristina McCain	Second Team
2007	Ashley Arcuri	Second Team
2008	Anna Thompson	Second Team
2009	Myesha Finney	Second Team
2010	Kyndall White	Second Team
2012	Lauren Guzman	Second Team
2013	Branndi Melero	Second Team
2014	Branndi Melero	First Team
	Emily Carosone	Second Team
	Kasey Cooper	Second Team
2015	Emily Carosone	First Team
	Kasey Cooper	First Team
	Tiffany Howard	Second Team
	Jade Rhodes	Second Team
2016	Kasey Cooper	First Team
	Jade Rhodes	Second Team
2017	Kaylee Carlson	First Team
	Carlee Wallace	First Team
	Kasey Cooper	Second Team
2018	Kaylee Carlson	Second Team
2019	Kendall Veach	Second Team

SEC ALL-DEFENSIVE TEAM (14)

2008	Myesha Finney	Outfield
2009	Myesha Finney	Outfield
2013	Morgan Estell	Outfield
2015	Emily Carosone	Infield
	Kasey Cooper	Infield
	Tiffany Howard	Outfield
2016	Emily Carosone	Infield
	Kasey Cooper	Infield
	Jade Rhodes	Infield
2017	Kaylee Carlson	Pitcher
	Kasey Cooper	Infield
	Carlee Wallace	Catcher
2018	Kaylee Carlson	Pitcher
2019	Casey McCrackin	Infield

SEC ALL-FRESHMAN TEAM (11)

2004	Sara Ghezzi
	Kristina McCain
2006	Tatiana Fernandez
2007	Anna Thompson
2011	Morgan Estell
2012	Branndi Melero
2013	Emily Carosone
	Tiffany Howard
2014	Kasey Cooper
2017	Alyssa Rivera
2018	Taylon Snow

WCWS ALL-TOURNAMENT TEAM (5)

2016	Emily Carosone	Infield
	Kasey Cooper	Infield
	Tiffany Howard	Outfield
	Jade Rhodes	Infield

SEC ALL-TOURNAMENT TEAM (19)

1997	Ashley Camp	Catcher
	Brenda Espinoza	Pitcher
2001	Michelle Martin	Catcher
2004	Paige Jones	Designated Player
2005	Amy Shaw	Outfield
2011	Angel Bunner	Pitcher
	Lauren Guzman	Shortstop
2015	Emily Carosone	Second Base
	Kasey Cooper	Third Base
	Haley Fagan	Shortstop
	Marcy Harper	Pitcher
2016	Kaylee Carlson	Pitcher
	Emily Carosone	Second Base
	Tiffany Howard	Outfield
	Carlee Wallace	Catcher
2017	Kaylee Carlson	Pitcher
	Kendall Veach	First Base
2019	Morgan Podany	Outfield
	Ashlee Swindle	Pitcher

SEC TOURNAMENT MVP (2)

2015	Emily Carosone
2016	Emily Carosone

SEC COMMUNITY SERVICE TEAM (17)

2003	Kim Freeland
2005	Anne Norton
2006	Jorja Bell
2007	Jorja Bell
2008	Jorja Bell
2009	Anna Thompson
2010	Morgan Murphy
2011	Morgan Murphy
2012	Morgan Murphy
2013	Baylee Stephens
2014	Hilary Mavromat
2015	Jordan Rocker
2016	Anna Gibbs
2017	Kasey Cooper
2018	Victoria Draper
2019	Makayla Martin
2020	Justus Perry

SEC PITCHER OF THE WEEK (19)

2002	Kristen Keyes	April 22
	Kristen Keyes	May 6
2003	Kristen Keyes	April 14
2004	Kristen Keyes	March 8
	Kristen Keyes	April 26
2005	Holly Currie	April 25
2006	Holly Currie	Feb. 27
2008	Brittany Day	March 31
2009	Anna Thompson	Feb. 25
2010	Anna Thompson	March 8
	Anna Thompson	March 15
	Anna Thompson	May 10



2011	Lauren Schmalz	May 2
2012	Lauren Schmalz	Feb. 20
	Jenee Loree	Feb. 27
	Jenee Loree	March 12
2017	Kaylee Carlson	May 8
2019	Chardonay Harris	April 20
2020	Samantha Yarbrough	March 2

SEC PLAYER OF THE WEEK (23)

1999	Ashley Moore	March 2
	Marcella Passarelli	March 30
	Wendy Cork	April 27
2000	Jen Kraemer	March 26
	Marie Petrie	May 1
2001	Ashley Moore	Feb. 19
	Marie Petrie	May 7
2002	Sara Dean	April 1
2004	Sara Dean	March 29
2005	Sara Dean	April 4
	Paige Jones	May 2
2010	Kyndall White	May 10
2015	Brannndi Melero	April 6
	Emily Carosone	March 10
2016	Kasey Cooper	March 7
	Jade Rhodes	April 18
	Emily Carosone	April 25
2017	Haley Fagan	March 14
	Carlee Wallace	April 4
	Kasey Cooper	May 2
2018	Victoria Draper	March 5
2019	Tannon Snow	April 9
2020	Alyssa Rivera	March 2

SEC FRESHMAN OF THE WEEK (9)

2006	Tatiana Fernandez	April 17
2007	Anna Thompson	Feb. 17
	Anna Thompson	April 30
2009	Jenee Loree	Feb. 9
2014	Kasey Cooper	March 10
	Kasey Cooper	April 28
2017	Alyssa Rivera	April 10
2018	Makenna Dowell	March 27
2020	Carlee McCondichie	March 2

PUERTO VALLARTA CHALLENGE ALL-TOURNAMENT TEAM (4)

2017	Kaylee Carlson	Pitcher
	Makayla Martin	Pitcher
	Kendall Veach	Infield
	Carlee Wallace	Catcher

NFCA LEADOFF CLASSIC ALL-TOURNAMENT TEAM (1)**2020 Tannon Snow****AUSPY'S VIRGIL STARKS III PASSION AWARD (1)****2020 Justus Perry****SEC SPRING ACADEMIC HONOR ROLL (183)**

1999	Becky Cleary
	Wendy Cork
2000	Becky Cleary
	Jennifer Kraemer
	Kimball Pratt
2001	Becky Cleary
	Jennifer Kraemer
	Kimball Pratt
	Kim Freeland
	Jennifer Hammock
	Robin Thornburg
2002	Arin Cobb
	Kim Freeland
	Jennifer Hammock
	Jennifer Kramer
	Kimball Pratt
2003	Lindsey Chitwood
	Kim Freeland
	Tyanne Fries
	Jennifer Hammock
	Jennifer Lofton
	Martha Phillips
2004	Lindsey Chitwood
	Sara Dean
	Jennifer Diaz
	Camis Fenn
	Paige Jones
	Martha Phillips
2005	Lolani Alvarez
	Sara Dean
	Sara Ghezzi
	Jean Jones
	Robin Martin
	Nicole Russo
	Lauren Walton
2006	Jorja Bell
	Holly Currie
	Sara Ghezzi
	Robin Martin
	Nicole Russo
	Lauren Walton
2007	Jorja Bell
	Sara Ghezzi
	Nicole Russo
	Lauren Walton
2008	Jorja Bell
	Brittany Day
	Lindsay Harrelson
	Krista Klein
	Jessica Martin
	Anna Thompson
2009	Katie Colton
	Lindsey Harrelson
	Holly Ragsdale
	Aurora Salter
	Anna Thompson
	Cassie Trosclair
2010	Katie Colton

	Amber Harrison
	Jenee Loree
	Holly Ragsdale
	Aurora Salter
	Anna Thompson
	Kyndall White
2011	Katie Colton
	Elizabeth Eisterhold
	Amber Harrison
	Elaine Loree
	Holly Ragsdale
	Baylee Stephens
	Liana Wuchte
2012	Elizabeth Eisterhold
	Amber Harrison
	Jenee Loree
	Hilary Mavromat
	Maris Medina
	Morgan Murphy
	Caitlin Schultze
	Baylee Stephens
	Liana Wuchte
2013	Kelsey Bogaards
	Elizabeth Eisterhold
	Morgan Estell
	Anna Gibbs
	Marcy Harper
	Amber Harrison
	Tiffany Howard
	Caitlin Jordan
	Maris Medina
	Baylee Stephens
	Liana Wuchte
2014	Kelsey Bogaards
	Emily Carosone
	Morgan Estell
	Anna Gibbs
	Tiffany Howard
	Caitlin Jordan
	McKenzie Kilpatrick
	Maris Medina
	Jordan Rocker
2015	Kasey Cooper
	Madison Dickey
	Victoria Draper
	Morgan Estell
	Anna Gibbs
	Madison Gipson
	Marcy Harper
	Tiffany Howard
	McKenzie Kilpatrick
	Maria Mitchell
	Kimberlee Myers
	Jordan Rocker
	Courtney Shea
	Emily Spain
	Sydne Waldrop
2016	Jenna Abbott
	Kelsey Bogaards
	Kaylee Carlson



Emily Carosone
 Kasey Cooper
 Lexi Davis
 Madison Dickey
 Victoria Draper
 Anna Gibbs
 Madi Gipson
 Marcy Harper
 Tiffany Howard
 Whitney Jordan
 McKenzie Kilpatrick
 Casey McCrackin
 Maria Mitchell
 Kimberlee Myers
 Jordan Rocker
 Courtney Shea
 Hope Smith
 Emily Spain
 Sydne Waldrop
 Carlee Wallace
 Rachael Walters

2017 Jenna Abbott
 Kelsey Bogaards
 Kaylee Carlson
 Kasey Cooper
 Lexi Davis
 Victoria Draper
 Bree Fornis
 Anna Gibbs
 Madison Gipson
 Whitney Jordan
 Casey McCrackin
 Morgan Podany
 Courtney Shea
 Emily Spain
 Kendall Veach
 Sydne Waldrop
 Carlee Wallace

2018 Kaylee Carlson
 KK Crocker
 Victoria Draper
 Bree Fornis
 Casey McCrackin
Justus Perry
 Morgan Podany
 Courtney Shea
 Ashlee Swindle
 Kendall Veach

2019 **Rachel Cook**
 Bree Fornis
 Makayla Martin
 Casey McCrackin
Justus Perry
 Morgan Podany
 Ashlee Swindle
Abby Tissier
 Kendall Veach

2020 **Rachel Cook**
Makenna Dowell

Aspyn Godwin
Lexie Handley
Haley Nillen
Justus Perry
Ashlee Swindle
Abby Tissier

SEC FIRST-YEAR ACADEMIC HONOR ROLL (52)

2003 Jennifer Diaz
 Janet Spivey
 2004 Aubrey Boag
 Sara Ghezzi
 Lauren Walton
 2007 Alicia Hunolt
 Krista Klein
 Anna Thompson
 2008 Katie Colton
 Aurora Salter
 Cassie Trosclair
 2009 Amber Harrison
 Jenee Loree
 Alexa Martinez
 2010 Kelsey Cartwright
 Baylee Stephens
 Liana Wuchte
 2011 Morgan Estell
 Hilary Mavromat
 Maris Medina
 2014 Kasey Cooper
 Victoria Draper
 Sydne Waldrop
 2016 Blaire Bass
 Bree Fornis
 Tali Milde
 Morgan Podany
 Kendall Veach
 2017 Alexa Nemeth
Justus Perry
Alyssa Rivera
 Ashlee Swindle
 2018 Kara Bilodeau
 Dakota Morrow
 Jenna Olszewski
 Livy Schiele
 Taylon Snow
Abby Tissier
 2019 **Aspyn Godwin**
Lexie Handley
Haley Nillen
 2020 Jaylin Calvert
KK Dismukes
Maia Engelkes
 Phoebe Florian
Lindsey Garcia
Jadia Jones
Maddison Koepke
Maddie Majors
Carlee McCondichie

Madi Perry
Samantha Yarbrough

CURRENT STUDENT-ATHLETES IN **BOLD**.



BATTING RECORDS

AT BATS

TOTAL	OPPONENT	DATE
1. 52	Troy	3/3/1998
52	Ole Miss	3/7/2009
52	at LSU	3/9/2018
4. 51	at Florida State	4/15/2000
51	at Mississippi State	3/18/2016

RUNS SCORED

TOTAL	OPPONENT	DATE
1. 28	Butler	2/13/2016
2. 26	Alabama A&M	2/14/1999
3. 23	at Arkansas	4/16/2016
23	Alabama A&M	2/14/1999
5. 22	at Appalachian State	2/14/2016
22	at Savannah State	3/15/2014
22	at Alabama State	3/21/2018

HITS

TOTAL	OPPONENT	DATE
1. 26	Butler	2/13/2016
2. 23	vs. Fordham	2/21/2016
3. 22	at Indiana State	2/28/2016
4. 21	Alabama A&M	2/14/1999
21	at Tennessee	3/25/2000

RBI

TOTAL	OPPONENT	DATE
1. 28	Butler	2/13/2016
2. 26	Alabama A&M	2/14/1999
3. 22	at Arkansas	4/16/2016
22	at Appalachian State	2/14/2016
22	at Savannah State	3/15/2014

DOUBLES

TOTAL	OPPONENT	DATE
1. 10	at Wichita State	2/19/2000
2. 7	Mississippi Valley	4/23/2011
3. 6 (7x)	last, vs. Fordham	2/21/2016

TRIPLES

TOTAL	OPPONENT	DATE
1. 3	at Ole Miss	3/31/2001
2. 2 (17x)	last, Mercer	3/8/2019

HOME RUNS

TOTAL	OPPONENT	DATE
1. 5	at Miami (Ohio)	2/10/2006
5	vs. Alabama State	2/12/2011
5	Butler	2/13/2016
5	Ohio State	2/27/2015
5	at Indiana State	2/28/2016

MOST TOTAL BASES

TOTAL	OPPONENT	DATE
1. 47	Butler	2/13/2016
2. 39	vs. DePaul	2/20/2016
39	at Indiana State	2/28/2016
4. 37	vs. Fordham	2/21/2016
5. 34	at Arkansas	4/16/2016
34	at Savannah State	3/15/2014

WALKS

TOTAL	OPPONENT	DATE
1. 16	Louisiana	5/22/2015
2. 13	vs. Syracuse	3/1/2014
13	vs. UCLA	5/30/2015
4. 12	Western Kentucky	2/12/2016
12	at Alabama	5/5/2017

HIT BY PITCH

TOTAL	OPPONENT	DATE
1. 5	Alabama State	2/9/2005
5	Marshall	2/14/2014
5	at South Florida	3/2/2007
2. 4 (13x)	last, Eastern Illinois	2/23/2019

STRUCK OUT

TOTAL	OPPONENT	DATE
1. 21	at Alabama	5/5/2017
2. 20	at Tennessee	4/1/2011
20	at Florida State	3/18/2010
4. 19	at Tennessee	4/21/2007
5. 18	vs. Arizona State	2/24/2006

GROUNDED INTO DOUBLE PLAYS

TOTAL	OPPONENT	DATE
1. 2 (7x)	last, vs. California	2/21/2020

SACRIFICE FLIES

TOTAL	OPPONENT	DATE
1. 3	at UAB	4/13/2016
2. 2 (30x)	last, vs. Georgia Southern	2/28/2020

SACRIFICE HITS

TOTAL	OPPONENT	DATE
1. 5	Arkansas	4/5/1997
5	vs. North Carolina	2/23/2007
5	vs. Tennessee	5/9/2003
4. 4 (13x)	last, vs. Portland State	5/20/2011

STOLEN BASES

TOTAL	OPPONENT	DATE
1. 10	Alabama A&M	2/14/1999
2. 8	at Alabama A&M	3/24/1999
3. 7	vs. Mercer	2/7/2003
4. 6 (9x)	last, Alabama State	4/17/2019

CAUGHT STEALING

TOTAL	OPPONENT	DATE
1. 4	Ole Miss	4/6/2013
2. 3 (7x)	last, at Mississippi State	3/23/2019

STEAL ATTEMPTS

TOTAL	OPPONENT	DATE
1. 10	Alabama A&M	2/14/1999
2. 8	at Alabama A&M	3/24/1999
3. 7	vs. Mercer	2/7/2003
7	Ole Miss	3/18/2007
7	Kentucky	3/28/1999

INTENTIONAL WALKS

TOTAL	OPPONENT	DATE
1. 5	Tennessee	4/12/2003
2. 3	Tennessee	4/22/2001
3	Mercer	3/3/2009
4. 2 (11x)	last, South Alabama	4/14/2009

STRUCK OUT LOOKING

TOTAL	OPPONENT	DATE
1. 9	at Tennessee	4/1/2011
9	vs. Nebraska	2/11/2007
3. 8	at Florida	3/17/2010
4. 7	at LSU	5/1/2002
7	at Alabama	5/5/2017

RUNNERS LEFT ON BASE

TOTAL	OPPONENT	DATE
1. 20	Louisiana	5/22/2015
2. 16	Tennessee	4/12/2003
3. 15 (5x)	last, vs. Washington	3/1/2019

PITCHING RECORDS

INNINGS PITCHED

TOTAL	OPPONENT	DATE
1. 14.0	at Mississippi State	3/18/2016
2. 13.2	at LSU	3/9/2018
3. 13.0	at Florida State	4/15/2000
13.0	Troy	3/3/1998
13.0	Ole Miss	3/7/2009

HITS ALLOWED

TOTAL	OPPONENT	DATE
1. 18	LSU	3/19/1999
2. 17	vs. Kansas	2/22/2013
17	vs. UCLA	5/30/2015
4. 16 (6x)	last, Florida	4/17/2011

RUNS ALLOWED

TOTAL	OPPONENT	DATE
1. 16	vs. Iowa	3/6/2005
2. 14	Alabama	4/1/2000
14	Florida	4/16/2011
14	at Arizona State	2/12/2010
5. 13 (6x)	last, vs. Arizona State	2/20/2020

MOST EARNED RUNS ALLOWED

TOTAL	OPPONENT	DATE
1. 16	vs. Iowa	3/6/2005
2. 14	Alabama	4/1/2000
3. 13	Alabama	4/18/2015
13	Florida	3/8/2013
5. 12	Florida	4/17/2011
12	Alabama	4/18/2015
12	at Alabama	3/24/2013

WALKS ALLOWED

TOTAL	OPPONENT	DATE
1. 12	at Tennessee	4/30/2016
12	at Evansville	2/11/2006
3. 10	Alabama	4/1/2000
4. 9 (4x)	last, vs. Florida	5/31/2015

**STRIKEOUTS**

	TOTAL	OPPONENT	DATE
1.	19	at Ole Miss	3/16/2008
2.	18	at Middle Tennessee	2/20/2009
	18	vs. Illinois State	2/26/2010
4.	17 (4x)	last, Florida	4/27/2019

DOUBLES ALLOWED

	TOTAL	OPPONENT	DATE
1.	6	Alabama	4/18/2015
2.	5 (6x)	last, Kansas	2/16/2013

TRIPLES ALLOWED

	TOTAL	OPPONENT	DATE
1.	2 (7x)	last, at Georgia State	2/17/2010

HOME RUNS ALLOWED

	TOTAL	OPPONENT	DATE
1.	8	Florida	4/17/2011
2.	7	vs. Iowa	3/6/2005
3.	5 (4x)	last, Texas A&M	5/7/2016

BATTERS FACED

	TOTAL	OPPONENT	DATE
1.	61	at LSU	3/9/2018
2.	60	Ole Miss	3/7/2009
3.	57	vs. UCLA	5/30/2015
4.	55	at Florida State	4/15/2000
5.	53	Troy	3/3/1998

WILD PITCHES

	TOTAL	OPPONENT	DATE
1.	7	vs. Middle Tennessee	3/8/2002
2.	4 (7x)	last, Mercer	3/8/2019

BALKS

	TOTAL	OPPONENT	DATE
1.	3	at Alabama	3/16/2011
2.	2 (4x)	last, at Mississippi State	3/19/2016

HIT BATTERS

	TOTAL	OPPONENT	DATE
1.	5	Georgia	3/17/2002
2.	4 (4x)	last, Alabama	4/18/2015

SACRIFICE FLIES ALLOWED

	TOTAL	OPPONENT	DATE
1.	2 (12x)	last, Arizona	2/22/2020

SACRIFICE HITS ALLOWED

	TOTAL	OPPONENT	DATE
1.	5	Ohio State	2/11/2001
	5	at Cal-Santa Barbara	2/22/2001
	5	Florida State	2/23/1999
4.	4 (12x)	last, vs. Oklahoma	6/7/2016

STRIKEOUTS LOOKING

	TOTAL	OPPONENT	DATE
1.	9	vs. Illinois State	2/26/2010
2.	8	UAB	2/8/2000
3.	7	LaGrange College	2/14/1998
	7	vs. Hofstra	5/20/2004
5.	6 (8x)	last, vs. Penn State	3/4/2012

INTENTIONAL WALKS ALLOWED

	TOTAL	OPPONENT	DATE
1.	2	at Tennessee	4/21/2007
	2	at Kentucky	3/10/2007
	2	at LSU	3/11/2018
	2	at Ole Miss	3/19/2005

FIELDING RECORDS**CHANCES**

	TOTAL	OPPONENT	DATE
1.	66	at LSU	3/9/2018
2.	61	at Mississippi State	3/18/2016
3.	60	at Florida State	4/15/2000
	60	Ole Miss	3/7/2009
5.	55	Troy	3/3/1998

PUTOUTS

	TOTAL	OPPONENT	DATE
1.	42	at Mississippi state	3/18/2016
2.	41	at LSU	3/9/2018
3.	39	at Florida State	4/15/2000
	39	Troy	3/3/1998
	39	Ole Miss	3/7/2009

ASSISTS

	TOTAL	OPPONENT	DATE
1.	21	at LSU	3/9/2018
	21	Arkansas	3/24/2001
3.	19	at Mississippi State	3/18/2016
4.	18	at Florida State	4/15/2000
5.	17 (4x)	last, Oklahoma	5/26/2017

ERRORS

	TOTAL	OPPONENT	DATE
1.	7	vs. Minnesota	2/27/1998
	7	at Alabama State	3/6/2013
3.	6 (4x)	last, Georgia	3/15/2013

DOUBLE PLAYS

	TOTAL	OPPONENT	DATE
1.	4	Louisiana	5/23/2015
2.	3 (6x)	last, Drake	2/16/2019

PASSED BALLS

	TOTAL	OPPONENT	DATE
1.	3	Maryland	2/17/2018
	3	vs. Arizona State	2/20/20
3.	2 (26x)	last, vs. Illinois	2/9/2020

STOLEN BASES AGAINST

	TOTAL	OPPONENT	DATE
1.	9	vs. Middle Tennessee	3/28/1997
2.	6	at Alabama	4/18/2001
3.	5 (13x)	last, Ole Miss	4/8/2017

CAUGHT STEALING BY

	TOTAL	OPPONENT	DATE
1.	3	Arkansas	4/5/1997
	3	vs. Missouri	2/9/2003
	3	at Alabama A&M	3/24/1999
4.	2 (29x)	last, Alabama State	2/15/2020

Records set during the Mickey Dean era are listed in **BOLD**.

**BATTING RECORDS****AT BATS**

	TOTAL	OPPONENT	DATE
1.	52	Ole Miss	3/7/2009
	52	at LSU	3/9/2018
3.	51	at Florida State	4/15/2000
4.	44	at Mississippi State	3/18/2016
5.	42	at Tennessee	3/25/2000

RUNS SCORED

	TOTAL	OPPONENT	DATE
1.	23	at Arkansas	4/16/2016
2.	21	at Arkansas	4/15/2016
3.	18	at Tennessee	3/25/2000
4.	17	Kentucky	4/28/2002
5.	14 (3x)	last, at Missouri	3/27/2015

HITS

	TOTAL	OPPONENT	DATE
1.	21	at Tennessee	3/25/2000
2.	20	at Arkansas	4/16/2016
3.	16	at Arkansas	4/15/2016
	16	Kentucky	4/28/2002
	16	Ole Miss	3/7/2009

RBI

	TOTAL	OPPONENT	DATE
1.	22	at Arkansas	4/16/2016
2.	17	at Arkansas	4/15/2016
	17	Kentucky	4/28/2002
4.	16	at Tennessee	3/25/2000
5.	14	at Ole Miss	3/14/2015
	14	Kentucky	5/3/2008

DOUBLES

	TOTAL	OPPONENT	DATE
1.	5 (7x)	last, at Mississippi State	3/24/2019

TRIPLES

	TOTAL	OPPONENT	DATE
1.	3	at Ole Miss	3/31/2001
2.	2 (4x)	last, at Georgia	4/2/2017

HOME RUNS

	TOTAL	OPPONENT	DATE
1.	4 (7x)	last, at Arkansas	4/17/2016

MOST TOTAL BASES

	TOTAL	OPPONENT	DATE
1.	34	at Arkansas	4/16/2016
2.	29	at Ole Miss	3/14/2015
	29	at Tennessee	3/25/2000
4.	28	at Arkansas	4/15/2016
5.	27	at Mississippi State	4/2/2005
	27	Tennessee	4/4/2015

WALKS

	TOTAL	OPPONENT	DATE
1.	12	at Alabama	5/5/2017
2.	11	at Georgia	3/31/2017
3.	10	Alabama	4/18/2015
4.	9	at Arkansas	4/16/2016
	9	at Mississippi State	3/18/2016

HIT BY PITCH

	TOTAL	OPPONENT	DATE
1.	4 (5x)	last, Kentucky	3/20/2015

STRUCK OUT

	TOTAL	OPPONENT	DATE
1.	21	at Alabama	5/5/2017
2.	20	at Tennessee	4/1/2011
3.	19	at Tennessee	4/21/2007
4.	17	at Tennessee	4/10/2004
5.	16 (4x)	last, at LSU	3/9/2018

GROUNDED INTO DOUBLE PLAYS

	TOTAL	OPPONENT	DATE
1.	2 (5x)	last, Ole Miss	4/8/2017

SACRIFICE FLIES

	TOTAL	OPPONENT	DATE
1.	2 (11x)	last, Alabama	4/18/2015

SACRIFICE HITS

	TOTAL	OPPONENT	DATE
1.	5	Arkansas	4/5/1997
2.	4 (10x)	last, at Arkansas	4/23/2006

STOLEN BASES

	TOTAL	OPPONENT	DATE
1.	6	Ole Miss	3/18/2007
	6	at Alabama	3/23/2013
	6	Kentucky	3/28/1999
	6	Mississippi State	5/6/2012
5.	4 (15x)	last, at Arkansas	4/17/2016

CAUGHT STEALING

	TOTAL	OPPONENT	DATE
1.	4	Ole Miss	4/6/2013
2.	3	at Missouri	4/13/2018
	3	at Mississippi State	3/23/2019
	3	Kentucky	5/1/2004
5.	2 (15x)	last, at Ole Miss	4/1/2018

STEAL ATTEMPTS

	TOTAL	OPPONENT	DATE
1.	7	Ole Miss	3/18/2007
	7	Kentucky	3/28/1999
3.	6	at Alabama	3/23/2013
	6	Mississippi State	5/6/2012
5.	5 (7x)	last, Ole Miss	4/6/2013

INTENTIONAL WALKS

	TOTAL	OPPONENT	DATE
1.	5	Tennessee	4/12/2003
2.	3	Tennessee	4/22/2001
3.	2 (9x)	last, Georgia	4/29/2011

STRUCK OUT LOOKING

	TOTAL	OPPONENT	DATE
1.	9	at Tennessee	4/1/2011
2.	8	at Florida	3/17/2010
3.	7	at LSU	5/1/2002
	7	at Alabama	5/5/2017
5.	5 (9x)	last, at Alabama	5/7/2017

RUNNERS LEFT ON BASE

	TOTAL	OPPONENT	DATE
1.	16	Tennessee	4/12/2003
2.	15	at Mississippi State	3/18/2016
3.	13 (10x)	last, Georgia	3/31/2019

PITCHING RECORDS**INNINGS PITCHED**

	TOTAL	OPPONENT	DATE
1.	14.0	at Mississippi State	3/18/2016
2.	13.2	at LSU	3/9/2018
3.	13.0	Ole Miss	3/7/2009
4.	12.0	Kentucky	3/24/2018
5.	11.0	Tennessee	4/12/2003
	11.0	at Ole Miss	3/16/2008

HITS ALLOWED

	TOTAL	OPPONENT	DATE
1.	18	LSU	3/19/1999
2.	16 (6x)	last, Florida	4/17/2011

RUNS ALLOWED

	TOTAL	OPPONENT	DATE
1.	14	Alabama	4/1/2000
	14	Florida	4/16/2011
3.	13 (5x)	last, vs. Texas A&M	5/7/2016

MOST EARNED RUNS ALLOWED

	TOTAL	OPPONENT	DATE
1.	14	Alabama	4/1/2000
2.	13	Alabama	4/18/2015
	13	Florida	3/8/2013
4.	12	Florida	4/17/2011
	12	Alabama	4/18/2015
	12	at Alabama	3/24/2013

WALKS ALLOWED

	TOTAL	OPPONENT	DATE
1.	12	at Tennessee	4/30/2016
2.	10	Alabama	4/1/2000
3.	9	Alabama	4/1/2000
4.	9	Missouri	4/12/2014
5.	8 (9x)	last, at Tennessee	5/1/2016

**STRIKEOUTS**

	TOTAL	OPPONENT	DATE
1.	19	at Ole Miss	3/16/2008
2.	17	Florida	4/27/2019
3.	16	Tennessee	4/12/2003
	16	at South Carolina	3/28/2004
5.	15	at Mississippi State	3/18/2016

DOUBLES ALLOWED

	TOTAL	OPPONENT	DATE
1.	6	Alabama	4/18/2015
2.	5 (4x)	last, Georgia	4/18/2009

TRIPLES ALLOWED

	TOTAL	OPPONENT	DATE
1.	2	at Arkansas	4/4/1998
	2	LSU	3/20/1999
	2	at Florida	3/27/2002

HOME RUNS ALLOWED

	TOTAL	OPPONENT	DATE
1.	8	Florida	4/17/2011
2.	5 (4x)	last, Texas A&M	5/7/2016

BATTERS FACED

	TOTAL	OPPONENT	DATE
1.	61	at LSU	3/9/2018
2.	60	Ole Miss	3/7/2009
3.	51	at Mississippi State	3/18/2016
	51	at Ole Miss	3/31/2001
5.	46	Arkansas	4/21/2018
	46	at Florida	3/7/2020

WILD PITCHES

	TOTAL	OPPONENT	DATE
1.	4 (5x)	last, South Carolina	4/8/2001

BALKS

	TOTAL	OPPONENT	DATE
1.	3	at Alabama	3/16/2011
2.	2	at LSU	3/14/2012
	2	at Mississippi State	3/19/2016

HIT BATTERS

	TOTAL	OPPONENT	DATE
1.	5	Georgia	3/17/2002
2.	4	Tennessee	4/7/2012
	4	Alabama	4/18/2015
4.	3 (16x)	last, Tennessee	4/3/2015

SACRIFICE FLIES ALLOWED

	TOTAL	OPPONENT	DATE
1.	2 (6x)	last, Georgia	3/17/2013

SACRIFICE HITS ALLOWED

	TOTAL	OPPONENT	DATE
1.	4	Ole Miss	3/7/2009
	4	Arkansas	3/25/2001
	4	Ole Miss	3/31/2001
4.	3 (16x)	last, at Kentucky	3/16/2009

STRIKEOUTS LOOKING

	TOTAL	OPPONENT	DATE
1.	6	Tennessee	4/12/2003
	6	at Kentucky	4/19/2003
	6	at South Carolina	3/27/2010
4.	5 (8x)	Kentucky	3/21/2015

INTENTIONAL WALKS ALLOWED

	TOTAL	OPPONENT	DATE
1.	2	at Tennessee	4/21/2007
	2	at Kentucky	3/10/2007
	2	at LSU	3/11/2018
	2	at Ole Miss	3/19/2005

FIELDING RECORDS**CHANCES**

	TOTAL	OPPONENT	DATE
1.	66	at LSU	3/9/2018
2.	61	at Mississippi State	3/18/2016
3.	60	Ole Miss	3/7/2009
4.	50	Kentucky	3/24/2018
5.	49	Arkansas	4/21/2018

PUTOUTS

	TOTAL	OPPONENT	DATE
1.	42	at Mississippi state	3/18/2016
2.	41	at LSU	3/9/2018
3.	39	Ole Miss	3/7/2009
4.	36	Kentucky	3/24/2018
5.	33	Tennessee	4/12/2003
	33	at Ole Miss	3/16/2008

ASSISTS

	TOTAL	OPPONENT	DATE
1.	21	at LSU	3/9/2018
	21	Arkansas	3/24/2001
3.	19	at Mississippi State	3/18/2016
4.	16 (3x)	last, at Alabama	5/5/2017

ERRORS

	TOTAL	OPPONENT	DATE
1.	6	Ole Miss	3/7/2009
	6	Georgia	3/15/2013
	6	Arkansas	3/25/2001
4.	5 (9x)	last, at Tennessee	5/1/2016

DOUBLE PLAYS

	TOTAL	OPPONENT	DATE
1.	3	Missouri	4/15/2017
	3	Mississippi State	4/21/2010
3.	2 (32x)	last, at Tennessee	4/7/2019

PASSED BALLS

	TOTAL	OPPONENT	DATE
1.	2 (12x)	last, Alabama	3/18/2018

STOLEN BASES AGAINST

	TOTAL	OPPONENT	DATE
1.	6	at Alabama	4/18/2001
2.	5 (10x)	last, Ole Miss	4/8/2017

CAUGHT STEALING BY

	TOTAL	OPPONENT	DATE
1.	3	Arkansas	4/5/1997
2.	2 (10x)	last, Tennessee	4/10/2010

Records set during the Mickey Dean era are listed in **BOLD**.

**LONGEST GAME**

5:00 vs. Alabama A&M Feb. 14, 1999

SHORTEST GAME

1:05 at Georgia March, 17, 2001

MOST INNINGS

14 at Mississippi State March 18, 2016

LONGEST WINNING STREAK

17 Games March 20, 2016 to April 20, 2016

LONGEST HOME WINNING STREAK

26 Games April 18, 2015 to March 9, 2016

LONGEST ROAD WINNING STREAK

9 Games March 20, 2016 to April 17, 2016

LONGEST LOSING STREAK

10 Games April 7, 2001 to April 21, 2001

LONGEST HOME LOSING STREAK

8 Games March 29, 2005 to May 2, 2005

LONGEST ROAD LOSING STREAK

7 Games April 4, 1998 to April 13, 1998

LARGEST MARGIN OF VICTORY26 26-0 vs. Alabama A&M Feb. 14, 1999
28-2 vs. Butler Feb. 13, 2016**LARGEST LOSING MARGIN**

15 16-1 vs. Iowa March 6, 2005

HIGHEST ATTENDANCE - HOME

2,620 vs. Yale Feb. 25, 2017

HIGHEST ATTENDANCE - ROAD

4,015 at Alabama May 7, 2017

HIGHEST ATTENDANCE - NEUTRAL

9,515 vs. UCLA May 30, 2015



BATTING RECORDS

BATTING AVERAGE

	TOTAL	YEAR
1.	.339 (606-1788)	2015
2.	.317 (599-1888)	2016
3.	.308 (532-1729)	2005
4.	.305 (484-1585)	2014
5.	.286 (443-1549)	2019
6.	.285 (446-1565)	1999
7.	.284 (491-1726)	2000
8.	.281 (419-1490)	2018
9.	.280 (426-1519)	2006
10.	.279 (420-1505)	2011

SLUGGING PERCENTAGE

	TOTAL	YEAR
1.	.572 (1788 AB)	2015
2.	.525 (1888 AB)	2016
3.	.519 (1585 AB)	2014
4.	.499 (1729 AB)	2005
5.	.476 (1549 AB)	2019
6.	.441 (1577 AB)	2017
7.	.428 (1505 AB)	2011
8.	.426 (1490 AB)	2018
9.	.421 (1519 AB)	2006
10.	.420 (1706 AB)	2001

ON BASE PERCENTAGE

	TOTAL	YEAR
1.	.460 (1788 AB)	2015
2.	.437 (1888 AB)	2016
3.	.423 (1585 AB)	2014
4.	.399 (1577 AB)	2017
5.	.384 (1729 AB)	2005
6.	.379 (1490 AB)	2018
7.	.375 (1350 AB)	2013
8.	.369 (1549 AB)	2019
9.	.359 (1519 AB)	2006
10.	.358 (1505 AB)	2011

STOLEN BASE PERCENTAGE

	TOTAL	YEAR
1.	.944 (17-18)	2014
2.	.875 (28-32)	2017
3.	.854 (35-41)	2016
4.	.839 (26-31)	2015
5.	.833 (70-84)	2009
6.	.802 (69-86)	2019
7.	.797 (106-133)	2004
8.	.796 (74-93)	2013
9.	.791 (34-43)	2020
10.	.772 (78-101)	2005

GAMES PLAYED

	TOTAL	YEAR
1.	70	2016
2.	69	1997
3.	68	2005
4.	67	2015
5.	65	2002
	65	2000
7.	63	2001
8.	62	2014

9.	61	2017
10.	60	1999
	60	2019
	60	2004
	60	2008

AT BATS

	TOTAL	YEAR
1.	1888	2016
2.	1828	1997
3.	1788	2015
4.	1729	2005
5.	1726	2000
6.	1706	2001
7.	1601	2002
8.	1585	2014
9.	1577	2017
10.	1565	1999

RUNS SCORED

	TOTAL	YEAR
1.	556	2016
2.	526	2015
3.	440	2014
4.	375	2005
5.	334	2017
6.	332	2019
7.	295	2018
8.	284	1999
	284	2001
10.	276	2002

HITS

	TOTAL	YEAR
1.	606	2015
2.	599	2016
3.	532	2005
4.	491	2000
5.	484	2014
6.	473	2001
7.	470	1997
8.	446	1999
9.	443	2019
10.	437	2017

DOUBLES

	TOTAL	YEAR
1.	107	2000
2.	99	2016
3.	97	2011
	97	2015
5.	95	2001
6.	94	2005
7.	87	2014
8.	84	2002
9.	75	2017
10.	74	2004

TRIPLES

	TOTAL	YEAR
1.	16	2005
2.	15	2017
3.	13	2016

4.	12	2008
	12	2019
	12	2018
7.	11	2015
8.	10	2006
	10	2012
10.	9	2013

HOME RUNS

	TOTAL	YEAR
1.	99	2015
2.	89	2016
3.	83	2014
4.	68	2005
5.	66	2019
6.	51	2017
7.	48	2002
8.	47	2001
9.	46	2012
10.	44	2010

RUNS BATTED IN

	TOTAL	YEAR
1.	499	2016
2.	474	2015
3.	411	2014
4.	318	2005
5.	303	2017
6.	297	2019
7.	263	2018
8.	246	2001
9.	239	2000
10.	236	2011

TOTAL BASES

	TOTAL	YEAR
1.	1022	2015
2.	991	2016
3.	862	2005
4.	822	2014
5.	738	2019
6.	724	2000
7.	717	2001
8.	695	2017
9.	672	2002
10.	644	2011

WALKS

	TOTAL	YEAR
1.	356	2015
2.	349	2016
3.	286	2017
4.	270	2014
5.	215	2018
6.	201	2005
7.	178	2019
8.	177	2013
9.	160	2011
10.	158	2009



TEAM SEASON RECORDS

INTENTIONAL WALKS

	TOTAL	YEAR
1.	12	2002
2.	9	2008
	9	2007
4.	8	2019
	8	2001
	8	2003
7.	7	1999
	7	2004
	7	2009
10.	6	2000

HIT BY PITCH

	TOTAL	YEAR
1.	68	2016
2.	66	2014
	66	2015
4.	63	2008
5.	53	2012
6.	49	2007
7.	44	2000
8.	43	2009
9.	42	2017
10.	40	1999

FEWEST STRIKEOUTS

	TOTAL	YEAR
1.	96	2020*
2.	186	1998
3.	221	2018
4.	233	2019
5.	234	1997
6.	249	1999
7.	274	2012
8.	279	2013
9.	280	2014
10.	282	2016

SACRIFICE FLIES

	TOTAL	YEAR
1.	27	2015
2.	22	2016
3.	20	2005
4.	19	2014
5.	17	2018
6.	16	2011
7.	15	2019
	15	2008
9.	14	2017
10.	13	2002

SACRIFICE HITS

	TOTAL	YEAR
1.	102	1997
2.	68	1998
3.	59	2007
4.	55	2001
5.	54	2000
6.	51	2003
	51	2002
8.	48	2005
	48	2009
10.	45	2012

STOLEN BASES

	TOTAL	YEAR
1.	106 (106-133)	2004
2.	99 (99-129)	2018
3.	86 (86-112)	1999
4.	78 (78-101)	2005
5.	74 (74-93)	2013
6.	72 (72-101)	2002
7.	70 (70-84)	2009
8.	69 (69-86)	2019
	69 (69-100)	1997
10.	62 (62-82)	1998
	62 (62-82)	2011

FEWEST CAUGHT STEALING

	TOTAL	YEAR
1.	1 (17-18)	2014
2.	4 (28-32)	2017
3.	5 (26-31)	2015
4.	6 (35-41)	2016
5.	9 (34-43)	2020*
6.	11 (33-44)	2012
7.	14 (70-84)	2009
8.	15 (33-48)	2007
9.	17 (69-86)	2019
10.	18 (56-74)	2000

STOLEN BASE ATTEMPTS

	TOTAL	YEAR
1.	133 (106-133)	2004
2.	129 (99-129)	2018
3.	112 (86-112)	1999
4.	101 (72-101)	2002
	101 (78-101)	2005
6.	100 (69-100)	1997
7.	93 (74-93)	2013
8.	86 (69-86)	2019
9.	84 (70-84)	2009
10.	82 (60-82)	2003
	82 (62-82)	2011
	82 (62-82)	1998

FEWEST GROUNDED INTO DP

	TOTAL	YEAR
1.	1	2002
2.	2	2001
3.	3	2000
	3	2010
5.	4	2004
	4	1997
	4	1998
8.	5	2008
	5	2013
	5	2020*

PITCHING RECORDS

EARNED RUN AVERAGE

	TOTAL	YEAR
1.	1.37 (397.1 IP)	2018
2.	1.40 (409.2 IP)	2004
3.	1.74 (405.2 IP)	2017
4.	1.78 (392.1 IP)	2006
5.	2.01 (411.1 IP)	2008

6.	2.01 (376.1 IP)	2012
7.	2.19 (454.0 IP)	2016
8.	2.21 (437.2 IP)	2005
9.	2.23 (386.0 IP)	2010
10.	2.31 (425.0 IP)	2001

OPPONENT BATTING AVERAGE

	TOTAL	YEAR
1.	.160 (409.2 IP)	2004
2.	.204 (376.1 IP)	2012
3.	.204 (397.1 IP)	2018
4.	.208 (392.1 IP)	2006
5.	.209 (411.1 IP)	2008
6.	.211 (367.0 IP)	2007
7.	.211 (437.2 IP)	2005
8.	.215 (418.0 IP)	2009
9.	.218 (386.0 IP)	2010
10.	.222 (392.0 IP)	2011

WALKS ALLOWED/7 INNINGS

	TOTAL	YEAR
1.	1.53 (397.1 IP)	2018
2.	1.64 (405.2 IP)	2017
3.	1.86 (376.1 IP)	2012
4.	2.01 (442.1 IP)	2000
5.	2.09 (411.1 IP)	2008
6.	2.26 (425.0 IP)	2001
7.	2.33 (483.1 IP)	1997
8.	2.39 (386.0 IP)	2010
9.	2.41 (392.0 IP)	2011
10.	2.48 (418.0 IP)	2009

STRIKEOUTS/7 INNINGS

	TOTAL	YEAR
1.	9.38 (367.0 IP)	2007
2.	8.49 (411.1 IP)	2008
3.	7.98 (409.2 IP)	2004
4.	7.82 (386.0 IP)	2010
5.	7.71 (392.1 IP)	2006
6.	7.64 (418.0 IP)	2009
7.	6.93 (392.0 IP)	2011
8.	6.91 (437.2 IP)	2005
9.	6.30 (388.0 IP)	2019
10.	6.25 (390.0 IP)	2003

WINS

	TOTAL	YEAR
1.	58 (58-12)	2016
2.	56 (56-11)	2015
3.	50 (50-18)	2005
4.	49 (49-12)	2017
5.	42 (42-18)	2004
	42 (42-19)	2014
7.	41 (41-17)	2018
8.	40 (40-19)	2011
9.	39 (39-21)	2019
10.	38 (38-22)	2008
	38 (38-27)	2002

**FEWEST LOSSES**

	TOTAL	YEAR
1.	11 (16-11)	2020*
	11 (56-11)	2015
3.	12 (58-12)	2016
	12 (49-12)	2017
5.	17 (41-17)	2018
6.	18 (50-18)	2005
	18 (42-18)	2004
8.	19 (40-19)	2011
	19 (42-19)	2014
10.	21 (39-21)	2019

SAVES

	TOTAL	YEAR
1.	9	2008
	9	2000
	9	2002
	9	2005
5.	7	2006
	7	2016
	7	2010
8.	6	2014
	6	2017
	6	1998

COMPLETE GAMES

	TOTAL	YEAR
1.	40	2005
2.	35	2014
3.	34	2004
4.	33	2002
5.	32	2009
	32	2006
7.	31	2017
	31	1997
9.	28	1999
	28	2011

SHUTOUTS

	TOTAL	YEAR
1.	24	2004
2.	23	2018
3.	20	2017
4.	19	2008
	19	2016
6.	17	2005
7.	14	2002
	14	2006
9.	13	2019
	13	1999
	13	2014
	13	2012

INNINGS PITCHED

	TOTAL	YEAR
1.	483.1	1997
2.	454.0	2016
3.	442.1	2000
4.	437.2	2005
5.	431.0	2015
6.	427.2	2002
7.	425.0	2001

8.	418.0	2009
9.	411.1	2008
10.	409.2	2004

FEWEST HITS ALLOWED

	TOTAL	YEAR
1.	165	2020*
2.	226	2004
3.	282	2007
	282	2012
5.	295	2018
6.	300	2006
7.	310	2010
8.	323	2011
9.	326	2008
10.	337	2009

FEWEST RUNS ALLOWED

	TOTAL	YEAR
1.	93	2018
2.	108	2020*
	108	2004
4.	127	2017
5.	144	2012
6.	160	2007
	160	2008
8.	162	2006
9.	171	2011
	171	2010

FEWEST EARNED RUNS ALLOWED

	TOTAL	YEAR
1.	75	2020*
2.	78	2018
3.	82	2004
4.	100	2006
5.	101	2017
6.	108	2012
7.	118	2008
8.	123	2010
9.	127	2007
10.	138	2005

FEWEST WALKS ALLOWED

	TOTAL	YEAR
1.	77	2020*
2.	87	2018
3.	95	2017
4.	100	2012
5.	123	2008
6.	127	2000
7.	132	2010
8.	134	2013
9.	135	2011
10.	137	2001

STRIKEOUTS

	TOTAL	YEAR
1.	499	2008
2.	492	2007
3.	467	2004
4.	456	2009
5.	432	2006

	432	2005
7.	431	2010
8.	388	2011
9.	368	2002
10.	349	2019

STRIKEOUTS LOOKING

	TOTAL	YEAR
1.	128	2008
2.	122	2007
3.	117	2003
4.	113	2009
5.	110	1997
6.	108	2010
7.	105	2004
8.	102	2011
9.	97	2005
10.	89	1999

FEWEST HOME RUNS ALLOWED

	TOTAL	YEAR
1.	11	2020*
	11	1998
3.	12	1997
4.	17	2017
	17	2004
6.	19	2000
7.	20	2018
8.	25	2006
	25	2002
10.	28	2012

BATTERS FACED

	TOTAL	YEAR
1.	2147	1997
2.	2012	2000
3.	1946	2015
4.	1931	2016
5.	1898	2001
6.	1875	2005
	1875	2002
8.	1800	2009
9.	1745	2008
10.	1736	2003

FEWEST WILD PITCHES

	TOTAL	YEAR
1.	9	2017
2.	12	2018
	12	2004
4.	16	2001
	16	2020*
6.	21	2016
7.	22	2013
8.	23	2012
	23	1999
10.	24	2005

FEWEST HIT BATTERS

	TOTAL	YEAR
1.	6	2000
2.	10	2018
3.	13	2020*
	13	2019



TEAM SEASON RECORDS

5.	17	1998
	17	2006
7.	18	2017
8.	19	1999
9.	20	2007
10.	24	2013
	24	2008

RUNNERS PICKED OFF

	TOTAL	YEAR
1.	10	2005
2.	6	2004
	6	2010
4.	4	2000
	4	1997
6.	3	2001
	3	2003
	3	2011
9.	2	2006
	2	1999
	2	2019
	2	2008
	2	2017
	2	2002

FIELDING RECORDS

FIELDING PERCENTAGE

	TOTAL	YEAR
1.	.979 (1174-481-35)	2014
2.	.978 (1192-533-39)	2018
3.	.975 (1293-491-45)	2015
4.	.970 (1217-581-56)	2017
5.	.969 (1229-359-50)	2004
6.	.969 (1362-609-63)	2016
7.	.968 (1164-474-54)	2019
8.	.964 (1283-446-65)	2002
9.	.963 (1129-422-60)	2012
10.	.963 (1176-398-61)	2011

LOWEST STOLEN BASE AGAINST PCT.

	TOTAL	YEAR
1.	.571 (24-42)	2012
2.	.583 (14-24)	2019
3.	.593 (32-54)	2004
4.	.596 (28-47)	2005
5.	.600 (36-60)	2006
6.	.619 (39-63)	2002
7.	.625 (20-32)	2018
8.	.636 (28-44)	2011
9.	.650 (39-60)	2010
10.	.662 (51-77)	2009

CHANCES

	TOTAL	YEAR
1.	2194	1997
2.	2067	2000
3.	2034	2016
4.	1920	2001
5.	1870	2005
6.	1854	2017
7.	1829	2015

8.	1794	2002
9.	1764	2018
10.	1742	1998

PUTOUTS

	TOTAL	YEAR
1.	1450	1997
2.	1362	2016
3.	1327	2000
4.	1313	2005
5.	1293	2015
6.	1283	2002
7.	1274	2001
8.	1254	2009
9.	1234	2008
10.	1229	2004

ASSISTS

	TOTAL	YEAR
1.	626	2000
2.	625	1997
3.	609	2016
4.	581	2017
5.	533	2018
6.	530	2001
7.	527	1998
8.	491	2015
9.	485	2005
10.	481	2014

FEWEST ERRORS

	TOTAL	YEAR
1.	35	2020*
	35	2014
3.	39	2018
4.	45	2015
5.	50	2004
6.	54	2019
7.	56	2017
	56	2007
9.	60	2012
	60	2013

DOUBLE PLAYS

	TOTAL	YEAR
1.	47	2017
2.	42	2015
3.	41	2016
4.	38	2014
5.	30	2019
6.	25	2018
7.	24	2000
	24	2011
	24	1998
10.	22	2005

CAUGHT STEALING BY

	TOTAL	YEAR
1.	30	1999
2.	26	2009
3.	24	2006
	24	1997
	24	2002
6.	22	2004

7.	21	2010
8.	20	2007
9.	19	2005
10.	18	2012

FEWEST STOLEN BASES AGAINST

	TOTAL	YEAR
1.	14	2019
2.	20	2018
3.	21	2016
4.	22	2015
5.	24	2012
6.	26	2020*
7.	28	2011
	28	2005
9.	32	2004
	32	2014

FEWEST PASSED BALLS

	TOTAL	YEAR
1.	2	2017
2.	3	2005
3.	5	2003
	5	2001
5.	6	2016
6.	7	2019
7.	8	2002
	8	2012
	8	2015
10.	10	2000

*The 2020 season was suspended due to the COVID-19 pandemic.

Records set during the Mickey Dean era are listed in **BOLD**.



BATTING RECORDS

BATTING AVERAGE

	TOTAL	YEAR
1.	.329 (215-653)	2015
2.	.319 (237-743)	2005
3.	.289 (179-619)	2016
4.	.269 (199-741)	2011
5.	.268 (197-734)	1998

SLUGGING PERCENTAGE

	TOTAL	YEAR
1.	.553 (653 AB)	2015
2.	.540 (743 AB)	2005
3.	.477 (619 AB)	2016
4.	.438 (621 AB)	2014
5.	.425 (725 AB)	2002

ON BASE PERCENTAGE

	TOTAL	YEAR
1.	.445 (653 AB)	2015
2.	.407 (619 AB)	2016
3.	.380 (743 AB)	2005
4.	.375 (621 AB)	2014
5.	.349 (622 AB)	2017

STOLEN BASE PERCENTAGE

	TOTAL	YEAR
1.	.875 (14-16)	2016
2.	.857 (12-14)	2017
3.	.833 (5-6)	2015
4.	.808 (21-26)	2009
5.	.804 (45-56)	2004

GAMES PLAYED

	TOTAL	YEAR
1.	30	1997
	30	2002
	30	2006
	30	1999
	30	2001

AT BATS

	TOTAL	YEAR
1.	814	2001
2.	796	1997
3.	775	1999
4.	758	2006
5.	749	2000

RUNS SCORED

	TOTAL	YEAR
1.	173	2015
2.	161	2005
3.	150	2016
4.	120	2001
5.	116	2014

HITS

	TOTAL	YEAR
1.	237	2005
2.	215	2015
3.	213	2001
4.	199	2011
5.	197	1998

DOUBLES

	TOTAL	YEAR
1.	48	2002
2.	39	2001
	39	2011
4.	36	2003
5.	35	2000

TRIPLES

	TOTAL	YEAR
1.	10	2005
2.	6	2012
	6	2017
4.	5	2011
5.	4	2015
	4	2013
	4	2018

HOME RUNS

	TOTAL	YEAR
1.	37	2005
2.	36	2015
3.	30	2016
4.	29	2014
5.	25	2001

RUNS BATTED IN

	TOTAL	YEAR
1.	151	2015
2.	135	2005
3.	133	2016
4.	112	2014
5.	106	2001

TOTAL BASES

	TOTAL	YEAR
1.	401	2005
2.	361	2015
3.	333	2001
4.	308	2002
5.	295	2016

WALKS

	TOTAL	YEAR
1.	111	2015
2.	109	2016
3.	100	2017
4.	90	2014
5.	74	2005

WALKS

	TOTAL	YEAR
1.	111	2015
2.	109	2016
3.	100	2017
4.	90	2014
5.	74	2005

INTENTIONAL WALKS

	TOTAL	YEAR
1.	11	2002
2.	6	2001
	6	2019
	6	2008
	6	2007
	6	2003

HIT BY PITCH

	TOTAL	YEAR
1.	35	2015
2.	28	2008
3.	27	2012
4.	24	2014
5.	23	1999

FEWEST STRIKEOUTS

	TOTAL	YEAR
1.	17	2020*
2.	83	1998
3.	107	2015
4.	109	2019
5.	111	2018

SACRIFICE FLIES

	TOTAL	YEAR
1.	12	2015
2.	8	2005
3.	7	2014
	7	2011
5.	6	2003
	6	2004
	6	1999
	6	1998
	6	1997

SACRIFICE HITS

	TOTAL	YEAR
1.	49	1997
2.	37	1998
3.	27	2001
	27	2012
5.	26	2006

STOLEN BASES

	TOTAL	YEAR
1.	45 (45-56)	2004
2.	35 (35-45)	1999
3.	24 (24-39)	1997
4.	23 (23-35)	2018
5.	22 (22-32)	2013
	22 (22-35)	1998

**FEWEST CAUGHT STEALING**

	TOTAL	YEAR
1.	1 (5-6)	2015
	1 (3-4)	2014
3.	2 (14-16)	2016
	2 (12-14)	2017
	2 (1-3)	2020*

STOLEN BASE ATTEMPTS

	TOTAL	YEAR
1.	56 (45-56)	2004
2.	45 (35-45)	1999
3.	39 (24-39)	1997
4.	35 (22-35)	1998
	35 (23-35)	2018

FEWEST GROUNDED INTO DP

	TOTAL	YEAR
1.	1	2002
	1	2000
3.	2	2018
	2	2010
	2	2001
	2	1998
	2	2004

PITCHING RECORDS**EARNED RUN AVERAGE**

	TOTAL	YEAR
1.	1.85 (170.1 IP)	2018
2.	2.20 (194.1 IP)	2004
3.	2.28 (187.1 IP)	2005
4.	2.33 (201.0 IP)	2006
5.	2.41 (211.2 IP)	1997

OPPONENT BATTING AVERAGE

	TOTAL	YEAR
1.	.180 (194.1 IP)	2004
2.	.229 (195.0 IP)	2012
3.	.231 (170.1 IP)	2018
	.231 (187.1 IP)	2005
5.	.238 (201.0 IP)	2006

WALKS ALLOWED/7 INNINGS

	TOTAL	YEAR
1.	1.92 (211.2 IP)	1997
	1.92 (193.0 IP)	2000
3.	1.94 (165.2 IP)	2017
4.	2.01 (170.1 IP)	2018
5.	2.12 (195.0 IP)	2012

STRIKEOUTS/7 INNINGS

	TOTAL	YEAR
1.	8.45 (179.0 IP)	2007
2.	7.48 (184.1 IP)	2008
3.	7.13 (194.1 IP)	2004
4.	6.65 (187.1 IP)	2005
5.	6.36 (197.0 IP)	2003

WINS

	TOTAL	YEAR
1.	21 (21-8)	2005
2.	19 (19-10)	2004
3.	18 (18-6)	2015
4.	17 (17-7)	2017
5.	16 (16-7)	2016

FEWEST LOSSES

	TOTAL	YEAR
1.	3 (0-3)	2020*
2.	6 (18-6)	2015
3.	7 (17-7)	2017
	7 (16-7)	2016
5.	8 (21-8)	2005

SAVES

	TOTAL	YEAR
1.	5	2006
2.	4	2005
3.	3	2000
	3	2012
	3	2016
	3	2014
	3	2002
	3	2017

COMPLETE GAMES

	TOTAL	YEAR
1.	20	2005
2.	19	2009
3.	17	2017
	17	2002
5.	16	2004
	16	1999

SHUTOUTS

	TOTAL	YEAR
1.	10	2004
2.	7	2003
3.	6	2005
	6	2016
5.	5	2002

INNINGS PITCHED

	TOTAL	YEAR
1.	211.2	1997
2.	202.0	2001
3.	201.0	2006
4.	197.0	2003
	197.0	2009

FEWEST HITS ALLOWED

	TOTAL	YEAR
1.	34	2020*
2.	123	2004
3.	148	2018
4.	153	2016
5.	161	2007

FEWEST RUNS ALLOWED

	TOTAL	YEAR
1.	19	2020*
2.	51	2018
3.	69	2004
4.	76	2017
5.	81	2005

FEWEST EARNED RUNS ALLOWED

	TOTAL	YEAR
1.	17	2020*
2.	45	2018
3.	59	2017
4.	61	2005
	61	2004

FEWEST WALKS ALLOWED

	TOTAL	YEAR
1.	9	2020*
2.	46	2017
3.	49	2018
4.	53	2000
5.	58	1997

STRIKEOUTS

	TOTAL	YEAR
1.	216	2007
2.	198	2004
3.	197	2008
4.	179	2003
5.	178	2005

STRIKEOUTS LOOKING

	TOTAL	YEAR
1.	62	2007
2.	58	2003
3.	53	2004
4.	50	1997
5.	49	2009
	49	2008

FEWEST HOME RUNS ALLOWED

	TOTAL	YEAR
1.	6	1998
2.	7	1997
3.	9	2000
4.	11	2018
5.	12	2002

BATTERS FACED

	TOTAL	YEAR
1.	950	2001
2.	937	1997
3.	923	2000
4.	921	2006
5.	910	2009

**FEWEST WILD PITCHES**

	TOTAL	YEAR
1.	1	2020*
2.	4	2018
	4	2017
4.	5	2000
5.	6	2004
	6	2016

FEWEST HIT BATTERS

	TOTAL	YEAR
1.	2	2000
2.	3	2020*
	3	2018
4.	5	2019
	5	2017

RUNNERS PICKED OFF

	TOTAL	YEAR
1.	4	2004
2.	2	1999
	2	2019
	2	2011
	2	2005
	2	2003
	2	2010

FIELDING RECORDS**FIELDING PERCENTAGE**

	TOTAL	YEAR
1.	.984 (472-205-11)	2014
2.	.978 (466-189-15)	2015
3.	.977 (583-174-18)	2004
4.	.974 (511-245-20)	2018
5.	.969 (477-175-21)	2019

LOWEST STOLEN BASE AGAINST PCT.

	TOTAL	YEAR
1.	.560 (14-25)	2005
2.	.636 (7-11)	2015
3.	.649 (24-37)	2010
4.	.667 (6-9)	2019
	.667 (16-24)	2012

CHANCES

	TOTAL	YEAR
1.	985	1997
2.	927	2001
3.	900	2000
4.	884	2006
5.	848	1999

PUTOUTS

	TOTAL	YEAR
1.	635	1997
2.	605	2001
3.	603	2006
4.	591	2009
	591	2003

ASSISTS

	TOTAL	YEAR
1.	296	1997
2.	267	2000
3.	251	1998
4.	248	2001
5.	245	2018

FEWEST ERRORS

	TOTAL	YEAR
1.	4	2020*
2.	11	2014
3.	15	2015
4.	18	2004
5.	20	2018

DOUBLE PLAYS

	TOTAL	YEAR
1.	20	2017
2.	18	2016
3.	15	2015
	15	2014
5.	14	1998

CAUGHT STEALING BY

	TOTAL	YEAR
1.	14	1999
	14	2007
3.	13	2010
4.	12	2006
5.	11	1997
	11	2005

FEWEST STOLEN BASES AGAINST

	TOTAL	YEAR
1.	4	2020*
2.	6	2019
3.	7	2015
4.	9	2018
	9	2016

FEWEST PASSED BALLS

	TOTAL	YEAR
1.	1	2005
	1	2017
	1	2015
	1	2020*
5.	2	2011
	2	2018
	2	2003

*The 2020 season was suspended due to the COVID-19 pandemic.

Records set during the Mickey Dean era are listed in **BOLD**.



BATTING

BATTING AVERAGE (MIN. 70 AB)

YEAR	TOTAL	PLAYER
1997	.343 (81-236)	Kim Blair
1998	.346 (56-162)	Mary Petrie
1999	.331 (54-163)	Marcella Passarelli
2000	.454 (54-119)	Mary Petrie
2001	.383 (80-209)	Ashley Moore
2002	.343 (60-175)	Ashley Moore
2003	.291 (51-175)	Ashley Griffin
2004	.333 (58-174)	Sara Dean
2005	.394 (76-193)	Holly Currie
2006	.357 (51-143)	Sara Ghezzi
2007	.321 (52-162)	Holly Currie
2008	.283 (52-184)	Brittany Scott
2009	.333 (52-156)	Myesha Finney
2010	.356 (47-132)	Kyndall White
2011	.376 (62-165)	Morgan Estell
2012	.333 (61-183)	Lauren Guzman
2013	.389 (61-157)	Emily Carosone
2014	.418 (47-177)	Kasey Cooper
2015	.438 (85-194)	Emily Carosone
2016	.422 (79-187)	Kasey Cooper
2017	.371 (46-124)	Alyssa Rivera
2018	.373 (60-161)	Victoria Draper
2019	.342 (65-190)	Casey McCrackin
2020*	.358 (29-81)	Alyssa Rivera

SLUGGING PCT. (MIN. 70 AB)

YEAR	TOTAL	PLAYER
1997	.446 (202 AB)	Ashley Camp
1998	.537 (162 AB)	Mary Petrie
1999	.571 (163 AB)	Mary Petrie
2000	.782 (119 AB)	Mary Petrie
2001	.685 (181 AB)	Mary Petrie
2002	.697 (175 AB)	Ashley Moore
2003	.451 (175 AB)	Ashley Griffin
2004	.523 (174 AB)	Sara Dean
2005	.772 (193 AB)	Holly Currie
2006	.594 (143 AB)	Sara Ghezzi
2007	.543 (162 AB)	Holly Currie
2008	.500 (156 AB)	Tatiana Fernandez
2009	.526 (156 AB)	Myesha Finney
2010	.758 (132 AB)	Kyndall White
2011	.594 (165 AB)	Morgan Estell
2012	.548 (157 AB)	Lauren Guzman
2013	.654 (153 AB)	Brannndi Melero
2014	.780 (177 AB)	Kasey Cooper
2015	.809 (194 AB)	Emily Carosone
2016	.872 (187 AB)	Kasey Cooper
2017	.599 (177 AB)	Carlee Wallace
2018	.550 (131 AB)	Casey McCrackin
2019	.699 (166 AB)	Kendall Veach
2020*	.605 (81 AB)	Alyssa Rivera

ON BASE PCT. (MIN. 70 AB)

YEAR	TOTAL	PLAYER
1997	.370 (236 AB)	Kim Blair
1998	.398 (162 AB)	Mary Petrie
1999	.394 (163 AB)	Mary Petrie
2000	.531 (119 AB)	Mary Petrie
2001	.475 (181 AB)	Mary Petrie
2002	.463 (175 AB)	Ashley Moore

2003	.339 (166 AB)	Sara Dean
2004	.403 (174 AB)	Sara Dean
2005	.464 (193 AB)	Holly Currie
2006	.481 (172 AB)	Kristina McCain
2007	.414 (133 AB)	Tatiana Fernandez
2008	.423 (156 AB)	Tatiana Fernandez
2009	.467 (156 AB)	Myesha Finney
2010	.418 (132 AB)	Kyndall White
2011	.478 (165 AB)	Morgan Estell
2012	.385 (148 AB)	Caitlin Jordan
2013	.482 (157 AB)	Morgan Estell
2014	.560 (158 AB)	Emily Carosone
2015	.552 (194 AB)	Emily Carosone
2016	.581 (187 AB)	Kasey Cooper
2017	.480 (167 AB)	Kasey Cooper
2018	.462 (131 AB)	Casey McCrackin
2019	.426 (174 AB)	Alyssa Rivera
2020*	.447 (81 AB)	Alyssa Rivera

AT BATS

YEAR	TOTAL	PLAYER
1997	236	Kim Blair
1998	186	Kim Blair
1999	186	Chris Steiner
2000	214	Ashley Moore
2001	209	Ashley Moore
2002	190	Kasey Angulo
2003	176	Shannon Anderson
2004	187	Ashley Griffin
2005	213	Ashley Griffin
2006	183	Tatiana Fernandez
2007	162	Holly Currie
2008	184	Brittany Scott
	184	Taryn Gray
2009	200	Kyndall White
2010	166	Caitlin Stangl
2011	188	Lauren Guzman
2012	183	Lauren Guzman
2013	172	Brooke Lathan
2014	177	Kasey Cooper
	177	Morgan Estell
2015	207	Tiffany Howard
2016	246	Tiffany Howard
2017	177	Carlee Wallace
	177	Kendall Veach
2018	161	Victoria Draper
	161	Courtney Shea
2019	190	Casey McCrackin
2020*	81	Makenna Dowell
	81	Alyssa Rivera

RUNS SCORED

YEAR	TOTAL	PLAYER
1997	43	Kim Blair
1998	22	Mary Petrie
1999	39	Marcella Passarelli
2000	40	Ashley Moore
2001	50	Ashley Moore
2002	50	Ashley Moore
2003	22	Ashley Griffin
2004	34	Ashley Griffin
2005	56	Ashley Griffin
2006	43	Kristina McCain
2007	22	Sara Ghezzi

2008	28	Brittany Scott
2009	26	Myesha Finney
	26	Kyndall White
2010	26	Caitlin Stangl
2011	38	Morgan Estell
2012	34	Brooke Lathan
2013	60	Morgan Estell
2014	70	Emily Carosone
	70	Kasey Cooper
2015	88	Emily Carosone
2016	78	Tiffany Howard
2017	44	Victoria Draper
2018	40	Victoria Draper
2019	47	Casey McCrackin
2020*	24	Alyssa Rivera

HITS

YEAR	TOTAL	PLAYER
1997	81	Kim Blair
1998	56	Mary Petrie
	56	Kim Blair
1999	55	Ashley Moore
2000	70	Jen Kraemer
2001	80	Ashley Moore
2002	64	Kasey Angulo
2003	51	Ashley Griffin
2004	58	Sara Dean
2005	76	Holly Currie
2006	61	Kristina McCain
2007	52	Holly Currie
2008	52	Brittany Scott
2009	55	Kyndall White
2010	48	Amber Harrison
2011	62	Morgan Estell
2012	61	Lauren Guzman
2013	61	Emily Carosone
2014	74	Kasey Cooper
2015	86	Tiffany Howard
2016	96	Tiffany Howard
2017	59	Carlee Wallace
2018	60	Victoria Draper
2019	65	Casey McCrackin
2020*	29	Alyssa Rivera

RUNS BATTED IN

YEAR	TOTAL	PLAYER
1997	28	Chris Steiner
1998	35	Mary Petrie
1999	43	Mary Petrie
2000	43	Mary Petrie
2001	40	Ashley Moore
2002	41	Kasey Angulo
2003	18	Paige Jones
	18	Deni Zeigler
2004	30	Sara Dean
2005	65	Holly Currie
2006	41	Tatiana Fernandez
2007	32	Holly Currie
2008	34	Tatiana Fernandez
2009	24	Myesha Finney
	24	Tatiana Fernandez
2010	34	Kyndall White
2011	31	Kelsey Cartwright
	31	Lauren Guzman



2012	41	Elizabeth Eisterhold
2013	46	Branndi Melero
2014	78	Branndi Melero
2015	80	Emily Carosone
2016	83	Kasey Cooper
2017	52	Carlee Wallace
2018	33	Alyssa Rivera
	33	Courtney Shea
2019	48	Tannon Snow
	48	Kendall Veach
2020*	18	Alyssa Rivera

DOUBLES

YEAR	TOTAL	PLAYER
1997	21	Ashley Camp
1998	10	Mary Petrie
1999	9	Amy Dalsing
2000	17	Jen Kraemer
	17	Ashley Moore
2001	22	Ashley Moore
2002	16	Kasey Angulo
2003	17	Ashley Griffin
2004	14	Sara Dean
2005	20	Holly Currie
2006	12	Tatiana Fernandez
	12	Kristina McCain
2007	11	Ashley Arcuri
2008	13	Tatiana Fernandez
2009	11	Tatiana Fernandez
	11	Kyndall White
2010	11	Kyndall White
	11	Amber Harrison
2011	18	Morgan Estell
2012	10	Lauren Guzman
	10	Brooke Lathan
2013	14	Emily Carosone
2014	19	Morgan Estell
2015	18	Emily Carosone
2016	19	Kasey Cooper
2017	20	Carlee Wallace
2018	10	Courtney Shea
2019	16	Casey McCrackin
2020*	6	Makenna Dowell

TRIPLES

YEAR	TOTAL	PLAYER
1997	3	Ashley Camp
1998	1	Ashley Camp
	1	Marcella Passarelli
1999	2	Chris Steiner
2000	2	Jen Kraemer
2001	1	Mary Petrie
	1	Deni Zeigler
	1	Ashley Moore
	1	Jennifer Hammock
2002	1	Martha Phillips
	1	Sara Dean
	1	Kelly Sutton
	1	Deni Zeigler
2003	2	Shannon Anderson
2004	2	Sara Dean
	2	Ashley Griffin
2005	4	Sara Dean
2006	3	Myesha Finney
2007	2	Brittany Scott

2008	3	Brittany Scott
2009	1	Kyndall White
	1	Amber Harrison
2010	1	Krista Clyde
	1	Megan Mitchell
2011	3	Lauren Guzman
2012	3	Lauren Guzman
2013	3	Morgan Estell
2014	1	Emily Carosone
2015	6	Tiffany Howard
2016	4	Tiffany Howard
2017	4	Kendall Veach
2018	3	Taylon Snow
2019	2	Bree Fornis
	2	Casey McCrackin
2020*	1	Maddison Koepke
	1	Aspyn Godwin
	1	Lindsey Garcia

HOME RUNS

YEAR	TOTAL	PLAYER
1997	2	Chris Steiner
1998	7	Mary Petrie
1999	12	Mary Petrie
2000	10	Mary Petrie
2001	13	Mary Petrie
2002	17	Ashley Moore
2003	5	Kasey Angulo
2004	6	Ashley Griffin
2005	17	Holly Currie
2006	8	Sara Ghezzi
	8	Tatiana Fernandez
	8	Ashley Griffin
2007	9	Holly Currie
2008	7	Tatiana Fernandez
	7	Jorja Bell
2009	7	Myesha Finney
	7	Elizabeth Eisterhold
2010	14	Kyndall White
2011	6	Morgan Estell
	6	Kyndall White
	6	Amber Harrison
2012	12	Elizabeth Eisterhold
2013	10	Branndi Melero
2014	18	Kasey Cooper
2015	19	Jade Rhodes
2016	21	Kasey Cooper
2017	12	Kendall Veach
2018	9	Alyssa Rivera
2019	20	Kendall Veach
2020*	6	Alyssa Rivera

TOTAL BASES

YEAR	TOTAL	PLAYER
1997	90	Ashley Camp
1998	87	Mary Petrie
1999	93	Mary Petrie
2000	106	Jen Kraemer
2001	137	Ashley Moore
2002	122	Ashley Moore
2003	79	Ashley Griffin
2004	91	Sara Dean
2005	149	Holly Currie
2006	95	Tatiana Fernandez

2007	88	Holly Currie
2008	78	Tatiana Fernandez
2009	83	Kyndall White
2010	100	Kyndall White
2011	98	Morgan Estell
2012	86	Brook Lathan
2013	100	Branndi Melero
2014	138	Kasey Cooper
2015	157	Emily Carosone
2016	163	Kasey Cooper
2017	106	Carlee Wallace
2018	81	Alyssa Rivera
2019	116	Kendall Veach
2020*	49	Alyssa Rivera

WALKS

YEAR	TOTAL	PLAYER
1997	15	Ashley Camp
1998	14	Mary Petrie
1999	21	Mary Petrie
2000	23	Mary Petrie
2001	31	Mary Petrie
2002	39	Ashley Moore
2003	15	Sara Dean
2004	24	Kristina McCain
2005	33	Kristina McCain
2006	36	Kristina McCain
2007	25	Tatiana Fernandez
2008	32	Tatiana Fernandez
2009	24	Elizabeth Eisterhold
2010	26	Amber Harrison
2011	31	Amber Harrison
2012	26	Caitlin Jordan
2013	35	Morgan Estell
2014	45	Morgan Estell
2015	49	Kasey Cooper
2016	71	Kasey Cooper
2017	49	Kasey Cooper
2018	35	Casey McCrackin
2019	29	Kendall Veach
2020*	13	Alyssa Rivera

HIT BY PITCH

YEAR	TOTAL	PLAYER
1997	8	Ashley Camp
1998	3	Kim Blair
1999	10	Sarah Orozco
2000	14	Sarah Orozco
2001	10	Ashley Moore
2002	7	Lindsey Chitwood
2003	7	Ashley Griffin
2004	3	Kristina McCain
	3	Lindsey Chitwood
	3	Lolani Alvarez
	3	Sara Ghezzi
	3	Shannon Anderson
2005	7	Lolani Alvarez
2006	9	Myesha Finney
2007	19	Myesha Finney
2008	18	Myesha Finney
2009	21	Myesha Finney
2010	10	Katie Colton
2011	11	Kelsey Cartwright
2012	17	Baylee Stephens



YEARLY LEADERS

2013	8	Emily Carosone
2014	33	Emily Carosone
2015	19	Emily Carosone
2016	25	Emily Carosone
2017	7	Kasey Cooper
2018	6	Justus Perry
2019	16	Justus Perry
2020*	7	Justus Perry

FEWEST STRIKEOUTS (MIN. 70 AB)

YEAR	TOTAL	PLAYER
1997	10 (236 AB)	Kim Blair
	10 (90 AB)	Jill Nunnally
1998	8 (73 AB)	Michelle Martin
1999	7 (116 AB)	Sarah Orozco
2000	4 (100 AB)	Kimball Pratt
2001	22 (98 AB)	Lindsey Chitwood
2002	15 (175 AB)	Sara Dean
2003	17 (166 AB)	Sara Dean
	17 (70 AB)	Jennifer Hammock
2004	17 (174 AB)	Sara Dean
2005	13 (197 AB)	Sara Dean
2006	16 (90 AB)	Lauren Walton
2007	15 (144 AB)	Ashley Arcuri
2008	17 (156 AB)	Tatiana Fernandez
2009	20 (153 AB)	Lauren Guzman
2010	12 (152 AB)	Lauren Guzman
2011	11 (188 AB)	Lauren Guzman
2012	9 (183 AB)	Lauren Guzman
2013	15 (157 AB)	Emily Carosone
2014	7 (177 AB)	Kasey Cooper
2015	14 (194 AB)	Emily Carosone
	14 (139 AB)	Carlee Wallace
2016	15 (187 AB)	Kasey Cooper
2017	15 (177 AB)	Carlee Wallace
	15 (74 AB)	Carmyn Greenwood
2018	6 (77 AB)	KK Crocker
2019	10 (173 AB)	Taylor Snow
2020*	2 (81 AB)	Makenna Dowell

SACRIFICE FLIES

YEAR	TOTAL	PLAYER
1997	3	Jennifer Page
1998	3	Ashley Camp
1999	4	Michelle Martin
2000	3	Jen Kraemer
	3	Mary Petrie
2001	2	Mary Petrie
	2	Makayla Martin
2002	2	Ashley Moore
	2	Kelly Sutton
	2	Rasheedah Hameed
	2	Deni Zeigler
2003	2	Kasey Angulo
	2	Paige Jones
2004	2	Holly Currie
	2	Martha Phillips
2005	7	Sara Dean
2006	2	Tatiana Fernandez
	2	Myesha Finney
	2	Ashley Griffin
2007	4	Myesha Finney
2008	3	Alicia Hunolt
	3	Jorja Bell

2009	2	Elizabeth Eisterhold
	2	Tatiana Fernandez
	2	Amber Harrison
2010	2	Krista Clyde
	2	Kelley Smiley
	2	Amber Harrison
2011	3	Amber Harrison
	3	Morgan Estell
2012	2	Elizabeth Eisterhold
2013	3	Brooke Lathan
2014	4	Kasey Cooper
2015	7	Emily Carosone
2016	4	Emily Carosone
2017	5	Courtney Shea
2018	4	Kendall Veach
2019	4	Tannon Snow
2020*	3	Tannon Snow

SACRIFICE HITS

YEAR	TOTAL	PLAYER
1997	19	Amy Bellanca
1998	15	Chris Steiner
1999	8	Chris Steiner
2000	8	Marcella Passarelli
	8	Sarah Orozco
	8	Jodie Van Ooyen
2001	13	Jennifer Hammock
2002	10	Lindsey Chitwood
2003	13	Shannon Anderson
2004	10	Lolani Alvarez
2005	9	Amy Shaw
2006	18	Ashley Griffin
2007	11	Lindsey Harrelson
2008	8	Myesha Finney
2009	13	Lauren Guzman
2010	12	Krista Clyde
2011	9	Kelsey Cartwright
2012	13	Brooke Lathan
2013	6	Tiffany Howard
2014	6	Tiffany Howard
2015	7	Jade Rhodes
2016	8	Victoria Draper
2017	4	Victoria Draper
2018	7	Victoria Draper
2019	8	Bree Fornis
2020*	4	Abby Tissier

STOLEN BASES

YEAR	TOTAL	PLAYER
1997	14	Kim Blair
1998	19	Kim Blair
1999	15	Chris Steiner
2000	13	Marcella Passarelli
2001	6	Jennifer Hammock
	6	Kim Freeland
2002	21	Shannon Anderson
2003	19	Shannon Anderson
2004	33	Shannon Anderson
2005	16	Kristina McCain
2006	9	Lauren Walton
2007	8	Lauren Walton
2008	7	Brittany Scott
2009	10	Myesha Finney
	10	Amber Harrison

2010	8	Lauren Guzman
	8	Kelsey Cartwright
2011	13	Caitlin Stangl
2012	7	Lauren Guzman
2013	13	Emily Carosone
2014	3	Morgan Estell
	3	Tiffany Howard
	3	Emily Carosone
2015	7	Kasey Cooper
2016	11	Tiffany Howard
2017	9	Victoria Draper
2018	38	Victoria Draper
2019	18	Alyssa Rivera
2020*	10	Alyssa Rivera

PITCHING

EARNED RUN AVG. (MIN. 100 IP)

YEAR	TOTAL	PLAYER
1997	1.93 (130.2 IP)	Renee Sease
1998	2.30 (115.2 IP)	Denisse Montalvo
1999	2.00 (164.2 IP)	Nicole Groves
2000	2.74 (173.2 IP)	Jennifer Lofton
2001	1.62 (104.0 IP)	Jennifer Lofton
2002	1.78 (220.2 IP)	Kristin Keyes
2003	2.75 (173.0 IP)	Kristin Keyes
2004	1.06 (243.1 IP)	Kristin Keyes
2005	1.95 (208.1 IP)	Holly Currie
2006	1.79 (219.0 IP)	Holly Currie
2007	1.72 (187.0 IP)	Anna Thompson
2008	1.85 (102.1 IP)	Brittany Day
2009	2.28 (199.1 IP)	Anna Thompson
2010	1.46 (167.1 IP)	Anna Thompson
2011	1.53 (156.0 IP)	Angel Bunner
2012	1.80 (116.2 IP)	Lauren Schmalz
2013	2.96 (161.0 IP)	Marcy Harper
2014	2.89 (225.1 IP)	Lexi Davis
2015	2.91 (149.1 IP)	Rachael Walters
2016	1.57 (116.0 IP)	Makayla Martin
2017	1.36 (206.1 IP)	Kaylee Carlson
2018	1.36 (134.0 IP)	Makayla Martin
2019	2.91 (106.0 IP)	Chardonnay Harris
2020*	1.15 (48.2 IP)	Samantha Yarbrough

BATTING AVG. AGAINST (MIN. 100 IP)

YEAR	TOTAL	PLAYER
1997	.239 (130.2 IP)	Renee Sease
1998	.248 (115.2 IP)	Denisse Montalvo
1999	.245 (164.2 IP)	Nicole Groves
2000	.247 (173.2 IP)	Jennifer Lofton
2001	.241 (104.0 IP)	Jennifer Lofton
2002	.201 (220.2 IP)	Kristin Keyes
2003	.218 (173.0 IP)	Kristin Keyes
2004	.134 (243.1 IP)	Kristin Keyes
2005	.184 (208.1 IP)	Holly Currie
2006	.183 (219.0 IP)	Holly Currie
2007	.169 (187.0 IP)	Anna Thompson
2008	.187 (159.1 IP)	Anna Thompson
2009	.181 (199.1 IP)	Anna Thompson
2010	.148 (167.1 IP)	Anna Thompson
2011	.205 (156.0 IP)	Angel Bunner
2012	.174 (131.1 IP)	Jenee Loree
2013	.238 (161.0 IP)	Marcy Harper
2014	.210 (131.0 IP)	Marcy Harper



2015	.238 (149.1 IP)	Rachael Walters
2016	.215 (116.0 IP)	Makayla Martin
2017	.210 (206.1 IP)	Kaylee Carlson
2018	.202 (134.0 IP)	Makayla Martin
2019	.240 (106.0 IP)	Chardonnay Harris
2020*	.147 (48.2 IP)	Samantha Yarbrough

INNINGS PITCHED

YEAR	TOTAL	PLAYER
1997	176.0	Brenda Espinoza
1998	115.2	Denisse Montalvo
1999	164.2	Nicole Groves
2000	173.2	Jennifer Lofton
2001	142.0	Jaime Rasmussen
2002	220.2	Kristen Keyes
2003	173.0	Kristen Keyes
2004	243.1	Kristen Keyes
2005	208.1	Holly Currie
2006	219.0	Holly Currie
2007	187.0	Anna Thompson
2008	159.1	Anna Thompson
2009	199.1	Anna Thompson
2010	167.1	Anna Thompson
2011	156.0	Angel Bunner
2012	131.1	Jenee Loree
2013	161.0	Marcy Harper
2014	225.1	Lexi Davis
2015	152.1	Lexi Davis
2016	130.2	Kaylee Carlson
2017	206.1	Kaylee Carlson
2018	183.2	Kaylee Carlson
2019	132.1	Ashlee Swindle
2020*	63.1	Lexie Handley

FEWEST HITS ALLOWED (MIN. 100 IP)

YEAR	TOTAL	PLAYER
1997	119 (130.2 IP)	Renee Sease
1998	109 (115.2 IP)	Denisse Montalvo
1999	132 (133.2 IP)	Denisse Montalvo
2000	167 (173.2 IP)	Jennifer Lofton
2001	95 (104.0 IP)	Jennifer Lofton
2002	148 (143.0 IP)	Jennifer Lofton
2003	126 (133.0 IP)	Janet Spivey
2004	110 (243.1 IP)	Kristin Keyes
2005	137 (208.1 IP)	Holly Currie
2006	133 (147.1 IP)	Beth DiPietro
2007	99 (124.2 IP)	Holly Currie
2008	83 (102.1 IP)	Brittany Day
2009	131 (199.1 IP)	Anna Thompson
2010	85 (167.1 IP)	Anna Thompson
2011	116 (156.0 IP)	Angel Bunner
2012	82 (131.1 IP)	Jenee Loree
2013	119 (103.1 IP)	Lexi Davis
2014	103 (131.0 IP)	Marcy Harper
2015	113 (118.2 IP)	Marcy Harper
2016	92 (116.0 IP)	Makayla Martin
2017	133 (155.1 IP)	Makayla Martin
2018	97 (134.0 IP)	Makayla Martin
2019	99 (106.0 IP)	Chardonnay Harris
2020*	24 (48.2 IP)	Samantha Yarbrough

FEWEST RUNS ALLOWED (MIN. 100 IP)

YEAR	TOTAL	PLAYER
1997	59 (130.2 IP)	Renee Sease

1998	52 (115.2 IP)	Denisse Montalvo
1999	75 (164.2 IP)	Nicole Groves
2000	90 (165.2 IP)	Jaime Rasmussen
2001	41 (104.0 IP)	Jennifer Lofton
2002	72 (220.2 IP)	Kristin Keyes
2003	67 (133.0 IP)	Janet Spivey
2004	47 (243.1 IP)	Kristin Keyes
2005	80 (200.2 IP)	Beth DiPietro
2006	60 (147.1 IP)	Beth DiPietro
2007	50 (124.2 IP)	Holly Currie
2008	38 (102.1 IP)	Brittany Day
2009	77 (199.1 IP)	Anna Thompson
2010	51 (167.1 IP)	Anna Thompson
2011	44 (156.0 IP)	Angel Bunner
2012	37 (116.2 IP)	Lauren Schmalz
2013	75 (161.0 IP)	Marcy Harper
2014	80 (131.0 IP)	Marcy Harper
2015	70 (149.1 IP)	Rachael Walters
2016	41 (116.0 IP)	Makayla Martin
2017	53 (155.1 IP)	Makayla Martin
2018	30 (134.0 IP)	Makayla Martin
2019	54 (106.0 IP)	Chardonnay Harris
2020*	11 (48.2 IP)	Samantha Yarbrough

FEWEST EARNED RUNS ALLOWED (MIN. 100 IP)

YEAR	TOTAL	PLAYER
1997	36 (130.2 IP)	Renee Sease
1998	38 (115.2 IP)	Denisse Montalvo
1999	47 (164.2 IP)	Nicole Groves
2000	65 (165.2 IP)	Jaime Rasmussen
2001	24 (104.0 IP)	Jennifer Lofton
2002	56 (220.2 IP)	Kristin Keyes
2003	61 (133.0 IP)	Janet Spivey
2004	37 (243.1 IP)	Kristin Keyes
2005	58 (208.1 IP)	Holly Currie
2006	39 (147.1 IP)	Beth DiPietro
2007	43 (124.2 IP)	Holly Currie
2008	27 (102.1 IP)	Brittany Day
2009	62 (174.0 IP)	Jenee Loree
2010	35 (167.1 IP)	Anna Thompson
2011	34 (156.0 IP)	Angel Bunner
2012	30 (116.2 IP)	Lauren Schmalz
2013	60 (103.1 IP)	Lexi Davis
2014	70 (103.0 IP)	Marcy Harper
2015	62 (149.1 IP)	Rachael Walters
2016	26 (116.0 IP)	Makayla Martin
2017	40 (206.1 IP)	Kaylee Carlson
2018	26 (134.0 IP)	Makayla Martin
2019	44 (106.0 IP)	Chardonnay Harris
2020*	8 (48.2 IP)	Samantha Yarbrough

FEWEST WALKS (MIN. 100 IP)

YEAR	TOTAL	PLAYER
1997	31 (130.2 IP)	Renee Sease
1998	55 (115.2 IP)	Denisse Montalvo
1999	43 (164.2 IP)	Nicole Groves
2000	45 (165.2 IP)	Jaime Rasmussen
2001	35 (104.0 IP)	Jennifer Lofton
2002	59 (143.0 IP)	Jennifer Lofton
2003	36 (133.0 IP)	Janet Spivey
2004	57 (243.1 IP)	Kristin Keyes
2005	78 (200.2 IP)	Beth DiPietro
2006	66 (147.1 IP)	Beth DiPietro
2007	72 (187.0 IP)	Anna Thompson

2008	41 (159.1 IP)	Anna Thompson
2009	66 (174.0 IP)	Jenee Loree
2010	54 (167.1 IP)	Anna Thompson
2011	40 (128.2 IP)	Lauren Schmalz
2012	22 (126.1 IP)	Angel Bunner
2013	48 (161.0 IP)	Marcy Harper
2014	71 (225.1 IP)	Lexi Davis
2015	54 (118.2 IP)	Marcy Harper
2016	38 (116.0 IP)	Makayla Martin
2017	41 (206.1 IP)	Kaylee Carlson
2018	33 (183.2 IP)	Kaylee Carlson
	33 (134.0 IP)	Makayla Martin
2019	30 (106.0 IP)	Chardonnay Harris
2020*	19 (61.1 IP)	Ashlee Swindle

STRIKEOUTS

YEAR	TOTAL	PLAYER
1997	132	Denisse Montalvo
1998	83	Denisse Montalvo
1999	126	Denisse Montalvo
2000	97	Jennifer Lofton
2001	81	Lily DuBois
2002	211	Kristen Keyes
2003	196	Kristen Keyes
2004	320	Kristen Keyes
2005	250	Holly Currie
2006	286	Holly Currie
2007	291	Anna Thompson
2008	236	Anna Thompson
2009	269	Anna Thompson
2010	282	Anna Thompson
2011	147	Lauren Schmalz
2012	133	Jenee Loree
2013	123	Marcy Harper
2014	145	Lexi Davis
2015	118	Rachael Walters
2016	71	Kaylee Carlson
2017	117	Kaylee Carlson
2018	121	Kaylee Carlson
2019	121	Chardonnay Harris
2020*	53	Samantha Yarbrough

WINS

YEAR	TOTAL	PLAYER
1997	13	Brenda Espinoza
1998	6	Erika Koivula
1999	11	Nicole Groves
	11	Denisse Montalvo
2000	14	Jennifer Lofton
2001	9	Lily DuBois
	9	Jennifer Lofton
	9	Jaime Rasmussen
2002	21	Kristen Keyes
2003	12	Kristen Keyes
2004	27	Kristen Keyes
2005	24	Holly Currie
2006	19	Holly Currie
2007	15	Anna Thompson
2008	12	Anna Thompson
2009	15	Anna Thompson
2010	17	Anna Thompson
2011	16	Angel Bunner
2012	13	Angel Bunner
2013	16	Marcy Harper



YEARLY LEADERS

2014	22	Lexi Davis
2015	26	Lexi Davis
2016	19	Kaylee Carlson
2017	27	Kaylee Carlson
2018	21	Kaylee Carlson
2019	11	Makayla Martin
	11	Chardonnay Harris
	11	Ashlee Swindle
2020*	6	Ashlee Swindle
	6	Samantha Yarbrough

SAVES

YEAR	TOTAL	PLAYER
1997	3	Renee Sease
1998	4	Mary Petrie
1999	3	Nicole Groves
2000	6	Jennifer Lofton
2001	3	Jaime Rasmussen
2002	9	Kristen Keyes
2003	1	Kristen Keyes
2004	2	Beth DiPietro
2005	5	Holly Currie
2006	5	Holly Currie
2007	3	Anna Thompson
2008	5	Anna Thompson
2009	1	Jenee Loree
	1	Anna Thompson
2010	4	Anna Thompson
2011	2	Lauren Schmalz
	2	Angel Bunner
2012	3	Lauren Schmalz
2013	2	Hillary Mavromat
	2	Marcy Harper
2014	4	Lexi Davis
2015	4	Rachael Walters
2016	2	Rachael Walters
	2	Kaylee Carlson
	2	Makayla Martin
2017	4	Kaylee Carlson
2018	2	Kaylee Carlson
2019	2	Ashlee Swindle
2020*	1	Ashlee Swindle
	1	Samantha Yarbrough

APPEARANCES

YEAR	TOTAL	PLAYER
1997	37	Renee Sease
1998	27	Mary Petrie
	27	Denisse Montalvo
1999	36	Nicole Groves
2000	44	Jennifer Lofton
2001	35	Jaime Rasmussen
2002	50	Kristen Keyes
2003	32	Kristen Keyes
2004	43	Kristen Keyes
2005	46	Holly Currie
2006	42	Holly Currie
2007	40	Anna Thompson
2008	32	Anna Thompson
2009	39	Anna Thompson
2010	40	Anna Thompson
2011	33	Angel Bunner
2012	31	Lauren Schmalz
2013	34	Marcy Harper

2014	45	Lexi Davis
2015	47	Rachael Walters
2016	33	Rachael Walters
2017	41	Kaylee Carlson
2018	35	Kaylee Carlson
2019	34	Ashlee Swindle
2020*	18	Lexie Handley

GAMES STARTED

YEAR	TOTAL	PLAYER
1997	32	Brenda Espinoza
1998	20	Brenda Espinoza
1999	26	Denisse Montalvo
2000	30	Jaime Rasmussen
2001	24	Lily DuBois
2002	30	Kristen Keyes
2003	26	Kristen Keyes
2004	32	Kristen Keyes
2005	33	Holly Currie
2006	32	Holly Currie
2007	23	Anna Thompson
2008	22	Anna Thompson
2009	28	Anna Thompson
2010	21	Anna Thompson
2011	20	Jenee Loree
	20	Angel Bunner
2012	21	Jenee Loree
2013	23	Marcy Harper
2014	34	Lexi Davis
2015	26	Lexi Davis
2016	22	Kaylee Carlson
2017	33	Kaylee Carlson
2018	30	Kaylee Carlson
2019	17	Chardonnay Harris
2020*	15	Lexie Handley

COMPLETE GAMES

YEAR	TOTAL	PLAYER
1997	13	Denisse Montalvo
1998	6	Erika Koivula
	6	Denisse Montalvo
1999	13	Nicole Groves
2000	12	Jaime Rasmussen
2001	10	Jaime Rasmussen
2002	23	Kristen Keyes
2003	16	Kristen Keyes
2004	25	Kristen Keyes
2005	20	Holly Currie
2006	20	Holly Currie
2007	14	Anna Thompson
2008	13	Anna Thompson
2009	16	Anna Thompson
2010	11	Anna Thompson
2011	11	Lauren Schmalz
2012	11	Angel Bunner
2013	14	Marcy Harper
2014	24	Lexi Davis
2015	8	Rachael Walters
2016	10	Kaylee Carlson
2017	21	Kaylee Carlson
2018	13	Kaylee Carlson
2019	10	Makayla Martin
2020*	5	Lexie Handley

GAMES FINISHED

YEAR	TOTAL	PLAYER
1997	25	Renee Sease
1998	24	Mary Petrie
1999	11	Nicole Groves
2000	25	Jennifer Lofton
2001	17	Mary Petrie
2002	18	Kristen Keyes
2003	15	Jenny Diaz
2004	10	Beth DiPietro
	10	Kristen Keyes
2005	13	Beth DiPietro
2006	10	Holly Currie
2007	16	Anna Thompson
2008	17	Angel Bunner
2009	11	Jenee Loree
	11	Anna Thompson
2010	14	Anna Thompson
2011	12	Angel Bunner
2012	11	Lauren Schmalz
	11	Angel Bunner
2013	15	Hilary Mavromat
2014	11	Lexi Davis
2015	20	Rachael Walters
2016	20	Rachael Walters
2017	9	Ashlee Swindle
2018	10	Ashlee Swindle
2019	17	Ashlee Swindle
2020*	9	Samantha Yarbrough

SHUTOUTS

YEAR	TOTAL	PLAYER
1997	6	Brenda Espinoza
1998	1	Erika Koivula
1999	4	Denisse Montalvo
	4	Nicole Groves
2000	4	Jaime Rasmussen
2001	3	Jennifer Lofton
2002	6	Kristen Keyes
2003	5	Janey Spivey
2004	13	Kristen Keyes
2005	9	Holly Currie
2006	9	Holly Currie
2007	5	Anna Thompson
2008	5	Anna Thompson
	5	Brittany Day
2009	3	Jenee Loree
2010	6	Anna Thompson
2011	4	Angel Bunner
2012	5	Angel Bunner
2013	2	Lexi Davis
2014	6	Lexi Davis
2015	1	Marcy Harper
	1	Rachael Walters
	1	Lexi Davis
2016	4	Kaylee Carlson
2017	6	Kaylee Carlson
2018	4	Makayla Martin
	4	Kaylee Carlson
2019	5	Makayla Martin
2020*		NONE



COMBINED SHUTOUTS

YEAR	TOTAL	PLAYER
1997		NONE
1998	4	Mary Petrie
1999	2	Nicole Groves
	2	Denisse Montalvo
2000	3	Jennifer Lofton
2001		NONE
2002	4	Kristen Keyes
2003	2	Janet Spivey
	2	Kristen Keyes
2004	5	Kristen Keyes
2005		NONE
2006	2	Beth DiPietro
2007	3	Anna Thompson
	3	Holly Currie
2008	4	Angel Bunner
	4	Anna Thompson
2009	4	Anna Thompson
	4	Jenee Loree
2010	3	Anna Thompson
2011		NONE
2012	2	Lauren Schmalz
	2	Jenee Loree
2013	2	Hilary Mavromat
	2	Marcy Harper
2014	3	Marcy Harper
2015	5	Rachael Walters
2016	6	Rachael Walters
2017	8	Kaylee Carlson
2018	10	Makayla Martin
2019	2	Lexie Handley
	2	Ashlee Swindle
2020*	2	Samantha Yarbrough
	2	Lexie Handley

FEWEST HR ALLOWED (MIN. 100 IP)

YEAR	TOTAL	PLAYER
1997	2 (176.0 IP)	Brenda Espinoza
1998	5 (115.2 IP)	Denisse Montalvo
1999	8 (164.2 IP)	Nicole Groves
2000	5 (165.2 IP)	Jaime Rasmussen
2001	6 (104.0 IP)	Jennifer Lofton
2002	11 (220.2 IP)	Kristin Keyes
	11 (143.0 IP)	Jennifer Lofton
2003	13 (173.0 IP)	Kristin Keyes
2004	12 (243.1 IP)	Kristin Keyes
2005	14 (208.1 IP)	Holly Currie
	14 (200.2 IP)	Beth DiPietro
2006	12 (147.1 IP)	Beth DiPietro
2007	8 (124.2 IP)	Holly Currie
2008	4 (102.1 IP)	Brittany Day
2009	3 (199.1 IP)	Anna Thompson
2010	16 (167.1 IP)	Anna Thompson
2011	8 (156.0 IP)	Angel Bunner
2012	8 (126.1 IP)	Angel Bunner
2013	10 (103.1 IP)	Lexi Davis
2014	27 (225.1 IP)	Lexi Davis
2015	16 (152.1 IP)	Lexi Davis
2016	5 (116.0 IP)	Makayla Martin
2017	3 (155.1 IP)	Makayla Martin
2018	3 (134.0 IP)	Makayla Martin
2019	14 (132.1 IP)	Ashlee Swindle
2020*	1 (48.2 IP)	Samantha Yarbrough

BATTERS FACED

YEAR	TOTAL	PLAYER
1997	808	Brenda Espinoza
1998	515	Denisse Montalvo
1999	710	Nicole Groves
2000	769	Jennifer Lofton
2001	637	Jaime Rasmussen
2002	933	Kristen Keyes
2003	764	Kristen Keyes
2004	911	Kristen Keyes
2005	884	Holly Currie
2006	909	Holly Currie
2007	761	Anna Thompson
2008	650	Anna Thompson
2009	824	Anna Thompson
2010	660	Anna Thompson
2011	641	Angel Bunner
2012	556	Jenee Loree
2013	695	Marcy Harper
2014	946	Lexi Davis
2015	706	Lexi Davis
2016	565	Kaylee Carlson
2017	821	Kaylee Carlson
2018	724	Kaylee Carlson
2019	587	Ashlee Swindle
2020*	306	Lexie Handley

FEWEST WILD PITCHES (MIN. 100 IP)

YEAR	TOTAL	PLAYER
1997	17 (130.2 IP)	Renee Sease
1998	13 (115.2 IP)	Denisse Montalvo
1999	3 (164.2 IP)	Nicole Groves
2000	8 (173.2 IP)	Jennifer Lofton
2001	1 (142.0 IP)	Jaime Rasmussen
2002	9 (143.0 IP)	Jennifer Lofton
2003	9 (173.0 IP)	Kristin Keyes
2004	2 (243.1 IP)	Kristin Keyes
2005	3 (200.2 IP)	Beth DiPietro
2006	7 (147.1 IP)	Beth DiPietro
2007	10 (124.2 IP)	Holly Currie
2008	9 (159.1 IP)	Anna Thompson
	9 (102.1 IP)	Brittany Day
2009	17 (174.0 IP)	Jenee Loree
2010	13 (167.1 IP)	Anna Thompson
2011	2 (156.0 IP)	Angel Bunner
2012	7 (131.1 IP)	Jenee Loree
	7 (126.1 IP)	Angel Bunner
2013	8 (161.0 IP)	Marcy Harper
2014	11 (225.1 IP)	Lexi Davis
2015	5 (149.1 IP)	Rachael Walters
2016	4 (130.2 IP)	Kaylee Carlson
2017	2 (155.1 IP)	Makayla Martin
2018	3 (183.2 IP)	Kaylee Carlson
2019	4 (132.1 IP)	Ashlee Swindle
2020*	1 (61.1 IP)	Ashlee Swindle

FEWEST HIT BATTERS (MIN. 100 IP)

YEAR	TOTAL	PLAYER
1997	9 (130.2 IP)	Renee Sease
1998	3 (115.2 IP)	Denisse Montalvo
1999	8 (164.2 IP)	Nicole Groves
2000	1 (165.2 IP)	Jaime Rasmussen
2001	7 (142.0 IP)	Jaime Rasmussen
	7 (104.0 IP)	Jennifer Lofton

2002	13 (143.0 IP)	Jennifer Lofton
2003	19 (133.0 IP)	Janet Spivey
2004	13 (243.1 IP)	Kristin Keyes
2005	11 (208.1 IP)	Holly Currie
2006	7 (147.1 IP)	Beth DiPietro
2007	3 (124.2 IP)	Holly Currie
2008	6 (102.1 IP)	Brittany Day
2009	12 (174.0 IP)	Jenee Loree
2010	18 (167.1 IP)	Anna Thompson
2011	13 (128.2 IP)	Lauren Schmalz
2012	12 (116.2 IP)	Lauren Schmalz
2013	5 (103.1 IP)	Lexi Davis
2014	14 (225.1 IP)	Lexi Davis
2015	16 (118.2 IP)	Marcy Harper
2016	5 (116.0 IP)	Makayla Martin
2017	2 (206.1 IP)	Kaylee Carlson
2018	2 (183.2 IP)	Kaylee Carlson
2019	3 (132.1 IP)	Ashlee Swindle
2020*	3 (48.2 IP)	Samantha Yarbrough

FIELDING

CHANCES

YEAR	TOTAL	PLAYER
1997	351	Kris Heneghan
1998	293	Mary Petrie
1999	380	Mary Petrie
2000	324	Jen Kraemer
2001	393	Mary Petrie
2002	420	Deni Zeigler
2003	421	Deni Zeigler
2004	528	Sara Dean
2005	519	Sara Dean
2006	483	Tatiana Fernandez
2007	419	Jorja Bell
2008	535	Tatiana Fernandez
2009	475	Elizabeth Eisterhold
2010	385	Elizabeth Eisterhold
2011	339	Elizabeth Eisterhold
2012	399	Caitlin Jordan
2013	198	Caitlin Jordan
2014	359	Jade Rhodes
2015	448	Jade Rhodes
2016	542	Jade Rhodes
2017	540	Kendall Veach
2018	356	Justus Perry
2019	425	Justus Perry
2020*	178	Justus Perry

PUTOUTS

YEAR	TOTAL	PLAYER
1997	298	Kris Heneghan
1998	232	Mary Petrie
1999	360	Mary Petrie
2000	275	Mary Petrie
2001	344	Mary Petrie
2002	377	Deni Zeigler
2003	382	Deni Zeigler
2004	475	Sara Dean
2005	456	Sara Dean
2006	428	Tatiana Fernandez
2007	392	Jorja Bell
2008	496	Tatiana Fernandez
2009	429	Elizabeth Eisterhold



YEARLY LEADERS

2010	346	Elizabeth Eisterhold
2011	305	Elizabeth Eisterhold
2012	366	Caitlin Jordan
2013	185	Caitlin Jordan
2014	344	Jade Rhodes
2015	428	Jade Rhodes
2016	526	Jade Rhodes
2017	510	Kendall Veach
2018	343	Justus Perry
2019	410	Justus Perry
2020*	168	Justus Perry

ASSISTS

YEAR	TOTAL	PLAYER
1997	122	Amy Dalsing
1998	96	Amy Dalsing
	96	Kimball Pratt
1999	104	Jen Kraemer
2000	137	Jodie Van Ooyen
2001	138	Kimball Pratt
2002	95	Lindsey Chitwood
2003	93	Martha Phillips
2004	97	Kristina McCain
2005	109	Kristina McCain
2006	94	Kristina McCain
2007	59	Lindsey Harrelson
2008	78	Kyndall White
2009	92	Kyndall White
2010	92	Lauren Guzman
2011	113	Kyndall White
2012	118	Lauren Guzman
2013	100	Emily Carosone
2014	122	Kelsey Bogaards
2015	123	Haley Fagan
2016	143	Whitney Jordan
2017	148	Haley Fagan
2018	124	Casey McCrackin
2019	110	Casey McCrackin
2020*	38	Tannon Snow

FEWEST ERRORS (MIN. 75 CHANCES)

YEAR	TOTAL	PLAYER
1997	4 (43-34-4)	Renee Sease
1998	2 (65-7-2)	Kris Heneghan
1999	1 (73-2-1)	Ashley Moore
2000	2 (91-10-2)	Becky Cleary
2001	2 (72-21-2)	Jen Kraemer
2002	3 (377-40-3)	Deni Zeigler
2003	2 (132-12-2)	Annie Norton
2004	3 (475-50-3)	Sara Dean
2005	5 (327-21-5)	Paige Jones
2006	1 (150-7-1)	Heather Garrison
2007	2 (221-28-2)	Tatiana Fernandez
2008	5 (496-35-5)	Tatiana Fernandez
2009	0 (429-46-0)	Elizabeth Eisterhold
2010	1 (96-4-1)	Caitlin Schultze
2011	1 (84-7-1)	Caitlin Schultze
2012	4 (334-38-4)	Elizabeth Eisterhold
2013	2 (143-10-2)	Caitlin Schultze
2014	0 (155-7-0)	Austyn West
	0 (70-5-0)	Madi Gipson
2015	0 (88-5-0)	Tiffany Howard
	0 (74-6-0)	Morgan Estell
2016	0 (87-0-0)	Victoria Draper

2017	0 (84-9-0)	Courtney Shea
2018	3 (343-10-3)	Justus Perry
	3 (235-36-3)	Courtney Shea
	3 (29-71-3)	Makenna Dowell
2019	4 (341-30-4)	Kendall Veach
	4 (47-108-4)	Taylor Snow
2020*	1 (81-13-1)	Abby Tissier

DOUBLE PLAYS

YEAR	TOTAL	PLAYER
1997	8	Becky Cleary
1998	15	Amy Dalsing
1999	11	Mary Petrie
2000	12	Jodie Van Ooyen
2001	10	Mary Petrie
2002	16	Kasey Angulo
2003	4	Kasey Angulo
	4	Ashley Griffin
2004	9	Martha Phillips
2005	16	Paige Jones
2006	4	Heather Garrison
2007	4	Lindsey Harrelson
2008	7	Kyndall White
2009	6	Amber Harrison
2010	9	Lauren Guzman
	9	Kelley Smiley
2011	13	Kelsey Cartwright
2012	15	Caitlin Jordan
2013	5	Caitlin Jordan
2014	28	Emily Carosone
2015	34	Jade Rhodes
2016	36	Jade Rhodes
2017	42	Kendall Veach
2018	16	Casey McCrackin
2019	23	Justus Perry
2020*	6	Justus Perry

CAUGHT STEALING BY

YEAR	TOTAL	PLAYER
1997	17	Kris Heneghan
1998	7	Ashley Camp
1999	25	Michelle Martin
2000	15	Michelle Martin
2001	10	Michelle Martin
2002	23	Deni Zeigler
2003	15	Deni Zeigler
2004	22	Sara Dean
2005	19	Sara Dean
2006	24	Tatiana Fernandez
2007	13	Tatiana Fernandez
2008	14	Tatiana Fernandez
2009	22	Elizabeth Eisterhold
2010	17	Elizabeth Eisterhold
2011	13	Elizabeth Eisterhold
2012	18	Elizabeth Eisterhold
2013	8	Marcy Harper
2014	4	Mackenzie Kilpatrick
	4	Lexi Davis
2015	8	Carlee Wallace
2016	5	Carlee Wallace
2017	10	Carlee Wallace
2018	11	Courtney Shea
2019	10	Kendall Veach
2020*	6	Abby Tissier

*The 2020 season was suspended due to the COVID-19 pandemic.

Current student-athletes are listed in **BOLD**.



BATTING

BATTING AVERAGE (MIN. 50 AB)

YEAR	TOTAL	PLAYER
1997	.303 (27-89)	Ashley Camp
1998	.358 (29-81)	Mary Petrie
1999	.333 (30-90)	Marcella Passarelli
2000	.423 (33-78)	Mary Petrie
2001	.376 (38-101)	Ashley Moore
2002	.309 (23-70)	Shannon Anderson
2003	.309 (29-94)	Ashley Griffin
2004	.341 (29-85)	Sara Dean
2005	.450 (36-80)	Paige Jones
2006	.333 (29-87)	Kristina McCain
2007	.375 (30-80)	Ashley Arcuri
2008	.268 (19-71)	Jorja Bell
2009	.325 (26-80)	Myesha Finney
2010	.321 (17-53)	Kyndall White
2011	.389 (35-90)	Morgan Estell
2012	.352 (32-91)	Lauren Guzman
2013	.386 (27-70)	Emily Carosone
2014	.380 (27-71)	Brannndi Melero
2015	.458 (33-72)	Emily Carosone
2016	.410 (25-61)	Kasey Cooper
2017	.345 (20-58)	Alyssa Rivera
2018	.318 (21-66)	Casey McCrackin
2019	.310 (22-71)	Tannon Snow
2020*	.500 (4-8)	Carlee McCondicchie

SLUGGING PCT. (MIN. 50 AB)

YEAR	TOTAL	PLAYER
1997	.393 (89 AB)	Ashley Camp
1998	.654 (81 AB)	Mary Petrie
1999	.589 (90 AB)	Marcella Passarelli
2000	.718 (78 AB)	Mary Petrie
2001	.714 (84 AB)	Mary Petrie
2002	.615 (78 AB)	Ashley Moore
2003	.500 (76 AB)	Kasey Angulo
2004	.471 (85 AB)	Sara Dean
2005	.840 (81 AB)	Holly Currie
2006	.579 (96 AB)	Tatiana Fernandez
2007	.515 (66 AB)	Tatiana Fernandez
2008	.493 (71 AB)	Tatiana Fernandez
2009	.513 (80 AB)	Myesha Finney
2010	.755 (53 AB)	Kyndall White
2011	.622 (90 AB)	Morgan Estell
2012	.505 (91 AB)	Lauren Guzman
2013	.521 (73 AB)	Brannndi Melero
2014	.845 (61 AB)	Brannndi Melero
2015	.833 (72 AB)	Emily Carosone
2016	.902 (61 AB)	Kasey Cooper
2017	.492 (59 AB)	Kasey Cooper
2018	.515 (66 AB)	Casey McCrackin
2019	.672 (67 AB)	Kendall Veach
2020*	.500 (8 AB)	Carlee McCondicchie

ON BASE PCT. (MIN. 50 AB)

YEAR	TOTAL	PLAYER
1997	.370 (89 AB)	Ashley Camp
1998	.422 (81 AB)	Mary Petrie
1999	.384 (90 AB)	Marcella Passarelli
2000	.505 (78 AB)	Mary Petrie
2001	.457 (101 AB)	Ashley Moore
2002	.461 (78 AB)	Ashley Moore

2003	.355 (85 AB)	Sara Dean
2004	.400 (85 AB)	Sara Dean
2005	.506 (80 AB)	Paige Jones
2006	.477 (87 AB)	Kristina McCain
2007	.440 (80 AB)	Ashley Arcuri
2008	.396 (71 AB)	Tatiana Fernandez
2009	.443 (80 AB)	Myesha Finney
2010	.419 (53 AB)	Kyndall White
2011	.453 (90 AB)	Morgan Estell
2012	.394 (91 AB)	Lauren Guzman
2013	.470 (70 AB)	Emily Carosone
2014	.576 (61 AB)	Emily Carosone
2015	.582 (72 AB)	Emily Carosone
2016	.575 (61 AB)	Kasey Cooper
2017	.533 (59 AB)	Kasey Cooper
2018	.425 (66 AB)	Casey McCrackin
2019	.395 (71 AB)	Tannon Snow
2020*	.500 (8 AB)	Carlee McCondicchie

AT BATS

YEAR	TOTAL	PLAYER
1997	105	Kim Blair
1998	92	Kim Blair
1999	92	Michelle Martin
	92	Chris Steiner
2000	91	Ashley Moore
	91	Ashley Moore
2001	101	Ashley Moore
2002	88	Sara Dean
	88	Kasey Angulo
2003	94	Ashley Griffin
2004	93	Shannon Anderson
2005	93	Kristina McCain
	93	Ashley Griffin
2006	96	Tatiana Fernandez
2007	80	Ashley Arcuri
2008	89	Brittany Scott
2009	94	Kyndall White
2010	88	Elizabeth Eisterhold
2011	92	Lauren Guzman
2012	91	Lauren Guzman
2013	74	Brooke Lathan
2014	72	Kasey Cooper
2015	77	Haley Fagan
	77	Brannndi Melero
2016	85	Tiffany Howard
2017	79	Carlee Wallace
2018	74	Courtney Shea
2019	78	Taylon Snow
2020*	10	Makenna Dowell
	10	Alyssa Rivera

RUNS SCORED

YEAR	TOTAL	PLAYER
1997	18	Kim Blair
1998	16	Mary Petrie
1999	22	Marcella Passarelli
2000	19	Ashley Moore
2001	26	Ashley Moore
2002	19	Shannon Anderson
2003	16	Ashley Griffin
2004	18	Ashley Griffin
	18	Kristina McCain
2005	24	Kristina McCain

2006	16	Kristina McCain
2007	10	Sara Ghezzi
	10	Brittany Scott
2008	15	Brittany Scott
2009	13	Kyndall White
2010	10	Elizabeth Eisterhold
2011	15	Morgan Estell
2012	13	Brooke Lathan
2013	18	Morgan Estell
2014	22	Kasey Cooper
2015	30	Emily Carosone
2016	22	Kasey Cooper
	22	Emily Carosone
2017	15	Victoria Draper
	15	Haley Fagan
2018	10	Alyssa Rivera
2019	16	Kendall Veach
2020*	1	Jadia Jones

HITS

YEAR	TOTAL	PLAYER
1997	31	Kim Blair
1998	29	Mary Petrie
1999	30	Marcella Passarelli
2000	33	Mary Petrie
2001	38	Ashley Moore
2002	26	Kasey Angulo
2003	29	Ashley Griffin
2004	29	Sara Dean
2005	36	Paige Jones
2006	29	Kristina McCain
2007	30	Ashley Arcuri
2008	23	Brittany Scott
2009	26	Myesha Finney
2010	24	Elizabeth Eisterhold
2011	35	Morgan Estell
2012	32	Lauren Guzman
2013	27	Emily Carosone
2014	27	Brannndi Melero
2015	33	Emily Carosone
2016	27	Tiffany Howard
2017	24	Carlee Wallace
2018	21	Casey McCrackin
2019	22	Alyssa Rivera
	22	Tannon Snow
2020*	4	Carlee McCondicchie

RUNS BATTED IN

YEAR	TOTAL	PLAYER
1997	11	Jennifer Page
	11	Ashley Camp
1998	24	Mary Petrie
1999	17	Mary Petrie
2000	24	Mary Petrie
2001	21	Mary Petrie
2002	21	Sara Dean
2003	12	Ashley Griffin
	12	Kasey Angulo
2004	14	Martha Phillips
2005	32	Holly Currie
2006	17	Tatiana Fernandez
2007	13	Holly Currie
2008	18	Tatiana Fernandez
2009	12	Amber Harrison



YEARLY LEADERS (SEC PLAY)

2010	14	Elizabeth Eisterhold
2011	18	Morgan Estell
2012	15	Elizabeth Eisterhold
2013	19	Brooke Lathan
2014	33	Branndi Melero
2015	28	Emily Carosone
2016	26	Kasey Cooper
2017	18	Kendall Veach
2018	13	Alyssa Rivera
2019	20	Kendall Veach
2020*	1	Brittany Maresette

DOUBLES

YEAR	TOTAL	PLAYER
1997	6	Ashley Camp
1998	6	Mary Petrie
1999	5	Chris Steiner
	5	Marcella Passarelli
	5	Michelle Martin
2000	5	Mary Petrie
	5	Ashley Moore
	5	Jen Kraemer
	5	Michelle Martin
2001	7	Mary Petrie
2002	8	Deni Zeigler
	8	Kasey Angulo
2003	8	Ashley Griffin
	8	Kasey Angulo
	8	Sara Dean
2004	7	Ashley Griffin
2005	8	Sara Ghezzi
2006	6	Tatiana Fernandez
	6	Kristina McCain
2007	8	Ashley Arcuri
2008	7	Tatiana Fernandez
2009	6	Myesha Finney
2010	4	Krista Clyde
	4	Amber Harrison
2011	9	Morgan Estell
2012	5	Lauren Guzman
2013	5	Branndi Melero
	5	Emily Carosone
2014	4	Emily Carosone
2015	9	Emily Carosone
2016	5	Madi Gipson
	5	Carlee Wallace
2017	4	Kasey Cooper
	4	Carlee Wallace
2018	4	Courtney Shea
2019	6	Casey McCrackin
2020*	1	Makenna Dowell

TRIPLES

YEAR	TOTAL	PLAYER
1997	1	Ashley Camp
1998	1	Ashley Camp
1999	2	Chris Steiner
2000	1	Marcella Passarelli
	1	Jodie Van Ooyen
2001	1	Mary Petrie
	1	Deni Zeigler
	1	Ashley Moore
2002	1	Martha Phillips
	1	Sara Dean

2003	1	Ashley Griffin
	1	Sara Dean
2004	1	Ashley Griffin
	1	Sara Dean
2005	4	Sara Dean
2006	2	Holly Currie
2007	2	Brittany Scott
2008	1	Starr Dorsey
	1	Brittany Scott
	1	Krista Clyde
2009	1	Kyndall White
2010		NONE
2011	2	Lauren Guzman
2012	3	Lauren Guzman
2013	1	Tiffany Howard
	1	Branndi Melero
	1	Brooke Lathan
	1	Morgan Estell
2014		NONE
2015	2	Tiffany Howard
2016	1	Tiffany Howard
	1	Whitney Jordan
2017	3	Kendall Veach
2018	1	Alyssa Rivera
	1	Victoria Draper
	1	Casey McCrackin
	1	Tannon Snow
2019	1	Justus Perry
	1	Morgan Podany
	1	Tannon Snow
2020*		NONE

HOME RUNS

YEAR	TOTAL	PLAYER
1997		NONE
1998	6	Mary Petrie
1999	6	Marcella Passarelli
2000	6	Mary Petrie
2001	8	Mary Petrie
2002	6	Ashley Moore
2003	4	Kasey Angulo
2004	3	Ashley Griffin
2005	10	Holly Currie
2006	4	Tatiana Fernandez
2007	4	Tatiana Fernandez
	4	Holly Currie
2008	4	Tatiana Fernandez
	7	Jorja Bell
2009	3	Kyndall White
	3	Amber Harrison
	3	Elizabeth Eisterhold
	3	Myesha Finney
	3	Lindsey Harrelson
2010	7	Kyndall White
	7	Elizabeth Eisterhold
2011	4	Morgan Estell
2012	5	Elizabeth Eisterhold
2013	4	Brooke Lathan
2014	10	Branndi Melero
2015	9	Jade Rhodes
2016	9	Kasey Cooper
2017	4	Kendall Veach
2018	6	Alyssa Rivera
2019	9	Kendall Veach
2020*		NONE

TOTAL BASES

YEAR	TOTAL	PLAYER
1997	35	Ashley Camp
	35	Kim Blair
1998	53	Mary Petrie
1999	53	Marcella Passarelli
2000	56	Mary Petrie
2001	64	Ashley Moore
2002	48	Ashley Moore
2003	45	Ashley Griffin
2004	41	Ashley Griffin
2005	68	Holly Currie
2006	46	Tatiana Fernandez
2007	41	Ashley Arcuri
2008	35	Tatiana Fernandez
2009	41	Myesha Finney
2010	47	Elizabeth Eisterhold
2011	56	Morgan Estell
2012	46	Lauren Guzman
2013	38	Branndi Melero
2014	60	Branndi Melero
2015	60	Emily Carosone
2016	55	Kasey Cooper
2017	38	Carlee Wallace
2018	34	Casey McCrackin
	34	Alyssa Rivera
2019	45	Kendall Veach
2020*	4	Carlee McCondichie

WALKS

YEAR	TOTAL	PLAYER
1997	6	Ashley Camp
1998	9	Mary Petrie
1999	12	Mary Petrie
2000	15	Mary Petrie
2001	18	Mary Petrie
2002	23	Ashley Moore
2003	9	Kasey Angulo
2004	11	Kristina McCain
2005	15	Holly Currie
2006	21	Kristina McCain
2007	13	Holly Currie
2008	17	Tatiana Fernandez
2009	13	Elizabeth Eisterhold
2010	13	Amber Harrison
2011	13	Amber Harrison
2012	14	Caitlin Schultze
2013	14	Morgan Estell
2014	17	Kasey Cooper
2015	18	Tiffany Howard
2016	25	Kasey Cooper
2017	26	Kasey Cooper
2018	13	Casey McCrackin
2019	13	Kendall Veach
2020*	2	Tannon Snow

HIT BY PITCH

YEAR	TOTAL	PLAYER
1997	4	Ashley Camp
1998	2	Kris Heneghan
1999	8	Sarah Orozco
2000	6	Sarah Orozco
2001	8	Ashley Moore
2002	2	Jodie Van Ooyen



	2	Kelly Sutton
	2	Lindsey Chitwood
	2	Paige Jones
2003	4	Ashley Griffin
2004	1	Kristina McCain
	1	Shannon Anderson
	1	Lolani Alvarez
2005	1	Ashley Griffin
	1	Anne Norton
	1	Amy Shaw
	1	Lolani Alvarez
2006	6	Myesha Finney
2007	8	Myesha Finney
2008	8	Myesha Finney
2009	11	Myesha Finney
2010	7	Katie Colton
2011	4	Morgan Estell
2012	13	Baylee Stephens
2013	4	Baylee Stephens
	4	Morgan Estell
2014	18	Emily Carosone
2015	8	Emily Carosone
2016	9	Emily Carosone
2017	5	Kasey Cooper
2018	2	Kendall Veach
	2	Justus Perry
	2	Morgan Podany
	2	Makenna Dowell
2019	3	Justus Perry
2020*	2	Justus Perry

FEWEST STRIKEOUTS (MIN. 50 AB)

YEAR	TOTAL	PLAYER
1997	5 (89 AB)	Kim Blair
1998	4 (92 AB)	Kim Blair
	4 (60 AB)	Kimball Pratt
1999	5 (75 AB)	Sarah Orozco
2000	5 (77 AB)	Sarah Orozco
2001	6 (101 AB)	Ashley Moore
2002	8 (70 AB)	Shannon Anderson
2003	11 (85 AB)	Sara Dean
	11 (82 AB)	Shannon Anderson
2004	8 (85 AB)	Sara Dean
2005	4 (87 AB)	Sara Dean
2006	12 (87 AB)	Kristina McCain
2007	7 (80 AB)	Ashley Arcuri
2008	9 (71 AB)	Tatiana Fernandez
2009	7 (78 AB)	Lauren Guzman
2010	5 (77 AB)	Lauren Guzman
2011	8 (92 AB)	Lauren Guzman
2012	5 (91 AB)	Lauren Guzman
2013	6 (70 AB)	Emily Carosone
2014	5 (72 AB)	Kasey Cooper
2015	4 (52 AB)	Carlee Wallace
2016	6 (64 AB)	Carlee Wallace
2017	6 (59 AB)	Kasey Cooper
2018	6 (74 AB)	Courtney Shea
2019	5 (78 AB)	Taylon Snow
	5 (77 AB)	Casey McCrackin
2020*	0 (10 AB)	Makenna Dowell
	0 (6 AB)	Tyler King

SACRIFICE FLIES

YEAR	TOTAL	PLAYER
1997	2	Jennifer Page
1998	1	Kim Blair
	1	Ashley Camp
	1	Kimball Pratt
	1	Jennifer Page
	1	Chris Steiner
	1	Michelle Martin
1999	3	Michelle Martin
2000	2	Mary Petrie
2001	1	Jen Kraemer
	1	Michelle Martin
	1	Mary Petrie
2002	2	Deni Zeigler
2003	2	Kasey Angulo
2004	2	Martha Phillips
2005	2	Sara Dean
	2	Lolani Alvarez
2006	2	Myesha Finney
2007	3	Myesha Finney
2008	1	Jorja Bell
	1	Taryn Gray
	1	Starr Dorsey
	1	Kyndall White
	1	Krista Clyde
2009	2	Amber Harrison
2010	2	Kelley Smiley
2011	3	Morgan Estell
2012	1	Amber Harrison
	1	Elizabeth Eisterhold
	1	Lauren Guzman
2013	2	Brooke Lathan
2014	2	Jenna Abbott
	2	Branndi Melero
2015	3	Morgan Estell
2016	1	Jenna Abbott
	1	Tiffany Howard
	1	Kasey Cooper
	1	Jade Rhodes
2017	1	Courtney Shea
2018	1	Casey McCrackin
	1	Kendall Veach
	1	Taylon Snow
2019	2	Casey McCrackin
2020*		NONE

SACRIFICE HITS

YEAR	TOTAL	PLAYER
1997	12	Chris Steiner
	12	Amy Bellanca
1998	8	Chris Steiner
1999	3	Chris Steiner
2000	6	Jen Kraemer
2001	8	Jennifer Hammock
2002	5	Lindsey Chitwood
	5	Shannon Anderson
2003	10	Shannon Anderson
2004	4	Lolani Alvarez
	4	Shannon Anderson
2005	7	Ashley Griffin
2006	10	Ashley Griffin
2007	5	Myesha Finney
2008	4	Myesha Finney
2009	6	Lauren Guzman

	6	Lindsey Harrelson
2010	10	Krista Clyde
2011	5	Kelsey Cartwright
2012	8	Brooke Lathan
2013	3	Baylee Stephens
2014	4	Kelsey Bogaards
2015	2	Tiffany Howard
	2	Jade Rhodes
2016	3	Victoria Draper
2017	1	Courtney Shea
	1	Casey McCrackin
	1	Haley Fagan
	1	Bree Fornis
2018	3	Victoria Draper
	3	Makenna Dowell
2019	3	Bree Fornis
2020*	2	Aspyn Godwin

STOLEN BASES

YEAR	TOTAL	PLAYER
1997	7	Chris Steiner
1998	7	Kim Blair
1999	7	Chris Steiner
	7	Marcella Passarelli
2000	3	Jen Kraemer
	3	Sarah Orozco
2001	3	Kim Freeland
	3	Jennifer Hammock
2002	11	Shannon Anderson
2003	5	Shannon Anderson
	5	Kim Freeland
2004	15	Shannon Anderson
2005	6	Kristina McCain
2006	4	Ashley Griffin
2007	4	Lauren Walton
2008	2	Krista Clyde
2009	7	Amber Harrison
2010	4	Lauren Guzman
	4	Katie Colton
2011	5	Caitlin Stangl
2012	4	Amber Harrison
2013	4	Emily Carosone
	4	Tiffany Howard
	4	Morgan Estell
2014	1	Emily Carosone
	1	Kelsey Bogaards
	1	Kasey Cooper
2015	1	Kasey Cooper
	1	Morgan Estell
	1	Haley Fagan
	1	Victoria Draper
	1	Branndi Melero
2016	4	Tiffany Howard
	4	Kasey Cooper
2017	3	Victoria Draper
	3	Alyssa Rivera
2018	6	Victoria Draper
2019	4	Alyssa Rivera
2020*	1	Alyssa Rivera



PITCHING

EARNED RUN AVG. (MIN. 60 IP)

YEAR	TOTAL	PLAYER
1997	2.47 (73.2 IP)	Denisse Montalvo
1998	2.81 (62.1 IP)	Denisse Montalvo
1999	1.86 (86.2 IP)	Nicole Groves
2000	3.20 (83.0 IP)	Jaime Rasmussen
2001	3.51 (79.2 IP)	Lily DuBois
2002	2.24 (103.0 IP)	Kristin Keyes
2003	2.66 (97.1 IP)	Kristin Keyes
2004	1.58 (119.1 IP)	Kristin Keyes
2005	2.18 (96.1 IP)	Holly Currie
2006	2.28 (64.1 IP)	Beth DiPietro
2007	1.89 (92.2 IP)	Anna Thompson
2008	2.57 (62.2 IP)	Anna Thompson
2009	3.11 (85.2 IP)	Anna Thompson
2010	2.88 (68.0 IP)	Anna Thompson
2011	1.88 (74.2 IP)	Angel Bunner
2012	2.22 (66.1 IP)	Jenee Loree
2013	4.12 (71.1 IP)	Marcy Harper
2014	3.45 (99.1 IP)	Lexi Davis
2015	4.04 (62.1 IP)	Rachael Walters
2016^	2.66 (58.0 IP)	Kaylee Carlson
2017	1.60 (109.1 IP)	Kaylee Carlson
2018	1.86 (86.1 IP)	Kaylee Carlson
2019	3.74 (76.2 IP)	Ashlee Swindle
2020*	0.70 (10.0 IP)	Samantha Yarbrough

BATTING AVG. AGAINST (MIN. 60 IP)

YEAR	TOTAL	PLAYER
1997	.265 (73.2 IP)	Denisse Montalvo
1998	.271 (62.1 IP)	Denisse Montalvo
1999	.261 (86.2 IP)	Nicole Groves
2000	.290 (64.0 IP)	Jennifer Lofton
2001	.281 (79.2 IP)	Lily DuBois
2002	.211 (103.0 IP)	Kristin Keyes
2003	.219 (97.1 IP)	Kristin Keyes
2004	.153 (119.1 IP)	Kristin Keyes
2005	.205 (96.1 IP)	Holly Currie
2006	.219 (112.1 IP)	Holly Currie
2007	.178 (92.2 IP)	Anna Thompson
2008	.210 (62.2 IP)	Anna Thompson
2009	.210 (85.2 IP)	Anna Thompson
2010	.194 (68.0 IP)	Anna Thompson
2011	.219 (74.2 IP)	Angel Bunner
2012	.189 (66.1 IP)	Jenee Loree
2013	.267 (71.1 IP)	Marcy Harper
2014	.275 (99.1 IP)	Lexi Davis
2015	.275 (62.1 IP)	Rachael Walters
2016^	.233 (58.0 IP)	Kaylee Carlson
2017	.221 (109.1 IP)	Kaylee Carlson
2018	.221 (86.1 IP)	Kaylee Carlson
2019	.324 (76.2 IP)	Ashlee Swindle
2020*	.256 (10.0 IP)	Samantha Yarbrough

INNINGS PITCHED

YEAR	TOTAL	PLAYER
1997	87.2	Brenda Espinoza
1998	62.1	Denisse Montalvo
1999	86.2	Nicole Groves
2000	83.0	Jaime Rasmussen
2001	79.2	Lily DuBois
2002	103.0	Kristin Keyes

2003	97.1	Kristen Keyes
2004	119.1	Kristen Keyes
2005	96.1	Holly Currie
2006	112.1	Holly Currie
2007	92.2	Anna Thompson
2008	62.2	Anna Thompson
2009	85.2	Anna Thompson
2010	68.0	Anna Thompson
2011	74.2	Angel Bunner
2012	66.1	Jenee Loree
2013	71.1	Marcy Harper
2014	99.1	Lexi Davis
2015	62.1	Rachael Walters
2016	58.0	Kaylee Carlson
2017	109.1	Kaylee Carlson
2018	86.1	Kaylee Carlson
2019	76.2	Ashlee Swindle
2020*	10.0	Samantha Yarbrough

FEWEST HITS ALLOWED (MIN. 60 IP)

YEAR	TOTAL	PLAYER
1997	76 (73.2 IP)	Denisse Montalvo
1998	67 (62.1 IP)	Denisse Montalvo
1999	90 (80.0 IP)	Denisse Montalvo
2000	76 (64.0 IP)	Jennifer Lofton
2001	87 (63.1 IP)	Jaime Rasmussen
2002	69 (61.0 IP)	Jennifer Lofton
2003	68 (68.0 IP)	Janet Spivey
2004	63 (119.1 IP)	Kristin Keyes
2005	72 (96.1 IP)	Holly Currie
2006	71 (64.1 IP)	Beth DiPietro
2007	59 (92.2 IP)	Anna Thompson
2008	51 (62.2 IP)	Anna Thompson
2009	68 (85.2 IP)	Anna Thompson
2010	48 (68.0 IP)	Anna Thompson
2011	61 (74.2 IP)	Angel Bunner
2012	46 (66.1 IP)	Jenee Loree
2013	75 (71.1 IP)	Marcy Harper
2014	106 (99.1 IP)	Lexi Davis
2015	68 (62.1 IP)	Rachael Walters
2016^	51 (58.0 IP)	Kaylee Carlson
2017	93 (109.1 IP)	Kaylee Carlson
2018	72 (86.1 IP)	Kaylee Carlson
2019	105 (76.2 IP)	Ashlee Swindle
2020*	7 (3.2 IP)	Ashlee Swindle

FEWEST RUNS ALLOWED (MIN. 60 IP)

YEAR	TOTAL	PLAYER
1997	35 (73.2 IP)	Denisse Montalvo
1998	32 (62.1 IP)	Denisse Montalvo
1999	44 (86.2 IP)	Nicole Groves
2000	49 (83.0 IP)	Jaime Rasmussen
2001	57 (79.2 IP)	Lily DuBois
2002	40 (61.0 IP)	Jennifer Lofton
2003	35 (68.0 IP)	Janet Spivey
2004	32 (119.1 IP)	Kristin Keyes
2005	34 (84.2 IP)	Beth DiPietro
2006	38 (64.1 IP)	Beth DiPietro
2007	38 (92.2 IP)	Anna Thompson
2008	29 (62.2 IP)	Anna Thompson
2009	45 (85.2 IP)	Anna Thompson
2010	34 (68.0 IP)	Anna Thompson
2011	24 (74.2 IP)	Angel Bunner
2012	27 (61.0 IP)	Lauren Schmalz

2013	46 (71.1 IP)	Marcy Harper
2014	55 (99.1 IP)	Lexi Davis
2015	41 (62.1 IP)	Rachael Walters
2016^	23 (58.0 IP)	Kaylee Carlson
2017	36 (109.1 IP)	Kaylee Carlson
2018	27 (86.1 IP)	Kaylee Carlson
2019	56 (76.2 IP)	Ashlee Swindle
2020*	1 (10.0 IP)	Samantha Yarbrough

FEWEST EARNED RUNS ALLOWED (MIN. 60 IP)

YEAR	TOTAL	PLAYER
1997	26 (73.2 IP)	Denisse Montalvo
1998	25 (62.1 IP)	Denisse Montalvo
1999	23 (86.2 IP)	Nicole Groves
2000	38 (83.0 IP)	Jaime Rasmussen
2001	37 (63.1 IP)	Jaime Rasmussen
2002	30 (61.0 IP)	Jennifer Lofton
2003	34 (68.0 IP)	Janet Spivey
2004	27 (119.1 IP)	Kristin Keyes
2005	28 (84.2 IP)	Beth DiPietro
2006	21 (64.1 IP)	Beth DiPietro
2007	25 (92.2 IP)	Anna Thompson
2008	23 (62.2 IP)	Anna Thompson
2009	38 (85.2 IP)	Anna Thompson
2010	28 (68.0 IP)	Anna Thompson
2011	20 (74.2 IP)	Angel Bunner
2012	21 (66.1 IP)	Jenee Loree
2013	42 (71.1 IP)	Marcy Harper
2014	49 (99.1 IP)	Lexi Davis
2015	36 (62.1 IP)	Rachael Walters
2016^	22 (58.0 IP)	Kaylee Carlson
2017	25 (109.1 IP)	Kaylee Carlson
2018	23 (86.1 IP)	Kaylee Carlson
2019	41 (76.2 IP)	Ashlee Swindle
2020*	1 (10.0 IP)	Samantha Yarbrough

FEWEST WALKS (MIN. 60 IP)

YEAR	TOTAL	PLAYER
1997	17 (87.2 IP)	Brenda Espinoza
1998	30 (62.1 IP)	Denisse Montalvo
1999	23 (86.2 IP)	Nicole Groves
2000	18 (83.0 IP)	Jaime Rasmussen
2001	20 (63.1 IP)	Jaime Rasmussen
2002	29 (61.0 IP)	Jennifer Lofton
2003	17 (68.0 IP)	Janet Spivey
2004	29 (119.1 IP)	Kristin Keyes
2005	31 (84.2 IP)	Beth DiPietro
2006	35 (64.1 IP)	Beth DiPietro
2007	48 (92.2 IP)	Anna Thompson
2008	17 (62.2 IP)	Anna Thompson
2009	35 (85.2 IP)	Anna Thompson
2010	33 (68.0 IP)	Anna Thompson
2011	21 (74.2 IP)	Angel Bunner
2012	14 (65.2 IP)	Angel Bunner
2013	28 (71.1 IP)	Marcy Harper
2014	39 (99.1 IP)	Lexi Davis
2015	28 (62.1 IP)	Rachael Walters
2016^	23 (58.0 IP)	Kaylee Carlson
2017	25 (109.1 IP)	Kaylee Carlson
2018	20 (86.1 IP)	Kaylee Carlson
2019	27 (76.2 IP)	Ashlee Swindle
2020*	1 (4.2 IP)	Lexie Handley

**STRIKEOUTS**

YEAR	TOTAL	PLAYER
1997	61	Denisse Montalvo
1998	42	Denisse Montalvo
1999	70	Denisse Montalvo
2000	31	Jaime Rasmussen
2001	49	Lily DuBois
2002	99	Kristen Keyes
2003	115	Kristen Keyes
2004	143	Kristen Keyes
2005	104	Holly Currie
2006	110	Holly Currie
2007	136	Anna Thompson
2008	89	Anna Thompson
2009	89	Anna Thompson
2010	94	Anna Thompson
2011	59	Lauren Schmalz
2012	62	Jenee Loree
2013	38	Lexi Davis
2014	50	Lexi Davis
2015	46	Rachael Walters
2016	33	Kaylee Carlson
2017	57	Kaylee Carlson
2018	39	Kaylee Carlson
2019	59	Chardonnay Harris
2020*	8	Samantha Yarbrough

WINS

YEAR	TOTAL	PLAYER
1997	7	Brenda Espinoza
1998	3	Erika Koivula
1999	6	Nicole Groves
2000	7	Jaime Rasmussen
2001	3	Jennifer Lofton
	3	Jaime Rasmussen
2002	10	Kristen Keyes
2003	9	Kristen Keyes
2004	14	Kristen Keyes
2005	12	Holly Currie
2006	8	Holly Currie
2007	7	Anna Thompson
2008	6	Brittany Day
2009	4	Jenee Loree
2010	6	Anna Thompson
2011	7	Angel Bunner
2012	5	Angel Bunner
2013	4	Marcy Harper
2014	7	Lexi Davis
2015	9	Lexi Davis
2016	8	Kaylee Carlson
2017	12	Kaylee Carlson
2018	6	Kaylee Carlson
2019	5	Chardonnay Harris
2020*		NONE

SAVES

YEAR	TOTAL	PLAYER
1997	2	Renee Sease
1998	2	Mary Petrie
1999	1	Nicole Groves
2000	2	Jennifer Lofton
2001	1	Mary Petrie
2002	3	Kristen Keyes
2003		NONE
2004	1	Beth DiPietro

2005	2	Holly Currie
	2	Beth DiPietro
2006	3	Holly Currie
2007	2	Anna Thompson
2008	2	Anna Thompson
2009	1	Jenee Loree
2010	1	Anna Thompson
2011	1	Lauren Schmalz
2012	3	Lauren Schmalz
2013	2	Marcy Harper
2014	2	Lexi Davis
2015	2	Rachael Walters
2016	1	Rachael Walters
	1	Kaylee Carlson
	1	Makayla Martin
2017	3	Kaylee Carlson
2018	1	Kaylee Carlson
2019	1	Ashlee Swindle
2020*	1	NONE

APPEARANCES

YEAR	TOTAL	PLAYER
1997	16	Renee Sease
1998	14	Mary Petrie
1999	18	Nicole Groves
2000	18	Jaime Rasmussen
2001	16	Jaime Rasmussen
	16	Lily DuBois
2002	22	Kristen Keyes
2003	20	Kristen Keyes
2004	21	Kristen Keyes
2005	20	Holly Currie
2006	23	Holly Currie
2007	19	Anna Thompson
2008	17	Brittany Day
2009	15	Jenee Loree
2010	17	Anna Thompson
2011	14	Angel Bunner
2012	18	Lauren Schmalz
2013	17	Marcy Harper
2014	19	Lexi Davis
2015	20	Rachael Walters
2016	13	Kaylee Carlson
2017	18	Kaylee Carlson
2018	15	Kaylee Carlson
2019	18	Ashlee Swindle
2020*	2	KK Dismukes
	2	Lexie Handley
	2	Ashlee Swindle

GAMES STARTED

YEAR	TOTAL	PLAYER
1997	15	Brenda Espinoza
1998	10	Denisse Montalvo
1999	15	Denisse Montalvo
2000	14	Jaime Rasmussen
2001	13	Lily DuBois
2002	14	Kristen Keyes
2003	15	Kristen Keyes
2004	17	Kristen Keyes
2005	16	Holly Currie
2006	18	Holly Currie
2007	13	Anna Thompson
2008	12	Brittany Day

2009	13	Jenee Loree
2010	10	Anna Thompson
	10	Angel Bunner
2011	10	Jenee Loree
2012	11	Lauren Schmalz
2013	11	Lexi Davis
2014	15	Lexi Davis
2015	8	Lexi Davis
	8	Marcy Harper
	8	Rachael Walters
2016	8	Kaylee Carlson
2017	15	Kaylee Carlson
2018	13	Kaylee Carlson
2019	9	Chardonnay Harris
2020*	2	Lexie Handley

COMPLETE GAMES

YEAR	TOTAL	PLAYER
1997	7	Denisse Montalvo
1998	4	Erika Koivula
	4	Denisse Montalvo
1999	8	Nicole Groves
2000	6	Jaime Rasmussen
2001	4	Jaime Rasmussen
	4	Lily DuBois
2002	13	Kristen Keyes
2003	8	Kristen Keyes
2004	13	Kristen Keyes
2005	11	Holly Currie
2006	9	Holly Currie
2007	8	Anna Thompson
2008	5	Anna Thompson
2009	9	Anna Thompson
2010	4	Anna Thompson
2011	6	Lauren Schmalz
2012	3	Angel Bunner
	3	Jenee Loree
2013	6	Marcy Harper
2014	11	Lexi Davis
2015	4	Rachael Walters
2016	4	Kaylee Carlson
2017	15	Kaylee Carlson
2018	8	Kaylee Carlson
2019	3	Chardonnay Harris
	3	Ashlee Swindle
2020*	5	NONE

GAMES FINISHED

YEAR	TOTAL	PLAYER
1997	14	Renee Sease
1998	12	Mary Petrie
1999	6	Jaime Rasmussen
2000	7	Mary Petrie
2001	13	Mary Petrie
2002	6	Kristen Keyes
2003	6	Jenny Diaz
2004	7	Beth DiPietro
2005	5	Beth DiPietro
2006	7	Brittany Day
2007	7	Brittany Day
2008	11	Angel Bunner
2009	5	Holly Ragsdale
2010	6	Jenee Loree
2011	5	Angel Bunner



YEARLY LEADERS (SEC PLAY)

2012	8	Angel Bunner
2013	7	Marcy Harper
2014	4	Lexi Davis
2015	8	Rachael Walters
2016	5	Rachael Walters
	5	Kaylee Carlson
2017	3	Kaylee Carlson
2018	3	Ashlee Swindle
2019	3	Ashlee Swindle
2020*	2	KK Dismukes

SHUTOUTS

YEAR	TOTAL	PLAYER
1997	3	Brenda Espinoza
1998	1	Erika Koivula
1999	2	Denisse Montalvo
	2	Nicole Groves
2000	1	Jaime Rasmussen
2001	2	Jennifer Lofton
2002	3	Kristen Keyes
2003	3	Kristen Keyes
2004	6	Kristen Keyes
2005	5	Holly Currie
2006	3	Holly Currie
2007	3	Anna Thompson
2008	2	Brittany Day
2009		NONE
2010	1	Anna Thompson
	1	Jenee Loree
2011	2	Angel Bunner
2012	1	Jenee Loree
	1	Angel Bunner
2013	1	Marcy Harper
2014	1	Marcy Harper
	1	Lexi Davis
2015		NONE
2016	2	Kaylee Carlson
2017	3	Kaylee Carlson
2018	2	Kaylee Carlson
2019	1	Chardonnay Harris
	1	Ashlee Swindle
2020*		NONE

COMBINED SHUTOUTS

YEAR	TOTAL	PLAYER
1997		NONE
1998	1	Brenda Espinoza
	1	Mary Petrie
1999	2	NONE
2000	1	Jennifer Lofton
	1	Jaime Rasmussen
2001		NONE
2002	1	Kristen Keyes
	1	Tracy Murdock
2003	2	Janet Spivey
	2	Kristen Keyes
2004	5	Kristen Keyes
2005		NONE
2006	1	Beth DiPietro
	1	Brittany Day
2007	1	Anna Thompson
	1	Holly Currie
2008	1	Angel Bunner
	1	Anna Thompson
2009		NONE

2010		NONE
2011		NONE
2012	1	Lauren Schmalz
	1	Jenee Loree
2013		NONE
2014		NONE
2015	2	Rachael Walters
	2	Lexi Davis
2016	3	Kaylee Carlson
2017	1	Kaylee Carlson
	1	Ashlee Swindle
2018		NONE
2019		NONE
2020*		NONE

FEWEST HR ALLOWED (MIN. 60 IP)

YEAR	TOTAL	PLAYER
1997	2 (87.2 IP)	Brenda Espinoza
1998	3 (62.1 IP)	Denisse Montalvo
1999	3 (86.2 IP)	Nicole Groves
2000	3 (83.0 IP)	Jaime Rasmussen
	3 (64.0 IP)	Jennifer Lofton
2001	6 (63.1 IP)	Jaime Rasmussen
2002	5 (103.0 IP)	Kristin Keyes
	5 (61.0 IP)	Jennifer Lofton
2003	8 (97.1 IP)	Kristin Keyes
2004	8 (119.1 IP)	Kristin Keyes
2005	5 (84.2 IP)	Beth DiPietro
2006	6 (64.1 IP)	Beth DiPietro
2007	8 (92.2 IP)	Anna Thompson
2008	11 (62.2 IP)	Anna Thompson
2009	7 (78.2 IP)	Jenee Loree
2010	9 (68.0 IP)	Anna Thompson
2011	5 (74.2 IP)	Angel Bunner
2012	2 (66.1 IP)	Jenee Loree
2013	8 (64.0 IP)	Lexi Davis
2014	13 (99.1 IP)	Lexi Davis
2015	13 (62.1 IP)	Rachael Walters
2016^	6 (58.0 IP)	Kaylee Carlson
2017	9 (109.1 IP)	Kaylee Carlson
2018	8 (86.1 IP)	Kaylee Carlson
2019	9 (76.2 IP)	Ashlee Swindle
2020*	0 (10.0 IP)	Samantha Yarbrough
	0 (4.2 IP)	Lexie Handley
	0 (3.2 IP)	Ashlee Swindle

BATTERS FACED

YEAR	TOTAL	PLAYER
1997	388	Brenda Espinoza
1998	288	Denisse Montalvo
1999	383	Nicole Groves
2000	388	Jaime Rasmussen
2001	382	Lily DuBois
2002	459	Kristen Keyes
2003	423	Kristen Keyes
2004	463	Kristen Keyes
2005	425	Holly Currie
2006	498	Holly Currie
2007	392	Anna Thompson
2008	268	Anna Thompson
2009	374	Jenee Loree
2010	297	Anna Thompson
2011	314	Angel Bunner
2012	290	Angel Bunner

2013	321	Marcy Harper
2014	443	Lexi Davis
2015	290	Rachael Walters
2016	246	Kaylee Carlson
2017	448	Kaylee Carlson
2018	356	Kaylee Carlson
2019	361	Ashlee Swindle
2020*	42	Lexie Handley

FEWEST WILD PITCHES (MIN. 60 IP)

YEAR	TOTAL	PLAYER
1997	5 (73.2 IP)	Denisse Montalvo
1998	8 (62.1 IP)	Denisse Montalvo
1999	2 (86.2 IP)	Nicole Groves
2000	0 (64.0 IP)	Jennifer Lofton
2001	1 (63.1 IP)	Jaime Rasmussen
2002	2 (61.0 IP)	Jennifer Lofton
2003	5 (68.0 IP)	Janet Spivey
2004	2 (119.1 IP)	Kristin Keyes
2005	1 (84.2 IP)	Beth DiPietro
2006	5 (64.1 IP)	Beth DiPietro
2007	14 (92.2 IP)	Anna Thompson
2008	3 (62.2 IP)	Anna Thompson
2009	9 (78.2 IP)	Jenee Loree
2010	10 (68.0 IP)	Anna Thompson
2011	0 (74.2 IP)	Angel Bunner
2012	2 (66.1 IP)	Jenee Loree
2013	5 (71.1 IP)	Marcy Harper
2014	2 (99.1 IP)	Lexi Davis
2015	2 (62.1 IP)	Rachael Walters
2016^	1 (58.0 IP)	Kaylee Carlson
2017	2 (109.1 IP)	Kaylee Carlson
2018	0 (86.1 IP)	Kaylee Carlson
2019	1 (76.2 IP)	Ashlee Swindle
2020*	0 (10.0 IP)	Samantha Yarbrough
	0 (3.2 IP)	Ashlee Swindle

FEWEST HIT BATTERS (MIN. 60 IP)

YEAR	TOTAL	PLAYER
1997	3 (73.2 IP)	Denisse Montalvo
1998	3 (62.1 IP)	Denisse Montalvo
1999	1 (86.2 IP)	Nicole Groves
2000	1 (83.0 IP)	Jaime Rasmussen
	1 (64.0 IP)	Jennifer Lofton
2001	6 (63.1 IP)	Jaime Rasmussen
2002	9 (61.0 IP)	Jennifer Lofton
2003	9 (68.0 IP)	Janet Spivey
2004	7 (119.1 IP)	Kristin Keyes
2005	5 (84.2 IP)	Beth DiPietro
2006	3 (64.1 IP)	Beth DiPietro
2007	5 (92.2 IP)	Anna Thompson
2008	7 (62.2 IP)	Anna Thompson
2009	10 (85.2 IP)	Anna Thompson
2010	10 (68.0 IP)	Anna Thompson
2011	4 (60.0 IP)	Lauren Schmalz
2012	4 (66.1 IP)	Jenee Loree
2013	3 (64.0 IP)	Lexi Davis
2014	9 (99.1 IP)	Lexi Davis
2015	12 (62.1 IP)	Rachael Walters
2016^	2 (58.0 IP)	Kaylee Carlson
2017	0 (109.1 IP)	Kaylee Carlson
2018	0 (86.1 IP)	Kaylee Carlson
2019	2 (76.2 IP)	Ashlee Swindle
2020*	0 (10.0 IP)	Samantha Yarbrough



FIELDING

CHANCES

YEAR	TOTAL	PLAYER
1997	198	Becky Cleary
1998	145	Mary Petrie
1999	198	Mary Petrie
2000	212	Mary Petrie
2001	181	Mary Petrie
2002	191	Deni Zeigler
2003	214	Deni Zeigler
2004	229	Sara Dean
2005	215	Sara Dean
2006	200	Tatiana Fernandez
2007	181	Jorja Bell
2008	220	Tatiana Fernandez
2009	179	Amber Harrison
2010	173	Elizabeth Eisterhold
2011	134	Elizabeth Eisterhold
2012	212	Caitlin Jordan
2013	126	Morgan Estell
2014	143	Jade Rhodes
2015	160	Jade Rhodes
2016	172	Jade Rhodes
2017	222	Kendall Veach
2018	157	Kendall Veach
2019	166	Justus Perry
2020*	13	Carlee McCondichie
	13	Justus Perry

PUTOUTS

YEAR	TOTAL	PLAYER
1997	181	Becky Cleary
1998	116	Mary Petrie
1999	193	Mary Petrie
2000	193	Mary Petrie
2001	154	Mary Petrie
2002	178	Deni Zeigler
2003	190	Deni Zeigler
2004	207	Sara Dean
2005	186	Sara Dean
2006	169	Tatiana Fernandez
2007	165	Jorja Bell
2008	204	Tatiana Fernandez
2009	163	Amber Harrison
2010	152	Elizabeth Eisterhold
2011	119	Elizabeth Eisterhold
2012	196	Caitlin Jordan
2013	120	Morgan Estell
2014	136	Jade Rhodes
2015	155	Jade Rhodes
2016	167	Jade Rhodes
2017	209	Kendall Veach
2018	122	Justus Perry
2019	160	Justus Perry
2020*	12	Justus Perry

ASSISTS

YEAR	TOTAL	PLAYER
1997	67	Amy Dalsing
1998	48	Amy Dalsing
1999	58	Jen Kraemer
2000	67	Jodie Van Ooyen
2001	60	Kimball Pratt

2002	42	Lindsey Chitwood
2003	39	Martha Phillips
2004	51	Kristina McCain
2005	50	Ashley Griffin
2006	54	Kristina McCain
2007	34	Lindsey Harrelson
2008	40	Kyndall White
2009	50	Kyndall White
2010	61	Lauren Guzman
2011	63	Kyndall White
2012	69	Lauren Guzman
2013	45	Emily Carosone
2014	54	Kelsey Bogaards
	54	Kasey Cooper
2015	62	Haley Fagan
2016	52	Emily Carosone
2017	57	Haley Fagan
2018	63	Casey McCrackin
2019	52	Casey McCrackin
2020*	6	Carlee McCondichie

FEWEST ERRORS (MIN.50 CHANCES)

YEAR	TOTAL	PLAYER
1997	2 (136-22-2)	Kris Heneghan
	2 (35-48-2)	Amy Bellanca
1998	0 (49-4-0)	Kris Heneghan
1999	1 (107-23-1)	Michelle Martin
2000	1 (87-10-1)	Michelle Martin
2001	2 (87-11-2)	Michelle Martin
	2 (51-4-2)	Ashley Moore
2002	1 (178-12-1)	Deni Zeigler
2003	3 (25-38-3)	Ashley Griffin
2004	1 (128-9-1)	Martha Phillips
2005	2 (186-27-2)	Sara Dean
2006	0 (74-6-0)	Heather Garrison
2007	2 (98-18-2)	Tatiana Fernandez
2008	3 (204-13-3)	Tatiana Fernandez
2009	0 (150-16-0)	Elizabeth Eisterhold
2010	0 (70-5-0)	Amber Harrison
2011	1 (93-9-1)	Morgan Estell
	1 (46-3-1)	Caitlin Schulze
2012	2 (148-17-2)	Elizabeth Eisterhold
	2 (50-43-2)	Brook Lathan
2013	0 (120-6-0)	Morgan Estell
	0 (43-28-0)	Brooke Lathan
	0 (53-1-0)	Tiffany Howard
2014	0 (22-54-0)	Kasey Cooper
	0 (65-11-0)	McKenzie Kilpatrick
2015	0 (54-32-0)	Emily Carosone
2016	1 (47-52-1)	Emily Carosone
	1 (63-8-1)	Carlee Wallace
2017	3 (70-4-3)	Carlee Wallace
	3 (19-51-3)	Kasey Cooper
2018	1 (122-4-1)	Justus Perry
	1 (88-18-1)	Courtney Shea
	1 (10-43-1)	Makenna Dowell
2019	1 (57-52-1)	Casey McCrackin
2020*	0 (12-1-0)	Justus Perry
	0 (10-0-0)	Tyler King

DOUBLE PLAYS

YEAR	TOTAL	PLAYER
1997	4	Becky Cleary
	4	Ashley Camp

1998	8	Amy Dalsing
1999	5	Mary Petrie
	5	Amy Dalsing
2000	5	Jodie Van Ooyen
2001	6	Jennifer Hammock
2002	6	Kasey Angulo
2003	4	Kasey Angulo
2004	4	Martha Phillips
2005	8	Paige Jones
2006	2	Tatiana Fernandez
2007	2	Holly Currie
	2	Lindsey Harrelson
2008	5	Jorja Bell
2009	5	Amber Harrison
2010	5	Kelley Smiley
2011	8	Kelsey Cartwright
2012	11	Caitlin Jordan
2013	3	Morgan Estell
2014	11	Emily Carosone
2015	12	Jade Rhodes
2016	16	Jade Rhodes
2017	18	Kendall Veach
2018	9	Casey McCrackin
2019	8	Casey McCrackin
	8	Justus Perry
2020*	2	Carlee McCondichie
	2	Makenna Dowell
	2	Justus Perry

CAUGHT STEALING BY

YEAR	TOTAL	PLAYER
1997	10	Kris Heneghan
1998	3	Ashley Camp
	3	Erika Koivula
	3	Kris Heneghan
1999	13	Michelle Martin
2000	8	Michelle Martin
2001	4	Michelle Martin
2002	5	Deni Zeigler
2003	8	Deni Zeigler
2004	7	Sara Dean
2005	11	Sara Dean
2006	12	Tatiana Fernandez
2007	8	Tatiana Fernandez
2008	6	Tatiana Fernandez
2009	7	Elizabeth Eisterhold
2010	13	Elizabeth Eisterhold
2011	6	Elizabeth Eisterhold
2012	8	Elizabeth Eisterhold
2013	4	Marcy Harper
	4	Caitlin Schultz
2014	3	Mackenzie Kilpatrick
	3	Lexi Davis
2015	4	Carlee Wallace
2016	2	Carlee Wallace
	2	Kaylee Carlson
2017	2	Kaylee Carlson
2018	4	Courtney Shea
2019	3	Kendall Veach
2020*	1	Abby Tissier
	1	Samantha Yarbrough

^ Kaylee Carlson led the 2016 in innings pitched in conference play.
*The 2020 season was suspended due to the COVID-19 pandemic.

Current student-athletes are listed in **BOLD**.



BATTING RECORDS

AT BATS

TOT.	PLAYER	OPP.	DATE
1. 7	Ashley Moore	at Florida State	4/15/2000
7	Kim Blair	Troy	3/3/1998
7	M. Passarelli	at Florida State	4/15/2000
7	Taryn Gray	Ole Miss	3/7/2009
7	Tiffany Howard	at Mississippi State	3/18/2016

RUNS SCORED

TOT.	PLAYER	OPP.	DATE
1. 5	Kim Blair	Alabama A&M	2/14/1999
2. 4 (18x)	last, A. Rivera	UNCW	2/15/2020

HITS

TOT.	PLAYER	OPP.	DATE
1. 5	Jade Rhodes	at Arkansas	4/16/2016
2. 4 (18x)	last, A. Rivera	Georgia Southern	2/28/2020
	M. Dowell	Georgia Southern	2/28/2020

RBI

TOT.	PLAYER	OPP.	DATE
1. 10	Holly Currie	Alabama State	2/9/2005
2. 7	Mary Petrie	Florida	4/18/1999
7	Holly Currie	at Miami (Ohio)	2/10/2006
7	Kasey Cooper	Ball State	3/15/2014
7	Jade Rhodes	at Ole Miss	3/14/2015
7	Branndi Melero	at Texas A&M	4/11/2015
7	Kasey Cooper	at Arkansas	4/17/2016
7	Tannon Snow	at Tennessee	4/6/2019

DOUBLES

TOT.	PLAYER	OPP.	DATE
1. 3	Deni Zeigler	at Wichita State	2/19/2000
3	Jodie Van Ooyen	vs. Indiana	2/25/2000
3	R. Hameed	vs. Alabama A&M	3/9/2001
3	Martha Phillips	at Mississippi State	4/15/2001
3	Ashley Griffin	vs. Mercer	2/8/2003
3	Kyndall White	Western Kentucky	2/14/2009
3	Brook Lathan	vs. UCLA	3/3/2012

TRIPLES

TOT.	PLAYER	OPP.	DATE
1. 2	Myesha Finney	vs. Boston College	3/5/2006
2	Tiffany Howard	Mercer	2/14/2015
2	Kendall Veach	at Georgia	4/2/2017

HOME RUNS

TOT.	PLAYER	OPP.	DATE
1. 3	Mary Petrie	Tennessee	4/21/2001
3	Jade Rhodes	at Ole Miss	3/14/2015
2. 2 (42x)	last, A. Rivera	UNCW	2/15/2020

MOST TOTAL BASES

TOT.	PLAYER	OPP.	DATE
1. 12	Mary Petrie	Tennessee	4/21/2001
12	Holly Currie	Alabama State	2/9/2005
12	Jade Rhodes	at Ole Miss	3/14/2015
12	Tannon Snow	at Tennessee	4/6/2019
5. 11	Jade Rhodes	at Arkansas	4/16/2016
11	Morgan Estell	Troy	4/10/2013
11	Myesha Finney	vs. Boston College	3/5/2006

WALKS

TOT.	PLAYER	OPP.	DATE
1. 4	Kristina McCain	at Mercer	2/18/2006
4	Caitlin Jordan	vs. North Carolina	3/3/2012
4	Emily Carosone	at Georgia	4/20/2014
4	Kasey Cooper	Georgia	4/23/2016
4	Kasey Cooper	vs. Alabama	5/13/2016
4	Haley Fagan	at Georgia	3/31/2017
4	Kasey Cooper	at Alabama	5/7/2017

HIT BY PITCH

TOT.	PLAYER	OPP.	DATE
1. 3	Emily Carosone	Ball State	3/15/2014
3	Myesha Finney	South Carolina	3/29/2009
3	Myesha Finney	at Troy	3/7/2007
4. 2 (50x)	last, J. Perry	Florida	3/7/2020

STRUCK OUT

TOT.	PLAYER	OPP.	DATE
1. 4 (11x)	last, A. Rivera	at Alabama	5/7/2017
	K. Veach	at Alabama	5/7/2017

SACRIFICE FLIES

TOT.	PLAYER	OPP.	DATE
1. 2	Courtney Shea	at Alabama State	4/26/2017
2	Morgan Estell	at Arkansas	3/12/2011

SACRIFICE HITS

TOT.	PLAYER	OPP.	DATE
1. 2 (42x)	last, A. Godwin	at Florida	3/7/2020

STOLEN BASES

TOTAL	OPPONENT	DATE	
TOT.	PLAYER	OPP.	DATE
1. 3	Amy Crotts	Ole Miss	4/18/1998
3	Mary Petrie	Alabama A&M	2/14/1999
3	S. Anderson	Illinois State	1/30/2004
3	L. Harrelson	Ole Miss	3/18/2007
3	Myesha Finney	Mercer	3/3/2009
3	Morgan Estell	at Alabama	3/23/2013
3	Alyssa Rivera	Alabama State	4/17/2019

CAUGHT STEALING

TOT.	PLAYER	OPP.	DATE
1. 2	Amy Dalsing	Georgia Southern	2/27/1999
2	Michelle Martin	at Mississippi State	5/7/1999
2	Wendy Cork	vs. Portland State	3/6/1999
2	Jodie Van Ooyen	vs. Cal State Fullerton	2/16/2001
2	L. Chitwood	Ball State	3/6/2001
2	S. Anderson	vs. Florida A&M	1/30/2004
2	B. Maresette	vs. Oregon	3/1/2019

STEAL ATTEMPTS

TOT.	PLAYER	OPP.	DATE
1. 4	L. Harrelson	Ole Miss	3/18/2007
2. 3 (8x)	last, A. Rivera	Alabama State	4/17/2019

INTENTIONAL WALKS

TOT.	PLAYER	OPP.	DATE
1. 3	Mary Petrie	Tennessee	4/22/2001
2. 2 (8x)	last, M. Estell	Georgia	4/29/2011

PITCHING RECORDS

INNINGS PITCHED

TOT.	PLAYER	OPP.	DATE
1. 13.0	Jennifer Lofton	at Florida State	4/15/2000
2. 12.0	Kaylee Carlson	Kentucky	3/24/2018
3. 11.0	Kristen Keyes	Tennessee	4/12/2003
4. 10.1	Anna Thompson	at Tennessee	4/11/2009
5. 10.0	C. Harris	Florida	4/27/2019
10.0	Holly Currie	vs. Ohio State	5/18/2006
10.0	Kaylee Carlson	at Mississippi State	3/18/2016
10.0	Kristen Keyes	Georgia Tech	4/23/2003
10.0	Nicole Groves	Florida State	2/23/1999
10.0	Nicole Groves	vs. Middle Tennessee	2/26/1999
10.0	Sam Yarbrough	at Florida	3/7/2020

HITS ALLOWED

TOT.	PLAYER	OPP.	DATE
1. 17	J. Rasmussen	LSU	3/19/1999
2. 16	Holly Ragsdale	Georgia	4/18/2009
3. 14	Beth DiPietro	LSU	4/23/2005
14	Brenda Espinoza	Arkansas	4/5/1997
14	Jennifer Lofton	at Florida State	4/15/2000

RUNS ALLOWED

TOT.	PLAYER	OPP.	DATE
1. 12	Anna Thompson	Georgia	4/19/2009
12	J. Rasmussen	LSU	3/19/1999
3. 11	Lexi Davis	Alabama	4/18/2015
4. 10	Brittany Day	at Alabama	4/6/2007
10	Holly Ragsdale	Georgia	4/18/2009
10	Lexi Davis	at Alabama	3/24/2013

MOST EARNED RUNS ALLOWED

TOT.	PLAYER	OPP.	DATE
1. 11	Anna Thompson	Georgia	4/19/2009
11	Lexi Davis	Alabama	4/18/2015
3. 10	Brittany Day	at Alabama	4/6/2007
10	Lexi Davis	at Alabama	3/24/2013
5. 9	Jennifer Lofton	Alabama	4/1/2000

WALKS ALLOWED

TOT.	PLAYER	OPP.	DATE
1. 10	Anna Thompson	at Alabama	4/25/2009
2. 9	Holly Currie	at Evansville	2/11/2006
9	Kristen Keyes	at Florida State	2/4/2003
9	Lexi Davis	vs. Florida	5/31/2015
5. 8	Jennifer Lofton	Alabama	4/1/2000
8	Lexi Davis	at Louisiana	5/23/2015

STRIKEOUTS

TOT.	PLAYER	OPP.	DATE
1. 18	Anna Thompson	at Middle Tennessee	2/20/2009
2. 17	C. Harris	Florida	4/27/2019
17	Kristen Keyes	vs. Fresno State	5/20/2004
5. 16	Anna Thompson	Louisiana Tech	3/5/2010
16	Kristen Keyes	Tennessee	4/12/2003

**DOUBLES ALLOWED**

TOT.	PLAYER	OPP.	DATE
1.	5	Holly Ragsdale Georgia	4/18/2009
	5	J. Rasmussen LSU	3/19/1999
	5	Jennifer Lofton Mississippi State	4/30/2000
	5	Kristen Keyes Missouri	2/8/2003
	5	Lexi Davis Alabama	4/18/2015

TRIPLES ALLOWED

TOT.	PLAYER	OPP.	DATE
1.	2	D. Montalvo vs. Central Michigan	3/1/1997
	2	Erika Koivula at Arkansas	4/4/1998
	2	J. Rasmussen LSU	3/20/1999

HOME RUNS ALLOWED

TOT.	PLAYER	OPP.	DATE
1.	4	Brittany Day vs. Iowa	3/6/2005
	4	Lauren Schmalz Florida	4/16/2011
	4	Lauren Schmalz Florida	4/17/2011
4.	3 (21x)	last, A. Swindle at Kentucky	4/21/2019

BATTERS FACED

TOT.	PLAYER	OPP.	DATE
1.	55	Jennifer Lofton at Florida State	4/15/2000
	44	Anna Thompson at Tennessee	4/11/2009
	43	Kristen Keyes at Florida State	2/4/2003
	42	Anna Thompson Georgia	4/19/2009
	42	Kaylee Carlson Kentucky	3/24/2018
	42	Sam Yarbrough at Florida	3/7/2020

WILD PITCHES

TOT.	PLAYER	OPP.	DATE
1.	7	Lily DuBois vs. Middle Tennessee	3/8/2002
	4	Erika Koivula at Kentucky	3/22/1998
	4	Lexie Handley Mercer	3/8/2019
	4	Lily DuBois South Carolina	4/8/2001
5.	3 (16x)	last, L. Handley Georgia	3/30/2019

BALKS

TOT.	PLAYER	OPP.	DATE
1.	3	Angel Bunner at Alabama	3/16/2011
	2	Angel Bunner at LSU	3/14/2012
	2	Angel Bunner vs. Houston	5/18/2012
	2	Kristin Keyes at Middle Tennessee	4/22/2002
	2	Marcy Harper at Mississippi State	3/19/2016

HIT BATTERS

TOT.	PLAYER	OPP.	DATE
1.	4	Jennifer Lofton vs. Cal State-Fullerton	2/16/2001
	3 (15x)	last, R. Walters at Troy	3/11/2015

SACRIFICE FLIES ALLOWED

TOT.	PLAYER	OPP.	DATE
1.	2 (8x)	last, M. Martin vs. Alabama	5/13/2016

SACRIFICE HITS ALLOWED

TOT.	PLAYER	OPP.	DATE
1.	5	J. Rasmussen Ohio State	2/11/2001
	5	Nicole Groves Florida State	2/23/1999
3.	4 (5x)	last, J. Lofton at Florida State	5/15/2000

STRIKEOUTS LOOKING

TOT.	PLAYER	OPP.	DATE
1.	8	J. Rasmussen UAB	2/8/2000
2.	7	Anna Thompson vs. Illinois State	2/26/2010
	7	Kristen Keyes vs. Hofstra	5/20/2004
4.	6 (5x)	last, A. Thompson at South Carolina	3/27/2010

FIELDING RECORDS**CHANCES**

TOT.	PLAYER	OPP.	DATE
1.	19	Deni Zeigler Tennessee	4/12/2003
	19	Jade Rhodes at Mississippi State	3/18/2016
	19	Justus Perry at LSU	3/9/2018
	19	Sara Dean vs. Hofstra	5/20/2004
	19	T. Fernandez at Ole Miss	3/19/2008

PUTOUTS

TOT.	PLAYER	OPP.	DATE
1.	19	Jade Rhodes at Mississippi State	3/18/2016
	19	Justus Perry at LSU	3/9/2018
	19	Sara Dean vs. Hofstra	5/20/2004
4.	18	Deni Zeigler Tennessee	4/12/2003
	18	E. Eisterhold at Middle Tennessee	2/20/2009
	18	T. Fernandez at Ole Miss	3/16/2008

ASSISTS

TOT.	PLAYER	OPP.	DATE
1.	9	Taylon Snow vs. Louisiana Tech	2/9/2019
2.	8	Kimball Pratt Ohio State	2/11/2001
	8	Whitney Jordan Arizona	5/28/2016
4.	7 (14x)	last, C. McCrackin at Ole Miss	3/30/2018

ERRORS

TOT.	PLAYER	OPP.	DATE
1.	3 (11x)	last, KK Crocker vs. LSU	5/13/2017

CAUGHT STEALING BY

TOT.	PLAYER	OPP.	DATE
1.	3	Deni Zeigler vs. Missouri	2/9/2003
	3	Janet Spivey vs. Missouri	2/9/2003
	3	Kris Heneghan Arkansas	4/5/1997
	3	Kris Heneghan at Alabama A&M	3/24/1999
	3	Liza Baker at Alabama A&M	3/24/1999

Current student-athletes are listed in **BOLD**.



BATTING RECORDS

AT BATS

TOT.	PLAYER	OPP.	DATE
1. 7	Taryn Gray	Ole Miss	3/7/2009
7	Tiffany Howard	at Mississippi State	3/18/2016
3. 6 (14x)	last, C. Shea	at LSU	3/9/2018
6	Casey McCrackin	at LSU	3/9/2018
6	Justus Perry	at LSU	3/9/2018
6	Taylon Snow	at LSU	3/9/2018
6	Victoria Draper	at LSU	3/9/2018

RUNS SCORED

TOT.	PLAYER	OPP.	DATE
1. 4	Emily Carosone	Georgia	4/23/2016
4	Haley Fagan	at Missouri	3/27/2015
4	Jade Rhodes	at Arkansas	4/16/2016
4	Kristina McCain	Arkansas	3/12/2005
4	Kyndall White	Ole Miss	3/7/2009

HITS

TOT.	PLAYER	OPP.	DATE
1. 5	Jade Rhodes	at Arkansas	4/16/2016
2. 4 (14x)	last, Tan. Snow	at Tennessee	4/6/2019

RBI

TOT.	PLAYER	OPP.	DATE
1. 7	Mary Petrie	Florida	4/18/1999
7	Jade Rhodes	at Ole Miss	3/14/2015
7	Brannndi Melero	at Texas A&M	4/11/2015
7	Kasey Cooper	at Arkansas	4/17/2016
7	Tannon Snow	at Tennessee	4/6/2019

DOUBLES

TOT.	PLAYER	OPP.	DATE
1. 3	Martha Phillips	at Mississippi State	4/15/2001
2. 2 (30x)	last, B. Maresette	at Tennessee	4/6/2019

TRIPLES

TOT.	PLAYER	OPP.	DATE
1. 2	Kendall Veach	at Georgia	4/2/2017
2. 1	SEVERAL TIMES		

HOME RUNS

TOT.	PLAYER	OPP.	DATE
1. 3	Mary Petrie	Tennessee	4/21/2001
3	Jade Rhodes	at Ole Miss	3/14/2015
2. 2 (17x)	last, Tan. Snow	at Tennessee	4/6/2019

MOST TOTAL BASES

TOT.	PLAYER	OPP.	DATE
1. 12	Mary Petrie	Tennessee	4/21/2001
12	Jade Rhodes	at Ole Miss	3/14/2015
12	Tannon Snow	at Tennessee	4/6/2019
4. 11	Jade Rhodes	at Arkansas	4/16/2016
5. 10	Brannndi Melero	Texas A&M	4/27/2014
10	Holly Currie	Arkansas	3/12/2005

WALKS

TOT.	PLAYER	OPP.	DATE
1. 4	Emily Carosone	at Georgia	4/20/2014
4	Haley Fagan	at Georgia	3/31/2017
4	Kasey Cooper	Georgia	4/23/2016
4	Kasey Cooper	at Alabama	5/7/2017
5. 3 (16x)	last, Tay. Snow	Georgia	3/31/2019

HIT BY PITCH

TOT.	PLAYER	OPP.	DATE
1. 3	Myesha Finney	South Carolina	3/29/2009
2. 2 (27x)	last, J. Perry	Florida	3/7/2020

STRUCK OUT

TOT.	PLAYER	OPP.	DATE
1. 4 (7x)	last, A. Rivera	at Alabama	5/7/2017
	K. Veach	at Alabama	5/7/2017

SACRIFICE FLIES

TOT.	PLAYER	OPP.	DATE
1. 2	Morgan Estell	at Arkansas	3/12/2011

SACRIFICE HITS

TOT.	PLAYER	OPP.	DATE
1. 2 (24x)	last, A. Godwin	at Florida	3/7/2020

STOLEN BASES

TOTAL	OPPONENT	DATE	
TOT.	PLAYER	OPP.	DATE
1. 3	Amy Crotts	Ole Miss	4/18/1998
3	L. Harrelson	Ole Miss	3/18/2007
3	Morgan Estell	at Alabama	3/23/2013
4. 2 (24x)	last, V. Draper	at LSU	3/10/2018

CAUGHT STEALING

TOT.	PLAYER	OPP.	DATE
1. 2	Michelle Martin	at Mississippi State	5/7/1999

STEAL ATTEMPTS

TOT.	PLAYER	OPP.	DATE
1. 4	L. Harrelson	Ole Miss	3/18/2007
2. 3	Amy Crotts	Ole Miss	4/18/1998
3	Morgan Estell	at Alabama	3/23/2013

INTENTIONAL WALKS

TOT.	PLAYER	OPP.	DATE
1. 3	Mary Petrie	Tennessee	4/22/2001
2. 2 (7x)	last, M. Estell	Georgia	4/29/2011

PITCHING RECORDS

INNINGS PITCHED

TOT.	PLAYER	OPP.	DATE
1. 12.0	Kaylee Carlson	Kentucky	3/24/2018
2. 11.0	Kristen Keyes	Tennessee	4/12/2003
3. 10.1	Anna Thompson	at Tennessee	4/11/2009
4. 10.0	C. Harris	Florida	4/27/2019
10.0	Kaylee Carlson	at Mississippi State	3/18/2016
10.0	Sam Yarbrough	at Florida	3/7/2020

HITS ALLOWED

TOT.	PLAYER	OPP.	DATE
1. 17	J. Rasmussen	LSU	3/19/1999
2. 16	Holly Ragsdale	Georgia	4/18/2009
3. 14	Beth DiPietro	LSU	4/23/2005
14	Brenda Espinoza	Arkansas	4/5/1997
5. 13	Angel Bunner	Florida	4/16/2011
13	J. Rasmussen	Alabama	3/31/2000

RUNS ALLOWED

TOT.	PLAYER	OPP.	DATE
1. 12	Anna Thompson	Georgia	4/19/2009
12	J. Rasmussen	LSU	3/19/1999
3. 11	Lexi Davis	Alabama	4/18/2015
4. 10	Brittany Day	at Alabama	4/6/2007
10	Holly Ragsdale	Georgia	4/18/2009
10	Lexi Davis	at Alabama	3/24/2013

MOST EARNED RUNS ALLOWED

TOT.	PLAYER	OPP.	DATE
1. 11	Anna Thompson	Georgia	4/19/2009
11	Lexi Davis	Alabama	4/18/2015
3. 10	Brittany Day	at Alabama	4/6/2007
10	Lexi Davis	at Alabama	3/24/2013
5. 9	Jennifer Lofton	Alabama	4/1/2000

WALKS ALLOWED

TOT.	PLAYER	OPP.	DATE
1. 10	Anna Thompson	at Alabama	4/25/2009
2. 8	Jennifer Lofton	Alabama	4/1/2000
3. 7	Anna Thompson	Ole Miss	3/17/2007
7	Holly Currie	South Carolina	3/26/2005
7	Marcy Harper	at Georgia	4/16/2014

STRIKEOUTS

TOT.	PLAYER	OPP.	DATE
1. 17	C. Harris	Florida	4/27/2019
2. 16	Kristen Keyes	Tennessee	4/12/2003
3. 14	Anna Thompson	LSU	3/31/2007
14	Kristen Keyes	at Arkansas	3/14/2004
5. 13	Anna Thompson	at Arkansas	4/4/2009
13	Anna Thompson	at Kentucky	3/10/2007
13	Kristen Keyes	at South Carolina	3/28/2004
13	Lauren Schmalz	at Arkansas	3/12/2011

DOUBLES ALLOWED

TOT.	PLAYER	OPP.	DATE
1. 5	Holly Ragsdale	Georgia	4/18/2009
5	J. Rasmussen	LSU	3/19/1999
5	Jennifer Lofton	Mississippi State	4/30/2000
5	Lexi Davis	Alabama	4/18/2015
5. 4 (6x)	last, M. Harper	at Tennessee	4/13/2013

TRIPLES ALLOWED

TOT.	PLAYER	OPP.	DATE
1. 2	Erika Koivula	at Arkansas	4/4/1998
2	J. Rasmussen	LSU	3/20/1999

**HOME RUNS ALLOWED**

TOT.	PLAYER	OPP.	DATE
1. 4	Lauren Schmalz	Florida	4/16/2011
4	Lauren Schmalz	Florida	4/17/2011
4. 3 (18x)	last, A. Swindle	at Kentucky	4/21/2019

BATTERS FACED

TOT.	PLAYER	OPP.	DATE
1. 44	Anna Thompson	at Tennessee	4/11/2009
2. 42	Anna Thompson	Georgia	4/19/2009
42	Kaylee Carlson	Kentucky	3/24/2018
42	Sam Yarbrough	at Florida	3/7/2020
2. 40	Anna Thompson	at LSU	3/21/2008
40	C. Harris	Florida	4/27/2019
40	D. Montalvo	at Georgia	5/1/1999

WILD PITCHES

TOT.	PLAYER	OPP.	DATE
1. 4	Erika Koivula	at Kentucky	3/22/1998
4	Lily DuBois	South Carolina	4/8/2001
3. 3 (9x)	last, L. Handley	Georgia	3/30/2019

BALKS

TOT.	PLAYER	OPP.	DATE
1. 3	Angel Bunner	at Alabama	3/16/2011
2. 2	Angel Bunner	at LSU	3/14/2012
2	Marcy Harper	at Mississippi State	3/19/2016

HIT BATTERS

TOT.	PLAYER	OPP.	DATE
1. 3 (12x)	last, L. Davis	at Kentucky	3/28/2014

SACRIFICE FLIES ALLOWED

TOT.	PLAYER	OPP.	DATE
1. 2	Angel Bunner	Florida	4/16/2011
2	Beth DiPietro	at Mississippi State	4/2/2005
2	Jenee Loree	Tennessee	4/8/2010
2	Jenee Loree	at LSU	3/20/2010
2	Kristin Keyes	Alabama	5/4/2002

SACRIFICE HITS ALLOWED

TOT.	PLAYER	OPP.	DATE
1. 3 (13x)	last, J. Loree	at Kentucky	3/16/2009

STRIKEOUTS LOOKING

TOT.	PLAYER	OPP.	DATE
1. 6	Anna Thompson	at South Carolina	3/27/2010
6	Kristen Keyes	Tennessee	4/12/2003
3. 5	Anna Thompson	South Carolina	4/28/2007
5	Anna Thompson	at Mississippi State	3/24/2007
5	D. Montalvo	Florida	4/13/1997
5	Kristen Keyes	Alabama	4/20/2004
5	Kristen Keyes	at Arkansas	3/14/2004

FIELDING RECORDS**CHANCES**

TOT.	PLAYER	OPP.	DATE
1. 19	Deni Zeigler	Tennessee	4/12/2003
19	Jade Rhodes	at Mississippi State	3/18/2016
19	Justus Perry	at LSU	3/9/2018
19	T. Fernandez	at Ole Miss	3/19/2008
5. 17	Kendall Veach	Florida	4/27/2019
17	Mary Petrie	Arkansas	3/24/2001

PUTOUTS

TOT.	PLAYER	OPP.	DATE
1. 19	Jade Rhodes	at Mississippi State	3/18/2016
19	Justus Perry	at LSU	3/9/2018
3. 18	Deni Zeigler	Tennessee	4/12/2003
18	T. Fernandez	at Ole Miss	3/16/2008
5. 16	Jade Rhodes	at Kentucky	4/3/2016
16	Justus Perry	at Ole Miss	3/30/2018
16	Kendall Veach	at Alabama	5/5/2017

ASSISTS

TOT.	PLAYER	OPP.	DATE
1. 7	Casey McCrackin	at LSU	3/9/2018
7	Casey McCrackin	at Ole Miss	3/30/2018
7	Haley Fagan	at Ole Miss	3/16/2015
7	Haley Fagan	at LSU	5/1/2015
7	Jodie Van Ooyen	Mississippi State	4/30/2000
7	Kyndall White	LSU	5/2/2009
7	Kyndall White	at Kentucky	5/8/2011
7	Lauren Guzman	Mississippi State	4/21/2010
7	Whitney Jordan	at Mississippi State	3/18/2016

ERRORS

TOT.	PLAYER	OPP.	DATE
1. 3 (9x)	last, KK Crocker	at LSU	3/9/2018

CAUGHT STEALING BY

TOT.	PLAYER	OPP.	DATE
1. 3	Kris Heneghan	Arkansas	4/5/1997
2. 2 (17x)	last, A. Bunner	Tennessee	4/10/2010
	E. Eisterhold	Tennessee	4/10/2010

Current student-athletes are listed in **BOLD**.



FRESHMAN RECORDS

AT BATS

	TOTAL	NAME	GP	H	AVG	YEAR
1.	183	Tatiana Fernandez	58	57	.311	2006
2.	181	Shannon Anderson	65	57	.315	2002
3.	177	Kasey Cooper	62	74	.418	2014
4.	175	Sara Dean	64	52	.297	2002
	175	Ashley Griffin	55	51	.291	2003

RUNS SCORED

	TOTAL	NAME	GP	H	AB	YEAR
1.	70	Kasey Cooper	62	74	177	2014
2.	45	Shannon Anderson	65	57	181	2002
3.	38	Morgan Estell	55	62	165	2011
4.	36	Emily Carosone	53	61	157	2013
5.	33	Tiffany Howard	51	40	129	2013

HITS

	TOTAL	NAME	GP	AB	AVG	YEAR
1.	74	Kasey Cooper	62	177	.418	2014
2.	62	Morgan Estell	55	165	.376	2011
4.	61	Emily Carosone	53	157	.389	2013
5.	57	Shannon Anderson	65	181	.315	2002
	57	Tatiana Fernandez	58	183	.311	2006

BATTING AVERAGE (MIN. 75 AB)

	TOTAL	NAME	GP	H	AB	YEAR
1.	.418	Kasey Cooper	62	74	177	2014
2.	.389	Emily Carosone	53	61	157	2013
3.	.376	Morgan Estell	55	62	165	2011
4.	.371	Alyssa Rivera	51	46	124	2017
5.	.346	Mary Petrie	52	56	162	1997

DOUBLES

	TOTAL	NAME	GP	H	AB	YEAR
1.	18	Morgan Estell	55	62	165	2011
2.	17	Ashley Griffin	55	51	175	2003
3.	14	Emily Carosone	53	61	157	2013
4.	12	Jodie Van Ooyen	65	45	172	2000
	12	Deni Zeigler	62	34	170	2000
	12	Tatiana Fernandez	58	57	183	2006

TRIPLES

	TOTAL	NAME	GP	H	AB	YEAR
1.	5	Lindsay Burke	59	32	149	1997
2.	3	Myesha Finney	45	23	92	2006
	3	Taylor Snow	47	49	151	2018
4.	2	Kyndall White	60	36	161	2008
	2	Brannndi Melero	56	40	146	2012

HOME RUNS

	TOTAL	NAME	GP	H	AB	YEAR
1.	18	Kasey Cooper	62	74	177	2014
2.	8	Tatiana Fernandez	58	57	183	2006
	8	Carlee Wallace	59	39	139	2015
4.	7	Mary Petrie	52	56	162	1998
	7	Ashley Moore	56	55	169	1999
	7	Elizabeth Eisterhold	59	38	168	2009

SLUGGING PERCENTAGE (MIN. 75 AB)

	TOTAL	NAME	GP	TB	AB	YEAR
1.	.780	Kasey Cooper	62	138	177	2014
2.	.594	Morgan Estell	55	98	165	2010
3.	.567	Emily Carosone	53	89	157	2013
4.	.537	Mary Petrie	52	87	162	1998
5.	.532	Alyssa Rivera	51	66	124	2017

STOLEN BASES

	TOTAL	NAME	GP	ATT	PCT	YEAR
1.	21	Shannon Anderson	65	23	.913	2002
2.	13	Emily Carosone	53	15	.867	2013
3.	12	Lauren Walton	59	15	.800	2004
4.	11	Tiffany Howard	51	11	1.000	2013
5.	10	Amber Harrison	50	11	.909	2009

TOTAL BASES

	TOTAL	NAME	GP	H	AB	YEAR
1.	138	Kasey Cooper	62	74	177	2014
2.	98	Morgan Estell	55	62	165	2011
3.	95	Tatiana Fernandez	58	57	183	2006
4.	89	Emily Carosone	53	61	157	2013
5.	87	Mary Petrie	52	56	162	1998

RBI

	TOTAL	NAME	GP	H	AB	YEAR
1.	77	Kasey Cooper	62	74	177	2014
2.	41	Tatiana Fernandez	58	57	183	2006
3.	35	Mary Petrie	52	56	162	1998
	35	Emily Carosone	53	61	157	2013
5.	33	Jodie Van Ooyen	65	45	172	2000
	33	Sara Dean	64	52	175	2002

WALKS

	TOTAL	NAME	GP	OB%	YEAR
1.	43	Kasey Cooper	62	.527	2014
2.	31	Carlee Wallace	59	.417	2015
3.	26	Morgan Estell	55	.478	2011
4.	24	Kristina McCain	59	.365	2004
	24	Elizabeth Eisterhold	59	.323	2009

EARNED RUN AVERAGE (MIN. 40 IP)

	TOTAL	NAME	APP	ER	IP	YEAR
1.	1.20	Beth DiPietro	20	12	70.0	2004
2.	1.55	Mary Petrie	27	17	76.2	1998
3.	1.57	Makayla Martin	32	26	116.0	2016
4.	1.72	Anna Thompson	40	46	187.0	2007
5.	1.92	Lauren Schmalz	20	18	65.2	2008

INNINGS PITCHED

	TOTAL	NAME	APP	ER	ERA	YEAR
1.	187.0	Anna Thompson	40	46	1.72	2007
2.	174.0	Jenee Loree	38	62	174.0	2009
3.	161.0	Marcy Harper	34	68	2.96	2013
4.	133.0	Janet Spivey	30	61	3.21	2003
5.	130.2	Renee Sease	37	36	1.93	1997

STRIKEOUTS

	TOTAL	NAME	APP	IP	YEAR
1.	291	Anna Thompson	40	187.0	2007
2.	170	Jenee Loree	38	174.0	2009
3.	123	Marcy Harper	34	161.0	2013
4.	103	Janet Spivey	30	133.0	2003
5.	99	Renee Sease	37	130.2	1997



SOPHOMORE RECORDS

AT BATS

	TOTAL	NAME	GP	H	AVG	YEAR
1.	236	Kim Blair	69	81	.343	1997
2.	214	Ashley Moore	65	66	.308	2000
3.	200	Kyndall White	59	55	.275	2009
4.	199	Haley Fagan	67	69	.347	2015
5.	193	Holly Currie	67	76	.394	2005

RUNS SCORED

	TOTAL	NAME	GP	H	AB	YEAR
1.	70	Emily Carosone	61	62	158	2014
2.	60	Morgan Estell	53	54	157	2013
3.	58	Haley Fagan	67	69	199	2015
4.	56	Kasey Cooper	64	75	192	2015
5.	55	Kristina McCain	60	63	180	2005

HITS

	TOTAL	NAME	GP	AB	AVG	YEAR
1.	81	Kim Blair	69	236	.343	1997
2.	76	Holly Currie	67	193	.394	2005
3.	75	Kasey Cooper	64	192	.391	2015
4.	69	Haley Fagan	67	199	.347	2015
5.	66	Ashley Moore	65	214	.308	2000

BATTING AVERAGE (MIN. 75 AB)

	TOTAL	NAME	GP	H	AB	YEAR
1.	.394	Holly Currie	67	76	193	2005
2.	.392	Emily Carosone	61	62	158	2014
3.	.391	Kasey Cooper	64	75	192	2015
4.	.366	Brannndi Melero	51	56	153	2013
5.	.350	Kristina McCain	60	63	180	2005

DOUBLES

	TOTAL	NAME	GP	H	AB	YEAR
1.	20	Holly Currie	67	76	193	2005
2.	17	Ashley Moore	65	66	214	2000
3.	15	Sara Ghezzi	68	60	185	2005
4.	14	Kasey Cooper	64	75	192	2015
5.	13	Madi Gipson	68	42	176	2016

TRIPLES

	TOTAL	NAME	GP	H	AB	YEAR
1.	4	Kendall Veach	61	42	177	2017
2.	3	Lauren Walton	68	31	139	2005
	3	Morgan Estell	53	54	157	2013
	3	Carlee Wallace	66	50	174	2016
	3	Whitney Jordan	69	41	180	2016

HOME RUNS

	TOTAL	NAME	GP	H	AB	YEAR
1.	18	Kasey Cooper	64	75	192	2015
2.	17	Holly Currie	67	76	193	2005
4.	13	Haley Fagan	67	69	199	2015
3.	12	Mary Petrie	58	50	163	1999
	12	Kendall Veach	61	42	177	2017

SLUGGING PERCENTAGE (MIN. 75 AB)

	TOTAL	NAME	GP	TB	AB	YEAR
1.	.772	Holly Currie	67	149	193	2005
2.	.745	Kasey Cooper	64	143	192	2015
3.	.654	Brannndi Melero	51	100	153	2013
4.	.646	Emily Carosone	61	102	158	2014
5.	.598	Haley Fagan	67	119	199	2015

STOLEN BASES

	TOTAL	NAME	GP	ATT	PCT	YEAR
1.	19	Shannon Anderson	57	21	.905	2003
2.	16	Kristina McCain	60	21	.762	2005
3.	14	Kim Blair	69	19	.737	1997
4.	12	Chris Steiner	65	15	.800	1997
	12	Marcella Passarelli	54	13	.923	1999
	12	Ashley Griffin	60	12	1.000	2004

TOTAL BASES

	TOTAL	NAME	GP	H	AB	YEAR
1.	149	Holly Currie	67	76	193	2005
2.	143	Kasey Cooper	64	75	192	2015
3.	119	Haley Fagan	67	69	199	2015
4.	102	Emily Carosone	61	62	158	2014
5.	100	Ashley Moore	65	66	214	2000
	100	Brannndi Melero	51	56	153	2013

RBI

	TOTAL	NAME	GP	H	AB	YEAR
1.	65	Holly Currie	67	76	193	2005
2.	64	Kasey Cooper	64	75	192	2015
3.	56	Haley Fagan	67	69	199	2015
4.	46	Brannndi Melero	51	56	153	2013
5.	45	Jade Rhodes	56	34	156	2014

WALKS

	TOTAL	NAME	GP	OB%	YEAR
1.	49	Kasey Cooper	64	.524	2015
2.	46	Carlee Wallace	66	.436	2016
3.	35	Morgan Estell	53	.482	2013
4.	33	Kristina McCain	60	.461	2005
5.	31	Emily Carosone	61	.560	2014

EARNED RUN AVERAGE (MIN. 40 IP)

	TOTAL	NAME	APP	ER	IP	YEAR
1.	1.15	Samantha Yarbrough	13	8	48.2	2020
2.	1.78	Kristin Keyes	50	56	220.2	2002
3.	1.93	Anna Thompson	32	44	159.1	2008
4.	1.95	Holly Currie	46	58	208.1	2005
5.	1.98	Makayla Martin	32	44	155.1	2017

INNINGS PITCHED

	TOTAL	NAME	APP	ER	ERA	YEAR
1.	225.1	Lexi Davis	45	93	2.89	2014
2.	220.2	Kristin Keyes	50	56	1.78	2002
3.	208.1	Holly Currie	46	58	1.95	2005
4.	200.2	Beth DiPietro	44	66	2.30	2005
5.	173.2	Jennifer Lofton	44	68	2.74	2000

STRIKEOUTS

	TOTAL	NAME	APP	IP	YEAR
1.	250	Holly Currie	46	208.1	2005
2.	236	Anna Thompson	32	159.1	2008
3.	211	Kristin Keyes	50	220.2	2002
4.	167	Beth DiPietro	44	200.2	2005
5.	145	Lexi Davis	45	225.1	2014



JUNIOR RECORDS

AT BATS

	TOTAL	NAME	GP	H	AVG	YEAR
1.	213	Ashley Griffin	68	59	.277	2005
2.	209	Ashley Moore	63	80	.383	2001
3.	208	Michelle Martin	65	60	.288	2000
4.	207	Tiffany Howard	67	86	.415	2015
5.	202	Ashley Camp	69	60	.297	1997

RUNS SCORED

	TOTAL	NAME	GP	H	AB	YEAR
1.	88	Emily Carosone	67	85	194	2015
2.	72	Tiffany Howard	67	86	207	2015
3.	69	Kasey Cooper	70	79	187	2016
4.	64	Morgan Estell	62	64	177	2014
5.	56	Ashley Griffin	68	59	213	2005

HITS

	TOTAL	NAME	GP	AB	AVG	YEAR
1.	86	Tiffany Howard	67	207	.415	2015
2.	85	Emily Carosone	67	194	.438	2015
3.	80	Ashley Moore	63	209	.383	2001
4.	79	Kasey Cooper	70	187	.422	2016
5.	70	Jen Kraemer	63	198	.354	2000

BATTING AVERAGE (MIN. 75 AB)

	TOTAL	NAME	GP	H	AB	YEAR
1.	.454	Mary Petrie	46	54	119	2000
2.	.438	Emily Carosone	67	85	194	2015
3.	.422	Kasey Cooper	70	79	187	2016
4.	.415	Tiffany Howard	67	86	207	2015
5.	.404	Brannndi Melero	62	69	171	2014

DOUBLES

	TOTAL	NAME	GP	H	AB	YEAR
1.	22	Ashley Moore	63	80	209	2001
2.	21	Ashley Camp	69	60	202	1997
3.	20	Carlee Wallace	61	59	177	2017
4.	19	Morgan Estell	62	64	177	2014
	19	Kasey Cooper	70	79	187	2016

TRIPLES

	TOTAL	NAME	GP	H	AB	YEAR
1.	6	Tiffany Howard	67	86	207	2015
2.	3	Ashley Camp	69	60	202	1997
	3	Amy Shaw	68	33	138	2005
	3	Lauren Guzman	59	60	188	2011
	3	Carlee Wallace	61	59	177	2017

HOME RUNS

	TOTAL	NAME	GP	H	AB	YEAR
1.	21	Kasey Cooper	70	79	187	2016
2.	19	Jade Rhodes	67	52	183	2015
3.	18	Emily Carosone	67	85	194	2015
4.	15	Brannndi Melero	62	69	171	2014
	15	Tannon Snow	60	55	172	2019

SLUGGING PERCENTAGE (MIN. 75 AB)

	TOTAL	NAME	GP	H	AB	YEAR
1.	.872	Kasey Cooper	70	79	187	2016
2.	.809	Emily Carosone	67	85	194	2015
3.	.782	Mary Petrie	46	54	119	2000
4.	.758	Kyndall White	43	47	132	2010
5.	.737	Brannndi Melero	62	69	171	2014

STOLEN BASES

	TOTAL	NAME	GP	ATT	PCT	YEAR
1.	33	Shannon Anderson	56	39	.846	2004
2.	19	Kim Blair	56	23	.826	1998
3.	18	Alyssa Rivera	60	21	.857	2019
4.	15	Ashley Griffin	68	17	.882	2005
5.	13	Marcella Passarelli	65	16	.813	2000
	13	Sara Dean	60	15	.867	2004

TOTAL BASES

	TOTAL	NAME	GP	H	AB	YEAR
1.	163	Kasey Cooper	70	79	187	2016
2.	157	Emily Carosone	67	85	194	2015
3.	137	Ashley Moore	63	80	209	2001
4.	126	Brannndi Melero	62	69	171	2014
5.	119	Jade Rhodes	67	52	183	2015

RBI

	TOTAL	NAME	GP	H	AB	YEAR
1.	83	Kasey Cooper	70	79	187	2016
2.	80	Emily Carosone	67	85	194	2015
3.	78	Brannndi Melero	62	69	171	2014
4.	58	Jade Rhodes	67	52	183	2015
5.	52	Carlee Wallace	61	59	177	2017

WALKS

	TOTAL	NAME	GP	OB%	YEAR
1.	71	Kasey Cooper	70	.581	2016
2.	45	Morgan Estell	62	.496	2014
3.	43	Tiffany Howard	67	.525	2015
4.	42	Carlee Wallace	61	.599	2017
5.	39	Emily Carosone	67	.552	2015

EARNED RUN AVERAGE (MIN. 40 IP)

	TOTAL	NAME	APP	ER	IP	YEAR
1.	1.36	Kaylee Carlson	41	40	206.1	2017
	1.36	Makayla Martin	31	26	134.0	2018
3.	1.53	Angel Bunner	33	34	156.0	2011
4.	1.62	Jennifer Lofton	20	24	104.0	2001
5.	1.79	Holly Currie	42	56	219.0	2006

INNINGS PITCHED

	TOTAL	NAME	APP	ER	ERA	YEAR
1.	219.0	Holly Currie	42	56	1.79	2006
2.	206.1	Kaylee Carlson	41	40	1.36	2017
3.	199.1	Anna Thompson	39	65	2.28	2009
4.	176.0	Brenda Espinoza	35	76	3.02	1997
5.	173.0	Kristen Keyes	32	68	2.75	2003

STRIKEOUTS

	TOTAL	NAME	APP	IP	YEAR
1.	286	Holly Currie	42	219.0	2006
2.	269	Anna Thompson	38	199.1	2009
3.	196	Kristen Keyes	32	173.0	2003
4.	147	Lauren Schmalz	28	128.2	2011
5.	129	Beth DiPietro	36	147.1	2006



SENIOR RECORDS

AT BATS

	TOTAL	NAME	GP	H	AVG	YEAR
1.	246	Tiffany Howard	69	96	.390	2016
2.	201	Branni Melero	67	63	.313	2015
3.	197	Sara Dean	68	71	.360	2005
4.	196	Jen Kraemer	61	71	.362	2001
5.	195	Jade Rhodes	69	66	.338	2016

RUNS SCORED

	TOTAL	NAME	GP	H	AB	YEAR
1.	78	Tiffany Howard	69	96	246	2016
2.	73	Emily Carosone	70	77	193	2016
3.	63	Michelle Martin	60	63	188	2001
4.	54	Jade Rhodes	69	66	195	2016
5.	52	Morgan Estell	65	62	169	2015

HITS

	TOTAL	NAME	GP	AB	AVG	YEAR
1.	96	Tiffany Howard	69	246	.390	2016
2.	77	Emily Carosone	70	193	.399	2016
3.	71	Jen Kraemer	61	196	.362	2001
		Sara Dean	68	197	.360	2005
5.	69	Mary Petrie	62	181	381	2001

BATTING AVERAGE (MIN. 75 AB)

	TOTAL	NAME	GP	H	AB	YEAR
1.	.399	Emily Carosone	70	77	193	2016
2.	.390	Tiffany Howard	69	96	246	2016
3.	.381	Mary Petrie	62	69	181	2001
4.	.376	Paige Jones	65	67	178	2005
5.	.373	Victoria Draper	58	60	161	2018

DOUBLES

	TOTAL	NAME	GP	H	AB	YEAR
1.	16	Casey McCrackin	60	65	190	2019
2.	14	Mary Petrie	62	69	181	2001
3.	13	Jen Kraemer	61	71	196	2001
	13	Emily Carosone	70	77	193	2016
5.	12	Martha Phillips	59	38	165	2004
	12	Kyndall White	59	48	184	2011

TRIPLES

	TOTAL	NAME	GP	H	AB	YEAR
1.	4	Sara Dean	68	71	197	2005
	4	Tiffany Howard	69	96	246	2016
3.	3	Lolani Alvarez	66	44	167	2005
	3	Brittany Scott	55	52	184	2008
	3	Lauren Guzman	56	61	183	2012
	3	Kasey Cooper	61	52	167	2017

HOME RUNS

	TOTAL	NAME	GP	H	AB	YEAR
1.	20	Jade Rhodes	69	66	195	2016
	20	Kendall Veach	60	48	166	2019
3.	17	Ashley Moore	63	60	175	2002
4.	13	Mary Petrie	62	69	181	2001
	13	Paige Jones	65	67	178	2005
	13	Emily Carosone	70	77	193	2016

SLUGGING PERCENTAGE (MIN. 75 AB)

	TOTAL	NAME	GP	TB	AB	YEAR
1.	.703	Jade Rhodes	69	137	195	2016
2.	.699	Kendall Veach	60	116	166	2019
3.	.697	Ashley Moore	63	122	175	2002
4.	.685	Mary Petrie	62	124	181	2001
5.	.668	Emily Carosone	70	129	193	2016

STOLEN BASES

	TOTAL	NAME	GP	ATT	PCT	YEAR
1.	38	Victoria Draper	58	44	.864	2017
2.	15	Chris Steiner	60	17	.882	1999
3.	14	Kasey McCrackin	60	14	1.000	2019
4.	13	Caitlin Stangl	56	15	.867	2011
5.	11	Tiffany Howard	69	11	1.000	2016

TOTAL BASES

	TOTAL	NAME	GP	H	AB	YEAR
1.	137	Jade Rhodes	69	66	137	2016
2.	129	Emily Carosone	70	77	193	2016
3.	124	Mary Petrie	62	69	108	2001
4.	122	Ashley Moore	63	60	175	2002
5.	116	Tiffany Howard	69	96	246	2016
	116	Kendall Veach	60	48	166	2019

RBI

	TOTAL	NAME	GP	H	AB	YEAR
1.	74	Jade Rhodes	69	66	195	2016
2.	67	Emily Carosone	70	77	193	2016
3.	64	Branni Melero	67	63	201	2015
4.	48	Kendall Veach	60	48	166	2019
5.	46	Paige Jones	65	67	178	2005
	46	Kasey Cooper	61	52	167	2017

WALKS

	TOTAL	NAME	GP	OB%	YEAR
1.	49	Kasey Cooper	61	.480	2017
2.	41	Morgan Estell	65	.495	2015
	41	Emily Carosone	70	.544	2016
4.	39	Ashley Moore	63	.697	2002
5.	38	Branni Melero	67	.438	2015

EARNED RUN AVERAGE (MIN. 40 IP)

	TOTAL	NAME	APP	ER	IP	YEAR
1.	1.06	Kristen Keyes	43	37	243.1	2004
2.	1.31	Makayla Martin	15	15	80.0	2019
3.	1.37	Kaylee Carlson	35	36	183.2	2018
4.	1.66	Rachael Walters	33	20	84.1	2016
5.	1.71	Mary Petrie	17	11	45.0	2001

INNINGS PITCHED

	TOTAL	NAME	APP	ER	ERA	YEAR
1.	243.1	Kristen Keyes	43	37	1.06	2004
2.	183.2	Kaylee Carlson	35	36	1.37	2018
3.	143.0	Jennifer Lofton	32	57	2.79	2002
4.	133.2	Denisse Montalvo	32	63	3.30	1999
5.	131.1	Jenee Loree	29	37	1.97	2012

STRIKEOUTS

	TOTAL	NAME	APP	IP	YEAR
1.	320	Kristen Keyes	43	243.1	2004
2.	155	Holly Currie	34	124.2	2007
3.	133	Jenee Loree	29	131.1	2012
4.	126	Denisse Montalvo	32	133.2	1999
5.	125	Jennifer Lofton	42	143.0	2002



FRESHMAN SEC RECORDS

AT BATS

	TOTAL	NAME	GP	H	AVG	YEAR
1.	96	Tatiana Fernandez	30	28	.292	2006
2.	94	Ashley Griffin	29	29	.309	2003
3.	90	Ashley Moore	29	28	.311	1999
	90	Morgan Estell	28	35	.389	2011
5.	88	Sara Dean	30	24	.273	2002

RUNS SCORED

	TOTAL	NAME	GP	H	AB	YEAR
1.	22	Kasey Cooper	24	26	72	2014
2.	19	Shannon Anderson	30	23	70	2002
3.	18	Kristina McCain	28	21	74	2004
4.	16	Mary Petrie	26	29	81	1998
	16	Sarah Orozco	28	16	75	1999
	16	Ashley Griffin	29	29	94	2003

HITS

	TOTAL	NAME	GP	AB	AVG	YEAR
1.	35	Morgan Estell	28	90	.389	2011
2.	29	Mary Petrie	26	81	.358	1998
	29	Ashley Griffin	29	94	.309	2003
4.	28	Ashley Moore	29	90	.311	1999
	28	Tatiana Fernandez	30	96	.292	2006

BATTING AVERAGE (MIN. 50 AB)

	TOTAL	NAME	GP	H	AB	YEAR
1.	.389	Morgan Estell	28	35	90	2011
2.	.386	Emily Carosone	24	27	70	2013
3.	.361	Kasey Cooper	24	26	72	2014
4.	.358	Mary Petrie	26	29	81	1998
5.	.345	Alyssa Rivera	19	20	58	2017

DOUBLES

	TOTAL	NAME	GP	H	AB	YEAR
1.	9	Morgan Estell	28	35	90	2011
2.	8	Ashley Griffin	29	29	94	2003
3.	7	Sara Dean	30	24	88	2002
4.	6	Mary Petrie	26	29	81	1998
	6	Tatiana Fernandez	30	28	96	2006

TRIPLES

	TOTAL	NAME	GP	H	AB	YEAR
1.	1	Jodie Van Ooyen	29	18	81	2000
	1	Sara Dean	30	24	88	2002
	1	Ashley Griffin	29	29	94	2003
	1	Myesha Finney	25	13	56	2006
	1	Krista Clyde	21	4	43	2008
	1	Branndi Melero	28	19	73	2012
	1	Tiffany Howard	24	22	71	2013

HOME RUNS

	TOTAL	NAME	GP	H	AB	YEAR
1.	6	Mary Petrie	26	29	81	1998
	6	Kasey Cooper	24	26	72	2014
3.	4	Jodie Van Ooyen	29	18	81	2000
	4	Sara Dean	30	24	88	2002
	4	Tatiana Fernandez	30	28	96	2006
	4	Morgan Estell	28	35	90	2011

SLUGGING PERCENTAGE (MIN. 50 AB)

	TOTAL	NAME	GP	TB	AB	YEAR
1.	.654	Mary Petrie	26	53	81	1998
2.	.653	Kasey Cooper	24	47	72	2014
3.	.622	Morgan Estell	28	56	90	2011
4.	.511	Sara Dean	30	45	88	2002
5.	.500	Emily Carosone	24	35	70	2013

STOLEN BASES

	TOTAL	NAME	GP	ATT	PCT	YEAR
1.	11	Shannon Anderson	30	12	.917	2002
2.	7	Amber Harrison	26	8	.875	2009
3.	6	Lauren Walton	29	7	.857	2004
4.	5	Sarah Orozco	28	6	.833	1999
	5	Kristina McCain	28	5	1.000	2004

TOTAL BASES

	TOTAL	NAME	GP	H	AB	YEAR
1.	56	Morgan Estell	28	35	90	2011
2.	53	Mary Petrie	26	29	81	1998
3.	47	Kasey Cooper	24	26	72	2014
4.	46	Tatiana Fernandez	30	28	96	2006
5.	45	Sara Dean	30	24	88	2002
	45	Ashley Griffin	29	29	94	2003

RBI

	TOTAL	NAME	GP	H	AB	YEAR
1.	24	Mary Petrie	26	29	81	1998
2.	21	Sara Dean	30	24	88	2002
	21	Kasey Cooper	24	26	72	2014
4.	18	Morgan Estell	28	35	90	2011
5.	17	Tatiana Fernandez	30	28	96	2006

WALKS

	TOTAL	NAME	GP	OB%	YEAR
1.	17	Kasey Cooper	24	.484	2014
2.	13	Elizabeth Eisterhold	28	.360	2009
3.	11	Kristina McCain	28	.384	2004
4.	10	Emily Carosone	24	.470	2013
5.	9	Mary Petrie	26	.422	1998
	9	Kyndall White	27	.318	2008
	9	Morgan Estell	28	.453	2011

EARNED RUN AVERAGE (MIN. 30 IP)

	TOTAL	NAME	APP	ER	IP	YEAR
1.	1.74	Renee Sease	16	11	44.1	1997
2.	1.79	Mary Petrie	14	10	39.0	1998
3.	1.89	Anna Thompson	19	25	92.2	2007
4.	3.21	Makayla Martin	10	15	32.2	2016
5.	3.25	Holly Currie	11	22	47.1	2004

INNINGS PITCHED

	TOTAL	NAME	APP	ER	ERA	YEAR
1.	92.2	Anna Thompson	19	25	1.89	2007
2.	79.2	Lily DuBois	16	40	3.51	2001
3.	78.2	Jenee Loree	15	41	3.65	2009
4.	71.1	Marcy Harper	17	42	4.12	2013
5.	68.0	Janet Spivey	16	34	3.50	2003

STRIKEOUTS

	TOTAL	NAME	APP	IP	YEAR
1.	136	Anna Thompson	19	92.2	2007
2.	65	Jenee Loree	15	78.2	2009
3.	49	Lily DuBois	16	79.2	2001
4.	40	Janet Spivey	16	68.0	2003
	40	Holly Currie	11	47.1	2004



SOPHOMORE SEC RECORDS

AT BATS

	TOTAL	NAME	GP	H	AVG	YEAR
1.	105	Kim Blair	30	31	.295	1997
2.	94	Kyndall White	28	23	.245	2009
3.	93	Kristina McCain	29	31	.333	2005
4.	92	Michelle Martin	30	22	.239	1999
5.	91	Ashley Moore	29	22	.242	2000
	91	Deni Zeigler	30	25	.275	2001
	91	Jennifer Hammock	29	14	.154	2001

RUNS SCORED

	TOTAL	NAME	GP	H	AB	YEAR
1.	24	Kristina McCain	29	31	93	2005
2.	22	Marcella Passarelli	30	30	90	1999
3.	21	Emily Carosone	24	23	61	2014
4.	20	Haley Fagan	24	26	77	2015
5.	19	Ashley Moore	29	22	91	2000

HITS

	TOTAL	NAME	GP	AB	AVG	YEAR
1.	31	Kim Blair	30	105	.295	1997
	31	Sara Ghezzi	29	81	.383	2005
	31	Holly Currie	29	81	.383	2005
	31	Kristina McCain	29	93	.333	2005
5.	30	Marcella Passarelli	30	90	.333	1999
	30	Ashley Arcuri	28	80	.375	2007

BATTING AVERAGE (MIN. 50 AB)

	TOTAL	NAME	GP	H	AB	YEAR
1.	.415	Kasey Cooper	21	27	65	2015
2.	.383	Sara Ghezzi	29	31	81	2005
	.383	Holly Currie	29	31	81	2005
4.	.377	Emily Carosone	24	23	61	2014
5.	.375	Ashley Arcuri	28	30	80	2007

DOUBLES

	TOTAL	NAME	GP	H	AB	YEAR
1.	8	Sara Dean	29	25	85	2003
	8	Sara Ghezzi	29	31	81	2005
	8	Ashley Arcuri	28	30	80	2007
4.	7	Ashley Griffin	29	23	89	2004
5.	5 (12x)	last, Madi Gipson	22	13	55	2016

TRIPLES

	TOTAL	NAME	GP	H	AB	YEAR
1.	3	Kendall Veach	24	15	74	2017
2.	1 (14x)	last, Tannon Snow	23	14	60	2018
		Alyssa Rivera	23	13	68	2018

HOME RUNS

	TOTAL	NAME	GP	H	AB	YEAR
1.	10	Holly Currie	29	31	81	2005
2.	7	Elizabeth Eisterhold	28	24	88	2010
3.	6	Marcella Passarelli	30	30	90	1999
	6	Kasey Cooper	21	27	65	2015
	6	Alyssa Rivera	23	13	68	2018

SLUGGING PERCENTAGE (MIN. 50 AB)

	TOTAL	NAME	GP	TB	AB	YEAR
1.	.840	Holly Currie	29	68	81	2005
2.	.723	Kasey Cooper	21	47	65	2015
3.	.639	Emily Carosone	24	39	61	2014
4.	.589	Marcella Passarelli	30	53	90	1999
5.	.558	Haley Fagan	24	43	77	2015

STOLEN BASES

	TOTAL	NAME	GP	ATT	PCT	YEAR
1.	7	Chris Steiner	28	8	.875	1997
	7	Marcella Passarelli	30	7	1.000	1999
3.	6	Kristina McCain	29	6	1.000	2005
4.	5	Shannon Anderson	29	7	.714	2003
5.	4	Kim Blair	30	5	.800	1997
	4	Ashley Griffin	29	4	1.000	2004
	4	Kyndall White	28	5	.800	2009
	4	Lauren Guzman	28	5	.800	2010
	4	Morgan Estell	24	7	.571	2013
	4	Brittany Maresette	20	5	.800	2018

TOTAL BASES

	TOTAL	NAME	GP	H	AB	YEAR
1.	68	Holly Currie	29	31	81	2005
2.	53	Marcella Passarelli	30	30	90	1999
3.	47	Elizabeth Eisterhold	28	24	88	2010
	47	Kasey Cooper	21	27	65	2015
5.	45	Sara Ghezzi	29	31	81	2005

RBI

	TOTAL	NAME	GP	H	AB	YEAR
1.	32	Holly Currie	29	31	81	2005
2.	20	Deni Zeigler	30	25	91	2001
3.	18	Kasey Cooper	21	27	65	2015
	18	Kendall Veach	24	15	74	2017
5.	17	Mary Petrie	30	21	80	1999
	17	Kristina McCain	29	31	93	2005
	17	Haley Fagan	24	26	77	2015

WALKS

	TOTAL	NAME	GP	OB%	YEAR
1.	17	Carlee Wallace	23	.457	2016
2.	16	Kasey Cooper	21	.541	2015
3.	15	Holly Currie	29	.474	2005
4.	14	Morgan Estell	24	.438	2013
5.	13	Amber Harrison	28	.361	2010

EARNED RUN AVERAGE (MIN. 30 IP)

	TOTAL	NAME	APP	ER	IP	YEAR
1.	1.86	Nicole Groves	18	23	86.2	1999
2.	2.18	Holly Currie	20	30	96.1	2005
3.	2.24	Kristin Keyes	22	33	103.0	2002
4.	2.31	Beth DiPietro	17	28	84.2	2005
5.	2.47	Denisse Montalvo	14	26	73.2	1997

INNINGS PITCHED

	TOTAL	NAME	APP	ER	ERA	YEAR
1.	103.0	Kristin Keyes	22	33	2.24	2002
2.	99.1	Lexi Davis	19	49	3.45	2014
3.	96.1	Holly Currie	20	30	2.18	2005
4.	86.2	Nicole Groves	18	23	1.86	1999
5.	84.2	Beth DiPietro	17	28	2.31	2005
	83.0	Jaime Rasmussen	18	38	3.20	2000

STRIKEOUTS

	TOTAL	NAME	APP	IP	YEAR
1.	104	Holly Currie	20	96.1	2005
2.	99	Kristin Keyes	22	103.0	2002
3.	89	Anna Thompson	13	62.2	2008
4.	73	Beth DiPietro	17	84.2	2005
5.	61	Denisse Montalvo	14	73.2	1997



JUNIOR SEC RECORDS

AT BATS

	TOTAL	NAME	GP	H	AVG	YEAR
1.	101	Ashley Moore	30	38	.376	2001
2.	93	Shannon Anderson	29	25	.269	2004
	93	Ashley Griffin	29	23	.247	2005
4.	92	Kim Blair	27	23	.250	1998
	92	Lauren Guzman	28	26	.283	2011

RUNS SCORED

	TOTAL	NAME	GP	H	AB	YEAR
1.	30	Emily Carosone	24	33	72	2015
2.	26	Ashley Moore	30	38	101	2001
3.	24	Tiffany Howard	24	28	73	2015
4.	23	Ashley Griffin	29	23	93	2005
5.	22	Kasey Cooper	23	25	61	2016

HITS

	TOTAL	NAME	GP	AB	AVG	YEAR
1.	38	Ashley Moore	30	101	.376	2001
2.	33	Mary Petrie	29	78	.423	2000
	33	Emily Carosone	24	72	.458	2015
4.	29	Sara Dean	29	85	.341	2004
	29	Kristina McCain	30	87	.333	2006

BATTING AVERAGE (MIN. 50 AB)

	TOTAL	NAME	GP	H	AB	YEAR
1.	.458	Emily Carosone	24	33	72	2015
2.	.423	Mary Petrie	29	33	78	2000
3.	.410	Kasey Cooper	23	25	61	2016
4.	.384	Tiffany Howard	24	28	73	2015
5.	.380	Brannndi Melero	24	27	71	2014

DOUBLES

	TOTAL	NAME	GP	H	AB	YEAR
1.	9	Emily Carosone	24	33	72	2015
2.	8	Kasey Angulo	30	26	88	2002
	8	Deni Zeigler	30	22	80	2002
	8	Amber Harrison	27	15	74	2011
5.	7	Tatiana Fernandez	27	16	71	2008

TRIPLES

	TOTAL	NAME	GP	H	AB	YEAR
1.	2	Holly Currie	30	17	77	2006
	2	Brittany Scott	25	18	66	2007
	2	Lauren Guzman	28	26	92	2011
	2	Tiffany Howard	24	28	73	2015
	2	Carlee Wallace	24	24	79	2017

HOME RUNS

	TOTAL	NAME	GP	H	AB	YEAR
1.	10	Brannndi Melero	24	27	71	2014
2.	9	Jade Rhodes	24	23	73	2015
	9	Kasey Cooper	23	25	61	2016
4.	7	Kyndall White	17	17	53	2010
5.	6	Mary Petrie	29	33	78	2000
	6	Ashley Moore	30	38	101	2001
	6	Emily Carosone	24	33	72	2015

SLUGGING PERCENTAGE (MIN. 50 AB)

	TOTAL	NAME	GP	TB	AB	YEAR
1.	.902	Kasey Cooper	23	55	61	2016
2.	.845	Brannndi Melero	24	60	71	2014
3.	.833	Emily Carosone	24	60	72	2015
4.	.767	Jade Rhodes	24	56	73	2015
5.	.755	Kyndall White	17	40	53	2010

STOLEN BASES

	TOTAL	NAME	GP	ATT	PCT	YEAR
1.	15	Shannon Anderson	29	17	.882	2004
2.	7	Kim Blair	27	10	.700	1998
3.	5	Amy Crofts	25	6	.833	1998
4.	4	Ashley Griffin	29	4	.800	2005
	4	Katie Colton	23	5	.800	2010
	4	Kasey Cooper	23	5	.800	2016
	4	Alyssa Rivera	24	4	1.000	2019

TOTAL BASES

	TOTAL	NAME	GP	H	AB	YEAR
1.	64	Ashley Moore	30	38	101	2001
2.	60	Brannndi Melero	24	27	71	2014
	60	Emily Carosone	24	33	72	2015
4.	56	Mary Petrie	29	33	78	2000
	56	Jade Rhodes	24	23	73	2015

RBI

	TOTAL	NAME	GP	H	AB	YEAR
1.	33	Brannndi Melero	24	27	71	2014
2.	28	Emily Carosone	24	33	72	2015
3.	26	Kasey Cooper	23	25	61	2016
4.	24	Mary Petrie	29	33	78	2000
5.	21	Jade Rhodes	24	23	73	2015

WALKS

	TOTAL	NAME	GP	OB%	YEAR
1.	25	Kasey Cooper	23	.575	2016
2.	21	Kristina McCain	30	.477	2005
3.	18	Tiffany Howard	24	.526	2015
4.	17	Tatiana Fernandez	27	.396	2008
5.	16	Morgan Estell	24	.425	2014
	16	Emily Carosone	24	.582	2015

EARNED RUN AVERAGE (MIN. 30 IP)

	TOTAL	NAME	APP	ER	IP	YEAR
1.	1.21	Makayla Martin	10	10	57.2	2018
2.	1.60	Kaylee Carlson	18	25	109.1	2017
3.	2.28	Beth DiPietro	19	21	64.1	2006
4.	2.66	Kristen Keyes	20	37	97.1	2003
5.	2.68	Holly Currie	23	43	112.1	2006

INNINGS PITCHED

	TOTAL	NAME	APP	ER	ERA	YEAR
1.	112.1	Holly Currie	23	43	2.68	2006
2.	109.1	Kaylee Carlson	18	25	1.60	2017
3.	97.1	Kristen Keyes	20	37	2.66	2003
4.	87.2	Brenda Espinoza	15	34	2.71	1997
5.	85.2	Anna Thompson	14	38	3.11	2009

STRIKEOUTS

	TOTAL	NAME	APP	IP	YEAR
1.	115	Kristen Keyes	20	97.1	2003
2.	110	Holly Currie	23	112.1	2006
3.	89	Anna Thompson	14	85.2	2009
4.	57	Kaylee Carlson	18	109.1	2017
5.	46	Rachael Walters	20	62.1	2015



SENIOR SEC RECORDS

AT BATS

	TOTAL	NAME	GP	H	AVG	YEAR
1.	97	Michelle Martin	30	35	.361	2001
2.	92	Chris Steiner	30	26	.283	1999
3.	91	Lauren Guzman	28	32	.352	2012
4.	90	Ashley Griffin	30	23	.256	2006
5.	89	Brittany Scott	25	23	.258	2008
	89	Kyndall White	28	21	.236	2011

RUNS SCORED

	TOTAL	NAME	GP	H	AB	YEAR
1.	22	Emily Carasone	23	21	67	2016
2.	19	Sara Dean	29	33	87	2005
	19	Jade Rhodes	23	23	69	2016
4.	18	Ashley Moore	30	23	78	2002
5.	17	Mary Petrie	30	27	84	2001
	17	Morgan Estell	22	22	63	2015
	17	Tiffany Howard	23	27	85	2016

HITS

	TOTAL	NAME	GP	AB	AVG	YEAR
1.	36	Paige Jones	28	80	.450	2005
2.	35	Michelle Martin	30	97	.361	2001
3.	33	Sara Dean	29	87	.379	2005
4.	32	Lauren Guzman	28	91	.352	2012
5.	30	Jen Kraemer	28	87	.345	2001

BATTING AVERAGE (MIN. 50 AB)

	TOTAL	NAME	GP	H	AB	YEAR
1.	.450	Paige Jones	28	36	80	2005
2.	.379	Sara Dean	29	33	87	2005
3.	.361	Michelle Martin	30	35	97	2001
4.	.352	Lauren Guzman	28	32	91	2012
5.	.349	Morgan Estell	22	22	63	2015

DOUBLES

	TOTAL	NAME	GP	H	AB	YEAR
1.	8	Kasey Angulo	28	18	76	2003
2.	7	Mary Petrie	30	27	84	2001
	7	Ashley Moore	30	23	78	2002
4.	6	Martha Phillips	28	19	79	2004
	6	Myesha Finney	27	26	80	2009
	6	Casey McCrackin	24	17	77	2019

TRIPLES

	TOTAL	NAME	GP	H	AB	YEAR
1.	4	Sara Dean	29	33	87	2005
2.	3	Lolani Alvarez	29	23	80	2005
	3	Lauren Guzman	28	32	91	2012
4.	2	Chris Steiner	30	26	92	1999
5.	1 (11x)	last, Morgan Podany	24	7	51	2019

HOME RUNS

	TOTAL	NAME	GP	H	AB	YEAR
1.	9	Kendall Veach	24	17	67	2019
2.	8	Mary Petrie	30	27	84	2001
	8	Jade Rhodes	23	23	69	2016
4.	7	Paige Jones	28	36	80	2005
5.	6	Michelle Martin	30	35	97	2001
	6	Ashley Moore	30	23	78	2002

SLUGGING PERCENTAGE (MIN. 50 AB)

	TOTAL	NAME	GP	TB	AB	YEAR
1.	.738	Paige Jones	28	59	80	2005
2.	.714	Mary Petrie	30	60	84	2001
3.	.696	Jade Rhodes	23	48	69	2016
4.	.672	Kendall Veach	24	45	67	2019
5.	.655	Sara Dean	29	57	87	2005

STOLEN BASES

	TOTAL	NAME	GP	ATT	PCT	YEAR
1.	7	Chris Steiner	30	8	.875	1999
2.	6	Victoria Draper	23	9	.667	2018
3.	5	Kim Freeland	25	9	.556	2003
	5	Caitlin Stangl	28	5	1.000	2011
5.	4	Lolani Alvarez	29	6	.667	2004
	4	Ashley Griffin	30	5	.800	2006
	4	Lauren Walton	23	7	.571	2007
	4	Amber Harrison	25	5	.800	2012
	4	Tiffany Howard	23	4	1.000	2016

TOTAL BASES

	TOTAL	NAME	GP	H	AB	YEAR
1.	60	Mary Petrie	30	27	84	2001
2.	59	Paige Jones	28	36	80	2005
3.	58	Michelle Martin	30	35	97	2001
4.	57	Sara Dean	29	33	87	2005
5.	48	Ashley Moore	30	23	78	2002
	48	Jade Rhodes	23	23	69	2016

RBI

	TOTAL	NAME	GP	H	AB	YEAR
1.	24	Jade Rhodes	23	23	69	2016
2.	22	Brannndi Melero	24	23	77	2015
3.	21	Mary Petrie	30	27	84	2001
4.	20	Paige Jones	28	36	80	2005
	20	Kendall Veach	24	17	67	2019

WALKS

	TOTAL	NAME	GP	OB%	YEAR
1.	26	Kasey Cooper	24	.533	2017
2.	23	Ashley Moore	30	.461	2002
3.	18	Mary Petrie	30	.453	2001
4.	15	Haley Fagan	19	.429	2017
5.	13	Holly Currie	28	.418	2007
	13	Kendall Veach	24	.370	2019

EARNED RUN AVERAGE (MIN. 30 IP)

	TOTAL	NAME	APP	ER	IP	YEAR
1.	1.58	Kristen Keyes	21	27	119.1	2004
2.	1.86	Kaylee Carlson	15	23	86.1	2018
3.	2.01	Mary Petrie	13	9	31.1	2001
4.	2.22	Jenee Loree	14	21	66.1	2012
5.	2.52	Lauren Schmalz	18	22	61.0	2012

INNINGS PITCHED

	TOTAL	NAME	APP	ER	ERA	YEAR
1.	119.1	Kristen Keyes	21	27	1.58	2004
2.	86.1	Kaylee Carlson	15	23	1.86	2018
3.	80.0	Denisse Montalvo	16	44	3.85	1999
4.	68.0	Anna Thompson	17	28	2.88	2010
5.	66.1	Jenee Loree	14	21	2.22	2012

STRIKEOUTS

	TOTAL	NAME	APP	IP	YEAR
1.	143	Kristen Keyes	21	119.1	2004
2.	94	Anna Thompson	17	68.0	2010
3.	70	Denisse Montalvo	16	80.0	1999
4.	62	Brittany Day	17	53.1	2008
	62	Jenee Loree	14	66.1	2012



BATTING RECORDS

BATTING AVERAGE (MIN. 100 AB)

TOT.	PLAYER	YEAR
1. .454	Mary Petrie (54-119)	2000
2. .438	Emily Carosone (85-194)	2015
3. .422	Kasey Cooper (79-187)	2016
4. .418	Kasey Cooper (74-177)	2014
5. .415	Tiffany Howard (86-207)	2015
6. .404	Brannndi Melero (69-171)	2014
7. .399	Emily Carosone (77-193)	2016
8. .394	Holly Currie (76-193)	2005
9. .392	Emily Carosone (62-158)	2014
10. .391	Kasey Cooper (75-192)	2015

SLUGGING PCT. (MIN. 100 AB)

TOT.	PLAYER	YEAR
1. .872	Kasey Cooper (187 AB)	2016
2. .809	Emily Carosone (194 AB)	2015
3. .782	Mary Petrie (119 AB)	2000
4. .780	Kasey Cooper (177 AB)	2014
5. .772	Holly Currie (193 AB)	2005
6. .758	Kyndall White (132 AB)	2010
7. .745	Kasey Cooper (192 AB)	2015
8. .737	Brannndi Melero (171 AB)	2014
9. .703	Jade Rhodes (195 AB)	2016
10. .699	Kendall Veach (166 AB)	2019

ON BASE PCT. (MIN. 100 AB)

TOT.	PLAYER	YEAR
1. .581	Kasey Cooper (187 AB)	2016
2. .560	Emily Carosone (158 AB)	2014
3. .552	Emily Carosone (194 AB)	2015
4. .544	Emily Carosone (193 AB)	2016
5. .531	Mary Petrie (119 AB)	2000
6. .527	Kasey Cooper (177 AB)	2014
7. .525	Tiffany Howard (207 AB)	2015
8. .524	Kasey Cooper (192 AB)	2015
9. .518	Brannndi Melero (171 AB)	2014
10. .496	Morgan Estell (177 AB)	2014

STOLEN BASE PCT. (MIN. 15 ATT.)

TOT.	PLAYER	YEAR
1. .913	Shannon Anderson (21-23)	2002
2. .905	Shannon Anderson (19-210)	2003
3. .882	Chris Steiner (15-17)	1999
.882	Ashley Griffin (15-17)	2005
5. .867	Caitlin Stangl (13-15)	2011
.867	Sara Dean (13-15)	2004
.867	Emily Carosone (13-15)	2013
8. .864	Victoria Draper (38-44)	2018
9. .857	Alyssa Rivera (18-21)	2019
10. .846	Shannon Anderson (33-39)	2004

GAMES PLAYED

TOT.	PLAYER	YEAR
1. 70	Emily Carosone	2016
70	Kasey Cooper	2016
3. 69	Kim Blair	1997
69	Ashley Camp	1997
69	Whitney Jordan	2016
69	Victoria Draper	2016
69	Jade Rhodes	2016
69	Tiffany Howard	2016
9. 68	Amy Shaw	2005
68	Ashley Griffin	2005
68	Sara Ghezzi	2005
68	Madi Gipson	2016
68	Sara Dean	2005
68	Lauren Walton	2005

GAMES STARTED

TOT.	PLAYER	YEAR
1. 70	Emily Carosone	2016
70	Kasey Cooper	2016
3. 69	Ashley Camp	1997
69	Tiffany Howard	2016
69	Victoria Draper	2016
6. 68	Kim Blair	1997
68	Sara Dean	2005
68	Ashley Griffin	2005
68	Sara Ghezzi	2005
10. 67	Haley Fagan	2015
67	Jade Rhodes	2015
67	Emily Carosone	2015
67	Holly Currie	2005
67	Tiffany Howard	2015
67	Lauren Walton	2005
67	Brannndi Melero	2015
67	Amy Shaw	2005
67	Jade Rhodes	2016
67	Madi Gipson	2016

AT BATS

TOT.	PLAYER	YEAR
1. 246	Tiffany Howard	2016
2. 236	Kim Blair	1997
3. 214	Ashley Moore	2000
4. 213	Ashley Griffin	2005
5. 209	Ashley Moore	2001
6. 208	Michelle Martin	2000
7. 207	Tiffany Howard	2015
8. 202	Ashley Camp	1997
9. 201	Brannndi Melero	2015
10. 200	Kyndall White	2009

RUNS SCORED

TOT.	PLAYER	YEAR
1. 88	Emily Carosone	2015
2. 78	Tiffany Howard	2016
3. 73	Emily Carosone	2016
4. 72	Tiffany Howard	2015
5. 70	Emily Carosone	2014
70	Kasey Cooper	2014
7. 69	Kasey Cooper	2016
8. 64	Morgan Estell	2014
9. 60	Morgan Estell	2013
10. 58	Haley Fagan	2015

HITS

TOT.	PLAYER	YEAR
1. 96	Tiffany Howard	2016
2. 86	Tiffany Howard	2015
3. 85	Emily Carosone	2015
4. 81	Kim Blair	1997
5. 80	Ashley Moore	2001
6. 79	Kasey Cooper	2016
7. 77	Emily Carosone	2016
8. 76	Holly Currie	2005
9. 75	Kasey Cooper	2015
10. 74	Kasey Cooper	2014

DOUBLES

TOT.	PLAYER	YEAR
1. 22	Ashley Moore	2001
2. 21	Ashley Camp	1997
3. 20	Holly Currie	2005
20	Carlee Wallace	2017
5. 19	Morgan Estell	2014
19	Kasey Cooper	2016
7. 18	Morgan Estell	2011
18	Emily Carosone	2015
9. 17	Jen Kraemer	2000

17	Ashley Griffin	2003
17	Ashley Moore	2000

TRIPLES

TOT.	PLAYER	YEAR
1. 6	Tiffany Howard	2015
2. 4	Tiffany Howard	2016
4	Sara Dean	2005
4	Kendall Veach	2017
5. 3	Lauren Guzman	2012
3	Carlee Wallace	2017
3	Ashley Camp	1997
3	Lauren Guzman	2011
3	Carlee Wallace	2016
3	Whitney Jordan	2016
3	Brittany Scott	2008
3	Myesha Finney	2006
3	Amy Shaw	2005
3	Taylon Snow	2018
3	Kasey Cooper	2017
3	Lolani Alvarez	2005
3	Morgan Estell	2013
3	Lauren Walton	2005

HOME RUNS

TOT.	PLAYER	YEAR
1. 21	Kasey Cooper	2016
2. 20	Kendall Veach	2019
20	Jade Rhodes	2016
4. 19	Jade Rhodes	2015
5. 18	Kasey Cooper	2015
18	Kasey Cooper	2014
18	Emily Carosone	2015
8. 17	Ashley Moore	2002
17	Holly Currie	2005
10. 15	Brannndi Melero	2014
15	Tannon Snow	2019

RUNS BATTED IN

TOT.	PLAYER	YEAR
1. 83	Kasey Cooper	2016
2. 80	Emily Carosone	2015
3. 78	Brannndi Melero	2014
4. 77	Kasey Cooper	2014
5. 74	Jade Rhodes	2016
6. 67	Emily Carosone	2016
7. 65	Holly Currie	2005
8. 64	Kasey Cooper	2015
64	Brannndi Melero	2015
10. 58	Jade Rhodes	2015

MULTI-HIT GAMES

TOT.	PLAYER	YEAR
1. 27	Tiffany Howard	2016
2. 25	Kim Blair	1997
3. 24	Ashley Moore	2001
24	Emily Carosone	2015
24	Tiffany Howard	2015
6. 22	Jen Kraemer	2001
22	Holly Currie	2005
22	Kasey Cooper	2015
22	Kasey Cooper	2016
10. 21	Mary Petrie	2001
21	Brannndi Melero	2014

MULTI-RBI GAMES

TOT.	PLAYER	YEAR
1. 23	Kasey Cooper	2016
2. 22	Brannndi Melero	2014
22	Emily Carosone	2016
4. 21	Emily Carosone	2015
21	Jade Rhodes	2016



6.	19	Kasey Cooper	2016
7.	17	Kasey Cooper	2014
	17	Jade Rhodes	2015
	17	Brannndi Melero	2015
10.	15	Carlee Wallace	2017

TOTAL BASES

TOT.	PLAYER	YEAR
1.	163	Kasey Cooper 2016
2.	157	Emily Carosone 2015
3.	149	Holly Currie 2005
4.	143	Kasey Cooper 2015
5.	138	Kasey Cooper 2014
6.	137	Jade Rhodes 2016
	137	Ashley Moore 2001
8.	129	Emily Carosone 2016
9.	126	Brannndi Melero 2014
10.	124	Mary Petrie 2001

WALKS

TOT.	PLAYER	YEAR
1.	71	Kasey Cooper 2016
2.	49	Kasey Cooper 2015
	49	Kasey Cooper 2017
4.	46	Carlee Wallace 2016
5.	45	Morgan Estell 2014
6.	43	Kasey Cooper 2014
	43	Tiffany Howard 2015
8.	42	Carlee Wallace 2017
9.	41	Morgan Estell 2015
	41	Emily Carosone 2016

INTENTIONAL WALKS

TOT.	PLAYER	YEAR
1.	8	Kendall Veach 2019
	8	Ashley Moore 2002
	8	Tatiana Fernandez 2008
4.	7	Mary Petrie 2001
5.	6	Mary Petrie 1999
	6	Sara Dean 2004
	6	Holly Currie 2007
8.	5	Holly Currie 2006
9.	3	Kasey Angulo 2003
	3	Morgan Estell 2013
	3	Tatiana Fernandez 2009
	3	Kasey Cooper 2016
	3	Kasey Cooper 2017
	3	Sara Dean 2002

HIT BY PITCH

TOT.	PLAYER	YEAR
1.	33	Emily Carosone 2014
2.	25	Emily Carosone 2016
3.	21	Myesha Finney 2009
4.	19	Myesha Finney 2007
	19	Emily Carosone 2015
6.	18	Myesha Finney 2008
7.	17	Baylee Stephens 2012
8.	16	Justus Perry 2019
9.	14	Sarah Orozco 2000
10.	12	Starr Dorsey 2008
	12	Caitlin Jordan 2012

SACRIFICE FLIES

TOT.	PLAYER	YEAR
1.	7	Sara Dean 2005
	7	Emily Carosone 2015
3.	5	Courtney Shea 2017
4.	4	Michelle Martin 1999
	4	Emily Carosone 2016
	4	Haley Fagan 2015
	4	Kasey Cooper 2014

4	Kendall Veach	2018
4	Tannon Snow	2019
4	Morgan Estell	2015
4	Myesha Finney	2007

SACRIFICE HITS

TOT.	PLAYER	YEAR
1.	19	Amy Bellanca 1997
2.	18	Ashley Griffin 2006
3.	15	Chris Steiner 1998
	15	Amy Dalsing 1997
	15	Chris Steiner 1997
6.	13	Jennifer Hammock 2001
	13	Shannon Anderson 2003
	13	Lauren Guzman 2009
	13	Brooke Lathan 2012
10.	12	Jennifer Page 1997
	12	Krista Clyde 2010

STOLEN BASES

TOT.	PLAYER	YEAR
1.	38	Victoria Draper (38-44) 2018
2.	33	Shannon Anderson (33-39) 2004
3.	21	Shannon Anderson (21-23) 2002
4.	19	Kim Blair (19-23) 1998
	19	Shannon Anderson (19-21) 2003
6.	18	Alyssa Rivera (18-21) 2019
7.	16	Kristina McCain (16-21) 2005
8.	15	Ashley Griffin (15-17) 2005
	15	Chris Steiner (15-17) 1999
10.	14	Kim Blair (14-19) 1997
	14	Casey McCrackin (14-14) 2019

STOLEN BASE ATTEMPTS

TOT.	PLAYER	YEAR
1.	44	Victoria Draper (38-44) 2018
2.	39	Shannon Anderson (33-39) 2004
3.	23	Kim Blair (19-23) 1998
	23	Shannon Anderson (21-23) 2002
5.	21	Shannon Anderson (19-21) 2003
	21	Alyssa Rivera (18-21) 2019
	21	Kristina McCain (16-21) 2005
8.	19	Kim Blair (14-19) 1997
9.	17	Ashley Griffin (15-17) 2005
	17	Chris Steiner (15-17) 1999
	17	Morgan Estell (11-17) 2013

PITCHING RECORDS

ERA (MIN. 100 IP)

TOT.	PLAYER	YEAR
1.	1.06	Kristen Keyes (243.1 IP) 2004
2.	1.36	Kaylee Carlson (206.1 IP) 2017
	1.36	Makayla Martin (134.0 IP) 2018
4.	1.37	Kaylee Carlson (183.2 IP) 2018
5.	1.46	Anna Thompson (167.1 IP) 2010
6.	1.53	Angel Bunner (156.0 IP) 2011
7.	1.57	Makayla Martin (116.0 IP) 2016
8.	1.62	Jennifer Lofton (104.0 IP) 2001
9.	1.72	Anna Thompson (187.0 IP) 2007
10.	1.78	Kristen Keyes (220.2 IP) 2002

OPP. BATTING AVG. (MIN. 100 IP)

TOT.	PLAYER	YEAR
1.	.134	Kristen Keyes (243.1 IP) 2004
2.	.148	Anna Thompson (167.1 IP) 2010
3.	.169	Anna Thompson (187.0 IP) 2007
4.	.174	Jenee Loree (131.1 IP) 2012
5.	.181	Anna Thompson (199.1 IP) 2009
6.	.183	Holly Currie (219.0 IP) 2006
7.	.184	Holly Currie (208.1 IP) 2005

8.	.187	Anna Thompson (159.1 IP) 2008
9.	.201	Kristen Keyes (220.2 IP) 2002
10.	.202	Makayla Martin (134.0 IP) 2018

WALKS/7 INN. (MIN. 100 IP)

TOT.	PLAYER	YEAR
1.	1.22	Angel Bunner (126.1 IP) 2012
2.	1.26	Kaylee Carlson (183.2 IP) 2018
3.	1.39	Kaylee Carlson (206.1 IP) 2017
4.	1.64	Kristen Keyes (243.1 IP) 2004
5.	1.66	Renee Sease (130.2 IP) 1997
6.	1.72	Makayla Martin (134.0 IP) 2018
7.	1.80	Lauren Schmalz (116.2 IP) 2012
	1.80	Anna Thompson (159.1 IP) 2008
9.	1.82	Jaime Rasmussen (142.0 IP) 2001
10.	1.83	Nicole Groves (164.2 IP) 1999

STRIKEOUTS/7 INN. (MIN. 100 IP)

TOT.	PLAYER	YEAR
1.	11.80	Anna Thompson (167.1 IP) 2010
2.	10.89	Anna Thompson (187.0 IP) 2007
3.	10.37	Anna Thompson (159.1 IP) 2008
4.	9.45	Anna Thompson (199.1 IP) 2009
5.	9.21	Kristen Keyes (243.1 IP) 2004
6.	9.14	Holly Currie (219.0 IP) 2006
7.	8.70	Holly Currie (124.2 IP) 2007
8.	8.48	Brittany Day (102.1 IP) 2008
9.	8.40	Holly Currie (208.1 IP) 2005
10.	8.00	Lauren Schmalz (128.2 IP) 2011

WINS

TOT.	PLAYER	YEAR
1.	27	Kristen Keyes (27-12) 2004
	27	Kaylee Carlson (27-5) 2017
3.	26	Lexi Davis (26-3) 2015
4.	24	Holly Currie (24-11) 2005
5.	23	Beth DiPietro (23-7) 2005
6.	22	Lexi Davis (22-12) 2014
7.	21	Kristen Keyes (21-12) 2002
	21	Kaylee Carlson (21-7) 2018
9.	20	Makayla Martin (20-6) 2017
10.	19	Kaylee Carlson (19-2) 2016
	19	Holly Currie (19-14) 2006

SAVES

TOT.	PLAYER	YEAR
1.	9	Kristen Keyes 2002
2.	6	Jennifer Lofton 2000
3.	5	Holly Currie 2006
	5	Holly Currie 2005
	5	Anna Thompson 2008
6.	4	Kaylee Carlson 2017
	4	Beth DiPietro 2005
	4	Anna Thompson 2010
	4	Mary Petrie 1998
	4	Rachael Walters 2015
	4	Lexi Davis 2014

APPEARANCES

TOT.	PLAYER	YEAR
1.	50	Kristen Keyes 2002
2.	47	Rachael Walters 2015
3.	46	Holly Currie 2005
4.	45	Lexi Davis 2014
5.	44	Beth DiPietro 2005
	44	Jennifer Lofton 2000
7.	43	Kristen Keyes 2004
	43	Lexi Davis 2015
9.	42	Holly Currie 2006
10.	41	Kaylee Carlson 2017

**GAMES STARTED**

TOT.	PLAYER	YEAR	
1.	34	Lexi Davis	2014
2.	33	Holly Currie	2005
	33	Kaylee Carlson	2017
4.	32	Holly Currie	2006
	32	Kristen Keyes	2004
	32	Brenda Espinoza	1997
7.	31	Beth DiPietro	2005
8.	30	Kaylee Carlson	2018
	30	Jaime Rasmussen	2000
	30	Kristen Keyes	2002

COMPLETE GAMES

TOT.	PLAYER	YEAR	
1.	25	Kristen Keyes	2004
2.	24	Lexi Davis	2014
3.	23	Kristen Keyes	2002
4.	21	Kaylee Carlson	2017
5.	20	Holly Currie	2006
	20	Holly Currie	2005
7.	18	Beth DiPietro	2005
8.	16	Kristen Keyes	2003
	16	Anna Thompson	2009
10.	14	Anna Thompson	2007
	14	Marcy Harper	2013

GAMES FINISHED

TOT.	PLAYER	YEAR	
1.	25	Renee Sease	1997
	25	Jennifer Lofton	2000
3.	24	Mary Petrie	1998
4.	20	Rachael Walters	2015
	20	Rachael Walters	2016
6.	18	Kristen Keyes	2002
7.	17	Angel Bunner	2008
	17	Mary Petrie	2001
	17	Ashley Swindle	2019
10.	16	Anna Thompson	2007

SHUTOUTS

TOT.	PLAYER	YEAR	
1.	13	Kristen Keyes	2004
2.	9	Holly Currie	2005
	9	Holly Currie	2006
4.	7	Beth DiPietro	2005
5.	6	Brenda Espinoza	1997
	6	Lexi Davis	2014
	6	Kristen Keyes	2002
	6	Anna Thompson	2010
	6	Kaylee Carlson	2017
10.	5	Janey Spivey	2003
	5	Angel Bunner	2012
	5	Makayla Martin	2019
	5	Makayla Martin	2017
	5	Anna Thompson	2007
	5	Anna Thompson	2008
	5	Brittany Day	2008

COMBINED SHUTOUTS

TOT.	PLAYER	YEAR	
1.	10	Makayla Martin	2018
2.	8	Ashlee Swindle	2018
	8	Kaylee Carlson	2017
	8	Kara Bilodeau	2018
5.	7	Chardonnay Harris	2018
	7	Kaylee Carlson	2018
7.	6	Ashlee Swindle	2017
	6	Rachael Walters	2016
9.	5	Kristen Keyes	2004

5	Rachael Walters	2015
5	Marcy Harper	2016

INNINGS PITCHED

TOT.	PLAYER	YEAR	
1.	243.1	Kristen Keyes	2004
2.	225.1	Lexi Davis	2014
3.	220.2	Kristen Keyes	2002
4.	219.0	Holly Currie	2006
5.	208.1	Holly Currie	2005
6.	206.1	Kaylee Carlson	2017
7.	200.2	Beth DiPietro	2005
8.	199.1	Anna Thompson	2009
9.	187.0	Anna Thompson	2007
10.	183.2	Kaylee Carlson	2018

HITS ALLOWED (MIN. 100 IP)

TOT.	PLAYER	YEAR	
1.	82	Jenee Loree (131.1 IP)	2012
2.	83	Brittany Day (102.1 IP)	2008
3.	85	Anna Thompson (167.1 IP)	2010
4.	92	Makayla Martin (116.0 IP)	2016
5.	95	Jennifer Lofton (104.0 IP)	2001
6.	97	Makayla Martin (134.0 IP)	2018
7.	98	Lauren Schmalz (116.2 IP)	2012
8.	99	Holly Currie (124.2 IP)	2007
	99	Angel Bunner (126.1 IP)	2012
	99	Chardonnay Harris (106.0 IP)	2019

RUNS ALLOWED (MIN. 100 IP)

TOT.	PLAYER	YEAR	
1.	30	Makayla Martin (134.0 IP)	2018
2.	37	Lauren Schmalz (116.2 IP)	2012
3.	38	Brittany Day (102.1 IP)	2008
4.	41	Jennifer Lofton (104.0 IP)	2001
	41	Makayla Martin (116.0 IP)	2016
6.	44	Angel Bunner (156.0 IP)	2011
7.	45	Kaylee Carlson (183.2 IP)	2018
8.	47	Kristen Keyes (243.1 IP)	2004
	47	Angel Bunner (126.1 IP)	2012
10.	50	Holly Currie (124.2 IP)	2007

EARNED RUNS ALLOWED (MIN. 100 IP)

TOT.	PLAYER	YEAR	
1.	24	Jennifer Lofton (104.0 IP)	2001
2.	26	Makayla Martin (116.0 IP)	2016
	26	Makayla Martin (134.0 IP)	2018
4.	27	Brittany Day (102.1 IP)	2008
5.	30	Lauren Schmalz (116.2 IP)	2012
6.	34	Angel Bunner (156.0 IP)	2011
7.	35	Anna Thompson (167.1 IP)	2010
8.	36	Renee Sease (130.2 IP)	1997
9.	36	Kaylee Carlson (183.2 IP)	2018
10.	37	Kristen Keyes (243.1 IP)	2004
	37	Jenee Loree (131.1 IP)	2012

WALKS ALLOWED (MIN. 100 IP)

TOT.	PLAYER	YEAR	
1.	22	Angel Bunner (126.1 IP)	2012
2.	30	Lauren Schmalz (116.2 IP)	2012
	30	Chardonnay Harris (106.0 IP)	2019
4.	31	Renee Sease (130.2 IP)	1997
5.	33	Kaylee Carlson (183.2 IP)	2018
	33	Makayla Martin (134.0 IP)	2018
7.	35	Jennifer Lofton (104.0 IP)	2001
8.	36	Janet Spivey (133.0 IP)	2003
9.	37	Jaime Rasmussen (142.0 IP)	2001
10.	38	Makayla Martin (116.0 IP)	2016

STRIKEOUTS

TOT.	PLAYER	YEAR	
1.	320	Kristen Keyes	2004

2.	291	Anna Thompson	2007
3.	286	Holly Currie	2006
4.	282	Anna Thompson	2010
5.	269	Anna Thompson	2009
6.	250	Holly Currie	2005
7.	236	Anna Thompson	2008
8.	211	Kristen Keyes	2002
9.	196	Kristen Keyes	2003
10.	170	Jenee Loree	2009

STRIKEOUTS LOOKING

TOT.	PLAYER	YEAR	
1.	76	Anna Thompson	2007
2.	75	Kristen Keyes	2004
3.	69	Anna Thompson	2010
4.	66	Anna Thompson	2009
5.	65	Kristen Keyes	2003
6.	55	Denisse Montalvo	1997
7.	54	Anna Thompson	2008
8.	52	Holly Currie	2006
9.	49	Denisse Montalvo	1999
10.	47	Holly Currie	2005
	47	Beth DiPietro	2005

FEWEST HR ALLOWED (MIN. 100 IP)

TOT.	PLAYER	YEAR	
1.	2	Brenda Espinoza (176.0 IP)	1997
2.	3	Makayla Martin (134.0 IP)	2018
	3	Makayla Martin (155.1 IP)	2017
4.	4	Brittany Day (102.1 IP)	2008
5.	5	Makayla Martin (116.0 IP)	2016
	5	Jaime Rasmussen (165.2 IP)	2000
	5	Denisse Montalvo (115.2 IP)	1998
	5	Denisse Montalvo (163.1 IP)	1997
	5	Renee Sease (130.2 IP)	1997
10.	6	Jennifer Lofton (104.0 IP)	2001

BATTERS FACED

TOT.	PLAYER	YEAR	
1.	946	Lexi Davis	2014
2.	933	Kristen Keyes	2002
3.	911	Kristen Keyes	2004
4.	909	Holly Currie	2006
5.	884	Holly Currie	2005
6.	860	Beth DiPietro	2005
7.	824	Anna Thompson	2009
8.	821	Kaylee Carlson	2017
9.	808	Brenda Espinoza	1997
10.	769	Jennifer Lofton	2000

AT BATS AGAINST

TOT.	PLAYER	YEAR	
1.	842	Lexi Davis	2014
2.	818	Kristen Keyes	2004
3.	787	Holly Currie	2006
4.	782	Kristen Keyes	2002
5.	772	Kaylee Carlson	2017
6.	751	Beth DiPietro	2005
7.	743	Holly Currie	2005
8.	723	Anna Thompson	2009
9.	703	Brenda Espinoza	1997
10.	686	Jaime Rasmussen	2000

FIELDING RECORDS**FIELDING PCT. (MIN. 100 CHANCES)**

TOT.	PLAYER	YEAR	
1.	1.000	Elizabeth Eisterhold (429-46-0)	2009
	1.000	Austin West (115-7-0)	2014
3.	.995	McKenzie Kilpatrick (165-19-1)	2014
4.	.994	Jade Rhodes (526-13-3)	2016



.994	Sara Dean (475-50-3)	2004
.994	Elizabeth Eisterhold (305-32-2)	2011
.994	Heather Garrison (150-7-1)	2006
8. .993	Deni Zeigler (377-40-3)	2002
.993	Michelle Martin (227-41-2)	1999
10. .992	Elizabeth Eisterhold (346-36-3)	2010

STOLEN BASE AGAINST PCT. (MIN. 15 ATT.)

TOT.	PLAYER	YEAR
1. .300	Beth DiPietro (6-20)	2005
2. .412	Lauren Schmalz (7-17)	2011
3. .500	Beth DiPietro (12-24)	2006
4. .526	Elizabeth Eisterhold (20-38)	2012
5. .563	Renee Sease (9-16)	1997
6. .581	Kristen Keyes (18-31)	2002
7. .583	Kendall Veach (14-24)	2019
8. .593	Sara Dean (32-54)	2004
.593	Tatiana Fernandez (35-59)	2006
10. .596	Sara Dean (28-47)	2005

CHANCES

TOT.	PLAYER	YEAR
1. 542	Jade Rhodes	2016
2. 540	Kendall Veach	2017
3. 535	Tatiana Fernandez	2008
4. 528	Sara Dean	2004
5. 519	Sara Dean	2005
6. 483	Tatiana Fernandez	2006
7. 475	Elizabeth Eisterhold	2009
8. 448	Jade Rhodes	2015
9. 425	Justus Perry	2019
10. 421	Deni Zeigler	2003

PUTOUTS

TOT.	PLAYER	YEAR
1. 526	Jade Rhodes	2016
2. 510	Kendall Veach	2017
3. 496	Tatiana Fernandez	2008
4. 475	Sara Dean	2004
5. 456	Sara Dean	2005
6. 429	Elizabeth Eisterhold	2009
7. 428	Jade Rhodes	2015
428	Tatiana Fernandez	2006
9. 410	Justus Perry	2019
10. 392	Jorja Bell	2007

ASSISTS

TOT.	PLAYER	YEAR
1. 148	Haley Fagan	2017
2. 143	Whitney Jordan	2016
3. 140	Kasey Cooper	2016
4. 138	Kimball Pratt	2001
5. 137	Jodie Van Ooyen	2000
6. 127	Emily Carosone	2016
7. 125	Kasey Cooper	2017
8. 124	Casey McCrackin	2018
9. 123	Haley Fagan	2015
10. 122	Kelsey Bogaards	2014
122	Amy Dalsing	1997

DOUBLE PLAYS TURNED

TOT.	PLAYER	YEAR
1. 42	Kendall Veach	2017
2. 36	Jade Rhodes	2016
3. 34	Jade Rhodes	2015
4. 28	Emily Carosone	2014
5. 27	Jade Rhodes	2014
6. 23	Justus Perry	2019
7. 21	Casey McCrackin	2019
21	Kelsey Bogaards	2014
21	Haley Fagan	2017
10. 20	Emily Carosone	2016

RUNNERS PICKED OFF

TOT.	PLAYER	YEAR
1. 10	Sara Dean	2005
2. 6	Sara Dean	2004
6	Elizabeth Eisterhold	2010
4. 4	Michelle Martin	2000
5. 3	Deni Zeigler	2003
3	Kris Heneghan	1997
7. 2	Kendall Veach	2019
2	Deni Zeigler	2011
2	Elizabeth Eisterhold	2009
2	Carlee Wallace	2017
2	Tatiana Fernandez	2008
2	Tatiana Fernandez	2006

CAUGHT STEALING BY

TOT.	PLAYER	YEAR
1. 25	Michelle Martin	1999
2. 24	Tatiana Fernandez	2006
3. 23	Deni Zeigler	2002
4. 22	Sara Dean	2004
22	Elizabeth Eisterhold	2009
6. 19	Sara Dean	2005
7. 18	Elizabeth Eisterhold	2012
8. 17	Kris Heneghan	1997
17	Elizabeth Eisterhold	2010
10. 15	Michelle Martin	2000
15	Deni Zeigler	2003

Current student-athletes are listed in **BOLD**.



BATTING RECORDS

BATTING AVERAGE (MIN. 60 AB)

TOT.	PLAYER	YEAR
1. .458	Emily Carosone (33-72)	2015
2. .450	Paige Jones (36-80)	2005
3. .423	Mary Petrie (33-78)	2000
4. .415	Kasey Cooper (27-65)	2015
5. .410	Kasey Cooper (25-61)	2016
6. .389	Morgan Estell (35-90)	2011
7. .386	Emily Carosone (27-70)	2013
8. .384	Tiffany Howard (28-73)	2015
9. .383	Sara Ghezzi (31-81)	2005
.383	Holly Currie (31-81)	2005

SLUGGING PCT. (MIN. 60 AB)

TOT.	PLAYER	YEAR
1. .902	Kasey Cooper (61 AB)	2016
2. .845	Brannndi Melero (71 AB)	2014
3. .840	Holly Currie (81 AB)	2005
4. .833	Emily Carosone (72 AB)	2015
5. .767	Jade Rhodes (73 AB)	2005
6. .738	Paige Jones (80 AB)	2005
7. .723	Kasey Cooper (65 AB)	2015
8. .718	Mary Petrie (78 AB)	2000
9. .714	Mary Petrie (84 AB)	2001
10. .696	Jade Rhodes (69 AB)	2016

ON BASE PCT. (MIN. 60 AB)

TOT.	PLAYER	YEAR
1. .582	Emily Carosone (72 AB)	2015
2. .576	Emily Carosone (61 AB)	2014
3. .575	Kasey Cooper (61 AB)	2016
4. .541	Kasey Cooper (65 AB)	2015
5. .526	Tiffany Howard (73 AB)	2015
6. .506	Paige Jones (80 AB)	2005
7. .505	Mary Petrie (78 AB)	2000
8. .484	Kasey Cooper (72 AB)	2014
9. .477	Kristina McCain (87 AB)	2006
.477	Emily Carosone (67 AB)	2016

STOLEN BASE PCT. (MIN. 5 ATT.)

TOT.	PLAYER	YEAR
1. 1.000	Marcella Passarelli (7-7)	1999
1.000	Kristina McCain (5-5)	2004
1.000	Caitlin Stangl (5-5)	2011
1.000	Kristina McCain (6-6)	2005
5. .917	Shannon Anderson (11-12)	2002
6. .882	Shannon Anderson (15-17)	2004
7. .875	Chris Steiner (7-8)	1997
.875	Amber Harrison (7-8)	2009
.875	Chris Steiner (7-8)	1999
10. .857	Lauren Walton (6-7)	2004

AT BATS

TOT.	PLAYER	YEAR
1. 105	Kim Blair	1997
2. 101	Ashley Moore	2001
3. 97	Michelle Martin	2001
4. 96	Tatiana Fernandez	2006
5. 94	Ashley Griffin	2003
94	Kyndall White	2009
7. 93	Ashley Griffin	2005
93	Kristina McCain	2005
93	Shannon Anderson	2004
10. 92	Michelle Martin	1999
92	Chris Steiner	1999
92	Kim Blair	1998
92	Lauren Guzman	2011

RUNS SCORED

TOT.	PLAYER	YEAR
1. 30	Emily Carosone	2015
2. 26	Ashley Moore	2001
3. 24	Tiffany Howard	2015
24	Kristina McCain	2005
5. 23	Ashley Griffin	2005
6. 22	Emily Carosone	2016
22	Kasey Cooper	2016
22	Kasey Cooper	2014
22	Marcella Passarelli	1999
10. 21	Emily Carosone	2014
21	Jade Rhodes	2015

HITS

TOT.	PLAYER	YEAR
1. 38	Ashley Moore	2001
2. 36	Paige Jones	2005
3. 35	Michelle Martin	2001
35	Morgan Estell	2011
5. 33	Mary Petrie	2000
33	Sara Dean	2005
33	Emily Carosone	2015
8. 32	Lauren Guzman	2012
9. 31	Sara Ghezzi	2005
31	Kristina McCain	2005
31	Kim Blair	1997
31	Holly Currie	2005

DOUBLES

TOT.	PLAYER	YEAR
1. 9	Emily Carosone	2015
9	Morgan Estell	2011
3. 8	Ashley Griffin	2003
8	Kasey Angulo	2003
8	Amber Harrison	2011
8	Deni Zeigler	2002
8	Ashley Arcuri	2007
8	Kasey Angulo	2002
8	Sara Ghezzi	2005
8	Sara Dean	2003

TRIPLES

TOT.	PLAYER	YEAR
1. 4	Sara Dean	2005
2. 3	Kendall Veach	2017
3	Lauren Guzman	2012
3	Lolani Alvarez	2005
5. 2	Tiffany Howard	2015
2	Carlee Wallace	2017
2	Holly Currie	2006
2	Lauren Guzman	2011
2	Brittany Scott	2007
2	Chris Steiner	1999

HOME RUNS

TOT.	PLAYER	YEAR
1. 10	Holly Currie	2005
10	Brannndi Melero	2014
3. 9	Kendall Veach	2019
9	Kasey Cooper	2016
9	Jade Rhodes	2015
6. 8	Jade Rhodes	2016
8	Mary Petrie	2001
8. 7	Paige Jones	2005
7	Elizabeth Eisterhold	2010
7	Kyndall White	2010

RUNS BATTED IN

TOT.	PLAYER	YEAR
1. 33	Brannndi Melero	2014
2. 32	Holly Currie	2005

3. 28	Emily Carosone	2015
4. 26	Kasey Cooper	2016
5. 24	Mary Petrie	2000
24	Mary Petrie	1998
24	Jade Rhodes	2016
8. 22	Brannndi Melero	2015
9. 21	Kasey Cooper	2014
21	Sara Dean	2002
21	Jade Rhodes	2015
21	Mary Petrie	2001

MULTI-HIT GAMES

TOT.	PLAYER	YEAR
1. 12	Michelle Martin	2001
12	Ashley Moore	2001
3. 11	Paige Jones	2005
4. 10	Mary Petrie	2000
10	Jen Kraemer	2001
6. 9	Kim Blair	1997
9	Mary Petrie	1998
9	Kristina McCain	2005
9	Kristina McCain	2006
9	Kasey Cooper	2015
9	Emily Carosone	2015

MULTI-RBI GAMES

TOT.	PLAYER	YEAR
1. 9	Holly Currie	2005
9	Brannndi Melero	2014
3. 8	Mary Petrie	1998
4. 7	Deni Zeigler	2001
7	Brannndi Melero	2015
7	Emily Carosone	2015
7	Kasey Cooper	2106
8. 6	Tatiana Fernandez	2008
6	Brooke Lathan	2013
6	Jade Rhodes	2015
6	Jade Rhodes	2016
6	Kendall Veach	2017
6	Kendall Veach	2019

TOTAL BASES

TOT.	PLAYER	YEAR
1. 68	Holly Currie	2005
2. 64	Ashley Moore	2001
3. 60	Brannndi Melero	2014
60	Emily Carosone	2015
60	Mary Petrie	2001
6. 59	Paige Jones	2005
7. 58	Michelle Martin	2001
8. 57	Sara Dean	2005
9. 56	Mary Petrie	2000
56	Jade Rhodes	2015
56	Morgan Estell	2011

WALKS

TOT.	PLAYER	YEAR
1. 26	Kasey Cooper	2017
2. 25	Kasey Cooper	2016
3. 23	Ashley Moore	2002
4. 21	Kristina McCain	2006
5. 18	Tiffany Howard	2015
18	Mary Petrie	2001
7. 17	Kasey Cooper	2014
17	Carlee Wallace	2016
17	Tatiana Fernandez	2008
10. 16	Emily Carosone	2015
16	Kasey Cooper	2015
16	Morgan Estell	2014

**INTENTIONAL WALKS**

TOT.	PLAYER	YEAR
1. 7	Ashley Moore	2002
2. 6	Tatiana Fernandez	2008
6	Kendall Veach	2019
4. 5	Mary Petrie	2001
5. 4	Mary Petrie	1999
4	Sara Dean	2004
4	Holly Currie	2007
8. 3	Sara Dean	2002
9. 2	Kasey Cooper	2017
2	Kasey Angulo	2003
2	Morgan Estell	2011
2	Holly Currie	2006
2	Branndi Melero	2014
2	Morgan Estell	2013
2	Ashley Camp	1997

HIT BY PITCH

TOT.	PLAYER	YEAR
1. 18	Emily Carosone	2014
2. 13	Baylee Stephens	2012
3. 11	Myesha Finney	2009
4. 9	Emily Carosone	2016
5. 8	Myesha Finney	2007
8	Myesha Finney	2008
8	Sarah Orozco	1999
8	Ashley Moore	2001
8	Emily Carosone	2015
10. 7	Katie Colton	2010

SACRIFICE FLIES

TOT.	PLAYER	YEAR
1. 3	Myesha Finney	2007
3	Morgan Estell	2011
3	Michelle Martin	1999
3	Morgan Estell	2015
5. 2 (17x)	last, Casey McCrackin	2019

SACRIFICE HITS

TOT.	PLAYER	YEAR
1. 12	Amy Bellanca	1997
12	Chris Steiner	1997
3. 10	Krista Clyde	2010
10	Ashley Griffin	2006
10	Shannon Anderson	2003
6. 8	Chris Steiner	1998
8	Brooke Lathan	2012
8	Jennifer Hammock	2001
9. 7	Ashley Griffin	2005
7	Amy Dalsing	1997

STOLEN BASES

TOT.	PLAYER	YEAR
1. 15	Shannon Anderson (15-17)	2004
2. 11	Shannon Anderson (11-12)	2002
3. 7	Amber Harrison (7-8)	2009
7	Chris Steiner (7-8)	1997
7	Marcella Passarelli (7-7)	1999
7	Chris Steiner (7-8)	1999
7	Kim Blair (7-10)	1998
8. 6	Lauren Walton (6-7)	2004
6	Victoria Draper (6-9)	2018
6	Kristina McCain (6-6)	2005

STOLEN BASE ATTEMPTS

TOT.	PLAYER	YEAR
1. 17	Shannon Anderson (15-17)	2004
2. 12	Shannon Anderson (11-12)	2002
3. 10	Kim Blair (7-10)	1998
4. 9	Victoria Draper (6-9)	2018

9	Kim Freeland (5-9)	2003
6. 8	Amber Harrison (7-8)	2009
8	Chris Steiner (7-8)	1997
8	Chris Steiner (7-8)	1999
9. 7	Marcella Passarelli (7-7)	1999
7	Morgan Estell (4-7)	2013
7	Shannon Anderson (5-7)	2003
7	Lauren Walton (6-7)	2004
7	Lauren Walton (4-7)	2007

PITCHING RECORDS**ERA (MIN. 60 IP)**

TOT.	PLAYER	YEAR
1. 1.58	Kristen Keyes (119.1 IP)	2004
2. 1.60	Kaylee Carlson (109.1 IP)	2017
3. 1.86	Nicole Groves (86.2 IP)	1999
1.86	Kaylee Carlson (86.1 IP)	2018
5. 1.88	Angel Bunner (74.2 IP)	2011
6. 1.89	Anna Thompson (92.2 IP)	2007
7. 2.18	Holly Currie (96.1 IP)	2005
8. 2.22	Jenee Loree (66.1 IP)	2012
9. 2.24	Kristen Keyes (103.0 IP)	2002
10. 2.28	Beth DiPietro (64.1 IP)	2006

OPP. BATTING AVG. (MIN. 60 IP)

TOT.	PLAYER	YEAR
1. .153	Kristen Keyes (119.1 IP)	2004
2. .178	Anna Thompson (92.2 IP)	2007
3. .189	Jenee Loree (66.1 IP)	2012
4. .194	Anna Thompson (68.0 IP)	2010
5. .205	Holly Currie (96.1 IP)	2005
6. .210	Anna Thompson (85.2 IP)	2009
.210	Anna Thompson (62.2 IP)	2008
8. .211	Kristen Keyes (103.0 IP)	2002
9. .219	Holly Currie (112.1 IP)	2006
.219	Kristen Keyes (97.1 IP)	2003
.219	Angel Bunner (74.2 IP)	2011

WALKS/7 INN. (MIN. 60 IP)

TOT.	PLAYER	YEAR
1. 1.36	Brenda Espinoza (87.2 IP)	1997
2. 1.49	Angel Bunner (65.2 IP)	2012
3. 1.52	Jaime Rasmussen (83.0 IP)	2000
4. 1.60	Kaylee Carlson (109.1 IP)	2017
5. 1.62	Kaylee Carlson (86.1 IP)	2018
6. 1.70	Kristen Keyes (119.1 IP)	2004
7. 1.75	Janey Spivey (68.0 IP)	2003
8. 1.86	Nicole Groves (86.2 IP)	1999
9. 1.90	Anna Thompson (62.2 IP)	2008
10. 1.97	Angel Bunner (74.2 IP)	2011

STRIKEOUTS/7 INN. (MIN. 60 IP)

TOT.	PLAYER	YEAR
1. 10.27	Anna Thompson (92.2 IP)	2007
2. 9.94	Anna Thompson (62.2 IP)	2008
3. 9.68	Anna Thompson (68.0 IP)	2010
4. 8.39	Kristen Keyes (119.1 IP)	2004
5. 8.27	Kristen Keyes (97.1 IP)	2003
6. 7.56	Holly Currie (96.1 IP)	2005
7. 7.27	Anna Thompson (85.2 IP)	2009
8. 6.88	Lauren Schmalz (60.0 IP)	2011
9. 6.85	Holly Currie (112.1 IP)	2006
10. 6.73	Kristen Keyes (103.0 IP)	2002

WINS

TOT.	PLAYER	YEAR
1. 14	Kristen Keyes (14-6)	2004
2. 12	Kaylee Carlson (12-3)	2017
12	Holly Currie (12-4)	2005
4. 10	Kristen Keyes (10-7)	2002
5. 9	Beth DiPietro (9-4)	2005

9	Kristen Keyes (9-8)	2003
9	Lexi Davis (9-1)	2015
8. 8	Kaylee Carlson (8-1)	2016
8	Holly Currie (8-9)	2006
10. 7	Angel Bunner (7-5)	2011
7	Lexi Davis (7-7)	2014
7	Anna Thompson (7-9)	2007
7	Jaime Rasmussen (7-3)	2000
7	Brenda Espinoza (7-7)	1997

SAVES

TOT.	PLAYER	YEAR
1. 3	Kristen Keyes	2002
3	Holly Currie	2006
3	Lauren Schmalz	2012
3	Kaylee Carlson	2017
5. 2	Rachael Walters	2015
2	Anna Thompson	2007
2	Mary Petrie	1998
2	Marcy Harper	2013
2	Beth DiPietro	2006
2	Lexi Davis	2014
2	Renee Sease	1997
2	Holly Currie	2005
2	Jennifer Lofton	2000
2	Anna Thompson	2008
2	Beth DiPietro	2005

APPEARANCES

TOT.	PLAYER	YEAR
1. 23	Holly Currie	2006
2. 22	Kristen Keyes	2002
3. 21	Kristen Keyes	2004
4. 20	Holly Currie	2005
20	Kristen Keyes	2003
20	Rachael Walters	2015
7. 19	Anna Thompson	2007
19	Beth DiPietro	2006
19	Lexi Davis	2014
10. 18	Nicole Groves	1999
18	Ashlee Swindle	2019
18	Lauren Schmalz	2012
18	Kaylee Carlson	2017
18	Jaime Rasmussen	2000

GAMES STARTED

TOT.	PLAYER	YEAR
1. 18	Holly Currie	2006
2. 17	Kristen Keyes	2004
3. 16	Holly Currie	2005
4. 15	Kaylee Carlson	2017
15	Lexi Davis	2014
15	Brenda Espinoza	1997
15	Kristen Keyes	2003
15	Denisse Montalvo	1999
9. 14	Jaime Rasmussen	2000
14	Kristen Keyes	2002

COMPLETE GAMES

TOT.	PLAYER	YEAR
1. 15	Kaylee Carlson	2017
2. 13	Kristen Keyes	2004
13	Kristen Keyes	2002
4. 11	Holly Currie	2005
11	Lexi Davis	2014
6. 9	Holly Currie	2006
9	Beth DiPietro	2005
9	Anna Thompson	2009
9. 8	Jenee Loree	2009
8	Nicole Groves	1999
8	Anna Thompson	2007
8	Kaylee Carlson	2018



8 Kristen Keyes 2003

GAMES FINISHED

TOT.	PLAYER	YEAR
1. 14	Renee Sease	1997
2. 13	Mary Petrie	2001
3. 12	Mary Petrie	1998
4. 11	Angel Bunner	2008
5. 9	Ashlee Swindle	2019
6. 8	Angel Bunner	2012
8	Rachael Walters	2015
8. 7	Brittany Day	2006
7	Mary Petrie	2000
7	Lauren Schmalz	2012
7	Beth DiPietro	2004
7	Marcy Harper	2013
7	Brittany Day	2007

SHUTOUTS

TOT.	PLAYER	YEAR
1. 6	Kristen Keyes	2004
2. 5	Holly Currie	2005
3. 3	Kristen Keyes	2003
3	Holly Currie	2006
3	Anna Thompson	2007
3	Kaylee Carlson	2017
3	Brenda Espinoza	1997
3	Kristen Keyes	2002
9. 2	Nicole Groves	1999
2	Denisse Montalvo	1999
2	Angel Bunner	2011
2	Kaylee Carlson	2018
2	Jennifer Lofton	2001
2	Kaylee Carlson	2016
2	Janet Spivey	2003
2	Brittany Day	2008

COMBINED SHUTOUTS

TOT.	PLAYER	YEAR
1. 3	Kaylee Carlson	2016
2. 2	Janet Spivey	2003
2	Rachael Walters	2015
2	Kristen Keyes	2003
2	Lexi Davis	2015
2	Rachael Walters	2016
2	Kristen Keyes	2004
8. 1 (21x)	last, Kaylee Carlson	2017
	Ashlee Swindle	2017

INNINGS PITCHED

TOT.	PLAYER	YEAR
1. 119.1	Kristen Keyes	2004
2. 112.1	Holly Currie	2006
3. 109.1	Kaylee Carlson	2017
4. 103.0	Kristen Keyes	2002
5. 99.1	Lexi Davis	2014
6. 97.1	Kristen Keyes	2003
7. 96.1	Holly Currie	2005
8. 92.2	Anna Thompson	2007
9. 87.2	Brenda Espinoza	1997
10. 86.2	Nicole Groves	1999

HITS ALLOWED (MIN. 70 IP)

TOT.	PLAYER	YEAR
1. 46	Jenee Loree (66.1 IP)	2012
2. 51	Anna Thompson (62.2 IP)	2008
3. 57	Lauren Schmalz (61.0 IP)	2012
4. 59	Anna Thompson (92.2 IP)	2007
5. 61	Angel Bunner (74.2 IP)	2011
6. 63	Kristen Keyes (119.1 IP)	2004
7. 64	Angel Bunner (65.2 IP)	2012
8. 67	Denisse Montalvo (62.1 IP)	1998

9. 68	Anna Thompson (85.2 IP)	2009
68	Janet Spivey (68.0 IP)	2003
68	Lauren Schmalz (60.0 IP)	2011
68	Rachael Walters (62.1 IP)	2015

RUNS ALLOWED (MIN. 70 IP)

TOT.	PLAYER	YEAR
1. 24	Angel Bunner (74.2 IP)	2011
2. 29	Anna Thompson (62.2 IP)	2008
3. 27	Lauren Schmalz (61.0 IP)	2012
27	Kaylee Carlson (86.1 IP)	2018
5. 32	Kristen Keyes (119.1 IP)	2004
32	Denisse Montalvo (62.1 IP)	1998
7. 33	Jenee Loree (66.1 IP)	2012
8. 34	Beth DiPietro (84.2 IP)	2005
9. 35	Denisse Montalvo (73.2 IP)	1997
35	Janet Spivey (68.0 IP)	2003

EARNED RUNS ALLOWED (MIN. 70 IP)

TOT.	PLAYER	YEAR
1. 20	Angel Bunner (74.2 IP)	2011
2. 21	Beth DiPietro (64.1 IP)	2006
21	Jenee Loree (66.1 IP)	2012
4. 22	Lauren Schmalz (61.0 IP)	2012
5. 23	Nicole Groves (86.2 IP)	1999
23	Anna Thompson (62.2 IP)	2008
23	Kaylee Carlson (86.1 IP)	2018
8. 25	Anna Thompson (92.2 IP)	2007
25	Denisse Montalvo (62.1 IP)	1998
25	Kaylee Carlson (109.1 IP)	2017

WALKS ALLOWED (MIN. 70 IP)

TOT.	PLAYER	YEAR
1. 14	Angel Bunner (65.2 IP)	2012
2. 17	Brenda Espinoza (87.2 IP)	1997
17	Janet Spivey (68.0 IP)	2003
17	Anna Thompson (62.2 IP)	2008
5. 19	Lauren Schmalz (61.0 IP)	2012
6. 18	Jaime Rasmussen (83.0 IP)	2000
7. 20	Jaime Rasmussen (63.1 IP)	2001
20	Kaylee Carlson (86.1 IP)	2018
9. 21	Angel Bunner (74.2 IP)	2011
10. 23	Nicole Groves (86.2 IP)	1999

STRIKEOUTS

TOT.	PLAYER	YEAR
1. 143	Kristen Keyes	2004
2. 136	Anna Thompson	2007
3. 115	Kristen Keyes	2003
4. 110	Holly Currie	2006
5. 104	Holly Currie	2005
6. 99	Kristen Keyes	2002
7. 94	Anna Thompson	2010
8. 89	Anna Thompson	2009
89	Anna Thompson	2008
10. 73	Beth DiPietro	2005

STRIKEOUTS LOOKING

TOT.	PLAYER	YEAR
1. 45	Anna Thompson	2007
2. 42	Kristen Keyes	2004
3. 37	Kristen Keyes	2003
4. 28	Anna Thompson	2010
28	Denisse Montalvo	1999
6. 25	Anna Thompson	2009
7. 24	Denisse Montalvo	1997
24	Jenee Loree	2009
9. 23	Beth DiPietro	2005
10. 19	Holly Currie	2005

FEWEST HR ALLOWED (MIN. 70 IP)

TOT.	PLAYER	YEAR
1. 2	Brenda Espinoza (87.2 IP)	1997
2	Jenee Loree (66.1 IP)	2012
3. 3	Nicole Groves (86.2 IP)	1999
3	Jaime Rasmussen (83.0 IP)	2000
3	Denisse Montalvo (62.1 IP)	1998
3	Jennifer Lofton (64.0 IP)	2000
7. 4	Denisse Montalvo (73.2 IP)	1997
8. 5	Kristen Keyes (103.0 IP)	2002
5	Beth DiPietro (84.2 IP)	2005
5	Angel Bunner (74.2 IP)	2011
5	Jennifer Lofton (61.0 IP)	2002

BATTERS FACED

TOT.	PLAYER	YEAR
1. 498	Holly Currie	2006
2. 463	Kristen Keyes	2004
3. 459	Kristen Keyes	2002
4. 448	Kaylee Carlson	2017
5. 443	Lexi Davis	2014
6. 425	Holly Currie	2005
7. 423	Kristen Keyes	2003
8. 392	Anna Thompson	2007
9. 388	Jaime Rasmussen	2000
388	Brenda Espinoza	1997

AT BATS AGAINST

TOT.	PLAYER	YEAR
1. 425	Holly Currie	2006
2. 420	Kaylee Carlson	2017
3. 411	Kristen Keyes	2004
4. 385	Lexi Davis	2014
5. 379	Kristen Keyes	2002
6. 356	Kristen Keyes	2003
7. 355	Brenda Espinoza	1997
8. 354	Jaime Rasmussen	2000
9. 352	Holly Currie	2005
10. 349	Nicole Groves	1999

FIELDING RECORDS**FIELDING PCT. (MIN. 70 CHANCES)**

TOT.	PLAYER	YEAR
1. 1.000	McKenzie Kilpatrick (65-11-0)	2014
1.000	Brooke Lathan (43-28-0)	2013
1.000	Heather Garrison (74-6-0)	2006
1.000	Amber Harrison (70-5-0)	2010
1.000	Morgan Estell (120-6-0)	2013
1.000	Elizabeth Eisterhold (150-16-0)	2009
1.000	Kasey Cooper (22-54-0)	2014
1.000	Emily Carosone (54-32-0)	2015
9. .995	Deni Zeigler (178-12-1)	2002
10. .994	Elizabeth Eisterhold (152-20-1)	2010

STOLEN BASE AGAINST PCT. (MIN. 5 ATT.)

TOT.	PLAYER	YEAR
1. .182	Beth DiPietro (2-11)	2005
2. .429	Carlee Wallace (3-7)	2015
.429	Beth DiPietro (6-14)	2006
4. .444	Lauren Schmalz (4-9)	2011
5. .560	Sara Dean (14-25)	2005
6. .571	Jenee Loree (4-7)	2012
.571	Brittany Day (4-7)	2008
8. .583	Angel Bunner (7-12)	2010
9. .600	Elizabeth Eisterhold (12-20)	2012
.600	Kaylee Carlson (3-5)	2016

CHANCES

TOT.	PLAYER	YEAR
1. 229	Sara Dean	2004



2.	222	Kendall Veach	2017
3.	220	Tatiana Fernandez	2008
4.	215	Sara Dean	2005
5.	214	Deni Zeigler	2003
6.	212	Caitlin Jordan	2012
	212	Mary Petrie	2000
8.	200	Tatiana Fernandez	2006
9.	198	Becky Cleary	1997
	198	Mary Petrie	1999

PUTOUTS

	TOT.	PLAYER	YEAR
1.	209	Kendall Veach	2017
2.	207	Sara Dean	2004
3.	204	Tatiana Fernandez	2008
4.	196	Caitlin Jordan	2012
5.	193	Mary Petrie	1999
	193	Mary Petrie	2000
7.	190	Deni Zeigler	2003
8.	186	Sara Dean	2005
9.	181	Becky Cleary	1997
10.	178	Deni Zeigler	2002

ASSISTS

	TOT.	PLAYER	YEAR
1.	69	Lauren Guzman	2012
2.	67	Amy Dalsing	1997
	67	Jodie Van Ooyen	2000
4.	63	Casey McCrackin	2018
	63	Kyndall White	2011
6.	62	Haley Fagan	2015
7.	61	Lauren Guzman	2010
8.	60	Ashley Camp	1997
	60	Kimball Pratt	2001
10.	58	Jen Kraemer	1999

DOUBLE PLAYS TURNED

	TOT.	PLAYER	YEAR
1.	18	Kendall Veach	2017
2.	16	Jade Rhodes	2016
3.	12	Jade Rhodes	2015
4.	11	Emily Carosone	2014
	11	Caitlin Jordan	2012
6.	9	Haley Fagan	2017
	9	Casey McCrackin	2018
	9	Emily Carosone	2016
9.	8	Justus Perry	2019
	8	Amy Dalsing	1998
	8	Paige Jones	2005
	8	Emily Carosone	2015
	8	Kelsey Bogaards	2014
	8	Kelsey Cartwright	2011
	8	Whitney Jordan	2016
	8	Casey McCrackin	2019
	8	Jade Rhodes	2014

RUNNERS PICKED OFF

	TOT.	PLAYER	YEAR
1.	4	Sara Dean	2004
2.	2	Kendall Veach	2019
	2	Elizabeth Eisterhold	2011
	2	Sara Dean	2005
	2	Deni Zeigler	2003
	2	Elizabeth Eisterhold	2010
7.	1	Michelle Martin	1999
	1	Carlee Wallace	2017
	1	Tatiana Fernandez	2008
	1	Kris Heneghan	1997
	1	McKenzie Kilpatrick	2014
	1	Deni Zeigler	2001
	1	Denisse Montalvo	1999

1	Elizabeth Eisterhold	2012
1	Deni Zeigler	2002
1	Tatiana Fernandez	2006

CAUGHT STEALING BY

	TOT.	PLAYER	YEAR
1.	13	Michelle Martin	1999
	13	Elizabeth Eisterhold	2010
3.	12	Tatiana Fernandez	2006
4.	11	Sara Dean	2005
5.	10	Kris Heneghan	1997
6.	9	Beth DiPietro	2005
7.	8	Deni Zeigler	2003
	8	Michelle Martin	2000
	8	Beth DiPietro	2006
	8	Tatiana Fernandez	2007
	8	Elizabeth Eisterhold	2012

Current student-athletes are listed in **BOLD**.



BATTING RECORDS

BATTING AVERAGE (MIN. 400 AB)

TOT.	PLAYER	YEARS
1. .406	Emily Carosone (285-702)	2013-16
2. .387	Kasey Cooper (280-723)	2014-17
3. .367	Morgan Estell (261-712)	2011-15
4. .366	Mary Petrie (229-625)	1998-01
5. .362	Tiffany Howard (260-719)	2013-16
6. .348	Victoria Draper (165-474)	2014-18
7. .340	Ashley Moore (261-767)	1999-02
8. .340	Brannndi Melero (228-671)	2012-15
9. .332	Alyssa Rivera (176-530)	2017-Pr.
10. .327	Kim Blair (149-456)	1997-99

SLUGGING PCT. (MIN. 400 AB)

TOT.	PLAYER	YEARS
1. .748	Kasey Cooper (723 AB)	2014-17
2. .679	Emily Carosone (702 AB)	2013-16
3. .635	Mary Petrie (625 AB)	1998-01
4. .584	Brannndi Melero (671 AB)	2012-15
5. .580	Ashley Moore (767 AB)	1999-02
6. .575	Jade Rhodes (558 AB)	2013-16
7. .560	Morgan Estell (712 AB)	2011-15
8. .560	Holly Currie (646 AB)	2004-07
9. .556	Haley Fagan (405 AB)	2014-17
10. .553	Kendall Veatch (514 AB)	2016-19

ON BASE PCT. (MIN. 400 AB)

TOT.	PLAYER	YEARS
1. .534	Emily Carosone (702 AB)	2013-16
2. .530	Kasey Cooper (723 AB)	2014-17
3. .490	Morgan Estell (712 AB)	2011-15
4. .446	Mary Petrie (625 AB)	1998-01
5. .441	Carlee Wallace (490 AB)	2015-17
6. .441	Tiffany Howard (719 AB)	2013-16
7. .440	Brannndi Melero (671 AB)	2012-15
8. .440	Kristina McCain (505 AB)	2004-06
9. .423	Victoria Draper (474 AB)	2014-18
10. .422	Ashley Moore (767 AB)	1999-02

STOLEN BASE PCT. (MIN. 30 ATT.)

TOT.	PLAYER	YEARS
1. .880	Shannon Anderson (73-83)	2002-04
2. .875	Victoria Draper (56-64)	2014-18
3. .854	Alyssa Rivera (35-41)	2017-Pr.
4. .846	Marcella Passarelli (33-39)	1998-01
5. .844	Sara Dean (27-32)	2002-05
6. .833	Chris Steiner (35-42)	1997-99
7. .821	Lauren Guzman (32-39)	2009-12
8. .808	Ashley Griffin (42-52)	2003-06
9. .794	Kyndall White (27-34)	2008-11
10. .783	Kim Blair (36-46)	1997-99

GAMES PLAYED

TOT.	PLAYER	YEARS
1. 257	Kasey Cooper	2014-17
2. 251	Emily Carosone	2013-16
3. 250	Morgan Estell	2011-15
4. 249	Tiffany Howard	2013-16
5. 249	Sara Dean	2002-05
6. 247	Ashley Moore	1999-02
7. 242	Sara Ghezzi	2004-07
8. 241	Ashley Griffin	2003-06
9. 236	Deni Zeigler	2000-03
10. 236	Brannndi Melero	2012-15

GAMES STARTED

TOT.	PLAYER	YEARS
1. 256	Kasey Cooper	2014-17
2. 251	Emily Carosone	2013-16

3. 250	Morgan Estell	2011-15
4. 246	Tiffany Howard	2013-16
5. 244	Sara Dean	2002-05
6. 244	Ashley Moore	1999-02
7. 240	Sara Ghezzi	2004-07
8. 240	Ashley Griffin	2003-06
9. 235	Brannndi Melero	2012-15
10. 232	Deni Zeigler	2000-03

AT BATS

TOT.	PLAYER	YEARS
1. 767	Ashley Moore	1999-02
2. 751	Ashley Griffin	2003-06
3. 723	Kasey Cooper	2014-17
4. 719	Tiffany Howard	2013-16
5. 712	Sara Dean	2002-05
6. 712	Morgan Estell	2011-15
7. 702	Emily Carosone	2013-16
8. 677	Kyndall White	2008-11
9. 676	Lauren Guzman	2009-12
10. 671	Brannndi Melero	2012-15

RUNS SCORED

TOT.	PLAYER	YEARS
1. 267	Emily Carosone	2013-16
2. 232	Kasey Cooper	2014-17
3. 231	Morgan Estell	2011-15
4. 223	Tiffany Howard	2013-16
5. 171	Ashley Moore	1999-02
6. 165	Brannndi Melero	2012-15
7. 155	Victoria Draper	2014-18
8. 147	Ashley Griffin	2003-06
9. 129	Kristina McCain	2004-06
10. 124	Jade Rhodes	2013-16

HITS

TOT.	PLAYER	YEARS
1. 285	Emily Carosone	2013-16
2. 280	Kasey Cooper	2014-17
3. 261	Ashley Moore	1999-02
4. 261	Morgan Estell	2011-15
5. 260	Tiffany Howard	2013-16
6. 229	Mary Petrie	1998-01
7. 228	Brannndi Melero	2012-15
8. 226	Sara Dean	2002-05
9. 212	Ashley Griffin	2003-06
10. 205	Holly Currie	2004-07

DOUBLES

TOT.	PLAYER	YEARS
1. 61	Morgan Estell	2011-15
2. 58	Ashley Moore	1999-02
3. 56	Emily Carosone	2013-16
4. 52	Kasey Cooper	2014-17
5. 46	Ashley Griffin	2003-06
6. 43	Sara Dean	2002-05
7. 43	Holly Currie	2004-07
8. 41	Carlee Wallace	2015-17
9. 41	Kyndall White	2008-11
10. 40	Mary Petrie	1998-01
11. 40	Tatiana Fernandez	2006-09

TRIPLES

TOT.	PLAYER	YEARS
1. 11	Tiffany Howard	2013-16
2. 8	Sara Dean	2002-05
3. 6	Kendall Veach	2016-19
4. 6	Carlee Wallace	2015-17
5. 6	Lauren Guzman	2009-12
6. 5	Brannndi Melero	2012-15
7. 5	Kyndall White	2008-11
8. 5	Whitney Jordan	2015-17

9. 5	Ashley Griffin	2003-06
10. 5	Brittany Scott	2005-08
11. 5	Myesha Finney	2006-09

HOME RUNS

TOT.	PLAYER	YEARS
1. 67	Kasey Cooper	2014-17
2. 46	Jade Rhodes	2013-16
3. 44	Emily Carosone	2013-16
4. 42	Mary Petrie	1998-01
5. 40	Ashley Moore	1999-02
6. 40	Brannndi Melero	2012-15
7. 39	Kendall Veach	2016-19
8. 36	Holly Currie	2004-07
9. 34	Elizabeth Eisterhold	2009-12
10. 28	Alyssa Rivera	2017-Pr.
11. 28	Kyndall White	2008-11

RUNS BATTED IN

TOT.	PLAYER	YEARS
1. 270	Kasey Cooper	2014-17
2. 218	Emily Carosone	2013-16
3. 208	Brannndi Melero	2012-15
4. 179	Jade Rhodes	2013-16
5. 160	Mary Petrie	1998-01
6. 151	Holly Currie	2004-07
7. 145	Morgan Estell	2011-15
8. 131	Ashley Moore	1999-02
9. 124	Sara Dean	2002-05
10. 123	Carlee Wallace	2015-17
11. 123	Tatiana Fernandez	2006-09

MULTI-HIT GAMES

TOT.	PLAYER	YEARS
1. 79	Kasey Cooper	2014-17
2. 75	Emily Carosone	2013-16
3. 73	Ashley Moore	1999-02
4. 70	Mary Petrie	1998-01
5. 67	Tiffany Howard	2013-16
6. 67	Morgan Estell	2011-15
7. 65	Brannndi Melero	2012-15
8. 55	Sara Dean	2002-05
9. 53	Holly Currie	2004-07
10. 52	Michelle Martin	1998-01

MULTI-RBI GAMES

TOT.	PLAYER	YEARS
1. 70	Kasey Cooper	2014-17
2. 61	Emily Carosone	2013-16
3. 56	Brannndi Melero	2012-15
4. 50	Jade Rhodes	2013-16
5. 38	Mary Petrie	1998-01
6. 35	Carlee Wallace	2015-17
7. 35	Holly Currie	2004-07
8. 33	Morgan Estell	2011-15
9. 33	Tatiana Fernandez	2006-09
10. 33	Ashley Moore	1999-02

LONGEST HIT STREAK

TOT.	PLAYER	DATES
1. 24	Ashley Moore	Feb. 22 to Apr. 4, 2001
2. 20	Haley Fagan	Feb. 16 to Mar. 10, 2017
3. 18	Victoria Draper	Feb. 16 to Mar. 10, 2018
4. 16	Kim Blair	Mar. 1 to Mar. 27, 1998
5. 16	Tiffany Howard	Feb. 8 to Feb. 28, 2015
6. 16	Kasey Cooper	Feb. 21 to Mar. 20, 2015
7. 15	Sara Dean	Feb. 13 to Mar. 14, 2004
8. 15	Michelle Martin	May 8, 1999 to Feb. 22, 2000
9. 14	Sara Dean	Apr. 16 to May 13, 2005
10. 13	Mary Petrie	Apr. 15 to May 1, 2000
11. 13	Mary Petrie	Feb. 22 to Mar. 21, 2001

**LONGEST REACHED BASE STREAK**

TOT.	PLAYER	DATES
1. 52	Tiffany Howard	May 18, 2014 to Apr. 16, 2015
2. 42	Kasey Cooper	May 30, 2015 to Apr. 8, 2016
3. 41	Emily Carosone	Feb. 18 to May 1, 2015
4. 34	Kasey Cooper	Feb. 5 to Mar. 21, 2015
5. 30	Kristina McCain	May 20, 2004 to Mar. 12, 2005
6. 28	Kristina McCain	Mar. 1 to Apr. 26, 2006
28	Holly Currie	Apr. 17, 2005 to Feb. 21, 2006
28	Victoria Draper	May 27, 2017 to Mar. 10, 2018
9. 27	Emily Carosone	Feb. 20 to April 2, 2016
27	Casey McCrackin	Apr. 14, 2018 to Feb. 23, 2019

TOTAL BASES

TOT.	PLAYER	YEARS
1. 541	Kasey Cooper	2014-17
2. 477	Emily Carosone	2013-16
3. 445	Ashley Moore	1999-02
4. 399	Morgan Estell	2011-15
5. 397	Mary Petrie	1998-01
6. 392	Brannndi Melero	2012-15
7. 362	Holly Currie	2004-07
8. 354	Sara Dean	2002-05
9. 337	Ashley Griffin	2003-06
10. 321	Kyndall White	2008-11
321	Jade Rhodes	2013-16

WALKS

TOT.	PLAYER	YEARS
1. 212	Kasey Cooper	2014-17
2. 152	Morgan Estell	2011-15
3. 125	Emily Carosone	2013-16
4. 119	Carlee Wallace	2015-17
5. 102	Brannndi Melero	2012-15
6. 93	Kristina McCain	2004-06
7. 92	Holly Currie	2004-07
8. 91	Kendall Veach	2016-19
91	Tatiana Fernandez	2006-09
10. 89	Mary Petrie	1998-01

INTENTIONAL WALKS

TOT.	PLAYER	YEARS
1. 16	Mary Petrie	1998-01
2. 14	Holly Currie	2004-07
3. 12	Tatiana Fernandez	2006-09
4. 10	Sara Dean	2002-05
9	Ashley Moore	1999-02
9	Kendall Veach	2016-19
9	Morgan Estell	2011-15
8. 7	Kasey Cooper	2014-17
9. 4	Kasey Angulo	2002-03
10. 3	Myesha Finney	2006-09
3	Lauren Guzman	2009-12

HIT BY PITCH

TOT.	PLAYER	YEARS
1. 85	Emily Carosone	2013-16
2. 67	Myesha Finney	2006-09
3. 32	Justus Perry	2017-Pr.
4. 27	Morgan Estell	2011-15
5. 26	Ashley Moore	1999-02
6. 24	Brannndi Melero	2012-15
24	Sarah Orozco	1999-00
8. 23	Baylee Stephens	2010-13
9. 21	Tiffany Howard	2013-16
10. 20	Starr Dorsey	2005-06,08

SACRIFICE FLIES

TOT.	PLAYER	YEARS
1. 15	Emily Carosone	2013-16
2. 9	Sara Dean	2002-05

	TANNON SNOW	2017-Pr.
9	Courtney Shea	2015-18
5. 8	Michelle Martin	1998-01
8	Amber Harrison	2009-12
8	Kasey Cooper	2014-17
8. 7	Kendall Veach	2016-19
7	Morgan Estell	2011-15
7	Brannndi Melero	2012-15
7	Tiffany Howard	2013-16
7	Carlee Wallace	2015-17

SACRIFICE HITS

TOT.	PLAYER	YEARS
1. 38	Chris Steiner	1997-99
2. 34	Ashley Griffin	2003-06
3. 32	Lauren Guzman	2009-12
4. 29	Shannon Anderson	2002-04
5. 28	Amy Dalsing	1997-99
6. 24	Lauren Walton	2004-07
7. 23	Myesha Finney	2006-09
23	Jennifer Hammock	2000-03
9. 22	Kimball Pratt	1998-01
22	Jodie Van Ouyen	2000-03
22	Lindsey Harrelson	2007-10

STOLEN BASES

TOT.	PLAYER	YEARS
1. 73	Shannon Anderson (73-83)	2002-04
2. 56	Victoria Draper (56-64)	2014-18
3. 42	Ashley Griffin (42-52)	2003-06
4. 36	Kim Blair (36-46)	1997-99
5. 35	Alyssa Rivera (35-41)	2017-Pr.
35	Chris Steiner (35-42)	1997-99
7. 34	Lauren Walton (34-47)	2004-07
8. 33	Marcella Passarelli (30-34)	1998-01
9. 32	Lauren Guzman (32-39)	2009-12
10. 31	Ashley Moore (31-47)	1999-02

STOLEN BASE ATTEMPTS

TOT.	PLAYER	YEARS
1. 83	Shannon Anderson (73-83)	2002-04
2. 64	Victoria Draper (56-64)	2014-18
3. 52	Ashley Griffin (42-52)	2003-06
4. 47	Ashley Moore (31-47)	1999-02
47	Lauren Walton (34-47)	2004-07
6. 46	Kim Blair (36-46)	1997-99
7. 42	Kristina McCain (30-42)	2004-06
42	Chris Steiner (35-42)	1997-99
9. 41	Alyssa Rivera (35-41)	2017-Pr.
10. 39	Lauren Guzman (32-39)	2009-12
39	Marcella Passarelli (33-39)	1998-01

PITCHING RECORDS**ERA (MIN. 350 IP)**

TOT.	PLAYER	YEARS
1. 1.60	Makayla Martin (485.1 IP)	2016-19
2. 1.61	Kaylee Carlson (520.2 IP)	2016-18
3. 1.77	Kristen Keyes (637.0 IP)	2002-04
4. 1.87	Anna Thompson (713.0 IP)	2007-10
5. 1.96	Beth DiPietro (418.0 IP)	2004-06
6. 2.01	Holly Currie (644.0 IP)	2004-07
7. 2.24	Angel Bunner (459.0 IP)	2008-12
8. 2.31	Lauren Schmalz (351.1 IP)	2008-12
9. 2.32	Jenee Loree (480.2 IP)	2009-12
10. 2.48	Jennifer Lofton (420.2 IP)	2000-02

OPP. BATTING AVG. (MIN. 350 IP)

TOT.	PLAYER	YEARS
1. .172	Anna Thompson (713.0 IP)	2007-10
2. .181	Kristen Keyes (637.0 IP)	2002-04
3. .191	Holly Currie (644.0 IP)	2004-07

4. .211	Jenee Loree (480.2 IP)	2009-12
5. .215	Kaylee Carlson (520.2 IP)	2016-18
6. .219	Makayla Martin (485.1 IP)	2016-19
7. .226	Angel Bunner (459.0 IP)	2008-12
8. .227	Beth DiPietro (418.0 IP)	2004-06
9. .233	Marcy Harper (469.0 IP)	2013-16
10. .236	Lauren Schmalz (351.1 IP)	2008-12

WALKS/7 INN. (MIN. 350 IP)

TOT.	PLAYER	YEARS
1. 1.59	Angel Bunner (459.0 IP)	2008-12
2. 1.64	Kaylee Carlson (520.2 IP)	2016-18
3. 1.98	Makayla Martin (485.1 IP)	2016-19
4. 2.11	Lauren Schmalz (351.1 IP)	2008-12
5. 2.13	Jaime Rasmussen (371.2 IP)	1999-01
6. 2.35	Anna Thompson (713.0 IP)	2007-10
7. 2.48	Kristen Keyes (637.0 IP)	2002-04
8. 2.55	Jennifer Lofton (420.2 IP)	2000-02
9. 2.75	Jenee Loree (480.2 IP)	2009-12
10. 2.94	Lexi Davis (545.2 IP)	2013-16

STRIKEOUTS/7 INN. (MIN. 350 IP)

TOT.	PLAYER	YEARS
1. 10.58	Anna Thompson (713.0 IP)	2007-10
2. 8.50	Holly Currie (644.0 IP)	2004-07
3. 7.99	Kristen Keyes (637.0 IP)	2002-04
4. 7.25	Lauren Schmalz (351.1 IP)	2008-12
5. 6.99	Jenee Loree (480.2 IP)	2009-12
6. 5.83	Beth DiPietro (418.0 IP)	2004-06
7. 5.78	Denisse Montalvo (412.2 IP)	1997-99
8. 5.36	Marcy Harper (469.0 IP)	2013-16
9. 5.05	Makayla Martin (485.1 IP)	2016-19
10. 4.99	Jennifer Lofton (420.2 IP)	2000-02

WINS

TOT.	PLAYER	YEARS
1. 67	Kaylee Carlson (67-14)	2016-18
2. 63	Lexi Davis (63-25)	2013-16
3. 61	Makayla Martin (61-19)	2016-19
4. 60	Holly Currie (60-39)	2004-07
60	Kristen Keyes (60-40)	2002-04
6. 59	Anna Thompson (59-54)	2007-10
7. 52	Marcy Harper (52-22)	2013-16
8. 45	Beth DiPietro (45-17)	2004-06
9. 43	Angel Bunner (43-21)	2008-12
10. 36	Jenee Loree (36-30)	2009-12

SAVES

TOT.	PLAYER	YEARS
1. 13	Anna Thompson	2007-10
2. 11	Holly Currie	2004-07
11	Kristen Keyes	2002-04
4. 8	Kaylee Carlson	2016-18
8	Beth DiPietro	2004-06
8	Lauren Schmalz	2008-12
7. 7	Marcy Harper	1998-01
8. 6	Jennifer Lofton	2000-02
6	Angel Bunner	2008-12
6	Rachael Walters	2015-16

APPEARANCES

TOT.	PLAYER	YEARS
1. 151	Anna Thompson	2007-10
2. 143	Holly Currie	2004-07
3. 134	Lexi Davis	2013-16
4. 125	Kristen Keyes	2002-04
5. 118	Angel Bunner	2008-12
6. 117	Jenee Loree	2009-12
117	Marcy Harper	2013-16
8. 110	Makayla Martin	2016-19
9. 106	Kaylee Carlson	2016-18
10. 100	Beth DiPietro	2004-06

**GAMES STARTED**

TOT.	PLAYER	YEARS
1. 105	Holly Currie	2004-07
2. 94	Anna Thompson	2007-10
3. 90	Lexi Davis	2013-16
4. 88	Kristen Keyes	2002-04
5. 85	Kaylee Carlson	2016-18
6. 83	Marcy Harper	2013-16
83	Jenee Loree	2009-12
8. 80	Makayla Martin	2016-19
9. 65	Denisse Montalvo	1997-99
10. 63	Beth DiPietro	2004-06

COMPLETE GAMES

TOT.	PLAYER	YEARS
1. 64	Kristen Keyes	2002-04
2. 54	Anna Thompson	2007-10
3. 50	Holly Currie	2004-07
4. 44	Kaylee Carlson	2016-18
5. 37	Lexi Davis	2013-16
6. 35	Beth DiPietro	2004-06
7. 32	Jenee Loree	2009-12
32	Makayla Martin	2016-19
9. 30	Marcy Harper	2013-16
10. 29	Denisse Montalvo	1997-99

GAMES FINISHED

TOT.	PLAYER	YEARS
1. 53	Mary Petrie	1998-01
2. 50	Angel Bunner	2008-12
3. 49	Anna Thompson	2007-10
4. 41	Ashlee Swindle	2017-20
5. 40	Rachael Walters	2015-16
6. 35	Lexi Davis	2013-16
35	Holly Currie	2004-07
8. 34	Kristen Keyes	2002-04
9. 32	Beth DiPietro	2004-06
10. 31	Jennifer Lofton	2000-02
31	Jaime Rasmussen	1999-01

SHUTOUTS

TOT.	PLAYER	YEARS
1. 13	Kristen Keyes	2004
1. 23	Kristen Keyes	2002-04
23	Holly Currie	2004-07
3. 18	Anna Thompson	2007-10
4. 16	Makayla Martin	2016-19
5. 14	Kaylee Carlson	2016-18
6. 13	Beth DiPietro	2004-06
7. 11	Jenee Loree	2009-12
11	Lexi Davis	2013-16
9. 10	Angel Bunner	2008-12
10. 7	Jaime Rasmussen	1999-01
7	Jennifer Lofton	2000-02
7	Lauren Schmalz	2008-12

COMBINED SHUTOUTS

TOT.	PLAYER	YEARS
1. 19	Kaylee Carlson	2016-18
2. 17	Makayla Martin	2016-19
17	Ashlee Swindle	2017-20
4. 14	Anna Thompson	2007-10
5. 13	Marcy Harper	2013-16
6. 11	Kristen Keyes	2002-04
11	Rachael Walters	2015-16
11	Lexi Davis	2013-16
9. 8	Chardonnay Harris	2018-19
8	Holly Currie	2004-07
8	Kara Bilodeau	2018

CONSECUTIVE SCORELESS INNINGS

TOT.	PLAYER	DATES
1. 41.1	Kristen Keyes	Feb. 20 to Mar. 21, 2004
2. 38.2	Makayla Martin	May 26, 2017 to Feb. 22, 2018
3. 28.0	Kaylee Carlson	Feb. 19 to Mar. 10, 2017
4. 26.1	Kristen Keyes	May 13 to May 20, 2004
5. 25.2	Holly Currie	Feb. 17 to Feb. 28, 2006
6. 25.0	Anna Thompson	Feb. 14 to Feb. 27, 2009
7. 24.2	Jenee Loree	Mar. 4 to Mar. 18, 2012
8. 24.0	Makayla Martin	Feb. 16 to Feb. 26, 2017
24.0	Lexi Davis	Feb. 14 to Feb. 26, 2014
10. 23.2	Kaylee Carlson	Apr. 29 to May 13, 2017

INNINGS PITCHED

TOT.	PLAYER	YEARS
1. 713.0	Anna Thompson	2007-10
2. 644.0	Holly Currie	2004-07
3. 637.0	Kristen Keyes	2002-04
4. 545.2	Lexi Davis	2013-16
5. 520.2	Kaylee Carlson	2016-18
6. 485.1	Makayla Martin	2016-19
7. 480.2	Jenee Loree	2009-12
8. 469.0	Marcy Harper	2013-16
9. 459.0	Angel Bunner	2008-12
10. 420.2	Jennifer Lofton	2000-02

HITS ALLOWED (MIN. 350 IP)

TOT.	PLAYER	YEARS
1. 314	Lauren Schmalz (351.1 IP)	2008-12
2. 350	Beth DiPietro (418.0 IP)	2004-06
3. 375	Jenee Loree (480.2 IP)	2009-12
4. 390	Makayla Martin (485.1 IP)	2016-19
390	Denisse Montalvo (412.2 IP)	1997-99
6. 391	Angel Bunner (459.0 IP)	2008-12
7. 406	Kristen Keyes (637.0 IP)	2002-04
8. 410	Jennifer Lofton (418.0 IP)	2000-02
9. 412	Marcy Harper (469.0 IP)	2013-16
10. 418	Kaylee Carlson (520.2 IP)	2016-18

RUNS ALLOWED (MIN. 350 IP)

TOT.	PLAYER	YEARS
1. 145	Makayla Martin (485.1 IP)	2016-19
2. 156	Kaylee Carlson (520.2 IP)	2016-18
3. 158	Lauren Schmalz (351.1 IP)	2008-12
4. 164	Jennifer Lofton (418.0 IP)	2000-02
5. 188	Angel Bunner (459.0 IP)	2008-12
6. 202	Kristen Keyes (637.0 IP)	2002-04
7. 208	Jennifer Lofton (418.0 IP)	2000-02
208	Jennifer Lofton (418.0 IP)	2000-02
9. 217	Jenee Loree (480.2 IP)	2009-12
10. 222	Jaime Rasmussen (371.2 IP)	1999-01

EARNED RUNS ALLOWED (MIN. 350 IP)

TOT.	PLAYER	YEARS
1. 111	Makayla Martin (485.1 IP)	2016-19
2. 116	Lauren Schmalz (351.1 IP)	2008-12
3. 117	Jennifer Lofton (418.0 IP)	2000-02
4. 120	Kaylee Carlson (520.2 IP)	2016-18
5. 147	Angel Bunner (459.0 IP)	2008-12
6. 148	Jaime Rasmussen (371.2 IP)	1999-01
7. 149	Jennifer Lofton (418.0 IP)	2000-02
8. 153	Jennifer Lofton (418.0 IP)	2000-02
9. 159	Jenee Loree (480.2 IP)	2009-12
10. 161	Kristen Keyes (637.0 IP)	2002-04

WALKS ALLOWED (MIN. 350 IP)

TOT.	PLAYER	YEARS
1. 104	Angel Bunner (459.0 IP)	2008-12
2. 106	Lauren Schmalz (351.1 IP)	2008-12
3. 113	Jaime Rasmussen (371.2 IP)	1999-01
4. 122	Kaylee Carlson (520.2 IP)	2016-18
5. 137	Makayla Martin (485.1 IP)	2016-19

6. 153	Jennifer Lofton (418.0 IP)	2000-02
7. 178	Jennifer Lofton (418.0 IP)	2000-02
8. 180	Jennifer Lofton (418.0 IP)	2000-02
9. 189	Jenee Loree (480.2 IP)	2009-12
10. 218	Marcy Harper (469.0 IP)	2013-16

STRIKEOUTS

TOT.	PLAYER	YEARS
1. 1078	Anna Thompson	2007-10
2. 782	Holly Currie	2004-07
3. 727	Kristen Keyes	2002-04
4. 480	Jenee Loree	2009-12
5. 364	Lauren Schmalz	2008-12
6. 359	Marcy Harper	2013-16
7. 350	Makayla Martin	2016-19
8. 348	Beth DiPietro	2004-06
9. 347	Lexi Davis	2013-16
10. 341	Denisse Montalvo	1997-99

STRIKEOUTS LOOKING

TOT.	PLAYER	YEARS
1. 265	Anna Thompson	2007-10
2. 184	Kristen Keyes	2002-04
3. 153	Holly Currie	2004-07
4. 131	Denisse Montalvo	1997-99
5. 110	Jenee Loree	2009-12
6. 106	Angel Bunner	2008-12
7. 98	Marcy Harper	2013-16
8. 94	Lauren Schmalz	2008-12
9. 80	Jennifer Lofton	2000-02
80	Beth DiPietro	2004-06

FEWEST HR ALLOWED (MIN. 350 IP)

TOT.	PLAYER	YEARS
1. 14	Makayla Martin (485.1 IP)	2016-19
2. 19	Jaime Rasmussen (371.2 IP)	1999-01
3. 22	Jennifer Lofton (418.0 IP)	2000-02
4. 26	Jennifer Lofton (418.0 IP)	2000-02
5. 27	Jennifer Lofton (418.0 IP)	2000-02
6. 33	Kaylee Carlson (520.2 IP)	2016-18
33	Angel Bunner (459.0 IP)	2008-12
8. 34	Jenee Loree (480.2 IP)	2009-12
9. 36	Kristen Keyes (637.0 IP)	2002-04
10. 39	Holly Currie (644.0 IP)	2004-07

BATTERS FACED

TOT.	PLAYER	YEARS
1. 2895	Anna Thompson	2007-10
2. 2752	Holly Currie	2004-07
3. 2608	Kristen Keyes	2002-04
4. 2425	Lexi Davis	2013-16
5. 2110	Kaylee Carlson	2016-18
6. 2086	Jenee Loree	2009-12
7. 2072	Marcy Harper	2013-16
8. 1980	Makayla Martin	2016-19
9. 1930	Angel Bunner	2008-12
10. 1864	Jennifer Lofton	2000-02

AT BATS AGAINST

TOT.	PLAYER	YEARS
1. 2543	Anna Thompson	2007-10
2. 2314	Holly Currie	2004-07
3. 2239	Kristen Keyes	2002-04
4. 2112	Lexi Davis	2013-16
5. 1947	Kaylee Carlson	2016-18
6. 1780	Makayla Martin	2016-19
7. 1775	Jenee Loree	2009-12
8. 1765	Marcy Harper	2013-16
9. 1731	Angel Bunner	2008-12
10. 1614	Jennifer Lofton	2000-02



FIELDING RECORDS

FIELDING PCT. (MIN. 400 CHANCES)

TOT.	PLAYER	YEAR
1. .994	Elizabeth Eisterhold (1414-152-9)	2009-12
2. .991	Jade Rhodes (1305-44-12)	2013-16
3. .990	Courtney Shea (510-58-6)	2015-18
4. .989	Sara Dean (978-110-12)	2002-05
.989	Justus Perry (939-27-11)	2017-Pr.
6. .985	Michelle Martin (790-104-14)	1998-01
7. .984	Tatiana Fernandez (1185-143-22)	2006-09
8. .983	Carlee Wallace (519-52-10)	2015-17
9. .983	Kasey Angulo (515-51-10)	2002-03
10. .982	Kendall Veach (1082-148-22)	2016-19

STOLEN BASE AGAINST PCT. (MIN. 30 ATT.)

TOT.	PLAYER	YEARS
1. .434	Beth DiPietro (23-53)	2004-06
2. .563	Lauren Schmalz (27-48)	2008-12
3. .598	Sara Dean (61-102)	2002-05
4. .620	Elizabeth Eisterhold (114-184)	2009-12
5. .633	Makayla Martin (31-49)	2016-19
6. .657	Carlee Wallace (44-67)	2015-17
7. .671	Jenee Loree (49-73)	2009-12
8. .676	Tatiana Fernandez (115-170)	2006-09
9. .679	Kristen Keyes (57-84)	2002-04
10. .681	Anna Thompson (77-113)	2007-10

CHANCES

TOT.	PLAYER	YEAR
1. 1575	Elizabeth Eisterhold	2009-12
2. 1377	Mary Petrie	1998-01
3. 1361	Jade Rhodes	2013-16
4. 1350	Tatiana Fernandez	2006-09
5. 1252	Kendall Veach	2016-19
6. 1191	Deni Zeigler	2000-03
7. 1100	Sara Dean	2002-05
8. 977	Justus Perry	2017-Pr.
9. 908	Michelle Martin	1998-01
10. 866	Emily Carosone	2013-16

PUTOUTS

TOT.	PLAYER	YEAR
1. 1414	Elizabeth Eisterhold	2009-12
2. 1305	Jade Rhodes	2013-16
3. 1211	Mary Petrie	1998-01
4. 1185	Tatiana Fernandez	2006-09
5. 1082	Kendall Veach	2016-19
6. 978	Sara Dean	2002-05
7. 945	Deni Zeigler	2000-03
8. 939	Justus Perry	2017-Pr.
9. 790	Michelle Martin	1998-01
10. 646	Jorja Bell	2006-08

ASSISTS

TOT.	PLAYER	YEAR
1. 485	Kasey Cooper	2014-17
2. 432	Emily Carosone	2013-16
3. 391	Lauren Guzman	2009-12
4. 365	Kimball Pratt	1998-01
5. 337	Kyndall White	2008-11
6. 329	Casey McCrackin	2016-19
329	Ashley Griffin	2003-06
8. 300	Kristina McCain	2004-06
300	Amy Dalsing	1997-99
10. 271	Haley Fagan	2014-17

DOUBLE PLAYS TURNED

TOT.	PLAYER	YEAR
1. 98	Jade Rhodes	2013-16
2. 68	Emily Carosone	2013-16
3. 53	Kendall Veach	2016-19

4. 52	Kasey Cooper	2014-17
5. 50	Casey McCrackin	2016-19
6. 46	Justus Perry	2017-Pr.
7. 37	Lauren Guzman	2009-12
8. 36	Mary Petrie	1998-01
9. 34	Haley Fagan	2014-17
10. 29	Kelsey Bogaards	2013-16

RUNNERS PICKED OFF

TOT.	PLAYER	YEARS
1. 17	Sara Dean	2002-05
2. 11	Elizabeth Eisterhold	2009-12
3. 6	Deni Zeigler	2000-03
6	Michelle Martin	1998-01
5. 4	Kris Heneghan	1997-99
4	Tatiana Fernandez	2006-09
7. 2	Carlee Wallace	2015-17
2	Kendall Veach	2016-19
9. 1	Denisse Montalvo	1997-99
1	Caitlin Schultze	2010-13
1	Ashley Camp	1997-98
1	Aspyn Godwin	2019-Pr.
1	McKenzie Kilpatrick	2012-15

CAUGHT STEALING BY

TOT.	PLAYER	YEAR
1. 70	Elizabeth Eisterhold	2009-12
2. 55	Michelle Martin	1998-01
55	Tatiana Fernandez	2006-09
4. 41	Sara Dean	2002-05
5. 40	Deni Zeigler	2000-03
6. 36	Anna Thompson	2007-10
7. 30	Beth DiPietro	2004-06
8. 29	Holly Currie	2004-07
9. 27	Kristen Keyes	2002-04
10. 25	Kris Heneghan	1997-99

Current student-athletes are listed in **BOLD**.



BATTING RECORDS

BATTING AVERAGE (MIN. 250 AB)

TOT.	PLAYER	YEARS
1. .385	Emily Carosone (104-270)	2013-16
2. .370	Kasey Cooper (95-257)	2014-17
3. .341	Mary Petrie (110-323)	1998-01
4. .333	Morgan Estell (98-294)	2011-15
5. .323	Tiffany Howard (94-291)	2013-16
6. .322	Sara Dean (111-345)	2002-05
7. .319	Kristina McCain (81-254)	2004-06
8. .310	Brannndi Melero (91-294)	2012-15
9. .308	Ashley Moore (111-360)	1999-02
10. .304	Sara Ghezzi (96-316)	2004-07

SLUGGING PCT. (MIN. 250 AB)

TOT.	PLAYER	YEARS
1. .693	Kasey Cooper (257 AB)	2014-17
2. .644	Mary Petrie (323 AB)	1998-01
3. .630	Emily Carosone (270 AB)	2013-16
4. .544	Brannndi Melero (294 AB)	2012-15
5. .526	Holly Currie (302 AB)	2004-07
6. .522	Ashley Moore (360 AB)	1999-02
.522	Sara Dean (345 AB)	2002-05
8. .466	Morgan Estell (294 AB)	2011-15
9. .460	Tatiana Fernandez (315 AB)	2006-09
10. .457	Kyndall White (311 AB)	2008-11

ON BASE PCT. (MIN. 250 AB)

TOT.	PLAYER	YEARS
1. .533	Kasey Cooper (257 AB)	2014-17
2. .529	Emily Carosone (270 AB)	2013-16
3. .440	Morgan Estell (294 AB)	2011-15
4. .435	Mary Petrie (323 AB)	1998-01
5. .426	Kristina McCain (254 AB)	2004-06
6. .404	Ashley Moore (360 AB)	1999-02
7. .399	Tiffany Howard (291 AB)	2013-16
8. .392	Brannndi Melero (294 AB)	2012-15
9. .386	Holly Currie (302 AB)	2004-07
10. .377	Tatiana Fernandez (315 AB)	2006-09

STOLEN BASE PCT. (MIN. 10 ATT.)

TOT.	PLAYER	YEARS
11. .900	Alyssa Rivera (9-10)	2017-Pr.
2. .861	Shannon Anderson (31-36)	2002-04
3. .842	Chris Steiner (16-19)	1997-99
4. .800	Marcella Passarelli (8-10)	1998-00
.800	Emily Carosone (8-10)	2013-16
.800	Kasey Cooper (8-10)	2014-17
.800	Sarah Orozco (8-10)	1999-00
8. .786	Kristina McCain (11-14)	2004-06
9. .778	Ashley Griffin (14-18)	2003-06
.778	Amber Harrison (14-18)	2009-12

GAMES PLAYED

TOT.	PLAYER	YEARS
1. 118	Ashley Moore	1999-02
118	Deni Zeigler	2000-03
3. 117	Sara Dean	2002-05
117	Ashley Griffin	2003-06
5. 116	Sara Ghezzi	2004-07
6. 115	Mary Petrie	1998-01
7. 113	Holly Currie	2004-07
8. 112	Lauren Guzman	2009-12
9. 110	Tatiana Fernandez	2006-09
10. 109	Lauren Walton	2004-07

GAMES STARTED

TOT.	PLAYER	YEARS
1. 118	Deni Zeigler	2000-03
118	Ashley Moore	1999-02

3. 117	Ashley Griffin	2003-06
4. 116	Sara Dean	2002-05
116	Sara Ghezzi	2004-07
6. 114	Mary Petrie	1998-01
7. 112	Lauren Guzman	2009-12
8. 110	Tatiana Fernandez	2006-09
9. 108	Holly Currie	2004-07
10. 106	Amber Harrison	2009-12

AT BATS

TOT.	PLAYER	YEARS
1. 366	Ashley Griffin	2003-06
2. 360	Ashley Moore	1999-02
3. 345	Sara Dean	2002-05
4. 338	Lauren Guzman	2009-12
5. 331	Deni Zeigler	2000-03
6. 323	Mary Petrie	1998-01
7. 316	Sara Ghezzi	2004-07
8. 315	Tatiana Fernandez	2006-09
9. 311	Kyndall White	2008-11
10. 307	Michelle Martin	1998-01

RUNS SCORED

TOT.	PLAYER	YEARS
1. 88	Emily Carosone	2013-16
2. 75	Ashley Moore	1999-02
3. 72	Kasey Cooper	2014-17
4. 69	Ashley Griffin	2003-06
5. 67	Tiffany Howard	2013-16
6. 63	Morgan Estell	2011-15
7. 59	Mary Petrie	1998-01
8. 58	Kristina McCain	2004-06
9. 51	Brannndi Melero	2012-15
10. 44	Jade Rhodes	2013-16

HITS

TOT.	PLAYER	YEARS
1. 111	Sara Dean	2002-05
111	Ashley Moore	1999-02
3. 110	Mary Petrie	1998-01
4. 104	Emily Carosone	2013-16
5. 98	Morgan Estell	2011-15
98	Ashley Griffin	2003-06
7. 96	Sara Ghezzi	2004-07
8. 95	Kasey Cooper	2014-17
9. 94	Tiffany Howard	2013-16
10. 91	Brannndi Melero	2012-15

DOUBLES

TOT.	PLAYER	YEARS
1. 25	Sara Dean	2002-05
2. 22	Ashley Griffin	2003-06
3. 21	Ashley Moore	1999-02
21	Mary Petrie	1998-01
21	Emily Carosone	2013-16
6. 20	Sara Ghezzi	2004-07
7. 19	Morgan Estell	2011-15
8. 17	Deni Zeigler	2000-03
17	Martha Phillips	2001-04
17	Tatiana Fernandez	2006-09

TRIPLES

TOT.	PLAYER	YEARS
1. 7	Sara Dean	2002-05
2. 5	Lauren Guzman	2009-12
3. 4	Tiffany Howard	2013-16
4. 3	Kendall Veach	2016-19
3	Ashley Griffin	2003-06
3	Lolani Alvarez	2004-05
3	Brittany Scott	2005-08
3	Holly Currie	2004-07
9. 2	Kyndall White	2008-11

2	Tannon Snow	2017-Pr.
2	Brooke Lathan	2012-13
2	Brannndi Melero	2012-15
2	Carlee Wallace	2015-17
2	Chris Steiner	1997-99
2	Ashley Camp	1997-98

HOME RUNS

TOT.	PLAYER	YEARS
1. 25	Mary Petrie	1998-01
2. 23	Kasey Cooper	2014-17
3. 20	Jade Rhodes	2013-16
4. 18	Brannndi Melero	2012-15
18	Ashley Moore	1999-02
6. 17	Holly Currie	2004-07
7. 16	Elizabeth Eisterhold	2009-12
8. 15	Kyndall White	2008-11
15	Emily Carosone	2013-16
10. 14	Kendall Veach	2016-19

RUNS BATTED IN

TOT.	PLAYER	YEARS
1. 86	Mary Petrie	1998-01
2. 73	Brannndi Melero	2012-15
3. 72	Kasey Cooper	2014-17
4. 62	Holly Currie	2004-07
5. 61	Emily Carosone	2013-16
6. 58	Tatiana Fernandez	2006-09
7. 57	Sara Dean	2002-05
8. 54	Jade Rhodes	2013-16
9. 52	Morgan Estell	2011-15
10. 49	Elizabeth Eisterhold	2009-12

MULTI-HIT GAMES

TOT.	PLAYER	YEARS
1. 32	Mary Petrie	1998-01
2. 31	Kasey Cooper	2014-17
3. 28	Ashley Moore	1999-02
4. 27	Sara Dean	2002-05
5. 25	Ashley Griffin	2003-06
25	Emily Carosone	2013-16
7. 24	Lauren Guzman	2009-12
24	Brannndi Melero	2012-15
24	Tiffany Howard	2013-16
10. 23	Michelle Martin	1998-01
23	Kristina McCain	2004-06

MULTI-RBI GAMES

TOT.	PLAYER	YEARS
1. 22	Mary Petrie	1998-01
2. 20	Brannndi Melero	2012-15
3. 18	Kasey Cooper	2014-17
4. 17	Holly Currie	2004-07
17	Tatiana Fernandez	2006-09
6. 15	Emily Carosone	2013-16
7. 14	Sara Dean	2002-05
14	Jade Rhodes	2013-16
14	Kendall Veach	2016-19
10. 13	Elizabeth Eisterhold	2009-12

LONGEST HIT STREAK

TOT.	PLAYER	DATES
1. 14	Kim Blair	Apr. 27, 1997 to Apr. 3, 1998
2. 12	Sara Dean	Apr. 16 to May 1, 2005
3. 11	Mary Petrie	Apr. 11 to May 1, 1998
11	Ashley Moore	Mar. 21 to Apr. 4, 2001
11	Ashley Griffin	Apr. 23, 2005 to Mar. 12, 2006
11	Tiffany Howard	Mar. 26 to Apr. 24, 2016
11	Mary Petrie	April 21 to Mar. 21, 2001
8. 10	Kristina McCain	Mar. 19 to Apr. 3, 2005
10	Sara Ghezzi	Apr. 10 to Apr. 27, 2005
10	Emily Carosone	Mar. 29 to Apr. 18, 2015
10	Alyssa Rivera	Apr. 1 to Apr. 22, 2017

**LONGEST REACHED BASE STREAK**

TOT.	PLAYER	DATES
1. 60	Kasey Cooper	Apr. 19, 2014 to Apr. 1, 2017
2. 35	Emily Carosone	Apr. 6, 2014 to May 1, 2015
3. 27	Kristina McCain	Apr. 23, 2005 to Apr. 22, 2006
4. 24	Morgan Estell	May 1, 2011 to Apr. 20, 2013
5. 21	Tiffany Howard	Mar. 14 to Apr. 26, 2015
6. 19	Tatiana Fernandez	May 6, 2006 to Apr. 1, 2007
7. 18	Sarah Orozco	March 24 to April 28, 2000
8. 17	Branndi Melero	May 3, 2014 to Apr. 11, 2015
9. 16	Mary Petrie	April 7 to Mar. 18, 2001
16	Ashley Moore	Apr. 15, 2001 to Mar. 17, 2002
16	Caitlin Jordan	Apr. 29, 2012 to Apr. 7, 2013

TOTAL BASES

TOT.	PLAYER	YEARS
1. 208	Mary Petrie	1998-01
2. 188	Ashley Moore	1999-02
3. 180	Sara Dean	2002-05
4. 178	Kasey Cooper	2014-17
5. 170	Emily Carosone	2013-16
6. 160	Branndi Melero	2012-15
7. 159	Holly Currie	2004-07
8. 156	Ashley Griffin	2003-06
9. 145	Tatiana Fernandez	2006-09
10. 142	Kyndall White	2008-11

WALKS

TOT.	PLAYER	YEARS
1. 84	Kasey Cooper	2014-17
2. 54	Mary Petrie	1998-01
3. 50	Emily Carosone	2013-16
4. 49	Morgan Estell	2011-15
5. 48	Holly Currie	2004-07
6. 45	Tatiana Fernandez	2006-09
7. 44	Kristina McCain	2004-06
8. 42	Amber Harrison	2009-12
9. 41	Ashley Moore	1999-02
10. 36	Elizabeth Eisterhold	2009-12

INTENTIONAL WALKS

TOT.	PLAYER	YEARS
1. 11	Mary Petrie	1998-01
2. 8	Tatiana Fernandez	2006-09
8	Sara Dean	2002-05
4. 7	Ashley Moore	1999-02
7	Holly Currie	2004-07
7	Kendall Veach	2016-19
7. 6	Morgan Estell	2011-15
8. 4	Kasey Cooper	2014-17
9. 3	Kasey Angulo	2002-03
10. 2	Branndi Melero	2012-15
2	Jade Rhodes	2013-16
2	Ashley Camp	1997-98

HIT BY PITCH

TOT.	PLAYER	YEARS
1. 37	Emily Carosone	2013-16
2. 33	Myesha Finney	2006-09
3. 18	Baylee Stephens	2010-13
4. 17	Ashley Moore	1999-02
5. 14	Sarah Orozco	1999-00
6. 12	Morgan Estell	2011-15
7. 9	Kasey Cooper	2014-17
8. 8	Lauren Guzman	2009-12
8	Jorja Bell	2006-08
8	Jenna Abbott	2014-17

SACRIFICE FLIES

TOT.	PLAYER	YEARS
1. 6	Morgan Estell	2011-15
2. 5	Michelle Martin	1998-01
5	Amber Harrison	2009-12
5	Myesha Finney	2006-09
5. 4	Emily Carosone	2013-16
4	Jenna Abbott	2014-17
4	Sara Dean	2002-05
4	Mary Petrie	1998-01
9. 3	Jennifer Page	1997-98
3	Martha Phillips	2001-04
3	Tiffany Howard	2013-16
3	Branndi Melero	2012-15
3	Lalani Alvarez	2004-05
3	Kasey Cooper	2014-17
3	Casey McCrackin	2016-19

SACRIFICE HITS

TOT.	PLAYER	YEARS
1. 23	Chris Steiner	1997-99
2. 19	Shannon Anderson	2002-04
19	Ashley Griffin	2003-06
4. 14	Amy Dalsing	1997-99
14	Lauren Guzman	2009-12
6. 13	Jennifer Hammock	2000-03
7. 12	Krista Clyde	2008-10
12	Amy Bellanca	1997
9. 11	Myesha Finney	2006-09
11	Jen Kraemer	1999-01

STOLEN BASES

TOT.	PLAYER	YEARS
1. 31	Shannon Anderson (31-36)	2002-04
2. 16	Chris Steiner (16-19)	1997-99
3. 14	Amber Harrison (14-18)	2009-12
14	Ashley Griffin (14-18)	2003-06
14	Lauren Walton (14-21)	2004-07
6. 11	Victoria Draper (11-15)	2014-18
11	Kim Blair (11-15)	1997-99
11	Kristina McCain (11-14)	2004-06
9. 10	Kim Freeland (10-15)	2000-03
10. 9	Alyssa Rivera (9-10)	2017-Pr.
9	Ashley Moore (9-16)	1999-02

STOLEN BASE ATTEMPTS

TOT.	PLAYER	YEARS
1. 36	Shannon Anderson (31-36)	2002-04
2. 21	Lauren Walton (14-21)	2004-07
3. 19	Chris Steiner (16-19)	1997-99
4. 18	Amber Harrison (14-18)	2009-12
18	Ashley Griffin (14-18)	2003-06
6. 16	Ashley Moore (9-16)	1999-02
7. 15	Kim Freeland (10-15)	2000-03
15	Kim Blair (11-15)	1997-99
15	Victoria Draper (11-15)	2014-18
10. 14	Kristina McCain (11-14)	2004-06

PITCHING RECORDS**ERA (MIN. 150 IP)**

TOT.	PLAYER	YEARS
1. 1.93	Kaylee Carlson (253.2 IP)	2016-18
2. 2.12	Kristen Keyes (319.2 IP)	2002-04
3. 2.24	Beth DiPietro (175.1 IP)	2004-06
4. 2.58	Anna Thompson (309.0 IP)	2007-10
5. 2.76	Holly Currie (306.1 IP)	2004-07
6. 2.98	Jenee Loree (232.1 IP)	2009-12
7. 3.08	Denisse Montalvo (216.0 IP)	1997-99
8. 3.09	Angel Bunner (237.2 IP)	2008-12

9. 3.34	Lauren Schmalz (165.1 IP)	2008-12
10. 3.39	Jennifer Lofton (150.2 IP)	2000-02

OPP. BATTING AVG. (MIN. 150 IP)

TOT.	PLAYER	YEARS
1. .193	Kristen Keyes (319.2 IP)	2002-04
2. .197	Anna Thompson (309.0 IP)	2007-10
3. .218	Holly Currie (306.1 IP)	2004-07
4. .224	Kaylee Carlson (253.2 IP)	2016-18
5. .234	Jenee Loree (232.1 IP)	2009-12
6. .255	Angel Bunner (237.2 IP)	2008-12
7. .257	Beth DiPietro (175.1 IP)	2004-06
8. .272	Jennifer Lofton (150.2 IP)	2000-02
.272	Marcy Harper (172.0 IP)	2013-16
10. .273	Lauren Schmalz (165.1 IP)	2008-12

WALKS/7 INN. (MIN. 150 IP)

TOT.	PLAYER	YEARS
1. 1.53	Angel Bunner (237.2 IP)	2008-12
2. 1.88	Kaylee Carlson (253.2 IP)	2016-18
3. 2.01	Jaime Rasmussen (171.0 IP)	1999-01
4. 2.50	Kristen Keyes (319.2 IP)	2002-04
5. 2.58	Lauren Schmalz (165.1 IP)	2008-12
6. 2.74	Jennifer Lofton (150.2 IP)	2000-02
7. 3.01	Anna Thompson (309.0 IP)	2007-10
8. 3.21	Denisse Montalvo (216.0 IP)	1997-99
9. 3.31	Beth DiPietro (175.1 IP)	2004-06
10. 3.34	Jenee Loree (232.1 IP)	2009-12

STRIKEOUTS/7 INN. (MIN. 150 IP)

TOT.	PLAYER	YEARS
1. 9.24	Anna Thompson (309.0 IP)	2007-10
2. 7.82	Kristen Keyes (319.2 IP)	2002-04
3. 6.99	Holly Currie (306.1 IP)	2004-07
4. 6.12	Jenee Loree (232.1 IP)	2009-12
5. 5.67	Lauren Schmalz (165.1 IP)	2008-12
6. 5.61	Denisse Montalvo (216.0 IP)	1997-99
7. 5.07	Beth DiPietro (175.1 IP)	2004-06
8. 4.13	Jennifer Lofton (150.2 IP)	2000-02
9. 4.07	Marcy Harper (172.0 IP)	2013-16
10. 3.95	Angel Bunner (237.2 IP)	2008-12

WINS

TOT.	PLAYER	YEARS
1. 33	Kristen Keyes (33-21)	2002-04
2. 26	Kaylee Carlson (26-10)	2016-18
26	Holly Currie (26-21)	2004-07
4. 19	Lexi Davis (19-15)	2013-16
19	Anna Thompson (19-28)	2007-10
6. 17	Angel Bunner (17-17)	2008-12
17	Beth DiPietro (17-12)	2004-06
8. 14	Makayla Martin (14-9)	2016-19
9. 13	Jenee Loree (13-21)	2009-12
10. 11	Denisse Montalvo (11-17)	1997-99
11	Marcy Harper (11-14)	2013-16

SAVES

TOT.	PLAYER	YEARS
1. 5	Anna Thompson	2007-10
5	Holly Currie	2004-07
5	Beth DiPietro	2004-06
5	Kaylee Carlson	2016-18
5. 4	Lauren Schmalz	2008-12
4	Mary Petrie	1998-01
7. 3	Rachael Walters	2015-16
3	Marcy Harper	2013-16
3	Kristen Keyes	2002-04
10. 2	Lexi Davis	2013-16
2	Jennifer Lofton	2000-02
2	Renee Sease	1997

**APPEARANCES**

TOT.	PLAYER	YEARS	
1.	68	Holly Currie	2004-07
2.	63	Kristen Keyes	2002-04
	63	Anna Thompson	2007-10
4.	61	Angel Bunner	2008-12
5.	57	Lexi Davis	2013-16
6.	54	Jenee Loree	2009-12
7.	48	Lauren Schmalz	2008-12
8.	46	Marcy Harper	2013-16
	46	Kaylee Carlson	2016-18
	46	Beth DiPietro	2004-06

GAMES STARTED

TOT.	PLAYER	YEARS	
1.	51	Holly Currie	2004-07
2.	46	Kristen Keyes	2002-04
3.	43	Anna Thompson	2007-10
4.	38	Jenee Loree	2009-12
	38	Lexi Davis	2013-16
6.	37	Denisse Montalvo	1997-99
7.	36	Kaylee Carlson	2016-18
8.	29	Angel Bunner	2008-12
	29	Marcy Harper	2013-16
10.	28	Jaime Rasmussen	1999-01

COMPLETE GAMES

TOT.	PLAYER	YEARS	
1.	34	Kristen Keyes	2002-04
2.	27	Kaylee Carlson	2016-18
3.	26	Anna Thompson	2007-10
4.	22	Holly Currie	2004-07
5.	18	Denisse Montalvo	1997-99
6.	17	Jenee Loree	2009-12
7.	16	Lexi Davis	2013-16
8.	14	Beth DiPietro	2004-06
9.	11	Jaime Rasmussen	1999-01
	11	Marcy Harper	2013-16

GAMES FINISHED

TOT.	PLAYER	YEARS	
1.	34	Mary Petrie	1998-01
2.	27	Angel Bunner	2008-12
3.	18	Beth DiPietro	2004-06
4.	16	Holly Currie	2004-07
	16	Brittany Day	2005-08
	16	Anna Thompson	2007-10
7.	15	Ashlee Swindle	2017-20
8.	14	Jenee Loree	2009-12
	14	Lauren Schmalz	2008-12
	14	Kristen Keyes	2002-04
	14	Renee Sease	1997
	14	Marcy Harper	2013-16

SHUTOUTS

TOT.	PLAYER	YEARS	
1.	12	Kristen Keyes	2002-04
2.	9	Holly Currie	2004-07
3.	7	Kaylee Carlson	2016-18
4.	4	Anna Thompson	2007-10
5.	3	Jennifer Lofton	2000-02
	3	Brenda Espinoza	1997-98
	3	Angel Bunner	2008-12
	3	Denisse Montalvo	1997-99
9.	2	Janet Spivey	2003
	2	Marcy Harper	2013-16
	2	Nicole Groves	1999
	2	Brittany Day	2005-08
	2	Beth DiPietro	2004-06
	2	Jenee Loree	2009-12

COMBINED SHUTOUTS

TOT.	PLAYER	YEARS	
1.	5	Kristen Keyes	2002-04
2.	4	Rachael Walters	2015-16
	4	Kaylee Carlson	2016-18
4.	3	Lexi Davis	2013-16
5.	2	Beth DiPietro	2004-06
	2	Janet Spivey	2003
	2	Holly Currie	2004-07
	2	Anna Thompson	2007-10
9.	1	Jaime Rasmussen	1999-01
	1	Makayla Martin	2016-19
	1	Ashlee Swindle	2017-20
	1	Lauren Schmalz	2008-12
	1	Jenee Loree	2009-12
	1	Brittany Day	2005-08
	1	Tracy Murdock	2002
	1	Marcy Harper	2013-16
	1	Angel Bunner	2008-12
	1	Brenda Espinoza	1997-98
	1	Jennifer Lofton	2000-02
	1	Mary Petrie	1998-01

CONSECUTIVE SCORELESS INNINGS

TOT.	PLAYER	DATES
1.	28.1	Kristen Keyes Mar. 13 to Mar. 21, 2004
2.	21.1	Holly Currie Apr. 27, 2005 to Mar. 12, 2006
3.	20.2	Kaylee Carlson Mar. 18 to Mar. 30, 2018
4.	20.1	Jenee Loree Apr. 21 to Apr. 29, 2012
5.	19.1	Holly Currie Apr. 17 to Apr. 27, 2005
	19.1	Kaylee Carlson Mar. 14 to Mar. 26, 2016
7.	18.2	Kristen Keyes Apr. 13 to Apr. 27, 2002
8.	18.0	Kristen Keyes Mar. 16 to Mar. 29, 2003
	18.0	Kristen Keyes Apr. 5 to Apr. 13, 2003
	18.0	Beth DiPietro Apr. 17, 2004 to Mar. 19, 2005

INNINGS PITCHED

TOT.	PLAYER	YEARS	
1.	319.2	Kristen Keyes	2002-04
2.	309.0	Anna Thompson	2007-10
3.	306.1	Holly Currie	2004-07
4.	253.2	Kaylee Carlson	2016-18
5.	238.0	Lexi Davis	2013-16
6.	237.2	Angel Bunner	2008-12
7.	232.1	Jenee Loree	2009-12
8.	216.0	Denisse Montalvo	1997-99
9.	175.1	Beth DiPietro	2004-06
10.	172.0	Marcy Harper	2013-16

HITS ALLOWED (MIN. 150 IP)

TOT.	PLAYER	YEARS	
1.	164	Jennifer Lofton (150.2 IP)	2000-02
2.	171	Beth DiPietro (175.1 IP)	2004-06
3.	178	Lauren Schmalz (165.1 IP)	2008-12
4.	182	Marcy Harper (172.0 IP)	2013-16
5.	204	Jenee Loree (232.1 IP)	2009-12
6.	216	Kaylee Carlson (253.2 IP)	2016-17
7.	221	Kristen Keyes (319.2 IP)	2002-04
8.	226	Anna Thompson (309.0 IP)	2007-10
9.	233	Denisse Montalvo (216.0 IP)	1997-99
10.	238	Angel Bunner (237.2 IP)	2008-12

RUNS ALLOWED (MIN. 150 IP)

TOT.	PLAYER	YEARS	
1.	82	Beth DiPietro (175.1 IP)	2004-06
2.	86	Kaylee Carlson (253.2 IP)	2016-17
3.	97	Jennifer Lofton (150.2 IP)	2000-02
4.	107	Lauren Schmalz (165.1 IP)	2008-12
5.	118	Denisse Montalvo (216.0 IP)	1997-99
6.	120	Kristen Keyes (319.2 IP)	2002-04
7.	125	Marcy Harper (172.0 IP)	2013-16
8.	130	Angel Bunner (237.2 IP)	2008-12

9.	137	Jenee Loree (232.1 IP)	2009-12
10.	139	Jaime Rasmussen (171.0 IP)	1999-01

EARNED RUNS ALLOWED (MIN. 150 IP)

TOT.	PLAYER	YEARS	
1.	56	Beth DiPietro (175.1 IP)	2004-06
2.	70	Kaylee Carlson (253.2 IP)	2016-17
3.	73	Jennifer Lofton (150.2 IP)	2000-02
4.	79	Lauren Schmalz (165.1 IP)	2008-12
5.	95	Denisse Montalvo (216.0 IP)	1997-99
	95	Jaime Rasmussen (171.0 IP)	1999-01
7.	97	Kristen Keyes (319.2 IP)	2002-04
8.	99	Jenee Loree (232.1 IP)	2009-12
9.	105	Angel Bunner (237.2 IP)	2008-12
10.	114	Anna Thompson	2007-10

WALKS ALLOWED (MIN. 150 IP)

TOT.	PLAYER	YEARS	
1.	49	Jaime Rasmussen (171.0 IP)	1999-01
2.	52	Angel Bunner (237.2 IP)	2008-12
3.	59	Jennifer Lofton (150.2 IP)	2000-02
4.	61	Lauren Schmalz (165.1 IP)	2008-12
5.	68	Kaylee Carlson (253.2 IP)	2016-17
6.	83	Beth DiPietro (175.1 IP)	2004-06
7.	99	Denisse Montalvo (216.0 IP)	1997-99
8.	102	Marcy Harper (172.0 IP)	2013-16
9.	111	Jenee Loree (232.1 IP)	2009-12
10.	114	Kristen Keyes (319.2 IP)	2002-04

STRIKEOUTS

TOT.	PLAYER	YEARS	
1.	408	Anna Thompson	2007-10
2.	357	Kristen Keyes	2002-04
3.	306	Holly Currie	2004-07
4.	203	Jenee Loree	2009-12
5.	173	Denisse Montalvo	1997-99
6.	134	Angel Bunner	2008-12
	134	Lauren Schmalz	2008-12
8.	129	Kaylee Carlson	2016-18
9.	127	Beth DiPietro	2004-06
10.	123	Lexi Davis	2013-16

STRIKEOUTS LOOKING

TOT.	PLAYER	YEARS	
1.	114	Anna Thompson	2007-10
2.	96	Kristen Keyes	2002-04
3.	63	Denisse Montalvo	1997-99
4.	55	Holly Currie	2004-07
5.	48	Jenee Loree	2009-12
6.	44	Angel Bunner	2008-12
7.	35	Lauren Schmalz	2008-12
8.	34	Beth DiPietro	2004-06
9.	27	Kaylee Carlson	2016-18
10.	26	Marcy Harper	2013-16
	26	Lexi Davis	2013-16

FEWEST HR ALLOWED (MIN. 150 IP)

TOT.	PLAYER	YEARS	
1.	8	Jennifer Lofton (150.2 IP)	2000-02
2.	11	Beth DiPietro (175.1 IP)	2004-06
3.	13	Denisse Montalvo (216.0 IP)	1997-99
4.	15	Jaime Rasmussen (171.0 IP)	1999-01
5.	18	Jenee Loree (232.1 IP)	2009-12
6.	21	Kristen Keyes (319.2 IP)	2002-04
7.	23	Kaylee Carlson (253.2 IP)	2016-17
8.	26	Angel Bunner (237.2 IP)	2008-12
	26	Holly Currie (306.1 IP)	2004-07
10.	27	Lauren Schmalz (165.1 IP)	2008-12

**BATTERS FACED**

TOT.	PLAYER	YEARS
1. 1364	Holly Currie	2004-07
2. 1345	Kristen Keyes	2002-04
3. 1329	Anna Thompson	2007-10
4. 1125	Lexi Davis	2013-16
5. 1050	Kaylee Carlson	2016-18
6. 1048	Jenee Loree	2009-12
7. 1041	Angel Bunner	2008-12
8. 999	Denisse Montalvo	1997-99
9. 833	Jaime Rasmussen	1999-01
10. 807	Marcy Harper	2013-16

AT BATS AGAINST

TOT.	PLAYER	YEARS
1. 1146	Kristen Keyes	2002-04
1146	Anna Thompson	2007-10
3. 1140	Holly Currie	2004-07
4. 965	Kaylee Carlson	2016-18
5. 959	Lexi Davis	2013-16
6. 933	Angel Bunner	2008-12
7. 873	Jenee Loree	2009-12
8. 850	Denisse Montalvo	1997-99
9. 745	Jaime Rasmussen	1999-01
10. 668	Marcy Harper	2013-16

FIELDING RECORDS**FIELDING PCT. (MIN. 300 CHANCES)**

TOT.	PLAYER	YEAR
1. .992	Elizabeth Eisterhold (569-66-5)	2009-12
2. .990	Justus Perry (298-9-3)	2017-Pr.
.990	Jade Rhodes (465-17-5)	2013-16
4. .987	Sara Dean (406-47-6)	2002-05
5. .981	Michelle Martin (323-48-7)	1998-01
.981	Emily Carosone (177-175-7)	2013-16
7. .980	Mary Petrie (656-65-15)	1998-01
8. .977	Casey McCrackin (155-149-7)	2016-19
.977	Kasey Angulo (272-30-7)	2002-03
.977	Kendall Veach (451-55-12)	2016-19

STOLEN BASE AGAINST PCT. (MIN. 10 ATT.)

TOT.	PLAYER	YEARS
1. .357	Beth DiPietro (10-28)	2004-06
2. .654	Lauren Schmalz (17-26)	2008-12
3. .667	Nicole Groves (8-12)	1999
4. .673	Sara Dean (37-55)	2002-05
5. .676	Elizabeth Eisterhold (71-105)	2009-12
6. .679	Brittany Day (19-28)	2005-08
7. .722	Janet Spivey (13-18)	2003
.722	Angel Bunner (26-36)	2008-12
9. .723	Tatiana Fernandez (73-101)	2006-09
10. .727	Brenda Espinoza (24-33)	1997-98
.727	Jenee Loree (32-44)	2009-12

CHANCES

TOT.	PLAYER	YEAR
1. 736	Mary Petrie	1998-01
2. 640	Elizabeth Eisterhold	2009-12
3. 577	Tatiana Fernandez	2006-09
4. 555	Deni Zeigler	2000-03
5. 518	Kendall Veach	2016-19
6. 487	Jade Rhodes	2013-16
7. 469	Lauren Guzman	2009-12
8. 459	Sara Dean	2002-05
9. 386	Ashley Griffin	2003-06
10. 378	Michelle Martin	1998-01

PUTOUTS

TOT.	PLAYER	YEAR
1. 656	Mary Petrie	1998-01

2. 569	Elizabeth Eisterhold	2009-12
3. 493	Tatiana Fernandez	2006-09
4. 465	Jade Rhodes	2013-16
5. 454	Deni Zeigler	2000-03
6. 451	Kendall Veach	2016-19
7. 406	Sara Dean	2002-05
8. 323	Michelle Martin	1998-01
9. 308	Jorja Bell	2006-08
10. 298	Justus Perry	2017-Pr.

ASSISTS

TOT.	PLAYER	YEAR
1. 228	Lauren Guzman	2009-12
2. 190	Kasey Cooper	2014-17
3. 181	Kyndall White	2008-11
4. 175	Emily Carosone	2013-16
5. 172	Ashley Griffin	2003-06
6. 154	Amy Dalsing	1997-99
7. 152	Kristina McCain	2004-06
8. 149	Casey McCrackin	2016-19
9. 139	Kimball Pratt	1998-01
10. 123	Jen Kraemer	1999-01

DOUBLE PLAYS TURNED

TOT.	PLAYER	YEAR
1. 37	Jade Rhodes	2013-16
2. 29	Emily Carosone	2013-16
3. 23	Casey McCrackin	2016-19
23	Kendall Veach	2016-19
5. 20	Lauren Guzman	2009-12
6. 19	Mary Petrie	1998-01
19	Kasey Cooper	2014-17
8. 15	Justus Perry	2017-Pr.
9. 14	Amy Dalsing	1997-99
14	Haley Fagan	2014-17

RUNNERS PICKED OFF

TOT.	PLAYER	YEARS
1. 6	Sara Dean	2002-05
2. 5	Elizabeth Eisterhold	2009-12
3. 4	Deni Zeigler	2000-03
4. 2	Kendall Veach	2016-19
2	Tatiana Fernandez	2006-09
6. 1	Kris Heneghan	1997-99
1	McKenzie Kilpatrick	2012-15
1	Denisse Montalvo	1997-99
1	Michelle Martin	1998-01
1	Carlee Wallace	2015-17

CAUGHT STEALING BY

TOT.	PLAYER	YEAR
1. 34	Elizabeth Eisterhold	2009-12
2. 28	Tatiana Fernandez	2006-09
3. 27	Michelle Martin	1998-01
4. 18	Sara Dean	2002-05
18	Beth DiPietro	2004-06
6. 14	Deni Zeigler	2000-03
14	Anna Thompson	2007-10
8. 13	Kris Heneghan	1997-99
9. 12	Jenee Loree	2009-12
10. 11	Jaime Rasmussen	1999-01
11	Holly Currie	2004-07

Current student-athletes are listed in **BOLD**.

PERFECT GAMES [2]

- | | | | |
|----|----------------|---------------------------|---------------|
| 1. | Holly Currie | vs. College of Charleston | Feb. 11, 2005 |
| 2. | Kaylee Carlson | vs. Ohio | Mar. 18, 2017 |

NO-HITTERS [25]

- | | | | |
|-----|-------------------------|---------------------------|---------------|
| 1. | Brenda Espinoza | vs. Jacksonville State | Feb. 26, 1997 |
| 2. | D. Montalvo & M. Petrie | vs. AA&M | Feb. 14, 1999 |
| 3. | Kristen Keyes | vs. Georgia Tech | Apr. 23, 2003 |
| 4. | Holly Currie | vs. College of Charleston | Feb. 11, 2005 |
| 5. | Holly Currie | vs. Mercer | Feb. 18, 2006 |
| 6. | Holly Currie | vs. Missouri | Feb. 24, 2006 |
| 7. | Beth DiPietro | vs. Florida | Mar. 28, 2006 |
| 8. | Holly Currie | vs. Tennessee Tech | Apr. 3, 2006 |
| 9. | Holly Currie | vs. Ole Miss | May 6, 2006 |
| 10. | Holly Currie | vs. Marist | May 19, 2006 |
| 11. | Holly Currie | vs. Georgia State | Feb. 14, 2007 |
| 12. | Jenee Loree | vs. Texas A&M-CC | Feb. 6, 2009 |
| 13. | Jenee Loree | vs. Austin Peay | Feb. 21, 2009 |
| 14. | Anna Thompson | vs. Louisiana Tech | Mar. 5, 2010 |
| 15. | Jenee Loree | vs. IPFW | Feb. 11, 2012 |
| 16. | Jenee Loree | vs. Presbyterian | Mar. 11, 2012 |
| 17. | Marcy Harper | vs. Savannah State | Mar. 14, 2013 |
| 18. | Marcy Harper | vs. Radford | Mar. 14, 2014 |
| 19. | Lexi Davis | vs. IPFW | Mar. 14, 2014 |
| 20. | Marcy Harper | vs. Savannah State | Mar. 14, 2014 |
| 21. | Marcy Harper | vs. Appalachian State | Feb. 11, 2016 |
| 22. | Rachael Walters | vs. Samford | Mar. 16, 2016 |
| 23. | M. Martin & A. Swindle | vs. Yale | Feb. 25, 2017 |
| 24. | Kaylee Carlson | vs. Ohio State | Mar. 18, 2017 |
| 25. | Makayla Martin | vs. Maryland | Feb. 18, 2018 |



Kaylee Carlson tossed just the second perfect game in program history on March 18, 2017 against Ohio State.



Marcy Harper pitched back-to-back no-hitters on March 14 and 15, 2014. Her latter vs. Savannah State was the third-straight no-hitter for the team. Harper finished her collegiate career with four no-hitters.



Holly Currie holds the program record with seven career no-hitters. Five alone came in her 2006 campaign, also a school record for a single season.



ALL-TIME RESULTS




YEAR-BY-YEAR RECORDS

RESULTS

YEAR	COACH	OVERALL				SEC				SEC FINISH
		W	L	T	PCT.	W	L	T	PCT.	
1997	Tina Deese	34	35	0	.493	15	15	0	.500	3rd SEC West, 6th overall
1998	Tina Deese	16	40	0	.286	6	20	0	.231	6th SEC West, 10th overall
1999	Tina Deese	27	32	1	.458	11	19	0	.367	5th SEC West, 9th overall
2000	Tina Deese	34	31	0	.523	10	19	0	.345	5th SEC West, 8th overall
2001	Tina Deese	31	32	0	.492	10	20	0	.333	5th SEC West, 8th overall
2002	Tina Deese	38	27	0	.585	15	15	0	.500	3rd SEC West, 5th overall
2003	Tina Deese	26	31	0	.456	13	16	0	.448	3rd SEC West, 7th overall
2004	Tina Deese	42	18	0	.700	19	10	0	.655	2nd SEC West, 4th overall
2005	Tina Deese	50	18	0	.735	21	8	0	.724	2nd SEC West, 3rd overall
2006	Tina Deese	36	22	0	.621	21	8	0	.724	3rd SEC West, 6th overall
2007	Tina Deese	26	30	0	.464	10	18	0	.357	5th SEC West, 9th overall
2008	Tina Deese	38	22	0	.633	13	14	0	.481	3rd SEC West, 6th overall
2009	Tina Deese	30	29	0	.508	9	19	0	.321	4th SEC West, 9th overall
2010	Tina Deese	31	26	0	.544	11	17	0	.393	3rd SEC West, 7th overall
2011	Tina Deese	40	19	0	.678	15	13	0	.536	3rd SEC West, 7th overall
2012	Tina Deese	33	23	0	.589	12	16	0	.429	3rd SEC West, 7th overall
2013	Tina Deese	30	23	0	.566	7	17	0	.292	6th SEC West, 12th overall
2014	Clint Myers	42	19	1	.685	11	13	0	.458	2nd overall
2015	Clint Myers	56	11	0	.836	18	6	0	.750	2nd overall (tournament champs)
2016	Clint Myers	58	12	0	.829	16	7	0	.696	3rd overall (tournament champs)
2017	Clint Myers	49	12	0	.803	17	7	0	.708	2nd overall
2018	Mickey Dean	41	17	0	.707	11	12	0	.478	9th overall
2019	Mickey Dean	39	21	0	.650	10	14	0	.417	10th overall
2020*	Mickey Dean	16	11	0	.593	0	3	0	.000	12th overall
TOTALS	24 SEASONS	863	561	2	.606	301	326	0	.480	2 TOURNAMENT TITLES

*The 2020 season was suspended on March 12 due to the COVID-19 pandemic.



The 2016 Auburn Softball Women's College World Series team in Oklahoma City, Okla.



BATTING STATS

YEAR	AVG.	G	AB	R	H	2B	3B	HR	RBI	TB	SLG.	BB-HBP	SO	GDP	OB%	SF-SH	SB-ATT	PO	A	E	FLD.
1997	.257	69	1828	238	470	71	7	5	190	570	.312	95-25	234	4	.301	10-102	69-100	1450	625	119	.946
1998	.257	56	1492	161	384	60	2	11	137	481	.322	92-10	186	4	.303	9-68	62-82	1132	527	83	.952
1999	.285	60	1565	284	446	62	4	38	232	630	.403	110-40	249	7	.345	12-29	86-112	1147	459	77	.954
2000	.284	65	1726	268	491	107	6	38	239	724	.419	134-44	307	3	.350	8-54	56-74	1327	626	114	.945
2001	.277	63	1706	284	473	95	4	47	246	717	.420	146-34	295	2	.345	8-55	45-70	1274	530	116	.940
2002	.272	65	1601	276	436	84	4	48	235	672	.420	156-25	283	1	.344	13-51	72-101	1283	446	65	.964
2003	.218	57	1451	158	317	67	4	28	134	476	.328	119-30	318	9	.290	7-51	60-82	1170	395	68	.958
2004	.256	60	1514	214	388	74	7	22	170	542	.358	128-21	287	4	.321	8-38	106-133	1229	359	50	.969
2005	.308	68	1729	375	532	94	16	68	318	862	.499	201-26	319	10	.384	20-48	78-101	1313	485	72	.961
2006	.280	58	1519	247	426	67	10	42	219	639	.421	155-35	318	10	.359	8-41	51-71	1177	418	78	.953
2007	.249	56	1367	187	340	43	4	26	165	469	.343	135-49	351	9	.335	12-59	33-48	1101	305	56	.962
2008	.231	60	1520	205	351	51	12	26	183	504	.332	138-63	328	5	.318	15-34	38-58	1234	377	88	.948
2009	.235	59	1534	193	361	65	2	31	169	523	.341	158-43	345	9	.322	11-48	70-84	1254	403	66	.962
2010	.252	57	1468	204	370	55	2	44	187	561	.382	141-31	329	3	.329	9-41	47-68	1158	362	62	.961
2011	.279	59	1505	272	420	97	8	37	236	644	.428	160-33	300	7	.358	16-36	62-82	1176	398	61	.963
2012	.243	56	1409	222	342	51	10	46	198	551	.391	140-53	274	11	.333	7-45	33-44	1129	422	60	.963
2013	.279	53	1350	273	376	59	9	32	222	549	.407	177-37	279	5	.375	10-28	74-93	1021	375	60	.959
2014	.305	62	1585	440	484	87	1	83	411	822	.519	270-66	280	6	.423	19-25	17-18	1174	481	35	.979
2015	.339	67	1788	526	606	97	11	99	474	1022	.572	356-66	291	7	.460	27-20	26-31	1293	491	45	.975
2016	.317	70	1888	556	599	99	13	89	499	991	.525	349-68	282	15	.437	22-17	35-41	1362	609	63	.969
2017	.277	61	1577	334	437	75	15	51	303	695	.441	286-42	306	11	.399	14-15	28-32	1217	581	56	.970
2018	.281	58	1490	295	419	62	12	43	263	634	.426	215-29	221	8	.379	17-26	99-129	1192	533	39	.978
2019	.286	60	1549	332	443	73	12	66	297	738	.476	178-34	233	8	.369	15-15	69-86	1164	474	54	.968
2020*	.266	27	681	123	181	29	3	19	109	273	.401	67-18	96	5	.345	6-12	34-43	527	197	35	.954
TOTALS	.274	1426	36842	6667	10092	1724	178	1039	5836	15289	.415	4106-922	6711	163	.359	303-958	1350-1783	28504	10878	1622	.960

PITCHING STATS

YEAR	ERA	W-L	G	CG	SHO	SV	IP	H	R	ER	BB	SO	2B	3B	HR	AB	AVG.
1997	2.39	34-35	69	31	9/0	3	483.1	473	246	165	161	326	51	15	12	1867	.253
1998	2.71	16-40	56	17	6/5	6	377.1	379	209	146	174	220	42	10	11	1460	.260
1999	2.82	27-32	60	28	13/3	4	382.1	387	220	154	146	251	56	12	29	1490	.260
2000	2.93	34-31	65	22	9/3	9	442.1	507	255	185	127	212	69	8	19	1808	.280
2001	2.31	31-32	63	25	5/0	5	425.0	429	224	140	137	234	60	8	32	1662	.258
2002	2.34	38-27	65	33	14/4	9	427.2	368	187	143	182	368	54	11	25	1573	.234
2003	2.98	26-31	57	27	11/2	1	390.0	348	200	166	152	348	60	7	37	1478	.235
2004	1.40	42-18	60	34	24/6	4	409.2	226	108	82	148	467	45	5	17	1412	.160
2005	2.21	50-18	68	40	17/0	9	437.2	339	179	138	205	432	46	4	34	1608	.211
2006	1.78	36-22	58	32	14/2	7	392.1	300	162	100	172	432	44	4	25	1445	.208
2007	2.42	26-30	56	22	11/3	3	367.0	282	160	127	172	492	38	6	29	1339	.211
2008	2.01	38-22	60	25	19/5	9	411.1	326	160	118	123	499	47	8	29	1557	.209
2009	2.60	30-29	59	32	10/4	2	418.0	337	201	155	148	456	45	11	47	1567	.215
2010	2.23	31-26	57	16	12/4	7	386.0	310	171	123	132	431	45	9	42	1422	.218
2011	2.48	40-19	59	28	8/0	5	392.0	323	171	139	135	388	55	7	39	1455	.222
2012	2.01	33-23	56	26	13/2	4	376.1	282	144	108	100	332	46	5	28	1385	.204
2013	3.46	30-23	53	22	7/3	4	340.1	341	206	168	134	245	57	3	41	1342	.254
2014	3.26	42-19	62	35	13/4	6	391.1	353	201	182	162	285	57	6	64	1473	.240
2015	3.59	56-11	67	16	10/7	4	431.0	422	247	221	203	283	69	2	61	1653	.255
2016	2.19	58-12	70	20	19/10	7	454.0	382	179	142	169	286	43	4	36	1701	.225
2017	1.74	49-12	61	31	20/9	6	405.2	340	127	101	95	239	53	5	17	1519	.224
2018	1.37	41-17	58	21	23/15	2	397.1	295	93	78	87	287	30	4	20	1445	.204
2019	2.67	39-21	60	27	13/2	3	388.0	378	192	148	144	349	37	3	44	1499	.252
2020*	2.99	16-11	27	10	2/2	2	175.2	165	108	75	77	138	29	1	11	679	.243
TOTALS	2.43	863-561-2	1426	620	302/95	121	9501.2	8292	4350	3304	3485	8000	1178	158	749	35839	.231

*The 2020 season was suspended on March 12 due to the COVID-19 pandemic.



YEAR-BY-YEAR RESULTS

1997 34-35 (15-15 SEC)14-12 H • 13-9 A • 7-14 N **TINA DEESE**

DATE	OPPONENT	RESULT
2/18	at Samford	W, 4-2 (10)
	at Samford	W, 4-3

ARIZONA STATE CLASSIC (TEMPE, ARIZ.)

2/21	vs. No. 6 Iowa	L, 7-5 (8)
	vs. Michigan State	L, 5-3
2/22	vs. Michigan State	L, 4-3
	vs. No. 21 Notre Dame	L, 4-2
	vs. Toledo	W, 6-1
2/23	vs. Wisconsin	L, 8-4
	vs. Wisconsin	L, 2-0

2/26	JACKSONVILLE STATE	W, 7-0
	JACKSONVILLE STATE	W, 3-0

FAU INVITATIONAL (BOCA RATON, FLA.)

3/1	at FAU	L, 4-2
	vs. Central Michigan	L, 5-0
	vs. Harvard	W, 6-5
3/2	vs. Central Michigan	W, 2-0
	vs. Harvard	L, 5-4
	at FAU	W, 3-1
3/3	vs. Harvard	L, 9-4
	at FAU	L, 7-0

3/7	at Charleston Southern	W, 5-0
	at Charleston Southern	W, 9-1

CHANTICLEER CLASSIC (CONWAY, S.C.)

3/8	at Coastal Carolina	W, 6-3
	vs. Charlotte	W, 7-3
3/9	vs. Radford	L, 5-4
	at Coastal Carolina	W, 6-5

3/11	at Jacksonville State	W, 5-1
	at Jacksonville State	L, 2-0

3/15	* LSU	L, 5-0
	* LSU	L, 4-1

3/16	* LSU	L, 5-4
	* LSU	L, 8-2

3/21	* TENNESSEE	L, 6-2
	* TENNESSEE	L, 8-2

3/23	* KENTUCKY	W, 5-4 (9)
	* KENTUCKY	W, 5-0

BUZZ CLASSIC (ATLANTA, GA.)

3/28	vs. Canisius	L, 3-1
	vs. Middle Tennessee	L, 10-5
3/29	at Georgia Tech	L, 4-0
	vs. Youngstown State	W, 9-8

4/2	* at Alabama	W, 1-0 (9)
	* at Alabama	L, 4-3

4/5	* ARKANSAS	W, 7-6 (10)
	* ARKANSAS	W, 2-1 (8)

4/6	* ARKANSAS	W, 2-0
	* ARKANSAS	W, 9-0

4/11	FLORIDA A&M	L, 3-2
	FLORIDA A&M	W, 9-1

4/13	* FLORIDA	L, 3-1
	* FLORIDA	W, 5-2

4/16	* ALABAMA	L, 3-1
	* ALABAMA	W, 3-2 (8)

4/19	* at Ole Miss	W, 7-4
	* at Ole Miss	W, 4-2

4/20	* at Ole Miss	W, 9-4
	* at Ole Miss	L, 5-0

4/25	* at Georgia	L, 1-0
	* at Georgia	W, 6-4 (8)

4/27	* at No. 3 South Carolina	L, 4-0
	* at No. 3 South Carolina	L, 4-2

5/2	No. 17 FLORIDA STATE	L, 2-0 (11)
	No. 17 FLORIDA STATE	W, 2-1 (8)

5/3	* MISSISSIPPI STATE	L, 6-3
	* MISSISSIPPI STATE	L, 4-0

5/4	* MISSISSIPPI STATE	W, 5-4
	* MISSISSIPPI STATE	W, 4-1

SEC TOURNAMENT (COLUMBUS, GA.)

5/9	vs. Tennessee	W, 2-0
	vs. No. 23 LSU	W, 4-2
5/10	vs. No. 2 South Carolina	L, 9-0
	vs. Florida	L, 7-5

1998 16-40 (6-20 SEC)7-15 H • 5-16 A • 4-9 N **TINA DEESE**

DATE	OPPONENT	RESULT
2/14	LAGRANGE COLLEGE	W, 8-0
	LAGRANGE COLLEGE	W, 9-1

SOUTH FLORIDA TOURNAMENT (TAMPA, FLA.)

2/20	vs. No. 24 DePaul	L, 1-0
	vs. No. 10 USF	L, 7-0
2/21	vs. No. 9 Kansas	L, 2-0
	vs. Notre Dame	W, 4-2
2/22	vs. No. 24 DePaul	L, 4-0

2/25	SAMFORD	W, 8-0
	SAMFORD	L, 5-4

NFCA LEADOFF CLASSIC (COLUMBUS, GA.)

2/27	vs. Nebraska	L, 6-3
	vs. No. 18 Minnesota	L, 8-2
2/28	vs. Notre Dame	L, 1-0
	vs. No. 2 Washington	L, 1-0
3/1	vs. No. 22 Texas A&M	W, 1-0
	vs. UMass	W, 4-2

3/3	TROY	L, 7-3
	TROY	L, 4-1

3/6	* at No. 19 LSU	L, 5-2
	* at No. 19 LSU	L, 6-3

3/8	* at No. 19 LSU	L, 4-3
-----	-----------------	--------

3/11	SOUTHERN ILLINOIS	W, 1-0
	SOUTHERN ILLINOIS	L, 1-0

3/21	* at Tennessee	L, 6-3
	* at Tennessee	W, 3-2

3/22	* at Kentucky	L, 6-1
	* at Kentucky	W, 9-4

3/23	at Eastern Kentucky	L, 2-1
	at Eastern Kentucky	W, 4-3

SPORTSPPLUS TOURNAMENT (MIDLOTHIAN, VA.)

3/27	% vs. East Carolina	W, 11-3
	% vs. Virginia	L, 2-1

	% vs. Elon	L, 2-0
3/28	% vs. UMBC	L, 6-2

4/3	* at Arkansas	L, 5-4
	* at Arkansas	W, 4-2

4/4	* at Arkansas	L, 5-4
	* at Arkansas	L, 6-4

4/11	* at Florida	L, 4-0
	* at Florida	L, 12-7

4/12	at No. 15 Florida State	L, 5-1
	at No. 15 Florida State	L, 8-3

4/13	at Florida A&M	L, 5-4
	at Florida A&M	W, 6-5

4/18	* OLE MISS	L, 4-0
	* OLE MISS	W, 8-0

4/19	* OLE MISS	L, 4-3
	* OLE MISS	L, 10-2

4/24	* GEORGIA	L, 4-1
	* GEORGIA	L, 3-0

4/26	* SOUTH CAROLINA	L, 4-2
	* SOUTH CAROLINA	L, 5-3

4/29	* at Alabama	W, 6-2
	* MISSISSIPPI STATE	W, 2-0

5/1	* MISSISSIPPI STATE	L, 1-0
	* MISSISSIPPI STATE	L, 6-2

5/2	* MISSISSIPPI STATE	L, 3-2
	* MISSISSIPPI STATE	L, 3-2

1999 27-32-1 (11-19 SEC)7-12-1 H • 12-13 A • 8-7 N **TINA DEESE**

DATE	OPPONENT	RESULT
2/14	ALABAMA A&M	W, 23-0
	ALABAMA A&M	W, 26-0

2/16	GEORGIA STATE	L, 8-0
	GEORGIA STATE	W, 8-0

TEXAS A&M TOURNAMENT (COLLEGE STATION, TEXAS)

2/19	vs. Penn State	W, 7-3
	at Texas A&M	L, 3-0
2/20	vs. Penn State	W, 3-0
	vs. New Mexico	L, 3-0
2/21	at Texas A&M	W, 4-0
	vs. New Mexico	L, 10-1

2/23	No. 21 FLORIDA STATE	L, 4-2
	No. 21 FLORIDA STATE	T, 0-0

GEORGIA SOUTHERN TOURNAMENT (STATESBORO, GA.)

2/26	vs. Middle Tennessee	W, 3-2
	vs. Coastal Carolina	W, 10-1
2/27	at Georgia Southern	L, 5-3
	vs. Stetson	W, 4-0
2/28	vs. Middle Tennessee	W, 2-1
	Coastal Carolina	W, 15-3

EASTON SHOWCASE (FULLERTON, CALIF.)

3/5	% vs. No. 9 Stanford	L, 9-0
	% vs. No. 4 Washington	L, 5-3
3/6	% vs. Portland State	W, 8-0
	% vs. Pacific	L, 6-2
3/7	% vs. No. 15 Oregon	L, 6-2
	% vs. Illinois State	L, 7-4

3/19	* No. 13 LSU	L, 12-3
	* No. 13 LSU	L, 4-2

3/20	* No. 13 LSU	L, 9-1
	* No. 13 LSU	L, 10-1

3/21	at Alabama A&M	W, 14-1
	at Alabama A&M	W, 13-1

3/26	* TENNESSEE	L, 7-4
	* TENNESSEE	W, 4-0

3/28	* KENTUCKY	L, 7-6
	* KENTUCKY	W, 9-1

3/30	at Georgia State	L, 2-1
	at Georgia State	L, 7-6

4/2	* at Alabama	W, 5-1
	* at Alabama	W, 7-0

4/3	* at Alabama	L, 3-1
	* at Alabama	L, 8-3

4/7	at Troy	W, 5-4
	at Troy	W, 7-0

4/9	* ARKANSAS	L, 1-0
	* ARKANSAS	L, 3-1

4/10	* ARKANSAS	L, 4-0
	* ARKANSAS	L, 4-0

4/18	* FLORIDA	W, 11-6
	* FLORIDA	W, 10-2

4/23	* at Ole Miss	W, 7-6
	* at Ole Miss	W, 5-0

4/24	* at Ole Miss	W, 6-5
	* at Ole Miss	W, 5-2

5/1	* at Georgia	L, 4-2
	* at Georgia	W, 8-0

5/2	* at South Carolina	L, 4-0
	* at South Carolina	L, 2-1

5/7	* at Mississippi State	L, 4-3
	* at Mississippi State	L, 8-0

5/8	* at Mississippi State	L, 8-0
	* at Mississippi State	L, 4-3



2000 34-31 (10-19 SEC)

20-16 H • 7-11 A • 7-4 N			Tina Deese
DATE	OPPONENT	RESULT	
2/8	UAB	W, 7-3	
UTA TOURNAMENT (GRAND PRAIRIE, TEXAS)			
2/11	vs. Oklahoma State	W, 6-3	
	vs. UTSA	W, 5-0	
	vs. Louisiana Tech	W, 6-0	
2/12	vs. Arkansas	L, 7-4	
	vs. Tulsa	L, 3-2 (8)	
2/15	GEORGIA TECH	W, 3-1	
TIGER INVITATIONAL (AUBURN, ALA.)			
2/18	INDIANA STATE	W, 11-3	
	UAB	L, 5-4	
2/19	WICHITA STATE	W, 7-0	
	JACKSONVILLE STATE	W, 2-0	
2/20	WICHITA STATE	W, 7-3	
	JACKSONVILLE STATE	W, 6-0	
2/22	TROY	W, 8-0	
2/23	SAMFORD	L, 1-0 (8)	
	SAMFORD	L, 4-3	
WAR EAGLE CLASSIC (AUBURN, ALA.)			
2/25	INDIANA	W, 4-3	
	No. 9 MICHIGAN	L, 10-3	
2/26	No. 22 SOUTH CAROLINA	W, 4-2	
	USF	L, 6-1 (9)	
2/27	KENT STATE	L, 1-0	
3/1	LOUISIANA TECH	W, 4-3	
	LOUISIANA TECH	W, 3-0	
3/4	* No. 18 SOUTH CAROLINA	L, 5-3	
	* No. 18 SOUTH CAROLINA	W, 4-3	
USF/GLADSTONE TOURNAMENT (TAMPA, FLA.)			
3/10	vs. Creighton	W, 6-2	
	vs. Miami (Ohio)	W, 3-2	
3/12	vs. Akron	W, 4-1	
	vs. Indiana	W, 5-3	
3/17	* at No. 8 LSU	L, 6-5	
	* at No. 8 LSU	W, 2-1	
3/18	* at No. 8 LSU	L, 9-1	
	* at No. 8 LSU	L, 9-1	
3/20	* at SE Louisiana	W, 8-1	
3/24	* at Kentucky	L, 4-3	
	* at Kentucky	L, 10-6	
3/25	* at Tennessee	L, 8-7 (9)	
	* at Tennessee	W, 18-5	
3/31	* No. 14 ALABAMA	L, 9-0	
	* No. 14 ALABAMA	L, 4-1 (8)	
4/1	* No. 14 ALABAMA	L, 7-1	
	* No. 14 ALABAMA	L, 14-5	
4/5	* MERCER	W, 11-2	
	* MERCER	W, 11-3	
4/7	* at Arkansas	L, 2-0	
	* at Arkansas	L, 6-2	
4/8	* at Arkansas	W, 3-1	
	* at Arkansas	L, 4-2	
4/11	* at Georgia Tech	L, 4-3 (8)	
4/14	* at Florida	W, 2-0	
4/15	* at Florida State	L, 7-0	
	* at Florida State	W, 5-4 (13)	
4/18	* at UAB	W, 7-3	
4/21	* OLE MISS	L, 2-1 (9)	
	* OLE MISS	W, 4-2	
4/22	* OLE MISS	W, 6-0	
	* OLE MISS	L, 6-2	
4/28	* GEORGIA	W, 3-2	
4/28	* GEORGIA	W, 7-5	
4/30	* No. 21 MISSISSIPPI STATE	L, 3-2	
	* No. 21 MISSISSIPPI STATE	L, 9-4	
5/1	* No. 21 MISSISSIPPI STATE	W, 5-2	
	* No. 21 MISSISSIPPI STATE	L, 10-2	
SEC TOURNAMENT (COLUMBUS, GA.)			
5/11	vs. No. 7 LSU	L, 8-0	
5/12	vs. No. 22 Mississippi State	L, 9-3	

2001 31-32 (10-20 SEC)

12-12 H • 9-16 A • 10-4 N			TINA DEESE
DATE	OPPONENT	RESULT	
2/7	at Samford	W, 2-1	
	at Samford	W, 9-1	
TIGER INVITATIONAL (AUBURN, ALA.)			
2/9	PURDUE	W, 7-2	
	SYRACUSE	W, 7-0	
2/10	OHIO STATE	W, 3-2	
	NORTHERN ILLINOIS	W, 7-2	
2/11	OHIO STATE	L, 4-0 (9)	
CHEVRON PARADISE CLASSIC (HONOLULU, HAWAII)			
2/15	vs. UCSB	W, 3-2	
	at Hawaii	W, 3-2	
2/16	vs. Centenary	W, 15-1	
	vs. No. 14 Cal State Fullerton	L, 4-3 (10)	
2/17	at Hawaii	L, 5-0	
	vs. Centenary	W, 8-2	
2/18	vs. UCSB	L, 5-0	
UCSB TOURNAMENT (SANTA BARBARA, CALIF.)			
2/22	at UCSB	W, 2-1	
2/23	vs. Utah	L, 4-3	
	vs. No. 21 Texas A&M	L, 4-3	
3/6	BALL STATE	L, 2-1	
	BALL STATE	W, 3-0	
SAMFORD INVITATIONAL (BIRMINGHAM, ALA.)			
3/9	vs. UAB	W, 6-2	
	vs. Alabama A&M	W, 18-2	
3/10	vs. Ball State	W, 8-3	
	vs. Austin Peay	W, 10-2	
	at Samford	L, 3-2	
3/11	vs. Ball State	W, 9-1	
	at Samford	L, 3-2	
3/14	* at Troy	L, 3-1	
3/17	* at Georgia	W, 4-0	
	* at Georgia	L, 1-0	
3/18	* at Georgia	W, 8-2	
3/24	* ARKANSAS	L, 6-0	
	* ARKANSAS	L, 5-2	
3/25	* ARKANSAS	L, 4-3	
3/31	* at Ole Miss	W, 4-0	
	* at Ole Miss	W, 13-7 (10)	
4/1	* at Ole Miss	L, 3-2	
4/4	* FLORIDA	W, 9-1	
	* FLORIDA	L, 9-3 (8)	
4/5	* FLORIDA	W, 6-5	
4/7	* No. 19 SOUTH CAROLINA	L, 5-3 (10)	
	* No. 19 SOUTH CAROLINA	L, 10-0	
4/8	* No. 19 SOUTH CAROLINA	L, 4-3	
4/14	* at Mississippi State	L, 5-4	
	* at Mississippi State	L, 7-2	
4/15	* at Mississippi State	L, 4-3	
4/18	* at No. 7 Alabama	L, 8-0	
	* at No. 7 Alabama	L, 6-4	
4/19	* at No. 7 Alabama	L, 5-1	
4/21	* TENNESSEE	L, 7-2	
	* TENNESSEE	W, 5-3	
4/22	* TENNESSEE	W, 12-1	
4/25	* MERCER	W, 7-3	
	* MERCER	W, 12-0	
4/28	* at Kentucky	W, 6-3	
	* at Kentucky	L, 8-5	
4/29	* at Kentucky	L, 7-6	
5/5	* No. 4 LSU	L, 9-0	
	* No. 4 LSU	L, 6-3	
5/6	* No. 4 LSU	W, 7-3	
SEC TOURNAMENT (CHATTANOOGA, TENN.)			
5/10	vs. No. 3 LSU	L, 6-0	
5/11	vs. Florida	W, 4-1	
5/12	vs. No. 7 Alabama	W, 5-3	
	vs. No. 4 LSU	L, 4-1	

2002 37-28 (15-15 SEC)

NCAA TALLAHASSEE REGIONAL			TINA DEESE
21-6 H • 10-13 A • 7-8 N			
DATE	OPPONENT	RESULT	
TIGER INVITATIONAL (AUBURN, ALA.)			
2/1	AUSTIN PEAY	W, 12-0	
	SE LOUISIANA	W, 2-1 (8)	
2/2	CHARLESTON SOUTHERN	W, 8-0	
	MERCER	W, 7-0	
2/3	SE LOUISIANA	W, 1-0	
	MERCER	W, 5-1	
2/9	at Mercer	W, 3-2	
	at Mercer	W, 7-3	
ARIZONA PEPSI CLASSIC (TUCSON, ARIZ.)			
2/15	vs. No. 25 USF	W, 7-2	
	vs. Notre Dame	L, 3-2 (10)	
2/16	at No. 1 Arizona	L, 4-0	
	vs. New Mexico State	W, 2-0	
2/19	SAMFORD	W, 4-3	
	SAMFORD	W, 9-1	
GOLDEN PANTHER INVITATIONAL (MIAMI, FLA.)			
3/1	vs. No. 7 Oklahoma	L, 6-2	
	at FIU	W, 3-1	
3/2	vs. No. 20 FAU	L, 4-1	
	vs. Wichita State	W, 4-2	
3/3	at FIU	W, 5-3	
3/6	TROY	W, 4-0	
SEMINOLE INVITATIONAL (TALLAHASSEE, FLA.)			
3/8	vs. Middle Tennessee	L, 9-3	
	vs. Iowa State	L, 4-3	
3/9	at No. 20 Florida State	L, 5-4	
	vs. UMKC	W, 4-2	
3/10	vs. Providence	W, 9-0	
	vs. Middle Tennessee	W, 6-0	
3/13	BALL STATE	W, 9-0	
3/16	* No. 21 GEORGIA	L, 5-3	
	* No. 21 GEORGIA	L, 12-2	
3/17	* No. 21 GEORGIA	L, 8-1	
3/19	* GEORGIA TECH	L, 9-1	
	* GEORGIA TECH	L, 2-1	
3/23	* at Arkansas	L, 6-3	
	* at Arkansas	L, 4-0	
3/24	* at Arkansas	L, 3-2	
3/26	* at Florida	W, 8-3	
	* at Florida	W, 3-2	
3/27	* at Florida	L, 8-0	
3/30	* OLE MISS	W, 4-0	
	* OLE MISS	W, 3-0	
3/31	* OLE MISS	W, 4-0	
4/6	* at South Carolina	L, 4-2	
	* at South Carolina	L, 3-1	
4/7	* at South Carolina	L, 3-2	
4/13	* MISSISSIPPI STATE	L, 2-1	
	* MISSISSIPPI STATE	W, 6-4	
4/14	* MISSISSIPPI STATE	L, 3-1	
4/20	* at Tennessee	L, 9-6	
	* at Tennessee	W, 9-0	
4/21	* at Tennessee	W, 8-0	
4/22	* at Middle Tennessee	W, 10-4 (8)	
4/27	* KENTUCKY	L, 8-5	
	* KENTUCKY	W, 6-1	
4/28	* KENTUCKY	W, 17-1	
5/1	* at No. 3 LSU	L, 8-0	
	* at No. 3 LSU	W, 2-1	
5/2	* at No. 3 LSU	L, 5-0	
5/4	* No. 15 ALABAMA	W, 3-1	
	* No. 15 ALABAMA	W, 6-4	
5/5	* No. 15 ALABAMA	W, 3-2	
SEC TOURNAMENT (CHATTANOOGA, TENN.)			
5/9	vs. No. 25 Georgia	L, 4-3	
5/10	vs. Florida	W, 7-1	
5/11	vs. No. 18 Alabama	L, 5-4	
NCAA REGIONAL (TALLAHASSEE, FLA.)			
5/16	at No. 21 Florida State	L, 2-1	
5/17	vs. No. 12 FAU	L, 4-2	



YEAR-BY-YEAR RESULTS

2003 26-31 (13-16 SEC)

DATE	OPPONENT	RESULT	TINA DEESE
11-11 H • 10-15 A • 5-5 N			
USF/LOUISVILLE SLUGGER TOURNAMENT (TAMPA, FLA.)			
1/31	vs. Northwestern	L, 6-1	
	vs. FAU	W, 5-3	
2/1	vs. No. 2 Arizona	L, 6-0	
	vs. USF	L, 6-4	
2/2	vs. Sam Houston State	W, 6-5	
2/4	at No. 9 Florida State	L, 8-0	
	at No. 9 Florida State	L, 3-2	
TIGER INVITATIONAL (AUBURN, ALA.)			
2/7	MERCER	W, 9-2	
	UT-CHATTANOOGA	W, 4-1	
2/8	MISSOURI	L, 8-3	
	MERCER	W, 3-0	
2/9	MISSOURI	W, 3-2	
2/11	at Samford	L, 1-0	
MARDI GRAS TOURNAMENT (MONROE, LA.)			
2/14	vs. SE Louisiana	W, 3-2	
2/16	vs. Tulsa	L, 5-0	
	vs. UL-Lafayette	L, 9-1	
2/18	at Troy	L, 4-3	
HOLIDAY INN INVITATIONAL (MACON, GA.)			
2/21	vs. Wright State	W, 8-0	
	vs. Lipscomb	L, 1-0	
2/22	at Mercer	W, 5-4	
2/23	vs. Birmingham-Southern	W, 16-0	
	vs. Alabama A&M	W, 12-1	
2/25	UAB	L, 4-0	
3/4	* FLORIDA	L, 4-0	
	* FLORIDA	L, 9-1	
3/5	* FLORIDA	W, 3-0	
3/8	* at No. 10 Georgia	L, 7-1	
	* at No. 10 Georgia	L, 10-0	
3/9	* at No. 10 Georgia	L, 9-4	
3/15	* ARKANSAS	L, 4-1	
3/16	* ARKANSAS	W, 2-0	
	* ARKANSAS	W, 3-2	
3/22	* at Ole Miss	W, 3-0	
	* at Ole Miss	W, 2-0	
3/23	* at Ole Miss	W, 4-0	
3/26	at UAB	W, 5-2	
3/29	* No. 15 SOUTH CAROLINA	L, 12-1	
	* No. 15 SOUTH CAROLINA	W, 2-1	
3/30	* No. 15 SOUTH CAROLINA	L, 4-0	
4/2	* at No. 18 Alabama	L, 2-1	
	* at No. 18 Alabama	L, 4-0	
4/3	* at No. 18 Alabama	L, 4-0	
4/5	* at Mississippi State	W, 7-3	
	* at Mississippi State	L, 7-1	
4/12	* TENNESSEE	L, 2-0	
	* TENNESSEE	W, 1-0	
4/13	* TENNESSEE	W, 4-1	
4/18	* at Kentucky	W, 9-1	
	* at Kentucky	W, 5-4	
4/19	* at Kentucky	W, 1-0	
4/23	GEORGIA TECH	W, 1-0	
4/26	* No. 11 LSU	L, 2-0	
	* No. 11 LSU	L, 5-4	
4/27	* No. 11 LSU	L, 10-1	
5/2	at Georgia Tech	L, 2-0	
SEC TOURNAMENT (PLANT CITY, FLA.)			
5/8	vs. No. 16 Alabama	L, 4-0	
5/9	vs. Tennessee	L, 4-3 (9)	

2004 42-18 (19-10 SEC)

DATE	OPPONENT	RESULT	TINA DEESE
NCAA STANFORD REGIONAL			
19-5 H • 14-8 A • 9-5 N			
DIAMOND SPORTS FUN AND SUN CLASSIC (MIAMI, FLA.)			
1/30	vs. Florida A&M	W, 6-1	
	vs. Illinois State	W, 2-0	
GETTERMAN CLASSIC (WACO, TEXAS)			
2/6	vs. Northwestern State	W, 2-0	
	vs. North Texas	W, 7-2	
2/7	vs. Wichita State	W, 15-0	
	vs. Baylor	L, 2-0	
2/8	vs. Pacific	L, 2-1	
2/11	at Alabama State	W, 13-0	
TIGER INVITATIONAL (AUBURN, ALA.)			
2/13	EVANSVILLE	W, 7-0	
	AUSTIN PEAY	W, 6-2	
2/14	FURMAN	W, 9-1	
	FURMAN	W, 3-1	
2/15	EVANSVILLE	W, 8-0	
2/17	at UAB	W, 4-3	
CAMPBELL/CARTIER CLASSIC (SAN DIEGO, CALIF.)			
2/20	vs. Cal State Northridge	L, 3-2	
	vs. Sacramento State	W, 6-2	
2/21	vs. San Diego State	W, 1-0	
2/24	SAMFORD	W, 4-0	
2/28	at Birmingham-Southern	W, 6-0	
	at Birmingham-Southern	W, 3-1	
3/2	TROY	W, 2-0	
3/13	* at Arkansas	W, 1-0	
3/14	* at Arkansas	W, 9-0	
	* at Arkansas	W, 3-0	
3/20	* OLE MISS	W, 5-0	
	* OLE MISS	W, 9-0	
3/21	* OLE MISS	L, 3-1	
3/27	* at No. 15 South Carolina	W, 1-0	
	* at No. 15 South Carolina	W, 5-1	
3/28	* at No. 15 South Carolina	W, 6-5	
3/30	* at No. 19 Florida	L, 2-1	
	* at No. 19 Florida	L, 3-0	
3/31	* at No. 13 Florida	L, 11-3	
4/2	* MISSISSIPPI STATE	W, 3-2	
4/3	* MISSISSIPPI STATE	W, 7-3	
	* MISSISSIPPI STATE	L, 3-2	
4/7	at Troy	W, 1-0	
4/9	* at No. 12 Tennessee	L, 3-0	
	* at No. 12 Tennessee	W, 6-1	
4/10	* at No. 12 Tennessee	L, 4-0	
4/17	* No. 7 GEORGIA	W, 1-0	
	* No. 7 GEORGIA	L, 5-3	
4/18	* No. 7 GEORGIA	W, 4-2	
4/20	* No. 13 ALABAMA	W, 4-0	
	* No. 13 ALABAMA	W, 3-2	
4/21	* No. 14 ALABAMA	L, 6-3	
4/24	* at No. 6 LSU	W, 2-1	
	* at No. 6 LSU	L, 11-0	
5/1	* KENTUCKY	W, 6-1	
	* KENTUCKY	W, 1-0	
5/2	* KENTUCKY	W, 6-0	
5/3	No. 2 FLORIDA STATE	W, 1-0	
	No. 2 FLORIDA STATE	L, 4-0	
SEC TOURNAMENT (TUSCALOOSA, ALA.)			
5/13	vs. No. 15 Alabama	L, 7-1	
5/14	vs. South Carolina	W, 2-0	
5/15	vs. Mississippi State	W, 4-3	
	vs. No. 3 LSU	W, 2-0	
5/16	vs. No. 3 LSU	L, 1-0	
NCAA REGIONAL (STANFORD, CALIF.)			
5/20	vs. Hofstra	L, 1-0	
	vs. No. 16 Fresno State	L, 3-1 (10)	

2005 50-18 (21-8 SEC)

DATE	OPPONENT	RESULT	TINA DEESE
NCAA AUBURN REGIONAL			
26-5 H • 22-13 A • 2-0 N			
DIAMOND SPORTS FUN AND SUN CLASSIC (MIAMI, FLA.)			
2/4	vs. No. 21 USF	W, 6-4	
	vs. Illinois State	L, 3-2 (8)	
2/5	vs. Kentucky	W, 9-1	
	at FIU	W, 6-1	
2/6	at FIU	L, 4-0	
2/9	ALABAMA STATE	W, 19-2	
TIGER INVITATIONAL (AUBURN, ALA.)			
2/11	COLLEGE OF CHARLESTON	W, 9-0	
	MARSHALL	W, 8-0	
2/12	NORTHWESTERN STATE	L, 2-0	
	COLLEGE OF CHARLESTON	W, 2-1	
2/13	MARSHALL	W, 8-0	
2/16	UAB	W, 14-0	
WAR EAGLE CLASSIC (AUBURN, ALA.)			
2/18	GARDNER-WEBB	W, 4-0	
	BOSTON COLLEGE	L, 4-2	
2/19	AUSTIN PEAY	W, 6-0	
	BIRMINGHAM-SOUTHERN	W, 8-2	
2/20	GARDNER-WEBB	W, 3-0	
	BOSTON COLLEGE	W, 7-6	
STANFORD INVITATIONAL (PALO ALTO, CALIF.)			
2/25	vs. Sacramento State	W, 2-1	
	vs. Texas Tech	W, 4-1	
2/26	vs. UC Davis	W, 3-0	
	at No. 4 Stanford	L, 9-0	
2/27	vs. UAB	W, 8-1	
3/2	at Troy	W, 3-2	
BUZZ CLASSIC (MARIETTA, GA.)			
3/4	vs. Middle Tennessee	W, 13-1	
	vs. Middle Tennessee	W, 7-0	
3/5	vs. Georgia Southern	W, 10-0	
	vs. Iowa	W, 2-1	
3/6	vs. Iowa	L, 16-1	
3/12	* ARKANSAS	W, 4-0	
	* ARKANSAS	W, 10-1	
3/13	* ARKANSAS	W, 10-2	
3/19	* at Ole Miss	L, 2-0	
	* at Ole Miss	W, 4-0	
3/20	* at Ole Miss	W, 4-3	
3/22	* at No. 9 Alabama	W, 4-2	
3/23	* at No. 9 Alabama	L, 6-4	
	* at No. 9 Alabama	L, 4-3	
3/26	* SOUTH CAROLINA	W, 10-8	
	* SOUTH CAROLINA	W, 11-2	
3/29	GEORGIA STATE	W, 4-2	
3/30	at Jacksonville State	W, 7-2	
4/2	* at Mississippi State	W, 10-2	
	* at Mississippi State	L, 4-3	
4/3	* at Mississippi State	W, 6-4	
4/9	* No. 4 TENNESSEE	L, 5-0	
	* No. 4 TENNESSEE	W, 3-1	
4/10	* No. 4 TENNESSEE	W, 6-1	
4/16	* at No. 11 Georgia	L, 5-4	
	* at No. 11 Georgia	L, 4-3 (8)	
4/17	* at No. 11 Georgia	W, 8-4	
4/23	* LSU	W, 7-4	
	* LSU	W, 8-0	
4/24	* LSU	W, 2-0	
4/26	* No. 16 FLORIDA	W, 5-3	
	* No. 16 FLORIDA	W, 6-4	
4/27	* No. 16 FLORIDA	W, 6-5	
4/30	* at Kentucky	L, 5-2	
	* at Kentucky	W, 8-0	
5/1	* at Kentucky	W, 10-0	
SEC TOURNAMENT (GAINESVILLE, FLA.)			
5/12	vs. South Carolina	W, 8-0	
5/13	vs. No. 9 Alabama	L, 9-5	
5/14	vs. No. 8 Georgia	L, 7-3	
NCAA REGIONAL (AUBURN, ALA.)			
5/20	vs. Florida State	L, 5-0	
5/21	vs. Florida A&M	W, 11-2	
	vs. Florida State	L, 2-0	



2006 36-22 (21-8 SEC)

NCAA TUCSON REGIONAL		TINA DEESE
19-8 H • 11-11 A • 6-3 N		
DATE	OPPONENT	RESULT
TIGER INVITATIONAL (AUBURN, ALA.)		
2/10	MINNESOTA	W, 7-0
	MIAMI (OHIO)	W, 15-1 (5)
2/11	EVANSVILLE	W, 12-7
	NC STATE	W, 2-0
2/12	CENTENARY	L, 9-6
2/14	at Georgia State	W, 3-2 (9)
WAR EAGLE CLASSIC (AUBURN, ALA.)		
2/17	MIDDLE TENNESSEE	W, 5-2
	JACKSONVILLE STATE	W, 7-1
2/18	MERCER	W, 19-0 (5)
2/19	LIPSCOMB	W, 10-0 (5)
2/21	at UAB	W, 8-0
NFCA LEADOFF CLASSIC (COLUMBUS, GA.)		
2/24	vs. No. 16 Arizona State	L, 1-0 (8)
	vs. No. 24 Missouri	W, 2-0
2/28	No. 7 MICHIGAN	L, 1-0
3/1	= vs. Southern Miss	W, 4-1
FAU TOURNAMENT (BOCA RATON, FLA.)		
3/4	vs. Boston College at FAU	W, 10-2 (6)
		W, 4-1
3/5	vs. Boston College at FAU	W, 9-3
		L, 5-3
3/8	SAMFORD	W, 1-0
3/11	* KENTUCKY	W, 2-1
	* KENTUCKY	W, 3-0
3/12	* KENTUCKY	W, 7-6 (8)
3/14	TROY	W, 4-3
3/18	* at No. 2 Tennessee	L, 2-0
	* at No. 2 Tennessee	W, 3-1
3/19	* at No. 2 Tennessee	L, 8-0 (5)
3/25	* No. 11 GEORGIA	L, 4-1
	* No. 11 GEORGIA	L, 8-5
3/26	* No. 11 GEORGIA	W, 6-2
3/28	* at Florida	W, 2-1
	* at Florida	L, 5-4 (9)
3/29	* at Florida	L, 5-0
3/30	at Florida State	W, 7-2
4/4	+ vs. Tennessee Tech	W, 4-0
4/8	* at No. 11 LSU	L, 4-0
	* at No. 11 LSU	L, 6-5
4/9	* at No. 11 LSU	W, 1-0
4/14	* MISSISSIPPI STATE	W, 4-1
4/15	* MISSISSIPPI STATE	W, 6-5
	* MISSISSIPPI STATE	W, 5-3
4/22	* at Arkansas	W, 5-4
	* at Arkansas	L, 2-0
4/23	* at Arkansas	W, 2-1
4/25	* No. 4 ALABAMA	L, 9-1 (5)
	* No. 4 ALABAMA	W, 4-2
4/26	* No. 4 ALABAMA	L, 9-0 (6)
4/29	* at South Carolina	L, 5-2
	* at South Carolina	W, 4-0
4/30	* at South Carolina	L, 7-1
5/6	* OLE MISS	W, 2-0
	* OLE MISS	L, 5-4
5/7	* OLE MISS	L, 6-5
SEC TOURNAMENT (ATHENS, GA.)		
5/11	vs. No. 11 LSU	L, 4-1
NCAA REGIONAL (TUCSON, ARIZ.)		
5/18	vs. Ohio State	L, 1-0 (10)
5/19	vs. Marist	W, 14-0 (5)
5/19	vs. Ohio State	W, 4-0
5/20	at Arizona	L, 4-2

= - Game played in Huntsville, Ala.
 + - Game played in Pensacola, Fla.

2007 26-30 (10-18 SEC)

14-11 H • 7-11 A • 5-8 N		TINA DEESE
DATE	OPPONENT	RESULT
OCEANIC TWC HAWAII PARADISE CLASSIC (HONOLULU, HAWAII)		
2/8	vs. DePaul	L, 7-0
	vs. No. 15 Nebraska	L, 1-0 (8)
2/9	vs. Portland State at Hawaii	W, 2-0
		L, 2-1
2/10	vs. DePaul	L, 5-4 (8)
2/11	vs. No. 15 Nebraska	L, 1-0
2/14	GEORGIA STATE	W, 8-0 (6)
TIGER INVITATIONAL (AUBURN, ALA.)		
2/16	TENNESSEE TECH	W, 6-3
	NOTRE DAME	L, 3-2
2/17	VIRGINIA TECH	L, 1-0
	TULSA	W, 9-1 (6)
2/18	UAB	W, 5-1
NFCA LEADOFF CLASSIC (COLUMBUS, GA.)		
2/23	vs. North Carolina	W, 3-0 (8)
	vs. No. 13 Michigan	L, 5-1 (8)
2/24	vs. Southern Illinois	L, 3-2 (9)
	vs. Hofstra	W, 4-2
2/27	at Jacksonville State	W, 1-0
USF LOUISVILLE SLUGGER TOURNAMENT (TAMPA, FLA.)		
3/2	vs. Utah	W, 9-1 (5)
	at USF	W, 9-0 (6)
3/3	vs. Central Michigan	L, 2-1
3/4	vs. Maryland	L, 5-4
	vs. New Mexico State	W, 4-2
3/7	at Troy	L, 3-1
3/10	* at Kentucky	W, 10-1 (5)
	* at Kentucky	W, 9-4 (8)
3/11	* at Kentucky	L, 2-1
3/14	* GEORGIA	L, 4-0
	* GEORGIA	L, 5-2
3/17	* OLE MISS	L, 4-2
	* OLE MISS	L, 3-2
3/18	* OLE MISS	W, 3-1
3/24	* at Mississippi State	L, 3-1
	* at Mississippi State	L, 4-1
3/25	* at Mississippi State	W, 2-1
3/27	* at Arkansas	W, 5-0
	* at Arkansas	W, 3-2
3/31	* No. 6 LSU	L, 9-0 (5)
	* No. 6 LSU	L, 4-1
4/1	* No. 6 LSU	L, 5-2
4/4	FAU	W, 4-3
4/6	* at No. 3 Alabama	L, 10-0 (5)
	* at No. 3 Alabama	L, 5-3
4/7	* at No. 3 Alabama	L, 12-4 (5)
4/10	SOUTH ALABAMA	W, 3-0
4/14	* FLORIDA	L, 3-0
4/15	* FLORIDA	W, 6-5
	* FLORIDA	L, 2-0 (8)
4/18	ALABAMA A&M	W, 9-1 (5)
	ALABAMA A&M	W, 17-0 (5)
4/21	* at No. 1 Tennessee	L, 10-0 (5)
	* at No. 1 Tennessee	L, 2-1 (8)
4/22	* at No. 1 Tennessee	L, 5-1
4/28	* SOUTH CAROLINA	W, 8-0 (5)
	* SOUTH CAROLINA	W, 1-0
4/29	* SOUTH CAROLINA	W, 3-0
5/6	FLORIDA STATE	W, 7-2

2008 38-22 (13-14 SEC)

NCAA COLLEGE STATION REGIONAL		TINA DEESE
19-6 H • 12-10 A • 7-6 N		
DATE	OPPONENT	RESULT
TIGER INVITATIONAL (AUBURN, ALA.)		
2/15	EVANSVILLE	W, 4-0
	MCNEESE STATE	W, 7-6
2/16	GARDNER WEBB	W, 2-1
	MARSHALL	W, 7-2
2/17	FURMAN	W, 5-0
2/20	at South Alabama	W, 4-3
UCF TOURNAMENT (ORLANDO, FLA.)		
2/22	at UCF	W, 1-0
	vs. George Mason	W, 3-1
2/23	vs. Drake	W, 1-0 (9)
2/24	vs. No. 12 Michigan	L, 9-0 (5)
	vs. Birmingham-Southern	W, 8-0
2/26	at Alabama A&M	W, 4-0
	at Alabama A&M	W, 6-0
NFCA LEADOFF CLASSIC (COLUMBUS, GA.)		
2/29	vs. Georgia Tech	W, 3-2
	vs. Winthrop	L, 1-0
3/1	vs. Charlotte	W, 4-0
	vs. UMass	L, 6-3
3/2	vs. Syracuse	W, 6-0
3/5	at Samford	W, 7-3
WAR EAGLE CLASSIC (AUBURN, ALA.)		
3/7	BOWLING GREEN	W, 3-1
	GEORGIA SOUTHERN	W, 3-0
3/9	TENNESSEE TECH	W, 2-0
	LIPSCOMB	W, 6-1
3/11	* No. 15 MISSISSIPPI STATE	L, 8-3
	* No. 15 MISSISSIPPI STATE	W, 5-4 (9)
3/12	* No. 15 MISSISSIPPI STATE	W, 8-0 (5)
3/15	* at Ole Miss	W, 3-1
	* at Ole Miss	W, 5-0
3/16	* at Ole Miss	W, 3-2 (11)
3/18	* ARKANSAS	W, 9-6
	* ARKANSAS	W, 5-3
3/21	* at No. 10 LSU	L, 8-1
	* at No. 10 LSU	L, 5-3 (10)
3/22	* at No. 10 LSU	L, 10-0 (6)
3/25	at Mercer	W, 10-1 (5)
	at Mercer	W, 1-0 (5)
3/29	* No. 9 TENNESSEE	L, 8-4
	* No. 9 TENNESSEE	W, 1-0
3/30	* No. 9 TENNESSEE	W, 2-1 (8)
4/2	* JACKSONVILLE STATE	W, 8-0 (6)
4/6	* at South Carolina	L, 2-0
	* at South Carolina	L, 3-2
4/9	at Georgia State	W, 1-0
	at Georgia State	W, 3-0
4/12	* No. 2 ALABAMA	L, 5-4 (8)
	* No. 2 ALABAMA	L, 12-1
4/13	* No. 2 ALABAMA	L, 4-2
4/16	* at No. 21 Georgia	L, 3-2
	* at No. 21 Georgia	W, 2-1
4/23	* TROY	L, 3-0
4/26	* at No. 1 Florida	L, 3-1
	* at No. 1 Florida	L, 7-2
4/27	* at No. 1 Florida	L, 10-1 (5)
5/3	* KENTUCKY	W, 14-1 (5)
	* KENTUCKY	W, 3-2
5/4	* KENTUCKY	W, 5-4
SEC TOURNAMENT (BATON ROUGE, LA.)		
5/8	vs. No. 15 LSU	L, 4-0
NCAA REGIONAL (COLLEGE STATION, TEXAS)		
5/16	vs. Louisiana Tech	L, 1-0 (12)
5/17	vs. Stephen F. Austin	W, 2-0
	vs. Louisiana Tech	L, 2-1



YEAR-BY-YEAR RESULTS

2009 30-29 (9-19 SEC)**NCAA ATLANTA REGIONAL****14-12 H • 8-12 A • 8-5 N****TINA DEESE**

DATE	OPPONENT	RESULT
FIU TOURNAMENT (MIAMI, FLA.)		
2/5	vs. Evansville	W, 4-0
2/6	vs. Jacksonville	W, 5-0
	vs. Texas A&M-CC	W, 2-0
2/7	at FIU	W, 2-1 (9)
	vs. No. 18 North Carolina	W, 6-5
	vs. Louisville	L, 5-3
2/10	at Jacksonville State	W, 5-2
2/11	GEORGIA STATE	W, 6-0
TIGER INVITATIONAL (AUBURN, ALA.)		
2/13	EASTERN KENTUCKY	W, 7-1
	UMKC	W, 11-3
2/14	WESTERN KENTUCKY	W, 5-3 (8)
2/15	MOREHEAD STATE	W, 2-0
2/17	at Troy	W, 3-2 (9)
FIU TOURNAMENT (MIAMI, FLA.)		
2/20	WINTHROP	W, 1-0
	MIDDLE TENNESSEE	W, 4-0
2/21	AUSTIN PEAY	W, 5-0
2/22	PURDUE	L, 3-1
DEMARINI INVITATIONAL (FULLERTON, CALIF.)		
2/27	vs. Nevada	L, 5-1
	vs. No. 11 Cal	W, 4-1
2/28	vs. Cal-Poly	L, 6-0
	vs. Indiana	W, 2-1
3/1	at Cal State Fullerton	W, 6-1
3/3	MERCER	L, 7-6 (9)
	MERCER	L, 1-0
3/7	* OLE MISS	W, 9-8 (13)
	* OLE MISS	W, 4-3
3/8	* OLE MISS	W, 8-5
3/14	* at Kentucky	L, 4-3
	* at Kentucky	L, 8-0 (5)
3/15	* at Kentucky	L, 8-0 (5)
3/17	* at Lipscomb	W, 5-1
3/18	* at Tennessee State	W, 10-0 (5)
	vs. Alabama State	W, 4-0
3/28	* SOUTH CAROLINA	W, 3-2
3/29	* SOUTH CAROLINA	W, 12-4 (6)
	* SOUTH CAROLINA	L, 5-0
4/1	* No. 1 FLORIDA	L, 3-0
	* No. 1 FLORIDA	L, 7-1
4/4	* at Arkansas	W, 4-3 (8)
	* at Arkansas	L, 4-2
4/5	* at Arkansas	W, 5-4
4/10	* at No. 12 Tennessee	L, 5-2
4/11	* at No. 12 Tennessee	L, 2-1 (11)
	* at No. 12 Tennessee	L, 3-2
4/14	* SOUTH ALABAMA	L, 3-1 (10)
4/18	* No. 6 GEORGIA	L, 7-2
	* No. 6 GEORGIA	L, 10-0
4/19	* No. 6 GEORGIA	L, 12-6
4/22	* at Mississippi State	L, 2-1 (10)
	* at Mississippi State	W, 8-3
4/25	* at No. 6 Alabama	L, 8-0 (6)
	* at No. 6 Alabama	L, 4-2 (8)
4/26	* at No. 6 Alabama	L, 6-0
5/2	* No. 20 LSU	L, 3-2
	* No. 20 LSU	W, 6-1
5/3	* No. 20 LSU	L, 4-1
SEC TOURNAMENT (KNOXVILLE, TENN.)		
5/6	vs. No. 1 Florida	L, 3-0
NCAA REGIONAL (ATLANTA, GA.)		
5/15	vs. Iowa	W, 1-0
5/16	at Georgia Tech	L, 4-1
5/17	vs. Boston	L, 5-0

2010 31-26 (11-17 SEC)**NCAA ATLANTA REGIONAL****18-8 H • 7-11 A • 6-7 N****TINA DEESE**

DATE	OPPONENT	RESULT
KAJIKAWA CLASSIC (TEMPE, ARIZ.)		
2/11	vs. No. 1 Washington	L, 5-0
2/12	at No. 5 Arizona State	L, 14-2 (5)
2/13	vs. Texas Tech	W, 6-1
	vs. Notre Dame	W, 5-2
2/14	vs. Wisconsin	W, 7-0
2/17	at Georgia State	L, 6-5 (8)
TIGER INVITATIONAL (AUBURN, ALA.)		
2/19	OHIO	W, 6-0
2/20	NEBRASKA	W, 2-1
	CENTRAL MICHIGAN	W, 6-2
2/21	SIU	W, 7-0
NFCA LEADOFF CLASSIC (COLUMBUS, GA.)		
2/26	vs. Kent State	L, 1-0 (8)
	vs. Illinois State	L, 5-4 (9)
2/27	vs. Virginia Tech	W, 2-0
	vs. Southern Illinois	L, 1-0
2/28	vs. N.C. State	W, 2-1
WAR EAGLE CLASSIC (AUBURN, ALA.)		
3/5	LOUISIANA TECH	W, 1-0
	TENNESSEE TECH	W, 9-1
3/6	GARDNER-WEBB	W, 8-0 (5)
3/7	VALPARAISO	W, 6-3 (9)
3/13	* KENTUCKY	W, 3-2
3/14	* KENTUCKY	L, 5-3
3/15	* KENTUCKY	W, 1-0 (9)
3/17	* at No. 6 Florida	L, 7-0
	* at No. 6 Florida	L, 5-4
3/18	* at No. 19 Florida State	W, 1-0 (9)
3/20	* at No. 14 LSU	L, 7-0
	* at No. 14 LSU	L, 4-3
3/21	* at No. 14 LSU	L, 4-0
3/27	* at South Carolina	W, 4-1
	* at South Carolina	W, 5-3
3/28	* at South Carolina	W, 11-3 (5)
3/31	TROY	W, 3-1
4/2	* No. 8 ALABAMA	L, 5-1
4/3	* No. 8 ALABAMA	L, 9-1
	* No. 8 ALABAMA	L, 10-2
4/7	* SAMFORD	W, 13-0 (5)
4/10	* No. 16 TENNESSEE	W, 2-1
	* No. 16 TENNESSEE	L, 2-1
4/11	* No. 16 TENNESSEE	L, 5-3
4/13	* at Mercer	W, 4-0
4/17	* at No. 13 Georgia	L, 7-0
	* at No. 13 Georgia	L, 7-5
4/18	* at No. 13 Georgia	L, 1-0
4/21	* MISSISSIPPI STATE	L, 3-2
	* MISSISSIPPI STATE	L, 2-1
4/24	* at Ole Miss	W, 3-2
	* at Ole Miss	W, 3-0
4/25	* at Ole Miss	L, 6-5
4/27	JACKSONVILLE STATE	W, 8-5
4/28	MIDDLE TENNESSEE	W, 8-0 (5)
5/8	* ARKANSAS	W, 4-3
	* ARKANSAS	W, 3-2 (8)
5/9	* ARKANSAS	W, 2-1
SEC TOURNAMENT (KNOXVILLE, TENN.)		
5/13	vs. No. 5 Florida	L, 9-1 (5)
NCAA REGIONAL (ATLANTA, GA.)		
5/21	vs. Oregon	L, 1-0
5/22	vs. Jacksonville State	W, 15-1
	at No. 8 Georgia Tech	L, 4-1

2011 40-19 (15-13 SEC)**NCAA SEATTLE REGIONAL****23-8 H • 9-8 A • 8-3 N****TINA DEESE**

DATE	OPPONENT	RESULT
AII-ALABAMA CLASSIC (BIRMINGHAM, ALA.)		
2/12	vs. Alabama State	W, 12-1 (5)
	vs. Troy	W, 2-1
2/13	vs. Jacksonville State	W, 6-3
	vs. Samford	W, 5-0
2/17	MCNEESE STATE	W, 7-5
TIGER INVITATIONAL (AUBURN, ALA.)		
2/18	SOUTHERN MISS	W, 3-0
	CAMPBELL	W, 3-1
2/19	WESTERN ILLINOIS	W, 8-1
2/20	WESTERN CAROLINA	W, 7-2
2/23	GEORGIA STATE	W, 4-2
WAR EAGLE CLASSIC (AUBURN, ALA.)		
2/25	GEORGIA SOUTHERN	W, 9-1 (5)
	BELMONT	W, 8-5
2/26	MARSHALL	W, 8-1
	MURRAY STATE	W, 14-2 (6)
2/27	MIDDLE TENNESSEE	W, 10-0 (5)
OKLAHOMA CLASSIC (NORMAN, OKLAHOMA CITY, STILLWATER, OKLA.)		
3/4	at No. 14 Oklahoma	L, 6-0
3/5	vs. UIC	W, 3-2
	vs. No. 19 Oklahoma State	W, 4-3
3/6	at No. 14 Oklahoma State	L, 3-2
3/8	UCONN	W, 8-0 (6)
	FLORIDA STATE	W, 5-3
3/11	* at Arkansas	W, 5-1
3/12	* at Arkansas	W, 9-1 (6)
3/13	* at Arkansas	W, 2-0
3/16	* at No. 3 Alabama	L, 6-1
	* at No. 3 Alabama	L, 8-2
3/18	* SOUTH CAROLINA	W, 9-1 (5)
3/19	* SOUTH CAROLINA	W, 3-0
3/20	* SOUTH CAROLINA	W, 3-2 (9)
3/23	* at South Alabama	W, 3-1
3/25	* OLE MISS	W, 4-1
3/26	* OLE MISS	L, 2-1
3/27	* OLE MISS	W, 8-0 (5)
4/1	* at No. 11 Tennessee	L, 2-1 (10)
4/2	* at No. 11 Tennessee	W, 9-1
4/3	* at No. 11 Tennessee	L, 8-0 (6)
4/6	MERCER	L, 3-0
	MERCER	W, 5-0
4/8	* at Mississippi State	L, 4-3
4/9	* at Mississippi State	W, 5-3
4/10	* at Mississippi State	W, 5-4 (8)
4/16	* No. 10 FLORIDA	L, 14-4
	* No. 10 FLORIDA	L, 8-2
4/17	* No. 10 FLORIDA	L, 13-4 (6)
4/20	* No. 23 LSU	L, 7-3
	* No. 23 LSU	L, 1-0
4/23	MISSISSIPPI VALLEY STATE	W, 11-3 (6)
	MISSISSIPPI VALLEY STATE	W, 14-1 (5)
4/29	* No. 4 GEORGIA	L, 6-1
4/30	* No. 4 GEORGIA	W, 3-1
5/1	* No. 4 GEORGIA	W, 3-2
5/6	* at No. 18 Kentucky	W, 5-3 (8)
5/7	* at No. 18 Kentucky	L, 10-2 (6)
5/8	* at No. 18 Kentucky	W, 2-1
SEC TOURNAMENT (OXFORD, MISS.)		
5/12	vs. No. 3 Florida	W, 6-2
5/13	vs. No. 7 Tennessee	L, 2-1
NCAA REGIONAL (SEATTLE, WASH.)		
5/19	vs. BYU	L, 2-1
5/20	vs. Portland State	W, 2-1
	vs. BYU	L, 4-3

**2012 33-23 (12-16 SEC)****NCAA AUSTIN REGIONAL****18-9 H • 9-8 A • 6-6 N****TINA DEESE**

DATE	OPPONENT	RESULT
2/9	ALABAMA STATE	W, 6-0
TIGER INVITATIONAL (AUBURN, ALA.)		
2/10	BOWLING GREEN	W, 10-2 (5)
	WRIGHT STATE	W, 12-4
2/11	IPFW	W, 2-0
2/12	APPALACHIAN STATE	W, 6-2
SEC/ACC/BIG 12 CHALLENGE (AUBURN, ALA.)		
2/17	No. 15 OKLAHOMA STATE	W, 8-0 (5)
2/19	VIRGINIA TECH	W, 1-0
	No. 23 GEORGIA TECH	W, 12-5
2/22	at Georgia State	W, 9-1 (5)
FLORIDA ATLANTIC TOURNAMENT (BOCA RATON, FLA.)		
2/24	vs. Florida A&M	W, 9-0 (5)
	at FAU	W, 6-1
2/25	vs. Michigan State	W, 4-1
	vs. FIU	W, 2-1
2/26	vs. Loyola Marymount	W, 10-2 (6)
DIAMOND9 CITRUS CLASSIC (ORLANDO, FLA.)		
3/2	vs. Syracuse	W, 5-0
	vs. No. 16 Michigan	L, 4-0
3/3	vs. No. 24 North Carolina	L, 1-0 (8)
	vs. No. 14 UCLA	W, 11-1
3/4	vs. Penn State	L, 3-2
WAR EAGLE CLASSIC (AUBURN, ALA.)		
3/9	& LOUISIANA TECH	W, 3-0
	& GEORGE WASHINGTON	W, 3-0
3/10	& DREXEL	W, 13-0 (5)
	& EVANSVILLE	W, 3-1
3/11	& PRESBYTERIAN	W, 8-0 (5)
3/14	* at LSU	L, 4-1
	at LSU	W, 2-0
3/16	* at No. 8 Georgia	W, 2-0
3/17	* at No. 8 Georgia	L, 6-3
3/18	* at No. 8 Georgia	L, 4-2
3/21	* at Troy	L, 7-1
3/23	* KENTUCKY	L, 8-4 (8)
3/24	* KENTUCKY	L, 5-2
3/25	* KENTUCKY	W, 2-1
3/27	* No. 2 ALABAMA	L, 4-2
	No. 2 ALABAMA	L, 5-2
3/30	* at Ole Miss	W, 9-5 (10)
3/31	* at Ole Miss	W, 7-4
4/1	* at Ole Miss	L, 6-1
4/6	* No. 10 TENNESSEE	L, 9-1 (5)
4/7	* No. 10 TENNESSEE	L, 5-3 (10)
4/8	* No. 10 TENNESSEE	L, 6-2
4/13	* at No. 3 Florida	L, 3-2
4/14	* at No. 3 Florida	L, 3-1
4/15	* at No. 3 Florida	L, 5-2
4/20	* ARKANSAS	W, 3-2 (8)
4/21	* ARKANSAS	W, 5-1
4/22	* ARKANSAS	L, 5-1
4/27	* at South Carolina	W, 1-0
4/28	* at South Carolina	W, 3-2
4/29	* at South Carolina	W, 4-1
5/4	* MISSISSIPPI STATE	L, 3-1
5/5	* MISSISSIPPI STATE	W, 4-1
5/6	* MISSISSIPPI STATE	W, 2-1
SEC TOURNAMENT (TUSCALOOSA, ALA.)		
5/10	vs. No. 5 Tennessee	L, 2-1
NCAA REGIONAL (AUSTIN, TEXAS)		
5/18	vs. Houston	L, 2-1
5/19	at No. 8 Texas	L, 6-1

2013 30-23 (7-17 SEC)**22-12 H • 6-9 A • 2-2 N****TINA DEESE**

DATE	OPPONENT	RESULT
PLAINSMAN INVITATIONAL (AUBURN, ALA.)		
2/8	FURMAN	W, 9-1
	ETSU	W, 11-3
2/9	KENT STATE	W, 5-3
2/10	ARMY	W, 8-0
	AUSTIN PEAY	W, 9-1 (5)
2/13	SAMFORD	W, 2-1
2/14	INDIANA STATE	W, 7-1
TIGER INVITATIONAL (AUBURN, ALA.)		
2/15	TENNESSEE STATE	W, 3-2
	BRYANT	W, 10-0 (5)
2/16	KANSAS	W, 8-5
2/17	UT-CHATTANOOGA	L, 6-4
2/20	GEORGIA STATE	L, 4-1
TEXAS A&M-CC TOURNAMENT (CORPUS CHRISTI, TEXAS)		
2/22	vs. Kansas	L, 11-10
	at Texas A&M-CC	W, 6-4 (5)
2/23	vs. Southern	W, 7-1
	vs. New Mexico	L, 2-1
WAR EAGLE CLASSIC (AUBURN, ALA.)		
3/1	MIDDLE TENNESSEE	W, 7-3
	GARDNER-WEBB	W, 10-0 (5)
3/2	CHARLOTTE	W, 2-1
	MINNESOTA	L, 4-3 (8)
3/3	SOUTHERN	W, 14-0 (5)
3/6	at Alabama State	W, 9-6
3/8	* No. 4 FLORIDA	L, 13-0 (5)
3/9	* No. 4 FLORIDA	W, 5-4
3/10	* No. 4 FLORIDA	L, 2-0
3/12	at Tennessee State	W, 6-1
3/13	at Middle Tennessee	W, 5-2
3/15	* No. 25 GEORGIA	L, 9-3
3/16	* No. 25 GEORGIA	L, 2-0
3/17	* No. 25 GEORGIA	L, 9-8
3/19	FLORIDA STATE	L, 6-3
3/22	* at No. 4 Alabama	L, 8-0 (6)
3/23	* at No. 4 Alabama	W, 7-4
3/24	* at No. 4 Alabama	L, 13-1 (5)
3/29	* at Mississippi State	W, 8-3
	at Mississippi State	W, 7-5
3/30	* at Mississippi State	L, 4-3
4/5	* OLE MISS	W, 9-0 (6)
4/6	* OLE MISS	W, 2-1
4/7	* OLE MISS	L, 11-9
4/9	SOUTHERN MISS	W, 3-1
4/10	TROY	W, 6-1
4/12	* at No. 3 Tennessee	L, 5-3
4/13	* at No. 3 Tennessee	L, 6-1
4/14	* at No. 3 Tennessee	L, 6-0
4/19	* SOUTH CAROLINA	L, 8-4
4/20	* SOUTH CAROLINA	W, 7-1
4/21	* SOUTH CAROLINA	L, 3-1
4/27	APPALACHIAN STATE	W, 9-0 (5)
	APPALACHIAN STATE	W, 10-0 (5)
5/3	* at Arkansas	L, 6-0
5/4	* at Arkansas	L, 8-7 (8)
5/5	* at Arkansas	L, 5-0

2014 42-19-1 (11-13 SEC)**NCAA MINNEAPOLIS REGIONAL****28-7 H • 6-9-1 A • 8-3 N****CLINT MYERS**

DATE	OPPONENT	RESULT
2/6	at Troy	T, 5-5 (6)
PLAINSMAN INVITE (AUBURN, ALA.)		
2/7	NORTH DAKOTA STATE	W, 11-3 (6)
2/8	MOREHEAD STATE	W, 12-0 (5)
	ULM	W, 9-2
2/9	NOTRE DAME	L, 3-2 (8)
	TENNESSEE TECH	W, 8-4
TIGER INVITATIONAL (AUBURN, ALA.)		
2/14	MARSHALL	W, 19-5 (5)
	LOYOLA	W, 11-2 (5)
2/15	NEBRASKA-OMAHA	W, 4-2
	WESTERN ILLINOIS	W, 6-0
2/16	WINTHROP	W, 16-0 (5)
WILSON/DEMARINI CLASSIC (AUBURN, ALA.)		
2/21	JACKSONVILLE STATE	W, 6-5 (9)
	SAMFORD	W, 3-0
2/22	JACKSONVILLE STATE	W, 13-3 (5)
2/23	PURDUE	W, 8-0 (5)
2/26	No. 9 FLORIDA STATE	L, 5-4
DIAMOND 9 CITRUS CLASSIC (ORLANDO, FLA.)		
2/28	vs. No. 4 Oregon	L, 3-0
	vs. Illinois State	W, 3-2
3/1	vs. Syracuse	W, 10-1
	vs. Maryland	W, 16-3 (5)
3/2	vs. Radford	W, 8-0 (5)
3/7	* No. 24 LSU	L, 4-1
3/8	* No. 24 LSU	W, 6-4
3/9	* No. 24 LSU	W, 7-0
3/12	TROY	W, 13-5 (5)
WAR EAGLE CLASSIC (AUBURN, ALA.)		
3/14	RADFORD	W, 9-0 (5)
	IPFW	W, 10-0 (5)
3/15	SAVANNAH STATE	W, 22-0 (5)
	BALL STATE	W, 15-3 (5)
3/19	MURRAY STATE	W, 10-0 (5)
	MURRAY STATE	W, 11-7
3/21	* MISSISSIPPI STATE	W, 11-3 (6)
3/22	* MISSISSIPPI STATE	W, 5-2
3/23	* MISSISSIPPI STATE	L, 5-2
3/26	at Georgia State	W, 16-1 (5)
3/28	* at No. 10 Kentucky	W, 7-6
3/30	* at No. 10 Kentucky	W, 6-4
	at No. 10 Kentucky	L, 2-1
4/4	* at No. 6 Florida	L, 4-2
4/5	* at No. 6 Florida	L, 7-6
4/6	* at No. 6 Florida	L, 1-0 (8)
4/11	* No. 16 MISSOURI	L, 4-2
4/12	* No. 16 MISSOURI	L, 8-7
4/13	* No. 16 MISSOURI	L, 7-6
4/16	+ vs. No. 6 Alabama	W, 6-2
4/19	* at No. 15 Georgia	L, 11-2 (5)
	at No. 15 Georgia	L, 8-4
4/20	* at No. 15 Georgia	W, 8-1
4/23	ALABAMA STATE	W, 5-3
4/25	* No. 23 TEXAS A&M	W, 7-6
4/26	* No. 23 TEXAS A&M	W, 6-0
4/27	* No. 23 TEXAS A&M	W, 9-1
5/2	* at South Carolina	W, 5-3
5/3	* at South Carolina	L, 7-4
5/4	* at South Carolina	L, 4-2
SEC TOURNAMENT (Columbia, S.C.)		
5/7	at South Carolina	W, 7-5
5/8	vs. No. 6 Alabama	L, 8-4
NCAA REGIONAL (MINNEAPOLIS, MINN.)		
5/16	vs. North Dakota State	L, 5-2
5/17	vs. Green Bay	W, 9-1 (5)
	vs. North Dakota State	W, 1-0
5/18	at No. 14 Minnesota	W, 4-3 (8)
	at No. 14 Minnesota	L, 8-6



YEAR-BY-YEAR RESULTS

2015 56-11 (18-6 SEC)

SEC TOURNAMENT CHAMPIONS

NCAA AUBURN REGIONAL

NCAA AUBURN SUPER REGIONAL

WOMEN'S COLLEGE WORLD SERIES (T-3RD)

32-3 H • 13-5 A • 11-3 N CLINT MYERS

DATE	OPPONENT	RESULT
PLAINSMAN INVITE (AUBURN, ALA.)		
2/5	TROY	W, 15-5 (5)
2/6	UAB	W, 11-2 (5)
2/7	EVANSVILLE	W, 12-0 (5)
	GEORGE WASHINGTON	W, 8-0 (5)
2/8	APPALACHIAN STATE	W, 9-0 (5)
	UT-CHATTANOOGA	W, 12-1 (5)
TIGER INVITATIONAL (AUBURN, ALA.)		
2/12	MERCER	W, 7-3
	GEORGIA STATE	W, 20-8 (5)
2/13	BALL STATE	W, 12-1 (5)
2/14	MERCER	W, 9-1 (5)
	EASTERN ILLINOIS	W, 9-1 (5)
2/15	WINTHROP	W, 15-4 (5)
2/18	GEORGIA STATE	W, 10-0 (5)
USF WILSON/DEMARINI CLASSIC (TAMPA, FLA.)		
2/20	vs. Dartmouth	L, 4-2
	at USF	W, 6-2
2/21	vs. Marshall	W, 5-4
	vs. Dartmouth	W, 6-3
2/22	at USF	W, 8-0
WILSON/DEMARINI CLASSIC (AUBURN, ALA.)		
2/26	TEXAS STATE	W, 6-2
2/27	OHIO STATE	W, 14-2 (5)
2/28	SIUE	W, 8-5
3/1	SAMFORD	W, 13-0 (5)
JUDI GARMAN CLASSIC (FULLERTON, ALA.)		
3/5	vs. Long Beach State	W, 8-7 (8)
	vs. Pacific	W, 4-1
3/6	vs. No. 13 Arizona	W, 20-2 (5)
	at Cal State Fullerton	L, 3-2
3/7	vs. No. 22 Arizona State	W, 7-4
3/11	at Troy	W, 2-0
3/14	* at Ole Miss	W, 14-3 (5)
3/15	* at Ole Miss	W, 7-3
3/16	* at Ole Miss	W, 10-2 (6)
3/20	* No. 12 KENTUCKY	W, 5-0
3/21	* No. 12 KENTUCKY	W, 4-1
	* No. 12 KENTUCKY	W, 9-7
3/25	at No. 11 Florida State	L, 10-7
	at No. 11 Florida State	W, 10-4
3/27	* at No. 20 Missouri	W, 14-6
3/28	* at No. 20 Missouri	L, 5-4 (8)
3/29	* at No. 20 Missouri	W, 10-8
4/2	* No. 11 TENNESSEE	W, 6-2
4/3	* No. 11 TENNESSEE	L, 8-6
4/4	* No. 11 TENNESSEE	W, 12-9
4/8	UAB	W, 10-6
4/10	* at No. 23 Texas A&M	W, 8-1
4/11	* at No. 23 Texas A&M	L, 12-4 (5)
4/11	* at No. 23 Texas A&M	W, 12-4
4/17	* No. 6 ALABAMA	L, 6-0
4/18	* No. 6 ALABAMA	L, 13-3
	* No. 6 ALABAMA	W, 13-12 (8)
4/24	* ARKANSAS	W, 9-1 (6)
4/25	* ARKANSAS	W, 9-1 (5)
4/26	* ARKANSAS	W, 10-2 (5)
5/1	* at No. 6 LSU	W, 2-1
5/2	* at No. 6 LSU	W, 1-0
5/3	* at No. 6 LSU	L, 7-1
SEC TOURNAMENT (BATON ROUGE, LA.)		
5/7	vs. No. 13 Missouri	W, 5-2
5/8	vs. No. 4 Alabama	W, 7-1
5/9	vs. No. 11 Tennessee	W, 6-5 (9)
NCAA REGIONAL (AUBURN, ALA.)		
5/15	TENNESSEE TECH	W, 4-1
5/16	SOUTH ALABAMA	W, 1-0
5/17	SOUTH ALABAMA	W, 7-4
NCAA SUPER REGIONAL (AUBURN, ALA.)		
5/22	No. 11 UL-LAFAYETTE	W, 12-11 (8)
5/23	No. 11 UL-LAFAYETTE	W, 6-3
WOMEN'S COLLEGE WORLD SERIES (OKLAHOMA CITY, OKLA.)		
5/28	vs. No. 5 LSU	L, 6-1
5/30	vs. No. 8 Tennessee	W, 4-2
	vs. No. 7 UCLA	W, 11-10 (10)
5/31	vs. No. 1 Florida	L, 3-2 (9)

2016 58-12 (16-7 SEC)

SEC TOURNAMENT CHAMPIONS

NCAA AUBURN REGIONAL

NCAA AUBURN SUPER REGIONAL

WOMEN'S COLLEGE WORLD SERIES (2ND)

35-6 H • 12-3 A • 11-3 N CLINT MYERS

DATE	OPPONENT	RESULT
2/11	APPALACHIAN STATE	W, 9-0 (5)
PLAINSMAN INVITE (AUBURN, ALA.)		
2/12	WESTERN KENTUCKY	W, 19-1 (5)
2/13	BUTLER	W, 28-2 (5)
	FURMAN	W, 9-2
2/14	APPALACHIAN STATE	W, 22-5 (5)
2/17	at No. 15 UCF	W, 2-0
MICHELE SMITH PCF INVITATIONAL (CLEARWATER, FLA.)		
2/19	vs. Oklahoma State	W, 6-1
	vs. USF	W, 6-0
2/20	vs. No. 19 James Madison	L, 3-2
	vs. DePaul	W, 18-0 (5)
2/21	vs. Fordham	W, 18-1 (5)
2/25	BOSTON COLLEGE	W, 5-1
TIGER INVITATIONAL (AUBURN, ALA.)		
2/26	BOSTON COLLEGE	W, 6-0
2/27	ST. JOHN'S	W, 9-0 (5)
	WESTERN ILLINOIS	W, 14-1 (5)
2/28	INDIANA STATE	W, 21-0 (5)
WILSON/DEMARINI CLASSIC (AUBURN, ALA.)		
3/4	INDIANA	W, 8-7 (8)
3/5	MURRAY STATE	W, 10-0 (5)
	BRYANT	W, 10-0 (6)
3/6	GEORGIA STATE	W, 7-0
	GEORGIA STATE	W, 9-0 (6)
3/9	TENNESSEE STATE	W, 7-0
	TENNESSEE STATE	W, 8-0 (5)
3/12	* No. 1 FLORIDA	L, 6-3
3/13	* No. 1 FLORIDA	L, 8-5
3/14	* No. 1 FLORIDA	W, 5-4
3/16	* at Samford	W, 18-1 (5)
3/18	* at Mississippi State	W, 3-2 (14)
3/19	* at Mississippi State	L, 6-3
3/20	* at Mississippi State	W, 2-0
3/23	* at Georgia State	W, 8-4
3/25	* SOUTH CAROLINA	W, 10-0 (5)
3/26	* SOUTH CAROLINA	W, 5-2
	* SOUTH CAROLINA	W, 4-3
4/1	* at No. 12 Kentucky	W, 9-0 (5)
4/2	* at No. 12 Kentucky	W, 6-5
4/3	* at No. 12 Kentucky	W, 3-1 (9)
4/6	TROY	W, 8-1
4/8	LONGWOOD	W, 2-1
4/9	LONGWOOD	W, 5-2
4/10	LONGWOOD	W, 6-5
4/13	at UAB	W, 8-1
4/15	* at Arkansas	W, 21-0 (5)
4/16	* at Arkansas	W, 23-0 (5)
4/17	* at Arkansas	W, 10-0 (5)
4/20	No. 8 FLORIDA STATE	W, 9-6
	No. 8 FLORIDA STATE	L, 4-3
4/22	* No. 13 GEORGIA	W, 4-3
4/23	* No. 13 GEORGIA	W, 13-2 (5)
4/24	* No. 13 GEORGIA	W, 2-1
5/1	* at No. 13 Tennessee	L, 10-2 (5)
	* at No. 13 Tennessee	L, 12-1 (5)
5/6	* No. 17 TEXAS A&M	L, 6-5 (8)
5/7	* No. 17 TEXAS A&M	L, 13-6
5/8	* No. 17 TEXAS A&M	W, 5-4
SEC TOURNAMENT (STARKVILLE, MISS.)		
5/13	vs. No. 4 Alabama	W, 6-4
	vs. No. 1 Florida	W, 2-1
5/14	vs. No. 13 LSU	W, 7-1
NCAA REGIONAL (AUBURN, ALA.)		
5/20	JACKSONVILLE STATE	W, 2-1
5/21	USC UPSTATE	W, 6-1 (5)
5/22	JACKSONVILLE STATE	W, 14-2 (5)
NCAA SUPER REGIONAL (AUBURN, ALA.)		
5/28	No. 18 ARIZONA	L, 5-3
5/29	No. 18 ARIZONA	W, 4-1
	No. 18 ARIZONA	W, 6-1
WOMEN'S COLLEGE WORLD SERIES (OKLAHOMA CITY, OKLA.)		
6/2	vs. No. 12 UCLA	W, 10-3
6/4	vs. No. 16 Georgia	W, 4-3
6/5	vs. No. 8 Florida State	W, 8-7 (8)
6/6	vs. No. 3 Oklahoma	L, 3-2
6/7	vs. No. 3 Oklahoma	W, 11-7
6/8	vs. No. 3 Oklahoma	L, 2-1

2017 49-12 (17-7 SEC)

NCAA AUBURN REGIONAL

NCAA AUBURN SUPER REGIONAL

31-6 H • 10-4 A • 8-2 N CLINT MYERS

DATE	OPPONENT	RESULT
TRIPLE CROWN TOURNAMENT (PUERTO VALLARTA, MEXICO)		
2/9	vs. No. 1 Oklahoma	W, 3-2
	vs. No. 13 Washington	L, 2-1 (10)
2/10	vs. Nebraska	W, 3-2
2/11	vs. BYU	W, 3-0
2/16	SIUE	W, 4-3 (8)
PLAINSMAN INVITATIONAL (AUBURN, ALA.)		
2/17	CREIGHTON	W, 8-0 (5)
	SIUE	W, 8-1
2/18	EVANSVILLE	W, 5-3
	CREIGHTON	W, 9-0 (5)
2/19	MERCER	W, 10-1 (5)
2/23	NORTH DAKOTA	W, 6-0
TIGER INVITATIONAL (AUBURN, ALA.)		
2/24	UMASS-LOWELL	W, 13-0 (5)
	NORTH DAKOTA	W, 8-0 (6)
	YALE	W, 9-0 (5)
2/26	No. 13 JAMES MADISON	W, 4-0
	No. 13 JAMES MADISON	L, 1-0
3/2	LIBERTY	W, 15-0 (5)
WILSON/DEMARINI CLASSIC (AUBURN, ALA.)		
3/3	LIBERTY	W, 9-1 (6)
3/4	COLLEGE OF CHARLESTON	W, 14-0 (5)
	TEXAS STATE	W, 8-1
3/5	COLLEGE OF CHARLESTON	W, 8-0 (5)
3/8	ALABAMA STATE	W, 14-0 (5)
3/10	* No. 12 LSU	W, 5-4
3/12	* No. 12 LSU	L, 8-0 (6)
	* No. 12 LSU	W, 5-4
USF TOURNAMENT (CLEARWATER, FLA.)		
3/17	vs. North Dakota State	W, 2-1
	at USF	W, 4-0
2/18	vs. Illinois	W, 6-2
	vs. Ohio State	W, 8-0 (6)
2/19	vs. LIU Brooklyn	W, 9-4
3/25	* at No. 2 Florida	L, 4-3
3/26	* at No. 2 Florida	L, 7-0
3/27	* at No. 2 Florida	W, 1-0
3/31	* at No. 16 Georgia	W, 7-5
4/1	* at No. 16 Georgia	W, 13-4
4/2	* at No. 16 Georgia	W, 4-3
4/7	* No. 21 OLE MISS	W, 3-1
4/8	* No. 21 OLE MISS	L, 10-4
4/9	* No. 21 OLE MISS	W, 3-1
4/12	GEORGIA STATE	W, 6-3
4/14	MISSOURI	L, 6-1
4/15	MISSOURI	W, 5-4
4/16	MISSOURI	W, 6-1
4/19	KENNESAW STATE	W, 7-3
4/21	* at South Carolina	W, 2-0
4/22	* at South Carolina	W, 2-0
4/23	* at South Carolina	L, 3-0
4/26	at Alabama State	W, 14-1 (6)
4/28	MISSISSIPPI STATE	W, 4-2
4/29	MISSISSIPPI STATE	W, 6-2
4/30	MISSISSIPPI STATE	W, 6-3
5/5	* at No. 14 Alabama	W, 3-0 (9)
5/6	* at No. 14 Alabama	W, 4-1
5/7	* at No. 14 Alabama	L, 3-2
SEC TOURNAMENT (KNOXVILLE, TENN.)		
5/11	vs. No. 18 Kentucky	W, 2-0
5/13	vs. No. 21 LSU	L, 6-0
NCAA REGIONAL (AUBURN, ALA.)		
5/19	ETSU	W, 11-0 (5)
5/20	CAL	W, 4-3 (9)
5/21	CAL	W, 8-2
NCAA SUPER REGIONAL (AUBURN, ALA.)		
5/26	No. 6 OKLAHOMA	L, 4-0
5/27	No. 6 OKLAHOMA	L, 5-2



2018 41-17 (11-12 SEC)

NCAA TALLAHASSEE REGIONAL

29-3 H • 8-9 A • 4-5 N MICKEY DEAN

DATE	OPPONENT	RESULT
PLAINS MAN INVITE (AUBURN, ALA.)		
2/8	MARSHALL	W, 4-0
	WICHITA STATE	W, 2-0
2/9	TENNESSEE TECH	W, 3-0
	FURMAN	W, 2-0
2/10	TENNESSEE TECH	W, 18-0 (5)
	FURMAN	W, 9-1 (6)
2/14	at Troy	W, 5-0
TIGER INVITE (AUBURN, ALA.)		
2/16	DELAWARE	W, 15-0
	SAINT FRANCIS (PA.)	W, 4-3
2/17	MARYLAND	W, 12-1 (5)
	SAINT FRANCIS (PA.)	W, 5-0
2/18	MARYLAND	W, 8-0 (5)
	GEORGIA STATE	W, 5-0
2/21	at CSUN	W, 8-0
MARY NUTTER CLASSIC (CATHEDRAL CITY, CALIF.)		
2/22	vs. Notre Dame	W, 6-2
	vs. Wisconsin	L, 3-2
2/23	vs. San Jose State	W, 4-0
2/24	vs. Oregon State	W, 10-7
	vs. Long Beach State	L, 6-3
WILSON/DEMARINI CLASSIC (AUBURN, ALA.)		
3/2	UNC-WILMINGTON	W, 9-0 (5)
	WESTERN CAROLINA	W, 9-0 (5)
3/3	WESTERN CAROLINA	W, 5-0
	WESTERN ILLINOIS	W, 6-2
3/4	WESTERN ILLINOIS	W, 7-0
	UNC-WILMINGTON	W, 6-1
3/9	* at No. 8 LSU	L, 3-2 (14)
3/10	* at No. 8 LSU	L, 3-2
3/11	* at No. 8 LSU	L, 1-0
3/12	at Southern Miss	W, 9-2
	at Southern Miss	W, 5-0
3/16	* No. 12 ALABAMA	L, 2-0
3/17	* No. 12 ALABAMA	W, 3-1
3/18	* No. 12 ALABAMA	W, 2-1
3/21	ALABAMA STATE	W, 22-0 (5)
3/23	* No. 19 KENTUCKY	W, 3-1
3/24	* No. 19 KENTUCKY	W, 1-0 (12)
3/25	* No. 19 KENTUCKY	W, 6-4
3/30	* at Ole Miss	W, 3-1
3/31	* at Ole Miss	W, 5-1
4/1	* at Ole Miss	L, 3-2 (8)
4/4	KENNESAW STATE	W, 2-1
4/6	* No. 8 TENNESSEE	L, 2-1 (8)
4/7	* No. 8 TENNESSEE	W, 2-0
4/8	* No. 8 TENNESSEE	W, 6-0
4/13	* at Missouri	L, 5-4
4/14	* at Missouri	L, 5-1
4/20	* No. 16 ARKANSAS	W, 11-1 (5)
4/21	* No. 16 ARKANSAS	L, 4-2 (10)
	No. 16 ARKANSAS	W, 4-2
4/27	* at No. 11 Texas A&M	L, 3-1
4/28	* at No. 11 Texas A&M	L, 1-0
4/29	* at No. 11 Texas A&M	L, 7-1
5/6	at Chattanooga	W, 7-0
	at Chattanooga	W, 9-0
SEC TOURNAMENT (COLUMBIA, MO.)		
5/9	vs. No. 13 Alabama	L, 6-4
NCAA REGIONAL (TALLAHASSEE, FLA.)		
5/18	vs. Kennesaw State	W, 5-2
5/19	vs. No. 6 Florida State	L, 2-1 (8)
	vs. Jacksonville State	L, 3-2

2019 39-21 (10-14 SEC)

NCAA TUCSON REGIONAL

24-7 H • 5-8 A • 10-6 N MICKEY DEAN

DATE	OPPONENT	RESULT
SAND DOLLAR CLASSIC (GULF SHORES, ALA.)		
Feb. 8	vs. Tennessee State	W, 11-4
	vs. Western Kentucky	W, 8-0 (5)
Feb. 9	vs. Missouri State	L, 3-4
	vs. Louisiana Tech	L, 1-2
Feb. 10	vs. Florida A&M	W, 10-2 (6)
PLAINS MAN INVITE (AUBURN, ALA.)		
Feb. 14	UAB	W, 9-0 (5)
Feb. 15	FURMAN	PPD
Feb. 16	DRAKE	W, 2-0
	TEXAS TECH	L, 4-5
Feb. 17	FURMAN	W, 15-1 (5)
	UAB	W, 11-3 (5)
TIGER INVITE (AUBURN, ALA.)		
Feb. 22	VILLANOVA	W, 8-0 (5)
	NORTH DAKOTA STATE	W, 4-1
Feb. 23	EASTERN ILLINOIS	W, 6-0
	NORTH DAKOTA STATE	W, 10-2 (5)
Feb. 24	VILLANOVA	W, 11-1 (6)
	TROY	W, 3-1
JUDI GARMAN CLASSIC (FULLERTON, CALIF.)		
Feb. 28	vs. Loyola Marymount	W, 9-2
	vs. UTAH	W, 7-1
Mar. 1	vs. No. 20 Oregon	W, 8-0 (5)
	vs. No. 5 Washington	L, 8-6 (9)
WILSON/DEMARINI CLASSIC (AUBURN, ALA.)		
Mar. 7	MICHIGAN STATE	W, 5-0
Mar. 8	RADFORD	W, 5-2
	MERCER	W, 10-2
Mar. 9	LOUISVILLE	W, 6-2
	MICHIGAN STATE	W, 3-2
	RADFORD	W, 7-2
Mar. 10	at Georgia State	W, 12-1 (5)
Mar. 15	* TEXAS A&M	W, 7-6
Mar. 16	* TEXAS A&M	W, 8-1
Mar. 17	* TEXAS A&M	W, 12-4 (6)
Mar. 22	* at Mississippi State	L, 7-6
Mar. 23	* at Mississippi State	W, 7-4 (8)
Mar. 24	* at Mississippi State	W, 9-0 (5)
Mar. 27	KENNESAW STATE	W, 4-2
Mar. 29	* No. 12 GEORGIA	L, 7-6
Mar. 30	* No. 12 GEORGIA	L, 3-2
Mar. 31	* No. 12 GEORGIA	W, 9-5
Apr. 6	* at No. 5 Tennessee	W, 10-5
Apr. 7	* at No. 5 Tennessee	W, 3-0
Apr. 7	* at No. 5 Tennessee	L, 8-1
Apr. 12	* No. 16 SOUTH CAROLINA	W, 5-4
Apr. 13	* No. 16 SOUTH CAROLINA	L, 10-1
Apr. 14	* No. 16 SOUTH CAROLINA	L, 8-4
Apr. 17	ALABAMA STATE	W, 8-0
Apr. 20	* at No. 24 Kentucky	L, 7-0
Apr. 21	* at No. 24 Kentucky	L, 7-3
Apr. 22	* at No. 24 Kentucky	L, 7-0
Apr. 26	* No. 7 FLORIDA	L, 7-0
Apr. 27	* No. 7 FLORIDA	W, 2-1 (10)
Apr. 28	* No. 7 FLORIDA	L, 6-1
May 3	* at No. 20 Arkansas	L, 1-0
May 4	* at No. 20 Arkansas	L, 7-1
May 5	* at No. 20 Arkansas	L, 5-2
SEC TOURNAMENT (COLLEGE STATION, TEXAS)		
May 8	vs. Missouri	W, 3-0
May 9	vs. No. 11 Tennessee	W, 2-0
May 10	vs. No. 9 Florida	L, 3-0
NCAA REGIONAL (TUCSON, ARIZ.)		
May 17	vs. Colorado State	W, 10-5
May 18	vs. No. 6 Arizona	L, 2-1
May 18	vs. Colorado State	W, 8-0 (5)
May 19	vs. No. 6 Arizona	L, 12-3

2020 16-11 (0-3 SEC)

11-2 H • 1-3 A • 4-6 N MICKEY DEAN

DATE	OPPONENT	RESULT
NCAA LEADOFF CLASSIC (CLEARWATER, FLA.)		
Feb. 7	vs. Baylor	L, 0-8 (5)
	vs. Notre Dame	W, 4-1
Feb. 8	vs. Liberty	W, 5-3
	vs. Texas State	W, 3-1
Feb. 9	vs. Illinois	L, 0-2
Feb. 8	KENNESAW STATE	L, 1-4
PLAINS MAN INVITATIONAL (AUBURN, ALA.)		
Feb. 14	UNCW	W, 8-7 (10)
	ALABAMA STATE	W, 9-1 (5)
Feb. 15	ALABAMA STATE	W, 7-0
	UNCW	W, 18-1 (5)
Feb. 16	UNCW	W, 10-1 (5)
MARY NUTTER CLASSIC (CATHEDRAL CITY, CALIF.)		
Feb. 20	vs. No. 16 Arizona State	L, 0-13 (5)
Feb. 21	vs. No. 25 Northwestern	W, 6-4
	vs. California	L, 1-8
Feb. 22	vs. No. 5 Arizona	L, 0-2
Feb. 23	vs. No. 1 UCLA	L, 1-11 (5)
TIGER INVITE (AUBURN, ALA.)		
Feb. 28	GEORGIA SOUTHERN	W, 5-4 (9)
	No. 18 MINNESOTA	L, 4-5
Feb. 29	No. 18 MINNESOTA	W, 5-1
	BINGHAMTON	W, 10-3
Mar. 1	BINGHAMTON	W, 11-6
	GEORGIA SOUTHERN	W, 6-0
Mar. 6	* at No. 7 Florida	L, 0-6
Mar. 7	* at No. 7 Florida	L, 1-2 (11)
Mar. 8	* at No. 7 Florida	L, 0-11 (5)
Mar. 10	* at Jacksonville	W, 6-2
Mar. 11	GEORGIA STATE	W, 2-1

The remainder of the 2020 season was suspended on March 12 due to the COVID-19 pandemic.



RECORD VERSUS OPPONENT

TEAM	W	L	PCT.	FIRST/LAST	STREAK
Akron	1	0	1.000	2000/2000	W1
Alabama	22	47	.319	1997/2018	L1
Alabama A&M	10	0	1.000	1999/2008	W10
Alabama State	13	0	1.000	2004/2020	W13
Appalachian State	6	0	1.000	2012/2016	W6
Arizona	3	7	.300	2002/2020	L3
Arizona State	1	4	.200	2002/2020	L1
Arkansas	38	28	.576	1997/2019	L3
Army	1	0	1.000	2013/2013	W1
Austin Peay	6	0	1.000	2001/2013	W6
Ball State	6	1	.857	2001/2015	W6
Baylor	0	2	.000	2004/2020	L2
Belmont	1	0	1.000	2011/2011	W1
Binghamton	2	0	1.000	2020/2020	W2
Birmingham Southern	5	0	1.000	2003/2008	W5
Boston	0	1	.000	2009/2009	L1
Boston College	5	1	.833	2005/2016	W5
Bowling Green	2	0	1.000	2008/2012	W2
Bryant	2	0	1.000	2013/2013	W2
Butler	1	0	1.000	2016/2016	W1
BYU	1	2	.333	2011/2017	W1
Cal State Northridge	1	1	.500	2004/2018	W1
Cal State-Fullerton	1	2	.333	2001/2015	L1
California	3	1	.750	2009/2020	L1
Cal-Poly	0	1	.000	2009/2009	L1
Campbell	1	0	1.000	2011/2011	W1
Canisius	0	1	.000	1997/1997	L1
Centenary	2	1	.667	2001/2006	L1
Central Michigan	2	2	.500	1997/2010	W1
Charleston Southern	3	0	1.000	1997/2002	W3
Charlotte	3	0	1.000	1997/2013	W3
Chattanooga	4	1	.800	2003/2018	W3
Coastal Carolina	4	0	1.000	1997/1999	W4
College of Charleston	4	0	1.000	2005/2017	W4
Colorado State	2	0	1.000	2019/2019	W2
Connecticut	1	0	1.000	2011/2011	W1
Creighton	3	0	1.000	2000/2017	W3
Dartmouth	1	1	.500	2015/2015	W1
Delaware	1	0	1.000	2018/2018	W1
DePaul	1	4	.200	1998/2016	W1
Drake	2	0	1.000	2008/2019	W2
Drexel	1	0	1.000	2012/2012	W1
East Carolina	1	0	1.000	1998/1998	W1
East Tennessee State	2	0	1.000	2013/2017	W2
Eastern Illinois	2	0	1.000	2015/2019	W2
Eastern Kentucky	2	1	1.000	1998/2009	W2
Elon	0	1	.000	1998/1998	L1
Evansville	8	0	1.000	2004/2017	W8
Florida A&M	6	2	.750	1997/2019	W5
Florida Atlantic	5	5	.500	1997/2012	W2
Florida International	5	1	.833	2002/2012	W2
Florida State	10	17	.375*	1997/2018	L1
Florida	22	46	.324	1997/2020	L5
Fordham	1	0	1.000	2016/2016	W1
Fresno State	0	1	.000	2004/2004	L1
Furman	8	0	1.000	2004/2019	W8
Gardner-Webb	5	0	1.000	2005/2013	W5
George Mason	1	0	1.000	2008/2008	W1
George Washington	2	0	1.000	2012/2015	W2
Georgia Southern	5	1	.833	1999/2020	W5
Georgia State	19	5	.792	1999/2020	W10
Georgia Tech	4	7	.364	1997/2012	W1
Georgia	23	37	.383	1997/2019	W1
Green Bay	1	0	1.000	2014/2014	W1
Harvard	1	2	.333	1997/1997	L2
Hawaii	1	2	.333	2001/2007	L2
Hofstra	1	1	.500	2004/2007	W1

TEAM	W	L	PCT.	FIRST/LAST	STREAK
Houston	0	1	.000	2012/2012	L1
Illinois	1	1	.500	2018/2020	L1
Illinois State	2	3	.400	1999/2014	W1
Illinois-Chicago	1	0	1.000	2011/2011	W1
Indiana State	3	0	1.000	2000/2016	W3
Indiana	4	0	1.000	2000/2016	W4
Iowa State	0	1	.000	2002/2002	L1
Iowa	2	2	.500	1997/2009	W1
IPFW	2	0	1.000	2012/2014	W2
Jacksonville State	18	2	.900	1997/2018	L1
Jacksonville	2	0	1.000	2009/2020	W2
James Madison	1	2	.333	2016/2017	L1
Kansas	1	2	.333	1988/2013	L1
Kennesaw State	4	1	.800	2017/2020	L1
Kent State	1	2	.333	2000/2013	W1
Kentucky	41	20	.672	1997/2019	L3
LaGrange	2	0	1.000	1998/1998	W2
Liberty	3	0	1.000	2017/2020	W3
Lipscomb	3	1	.750	2003/2009	W3
LIU Brooklyn	1	0	1.000	2017/2017	W1
Long Beach State	1	1	.500	2015/2018	L1
Longwood	3	0	1.000	2016/2016	W3
Louisiana	2	1	.667	2003/2015	W2
Louisiana Monroe	1	9	.100	2014/2014	W1
Louisiana Tech	5	1	.833	2000/2019	L1
Louisville	1	1	.500	2009/2019	W1
Loyola	1	0	1.000	2014/2014	W1
Loyola Marymount	2	0	1.000	2012/2019	W2
LSU	20	52	.278	1997/2018	L4
Marist	1	0	1.000	2006/2006	W1
Marshall	7	0	1.000	2005/2018	W7
Maryland	3	1	.750	2007/2018	W3
Massachusetts	1	1	.500	1998/2008	L1
McNeese State	2	0	1.000	2008/2011	W2
Mercer	19	4	.826	2000/2019	W5
Miami (Ohio)	2	0	1.000	2000/2006	W2
Michigan State	3	2	.600	1997/2019	W3
Michigan	0	5	.000	2000/2012	L5
Middle Tennessee	12	2	.857	1997/2013	W10
Minnesota	3	4	.429	1998/2020	W1
Mississippi State	34	32	.515	1997/2019	W2
Miss. Valley State	2	0	1.000	2011/2011	W2
Missouri State	0	1	.000	2019/2019	L1
Missouri	8	8	.500	2003/2019	W1
Missouri-Kansas City	2	0	1.000	2002/2009	W2
Morehead State	2	0	1.000	2009/2014	W2
Murray State	4	0	1.000	2011/2016	W4
Nebraska	2	3	.400	1998/2017	W2
Nebraska-Omaha	1	0	1.000	2014/2014	W1
Nevada	0	1	.000	2009/2009	L1
New Mexico State	1	0	1.000	2002/2002	W1
New Mexico	0	3	.000	1999/2013	L3
North Carolina State	1	0	1.000	2010/2010	W1
North Carolina	2	1	.667	2007/2012	L1
North Dakota State	5	1	.833	2014/2019	W4
North Dakota	2	0	1.000	2017/2017	W2
North Texas	1	0	1.000	2004/2004	W1
Northern Illinois	1	0	1.000	2001/2001	W1
Northwestern State	1	0	1.000	2004/2004	W1
Northwestern	1	1	.500	2003/2020	W1
Notre Dame	4	5	.800	1997/2020	W2
Ohio State	4	2	.667	2001/2017	W3
Ohio	1	0	1.000	2010/2010	W1
Oklahoma State	4	1	.800	2000/2016	W2
Oklahoma	2	6	.250	2002/2017	L2
Ole Miss	45	19	.703	1997/2018	L1
Oregon	1	3	.250	1999/2019	W1

TEAM	W	L	PCT.	FIRST/LAST	STREAK
Oregon State	1	0	1.000	2018/2018	W1
Pacific	1	2	.333	1999/2015	W1
Penn State	2	1	.667	1999/2012	L1
Portland State	3	0	1.000	1999/2011	W3
Presbyterian	1	0	1.000	2012/2012	W1
Purdue	2	1	.667	2001/2014	W1
Radford	4	1	.800	1997/2019	W4
Sacramento State	2	0	1.000	2004/2005	W2
Sam Houston State	1	0	1.000	2003/2003	W1
Samford	16	6	.727	1997/2016	W9
San Diego State	1	0	1.000	2004/2004	W1
San Jose State	1	0	1.000	2018/2018	W1
Savannah State	1	0	1.000	2014/2014	W1
SIU Edwardsville	4	0	1.000	2010/2017	W4
South Alabama	5	1	.833	2007/2015	W3
South Carolina	35	28	.556	1997/2019	L2
Southeastern Louisiana	4	0	1.000	1998/2010	W4
Southern Illinois	1	3	.250	1998/2010	L3
Southern Miss	5	0	1.000	2006/2018	W5
Southern	2	0	1.000	2013/2013	W2
St. Francis (Pa.)	2	0	1.000	2018/2018	W2
St. John's	1	0	1.000	2016/2016	W1
Stanford	0	2	.000	1999/2005	L2
Stephen F. Austin	1	0	1.000	2008/2008	W1
Stetson	1	0	1.000	1999/1999	W1
Syracuse	4	0	1.000	2001/2014	W4
Tennessee State	6	0	1.000	2009/2019	W6
Tennessee Tech	8	0	1.000	2006/2018	W8
Tennessee	27	38	.415	1997/2019	W1
Texas A&M CC	2	0	1.000	2008/2013	W2
Texas A&M	11	8	.579	1998/2019	W3
Texas State	3	0	1.000	2015/2020	W3
Texas Tech	2	1	.667	2005/2019	L1
Texas	0	1	.000	2012/2012	L1
Toledo	1	0	1.000	1997/1997	W1
Troy	18	7	.712*	1998/2019	W6
Tulsa	1	2	.333	2000/2007	W1
UAB	14	2	.875	2000/2019	W11
UC Davis	1	0	1.000	2005/2005	W1
UC Santa Barbara	2	1	.667	2001/2001	W1
UCF	2	0	1.000	2008/2016	W2
UCLA	3	1	.750	2012/2020	L1
UMass Lowell	1	0	1.000	2007/2007	W1
UMBC	0	1	.000	1998/1998	L1
UNCW	5	0	1.000	2018/2020	W5
USC Upstate	1	0	1.000	2016/2016	W1
USF	7	3	.700	1998/2017	W6
Utah	1	1	.500	2001/2007	W1
UTSA	2	0	1.000	2000/2019	W2
Valparaiso	1	0	1.000	2010/2010	W1
Villanova	2	0	1.000	2019/2019	W2
Virginia Tech	2	1	.667	2007/2012	W2
Virginia	0	1	.000	1998/1998	L1
Washington	0	5	.000	1998/2019	L5
Western Carolina	3	0	1.000	2011/2018	W3
Western Illinois	5	0	1.000	2011/2018	W5
Western Kentucky	3	0	1.000	2009/2019	W3
Wichita State	5	0	1.000	2000/2018	W5
Winthrop	3	1	.750	2008/2015	W3
Wisconsin	1	3	.250	1997/2018	L1
Wright State	2	0	1.000	2003/2012	W2
Yale	1	0	1.000	2017/2017	W1
Youngstown State	1	0	1.000	1998/1998	W1
OVERALL	863	561	.606	(*TWO TIES)	

**AKRON****1-0 (1.000)****0-0 H • 0-0 A • 1-0 N**

DATE	SITE	RESULT	SCORE
March 12, 2000	Tampa, Fla.	W	4-1

ALABAMA**22-47 (.319)****10-19 H • 8-23 A • 4-5 N**

DATE	SITE	RESULT	SCORE
April 2, 1997	Tuscaloosa, Ala.	W	1-0 (9)
April 2, 1997	Tuscaloosa, Ala.	L	4-3
April 16, 1997	Auburn, Ala.	L	3-1
April 16, 1997	Auburn, Ala.	W	3-2 (8)
April 29, 1998	Tuscaloosa, Ala.	W	6-2
April 2, 1999	Tuscaloosa, Ala.	W	5-1
April 2, 1999	Tuscaloosa, Ala.	W	7-0
April 3, 1999	Tuscaloosa, Ala.	L	3-1
April 3, 1999	Tuscaloosa, Ala.	L	8-3
March 31, 2000	Auburn, Ala.	L	9-0
March 31, 2000	Auburn, Ala.	L	4-1 (8)
April 1, 2000	Auburn, Ala.	L	7-1
April 1, 2000	Auburn, Ala.	L	14-5
April 18, 2001	Tuscaloosa, Ala.	L	8-0
April 18, 2001	Tuscaloosa, Ala.	L	6-4
April 18, 2001	Tuscaloosa, Ala.	L	5-1
May 12, 2001	Chattanooga, Tenn.	W	5-3
May 4, 2002	Auburn, Ala.	W	3-1
May 4, 2002	Auburn, Ala.	W	6-4
May 5, 2002	Auburn, Ala.	W	3-2
May 11, 2002	Chattanooga, Tenn.	L	5-4
April 2, 2003	Tuscaloosa, Ala.	L	2-1
April 2, 2003	Tuscaloosa, Ala.	L	4-0
April 3, 2003	Tuscaloosa, Ala.	L	4-0
May 8, 2003	Plant City, Fla.	L	4-0
April 20, 2004	Auburn, Ala.	W	4-0
April 20, 2004	Auburn, Ala.	W	3-2
April 21, 2004	Auburn, Ala.	L	6-3
May 13, 2004	Tuscaloosa, Ala.	L	7-1
March 22, 2005	Tuscaloosa, Ala.	W	4-2
March 23, 2005	Tuscaloosa, Ala.	L	6-4
March 23, 2005	Tuscaloosa, Ala.	L	4-3
May 13, 2005	Gainesville, Fla.	L	9-5
April 25, 2006	Auburn, Ala.	L	9-1 (5)
April 25, 2006	Auburn, Ala.	W	4-2
April 26, 2006	Auburn, Ala.	L	9-0 (6)
April 6, 2007	Tuscaloosa, Ala.	L	10-0 (5)
April 6, 2007	Tuscaloosa, Ala.	L	5-3
April 7, 2007	Tuscaloosa, Ala.	L	12-4 (5)
April 12, 2008	Auburn, Ala.	L	5-4 (8)
April 12, 2008	Auburn, Ala.	L	12-1
April 13, 2008	Auburn, Ala.	L	4-2
April 25, 2009	Tuscaloosa, Ala.	L	8-0 (6)
April 25, 2009	Tuscaloosa, Ala.	L	4-2 (8)
April 26, 2009	Tuscaloosa, Ala.	L	6-0
April 2, 2010	Auburn, Ala.	L	5-1
April 3, 2010	Auburn, Ala.	L	9-1
April 3, 2010	Auburn, Ala.	L	10-2
March 16, 2011	Tuscaloosa, Ala.	L	6-1
March 16, 2011	Tuscaloosa, Ala.	L	8-2
March 27, 2012	Auburn, Ala.	L	4-2
March 27, 2012	Auburn, Ala.	L	5-2
March 22, 2013	Tuscaloosa, Ala.	L	8-0 (6)
March 22, 2013	Tuscaloosa, Ala.	W	7-4
March 23, 2013	Tuscaloosa, Ala.	L	13-1 (5)
April 16, 2014	Montgomery, Ala.	W	6-2
May 8, 2014	Columbia, S.C.	L	8-4

April 17, 2015	Auburn, Ala.	L	6-0
April 18, 2015	Auburn, Ala.	L	13-3
April 19, 2015	Auburn, Ala.	W	13-12 (8)
May 8, 2015	Baton Rouge, La.	W	7-1
May 13, 2016	Starkville, Miss.	W	6-4
May 5, 2017	Tuscaloosa, Ala.	W	3-0 (9)
May 6, 2017	Tuscaloosa, Ala.	W	4-1
May 7, 2017	Tuscaloosa, Ala.	L	3-2
March 16, 2018	Auburn, Ala.	L	2-0
March 17, 2018	Auburn, Ala.	W	3-1
March 18, 2018	Auburn, Ala.	W	2-1
May 9, 2018	Columbia, Mo	L	6-4

ALABAMA A&M**10-0 (1.000)****4-0 H • 4-0 A • 2-0 N**

DATE	SITE	RESULT	SCORE
Feb. 14, 1999	Auburn, Ala.	W	23-0
Feb. 14, 1999	Auburn, Ala.	W	26-0
March 21, 1999	Normal, Ala.	W	14-1
March 21, 1999	Normal, Ala.	W	13-1
March 9, 2001	Birmingham, Ala.	W	18-2
Feb. 23, 2003	Macon, Ga.	W	12-1
April 18, 2007	Auburn, Ala.	W	9-1 (5)
April 18, 2007	Auburn, Ala..	W	17-0 (5)
Feb. 26, 2008	Normal, Ala.	W	4-0
Feb. 26, 2008	Normal, Ala.	W	6-0

ALABAMA STATE**13-0 (1.000)****8-0 H • 3-0 A • 2-0 N**

DATE	SITE	RESULT	SCORE
Feb. 11, 2004	Montgomery, Ala.	W	13-0
Feb. 9, 2005	Auburn, Ala.	W	19-2
March 18, 2009	Nashville, Tenn.	W	4-0
Feb. 12, 2011	Birmingham, Ala.	W	12-1 (5)
Feb. 9, 2012	Auburn, Ala.	W	6-0
March 6, 2013	Montgomery, Ala.	W	9-6
April 23, 2014	Auburn, Ala.	W	5-3
March 8, 2017	Auburn, Ala.	W	14-0 (5)
April 26, 2017	Montgomery, Ala.	W	14-1 (6)
March 21, 2018	Auburn, Ala.	W	22-0 (5)
April 17, 2019	Auburn, Ala.	W	8-0 (5)
Feb. 14, 2020	Auburn, Ala.	W	9-1 (5)
Feb. 15, 2020	Auburn, Ala.	W	7-0

APPALACHIAN STATE**6-0 (1.000)****6-0 H • 0-0 A • 0-0 N**

DATE	SITE	RESULT	SCORE
Feb. 12, 2012	Auburn, Ala.	W	6-2
April 27, 2013	Auburn, Ala.	W	9-0 (5)
April 27, 2013	Auburn, Ala.	W	10-0 (5)
Feb. 8, 2015	Auburn, Ala.	W	9-0 (5)
Feb. 11, 2016	Auburn, Ala.	W	9-0 (5)
Feb. 14, 2016	Auburn, Ala.	W	22-5 (5)

ARIZONA**3-7 (.300)****2-1 H • 0-4 A • 1-2 N**

DATE	SITE	RESULT	SCORE
Feb. 16, 2002	Tucson, Ariz.	L	4-0
Feb. 1, 2003	Tampa, Fla.	L	6-0
May 20, 2006	Tucson, Ariz.	L	4-2
March 6, 2015	Fullerton, Calif.	W	20-2 (5)
May 28, 2016	Auburn, Ala.	L	5-3
May 29, 2016	Auburn, Ala.	W	4-1
May 29, 2016	Auburn, Ala.	W	6-1
May 18, 2019	Tucson, Ariz.	L	2-1



ALL-TIME RESULTS BY OPPONENT

May 19, 2019	Tucson, Ariz.	L	12-3
Feb. 22, 2020	Cathedral, City, Calif.	L	2-0

ARIZONA STATE **1-4 (.200)**

0-1 H • 0-1 A • 1-1 N

DATE	SITE	RESULT	SCORE
Feb. 16, 2002	Tucson, Ariz.	L	4-0
Feb. 24, 2006	Auburn, Ala.	L	1-0 (8)
Feb. 12, 2010	Tempe, Ariz.	L	14-2 (5)
March 7, 2015	Fullerton, Calif.	W	7-4
Feb. 20, 2020	Cathedral City, Calif.	L	13-0 (5)

ARKANSAS **38-28 (.576)**

21-10 H • 17-17 A • 0-1 N

DATE	SITE	RESULT	SCORE
April 5, 1997	Auburn, Ala.	W	7-6 (10)
April 5, 1997	Auburn, Ala.	W	2-1 (8)
April 6, 1997	Auburn, Ala.	W	2-0
April 6, 1997	Auburn, Ala.	W	9-0
April 3, 1998	Fayetteville, Ark.	L	5-4
April 3, 1998	Fayetteville, Ark.	W	4-2
April 4, 1998	Fayetteville, Ark.	L	5-4
April 4, 1998	Fayetteville, Ark.	L	6-4
April 9, 1999	Auburn, Ala.	L	1-0
April 9, 1999	Auburn, Ala.	L	3-1
April 10, 1999	Auburn, Ala.	L	4-0
April 10, 1999	Auburn, Ala.	L	4-0
Feb. 12, 2000	Grand Prairie, Texas	L	7-4
April 7, 2000	Fayetteville, Ark.	L	2-0
April 7, 2000	Fayetteville, Ark.	L	6-2
April 8, 2000	Fayetteville, Ark.	W	3-1
April 8, 2000	Fayetteville, Ark.	L	4-2
March 24, 2001	Auburn, Ala.	L	6-0
March 24, 2001	Auburn, Ala.	L	5-2
March 25, 2001	Auburn, Ala.	L	4-3
March 23, 2002	Fayetteville, Ark.	L	6-3
March 23, 2002	Fayetteville, Ark.	L	4-0
March 24, 2002	Fayetteville, Ark.	L	3-2
March 15, 2003	Auburn, Ala.	L	4-1
March 16, 2003	Auburn, Ala.	W	2-0
March 16, 2003	Auburn, Ala.	W	3-2
March 13, 2004	Fayetteville, Ark.	W	1-0
March 14, 2004	Fayetteville, Ark.	W	9-0
March 14, 2004	Fayetteville, Ark.	W	3-0
March 12, 2005	Auburn, Ala.	W	4-0
March 12, 2005	Auburn, Ala.	W	10-1
March 13, 2005	Auburn, Ala.	W	10-2
April 22, 2006	Fayetteville, Ark.	W	5-4
April 22, 2006	Fayetteville, Ark.	L	2-0
April 23, 2006	Fayetteville, Ark.	W	2-1
March 27, 2007	Fayetteville, Ark.	W	5-0
March 27, 2007	Fayetteville, Ark.	W	3-2
March 18, 2008	Auburn, Ala.	W	9-6
March 18, 2008	Auburn, Ala.	W	5-3
April 4, 2009	Fayetteville, Ark.	W	4-3 (8)
April 4, 2009	Fayetteville, Ark.	L	4-2
April 5, 2009	Fayetteville, Ark.	W	5-4
May 8, 2010	Auburn, Ala.	W	4-3
May 8, 2010	Auburn, Ala.	W	3-2 (8)
May 9, 2010	Auburn, Ala.	W	2-1
March 11, 2011	Fayetteville, Ark.	W	5-1
March 12, 2011	Fayetteville, Ark.	W	9-1 (6)
March 13, 2011	Fayetteville, Ark.	W	2-0
April 20, 2012	Auburn, Ala.	W	3-2 (8)
April 21, 2012	Auburn, Ala.	W	5-1

April 22, 2012	Auburn, Ala.	L	5-1
May 3, 2013	Fayetteville, Ark.	L	6-0
May 4, 2013	Fayetteville, Ark.	L	8-7 (8)
May 5, 2013	Fayetteville, Ark.	L	5-0
April 24, 2015	Auburn, Ala.	W	9-1 (6)
April 25, 2015	Auburn, Ala.	W	9-1 (5)
April 26, 2015	Auburn, Ala.	W	10-2 (5)
April 15, 2016	Fayetteville, Ark.	W	21-0 (5)
April 16, 2016	Fayetteville, Ark.	W	23-0 (5)
April 17, 2016	Fayetteville, Ark.	W	10-0 (5)
April 20, 2018	Auburn, Ala.	W	11-1 (5)
April 21, 2018	Auburn, Ala.	L	4-2 (10)
April 21, 2018	Auburn, Ala.	W	4-2
May 3, 2019	Fayetteville, Ark.	L	1-0
May 4, 2019	Fayetteville, Ark.	L	7-1
May 5, 2019	Fayetteville, Ark.	L	5-2

ARMY **1-0 (1.000)**

1-0 H • 0-0 A • 0-0 N

DATE	SITE	RESULT	SCORE
Feb. 10, 2013	Auburn, Ala.	W	8-0

AUSTIN PEAY **6-0 (1.000)**

5-0 H • 0-0 A • 1-0 N

DATE	SITE	RESULT	SCORE
March 10, 2001	Birmingham, Ala.	W	10-2
Feb. 1, 2002	Auburn, Ala.	W	12-0
Feb. 13, 2004	Auburn, Ala.	W	6-2
Feb. 19, 2005	Auburn, Ala.	W	6-0
Feb. 21, 2009	Auburn, Ala.	W	5-0
Feb. 10, 2013	Auburn, Ala.	W	9-1 (5)

BALL STATE **6-1 (.857)**

4-1 H • 0-0 A • 2-0 N

DATE	SITE	RESULT	SCORE
March 6, 2001	Auburn, Ala.	L	2-1
March 6, 2001	Auburn, Ala.	W	3-0
March 10, 2001	Birmingham, Ala.	W	8-3
March 11, 2001	Birmingham, Ala.	W	9-1
March 13, 2002	Auburn, Ala.	W	9-0
March 15, 2014	Auburn, Ala.	W	15-3 (5)
Feb. 13, 2015	Auburn, Ala.	W	12-1 (5)

BAYLOR **0-2 (.000)**

0-0 H • 0-1 A • 0-1 N

DATE	SITE	RESULT	SCORE
Feb. 7, 2004	Waco, Texas	L	2-0
Feb. 7, 2020	Clearwater, Fla.	L	8-0 (5)

BELMONT **1-0 (1.000)**

1-0 H • 0-0 A • 0-0 N

DATE	SITE	RESULT	SCORE
Feb. 25, 2011	Auburn, Ala.	W	8-5

BINGHAMTON **2-0 (1.000)**

2-0 H • 0-0 A • 0-0 N

DATE	SITE	RESULT	SCORE
Feb. 29, 2020	Auburn, Ala.	W	10-3
March 1, 2020	Auburn, Ala.	W	11-6

**BIRMINGHAM SOUTHERN** **5-0 (1.000)**

1-0 H • 2-0 A • 2-0 N

DATE	SITE	RESULT	SCORE
Feb. 23, 2003	Macon, Ga.	W	16-0
Feb. 28, 2004	Birmingham, Ala.	W	6-0
Feb. 28, 2004	Birmingham, Ala.	W	3-1
Feb. 19, 2005	Auburn, Ala.	W	8-2
Feb. 24, 2008	Orlando, Fla.	W	8-0

BOSTON **0-1 (.000)**

0-0 H • 0-0 A • 0-1 N

DATE	SITE	RESULT	SCORE
May 17, 2009	Atlanta, Ga.	L	5-0

BOSTON COLLEGE **5-1 (.833)**

3-1 H • 0-0 A • 2-0 N

DATE	SITE	RESULT	SCORE
Feb. 18, 2005	Auburn, Ala.	L	4-2
Feb. 20, 2005	Auburn, Ala.	W	7-6
March 4, 2006	Boca Raton, Fla.	W	10-2 (6)
March 5, 2006	Boca Raton, Fla.	W	9-3
Feb. 25, 2016	Auburn, Ala.	W	5-1
Feb. 26, 2016	Auburn, Ala.	W	6-0

BOWLING GREEN **2-0 (1.000)**

2-0 H • 0-0 A • 0-0 N

DATE	SITE	RESULT	SCORE
March 7, 2008	Auburn, Ala.	W	3-1
Feb. 10, 2012	Auburn, Ala.	W	10-2 (5)

BRYANT **2-0 (1.000)**

2-0 H • 0-0 A • 0-0 N

DATE	SITE	RESULT	SCORE
Feb. 15, 2013	Auburn, Ala.	W	10-0 (5)
March 5, 2016	Auburn, Ala.	W	10-0 (6)

BUTLER **1-0 (1.000)**

1-0 H • 0-0 A • 0-0 N

DATE	SITE	RESULT	SCORE
Feb. 13, 2016	Auburn, Ala.	W	28-2 (5)

BYU **1-2 (.333)**

0-2 H • 0-0 A • 1-0 N

DATE	SITE	RESULT	SCORE
May 19, 2011	Auburn, Ala.	L	2-1
May 20, 2011	Auburn, Ala.	L	4-3
Feb. 11, 2017	Puerto Vallarta, Mexico	W	3-0

CAL STATE NORTHRIDGE **1-1 (.500)**

0-0 H • 1-0 A • 0-1 N

DATE	SITE	RESULT	SCORE
Feb. 20, 2004	San Diego, Calif.	L	3-2
Feb. 21, 2018	Northridge, Calif.	W	8-0

CAL STATE FULLERTON **1-2 (.333)**

0-0 H • 1-1 A • 0-1 N

DATE	SITE	RESULT	SCORE
Feb. 16, 2001	Honolulu, Hawaii	L	4-3 (10)
March 1, 2009	Fullerton, Calif.	W	6-1
March 6, 2015	Fullerton, Calif.	L	3-2

CALIFORNIA **3-1 (.750)**

2-0 H • 0-0 A • 1-1 N

DATE	SITE	RESULT	SCORE
Feb. 27, 2009	Fullerton, Calif.	W	4-1
May 20, 2017	Auburn, Ala.	W	4-3
May 21, 2017	Auburn, Ala.	W	8-2
Feb. 21, 2020	Cathedral City, Calif.	L	1-8

CAL POLY **0-1 (.000)**

0-0 H • 0-0 A • 0-1 N

DATE	SITE	RESULT	SCORE
Feb. 28, 2009	Fullerton, Calif.	L	6-0

CAMPBELL **1-0 (1.000)**

1-0 H • 0-0 A • 0-0 N

DATE	SITE	RESULT	SCORE
Feb. 18, 2011	Auburn, Ala.	W	3-1

CANISIUS **0-1 (.000)**

0-0 H • 0-0 A • 0-1 N

DATE	SITE	RESULT	SCORE
March 28, 1997	Atlanta, Ga.	L	3-1

CENTENARY **2-1 (.667)**

0-1 H • 0-0 A • 2-0 N

DATE	SITE	RESULT	SCORE
Feb. 16, 2001	Honolulu, Hawaii	W	15-1
Feb. 17, 2001	Honolulu, Hawaii	W	8-2
Feb. 12, 2006	Auburn, Ala.	L	9-6

CENTRAL MICHIGAN **2-2 (.500)**

1-0 H • 0-0 A • 1-2 N

DATE	SITE	RESULT	SCORE
March 1, 1997	Boca Raton, Fla.	L	5-0
March 2, 1997	Boca Raton, Fla.	W	2-0
March 3, 2007	Tampa, Fla.	L	2-1
Feb. 20, 2010	Auburn, Ala.	W	6-2

CHARLESTON SOUTHERN **3-0 (1.000)**

1-0 H • 2-0 A • 0-0 N

DATE	SITE	RESULT	SCORE
March 7, 1997	Charleston, S.C.	W	5-0
March 7, 1997	Charleston, S.C.	W	9-1
Feb. 2, 2002	Auburn, Ala.	W	8-0

CHARLOTTE **3-0 (1.000)**

1-0 H • 0-0 A • 2-0 N

DATE	SITE	RESULT	SCORE
March 8, 1997	Conway, S.C.	W	7-3
March 1, 2008	Columbus, Ga.	W	4-0
March 2, 2013	Auburn, Ala.	W	2-1

CHATTANOOGA **4-1 (.800)**

2-1 H • 2-0 A • 0-0 N

DATE	SITE	RESULT	SCORE
Feb. 7, 2003	Auburn, Ala.	W	4-1
Feb. 17, 2013	Auburn, Ala.	L	6-4
Feb. 8, 2015	Auburn, Ala.	W	12-1 (5)
May 6, 2018	Chattanooga, Tenn.	W	7-0
May 6, 2018	Chattanooga, Tenn.	W	9-0

**COASTAL CAROLINA 4-0 (1.000)**

0-0 H • 2-0 A • 2-0 N

DATE	SITE	RESULT	SCORE
March 8, 1997	Conway, S.C.	W	6-3
March 9, 1997	Conway, S.C.	W	6-5
Feb. 26, 1999	Statesboro, Ga.	W	10-1
Feb. 28, 1999	Statesboro, Ga.	W	15-3

COLLEGE OF CHARLESTON 4-0 (1.000)

4-0 H • 0-0 A • 0-0 N

DATE	SITE	RESULT	SCORE
Feb. 11, 2005	Auburn, Ala.	W	9-0
Feb. 12, 2005	Auburn, Ala.	W	2-1
March 4, 2017	Auburn, Ala.	W	14-0 (5)
March 5, 2017	Auburn, Ala.	W	8-0 (5)

COLORADO STATE 2-0 (1.000)

0-0 H • 0-0 A • 2-0 N

DATE	SITE	RESULT	SCORE
May 17, 2019	Tucson, Ariz.	W	10-5
May 18, 2019	Tucson, Ariz.	W	8-0 (5)

CONNECTICUT 1-0 (1.000)

1-0 H • 0-0 A • 0-0 N

DATE	SITE	RESULT	SCORE
March 8, 2011	Auburn, Ala.	W	8-0 (6)

CREIGHTON 3-0 (1.000)

2-0 H • 0-0 A • 1-0 N

DATE	SITE	RESULT	SCORE
March 10, 2000	Tampa, Fla.	W	6-2
Feb. 17, 2017	Auburn, Ala.	W	8-0 (5)
Feb. 18, 2017	Auburn, Ala.	W	9-0 (5)

DARTMOUTH 1-1 (.500)

0-0 H • 0-0 A • 1-1 N

DATE	SITE	RESULT	SCORE
Feb. 20, 2015	Tampa, Fla.	L	4-2
Feb. 21, 2015	Tampa, Fla.	W	6-3

DELAWARE 1-0 (1.000)

1-0 H • 0-0 A • 0-0 N

DATE	SITE	RESULT	SCORE
Feb. 16, 2018	Auburn, Ala.	W	15-0 (5)

DEPAUL 1-4 (.200)

0-0 H • 0-0 A • 1-4 N

DATE	SITE	RESULT	SCORE
Feb. 20, 1998	Tampa, Fla.	L	1-0
Feb. 22, 1998	Tampa, Fla.	L	4-0
Feb. 8, 2007	Honolulu, Hawaii	L	7-0
Feb. 10, 2007	Honolulu, Hawaii	L	5-4 (8)
Feb. 20, 2016	Clearwater, Fla.	W	18-0 (5)

DRAKE 2-0 (1.000)

1-0 H • 0-0 A • 1-0 N

DATE	SITE	RESULT	SCORE
Feb. 23, 2008	Orlando, Fla.	W	1-0 (9)
Feb. 16, 2019	Auburn, Ala.	W	2-0

DREXEL 1-0 (1.000)

1-0 H • 0-0 A • 0-0 N

DATE	SITE	RESULT	SCORE
March 10, 2012	Auburn, Ala.	W	13-0 (5)

EAST CAROLINA 1-0 (1.000)

0-0 H • 0-0 A • 1-0 N

DATE	SITE	RESULT	SCORE
March 27, 1998	Midlothian, Va.	W	11-3

EAST TENNESSEE STATE 2-0 (1.000)

0-2 H • 0-0 A • 1-0 N

DATE	SITE	RESULT	SCORE
Feb. 8, 2013	Auburn	W	11-3
May 19, 2017	Auburn	W	11-0 (5)

EASTERN ILLINOIS 2-0 (1.000)

2-0 H • 0-0 A • 0-0 N

DATE	SITE	RESULT	SCORE
Feb. 14, 2015	Auburn, Ala.	W	9-1 (5)
Feb. 23, 2019	Auburn, Ala.	W	6-0

EASTERN KENTUCKY 2-1 (.667)

1-0 H • 1-1 A • 1-0 N

DATE	SITE	RESULT	SCORE
March 23, 1998	Richmond, Ky.	L	2-1
March 23, 1998	Richmond, Ky.	W	4-3
Feb. 13, 2009	Auburn, Ala.	W	7-1

ELON 0-1 (.000)

0-0 H • 0-0 A • 1-0 N

DATE	SITE	RESULT	SCORE
March 27, 1998	Midlothian, Va.	W	11-3

EVANSVILLE 8-0 (1.000)

8-0 H • 0-0 A • 0-0 N

DATE	SITE	RESULT	SCORE
Feb. 13, 2004	Auburn, Ala.	W	7-0
Feb. 15, 2004	Auburn, Ala.	W	8-0
Feb. 11, 2006	Auburn, Ala.	W	12-7
Feb. 15, 2008	Auburn, Ala.	W	4-0
Feb. 5, 2009	Auburn, Ala.	W	4-0
March 10, 2012	Auburn, Ala.	W	3-1
Feb. 7, 2015	Auburn, Ala.	W	12-0 (5)
Feb. 18, 2017	Auburn, Ala.	W	5-3

FLORIDA A&M 6-2 (.750)

2-1 H • 1-1 A • 3-0 N

DATE	SITE	RESULT	SCORE
April 11, 1997	Auburn, Ala.	L	3-2
April 11, 1997	Auburn, Ala.	W	9-1
April 13, 1998	Tallahassee, Fla.	L	5-4
April 13, 1998	Tallahassee, Fla.	W	6-5
Jan. 30, 2004	Miami, Fla.	W	6-1
May 21, 2005	Auburn, Ala.	W	11-2
Feb. 24, 2012	Boca Raton, Fla.	W	9-0 (5)
Feb. 10, 2019	Gulf Shores, Ala.	W	10-2 (6)

FLORIDA ATLANTIC 5-5 (.500)

1-0 H • 3-4 A • 1-1 N

DATE	SITE	RESULT	SCORE
March 1, 1997	Boca Raton, Fla.	L	4-2
March 2, 1997	Boca Raton, Fla.	W	3-1



March 3, 1997	Boca Raton, Fla.	L	7-0
March 2, 2002	Miami, Fla.	L	4-1
May 17, 2002	Boca Raton, Fla.	L	4-2
Jan. 31, 2003	Tampa, Fla.	W	5-3
March 4, 2006	Boca Raton, Fla.	W	4-1
March 5, 2006	Boca Raton, Fla.	L	5-3
April 4, 2007	Auburn, Ala.	W	4-3
Feb. 24, 2012	Boca Raton, Fla.	W	6-1

FLORIDA INTERNATIONAL **5-1 (.833)**

0-0 H • 4-1 A • 1-0 N

DATE	SITE	RESULT	SCORE
March 1, 2002	Miami, Fla.	W	3-1
March 2, 2002	Miami, Fla.	W	5-3
Feb. 5, 2005	Miami, Fla.	W	6-1
Feb. 6, 2005	Miami, Fla.	L	4-0
Feb. 7, 2009	Miami, Fla.	W	2-1 (9)
Feb. 25, 2012	Boca Raton, Fla.	W	2-1

FLORIDA STATE **10-17-1 (.375)**

5-8-1 H • 4-9 A • 1-0 N

DATE	SITE	RESULT	SCORE
May 2, 1997	Auburn, Ala.	L	2-0 (11)
May 2, 1997	Auburn, Ala.	W	2-1 (8)
April 12, 1998	Tallahassee, Fla.	L	5-1
April 12, 1998	Tallahassee, Fla.	L	8-3
Feb. 23, 1999	Auburn, Ala.	L	4-2
Feb. 23, 1999	Auburn, Ala.	T	0-0
April 15, 2000	Tallahassee, Fla.	L	7-0
April 15, 2000	Tallahassee, Fla.	W	5-4 (13)
March 9, 2002	Tallahassee, Fla.	L	5-4
May 16, 2002	Tallahassee, Fla.	L	2-1
Feb. 4, 2003	Tallahassee, Fla.	L	8-0
Feb. 4, 2003	Tallahassee, Fla.	L	3-2
May 3, 2004	Auburn, Ala.	W	1-0
May 3, 2004	Auburn, Ala.	L	4-0
May 20, 2005	Auburn, Ala.	L	5-0
May 21, 2005	Auburn, Ala.	L	2-0
March 30, 2006	Tallahassee, Fla.	W	7-2
May 6, 2007	Auburn, Ala.	W	7-2
March 18, 2010	Tallahassee, Fla.	W	1-0 (9)
March 8, 2011	Auburn, Ala.	W	5-3
March 19, 2013	Auburn, Ala.	L	6-3
Feb. 26, 2014	Auburn, Ala.	L	5-4
March 25, 2015	Tallahassee, Fla.	L	10-7
March 25, 2015	Tallahassee, Fla.	W	10-4
April 20, 2016	Auburn, Ala.	W	9-6
April 20, 2016	Auburn, Ala.	L	4-3
June 5, 2016	Oklahoma, City, Okla.	W	8-7 (8)
May 19, 2018	Tallahassee, Fla.	L	2-1 (8)

FLORIDA **22-46 (.324)**

13-17 H • 5-24 A • 4-5 N

DATE	SITE	RESULT	SCORE
April 13, 1997	Auburn, Ala.	L	3-1
April 13, 1997	Auburn, Ala.	W	5-2
May 10, 1997	Columbus, Ga.	L	7-5
April 11, 1998	Gainesville, Fla.	L	4-0
April 11, 1998	Gainesville, Fla.	L	12-7
April 18, 1999	Auburn, Ala.	W	11-6
April 18, 1999	Auburn, Ala.	W	10-2
April 14, 2000	Gainesville, Fla.	W	2-0
April 4, 2001	Auburn, Ala.	W	9-1
April 4, 2001	Auburn, Ala.	L	9-3 (8)
April 5, 2001	Auburn, Ala.	W	6-5

May 11, 2001	Chattanooga, Tenn.	W	4-1
March 26, 2002	Gainesville, Fla.	W	8-3
March 26, 2002	Gainesville, Fla.	W	3-2
March 27, 2002	Gainesville, Fla.	L	8-0
May 10, 2002	Chattanooga, Tenn.	W	7-1
March 4, 2003	Auburn, Ala.	L	4-0
March 4, 2003	Auburn, Ala.	L	9-1
March 5, 2003	Auburn, Ala.	W	3-0
March 30, 2004	Gainesville, Fla.	L	2-1
March 30, 2004	Gainesville, Fla.	L	3-0
March 31, 2004	Gainesville, Fla.	L	11-3
April 26, 2005	Auburn, Ala.	W	5-3
April 26, 2005	Auburn, Ala.	W	6-4
April 27, 2005	Auburn, Ala.	W	6-5
March 28, 2006	Gainesville, Fla.	W	2-1
March 28, 2006	Gainesville, Fla.	L	5-4 (9)
March 29, 2006	Gainesville, Fla.	L	5-0
April 14, 2007	Auburn, Ala.	L	3-0
April 15, 2007	Auburn, Ala.	W	6-5
April 15, 2007	Auburn, Ala.	L	2-0 (8)
April 26, 2008	Gainesville, Fla.	L	3-1
April 26, 2008	Gainesville, Fla.	L	7-2
April 27, 2008	Gainesville, Fla.	L	10-1 (5)
April 1, 2009	Auburn, Ala.	L	3-0
April 1, 2009	Auburn, Ala.	L	7-1
May 6, 2009	Knoxville, Tenn.	L	3-0
March 17, 2010	Gainesville, Fla.	L	7-0
March 17, 2010	Gainesville, Fla.	L	5-4
May 13, 2010	Knoxville, Tenn.	L	9-1 (5)
April 16, 2011	Auburn, Ala.	L	14-4
April 16, 2011	Auburn, Ala.	L	8-2
April 17, 2011	Auburn, Ala.	L	13-4 (6)
May 12, 2011	Oxford, Miss.	W	6-2
April 13, 2012	Gainesville, Fla.	L	3-2
April 14, 2012	Gainesville, Fla.	L	3-1
April 15, 2012	Gainesville, Fla.	L	5-2
March 8, 2013	Auburn, Ala.	L	13-0 (5)
March 9, 2013	Auburn, Ala.	W	5-4
March 10, 2013	Auburn, Ala.	L	2-0
April 4, 2014	Gainesville, Fla.	L	4-2
April 5, 2014	Gainesville, Fla.	L	7-6
April 6, 2014	Gainesville, Fla.	L	1-0 (8)
May 31, 2015	Oklahoma City, Okla.	L	3-2 (9)
March 12, 2016	Auburn, Ala.	L	6-3
March 13, 2016	Auburn, Ala.	L	8-5
March 14, 2016	Auburn, Ala.	W	5-4
May 13, 2016	Starkville, Miss.	W	2-1
March 25, 2017	Gainesville, Fla.	L	4-3
March 26, 2017	Gainesville, Fla.	L	7-0
March 27, 2017	Gainesville, Fla.	W	1-0
April 26, 2019	Auburn, Ala.	L	7-0
April 27, 2019	Auburn, Ala.	W	2-1 (10)
April 28, 2019	Auburn, Ala.	L	6-1
May 10, 2019	College Station, Texas	L	3-0
March 6, 2020	Gainesville, Fla.	L	0-6
March 7, 2020	Gainesville, Fla.	L	1-2 (11)
March 8, 2020	Gainesville, Fla.	L	

FORDHAM **1-0 (1.000)**

0-0 H • 0-0 A • 0-1 N

DATE	SITE	RESULT	SCORE
Feb. 21, 2016	Clearwater, Fla.	W	18-1 (5)



ALL-TIME RESULTS BY OPPONENT

FRESNO STATE **0-1 (.000)**

0-0 H • 0-0 A • 0-1 N

DATE	SITE	RESULT	SCORE
May 20, 2004	Stanford, Calif.	L	3-1 (10)

FURMAN **8-0 (1.000)**

8-0 H • 0-0 A • 0-0 N

DATE	SITE	RESULT	SCORE
Feb. 14, 2004	Auburn, Ala.	W	9-1
Feb. 14, 2004	Auburn, Ala.	W	3-1
Feb. 17, 2008	Auburn, Ala.	W	5-0
Feb. 8, 2013	Auburn, Ala.	W	9-1
Feb. 13, 2016	Auburn, Ala.	W	9-2
Feb. 9, 2018	Auburn, Ala.	W	2-0
Feb. 10, 2018	Auburn, Ala.	W	9-1 (6)
Feb. 17, 2019	Auburn, Ala.	W	15-1 (5)

GARDNER-WEBB **5-0 (1.000)**

5-0 H • 0-0 A • 0-0 N

DATE	SITE	RESULT	SCORE
Feb. 18, 2005	Auburn, Ala.	W	4-0
Feb. 20, 2005	Auburn, Ala.	W	3-0
Feb. 15, 2008	Auburn, Ala.	W	2-1
March 6, 2010	Auburn, Ala.	W	8-0 (5)
March 1, 2013	Auburn, Ala.	W	10-0 (5)

GEORGE MASON **1-0 (1.000)**

0-0 H • 0-0 A • 1-0 N

DATE	SITE	RESULT	SCORE
Feb. 22, 2008	Orlando, Fla.	W	3-1

GEORGE WASHINGTON **2-0 (1.000)**

2-0 H • 0-0 A • 0-0 N

DATE	SITE	RESULT	SCORE
March 9, 2012	Auburn, Ala.	W	3-0
Feb. 7, 2015	Auburn, Ala.	W	8-0 (5)

GEORGIA SOUTHERN **5-1 (.833)**

4-0 H • 0-1 A • 1-0 N

DATE	SITE	RESULT	SCORE
Feb. 27, 1999	Statesboro, Ga.	L	5-3
March 5, 2005	Marietta, Ga.	W	10-0
March 7, 2008	Auburn, Ala.	W	3-0
Feb. 25, 2011	Auburn, Ala.	W	9-1 (5)
Feb. 28, 2020	Auburn, Ala.	W	5-4 (9)
March 1, 2020	Auburn, Ala.	W	6-0

GEORGE STATE **19-5 (.792)**

12-4 H • 7-1 A • 0-0 N

DATE	SITE	RESULT	SCORE
Feb. 16, 1999	Auburn, Ala.	L	8-0
Feb. 16, 1999	Auburn, Ala.	W	8-0
March 30, 1999	Auburn, Ala.	L	2-1
March 30, 1999	Auburn, Ala.	L	7-6
March 29, 2005	Auburn, Ala.	W	4-2
Feb. 14, 2006	Atlanta, Ga.	W	3-2 (9)
Feb. 14, 2007	Auburn, Ala.	W	8-0 (6)
April 9, 2008	Atlanta, Ga.	W	1-0
April 9, 2008	Atlanta, Ga.	W	3-0
Feb. 11, 2009	Auburn, Ala.	W	6-0
Feb. 17, 2010	Atlanta, Ga.	L	6-5 (8)
Feb. 23, 2011	Auburn, Ala.	W	4-2
Feb. 22, 2012	Atlanta, Ga.	W	9-1 (5)
Feb. 20, 2013	Auburn, Ala.	L	4-1

March 26, 2014	Atlanta, Ga.	W	16-1 (5)
Feb. 12, 2015	Auburn, Ala.	W	20-8 (5)
Feb. 18, 2015	Auburn, Ala.	W	10-0 (5)
March 6, 2016	Auburn, Ala.	W	7-0
March 6, 2016	Auburn, Ala.	W	9-0 (6)
March 23, 2016	Atlanta, Ga.	W	8-4
April 12, 2017	Auburn, Ala.	W	6-3
Feb. 18, 2018	Auburn, Ala.	W	5-0
March 13, 2019	Atlanta, Ga.	W	12-1 (5)
March 11, 2020	Auburn, Ala.	W	2-1

GEORGIA TECH **4-7 (.364)**

3-2 H • 0-5 A • 1-0 N

DATE	SITE	RESULT	SCORE
March 29, 1997	Atlanta, Ga.	L	4-0
Feb. 15, 2000	Auburn, Ala.	W	3-1
April 11, 2000	Atlanta, Ga.	L	4-3 (8)
March 19, 2002	Auburn, Ala.	L	9-1
March 19, 2002	Auburn, Ala.	L	2-1
April 23, 2003	Auburn, Ala.	W	1-0
May 2, 2003	Atlanta, Ga.	L	2-0
Feb. 29, 2008	Columbus, Ga.	W	3-2
May 16, 2009	Atlanta, Ga.	L	4-1
May 22, 2010	Atlanta, Ga.	L	4-1
Feb. 19, 2012	Auburn, Ala.	W	12-5

GEORGIA **23-37 (.383)**

11-19 H • 11-16 A • 1-2 N

DATE	SITE	RESULT	SCORE
April 25, 1997	Athens, Ga.	L	1-0
April 25, 1997	Athens, Ga.	W	6-4 (8)
April 24, 1998	Auburn, Ala.	L	4-1
April 24, 1998	Auburn, Ala.	L	3-0
May 1, 1999	Athens, Ga.	L	4-2
May 1, 1999	Athens, Ga.	W	8-0
April 28, 2000	Auburn, Ala.	W	3-2
April 28, 2000	Auburn, Ala.	W	7-5
March 17, 2001	Athens, Ga.	W	4-0
March 17, 2001	Athens, Ga.	L	1-0
March 18, 2001	Athens, Ga.	W	8-2
March 16, 2002	Auburn, Ala.	L	5-3
March 16, 2002	Auburn, Ala.	L	12-2
March 17, 2002	Auburn, Ala.	L	8-1
May 9, 2002	Chattanooga, Tenn.	L	4-3
March 8, 2003	Athens, Ga.	L	7-1
March 8, 2003	Athens, Ga.	L	10-0
March 9, 2003	Athens, Ga.	L	9-4
April 17, 2004	Auburn, Ala.	W	1-0
April 17, 2004	Auburn, Ala.	L	5-3
April 18, 2004	Auburn, Ala.	W	4-2
April 16, 2005	Athens, Ga.	L	5-4
April 16, 2005	Athens, Ga.	L	4-3 (8)
April 17, 2005	Athens, Ga.	W	8-4
May 14, 2005	Gainesville, Fla.	L	7-3
March 25, 2006	Auburn, Ala.	L	4-1
March 25, 2006	Auburn, Ala.	L	8-5
March 26, 2006	Auburn, Ala.	W	6-2
March 14, 2007	Auburn, Ala.	L	4-0
March 14, 2007	Auburn, Ala.	L	5-2
April 16, 2008	Athens, Ga.	L	3-2
April 16, 2008	Athens, Ga.	W	2-1
April 18, 2009	Auburn, Ala.	L	7-2
April 18, 2009	Auburn, Ala.	L	10-0
April 19, 2009	Auburn, Ala.	L	12-6
April 17, 2010	Athens, Ga.	L	7-0



April 17, 2010	Athens, Ga.	L	7-5
April 18, 2010	Athens, Ga.	L	1-0
April 29, 2011	Auburn, Ala.	L	6-1
April 30, 2011	Auburn, Ala.	W	3-1
May 1, 2011	Auburn, Ala.	W	3-2
March 16, 2012	Athens, Ga.	W	2-0
March 17, 2012	Athens, Ga.	L	6-3
March 18, 2012	Athens, Ga.	L	4-2
March 15, 2013	Auburn, Ala.	L	9-3
March 16, 2013	Auburn, Ala.	L	2-0
March 17, 2013	Auburn, Ala.	L	9-8
April 19, 2014	Athens, Ga.	L	11-2 (5)
April 19, 2014	Athens, Ga.	L	8-4
April 20, 2014	Athens, Ga.	W	8-1
April 22, 2016	Auburn, Ala.	W	4-3
April 23, 2016	Auburn, Ala.	W	13-2 (5)
April 24, 2016	Auburn, Ala.	W	2-1
June 4, 2016	Oklahoma City, Okla.	W	4-3
March 31, 2017	Athens, Ga.	W	7-5
April 1, 2017	Athens, Ga.	W	13-4
April 2, 2017	Athens, Ga.	W	4-3
March 29, 2019	Auburn, Ala.	L	7-6
March 30, 2019	Auburn, Ala.	L	3-2
March 31, 2019	Auburn, Ala.	W	9-5

GREEN BAY 1-0 (.1000)**0-0 H • 0-0 A • 1-0 N**

DATE	SITE	RESULT	SCORE
May 17, 2014	Minneapolis, Minn.	W	9-1

HARVARD 1-2 (.333)**0-0 H • 0-0 A • 1-2 N**

DATE	SITE	RESULT	SCORE
March 1, 1997	Boca Raton, Fla.	W	6-5
March 2, 1997	Boca Raton, Fla.	L	5-4
March 3, 1997	Boca Raton, Fla.	L	9-4

HAWAII 1-2 (.333)**0-0 H • 1-2 A • 0-0 N**

DATE	SITE	RESULT	SCORE
Feb. 15, 2001	Honolulu, Hawaii	W	3-2
Feb. 17, 2001	Honolulu, Hawaii	L	5-0
Feb. 9, 2007	Honolulu, Hawaii	L	2-1

HOFSTRA 1-1 (.500)**0-0 H • 0-0 A • 1-1 N**

DATE	SITE	RESULT	SCORE
May 20, 2004	Stanford, Calif..	L	1-0
Feb. 24, 2007	Columbus, Ga.	W	4-2

HOUSTON 0-1 (.000)**0-0 H • 0-0 A • 0-1 N**

DATE	SITE	RESULT	SCORE
May 18, 2012	Austin, Texas	L	2-1

ILLINOIS 1-1 (.500)**0-0 H • 0-0 A • 1-1 N**

DATE	SITE	RESULT	SCORE
March 18, 2018	Clearwater, Fla.	W	6-2
Feb. 9, 2020	Clearwater, Fla.	L	0-2

ILLINOIS STATE 2-3 (.400)**0-0 H • 0-0 A • 2-3 N**

DATE	SITE	RESULT	SCORE
March 7, 1999	Fullerton, Calif.	L	7-4
Jan. 30, 2004	Miami, Fla.	W	2-0
Feb. 4, 2005	Miami, Fla.	L	3-2 (8)
Feb. 26, 2010	Columbus, Ga.	L	5-4 (8)
Feb. 28, 2014	Kissimmee, Fla.	W	3-2

ILLINOIS-CHICAGO 1-0 (1.000)**0-0 H • 0-0 A • 1-0 N**

DATE	SITE	RESULT	SCORE
March 5, 2011	Norman, Okla.	W	3-2

INDIANA STATE 3-0 (1.000)**3-0 H • 0-0 A • 0-0 N**

DATE	SITE	RESULT	SCORE
Feb. 18, 2000	Auburn, Ala.	W	11-3
Feb. 14, 2013	Auburn, Ala.	W	7-1
Feb. 28, 2016	Auburn, Ala.	W	21-0 (5)

INDIANA 4-0 (1.000)**2-0 H • 0-0 A • 2-0 N**

DATE	SITE	RESULT	SCORE
Feb. 25, 2000	Auburn, Ala.	W	4-3
March 12, 2000	Tampa, Fla.	W	5-3
Feb. 28, 2009	Fullerton, Calif.	W	2-1
March 4, 2016	Auburn, Ala.	W	8-7 (8)

IOWA STATE 0-1 (.000)**0-0 H • 0-0 A • 0-1 N**

DATE	SITE	RESULT	SCORE
March 8, 2002	Tallahassee, Fla.	L	4-2

IOWA 2-2 (.500)**0-0 H • 0-0 A • 2-2 N**

DATE	SITE	RESULT	SCORE
Feb. 21, 1997	Tempe, Ariz.	L	7-5 (8)
March 5, 2005	Marietta, Ga.	W	2-1
March 6, 2005	Marietta, Ga.	L	16-1
May 15, 2009	Atlanta, Ga.	W	1-0

IPFW 2-0 (1.000)**2-0 H • 0-0 A • 0-0 N**

DATE	SITE	RESULT	SCORE
Feb. 11, 2012	Auburn, Ala.	W	2-0
March 14, 2014	Auburn, Ala.	W	10-0 (5)

JACKSONVILLE STATE 18-2 (.900)**11-0 H • 4-1 A • 2-2 N**

DATE	SITE	RESULT	SCORE
Feb. 26, 1997	Auburn, Ala.	W	7-0
Feb. 26, 1997	Auburn, Ala.	W	3-0
March 11, 1997	Jacksonville, Ala.	W	5-1
March 11, 1997	Jacksonville, Ala.	L	2-0
Feb. 19, 2000	Auburn, Ala.	W	2-0
Feb. 20, 2000	Auburn, Ala.	W	6-0
March 30, 2005	Jacksonville, Ala.	W	7-2
Feb. 17, 2006	Auburn, Ala.	W	7-1
Feb. 27, 2007	Jacksonville, Ala.	W	1-0
April 2, 2008	Auburn, Ala.	W	8-0 (6)
Feb. 10, 2009	Jacksonville, Ala.	W	5-2
April 27, 2010	Auburn, Ala.	W	8-5
May 22, 2010	Atlanta, Ga.	W	15-1



ALL-TIME RESULTS BY OPPONENT

Feb. 13, 2011	Birmingham, Ala.	W	6-3
Feb. 21, 2014	Auburn, Ala.	W	6-5 (9)
Feb. 22, 2014	Auburn, Ala.	W	13-3 (5)
May 20, 2016	Auburn, Ala.	W	2-1
May 22, 2016	Auburn, Ala.	W	14-2 (5)
May 19, 2018	Tallahassee, Fla.	L	3-2

JACKSONVILLE **2-0 (.100)**

0-0 H • 1-0 A • 1-0 N

DATE	SITE	RESULT	SCORE
Feb. 6, 2009	Miami, Fla.	W	5-0
March 8, 2020	Jacksonville, Fla.	W	6-2

JAMES MADISON **1-2 (.333)**

1-1 H • 0-0 A • 0-1 N

DATE	SITE	RESULT	SCORE
Feb. 20, 2016	Clearwater, Fla.	L	3-2
Feb. 25, 2017	Auburn, Ala.	W	4-0
Feb. 26, 2017	Auburn, Ala.	L	1-0

KANSAS **1-2 (.333)**

1-0 H • 0-0 A • 0-2 N

DATE	SITE	RESULT	SCORE
Feb. 21, 1998	Tampa, Fla.	L	2-0
Feb. 16, 2013	Auburn, Ala.	W	8-5
Feb. 22, 2013	Corpus Christi, Texas	L	11-10

KENNESAW STATE **4-1 (.800)**

3-1 H • 0-0 A • 1-0 N

DATE	SITE	RESULT	SCORE
April 19, 2017	Auburn, Ala.	W	7-3
April 4, 2018	Auburn, Ala.	W	2-1
May 18, 2018	Tallahassee, Fla.	W	5-2
March 27, 2019	Auburn, Ala.	W	4-2
Feb. 13, 2020	Auburn, Ala.	L	4-1

KENT STATE **1-2 (.333)**

1-1 H • 0-0 A • 0-1 N

DATE	SITE	RESULT	SCORE
Feb. 27, 2000	Auburn, Ala.	L	1-0
Feb. 26, 2010	Columbus, Ga.	L	1-0 (8)
Feb. 9, 2013	Auburn, Ala.	W	5-3

KENTUCKY **41-20 (.672)**

23-5 H • 16-15 A • 2-0 N

DATE	SITE	RESULT	SCORE
March 23, 1997	Auburn, Ala.	W	5-4 (9)
March 23, 1997	Auburn, Ala.	W	5-0
March 22, 1998	Lexington, Ky.	L	6-1
March 22, 1998	Lexington, Ky.	W	9-4
March 28, 1999	Auburn, Ala.	L	7-6
March 28, 1999	Auburn, Ala.	W	9-1
March 24, 2000	Lexington, Ky.	L	4-3
March 24, 2000	Lexington, Ky.	L	10-6
April 28, 2001	Lexington, Ky.	W	6-3
April 28, 2001	Lexington, Ky.	L	8-5
April 29, 2001	Lexington, Ky.	L	7-6
April 27, 2002	Auburn, Ala.	L	8-5
April 27, 2002	Auburn, Ala.	W	6-1
April 28, 2002	Auburn, Ala.	W	17-1
April 18, 2003	Lexington, Ky.	W	9-1
April 18, 2003	Lexington, Ky.	W	5-4
April 19, 2003	Lexington, Ky.	W	1-0
May 1, 2004	Auburn, Ala.	W	6-1

May 1, 2004	Auburn, Ala.	W	1-0
May 2, 2004	Auburn, Ala.	W	6-0
Feb. 5, 2005	Miami, Fla.	W	9-1
April 30, 2005	Lexington, Ky.	L	5-2
April 30, 2005	Lexington, Ky.	W	8-0
May 1, 2005	Lexington, Ky.	W	10-0
March 11, 2006	Auburn, Ala.	W	2-1
March 11, 2006	Auburn, Ala.	W	3-0
March 12, 2006	Auburn, Ala.	W	7-6 (8)
March 10, 2007	Lexington, Ky.	W	10-1 (5)
March 10, 2007	Lexington, Ky.	W	9-4 (8)
March 11, 2007	Lexington, Ky.	L	2-1
May 3, 2008	Auburn, Ala.	W	14-1 (5)
May 3, 2008	Auburn, Ala.	W	3-2
May 4, 2008	Auburn, Ala.	W	5-4
March 14, 2009	Lexington, Ky.	L	4-3
March 14, 2009	Lexington, Ky.	L	8-0 (5)
March 15, 2009	Lexington, Ky.	L	8-0 (5)
March 13, 2010	Auburn, Ala.	W	3-2
March 14, 2010	Auburn, Ala.	L	5-3
March 15, 2010	Auburn, Ala.	W	1-0 (9)
May 6, 2011	Lexington, Ky.	W	5-3 (8)
May 7, 2011	Lexington, Ky.	L	10-2 (6)
May 8, 2011	Lexington, Ky.	W	2-1
March 23, 2012	Auburn, Ala.	L	8-4 (8)
March 24, 2012	Auburn, Ala.	L	5-2
March 25, 2012	Auburn, Ala.	W	2-1
March 28, 2014	Lexington, Ky.	W	7-6
March 30, 2014	Lexington, Ky.	W	6-4
March 30, 2014	Lexington, Ky.	L	2-1
March 20, 2015	Auburn, Ala.	W	5-0
March 21, 2015	Auburn, Ala.	W	4-1
March 22, 2015	Auburn, Ala.	W	9-7
April 1, 2016	Lexington, Ky.	W	9-0 (5)
April 2, 2016	Lexington, Ky.	W	6-5
April 3, 2016	Lexington, Ky.	W	3-1 (9)
May 11, 2017	Knoxville, Tenn.	W	2-0
March 23, 2018	Auburn, Ala.	W	3-1
March 24, 2018	Auburn, Ala.	W	1-0 (12)
March 25, 2018	Auburn, Ala.	W	6-4
April 21, 2019	Lexington, Ky.	L	7-0
April 21, 2019	Lexington, Ky.	L	7-3
April 22, 2019	Lexington, Ky.	L	7-0

LAGRANGE **2-0 (1.000)**

2-0 H • 0-0 A • 0-0 N

DATE	SITE	RESULT	SCORE
Feb. 14, 1998	Auburn, Ala.	W	8-0
Feb. 14, 1998	Auburn, Ala.	W	9-1

LIBERTY **3-0 (1.000)**

2-0 H • 0-0 A • 1-0 N

DATE	SITE	RESULT	SCORE
March 2, 2017	Auburn, Ala.	W	15-0 (5)
March 3, 2017	Auburn, Ala.	W	9-1 (6)
Feb. 8, 2020	Clearwater, Fla.	W	5-3

LIPSCOMB **3-1 (.750)**

2-0 H • 1-0 A • 0-1 N

DATE	SITE	RESULT	SCORE
Feb. 21, 2003	Macon, Ga.	L	1-0
Feb. 19, 2006	Auburn, Ala.	W	10-0 (5)
March 9, 2008	Auburn, Ala.	W	6-1
March 17, 2009	Nashville, Tenn.	W	5-1

**LIU BROOKLYN** **1-0 (1.000)**

0-0 H • 0-0 A • 1-0 N

DATE	SITE	RESULT	SCORE
Feb. 19, 2017	Clearwater, Fla.	W	9-4

LONG BEACH STATE **1-1 (.500)**

0-0 H • 0-0 A • 1-1 N

DATE	SITE	RESULT	SCORE
March 5, 2015	Fullerton, Calif.	W	8-7 (8)
Feb. 24, 2018	Cathedral City, Calif.	L	6-3

LONGWOOD **3-0 (1.000)**

3-0 H • 0-0 A • 0-0 N

DATE	SITE	RESULT	SCORE
April 8, 2016	Auburn, Ala.	W	2-1
April 9, 2016	Auburn, Ala.	W	5-2
April 10, 2016	Auburn, Ala.	W	6-5

LOUISIANA **2-1 (.667)**

2-0 H • 0-0 A • 0-1 N

DATE	SITE	RESULT	SCORE
Feb. 16, 2003	Monroe, La.	L	9-1
May 22, 2015	Auburn, Ala.	W	12-11 (8)
May 25, 2015	Auburn, Ala.	W	6-3

LOUISIANA MONROE **1-0 (1.000)**

1-0 H • 0-0 A • 0-0 N

DATE	SITE	RESULT	SCORE
Feb. 8, 2014	Auburn, Ala.	W	9-2

LOUISIANA TECH **5-1 (.833)**

4-0 H • 0-0 A • 1-1 N

DATE	SITE	RESULT	SCORE
Feb. 11, 2000	Grand Prairie, Texas	W	6-0
March 1, 2000	Auburn, Ala.	W	4-3
March 1, 2000	Auburn, Ala.	W	3-0
March 5, 2010	Auburn, Ala.	W	1-0
March 9, 2012	Auburn, Ala.	W	3-0
Feb. 9, 2019	Gulf Shores, Ala.	L	2-1

LOUISVILLE **1-1 (.500)**

1-0 H • 0-0 A • 0-1 N

DATE	SITE	RESULT	SCORE
Feb. 8, 2009	Miami, Fla.	L	5-3
March 9, 2019	Auburn, Ala.	W	6-2

LOYOLA **1-0 (1.000)**

1-0 H • 0-0 A • 0-0 N

DATE	SITE	RESULT	SCORE
Feb. 14, 2014	Auburn, Ala.	W	11-2 (5)

LOYOLA MARYMOUNT **2-0 (1.000)**

0-0 H • 0-0 A • 2-0 N

DATE	SITE	RESULT	SCORE
Feb. 16, 2012	Boca Raton, Fla.	W	10-2 (6)
Feb. 28, 2019	Fullerton, Calif.	W	9-2

LSU **20-52 (.278)**

9-22 H • 7-22 A • 4-8 N

DATE	SITE	RESULT	SCORE
March 15, 1997	Auburn, Ala.	L	5-0
March 15, 1997	Auburn, Ala.	L	4-1
March 16, 1997	Auburn, Ala.	L	5-4

March 16, 1997	Auburn, Ala.	L	8-2
May 9, 1997	Columbus, Ga.	W	4-2
March 6, 1998	Baton Rouge, La.	L	5-2
March 6, 1998	Baton Rouge, La.	L	6-3
March 8, 1998	Baton Rouge, La.	L	4-3
March 19, 1999	Auburn, Ala.	L	12-3
March 19, 1999	Auburn, Ala.	L	4-2
March 20, 1999	Auburn, Ala.	L	9-1
March 20, 1999	Auburn, Ala.	L	10-1
March 17, 2000	Baton Rouge, La.	L	6-5
March 17, 2000	Baton Rouge, La.	W	2-1
March 18, 2000	Baton Rouge, La.	L	9-1
March 18, 2000	Baton Rouge, La.	L	9-1
May 11, 2000	Columbus, Ga.	L	8-0
May 5, 2001	Auburn, Ala.	L	9-0
May 5, 2001	Auburn, Ala.	L	6-3
May 6, 2001	Auburn, Ala.	W	7-3
May 10, 2001	Chattanooga, Tenn.	L	6-0
May 12, 2001	Chattanooga, Tenn.	L	4-1
May 1, 2002	Baton Rouge, La.	L	8-0
May 1, 2002	Baton Rouge, La.	W	2-1
May 2, 2002	Baton Rouge, La.	L	5-0
April 26, 2003	Auburn, Ala.	L	2-0
April 26, 2003	Auburn, Ala.	L	5-4
April 27, 2003	Auburn, Ala.	L	10-1
April 24, 2004	Baton Rouge, La.	W	2-1
April 24, 2004	Baton Rouge, La.	L	11-0
May 15, 2004	Tuscaloosa, Ala.	W	2-0
May 16, 2004	Tuscaloosa, Ala.	L	1-0
April 23, 2005	Auburn, Ala.	W	7-4
April 23, 2005	Auburn, Ala.	W	8-0
April 24, 2005	Auburn, Ala.	W	2-0
April 8, 2006	Baton Rouge, La.	L	4-0
April 8, 2006	Baton Rouge, La.	L	6-5
April 9, 2006	Baton Rouge, La.	W	1-0
May 11, 2006	Athens, Ga.	L	4-1
March 31, 2007	Auburn, Ala.	L	9-0 (5)
March 31, 2007	Auburn, Ala.	L	4-1
April 1, 2007	Auburn, Ala.	L	5-2
March 21, 2008	Baton Rouge, La.	L	8-1
March 21, 2008	Baton Rouge, La.	L	5-3 (10)
March 22, 2008	Baton Rouge, La.	L	10-0 (6)
May 8, 2008	Baton Rouge, La.	L	4-0
May 2, 2009	Auburn, Ala.	L	3-2
May 2, 2009	Auburn, Ala.	W	6-1
May 3, 2009	Auburn, Ala.	L	4-1
March 20, 2010	Baton Rouge, La.	L	7-0
March 20, 2010	Baton Rouge, La.	L	4-3
March 21, 2010	Baton Rouge, La.	L	4-0
April 20, 2011	Auburn, Ala.	L	7-3
April 20, 2011	Auburn, Ala.	L	1-0
March 14, 2012	Baton Rouge, La.	L	4-1
March 14, 2012	Baton Rouge, La.	W	2-0
March 7, 2014	Auburn, Ala.	L	4-1
March 8, 2014	Auburn, Ala.	W	6-4
March 9, 2014	Auburn, Ala.	W	7-0
May 1, 2015	Baton Rouge, La.	W	2-1
May 2, 2015	Baton Rouge, La.	W	1-0
May 3, 2015	Baton Rouge, La.	L	7-1
May 28, 2015	Oklahoma City, Okla.	L	6-1
May 14, 2016	Starkville, Miss.	W	7-1
March 10, 2017	Auburn, Ala.	W	5-4
March 12, 2017	Auburn, Ala.	L	8-0 (6)
March 12, 2017	Auburn, Ala.	W	5-4
May 13, 2017	Knoxville, Tenn.	L	6-0



March 9, 2018	Baton Rouge, La.	L	3-2 (14)
March 10, 2018	Baton Rouge, La.	L	3-2
March 11, 2018	Baton Rouge, La.	L	1-0

MARIST 1-0 (1.000)

0-0 H • 0-0 A • 1-0 N

DATE	SITE	RESULT	SCORE
May 19, 2006	Tucson, Ariz.	W	14-0 (5)

MARSHALL 7-0 (1.000)

6-0 H • 0-0 A • 1-0 N

DATE	SITE	RESULT	SCORE
Feb. 11, 2005	Auburn, Ala.	W	8-0
Feb. 13, 2005	Auburn, Ala.	W	8-0
Feb. 16, 2008	Auburn, Ala.	W	7-2
Feb. 26, 2011	Auburn, Ala.	W	8-1
Feb. 14, 2014	Auburn, Ala.	W	19-5 (5)
Feb. 21, 2015	Tampa, Fla.	W	5-4
Feb. 8, 2018	Auburn, Ala.	W	4-0

MARYLAND 3-1 (.750)

2-0 H • 0-0 A • 1-1 N

DATE	SITE	RESULT	SCORE
March 4, 2007	Tampa, Fla.	L	5-4
March 1, 2014	Kissimmee, Fla.	W	16-3 (5)
Feb. 17, 2018	Auburn, Ala.	W	12-1 (5)
Feb. 18, 2018	Auburn, Ala.	W	8-0 (5)

MASSACHUSETTS 1-1 (.500)

0-0 H • 0-0 A • 1-1 N

DATE	SITE	RESULT	SCORE
March 1, 1998	Columbus, Ga.	W	4-2
March 1, 2008	Columbus, Ga.	L	6-3

MCNEESE STATE 2-0 (1.000)

2-0 H • 0-0 A • 0-0 N

DATE	SITE	RESULT	SCORE
Feb. 15, 2008	Auburn, Ala.	W	7-6
Feb. 17, 2011	Auburn, Ala.	W	7-5

MERCER 19-4 (.826)

14-3 H • 5-1 A • 0-0 N

DATE	SITE	RESULT	SCORE
April 5, 2000	Auburn, Ala.	W	11-2
April 5, 2000	Auburn, Ala.	W	11-3
April 25, 2001	Auburn, Ala.	W	7-3
April 25, 2001	Auburn, Ala.	W	12-0
Feb. 2, 2002	Auburn, Ala.	W	7-0
Feb. 3, 2002	Auburn, Ala.	W	5-1
Feb. 9, 2002	Macon, Ga.	W	3-2
Feb. 9, 2002	Macon, Ga.	W	7-3
Feb. 7, 2003	Auburn, Ala.	W	9-2
Feb. 8, 2003	Auburn, Ala.	W	3-0
Feb. 22, 2003	Macon, Ga.	W	5-4
Feb. 18, 2006	Auburn, Ala.	W	19-0 (5)
March 25, 2008	Macon, Ga.	L	1-0
March 25, 2008	Macon, Ga.	W	10-0 (5)
March 3, 2009	Auburn, Ala.	L	7-6 (9)
March 3, 2009	Auburn, Ala.	L	1-0
April 13, 2010	Macon, Ga.	W	4-0
April 6, 2011	Auburn, Ala.	L	3-0
April 6, 2011	Auburn, Ala.	W	5-0

Feb. 12, 2015	Auburn, Ala.	W	7-3
Feb. 14, 2015	Auburn, Ala.	W	9-1 (5)
Feb. 19, 2017	Auburn, Ala.	W	10-1 (5)
March 8, 2019	Auburn, Ala.	W	10-2 (6)

MIAMI (OHIO) 2-0 (1.000)

1-0 H • 0-0 A • 1-0 N

DATE	SITE	RESULT	SCORE
March 10, 2000	Tampa, Fla.	W	3-2
Feb. 10, 2006	Auburn, Ala.	W	15-1 (5)

MICHIGAN STATE 3-2 (.600)

2-0 H • 0-0 A • 1-2 N

DATE	SITE	RESULT	SCORE
Feb. 21, 1997	Tempe, Ariz.	L	5-3
Feb. 22, 1997	Tempe, Ariz.	L	4-3
Feb. 25, 2012	Boca Raton, Fla.	W	4-1
March 7, 2019	Auburn, Ala.	W	5-0
March 9, 2019	Auburn, Ala.	W	3-2

MICHIGAN 0-5 (.000)

0-2 H • 0-0 A • 0-3 N

DATE	SITE	RESULT	SCORE
Feb. 25, 2000	Auburn, Ala.	L	10-3
Feb. 28, 2006	Auburn, Ala.	L	1-0
Feb. 23, 2007	Columbus, Ga.	L	5-1 (8)
Feb. 24, 2008	Orlando, Fla.	L	9-0 (5)
March 2, 2012	Orlando, Fla.	L	4-0

MIDDLE TENNESSEE 12-2 (.857)

5-0 H • 2-0 A • 5-2 N

DATE	SITE	RESULT	SCORE
March 28, 1997	Atlanta, Ga.	L	10-5
Feb. 26, 1999	Statesboro, Ga.	W	3-2
Feb. 28, 1999	Statesboro, Ga.	W	2-1
March 8, 2002	Tallahassee, Fla.	L	9-3
March 10, 2002	Tallahassee, Fla.	W	6-0
April 22, 2002	Murfreesboro, Tenn.	W	10-4 (8)
March 4, 2005	Marietta, Ga.	W	13-1
March 4, 2005	Marietta, Ga.	W	7-0
Feb. 17, 2006	Auburn, Ala.	W	5-2
Feb 20, 2009	Auburn, Ala.	W	4-0
April 28, 2010	Auburn, Ala.	W	8-0 (5)
Feb. 27, 2011	Auburn, Ala.	W	10-0 (5)
March 1, 2013	Auburn, Ala.	W	7-3
March 13, 2013	Murfreesboro, Tenn.	W	5-2

MINNESOTA 3-4 (.429)

2-2 H • 1-1 A • 0-1 N

DATE	SITE	RESULT	SCORE
Feb. 27, 1998	Columbus, Ga.	L	8-2
Feb. 10, 2006	Auburn, Ala.	W	7-0
March 2, 2013	Auburn, Ala.	W	4-3 (8)
May 18, 2014	Minneapolis, Minn.	W	4-3 (8)
May 18, 2014	Minneapolis, Minn.	L	8-6
Feb. 28, 2020	Auburn, Ala.	L	4-5
Feb. 29, 2020	Auburn, Ala.	W	5-1

MISSISSIPPI STATE 34-32 (.515)

20-15 H • 13-16 A • 1-1 N

DATE	SITE	RESULT	SCORE
May 3, 1997	Auburn, Ala.	L	6-3
May 3, 1997	Auburn, Ala.	L	4-0
May 4, 1997	Auburn, Ala.	W	5-4



May 4, 1997	Auburn, Ala.	W	4-1
May 1, 1998	Auburn, Ala.	W	2-0
May 1, 1998	Auburn, Ala.	L	1-0
May 2, 1998	Auburn, Ala.	L	6-2
May 2, 1998	Auburn, Ala.	L	3-2
May 7, 1999	Starkville, Miss.	L	4-3
May 7, 1999	Starkville, Miss.	L	8-0
May 8, 1999	Starkville, Miss.	L	8-0
May 8, 1999	Starkville, Miss.	L	4-3
April 30, 2000	Auburn, Ala.	L	3-2
April 30, 2000	Auburn, Ala.	L	9-4
May 1, 2000	Auburn, Ala.	W	5-2
May 1, 2000	Auburn, Ala.	L	10-2
May 12, 2000	Columbus, Ga.	L	9-3
April 14, 2001	Starkville, Miss.	L	5-4
April 14, 2001	Starkville, Miss.	L	7-2
April 15, 2001	Starkville, Miss.	L	4-3
April 13, 2002	Auburn, Ala.	L	2-1
April 13, 2002	Auburn, Ala.	W	6-4
April 14, 2002	Auburn, Ala.	L	3-1
April 5, 2003	Starkville, Miss.	W	7-3
April 5, 2003	Starkville, Miss.	L	7-1
April 2, 2004	Auburn, Ala.	W	3-2
April 3, 2004	Auburn, Ala.	W	7-3
April 3, 2004	Auburn, Ala.	L	3-2
May 15, 2004	Tuscaloosa, Ala.	W	4-3
April 2, 2005	Starkville, Miss.	W	10-2
April 2, 2005	Starkville, Miss.	L	4-3
April 3, 2005	Starkville, Miss.	W	6-4
April 14, 2006	Auburn, Ala.	W	4-1
April 15, 2006	Auburn, Ala.	W	6-5
April 15, 2006	Auburn, Ala.	W	5-3
March 24, 2007	Starkville, Miss.	L	3-1
March 24, 2007	Starkville, Miss.	L	4-1
March 25, 2007	Starkville, Miss.	W	2-1
March 11, 2008	Auburn, Ala.	L	8-3
March 11, 2008	Auburn, Ala.	W	5-4 (9)
March 12, 2008	Auburn, Ala.	W	8-0 (5)
April 22, 2009	Starkville, Miss.	L	2-1 (10)
April 22, 2009	Starkville, Miss.	W	8-3
April 21, 2010	Auburn, Ala.	L	3-2
April 21, 2010	Auburn, Ala.	L	2-1
April 8, 2011	Starkville, Miss.	L	4-3
April 9, 2011	Starkville, Miss.	W	5-3
April 10, 2011	Starkville, Miss.	W	5-4 (8)
May 4, 2012	Auburn, Ala.	L	3-1
May 5, 2012	Auburn, Ala.	W	4-1
May 6, 2012	Auburn, Ala.	W	2-1
March 29, 2013	Starkville, Miss.	W	8-3
March 29, 2013	Starkville, Miss.	W	7-5
March 30, 2013	Starkville, Miss.	L	4-3
March 21, 2014	Auburn, Ala.	W	11-3 (6)
March 22, 2014	Auburn, Ala.	W	5-2
March 23, 2014	Auburn, Ala.	L	5-2
March 18, 2016	Starkville, Miss.	W	3-2 (14)
March 19, 2016	Starkville, Miss.	L	6-3
March 20, 2016	Starkville, Miss.	W	2-0
April 28, 2017	Auburn, Ala.	W	4-2
April 29, 2017	Auburn, Ala.	W	6-2
April 30, 2017	Auburn, Ala.	W	6-3
March 22, 2019	Starkville, Miss.	L	7-6
March 23, 2019	Starkville, Miss.	W	7-4 (8)
March 24, 2019	Starkville, Miss.	W	9-0 (5)

MARIST 1-0 (1.000)

0-0 H • 0-0 A • 1-0 N

DATE	SITE	RESULT	SCORE
May 19, 2006	Tucson, Ariz.	W	14-0 (5)

MISSISSIPPI VALLEY STATE 2-0 (1.000)

2-0 H • 0-0 A • 0-0 N

DATE	SITE	RESULT	SCORE
April 23, 2011	Auburn, Ala.	W	11-3 (6)
April 23, 2011	Auburn, Ala.	W	14-1 (5)

MISSOURI STATE 0-1 (.000)

0-0 H • 0-0 A • 1-0 N

DATE	SITE	RESULT	SCORE
Feb. 9, 2019	Gulf Shores, Ala.	L	4-3

MISSOURI 8-8 (.500)

3-5 H • 2-3 A • 3-0 N

DATE	SITE	RESULT	SCORE
Feb. 8, 2003	Auburn, Ala.	L	8-3
Feb. 9, 2003	Auburn, Ala.	W	3-2
Feb. 24, 2006	Santa Barbara, Calif.	W	2-0
April 11, 2014	Auburn, Ala.	L	4-2
April 12, 2014	Auburn, Ala.	L	8-7
April 13, 2014	Auburn, Ala.	L	7-6
March 27, 2015	Columbia, Mo.	W	14-6 (5)
March 28, 2015	Columbia, Mo.	L	5-4 (8)
March 29, 2015	Columbia, Mo.	W	10-8
May 7, 2015	Baton Rouge, La.	W	5-2
April 14, 2017	Auburn, Ala.	L	6-1
April 15, 2017	Auburn, Ala.	W	5-4
April 16, 2017	Auburn, Ala.	W	6-1
April 13, 2018	Columbia, Mo.	L	5-4
April 14, 2018	Columbia, Mo.	L	5-1
May 8, 2019	College Station, Texas	W	3-0

MISSOURI-KANSAS CITY 2-0 (1.000)

2-0 H • 0-0 A • 0-0 N

DATE	SITE	RESULT	SCORE
March 9, 2002	Auburn, Ala.	W	4-2
Feb. 13, 2009	Auburn, Ala.	W	11-3

MOREHEAD STATE 2-0 (1.000)

2-0 H • 0-0 A • 0-0 N

DATE	SITE	RESULT	SCORE
Feb. 15, 2009	Auburn, Ala.	W	2-0
Feb. 8, 2014	Auburn, Ala.	W	12-0 (5)

MURRAY STATE 4-0 (1.000)

4-0 H • 0-0 A • 0-0 N

DATE	SITE	RESULT	SCORE
Feb. 26, 2011	Auburn, Ala.	W	14-2 (6)
March 19, 2014	Auburn, Ala.	W	10-0 (5)
March 19, 2014	Auburn, Ala.	W	11-7
March 5, 2016	Auburn, Ala.	W	10-0 (5)

NEBRASKA 2-3 (.400)

1-0 H • 0-0 A • 1-3 N

DATE	SITE	RESULT	SCORE
Feb. 27, 1998	Columbus, Ga.	L	6-3
Feb. 8, 2007	Honolulu, Hawaii	L	1-0 (8)
Feb. 11, 2007	Honolulu, Hawaii	L	1-0
Feb. 20, 2010	Auburn, Ala.	W	2-1



Feb. 10, 2017 Puerto Vallarta, Mexico W 3-2

NEBRASKA-OMAHA 1-0 (1.000)

1-0 H • 0-0 A • 0-0 N

DATE	SITE	RESULT	SCORE
Feb. 15, 2014	Auburn, Ala.	W	4-2

NEVADA 0-1 (.000)

0-0 H • 0-0 A • 0-1 N

DATE	SITE	RESULT	SCORE
Feb. 27, 2009	Fullerton, Calif.	L	5-1

NEW MEXICO STATE 1-0 (1.000)

0-0 H • 0-0 A • 1-0 N

DATE	SITE	RESULT	SCORE
Feb. 16, 2002	Tucson, Ariz.	W	2-0

NEW MEXICO 0-3 (.000)

0-0 H • 0-0 A • 0-3 N

DATE	SITE	RESULT	SCORE
Feb. 20, 1999	College Station, Texas	L	3-0
Feb. 21, 1999	College Station, Texas	L	10-1
Feb. 23, 2013	Corpus Christi, Texas	L	2-1

NORTH CAROLINA STATE 1-0 (1.000)

0-0 H • 0-0 A • 1-0 N

DATE	SITE	RESULT	SCORE
Feb. 28, 2010	Columbus, Ga.	W	2-1

NORTH CAROLINA 2-1 (.667)

0-0 H • 0-0 A • 2-1 N

DATE	SITE	RESULT	SCORE
Feb. 23, 2007	Columbus, Ga.	W	3-0 (8)
Feb. 7, 2009	Miami, Fla.	W	6-5
March 3, 2012	Orlando, Fla.	L	1-0 (8)

NORTH DAKOTA STATE 5-1 (.833)

3-0 H • 0-0 A • 2-1 N

DATE	SITE	RESULT	SCORE
Feb. 7, 2014	Auburn, Ala.	W	11-3 (6)
May 16, 2014	Minneapolis, Minn.	L	5-2
May 17, 2014	Minneapolis, Minn.	W	1-0
March 17, 2017	Tampa, Fla.	W	2-1
Feb. 22, 2019	Auburn, Ala.	W	4-1
Feb. 23, 2019	Auburn, Ala.	W	10-2 (5)

NORTH DAKOTA 2-0 (1.000)

2-0 H • 0-0 A • 0-0 N

DATE	SITE	RESULT	SCORE
Feb. 23, 2017	Auburn, Ala.	W	6-0
Feb. 24, 2017	Auburn, Ala.	W	8-0 (6)

NORTH TEXAS 1-0 (1.000)

0-0 H • 0-0 A • 1-0 N

DATE	SITE	RESULT	SCORE
Feb. 6, 2004	Waco, Texas	W	7-2

NORTHERN ILLINOIS 1-0 (1.000)

1-0 H • 0-0 A • 0-0 N

DATE	SITE	RESULT	SCORE
Feb. 10, 2001	Auburn, Ala.	W	7-2

NORTHWESTERN STATE 1-0 (1.000)

0-0 H • 0-0 A • 1-0 N

DATE	SITE	RESULT	SCORE
Feb. 6, 2004	Waco, Texas	W	2-0

NORTHWESTERN 1-1 (.500)

0-0 H • 0-0 A • 1-1 N

DATE	SITE	RESULT	SCORE
Jan. 21, 2003	Tampa, Fla.	L	6-1
Feb. 21, 2020	Cathedral City, Calif.	W	6-4

NOTRE DAME 4-5 (.800)

0-2 H • 0-0 A • 4-3 N

DATE	SITE	RESULT	SCORE
Feb. 22, 1997	Tempe, Ariz.	L	4-2
Feb. 21, 1998	Tampa, Fla.	W	2-0
Feb. 28, 1998	Columbus, Ga.	L	1-0
Feb. 15, 2020	Tucson, Ariz.	L	3-2 (10)
Feb. 16, 2007	Auburn, Ala.	L	3-2
Feb. 13, 2010	Tempe, Ariz.	W	5-2
Feb. 9, 2014	Auburn, Ala.	L	3-2 (8)
Feb. 22, 2018	Cathedral City, Calif.	W	6-2
Feb. 7, 2020	Clearwater, Fla.	W	4-1

OHIO STATE 4-2 (.667)

2-1 H • 0-0 A • 2-1 N

DATE	SITE	RESULT	SCORE
Feb. 10, 2001	Auburn, Ala.	W	3-2
Feb. 11, 2001	Auburn, Ala.	L	4-0 (9)
May 18, 2006	Tucson, Ariz.	L	1-0 (10)
May 19, 2006	Tucson, Ariz.	W	4-0
Feb. 27, 2015	Auburn, Ala.	W	14-2 (5)
March 18, 2017	Clearwater, Fla.	W	8-0 (6)

OHIO 1-0 (1.000)

1-0 H • 0-0 A • 0-0 N

DATE	SITE	RESULT	SCORE
Feb. 19, 2010	Auburn, Ala.	W	6-0

OKLAHOMA STATE 4-1 (.800)

1-0 H • 1-1 A • 2-0 N

DATE	SITE	RESULT	SCORE
Feb. 11, 2000	Grand Prairie, Texas	W	6-3
March 5, 2011	Stillwater, Okla.	W	4-3
March 6, 2012	Stillwater, Okla.	L	3-2
Feb. 17, 2012	Auburn, Ala.	W	8-0 (5)
Feb. 19, 2016	Clearwater, Fla.	W	6-1

OKLAHOMA 2-6 (.250)

0-2 H • 0-1 A • 2-3 N

DATE	SITE	RESULT	SCORE
March 1, 2002	Miami, Fla.	L	6-2
March 4, 2011	Norman, Okla.	L	6-0
June 6, 2016	Oklahoma City, Okla.	L	3-2
June 7, 2016	Oklahoma City, Okla.	W	11-7
June 8, 2016	Oklahoma City, Okla.	L	2-1
Feb. 9, 2017	Puerto Vallarta, Mexico	W	3-2
May 26, 2017	Auburn, Ala.	L	4-0
May 27, 2017	Auburn, Ala.	L	5-2

**OLE MISS****45-19 (.703)****19-13 H • 26-6 A • 0-0 N**

DATE	SITE	RESULT	SCORE
April 19, 1997	Oxford, Miss.	W	7-4
April 19, 1997	Oxford, Miss.	W	4-2
April 20, 1997	Oxford, Miss.	W	9-4
April 20, 1997	Oxford, Miss.	L	5-0
April 18, 1998	Auburn, Ala.	L	4-0
April 18, 1998	Auburn, Ala.	W	8-0
April 19, 1998	Auburn, Ala.	L	4-3
April 19, 1998	Auburn, Ala.	L	10-2
April 23, 1999	Oxford, Miss.	W	7-6
April 23, 1999	Oxford, Miss.	W	5-0
April 24, 1999	Oxford, Miss.	W	6-5
April 24, 1999	Oxford, Miss.	W	5-2
April 21, 2000	Auburn, Ala.	L	2-1 (9)
April 21, 2000	Auburn, Ala.	W	4-2
April 22, 2000	Auburn, Ala.	W	6-0
April 22, 2000	Auburn, Ala.	L	6-2
March 31, 2001	Oxford, Miss.	W	4-0
March 31, 2001	Oxford, Miss.	W	13-7 (10)
April 1, 2001	Oxford, Miss.	L	3-2
March 30, 2002	Auburn, Ala.	W	4-0
March 30, 2002	Auburn, Ala.	W	3-0
March 31, 2002	Auburn, Ala.	W	4-0
March 22, 2003	Oxford, Miss.	W	3-0
March 22, 2003	Oxford, Miss.	W	2-0
March 23, 2003	Oxford, Miss.	W	4-0
March 20, 2004	Auburn, Ala.	W	5-0
March 20, 2004	Auburn, Ala.	W	9-0
March 21, 2004	Auburn, Ala.	L	3-1
March 19, 2005	Oxford, Miss.	L	2-0
March 19, 2005	Oxford, Miss.	W	4-0
March 20, 2005	Oxford, Miss.	W	4-3
May 6, 2006	Auburn, Ala.	W	2-0
May 6, 2006	Auburn, Ala.	L	5-4
May 7, 2006	Auburn, Ala.	L	6-5
March 17, 2007	Auburn, Ala.	L	4-2
March 17, 2007	Auburn, Ala.	L	3-2
March 18, 2007	Auburn, Ala.	W	3-1
March 15, 2008	Oxford, Miss.	W	3-1
March 15, 2008	Oxford, Miss.	W	5-0
March 16, 2008	Oxford, Miss.	W	3-2 (11)
March 7, 2009	Auburn, Ala.	W	9-8 (13)
March 7, 2009	Auburn, Ala.	W	4-3
March 8, 2009	Auburn, Ala.	W	8-5
April 24, 2010	Oxford, Miss.	W	3-2
April 24, 2010	Oxford, Miss.	W	3-0
April 25, 2010	Oxford, Miss.	L	6-5
March 25, 2011	Auburn, Ala.	W	4-1
March 26, 2011	Auburn, Ala.	L	2-1
March 27, 2011	Auburn, Ala.	W	8-0 (5)
March 30, 2012	Oxford, Miss.	W	9-5 (10)
March 31, 2012	Oxford, Miss.	W	7-4
April 1, 2012	Oxford, Miss.	L	6-1
April 5, 2013	Auburn, Ala.	W	9-0 (6)
April 6, 2013	Auburn, Ala.	W	2-1
April 7, 2013	Auburn, Ala.	L	11-9
March 14, 2015	Oxford, Miss.	W	14-3 (5)
March 15, 2015	Oxford, Miss.	W	7-3
March 16, 2015	Oxford, Miss.	W	10-2 (6)
April 7, 2017	Auburn, Ala.	W	3-1
April 8, 2017	Auburn, Ala.	L	10-4
April 9, 2017	Auburn, Ala.	W	3-1
March 30, 2018	Oxford, Miss.	W	

March 31, 2018	Oxford, Miss.	W	5-1
April 1, 2018	Oxford, Miss.	L	3-2 (8)

OREGON**1-3 (.250)****0-0 H • 0-0 A • 1-3 N**

DATE	SITE	RESULT	SCORE
March 7, 1999	Fullerton, Calif.	L	6-2
May 21, 2010	Atlanta, Ga.	L	1-0
Feb. 28, 2014	Kissimmee, Fla.	L	3-0
March 1, 2019	Fullerton, Calif.	W	8-0 (5)

OREGON STATE**1-0 (1.000)****0-0 H • 0-0 A • 1-0 N**

DATE	SITE	RESULT	SCORE
Feb. 24, 2018	Cathedral City, Calif.	W	10-7

PACIFIC**1-2 (.333)****0-0 H • 0-0 A • 1-2 N**

DATE	SITE	RESULT	SCORE
March 6, 1999	Fullerton, Calif.	L	6-2
Feb. 8, 2004	Waco, Texas	L	2-1
March 5, 2015	Fullerton, Calif.	W	4-1

PENN STATE**2-1 (.667)****0-0 H • 0-0 A • 2-1 N**

DATE	SITE	RESULT	SCORE
Feb. 19, 1999	College Station, Texas	W	7-3
Feb. 20, 1999	College Station, Texas	W	3-0
March 4, 2012	Orlando, Fla.	L	3-2

PORTLAND STATE**3-0 (1.000)****0-0 H • 0-0 A • 3-0 N**

DATE	SITE	RESULT	SCORE
March 6, 1999	Fullerton, Calif.	W	8-0
Feb. 9, 2007	Honolulu, Hawaii	W	2-0
May 20, 2011	Seattle, Wash.	W	2-1

PRESBYTERIAN**1-0 (1.000)****1-0 H • 0-0 A • 0-0 N**

DATE	SITE	RESULT	SCORE
March 11, 2012	Auburn, Ala.	W	8-0 (5)

PURDUE**2-1 (.667)****2-1 H • 0-0 A • 0-0 N**

DATE	SITE	RESULT	SCORE
Feb. 9, 2001	Auburn, Ala.	W	7-2
Feb. 22, 2009	Auburn, Ala.	L	3-1
Feb. 23, 2014	Auburn, Ala.	W	8-0 (5)

RADFORD**4-1 (.800)****3-1 H • 0-0 A • 1-0 N**

DATE	SITE	RESULT	SCORE
March 9, 1997	Auburn, Ala.	L	5-4
March 2, 2014	Kissimmee, Fla.	W	8-0 (5)
March 14, 2014	Auburn, Ala.	W	9-0 (5)
March 8, 2019	Auburn, Ala.	W	5-2
March 10, 2019	Auburn, Ala.	W	7-2

**SACRAMENTO STATE 2-0 (1.000)**

0-0 H • 0-0 A • 2-0 N

DATE	SITE	RESULT	SCORE
Feb. 20, 2004	San Diego, Calif.	W	6-2
Feb. 25, 2005	Palo Alto, Calif.	W	2-1

SAM HOUSTON STATE 1-0 (1.000)

0-0 H • 0-0 A • 1-0 N

DATE	SITE	RESULT	SCORE
Feb. 2, 2003	Tampa, Fla.	W	6-5

SAMFORD 16-6 (.727)

9-3 H • 3-3 A • 1-0 N

DATE	SITE	RESULT	SCORE
Feb. 18, 1997	Birmingham, Ala.	W	4-2 (10)
Feb. 18, 1997	Birmingham, Ala.	W	4-3
Feb. 25, 1998	Auburn, Ala.	W	8-0
Feb. 25, 1998	Auburn, Ala.	L	5-4
Feb. 23, 2000	Auburn, Ala.	L	1-0 (8)
Feb. 23, 2000	Auburn, Ala.	L	4-3
Feb. 7, 2001	Birmingham, Ala.	W	2-1
Feb. 7, 2001	Birmingham, Ala.	W	9-1
March 10, 2001	Birmingham, Ala.	L	3-2
March 11, 2001	Birmingham, Ala.	L	3-2
Feb. 19, 2002	Auburn, Ala.	W	4-3
Feb. 19, 2002	Auburn, Ala.	W	9-1
Feb. 11, 2003	Birmingham, Ala.	L	1-0
Feb. 24, 2004	Auburn, Ala.	W	4-0
March 8, 2006	Auburn, Ala.	W	1-0
March 5, 2008	Birmingham, Ala.	W	7-3
April 7, 2010	Auburn, Ala.	W	13-0 (5)
Feb. 13, 2011	Auburn, Ala.	W	5-0
Feb. 13, 2013	Auburn, Ala.	W	2-1
Feb. 21, 2014	Auburn, Ala.	W	3-0
March 1, 2015	Auburn, Ala.	W	13-0 (5)
March 16, 2016	Birmingham, Ala.	W	18-1 (5)

SAN DIEGO STATE 1-0 (1.000)

0-0 H • 1-0 A • 0-0 N

DATE	SITE	RESULT	SCORE
Feb. 21, 2004	San Diego, Calif.	W	1-0

SAN JOSE STATE 1-0 (1.000)

0-0 H • 0-0 A • 1-0 N

DATE	SITE	RESULT	SCORE
Feb. 23, 2018	Cathedral City, Calif.	W	4-0

SAVANNAH STATE 1-0 (1.000)

1-0 H • 0-0 A • 0-0 N

DATE	SITE	RESULT	SCORE
March 15, 2014	Auburn, Ala.	W	22-0 (5)

SIU EDWARDSVILLE 4-0 (1.000)

4-0 H • 0-0 A • 0-0 N

DATE	SITE	RESULT	SCORE
Feb. 21, 2010	Auburn, Ala.	W	7-0
Feb. 28, 2015	Auburn, Ala.	W	8-5
Feb. 16, 2017	Auburn, Ala.	W	4-3 (8)
Feb. 17, 2017	Auburn, Ala.	W	8-1

SOUTH ALABAMA 5-1 (.833)

3-1 H • 2-0 A • 0-0 N

DATE	SITE	RESULT	SCORE
April 10, 2007	Auburn, Ala.	W	3-0
Feb. 20, 2008	Mobile, Ala.	W	4-3
April 14, 2009	Auburn, Ala.	L	3-1 (10)
March 23, 2011	Mobile, Ala.	W	3-1
May 16, 2015	Auburn, Ala.	W	1-0
May 17, 2015	Auburn, Ala.	W	7-4

SOUTH CAROLINA 35-28 (.556)

18-13 H • 13-14 A • 4-1 N

DATE	SITE	RESULT	SCORE
April 27, 1997	Columbia, S.C.	L	4-0
April 27, 1997	Columbia, S.C.	L	4-2
May 10, 1997	Columbus, Ga.	L	9-0
April 26, 1998	Auburn, Ala.	L	4-2
April 26, 1998	Auburn, Ala.	L	5-3
May 2, 1999	Columbia, S.C.	L	4-0
May 2, 1999	Columbia, S.C.	L	2-1
Feb. 26, 2000	Auburn, Ala.	W	4-2
March 4, 2000	Auburn, Ala.	L	5-3
March 4, 2000	Auburn, Ala.	W	4-3
April 7, 2001	Auburn, Ala.	L	5-3 (10)
April 7, 2001	Auburn, Ala.	L	10-0
April 8, 2001	Auburn, Ala.	L	4-3
April 6, 2002	Columbia, S.C.	L	4-2
April 6, 2002	Columbia, S.C.	L	3-1
April 7, 2002	Columbia, S.C.	L	3-2
March 29, 2003	Auburn, Ala.	L	12-1
March 29, 2003	Auburn, Ala.	W	2-1
March 30, 2003	Auburn, Ala.	L	4-0
March 27, 2004	Columbia, S.C.	W	1-0
March 27, 2004	Columbia, S.C.	W	5-1
March 28, 2004	Columbia, S.C.	W	6-5
May 14, 2004	Tuscaloosa, Ala.	W	2-0
March 26, 2005	Auburn, Ala.	W	10-8
March 26, 2005	Auburn, Ala.	W	11-2
May 12, 2005	Gainesville, Fla.	W	8-0
April 29, 2006	Columbia, S.C.	L	5-2
April 29, 2006	Columbia, S.C.	W	4-0
April 30, 2006	Columbia, S.C.	L	7-1
April 28, 2007	Auburn, Ala.	W	8-0 (5)
April 28, 2007	Auburn, Ala.	W	1-0
April 29, 2007	Auburn, Ala.	W	3-0
April 6, 2008	Columbia, S.C.	L	2-0
April 6, 2008	Columbia, S.C.	L	3-2
March 28, 2009	Auburn, Ala.	W	3-2
March 29, 2009	Auburn, Ala.	W	12-4 (6)
March 29, 2009	Auburn, Ala.	L	5-0
March 27, 2010	Columbia, S.C.	W	4-1
March 27, 2010	Columbia, S.C.	W	5-3
March 28, 2010	Columbia, S.C.	W	11-3 (5)
March 18, 2011	Auburn, Ala.	W	9-1 (5)
March 19, 2011	Auburn, Ala.	W	3-0
March 20, 2011	Auburn, Ala.	W	3-2 (9)
April 27, 2012	Columbia, S.C.	W	1-0
April 28, 2012	Columbia, S.C.	W	3-2
April 29, 2012	Columbia, S.C.	W	4-1
April 19, 2013	Auburn, Ala.	L	8-4
April 20, 2013	Auburn, Ala.	W	7-1
April 21, 2013	Auburn, Ala.	L	3-1
May 2, 2014	Columbia, S.C.	W	5-3 (8)
May 3, 2014	Columbia, S.C.	L	7-4
May 4, 2014	Columbia, S.C.	L	4-2



May 7, 2014	Columbia, S.C.	W	7-5
March 25, 2016	Auburn, Ala.	W	10-0 (5)
March 26, 2016	Auburn, Ala.	W	5-2
March 26, 2016	Auburn, Ala.	W	4-3
April 21, 2017	Columbia, S.C.	W	2-0
April 22, 2017	Columbia, S.C.	W	2-0
April 23, 2017	Columbia, S.C.	L	3-0
April 12, 2019	Auburn, Ala.	W	5-4
April 13, 2019	Auburn, Ala.	L	10-1
April 14, 2019	Auburn, Ala.	L	8-4

SOUTHEASTERN LOUISIANA 4-0 (1.000)

2-0 H • 1-0 A • 1-0 N

DATE	SITE	RESULT	SCORE
March 20, 2000	Hammond, La.	W	8-1
Feb. 1, 2002	Auburn, Ala.	W	2-1 (8)
Feb. 3, 2002	Auburn, Ala.	W	1-0
Feb. 14, 2003	Monroe, La.	W	3-2

SOUTHERN ILLINOIS 1-3 (.250)

1-1 H • 0-0 A • 1-1 N

DATE	SITE	RESULT	SCORE
March 11, 1998	Auburn, Ala.	W	1-0
March 11, 1998	Auburn, Ala.	L	1-0
Feb. 24, 2007	Columbus, Ga.	L	3-2 (9)
Feb. 27, 2010	Columbus, Ga.	L	1-0

SOUTHERN MISS 5-0 (1.000)

2-0 H • 2-0 A • 1-0 N

DATE	SITE	RESULT	SCORE
March 1, 2006	Huntsville, Ala.	W	4-1
Feb. 18, 2011	Auburn, Ala.	W	3-0
April 9, 2013	Auburn, Ala.	W	3-1
March 12, 2018	Hattiesburg, Miss.	W	9-2
March 12, 2018	Hattiesburg, Miss.	W	5-0

SOUTHERN 2-0 (1.000)

1-0 H • 0-0 A • 1-0 N

DATE	SITE	RESULT	SCORE
Feb. 23, 2013	Corpus Christi, Texas	W	7-1
March 3, 2013	Auburn, Ala.	W	14-0 (5)

ST. FRANCIS (PA.) 2-0 (1.000)

2-0 H • 0-0 A • 0-0 N

DATE	SITE	RESULT	SCORE
Feb. 16, 2018	Auburn, Ala.	W	4-3
Feb. 17, 2018	Auburn, Ala.	W	5-0

ST. JOHN'S 1-0 (1.000)

1-0 H • 0-0 A • 0-0 N

DATE	SITE	RESULT	SCORE
Feb. 27, 2016	Auburn, Ala.	W	9-0 (5)

STANFORD 0-2 (.000)

0-0 H • 0-0 A • 0-2 N

DATE	SITE	RESULT	SCORE
March 5, 1999	Fullerton, Calif.	L	9-0
Feb. 26, 2005	Palo Alto, Calif.	L	9-0

STEPHEN F. AUSTIN 1-0 (1.000)

0-0 H • 0-0 A • 1-0 N

DATE	SITE	RESULT	SCORE
May 17, 2008	College Station, Texas	W	2-0

STETSON 1-0 (1.000)

0-0 H • 0-0 A • 1-0 N

DATE	SITE	RESULT	SCORE
Feb. 27, 1999	Statesboro, Ga.	W	4-0

SYRACUSE 4-0 (1.000)

1-0 H • 0-0 A • 3-0 N

DATE	SITE	RESULT	SCORE
Feb. 9, 2001	Auburn, Ala.	W	7-0
March 2, 2008	Columbus, Ga.	W	6-0
March 2, 2012	Orlando, Fla.	W	5-0
March 1, 2014	Kissimmee, Fla.	W	10-1

TENNESSEE STATE 6-0 (1.000)

3-0 H • 2-0 A • 1-0 N

DATE	SITE	RESULT	SCORE
March 18, 2009	Nashville, Tenn.	W	10-0 (5)
Feb. 15, 2013	Auburn, Ala.	W	3-2
March 12, 2013	Nashville, Tenn.	W	6-2
March 9, 2016	Auburn, Ala.	W	7-0
March 9, 2016	Auburn, Ala.	W	8-0 (5)
Feb. 8, 2019	Gulf Shores, Ala.	W	11-4

TENNESSEE TECH 8-0 (1.000)

7-0 H • 0-0 A • 1-0 N

DATE	SITE	RESULT	SCORE
April 4, 2006	Pensacola, Fla.	W	4-0
Feb. 16, 2007	Auburn, Ala.	W	6-3
March 9, 2008	Auburn, Ala.	W	2-0
March 5, 2010	Auburn, Ala.	W	9-1
Feb. 9, 2014	Auburn, Ala.	W	8-4
May 15, 2015	Auburn, Ala.	W	4-1
Feb. 9, 2018	Auburn, Ala.	W	3-0
Feb. 10, 2018	Auburn, Ala.	W	18-0 (5)

TENNESSEE 27-38 (.415)

14-14 H • 9-21 A • 4-3 N

DATE	SITE	RESULT	SCORE
March 21, 1997	Auburn, Ala.	L	6-2
March 21, 1997	Auburn, Ala.	L	8-2
May 9, 1997	Columbus, Ga.	W	2-0
March 21, 1998	Knoxville, Tenn.	L	6-3
March 21, 1998	Knoxville, Tenn.	W	3-2
March 26, 1999	Auburn, Ala.	L	7-4
March 26, 1999	Auburn, Ala.	W	4-0
March 25, 2000	Knoxville, Tenn.	L	8-7 (9)
March 25, 2000	Knoxville, Tenn.	W	18-5
April 21, 2001	Auburn, Ala.	L	7-2
April 21, 2001	Auburn, Ala.	W	5-3
April 22, 2001	Auburn, Ala.	W	12-1
April 20, 2002	Knoxville, Tenn.	L	9-6
April 20, 2002	Knoxville, Tenn.	W	9-0
April 21, 2002	Knoxville, Tenn.	W	8-0
April 12, 2003	Auburn, Ala.	L	2-0
April 12, 2003	Auburn, Ala.	W	1-0
April 13, 2003	Auburn, Ala.	W	4-1
May 9, 2003	Plant City, Fla.	L	4-3 (9)
April 9, 2004	Knoxville, Tenn.	L	3-0
April 9, 2004	Knoxville, Tenn.	W	6-1
April 10, 2004	Knoxville, Tenn.	L	4-0
April 9, 2005	Auburn, Ala.	L	5-0
April 9, 2005	Auburn, Ala.	W	3-1
April 10, 2005	Auburn, Ala.	W	6-1
March 18, 2006	Knoxville, Tenn.	L	2-0



ALL-TIME RESULTS BY OPPONENT

March 18, 2006	Knoxville, Tenn.	W	3-1
March 19, 2006	Knoxville, Tenn.	L	8-0 (5)
April 21, 2007	Knoxville, Tenn.	L	10-0 (5)
April 21, 2007	Knoxville, Tenn.	L	2-1 (8)
April 22, 2007	Knoxville, Tenn.	L	5-1
March 29, 2008	Auburn, Ala.	L	8-4
March 29, 2008	Auburn, Ala.	W	1-0
March 30, 2008	Auburn, Ala.	W	2-1 (8)
April 10, 2009	Knoxville, Tenn.	L	5-2
April 11, 2009	Knoxville, Tenn.	L	2-1 (11)
April 11, 2009	Knoxville, Tenn.	L	3-2
April 10, 2010	Auburn, Ala.	W	2-1
April 10, 2010	Auburn, Ala.	L	2-1
April 11, 2010	Auburn, Ala.	L	5-3
April 1, 2011	Knoxville, Tenn.	L	2-1 (10)
April 2, 2011	Knoxville, Tenn.	W	9-1
April 3, 2011	Knoxville, Tenn.	L	8-0 (6)
May 13, 2011	Oxford, Miss.	L	2-1
April 6, 2012	Auburn, Ala.	L	9-1 (5)
April 7, 2012	Auburn, Ala.	L	5-3 (10)
April 8, 2012	Auburn, Ala.	L	6-2
May 10, 2012	Tuscaloosa, Ala.	L	2-1
April 12, 2013	Knoxville, Tenn.	L	5-3
April 13, 2013	Knoxville, Tenn.	L	6-1
April 14, 2013	Knoxville, Tenn.	L	6-0
April 2, 2015	Auburn, Ala.	W	6-2
April 3, 2015	Auburn, Ala.	L	8-6
April 4, 2015	Auburn, Ala.	W	12-9
May 9, 2015	Baton Rouge, La.	W	6-5 (9)
May 30, 2015	Oklahoma City, Okla.	W	4-2
May 1, 2016	Knoxville, Tenn.	L	10-2 (5)
May 1, 2016	Knoxville, Tenn.	L	12-1 (5)
April 6, 2018	Auburn, Ala.	L	2-1 (8)
April 7, 2018	Auburn, Ala.	W	2-0
April 8, 2018	Auburn, Ala.	W	6-0
April 6, 2019	Knoxville, Tenn.	W	10-5
April 7, 2019	Knoxville, Tenn.	W	3-0
April 7, 2019	Knoxville, Tenn.	L	8-1
May 9, 2019	College Station, Texas	W	2-0

TEXAS A&M CORPUS CHRISTI 2-0 (1.000)

0-0 H • 1-0 A • 1-0 N

DATE	SITE	RESULT	SCORE
Feb. 6, 2009	Miami, Fla.	W	2-0
Feb. 22, 2013	Corpus Christi, Texas	W	6-4 (5)

TEXAS A&M 11-8 (.579)

7-2 H • 3-5 A • 1-1 N

DATE	SITE	RESULT	SCORE
May 1, 1998	Columbus, Ga.	W	1-0
Feb. 19, 1999	College Station, Texas	L	3-0
Feb. 21, 1999	College Station, Texas	W	4-0
Feb. 23, 2001	Santa Barbara, Calif.	L	4-3
April 25, 2014	Auburn, Ala.	W	7-6
April 26, 2014	Auburn, Ala.	W	6-0
April 27, 2014	Auburn, Ala.	W	9-1 (5)
April 10, 2015	College Station, Texas	W	8-1
April 11, 2015	College Station, Texas	L	12-4 (5)
April 12, 2015	College Station, Texas	W	12-4
May 6, 2016	Auburn, Ala.	L	6-5 (8)
May 7, 2016	Auburn, Ala.	L	13-6
May 8, 2016	Auburn, Ala.	W	5-4
April 27, 2018	College Station, Texas	L	3-1
April 28, 2018	College Station, Texas	L	1-0
April 29, 2018	College Station, Texas	L	7-1

March 15, 2019	Auburn, Ala.	W	7-6
March 16, 2019	Auburn, Ala.	W	8-1
March 17, 2019	Auburn, Ala.	W	12-4 (6)

TEXAS STATE 3-0 (1.000)

2-0 H • 0-0 A • 1-0 N

DATE	SITE	RESULT	SCORE
Feb. 26, 2015	Auburn, Ala.	W	6-2
March 4, 2017	Auburn, Ala.	W	8-1
Feb. 8, 2020	Clearwater, Fla.	W	3-1

TEXAS TECH 2-1 (.667)

0-1 H • 0-0 A • 2-0 N

DATE	SITE	RESULT	SCORE
Feb. 25, 2005	Palo Alto, Calif.	W	4-1
Feb. 13, 2010	Tempe, Ariz.	W	6-1
Feb. 16, 2019	Auburn, Ala.	L	5-4

TEXAS 0-1 (.000)

0-0 H • 0-1 A • 0-0 N

DATE	SITE	RESULT	SCORE
May 19, 2012	Austin, Texas	L	6-1

TOLEDO 1-0 (1.000)

0-0 H • 0-0 A • 1-0 N

DATE	SITE	RESULT	SCORE
Feb. 22, 1997	Tempe, Ariz.	W	6-1

TROY 18-7-1 (.712)

10-3 H • 7-4-1 A • 1-0 N

DATE	SITE	RESULT	SCORE
March 3, 1998	Auburn, Ala.	L	7-3
March 3, 1998	Auburn, Ala.	L	4-1
April 7, 1999	Troy, Ala.	W	5-4
April 7, 1999	Troy, Ala.	W	7-0
Feb. 22, 2000	Auburn, Ala.	W	8-0
March 14, 2001	Troy, Ala.	L	3-1
March 6, 2002	Auburn, Ala.	W	4-0
Feb. 18, 2003	Troy, Ala.	L	4-3
March 2, 2004	Auburn, Ala.	W	2-0
April 7, 2004	Troy, Ala.	W	1-0
March 2, 2005	Troy, Ala.	W	3-2
March 14, 2006	Auburn, Ala.	W	4-3
March 7, 2007	Troy, Ala.	L	3-1
April 23, 2008	Auburn, Ala.	L	3-0
Feb. 17, 2009	Troy, Ala.	W	3-2 (9)
March 31, 2010	Auburn, Ala.	W	3-1
Feb. 12, 2011	Auburn, Ala.	W	2-1
March 21, 2012	Troy, Ala.	L	7-1
April 10, 2013	Auburn, Ala.	W	6-1
Feb. 6, 2014	Troy, Ala.	T	5-5
March 12, 2014	Auburn, Ala.	W	13-5 (5)
Feb. 5, 2015	Auburn, Ala.	W	15-5 (5)
March 11, 2015	Troy, Ala.	W	2-0
April 6, 2016	Auburn, Ala.	W	8-1
Feb. 14, 2018	Troy, Ala.	W	5-0
Feb. 24, 2019	Auburn, Ala.	W	3-1

**TULSA** **1-2 (.333)**

1-0 H • 0-0 A • 0-2 N

DATE	SITE	RESULT	SCORE
Feb. 12, 2000	Grand Prairie, Texas	L	3-2 (8)
Feb. 16, 2003	Monroe, La.	L	5-0
Feb. 17, 2007	Auburn, Ala.	W	9-1 (6)

UAB **14-2 (.875)**

7-2 H • 6-0 A • 1-0 N

DATE	SITE	RESULT	SCORE
Feb. 8, 2000	Auburn, Ala.	W	7-3
Feb. 18, 2000	Auburn, Ala.	L	5-4
April 18, 2000	Auburn, Ala.	W	7-3
March 9, 2001	Auburn, Ala.	W	6-2
Feb. 25, 2003	Auburn, Ala.	L	4-0
March 26, 2003	Auburn, Ala.	W	5-2
Feb. 17, 2004	Birmingham, Ala.	W	4-3
Feb. 16, 2005	Auburn, Ala.	W	14-0
Feb. 27, 2005	Auburn, Ala.	W	8-1
Feb. 21, 2006	Birmingham, Ala.	W	8-0
Feb. 18, 2007	Auburn, Ala.	W	5-1
Feb. 6, 2015	Auburn, Ala.	W	11-2 (5)
April 8, 2015	Auburn, Ala.	W	10-6
April 13, 2016	Birmingham, Ala.	W	8-1
Feb. 14, 2019	Auburn, Ala.	W	9-0 (5)
Feb. 17, 2019	Auburn, Ala.	W	11-3 (5)

UC DAVIS **1-0 (1.000)**

0-0 H • 0-0 A • 1-0 N

DATE	SITE	RESULT	SCORE
Feb. 26, 2005	Palo Alto, Calif.	W	3-0

UC SANTA BARBARA **2-1 (.667)**

0-0 H • 1-0 A • 1-1 N

DATE	SITE	RESULT	SCORE
Feb. 15, 2001	Honolulu, Hawaii	W	3-2
Feb. 18, 2001	Honolulu, Hawaii	L	5-0
Feb. 22, 2001	Santa Barbara, Calif..	W	2-1

UCF **2-0 (1.000)**

0-0 H • 2-0 A • 0-0 N

DATE	SITE	RESULT	SCORE
Feb. 22, 2008	Orlando, Fla.	W	1-0
Feb. 17, 2016	Orlando, Fla.	W	2-0

UCLA **3-1 (.750)**

0-0 H • 0-1 A • 3-1 N

DATE	SITE	RESULT	SCORE
March 3, 2012	Orlando, Fla.	W	11-1
May 30, 2015	Oklahoma City, Okla.	W	11-10 (10)
June 2, 2016	Oklahoma City, Okla.	W	10-3
Feb. 23, 2020	Cathedral City, Calif.	L	11-1 (5)

UMASS LOWELL **1-0 (1.000)**

1-0 H • 0-0 A • 0-0 N

DATE	SITE	RESULT	SCORE
Feb. 24, 2007	Auburn, Ala.	W	13-0 (5)

UMBC **0-1 (.000)**

0-0 H • 0-0 A • 0-1 N

DATE	SITE	RESULT	SCORE
March 28, 1998	Midlothian, Va.	L	6-2

UNCW **5-0 (1.000)**

5-0 H • 0-0 A • 0-0 N

DATE	SITE	RESULT	SCORE
March 2, 2018	Auburn, Ala.	W	9-0 (5)
March 4, 2018	Auburn, Ala.	W	6-1
Feb. 14, 2020	Auburn, Ala.	W	8-7 (10)
Feb. 15, 2020	Auburn, Ala.	W	18-1 (5)
Feb. 16, 2020	Auburn, Ala.	W	10-1 (5)

USC UPSTATE **1-0 (1.000)**

1-0 H • 0-0 A • 0-0 N

DATE	SITE	RESULT	SCORE
May 21, 2016	Auburn, Ala.	W	6-1

USF **7-3 (.700)**

0-1 H • 5-2 A • 1-1 N

DATE	SITE	RESULT	SCORE
Feb. 20, 1998	Tampa, Fla.	L	7-0
Feb. 26, 2000	Auburn, Ala.	L	6-1 (9)
Feb. 15, 2002	Tucson, Ariz.	W	7-2
Feb. 1, 2003	Tampa, Fla.	L	6-4
Feb. 4, 2005	Auburn, Ala.	W	6-4
March 2, 2007	Tampa, Fla.	W	9-0 (6)
Feb. 20, 2015	Tampa, Fla.	W	6-2
Feb. 22, 2015	Tampa, Fla.	W	8-0 (5)
Feb. 19, 2016	Clearwater, Fla.	W	6-0
March 17, 2017	Tampa, Fla.	W	4-0

UTAH **1-1 (.500)**

0-0 H • 0-0 A • 1-1 N

DATE	SITE	RESULT	SCORE
Feb. 23, 2001	Santa Barbara, Calif.	L	4-3
March 2, 2007	Tampa, Fla.	W	9-1 (5)

UTSA **2-0 (1.000)**

0-0 H • 0-0 A • 2-0 N

DATE	SITE	RESULT	SCORE
Feb. 11, 2000	Grand Prairie, Texas	W	5-0
Feb. 28, 2019	Fullerton, Calif.	W	7-1

VALPARAISO **1-0 (1.000)**

1-0 H • 0-0 A • 0-0 N

DATE	SITE	RESULT	SCORE
March 7, 2010	Auburn, Ala.	W	6-3 (9)

VILLANOVA **2-0 (1.000)**

2-0 H • 0-0 A • 0-0 N

DATE	SITE	RESULT	SCORE
Feb. 22, 2019	Auburn, Ala.	W	8-0 (5)
Feb. 24, 2019	Auburn, Ala.	W	11-1 (6)

VIRGINIA TECH **2-1 (.667)**

2-1 H • 0-0 A • 1-0 N

DATE	SITE	RESULT	SCORE
Feb. 17, 2007	Auburn, Ala.	L	1-0
Feb. 27, 2010	Auburn, Ala.	W	2-0
Feb. 19, 2012	Auburn, Ala.	W	1-0

VIRGINIA **0-1 (0.000)**

0-0 H • 0-0 A • 0-1 N

DATE	SITE	RESULT	SCORE
March 27, 1998	Midlothian, Va.	L	2-1

**WASHINGTON 0-5 (.000)**

0-0 H • 0-0 A • 0-5 N

DATE	SITE	RESULT	SCORE
Feb. 28, 1998	Columbus, Ga.	L	1-0
March 5, 1999	Fullerton, Calif.	L	5-3
Feb. 11, 2010	Tempe, Ariz.	L	5-0
Feb. 9, 2017	Puerto Vallarta, Mexico	L	1-2 (10)
March 1, 2019	Fullerton, Calif.	L	8-6 (9)

WESTERN CAROLINA 3-0 (1.000)

3-0 H • 0-0 A • 0-0 N

DATE	SITE	RESULT	SCORE
Feb. 20, 2011	Auburn, Ala.	W	7-2
March 2, 2018	Auburn, Ala.	W	9-0 (5)
March 3, 2018	Auburn, Ala.	W	5-0

WESTERN ILLINOIS 5-0 (1.000)

5-0 H • 0-0 A • 0-0 N

DATE	SITE	RESULT	SCORE
Feb. 19, 2011	Auburn, Ala.	W	8-1
Feb. 15, 2014	Auburn, Ala.	W	6-0
Feb. 27, 2016	Auburn, Ala.	W	14-1 (5)
March 3, 2018	Auburn, Ala.	W	6-2
March 4, 2018	Auburn, Ala.	W	7-0

WESTERN KENTUCKY 3-0 (1.000)

2-0 H • 0-0 A • 1-0 N

DATE	SITE	RESULT	SCORE
Feb. 14, 2009	Auburn, Ala.	W	5-3 (8)
Feb. 12, 2016	Auburn, Ala.	W	19-1 (5)
Feb. 8, 2019	Gulf Shores, Ala.	W	8-0 (5)

WICHITA STATE 5-0 (1.000)

3-0 H • 0-0 A • 2-0 N

DATE	SITE	RESULT	SCORE
Feb. 19, 2000	Auburn, Ala.	W	7-0
Feb. 20, 2000	Auburn, Ala.	W	7-3
March 2, 2002	Miami, Fla.	W	4-2
Feb. 7, 2004	Waco, Texas	W	7-0
Feb. 8, 2018	Auburn, Ala.	W	2-0

WINTHROP 3-1 (.750)

3-1 H • 0-0 A • 0-0 N

DATE	SITE	RESULT	SCORE
Feb. 29, 2008	Auburn, Ala.	L	1-0
Feb. 20, 2009	Auburn, Ala.	W	1-0
Feb. 16, 2014	Auburn, Ala.	W	16-0 (5)
Feb. 15, 2015	Auburn, Ala.	W	15-4 (5)

WISCONSIN 1-3 (.250)

0-0 H • 0-0 A • 1-3 N

DATE	SITE	RESULT	SCORE
Feb. 23, 1997	Tempe, Ariz.	L	8-4
Feb. 23, 1997	Tempe, Ariz.	L	2-0
Feb. 14, 2010	Tempe, Ariz.	W	7-0
Feb. 22, 2018	Cathedral City, Calif.	L	3-2

WRIGHT STATE 2-0 (1.000)

1-0 H • 0-0 A • 1-0 N

DATE	SITE	RESULT	SCORE
Feb. 21, 2003	Macon, Ga.	W	8-0
Feb. 10, 2012	Auburn, Ala.	W	12-4

YALE 1-0 (1.000)

1-0 H • 0-0 A • 0-0 N

DATE	SITE	RESULT	SCORE
Feb. 25, 2017	Auburn, Ala.	W	9-0 (5)

YOUNGSTOWN STATE 1-0 (1.000)

0-0 H • 0-0 A • 1-0 N

DATE	SITE	RESULT	SCORE
March 29, 1998	Ailanta, Ga.	W	9-8

**1997***Eastern Division*

TEAM	SEC	OVERALL
South Carolina *^!	25-1	63-5
Tennessee	20-7	45-22
Florida	16-8	42-25
Georgia	7-21	25-33
Kentucky	2-23	11-44

Western Division

LSU ^	18-6	44-14
Alabama	16-14	39-29
Auburn	15-15	34-35
Arkansas	12-16	16-42
Mississippi State	11-17	29-27
Ole Miss	7-21	22-41

1998*Eastern Division*

TEAM	SEC	OVERALL
Florida *^	23-5	47-22
South Carolina	15-11	36-21
Tennessee	13-15	37-31
Georgia	11-17	34-26
Kentucky	6-22	19-43

Western Division

LSU ^	23-6	58-14
Alabama !	19-7	49-18
Mississippi State	15-11	36-21
Arkansas	13-17	21-38
Ole Miss	9-21	26-40
Auburn	6-21	16-40

1999*Eastern Division*

TEAM	SEC	OVERALL
Tennessee ^	17-11	44-27
South Carolina ^	17-11	49-21
Florida	13-15	34-29
Georgia	11-17	28-31
Kentucky	6-22	23-44

Western Division

LSU *^!	27-3	56-10
Alabama	19-11	39-26
Arkansas	17-13	46-29
Mississippi State	15-15	38-29
Auburn	11-19	27-32-1
Ole Miss	7-23	25-36

2000*Eastern Division*

TEAM	SEC	OVERALL
Kentucky ^	15-13	36-29
Florida	13-14	46-30
South Carolina !	11-16	41-28
Georgia	9-19	28-33
Tennessee	5-22	29-34

Western Division

LSU *^	26-4	59-13
Alabama	25-5	66-14
Arkansas	19-11	44-31
Mississippi State	17-13	44-27
Auburn	10-19	34-31
Ole Miss	8-22	21-42

2001*Eastern Division*

Team	SEC	Overall
South Carolina ^	18-8	40-20-1
Florida	14-15	37-28
Kentucky	10-18	27-34
Georgia	9-18	33-26
Tennessee	9-20	24-35

Western Division

LSU *^!	26-4	59-11
Alabama	24-6	50-11
Mississippi State	19-11	36-26
Arkansas	14-16	36-30
Auburn	10-20	31-32
Ole Miss	5-22	18-40

2002*Eastern Division*

TEAM	SEC	OVERALL
South Carolina ^	20-10	46-20
Georgia	18-12	59-17
Florida	12-18	32-35
Tennessee	8-17	35-25-1
Kentucky	6-21	24-32

Western Division

LSU ^	18-6	44-14
Alabama	16-14	39-29
Auburn	15-15	34-35
Arkansas	12-16	16-42
Mississippi State	11-17	29-27
Ole Miss	7-23	25-29

2003*Eastern Division*

TEAM	SEC	OVERALL
Georgia *^	23-6	57-14
South Carolina	18-10	41-20
Florida	19-11	41-25
Tennessee	14-15	45-25
Kentucky	3-26	16-40

Western Division

Alabama ^!	22-8	49-21
LSU	20-9	50-18
Auburn	13-16	26-31
Mississippi State	13-16	34-30
Arkansas	8-22	24-36
Ole Miss	8-22	19-34

2004*Eastern Division*

Team	SEC	Overall
Tennessee ^	20-8	53-14
Georgia	20-10	55-17
Florida	16-13	40-18
South Carolina	12-18	27-22
Kentucky	6-24	25-31-1

Western Division

LSU *^!	22-6	57-12
Auburn	19-10	42-18
Alabama	18-12	42-18
Mississippi State	14-15	38-24
Ole Miss	8-21	15-37
Arkansas	6-24	18-40

2005*Eastern Division*

TEAM	SEC	OVERALL
Georgia *^	26-4	55-15
Tennessee	20-8	67-15
Florida	18-12	41-23
South Carolina	11-16	28-28-1
Kentucky	4-25	20-41

Western Division

Alabama ^!	23-7	63-15
Auburn	21-8	50-18
Mississippi State	12-18	31-23
LSU	12-18	31-23
Ole Miss	10-20	30-28
Arkansas	4-25	19-43

**2006***Eastern Division*

TEAM	SEC	OVERALL
Georgia ^	24-6	54-15
Tennessee !	21-9	61-12
Florida	17-13	43-25
South Carolina	8-21	28-30
Kentucky	4-26	21-36

Western Division

Alabama *^	25-4	54-11
LSU	22-8	55-14
Auburn	15-15	36-22
Arkansas	10-19	26-35
Ole Miss	10-20	24-36
Mississippi State	7-22	33-28

2007*Eastern Division*

TEAM	SEC	OVERALL
Tennessee *^	23-4	63-8
Florida	17-11	50-22
Georgia	13-15	46-28
South Carolina	12-16	38-26
Kentucky	4-24	20-31

Western Division

LSU ^!	22-6	55-12
Alabama	21-6	55-10
Mississippi State	14-14	35-27
Ole Miss	11-17	24-34
Auburn	10-18	26-30
Arkansas	6-22	21-43

2008*Eastern Division*

TEAM	SEC	OVERALL
Florida *^!	27-1	70-5
Tennessee	14-12	50-16
Georgia	14-14	46-24
South Carolina	8-18	21-26
Kentucky	3-25	17-37

Western Division

Alabama ^	25-3	58-8
LSU	17-11	44-12
Auburn	13-14	38-22
Mississippi State	13-14	41-22
Ole Miss	9-19	26-28
Arkansas	8-20	37-29

2009*Eastern Division*

TEAM	SEC	OVERALL
Florida *^!	26-1	63-5
Georgia	18-7	47-12
Tennessee	12-12-1	40-18-1
Kentucky	13-14	34-23
South Carolina	6-21	21-24

Western Division

Alabama ^	21-6	54-11
LSU	15-10-1	34-18
Arkansas	10-16	27-29
Auburn	9-19	30-29
Mississippi State	8-19	28-28
Ole Miss	7-20	23-29

2010*Eastern Division*

TEAM	SEC	OVERALL
Florida ^	20-4	49-10
Georgia	18-8	50-13
Tennessee	17-8	49-15
Kentucky	13-15	32-27
South Carolina	1-27	11-40

Western Division

Alabama *^!	23-4	52-11
LSU	20-8	45-16
Auburn	11-17	31-26
Arkansas	10-18	28-29
Ole Miss	8-19	29-27
Mississippi State	7-20	26-29

2011*Eastern Division*

TEAM	SEC	OVERALL
Florida *^	21-7	56-13
Tennessee !	20-8	49-12
Georgia	17-9	51-14
Kentucky	14-9	40-16
South Carolina	6-22	26-30

Western Division

Alabama ^	19-6	53-11
LSU	19-9	40-18
Auburn	15-13	40-19
Mississippi State	10-18	24-32
Ole Miss	3-23	14-39
Arkansas	3-23	13-39

2012*Eastern Division*

TEAM	SEC	OVERALL
Tennessee ^	22-6	52-14
Florida	21-7	48-13
Georgia	17-11	45-17
Kentucky	15-13	30-30
South Carolina	3-25	23-32

Western Division

Alabama *^!	23-5	60-8
LSU	15-13	40-25
Auburn	12-16	33-23
Mississippi State	12-16	33-24
Ole Miss	7-21	22-32
Arkansas	7-21	29-28

2013*Eastern Division*

TEAM	SEC	OVERALL
Florida *^!	18-6	58-12
Tennessee	16-6	52-12
Missouri	15-8	34-14
Georgia	14-9	40-21
Kentucky	13-11	41-21
South Carolina	8-16	34-25

Western Division

LSU	15-8	42-16
Arkansas	12-10	36-20
Alabama	13-11	45-15
Texas A&M	10-13	42-18
Mississippi State	8-16	32-23
Auburn	7-17	30-23
Ole Miss	3-21	35-31

2014

TEAM	SEC	OVERALL
Alabama !	19-5	53-13
Tennessee	17-7	46-12
Missouri	15-9	43-18
Florida	15-9	55-12
Georgia *	15-9	49-15
LSU	13-11	38-24
Kentucky	13-11	50-19
South Carolina	11-13	36-22
Auburn	11-13	42-19-1
Mississippi State	10-14	39-21
Texas A&M	9-15	37-21
Arkansas	5-19	27-28
Ole Miss	3-21	22-31



2015

TEAM	SEC	OVERALL
Florida !	18-5	60-7
Auburn *	18-6	56-11
Alabama	17-7	48-15
LSU	15-9	52-14
Tennessee	15-9	47-17
Georgia	14-9	44-17
Missouri	14-10	42-16
Texas A&M	12-12	40-20
South Carolina	10-14	38-22
Mississippi State	10-14	36-21
Ole Miss	6-18	30-25
Kentucky	5-19	32-26
Arkansas	1-23	16-37

2016

TEAM	SEC	OVERALL
Florida !	20-4	56-7
Kentucky	17-7	46-14
Tennessee	16-7	43-16
Auburn *	16-7	58-12
Alabama	16-8	51-14
Missouri	14-10	42-16
LSU	13-11	52-18
Georgia	12-12	46-20
Ole Miss	11-13	41-22
Texas A&M	9-15	39-20
South Carolina	7-17	38-23
Mississippi State	3-21	26-31
Arkansas	1-23	17-39

2017

TEAM	SEC	OVERALL
Florida !	20-3	58-10
Auburn	17-7	49-12
Tennessee	16-7	48-12
Texas A&M	16-7	47-13
Alabama	12-11	46-18
LSU	12-12	48-22
Kentucky	12-12	39-19
Ole Miss *	10-14	43-20
Mississippi State	10-14	36-22
South Carolina	8-15	34-25
Missouri	7-16	29-28
Arkansas	7-17	31-24
Georgia	6-18	35-23

2018

TEAM	SEC	OVERALL
Florida !*	20-4	56-11
Georgia	16-8	48-13
South Carolina	15-9	49-17
Tennessee	14-10	48-14
LSU	13-10	45-17
Texas A&M	13-11	44-18
Arkansas	12-12	42-17
Alabama	12-12	36-20
Auburn	11-12	41-17
Kentucky	8-15	35-21
Mississippi State	7-17	38-23
Ole Miss	7-17	32-25
Missouri	6-17	30-29

2019

TEAM	SEC	OVERALL
Alabama !	18-6	60-10
Tennessee	14-10	43-17
LSU	14-10	43-19
Kentucky	14-10	36-24
Ole Miss	13-10	41-20
Florida *	12-12	49-18
Missouri	12-12	35-25
Georgia	12-12	42-19
Arkansas	12-12	38-20
Auburn	10-14	39-21
South Carolina	9-14	38-19
Mississippi State	9-15	35-23
Texas A&M	6-18	28-27

2020

TEAM	SEC	OVERALL
Florida	3-0	23-4
Missouri	3-0	19-7
Kentucky	2-1	20-4
Georgia	2-1	23-5
Alabama	2-1	14-8
Texas A&M	2-2	17-9
Arkansas	1-2	19-6
South Carolina	1-2	17-6
Mississippi State	0-0	25-3
LSU	0-0	21-3
Tennessee	0-0	14-9
Auburn	0-3	16-11
Ole Miss	0-3	0-0

NO SEC CHAMPION CROWNED DUE TO COVID-19 PANDEMIC

* - SEC Tournament Champion

^ - Division Champion

! - SEC Champion

AUBURN ALL-TIME FINISHES IN FINAL SEC STANDINGS

1ST (0 TIMES)2ND (2 TIME)

2015

2017

3RD (1 TIME)

2005

4TH (2 TIMES)

2004

2016

5TH (1 TIME)

2002

6TH (4 TIMES)

1997

2006

2008

2011

7TH (3 TIMES)

2003

2010

2012

8TH (3 TIMES)

2000

2001

2009

9TH (4 TIMES)

1999

2007

2014

2018

10TH (2 TIMES)

1998

2019

11TH (0 TIMES)12TH (1 TIME)

2013

2020*

13TH (0 TIMES)



ALL-TIME NATIONAL RANKINGS

USA TODAY/NATIONAL FASTPITCH COACHES POLL

	PRESEASON	WEEK 1	WEEK 2	WEEK 3	WEEK 4	WEEK 5	WEEK 6	WEEK 7	WEEK 8	WEEK 9	WEEK 10	WEEK 11	WEEK 12	WEEK 13	WEEK 14	WEEK 15	FINAL
1997	NR	NR	NR	NR	NR	NR	NR	NR	NR	NR	NR	NR					NR
1998	NR	N	NR	NR	NR	NR	NR	NR	NR	NR	NR	NR					NR
1999	NR	NR	NR	NR	NR	NR	NR	NR	NR	NR	NR	NR					NR
2000	NR	NR	NR	RV	RV	NR	NR	NR	NR	NR	NR	NR	NR				NR
2001	NR	NR	NR	NR	NR	NR	NR	NR	NR	NR	NR	NR	NR				NR
2002	NR	NR	NR	NR	NR	NR	NR	NR	NR	NR	NR	NR	NR				NR
2003	NR	NR	NR	NR	NR	NR	NR	NR	NR	NR	NR	NR					NR
2004	NR	NR	NR	NR	RV	NR	NR	22	23	22	19	15	15	12			23
2005	RV	NR	NR	NR	NR	25	25	23	22	20	21	20	18	18			21
2006	17	20	17	18	19	18	19	18	19	20	18	19	20	21			21
2007	24	NR	NR	NR	NR	NR	NR	NR	NR	NR	NR	NR	NR	NR			NR
2008	NR	NR	NR	NR	NR	NR	NR	NR	NR	NR	NR	NR	NR	NR	NR		NR
2009	NR	NR	NR	NR	NR	NR	NR	NR	NR	NR	NR	NR	NR	NR	NR		NR
2010	NR	NR	NR	NR	NR	NR	NR	NR	NR	NR	NR	NR	NR	NR	NR		NR
2011	RV	RV	RV	24	24	23	23	22	22	24	25	25	23	23	21		RV
2012	NR	RV	24	19	20	20	21	24	RV	NR	NR	NR	NR	NR	NR		NR
2013	NR	NR	NR	NR	NR	NR	NR	NR	NR	NR	NR	NR	NR	NR	NR		NR
2014	RV	RV	RV	25	RV	24	21	21	19	20	23	22	20	22	21		20
2015	20	17	16	16	14	12	9	8	7	7	7	8	8	7	4	4	3
2016	4	3	3	3	3	3	3	3	3	3	3	3	6	8	5		2
2017	2	2	2	2	2	4	4	5	4	7	7	9	9	7	8		13
2018	13	13	12	12	10	14	11	10	11	8	11	12	15	15	16		17
2019	17	21	22	22	20	20	17	14	13	12	14	19	23	24	24		22
2020	23	RV	RV	NR	NR	NR											NR

ESPN.COM/USA SOFTBALL COLLEGIATE TOP 25

	PRESEASON	WEEK 1	WEEK 2	WEEK 3	WEEK 4	WEEK 5	WEEK 6	WEEK 7	WEEK 8	WEEK 9	WEEK 10	WEEK 11	WEEK 12	WEEK 13	WEEK 14	WEEK 15	FINAL
2003		NR	NR	NR	NR	NR	NR	NR	NR	NR	NR	NR					NR
2004	NR	NR	NR	NR	NR	25	NR	22	25	25	21	17	16	14			20
2005	NR	NR	NR	NR	NR	NR	NR	NR									
2006	20	20	20	20	20	19	18	17	20	21	18	19	21	24	25		RV
2007	RV	NR	NR	NR	NR	NR	NR	NR	NR	NR	NR	NR	NR	NR	NR		NR
2008	NR	NR	NR	NR	NR	NR	RV	NR	RV	RV	NR	NR	NR	NR	NR		NR
2009	NR	RV	RV	RV	RV	RV	RV	RV	RV	RV	NR	NR	RV		NR		NR
2010	RV	NR	NR	NR	NR	NR	NR	NR	NR	NR	NR	NR	NR	NR	NR		NR
2011	NR	RV	RV	25	RV	24	22	21	22	25	RV	RV	RV	24	23		RV
2012	RV	RV	19	17	19	18	21	24	RV	RV	NR	NR	NR	NR	NR		NR
2013	NR	NR	NR	NR	NR	NR	NR	NR	NR	NR	NR	NR	NR	NR	NR		NR
2014	RV	RV	RV	RV	RV	23	21	21	19	21	23	22	20	21	22		21
2015	19	17	17	19	18	14	11	9	7	6	6	8	8	6	4		
2016	6	3	3	4	3	3	3	3	2	2	2	3	6	8	5		2
2017	2	2	2	3	4	5	6	7	6	7	7	10	10	8	8		13
2018	14	13	6	12	10	14	13	13	13	10	13	15	16	17	18		20
2019	17	20	21	21	19	16	13	12	14	12	14	19	22	24	23		23
2020	RV	RV	RV	NR	RV	NR											NR

USA SOFTBALL

	PRESEASON	WEEK 1	WEEK 2	WEEK 3	WEEK 4	WEEK 5	WEEK 6	WEEK 7	WEEK 8	WEEK 9	WEEK 10	WEEK 11	WEEK 12	WEEK 13	WEEK 14	WEEK 15	FINAL
2019	21														24		23
2020	23	NR	NR	NR	NR	NR											NR

DI SOFTBALL

	PRESEASON	WEEK 1	WEEK 2	WEEK 3	WEEK 4	WEEK 5	WEEK 6	WEEK 7	WEEK 8	WEEK 9	WEEK 10	WEEK 11	WEEK 12	WEEK 13	WEEK 14	WEEK 15	FINAL
2020	22	NR	NR	NR	NR	NR											NR



POSTSEASON HISTORY



NCAA SEC TOURNAMENT RESULTS

1997 • COLUMBUS, GA. • NO. 6 SEED

Date	Opponent	Result	Auburn Pitcher (Record)
5/9	(3) Tennessee	W, 2-0	Espinoza (12-12)
5/9	(2) LSU	W, 4-2	Espinoza (13-12)
5/10	(1) South Carolina	L, 9-0	Espinoza (13-13)
5/10	(5) Florida	L, 5-7	Sease (12-11)

2000 • COLUMBUS, GA. • NO. 8 SEED

Date	Opponent	Result	Auburn Pitcher (Record)
5/11	(1) LSU	L, 8-0	Rasmussen (13-7)
5/12	(5) Mississippi State	L, 9-3	Lofton (14-16)

2001 • CHATTANOOGA, TENN. • NO. 8 SEED

Date	Opponent	Result	Auburn Pitcher (Record)
5/10	(1) LSU	L, 6-0	DuBois (8-8)
5/11	(5) Florida	W, 4-1	DuBois (9-8)
5/12	(3) Alabama	W, 5-3	Petrie (3-2)
5/13	(1) LSU	L, 4-1	Petrie (3-3)

2002 • CHATTANOOGA, TENN. • NO. 5 SEED

Date	Opponent	Result	Auburn Pitcher (Record)
5/9	(4) Georgia	L, 4-3	Lofton (11-13)
5/10	(8) Florida	W, 7-1	Lofton (12-13)
5/11	(3) Alabama	L, 5-4	Lofton (12-14)

2003 • PLANT CITY, FLA. • NO. 7 SEED

Date	Opponent	Result	Auburn Pitcher (Record)
5/8	(2) Alabama	L, 4-0	Keyes (12-15)
5/9	(6) Tennessee	L, 4-3 (9)	Keyes (12-16)

2004 • TUSCALOOSA, ALA. • NO. 4 SEED

Date	Opponent	Result	Auburn Pitcher (Record)
5/13	(5) Alabama	L, 7-1	Keyes (24-10)
5/14	(8) South Carolina	W, 2-0	Keyes (25-10)
5/15	(7) Mississippi State	W, 4-3	Keyes (26-10)
5/15	(1) LSU	W, 2-0	Keyes (27-10)
5/16	(1) LSU	L, 1-0	DiPietro (6-3)

2005 • GAINESVILLE, FLA. • NO. 3 SEED

Date	Opponent	Result	Auburn Pitcher (Record)
5/12	(6) South Carolina	W, 8-0	Currie (23-8)
5/13	(2) Alabama	L, 9-5	Currie (23-9)
5/14	(8) LSU	W, 4-3	Currie (24-9)
5/14	(1) Georgia	L, 7-3	DiPietro (22-7)

2006 • ATHENS, GA. • NO. 6 SEED

Date	Opponent	Result	Auburn Pitcher (Record)
5/11	(3) LSU	L, 4-1	Currie (18-12)

2008 • BATON ROUGE, LA. • NO. 6 SEED

Date	Opponent	Result	Auburn Pitcher (Record)
5/8	(3) LSU	L, 4-0	Thompson (12-11)

2009 • KNOXVILLE, TENN. • NO. 8 SEED

Date	Opponent	Result	Auburn Pitcher (Record)
5/7	(1) Florida	L, 3-0	Thompson (14-15)

2010 • FAYETTEVILLE, ARK. • NO. 7 SEED

Date	Opponent	Result	Auburn Pitcher (Record)
5/13	(2) Florida	L, 9-1	Thompson (17-9)

2011 • OXFORD, MISS. • NO. 7 SEED

Date	Opponent	Result	Auburn Pitcher (Record)
5/12	(2) Florida	W, 6-2	Bunner (16-6)
5/13	(3) Tennessee	L, 2-1	Loree (9-5)

2012 • TUSCALOOSA, ALA. • NO. 7 SEED

Date	Opponent	Result	Auburn Pitcher (Record)
5/10	(2) Tennessee	L, 2-1	Loree (11-9)

2014 • COLUMBIA, S.C. • NO. 9 SEED

Date	Opponent	Result	Auburn Pitcher (Record)
5/7	(8) South Carolina	W, 7-5	Davis (20-10)
5/8	(1) Alabama	L, 8-4	Harper (17-5)

2015 • BATON ROUGE, LA. • NO. 2 SEED

Date	Opponent	Result	Auburn Pitcher (Record)
5/7	(7) Missouri	W, 5-2	Davis (21-2)
5/8	(3) Alabama	W, 7-1	Harper (11-4)
5/9	(5) Tennessee	W, 6-5 (9)	Walters (17-3)

2016 • STARKVILLE, MISS. • NO. 4 SEED

Date	Opponent	Result	Auburn Pitcher (Record)
5/13	(5) Alabama	W, 6-4	Martin (12-3)
5/13	(1) Florida	W, 2-1	Carlson (15-1)
5/14	(7) LSU	W, 7-1	Martin (13-3)

2017 • KNOXVILLE, TENN. • NO. 2 SEED

Date	Opponent	Result	Auburn Pitcher (Record)
5/7	(7) Kentucky	W, 2-0	Carlson (26-3)
5/9	(6) LSU	L, 6-0	Carlson (26-4)

2018 • COLUMBIA, MO. • NO. 9 SEED

Date	Opponent	Result	Auburn Pitcher (Record)
5/9	(8) Alabama	L, 6-4	Martin (15-6)

2019 • COLLEGE STATION, TEXAS. • NO. 10 SEED

Date	Opponent	Result	Auburn Pitcher (Record)
5/8	(7) Missouri	W, 3-0	Harris (10-5)
5/9	(2) Tennessee	W, 2-0	Swindle (10-8)
5/10	(6) Florida	L, 3-0	Harris (10-6)



SEC TOURNAMENT RECORDS

TEAM

HITTING

AB _____	37, vs. Tennessee (5/9/15)
Runs _____	8, vs. South Carolina (5/12/05)
Hits _____	14, vs. Alabama (5/11/02)
RBI _____	7 (2x), last vs. Alabama (5/8/02)
Doubles _____	4, vs. Alabama (5/11/02)
Triples _____	
Home Runs _____	2 (2x), last vs. Alabama (5/8/14)
Sacrifice Hits _____	5, vs. Tennessee (5/9/03)
Sacrifice Flies _____	1 (5x), vs. LSU (5/15/04)

PITCHING

Innings _____	9.0, vs. Tennessee (5/9/15)
Strikeouts _____	9, vs. Florida (5/10/19)
Hits _____	13, vs. Alabama (5/13/05)
Runs _____	9 (3x) last vs. Florida (5/13/10)
Earned Runs _____	7, vs. Alabama (5/13/05)
Walks _____	6, vs. Alabama (5/13/05)

INDIVIDUAL

HITTING

At Bats _____	5 (5x), last Carlee Wallace vs. Tennessee (5/9/15)
Runs _____	3 (2x), last Emily Carosone vs. Alabama (5/8/15)
Hits _____	4 (2x), last Emily Carosone vs. Tennessee (5/9/15)
RBI _____	4, Michelle Martin vs. Alabama (5/12/01)
Doubles _____	1 (34x), last Morgan Podany vs. Florida (5/10/19)
Triples _____	
Home Runs _____	1 (18x), last Morgan Podany vs. Missouri (5/8/19)
Sacrifice Hits _____	2 (2x), Martha Phillips vs. Tennessee (5/9/03)
Sacrifice Flies _____	1 (5x), last Carlee Wallace vs. Alabama (5/8/15)
Stolen Bases _____	1 (19x), last Whitney Jordan vs. LSU (5/14/16)

PITCHING

Innings _____	8.2, Kristen Keyes vs. Tennessee (5/9/03)
Strikeouts _____	7, Anna Thompson vs. Florida (5/7/09)
Hits Allowed _____	13, Jamie Rasmussen vs. LSU (5/11/00)
Runs Allowed _____	8, Jamie Rasmussen vs. LSU (5/11/00)
Earned Runs Allowed _____	7, Jamie Rasmussen vs. LSU (5/11/00)
Walks Allowed _____	5, Jamie Rasmussen vs. LSU (5/11/00)

AUBURN VS. TEAMS

Alabama _____	3-6
Arkansas _____	0-0
Florida _____	4-4
Georgia _____	0-2
Kentucky _____	1-0
LSU _____	4-7
Mississippi State _____	1-1
Missouri _____	2-0
Ole Miss _____	0-0
South Carolina _____	3-1
Tennessee _____	3-3
Texas A&M _____	0-0
TOTAL _____	21-23

AUBURN VS. SEEDS

No. 1 _____	2-8
No. 2 _____	3-4
No. 3 _____	3-4
No. 4 _____	0-1
No. 5 _____	3-2
No. 6 _____	1-3
No. 7 _____	5-0
No. 8 _____	4-1
No. 9 _____	0-0
No. 10 _____	0-0
No. 11 _____	0-0
No. 12 _____	0-0
No. 13 _____	0-0

AUBURN AS SEEDS

No. 1 _____	0-0
No. 2 _____	4-1
No. 3 _____	2-2
No. 4 _____	6-2
No. 5 _____	1-2
No. 6 _____	2-4
No. 7 _____	1-5
No. 8 _____	2-5
No. 9 _____	1-2
No. 10 _____	2-1
No. 11 _____	0-0
No. 12 _____	0-0
No. 13 _____	0-0



NCAA REGIONAL RESULTS

2002 • TALLAHASSEE, FLA. • NO. 4 SEED

Date	Opponent	Result	Auburn Pitcher (Record)
5/16	Florida State	L, 2-1	Keyes (21-11)
5/17	FAU	L, 4-2	Keyes (21-12)

2004 • STANFORD, CALIF. • NO. 2 SEED

Date	Opponent	Result	Auburn Pitcher (Record)
5/20	Hofstra	L, 1-0 (9)	Keyes (27-11)
5/20	Fresno State	L, 3-1 (10)	Keyes (27-12)

2005 • AUBURN, ALA. • NO. 2 SEED

Date	Opponent	Result	Auburn Pitcher (Record)
5/20	Florida State	L, 5-0	Currie (24-10)
5/21	Florida A&M	W, 11-2 (6)	DiPietro (23-7)
5/21	Florida State	L, 2-0	Currie (24-11)

2006 • TUCSON, ARIZ. • NO. 2 SEED

Date	Opponent	Result	Auburn Pitcher (Record)
5/18	Ohio State	L, 1-0 (10)	Currie (18-13)
5/19	Marist	W, 14-0 (5)	Currie (19-13)
5/19	Ohio State	W, 4-0	DiPietro (16-7)
5/20	Arizona	L, 4-2	Currie (19-14)

2008 • COLLEGE STATION, TEXAS • NO. 2 SEED

Date	Opponent	Result	Auburn Pitcher (Record)
5/16	Louisiana Tech	L, 1-0 (12)	Thompson (12-12)
5/17	Stephen F. Austin	W, 2-0	Schmalz (8-3)
5/17	Louisiana Tech	L, 2-1	Schmalz (8-4)

2009 • ATLANTA, GA. • NO. 3 SEED

Date	Opponent	Result	Auburn Pitcher (Record)
5/15	Iowa	W, 1-0	Thompson (15-15)
5/16	Georgia Tech	L, 1-4	Thompson (15-16)
5/17	Boston University	L, 0-5	Thompson (15-17)

2010 • ATLANTA, GA. • NO. 3 SEED

Date	Opponent	Result	Auburn Pitcher (Record)
5/21	Oregon	L, 1-0	Thompson (17-10)
5/22	Jacksonville State	W, 15-1	Loree (4-5)
5/22	Georgia Tech	L, 4-1	Bunner (7-9)

2011 • SEATTLE, WASH. • NO. 2 SEED

Date	Opponent	Result	Auburn Pitcher (Record)
5/19	BYU	L, 2-1	Bunner (16-7)
5/20	Portland State	W, 2-1	Schmalz (15-6)
5/20	BYU	L, 4-3	Loree (9-7)

2012 • AUSTIN, TEXAS • NO. 2 SEED

Date	Opponent	Result	Auburn Pitcher (Record)
5/18	Houston	L, 2-1	Schmalz (9-8)
5/19	Texas	L, 6-1	Schmalz (9-9)

2014 • MINNEAPOLIS, MINN. • NO. 2 SEED

Date	Opponent	Result	Auburn Pitcher (Record)
5/16	North Dakota St.	L, 5-2	Davis (20-11)
5/17	Green Bay	W, 9-1 (5)	Mavromat (3-2)
5/17	North Dakota St.	W, 1-0	Davis (21-11)
5/18	Minnesota	W, 4-3 (8)	Davis (22-11)
5/18	Minnesota	L, 8-6	Davis (22-12)

2015 • AUBURN, ALA. • NO. 1 SEED

Date	Opponent	Result	Auburn Pitcher (Record)
5/15	Tennessee Tech	W, 4-1	Davis (22-2)
5/16	South Alabama	W, 1-0	Harper (12-4)
5/17	South Alabama	W, 7-4	Walters (18-3)

2016 • AUBURN, ALA. • NO. 1 SEED

Date	Opponent	Result	Auburn Pitcher (Record)
5/20	Jacksonville State	W, 2-1	Walters (10-3)
5/21	USC Upstate	W, 6-1	Carlson (16-1)
5/22	Jacksonville State	W, 14-2 (5)	Harper (7-2)

2017 • AUBURN, ALA. • NO. 1 SEED

Date	Opponent	Result	Auburn Pitcher (Record)
5/19	ETSU	W, 11-0 (5)	Martin (19-5)
5/20	Cal	W, 4-3 (9)	Martin (20-5)
5/21	Cal	W, 8-2	Carlson (27-4)

2018 • TALLAHASSEE, FLA. • NO. 2 SEED

Date	Opponent	Result	Auburn Pitcher (Record)
5/18	Kennesaw State	W, 5-2	Carlson (21-6)
5/19	Florida State	L, 2-1 (8)	Carlson (21-7)
5/19	Jacksonville State	L, 3-2	Martin (15-7)

2019 • TUCSON, ARIZ. • NO. 2 SEED

Date	Opponent	Result	Auburn Pitcher (Record)
5/17	Colorado State	W, 10-5	Swindle (11-8)
5/18	Arizona	L, 2-1	Handley (6-4)
5/18	Colorado State	W, 8-0 (5)	Harris (11-6)
5/19	Arizona	L, 12-3	Harris (11-7)



NCAA REGIONAL RECORDS

TEAM

HITTING

At Bats	38, vs. Cal (5/20/17)
Runs	15, vs. Jacksonville State (5/22/10)
Hits	18, vs. Jacksonville State (5/22/10)
RBI	14, vs. Marist (5/19/06)
Doubles	4 (2x), last vs. Green Bay (5/17/14)
Triples	1 (6x), last vs. Arizona (5/19/19)
Home Runs	3, vs. Jacksonville State (5/22/10)
Sacrifice Hits	3, vs. Portland State (5/20/11)
Sacrifice Flies	1 (6x), last vs. Florida State (5/19/18)
Stolen Bases	3, vs. Iowa (5/15/09)

PITCHING

Innings	10, vs. Ohio State (10/18/06)
Strikeouts	17, vs. Fresno State (5/20/04)
	17, vs. Hofstra (5/20/04)
Hits	14, vs. Arizona (5/19/19)
Runs	12, vs. Arizona (5/19/19)
Earned Runs	8, vs. Arizona (5/19/19)

INDIVIDUAL

HITTING

At Bats	5 (10x), last Kasey Cooper vs. Cal (5/21/17)
Runs	3 (4x), last Kasey Cooper vs. Cal (5/21/17)
Hits	4 (5x), last Alyssa Rivera vs. Colorado State (5/17/19)
RBI	4 (4x), last Tiffany Howard vs. Jacksonville State (5/22/16)
Doubles	2, Kelsey Cartwright vs. Jacksonville State (5/22/10)
Triples	1 (6x), last Casey McCrackin vs. Arizona (5/19/19)
Home Runs	1 (25x), last Tannon Snow vs. Arizona (5/19/19)
Sacrifice Hits	2 (2x), Ashley Griffin vs. Ohio State (5/19/06)
Sacrifice Flies	1 (5x), last Kendall Veach vs. Florida State (5/19/18)
Stolen Bases	2 (2x), last Kyndall White vs. Jacksonville State (5/22/10)

PITCHING

Innings	10, Holly Currie vs. Ohio State (5/18/06)
Strikeouts	17, Kristen Keyes vs. Fresno State (5/20/04)
	17, Kristen Keyes vs. Hofstra (5/20/04)
Hits Allowed	10, Lexi Davis vs. Minnesota (5/18/14)
Runs Allowed	8, Lexi Davis vs. Minnesota (5/18/14)
Earned Runs Allowed	7, Lexi Davis vs. Minnesota (5/18/14)
Walks Allowed	5, Lexie Handley vs. Arizona (5/18/19)

AUBURN VS. TEAMS

Arizona	0-3
Boston University	0-1
BYU	0-2
Cal	2-0
Colorado State	2-0
ETSU	1-0
Florida Atlantic	0-1
Florida A&M	1-0
Florida State	0-4
Fresno State	0-1
Georgia Tech	0-2
Green Bay	1-0
Hofstra	0-1
Houston	0-1
Iowa	1-0
Jacksonville State	3-1
Kennesaw State	1-0
Louisiana Tech	0-2
Marist	1-0
Minnesota	1-1
North Dakota State	1-1
Ohio State	1-1
Oregon	0-1
Portland State	1-0
South Alabama	2-0
Stephen F. Austin	1-0
Tennessee Tech	1-0
Texas	0-1
USC Upstate	1-0
Total	19-20

AUBURN AS SEEDS

No. 1	9-0
No. 2	11-18
No. 3	2-4
No. 4	0-2
Total	19-20



RESULTS

2015 • AUBURN, ALA. • NO. 1 SEED

Date	Opponent	Result	Auburn Pitcher (Record)
5/22	UL-Lafayette	W, 12-11 (8)	Davis (23-2)
5/23	UL-Lafayette	W, 6-3	Davis (24-2)

2016 • AUBURN, ALA. • NO. 1 SEED

Date	Opponent	Result	Auburn Pitcher (Record)
5/28	Arizona	L, 5-3	Carlson (16-2)
5/29	Arizona	W, 4-1	Martin (14-3)
5/29	Arizona	W, 6-1	Carlson (17-2)

2017 • AUBURN, ALA. • NO. 1 SEED

Date	Opponent	Result	Auburn Pitcher (Record)
5/26	Oklahoma	L, 4-0	Martin (20-6)
5/27	Oklahoma	L, 5-2	Carlson (27-5)

AUBURN VS. TEAMS

Arizona.....	2-1
Oklahoma	0-2
UL-Lafayette.....	2-0
TOTAL.....	4-3

AUBURN AS SEEDS

No. 1	4-3
No. 2	0-0
No. 3	0-0
No. 4	0-0
TOTAL.....	4-3

RECORDS

TEAM

HITTING

At Bats	36, vs. UL-Lafayette (5/22/15)
Runs	12, vs. UL-Lafayette (5/22/15)
Hits	11, vs. UL-Lafayette (5/22/15)
RBI	12, vs. UL-Lafayette (5/22/15)
Doubles	2 (2x), last vs. Oklahoma (5/26/17)
Triples	1, vs. Oklahoma (5/26/17)
Home Runs	2, vs. UL-Lafayette (5/22/15)
Sacrifice Hits	1, vs. Arizona (5/28/16)
Sacrifice Flies	1, vs. Arizona (5/30/16)
Stolen Bases	1, vs. UL-Lafayette (5/23/15)

PITCHING

Innings	8.0, vs. UL-Lafayette (5/22/15)
Strikeouts	5, vs. UL-Lafayette (5/22/15)
Hits	12, vs. UL-Lafayette (5/22/15)
Runs	11, vs. UL-Lafayette (5/22/15)
Earned Runs	11, vs. UL-Lafayette (5/22/15)

INDIVIDUAL

HITTING

At Bats	6, Branndi Melero vs. UL-Lafayette (5/22/15)
Runs	2 (6x), last Kasey Cooper/Tiffany Howard vs. Arizona (5/30/16)
Hits	3 (2x), last Morgan Estell vs. UL-Lafayette (5/23/15)
RBI	3 (2x), last Kasey Cooper vs. UL-Lafayette (5/23/15)
Doubles	1 (7x), last Alyssa Rivera vs. Oklahoma (5/26/17)
Triples	1, Kasey Cooper vs. Oklahoma (5/26/17)
Home Runs	1 (6x), last Casey McCrackin vs. Oklahoma (5/27/17)
Sacrifice Hits	1, Victoria Draper vs. Arizona (5/28/16)
Sacrifice Flies	1, Carlee Wallace vs. Arizona (5/30/16)
Stolen Bases	1, Branndi Melero vs. UL-Lafayette (5/23/15)

PITCHING

Innings	7.0 (3x), last vs. Arizona (5/30/16)
Strikeouts	4, Rachael Walters vs. UL-Lafayette (5/22/15)
Hits Allowed	9 (2x), last Kaylee Carlson vs. Arizona (5/30/16)
Runs Allowed	7, Marcy Harper vs. UL-Lafayette (5/22/15)
Earned Runs Allowed	7, Marcy Harper vs. UL-Lafayette (5/22/15)
Walks Allowed	8, Lexi Davis vs. UL-Lafayette (5/23/15)



RESULTS

2015 • OKLAHOMA CITY, OKLA. • NO. 4 OVERALL SEED

Date	Opponent	Result	Auburn Pitcher (Record)
5/28	(5) LSU	L, 6-1	Harper (12-5)
5/30	(8) Tennessee	W, 4-2	Davis (25-2)
5/30	(7) UCLA	W, 11-10 (10)	Davis (26-2)
5/31	(1) Florida	L, 3-2 (9)	Davis (26-3)

2016 • OKLAHOMA CITY, OKLA. • 4 OVERALL SEED

Date	Opponent	Result	Auburn Pitcher (Record)
6/2	(12) UCLA	W, 10-3	Carlson (18-2)
6/4	(16) Georgia	W, 4-3	Walters (11-3)
6/5	(8) Florida State	W, 8-7 (8)	Carlson (19-2)
6/6	(3) Oklahoma	L, 3-2	Davis (6-1)
6/7	(3) Oklahoma	W, 11-7	Martin (15-3)
6/8	(3) Oklahoma	L, 2-1	Martin (15-4)

AUBURN VS. TEAMS

Florida	0-1
Florida State	1-0
Georgia	1-0
LSU	0-1
Oklahoma	1-2
Tennessee	1-0
UCLA	2-0
TOTAL	6-4

AUBURN AS SEEDS

No. 1	0-0
No. 2	0-0
No. 3	0-0
No. 4	6-4
No. 5	0-0
No. 6	0-0
No. 7	0-0
No. 8	0-0
TOTAL	6-4

RECORDS

TEAM

HITTING

At Bats	37, vs. Florida (5/31/15)
Runs	11 (2x), last vs. Oklahoma (6/7/16)
Hits	13, vs. Oklahoma (6/7/16)
RBI	11, vs. Oklahoma (6/7/16)
Doubles	3, vs. UCLA (6/2/16)
Triples	1, vs. Oklahoma (6/7/16)
Home Runs	3 (2x), vs. Oklahoma (6/7/16)
Sacrifice Hits	1 (x6), last vs. Florida State (6/5/16)
Sacrifice Flies	1 (3x), vs. Georgia (6/4/16)
Stolen Bases	

PITCHING

Innings	10.0, vs. UCLA (5/30/15)
Strikeouts	6 (2x), vs. Florida State (6/5/16)
Hits	17, vs. UCLA (5/30/15)
Runs	10, vs. UCLA (5/30/15)
Earned Runs	9, vs. UCLA (5/30/15)


INDIVIDUAL

HITTING

At Bats	6, Tiffany Howard vs. UCLA (5/30/15)
Runs	3 (3x), Tiffany Howard vs. Oklahoma (6/7/16)
Hits	4, Tiffany Howard vs. Oklahoma (6/7/16)
RBI	4 (x3), last Emily Carosone vs. Oklahoma (6/7/16)
Doubles	2, Kasey Cooper vs. UCLA (6/2/16)
Triples	1, Tiffany Howard vs. Oklahoma (6/7/16)
Home Runs	1 (9x), Jade Rhodes vs. Oklahoma (6/8/16)
Sacrifice Hits	1 (5x), last Victoria Draper vs. UCLA (6/2/16)
Sacrifice Flies	1 (3x), last Emily Carosone vs. Georgia (6/4/16)
Stolen Bases	

PITCHING

Innings	7.1, Lexi Davis vs. Florida (5/31/15)
Strikeouts	5 (2x), last Kaylee Carlson vs. Florida State (6/5/16)
Hits Allowed	10, Marcy Harper vs. UCLA (5/30/15)
Runs Allowed	5 (3x), last Kaylee Carlson vs. Oklahoma (6/7/16)
Earned Runs Allowed	5, Marcy Harper vs. LSU (5/28/15)
Walks Allowed	9, Lexi Davis vs. Florida (5/31/15)



ALL-TIME ROSTER



AUBURN SOFTBALL ALL-TIME HEAD COACHES



TINA DEESE

1997-2013 | 17 SEASONS
OVERALL RECORD: 562-458-1

1997	34-35
1998	16-40
1999	27-32-1
2000	34-31
2001	31-32
2002	38-27
2003	26-31
2004	42-18
2005	50-18
2006	36-22
2007	26-30
2008	38-22
2009	30-29
2010	31-26
2011	40-19
2012	33-23
2013	30-23
WIN PERCENTAGE _____ .551	



CLINT MYERS

2014-2017 | 4 SEASONS
OVERALL RECORD: 205-54-1

2014	42-19-1
2015	56-11
2016	58-12
2017	49-12
WIN PERCENTAGE _____ .790	



MICKEY DEAN

2018-PRESENT | 3 SEASONS
OVERALL RECORD: 96-49

2018	41-17
2019	39-21
2020	16-11
WIN PERCENTAGE _____ .662	

ALL-TIME HEAD COACHES & ASSISTANT COACHES

AUBURN SOFTBALL ALL-TIME ASSISTANT COACHES

Jessica Bachkora	2013
Jack Byerley	2005-08
Emily Carosone	2021
Julie Crandall	1999
Amy Dalsing	2000-01
Sara Graziano	1997-98
Steve Johnson	2009-13
Eddy Ketelhut	2018-19
Eugene Lenti	2020-21
Stewart McGill	2007-08
Ashley Moore	2005-06
Corey Myers	2014-2017
Mike Perniciaro	1999-04
Amy Reif	2002-04

Ruby Rojas	2020
Mark Ryal	2009-12
Annie Smith	2018-19
Debbie Sonnenberg	1997-98
Scott Woodward	2014-2017



ALL-TIME LETTER WINNERS

A
 Jenna Abbot _____ 2014, 15, 16, 17
 Lolani Alvarez _____ 2004, 05
 Shannon Anderson _____ 2002, 03, 04
 Kasey Angulo _____ 2002, 03
 Ashley Arcuri _____ 2006, 07

B
 Liz Baker _____ 1999
 Krista Barts _____ 2004, 05, 06
 Jorja Bell _____ 2006, 07, 08
 Amy Bellanca _____ 1997
 Kim Blair _____ 1997, 98, 99
 Kelsey Bogaards _____ 2013, 14, 15, 16
 Angel Bunner _____ 2008, 10, 11, 12
 Lindsay Burke _____ 1997

C
 Jaylin Calvert _____ 2020
 Ashley Camp _____ 1997, 98
 Kaylee Carlson _____ 2016, 17, 18
 Emily Carosone _____ 2013, 14, 15, 16
 Kelsey Cartwright _____ 2010, 11
 Lindsey Chitwood _____ 2001, 02, 03, 04
 Becky Cleary _____ 1997, 98, 99, 2000
 Krista Clyde _____ 2008, 10
 Arin Cobb _____ 2001
 Katie Colton _____ 2008, 09, 10, 11
Rachel Cook _____ 2019, 20
 Kasey Cooper _____ 2015, 15, 16, 17
 Wendy Cork _____ 1997, 98, 99
 KK Crocker _____ 2017, 18
 Amy Crotts _____ 1997, 98, 99
 Holly Currie _____ 2004, 05, 06, 07

D
 Amy Dalsing _____ 1997, 98, 99
 Lexi Davis _____ 2013, 14, 15, 16
 Brittany Day _____ 2005, 06, 07, 08
 Sara Dean _____ 2002, 03, 04, 05
 Jenny Diaz _____ 2003, 04
 Madison Dickey _____ 2015, 16
 Beth DiPietro _____ 2004, 05, 06
KK Dismukes _____ 2020
 Tara Donaldson _____ 2006
 Starr Dorsey _____ 2005, 06, 08
Makenna Dowell _____ 2018, 19, 20
 Victoria Draper _____ 2015, 16, 17, 18
 Lily DuBois _____ 2000, 01, 02

E
 Elizabeth Eisterhold _____ 2009, 10, 11, 12
Maia Engelkes _____ 2020
 Brenda Espinoza _____ 1997, 98
 Morgan Estell _____ 2011, 12, 13, 14, 15

F
 Haley Fagan _____ 2015, 16, 17
 Cami Fenn _____ 2001, 02, 03, 04
 Tatiana Fernandez _____ 2006, 07, 08, 09

Myesha Finney _____ 2006, 07, 08, 09
 Phoebe Florian _____ 2020
 Bree Fornis _____ 2016, 17, 18, 19
 Kim Freeland _____ 2000, 01, 02, 03
 Tyanne Fries _____ 2002, 03

G
Lindsey Garcia _____ 2020
 Heather Garrison _____ 2006
 Sara Ghezzi _____ 2004, 05, 06, 07
 Anna Gibbs _____ 2014, 15, 16
 Madi Gipson _____ 204, 16, 17
Aspyn Godwin _____ 2019, 20
 Taryn Gray _____ 2006, 07, 08, 09
 Carmyn Greenwood _____ 2017, 18, 19
 Ashley Griffin _____ 2003, 04, 05, 06
 Nicole Groves _____ 1999
 Breanna Gutierrez _____ 2018
 Lauren Guzman _____ 2009, 10, 11, 12

H
 Rasheedah Hameed _____ 2000, 01, 02
 Jennifer Hammock _____ 2000, 01, 02, 03
Lexie Handley _____ 2019, 20
 Marcy Harper _____ 2013, 14, 15, 16
 Lindsey Harrelson _____ 2007, 09, 10
 Chardonnay Harris _____ 2018, 19
 Amber Harrison _____ 2009, 10, 11, 12
 Kris Heneghan _____ 1997, 98, 99
 Tiffany Howard _____ 2013, 14, 15, 16
 Alicia Hunolt _____ 2007, 08

J
 Jennifer Joiner _____ 2000
Jadia Jones _____ 2020
 Paige Jones _____ 2002, 03, 04, 05
 Caitlin Jordan _____ 2012, 13
 Whitney Jordan _____ 2015, 16, 17

K
 Kristen Keyes _____ 2002, 03, 04
 McKenzie Kilpatrick _____ 2012, 13, 14, 15
Tyler King _____ 2020
 Krista Klein _____ 2007, 08
Maddison Koepke _____ 2020
 Erika Koivula _____ 1998
 Jen Kraemer _____ 1999, 2000, 01

L
 Brooke Lathan _____ 2012, 13
 Jennifer Loree _____ 2009, 10, 11, 12

M
Maddie Majors _____ 2020
 Brittany Maresette _____ 2017, 18, 19, 20
 Jessica Martin _____ 2007, 08
 Makayla Martin _____ 2016, 17, 18
 Michelle Martin _____ 1998, 99, 2000, 01
 Robin Martin _____ 2003, 04, 05, 06
 Alexa Martinez _____ 2009
 Hilary Mavromat _____ 2011, 12, 13, 14

Kristina McCain _____ 2004, 05, 06
 Casey McCrackin _____ 2016, 17, 18, 19
Carlee McCondichie _____ 2020
 Maris Medina _____ 2011, 12, 13, 14
 Branndi Melero _____ 2012, 13, 14, 15
 Maria Mitchell _____ 2014, 15, 16
 Megan Mitchell _____ 2008, 09, 10
 Denisse Montalvo _____ 1997, 98, 99
 Ashley Moore _____ 1999, 2000, 01, 02
 Dakota Morrow _____ 2018
 Tracy Murdock _____ 2002
 Morgan Murphy _____ 2009, 11, 12
 Kimberlee Myers _____ 2015, 16

N
 Anne Norton _____ 2003, 04, 05
Haley Nillen _____ 2019, 20
 Jill Nunnely _____ 1997

O
 Sarah Orozco _____ 1999, 2000, 01

P
 Jennifer Page _____ 1997, 98
 Alyssia Palomino _____ 2011
 Marcella Passarelli _____ 1998, 99, 2000, 01
 Alyssia Palomino _____ 2011
Justus Perry _____ 2017, 18, 19, 20
 Madi Perry _____ 2020
 Mary Petrie _____ 1998, 99, 2000, 01
 Martha Phillips _____ 2001, 02, 03, 04
 Morgan Podany _____ 2016, 17, 18, 19
 Kimball Pratt _____ 1998, 99, 2000, 01

R
 Holly Ragsdale _____ 2009, 10
 Jaime Rasmussen _____ 1999, 2000, 01
 Jade Rhodes _____ 2013, 14, 15, 16
 Kristyn Richards _____ 2012, 13, 14
Alyssa Rivera _____ 2017, 18, 19, 20
 Jordan Rocker _____ 2013, 14, 15
 Nicole Russo _____ 2005, 06, 07

S
 Aurora Salter _____ 2009, 10
 Lauren Schmalz _____ 2008, 10, 11, 12
 Caitlin Schultze _____ 2010, 11, 12, 13
 Brittany Scott _____ 2005, 06, 07, 08
 Renee Sease _____ 1997
 Amy Shaw _____ 2005, 06
 Courtney Shea _____ 2015, 16, 17, 18
 Elizabeth Slator _____ 1999
 Kelley Smiley _____ 2010, 11
 Emily Spain _____ 2015, 16
 Janet Spivey _____ 2003
Tannon Snow _____ 2018, 19, 20
 Taylon Snow _____ 2018, 19
 Caitlin Stangl _____ 2010, 11
 Chris Steiner _____ 1997, 98, 99
 Baylee Stephens _____ 2010, 11, 12, 13

Kelly Sutton _____ 2001, 02
 Ashlee Swindle _____ 2017, 18, 19, 20

T
Abby Tissier _____ 2018, 19, 20
 Anna Thompson _____ 2007, 08, 09, 10
 Robin Thornburg _____ 2001, 02, 03
 Cassie Trosclair _____ 2008, 09

V
 Jodie Van Ooyen _____ 2000, 01, 02, 03
 Kendall Veach _____ 2016, 17, 18, 19

W
 Sydne Waldrop _____ 2014, 15, 16, 17
 Carlee Wallace _____ 2015, 16, 17
 Rachael Walters _____ 2015, 16
 Lauren Walton _____ 2004, 05, 06, 07
 Austyn West _____ 2013, 14
 Kyndall White _____ 2008, 09, 10, 11
 Angela Williams _____ 1997
 Karie Williams _____ 2001, 02
 Liana Wuchte _____ 2010, 11, 12, 13
 Whitney Wyatt _____ 2007

Y
Samantha Yarbrough _____ 2020

Z
 Deni Zeigler _____ 2000, 01, 02, 03

Active student-athletes are listed in **BOLD**.

**A**

Jenna Abbott
Lolani Alvarez
Shannon Anderson
Kasey Angulo
Ashley Arcuri

B

Leigh Anne Baker
Liza Baker
Krista Barts
Blair Bass
Jorja Bell
Amy Bellanca
Kara Bilodeau
Kim Blair
Aubrey Boag
Kelsey Bogaards
Denver Bryant
Angel Bunner
Lindsay Burke

C

Jaylin Calvert
Ashley Camp
Kaylee Carlson
Emily Carosone
Kelsey Cartwright
Hannah Cavanaugh
Lindsay Chitwood
Becky Cleary
Krista Clyde
Arin Cobb
Katie Colton
Rachel Cook
Kasey Cooper
Wendy Cork
Sydney Cox
KK Crocker
Amy Crotts
Holly Currie

D

Amy Dalsing
Lexi Davis
Brittany Day
Sara Dean
Jenny Diaz
Madison Dickey
Beth DiPietro
KK Dismukes
Tara Donaldson
Starr Dorsey
Makenna Dowell
Victoria Draper
Lily DuBois

E

Elizabeth Eisterhold
Maia Engelkes
Krystalin Ensminger
Brenda Espinoza
Morgan Estell

F

Haley Fagan
Reena Falisi
Cami Fenn
Tatiana Fernandez
Myesha Finney
Phoebe Florian
Bree Fornis
Kim Freeland
Tyanne Fries

G

Lindsey Garcia
Heather Garrison
Paige Geraghty
Sara Ghezzi
Anna Gibbs
Madi Gipson
Aspyn Godwin
Taryn Gray
Janelle Green
Carmyn Greenwood
Ashley Griffin
Nicole Groves
Breanna Gutierrez
Lauren Guzman

H

Rasheedah Hameed
Jennifer Hammock
Lexie Handley
Marcy Harper
Lindsey Harrelson
Chardonay Harris
Amber Harrison
Kris Heneghan
Kaylee Horton
Kristi Houck
Tiffany Howard
Alicia Hunolt
Allison Hunter

J

Jennifer Joiner
Jadia Jones
Paige Jones
Caitlin Jordan
Whitney Jordan
Laney Joyner

K

Kristen Keyes
McKenzie Kilpatrick
Tyler King
Krista Klein
Maddison Koepke
Erika Koivula
Jen Kraemer

L

Brooke Lathan
Ashley Leon
Jennifer Lofton
Jenee Loree
Shelby Lowe

M

Maddie Majors
Annie Malone
Brittany Maresette
Jessica Martin
Makayla Martin
Michelle Martin
Robin Martin
Alexa Martinez
Hilary Mavromat
Maris Medina
Jennifer McKee
Brandi Melero
Kristina McCain
Carlee McCondie
Casey McCrackin
Tali Milde
Maria Mitchell
Megan Mitchell
Denisse Montalvo
Ashley Moore
Dakota Morrow
Tate Mosley
Tracy Murdock
Morgan Murphy
Kimberlee Myers

N

Alexa Nemeth
Haley Nillen
Annie Norton
Jilly Nunnely
Mackenzie Nutt

O

Jenna Olszewski
Sarah Orozco

P

Makayla Packer
Jennifer Page
Marcella Passarelli
Alyssia Palomino
Amanda Pate
Maddie Penta
Justus Perry
Madi Perry
Mary Petrie
Martha Phillips
Morgan Podany
Kimball Pratt

R

Holly Ragsdale
Jaime Rasmussen
Jade Rhodes
Kristyn Richards
Alyssa Rivera
Jordan Rocker
Lauren Russell
Nicole Russo

S

Aurora Salter
Renee Sease
Brittany Scott
Livy Schiele
Lauren Schmalz
Kelsey Schmidt
Caitlin Schultze
Amy Shaw
Courtney Shea
Elizabeth Slator
Kelley Smiley
Hope Smith
Tannon Snow
Taylon Snow
Emily Spain
Janey Spivey
Caitlin Stangl
Chris Steiner
Baylee Stephens
Kelly Sutton
Ashlee Swindle

T

Kayla Tatum
Anna Thompson
Robin Thornburg
Abby Tissier
Jan-Marie Trageser
Cassie Trosclair

V

Jodie Van Ooyen
Kendall Veach

W

Sydne Waldrop
Carlee Wallace
Rachael Walters
Lauren Walton
Annonnetta Washburn
Austyn West
Macie West
Kyndall White
Angela Williams
Karie Williams
Liana Wuchte
Whitney Wyatt

Y

Samantha Yarbrough

Z

Deni Zeigler

Active student-athletes are listed in **BOLD**.



#00

Martha Phillips
Caitlin Jordan
Carlee Wallace
Aspyn Godwin

#1

Jennifer Page
Amanda Pate
Arin Cobb
Tyanne Fries
Holly Currie
Kyndall White
Tiffany Howard
KK Crocker
Samantha Yarbrough

#2

Brenda Espinoza
Lily DuBois
Lauren Walton
Cassie Trosclair
Macie Weste
Brooke Lathan
Haley Fagan
Taylon Snow
Sydney Cox

#3

Kim Blair
Leigh Anne Baker
Karie Williams
Nicole Russo
Liana Wuchte
Morgan Estell
Whitney Jordan
Dakota Morrow
Madi Perry
Paige Geraghty

#4

Renee Sease
Ashley Moore
Brittany Day
Kayla Tatum
Baylee Stephens
Madi Gipson
Ashlee Swindle
Maddie Penta

#5

Kris Heneghan
Erika Koivula
Sarah Orozco
Robin Martin
Lauren Guzman
Emily Carosone
Jenna Olszewski
Lindsey Garcia

#6

Amy Crotts
Rasheedah Hameed
Lolani Alvarez
Ashley Arcuri
Hilary Mavromat
Blaire Bass
Laney Joyner
Tate Mosley
Kaylee Horton

#7

Wendy Cork
Jennifer Hammock
Kristina McCain
Megan Mitchell
Kristyn Richards
Emily Spain
Carmyn Greenwood
Denver Bryant

#8

Angela Williams
Michelle Martin
Sara Ghezzi
Jenee Loree
Jade Rhodes
Brittany Maresette

#9

Ashley Camp
Nicole Groves
Cami Fenn
Brittany Scott
Krista Clyde
Austyn West
Madison Dickey
Tannon Snow

#10

Kimball Pratt
Tracy Murdock
Jenny Diaz
Starr Dorsey
Amber Harrison
Anna Gibbs
Carmyn Greenwood
Makayla Packer

#11

Kristi Houck
Jennifer Joiner
Lindsey Chitwood
Amy Shaw
Holly Ragsdale
Maris Medina
Casey McCrackin
Maddie Majors

#12

Amy Bellanca
Annonnetta Washburn
Kim Freeland
Aubrey Boag
Jorja Bell
Lauren Schmalz
Maria Mitchell
Carlee McCondie

#13

Denisse Montalvo
Jennifer Lofton
Whitney Wyatt
Caitlin Schultze
Kasey Cooper
Chardonnay Harris

#14

Chris Steiner
Kelly Sutton
Kelley Smiley
Kelsey Bogaards
Ashlee Swindle
Jadia Jones

#15

Allison Hunter
Jodie Van Ooyen
Beth DiPietro
Angel Bunner
Bree Fornis

#16

Jill Nunnally
Robin Thornburg
Elizabeth Eisterhold
Kaylee Carlson
Hannah Cavanaugh

#17

Marcella Passarelli
Jennifer McKee
Branni Melero
Morgan Podany
Maia Engelkes

#18

Jen Kraemer
Alexa Martinez
Jordan Rocker
Justus Perry

#19

Amy Dalsing
Sara Dean
Tara Donaldson
Krista Klein
Janelle Green
Rachael Walters
Abby Tissier

#20

Lily DuBois
Tyanne Fries
Ashley Griffin
Liana Wuchte
Hope Smith
Livy Schiele
Rachel Cook

#21

Lindsay Burke
Deni Zeigler
Krystalin Ensminger
Taryn Gray
Alyssa Rivera

#22

Jan-Marie Trageser
Krista Barts
Lauren Schmalz
Morgan Murphy
Marcy Harper
Kara Bilodeau

#23

Mary Petrie
Kasey Angulo
Jessica Martin
Lexi Davis
Breanna Gutierrez

#24

Kris Heneghan
Myesha Finney
Kelsey Cartwright
Kendall Veach
Jaylin Calvert
Reena Falisi

#25

Becky Cleary
Paige Jones
Heather Garrison
Alicia Hunolt
McKenzie Kilpatrick

#26

Kristen Keyes

#27

Jaime Rasmussen
Alyssia Palomino
Victoria Draper
Lexie Handley

#29

Shannon Anderson
Krista Clyde
Makayla Martin

#30

Tali Milde
Alexa Nemeth

#31

Kelsey Schmidt

#32

Denisse Montalvo
Liza Baker
Lauren Russell
Tatiana Fernandez
Makenna Dowell

#33

Aurora Salter
Kimberlee Myers
Mackenzie Nutt

#34

Caitlin Stangl
KK Dismukes

#35

Annie Malone

#42

Anna Thompson

#43

Haley Nillen

#44

Elizabeth Slator
Annie Norton
Jessica Martin
Katie Colton
Jenna Abbott

#49

Janet Spivey

#55

Shelby Lowe

#66

Tyler King

#77

Sydne Waldrop
Maddison Koepke

#93

Courtney Shea

#99

Lindsey Harrelson
Ashley Leon
Phoebe Florian

Active student-athletes are listed in **BOLD**.

**ALABAMA [77]**

Leigh Anne Baker (Montgomery)
Liza Baker (Dapne)
Amy Bellanca (Hoover)
Lindsay Burke (Pelham)
Ashley Camp (Alabaster)
Arin Cobb (Alabaster)
Rachel Cook (Dadeville)
Kasey Cooper (Dothan)
Wendy Cork (Montgomery)
KK Crocker (Tuscaloosa)
Holly Currie (Pisgah)
Madison Dickey (Hoover)
KK Dismukes (Holtville)
Tara Donaldson (Mobile)
Starr Dorsey (Auburn)
Victoria Draper (Moulton)
Morgan Estell (Kimberly)
Kim Freeland (Cullman)
Bree Fornis (Tuscaloosa)
Anna Gibbs (Camden)
Madi Gipson (Hoover)
Aspyn Godwin (Silverhill)
Taryn Gray (Vestavia Hills)
Janelle Green (Auburn)
Carmyn Greenwood (Birmingham)
Marcy Harper (Hoover)
Lindsey Harrelson (Alexander City)
Kaylee Horton (Jasper)
Kristi Houck (Birmingham)
Jadia Jones (Phenix City)
Paige Jones (Alabaster)
Whitney Jordan (Athens)
McKenzie Kilpatrick (Montgomery)
Shelby Lowe (Carrollton)
Annie Malone (Auburn)
Maddie Majors (Birmingham)
Jessica Martin (Alexander City)
Hilary Mavromat (Scottsboro)
Kristina McCain (Mount Olive)
Carlee McCondichie (Birmingham)
Jennifer McKee (Stevenson)
Maria Mitchell (Opelika)
Megan Mitchell (Huntsville)
Ashley Moore (Birmingham)
Dakota Morrow (Tuscaloosa)
Tate Mosley (Trussville)
Alexa Nemeth (Auburn)
Annie Norton (Loxley)
Mackenzie Nutt (Madison)
Jilly Nunnally (Birmingham)
Jenna Olszewski (Hoover)
Amanda Pate (Greensboro)
Martha Phillips (Montgomery)
Kimball Pratt (Trussville)
Holly Ragsdale (Dadeville)
Kristyn Richards (Hoover)
Lauren Russell (Montgomery)
Amy Shaw (Ashville)
Courtney Shea (Mountain Brook)
Emily Spain (Pelham)
Janey Spivey (Montgomery)
Chris Steiner (Loxley)
Baylee Stephens (Opelika)
Ashlee Swindle (Jasper)

Kayla Tatum (Birmingham)
Anna Thompson (Huntsville)
Robin Thornburg (Columbiana)
Abby Tissier (Hoover)
Kendall Veach (Selma)
Sydney Waldrop (Springville)
Annonnetta Washburn (Gallant)
Macie West (Huntsville)
Kyndall White (Pinson)
Angela Williams (Opelika)
Karie Williams (Dothan)
Whitney Wyatt (Dublin)
Samantha Yarbrough (Fairhope)

ARIZONA [10]

Kasey Angulo (Glendale)
Lindsey Chitwood (Chandler)
Brenda Espinoza (Yuma)
Kris Heneghan (Yuma)
Alicia Hunolt (Oro Valley)
Kimberlee Myers (Casa Grande)
Sarah Orozco (Glendale)
Jordan Rocker (Oro Valley)
Caitlin Stangl (Tucson)
Jodie Van Ooyen (Mesa)

CALIFORNIA [24]

Lolani Alvarez (Cypress)
Shannon Anderson (Laguna Niguel)
Aubrey Boag (San Diego)
Kaylee Carlson (Garden Grove)
Katie Colton (Yucaipa)
Sara Dean (Valencia)
Nicole Groves (Roseville)
Tyler King (Upland)
Krista Klein (Garden Grove)
Erika Koivula (Vista)
Casey McCrackin (Cantonment)
Brandi Melero (Canyon County)
Denisse Montalvo (Bay Point)
Makayla Martin (San Diego)
Michelle Martin (San Dimas)
Mary Petrie (Garden Grove)
Alyssia Palomino (Rialto)
Marcella Passarelli (Whittier)
Livy Schiele (Bonita)
Renee Sease (Campbell)
Tannon Snow (Chino Hills)
Taylon Snow (Chino Hills)
Kelly Sutton (Vacaville)
Carlee Wallace (Alpine)

FLORIDA [31]

Ashley Arcuri (Tampa)
Kelsey Bogaards (Miami)
Jenny Diaz (Miami)
Beth DiPietro (Riverview)
Emily Carosone (Orlando)
Hannah Cavanaugh (Winter Park)
Krista Clyde (Hollywood)
Haley Fagan (Dunnellon)
Reena Falisi (Gainesville)
Tatiana Fernandez (Miami)
Lindsey Garcia (Coral Springs)
Sara Ghezzi (Miami)

Ashley Griffin (Pace)
Lauren Guzman (Miami)
Jennifer Joiner (High Springs)
Kristen Keyes (Clearwater)
Ashley Leon (Miami)
Jenee Loree (Jupiter)
Robin Martin (Palm City)
Alexa Martinez (Miami)
Jennifer Page (Bradenton)
Morgan Podany (Ponte Vedra)
Jade Rhodes (Sarasota)
Alyssa Rivera (Eagle Lake)
Lauren Schmalz (Pembroke Pines)
Brittany Scott (Mount Dora)
Kelley Smiley (Okeechobee)
Hope Smith (Madison)
Jan-Marie Trageser (Ft. Lauderdale)
Lauren Walton (Palmetto)
Austyn West (Tallahassee)

GEORGIA [20]

Jenna Abbott (Dawsonville)
Krista Barts (Alpharetta)
Kara Bilodeau (Cumming)
Denver Bryant (Albany)
Brittany Day (Columbus)
Makenna Dowell (Suwanne)
Lily DuBois (Roswell)
Cami Fenn (Marietta)
Myesha Finney (Atlanta)
Breanna Gutierrez (Buford)
Jennifer Hammock (Columbus)
Tiffany Howard (Pembroke)
Caitlin Jordan (Stockbridge)
Laney Joyner (Woodstock)
Maddison Koepke (Dacula)
Brittany Maresette (Snellville)
Tali Milde (Douglasville)
Tracy Murdock (Columbus)
Madi Perry (Loganville)
Liana Wuchte (Evans)

INDIANA [4]

Chardonnay Harris (Oak Park)
Paige Geraghty (Frankfort)
Jaylin Calvert (New Palestine)
Jaime Rasmussen (Brazil)

KANSAS [3]

Amy Crotts (Baxter Springs)
Amy Dalsing (Kansas City)
Allison Hunter (Newton)

LOUISIANA [6]

Blair Bass (New Rhoads)
Krystalin Ensminger (Monroe)
Jennifer Lofton (Calhoun)
Nicole Russo (Kenner)
Cassie Trosclair (Harvey)
Deni Zeigler (West Monroe)

MARYLAND [1]

Maddie Penta (Chesapeake City)

MINNESOTA [1]

Justus Perry (Prior Lake)

MONTANA [1]

Tyanne Fries (St. Peter's)

NEW JERSEY [1]

Becky Cleary (East Brunswick)

NEW YORK [1]

Caitlin Schultze (Queensbury)

NORTH CAROLINA [3]

Sydney Cox (Asheboro)
Lexi Davis (Charlotte)
Phoebe Florian (Charlotte)

OHIO [2]

Lexie Handley (Mogadore)
Kelsey Schmidt (Maineville)

OKLAHOMA [2]

Elizabeth Eisterhold (Owasso)
Amber Harrison (Claremore)

PENNSYLVANIA [1]

Angel Bunner (Fairless Hill)

SOUTH CAROLINA [1]

Heather Garrison (Hartsville)

SOUTH DAKOTA [1]

Maia Engelkes (Sioux Falls)

TENNESSEE [4]

Kim Blair (Thompson Station)
Kelsey Cartwright (Joelton)
Morgan Murphy (Germantown)
Makayla Packer (Chattanooga)

TEXAS [5]

Rasheedah Hameed (LaMarque)
Brooke Lathan (Livingston)
Maris Medina (San Antonio)
Haley Nillen (Spring)
Elizabeth Slator (Houston)

VIRGINIA [2]

Aurora Salter (Springfield)
Rachael Walters (Powhatan)

INTERNATIONAL [2]

Jorja Bell (New Zealand)
Jen Kraemer (Canada)

Active student-athletes are listed in **BOLD**.



00

Aspyn
GODWIN
C/OF | Jr.



1

Samantha
YARBROUGH
RHP | Jr.



2

Sydney
COX
UTL | Fr.



3

Paige
GERAGHTY
OF | Fr.



4

Maddie
PENTA
RHP | Fr.



5

Lindsey
GARCIA
INF | So.



6

Kaylee
HORTON
UTL | Sr.



7

DENVER
BRYANT
INF | Fr.



9

Tannon
SNOW
INF | Gr.




10

Makayla
PACKER
UTL | Fr.




11

Maddie
MAJORS
OF/1B | So.



12

Carlee
MCCONDICHIE
UTL | So.




14

Jadia
JONES
OF | Sr.



17

Maia
ENGELKES
INF | So.




18

Justus
PERRY
INF | Gr.



19

Abby
TISSIER
C | Sr.



20

Rachel
COOK
OF | 5Y




21

Alyssa
RIVERA
OF | Gr.




24

Reena
FALISI
OF | Fr.



27

Lexie
HANDLEY
LHP | RSr.



31

Kelsey
SCHMIDT
OF | Fr.



32

Makenna
DOWELL
INF | Sr.




34

KK
DISMUKES
RHP | So.




43

Haley
NILLEN
C | Jr.



55

Shelby
LOWE
LHP | Fr.



66

Tyler
KING
OF | Sr.




77

Maddison
KOEPKE
INF | So.



HC

Mickey
DEAN
Fourth Season



AC

Eugene
LENTI
Second Season



AC

Emily
CAROSONE
First Season



VC

Kendall
POTTS
First Season



DO

LEISA
LEE
Second Season