



AUBURN BASEBALL
2016 MEDIA ALMANAC



TABLE OF CONTENTS/QUICK FACTS

2016 AUBURN BASEBALL INFORMATION

Table of Contents/Quick Facts 1
2016 Roster 2
2016 Schedule 3
TV/Radio Chart 4-5
Plainsman Park 6
Plainsman Park Facts & Records 7
Head Coach Butch Thompson 8-9
Assistant Coach Doug Sisson 10
Assistant Coach Brad Bohannon 11
Volunteer Assistant Greg Drye 12
Support Staff 13
Administration 14
2016 Player Profiles 15-39

2015 YEAR IN REVIEW

2015 Auburn Team Stats 40
2015 Auburn Team SEC-Only Stats 41
2015 Notes 42-43
2015 Game-By-Game Hitting 44
2015 Game-By-Game Results 45
2015 Auburn & Opponent Highs / Line-ups 46
2016 SEC Tournament 47

HISTORY & RECORDS

Capital City Classic History and Records 48
Auburn Records 49-50
Single-Season Top 10 Hitting 51
Career Top 10 Hitting 52
Single-Season Top 10 Pitching 53
Career Top 10 Pitching 54
Team Top 10 55
Year-By-Year Team Stats 56-57
Streaks & Sweeps 58
Year-By-Year Leaders 59-61
SEC & NCAA Leaders / No-Hitters 62
Home Run Records 63
Five-Hit Games / 20 Run Games 64
The Last Time 65
Year-By-Year Results/Stats (1949-2015) 66-91
Auburn On Television 92-93
Series Records 94
Year-By-Year Standings / Coaching Records 95
Auburn at the College World Series 96
Auburn in NCAA Regionals 97-100
Auburn in SEC Tournaments 101-102
All-Time Honors & Awards 103-105
Auburn in MLB 106-107
All-Time Draft Picks (1949-2015) 108
All-Time Letterwinners (1949-2015) 109-111

RADIO INFORMATION

Primary Stations WGGZ-FM (94.3), WANI-AM (1400)
Radio Network Auburn Network
Primary Contact Rod Bramblett
Phone Number (334) 826-2929
Play-by-Play Announcers Rod Bramblett, Andy Burcham

GENERAL INFORMATION

Location Auburn, Ala.
Founded October 1, 1856
Enrollment 25,469
Nickname Tigers
Colors Burnt Orange and Navy Blue
Affiliation NCAA Division I
Conference Southeastern (SEC West)
President Dr. Jay Gogue (Auburn, 1969)
Athletic Director Jay Jacobs (Auburn, 1985)

KEY NUMBERS

Media Relations Office (334) 844-9800
Media Relations FAX (334) 844-9807
Plainsman Park Press Box (334) 844-4138
Athletic Department Phone (334) 844-4750
Baseball Office (334) 844-4975
Ticket Office (855) AUB-2010
Website www.AuburnTigers.com
Twitter @Auburn_Baseball

STADIUM INFORMATION

Stadium Samford Stadium-Hitchcock Field at Plainsman Park
First Year/Renovated 1950/1996
Capacity 4,096
All-Time Record 1,138-506 (.692)
Dimensions LF- 315; CF- 385; RF- 331
Alleys LC- 335/385; RC- 360

HISTORY

All-Time Record 1,948-1,307-6 (.597)
All-Time Conference Record 862-781-3 (.523)
All-Time SEC Tournament Record 31-44 (.413)
NCAA Tournament Appearances 19
NCAA Tournament Record 42-41 (.506)
Last NCAA Regional 2015 (Tallahassee, Fla.)
Last NCAA Super Regional 1999 (Tallahassee, Fla.)
College World Series Appearances 4
College World Series Record 3-8 (.273)
Last College World Series 1997

COACHING/SUPPORT STAFF

Head Coach Butch Thompson (Birmingham-Southern)
Record at Auburn First year
Career Record 39-12 (.765), Second year
Assistant Coach Doug Sisson (Montevilla)
Assistant Coach Brad Bohannon (Berry)
Volunteer Assistant Coach Greg Drye (Southern Miss)
Athletic Administrator Randall Dickey (Quachita Baptist)
Athletic Trainer Sean Stryker (Penn State)
Video Coordinator Hunter Vick (West Florida)

TEAM INFORMATION

Total Home Away Neut.
2015 Overall Record 36-26 25-11 8-11 3-4
2015 SEC Record 13-17 7-8 6-9 0-0
Conference Finish 5th, West; 9th, Overall
2015 Postseason Tallahassee Regional (1-2)
2015 Final Ranking N/A
Letterwinners Returning/Lost 19/13
Position Starters Returning/Lost 11/0
Pitchers Returning/Lost 7/5
Newcomers 19

SPORTS INFORMATION

Baseball SID Taylor Bryan
SID Office Phone (334) 844-9800
SID FAX Number (334) 844-9807
Bryan's Cell Phone (334) 750-3862
Bryan's Email taylor.bryan@auburn.edu
Assoc. AD/Communications Kirk Sampson
Sampson's Email kirk@auburn.edu
SID Mailing Address P.O. Box 351; Auburn, AL 36830-0351
SID Overnight Address Athletic Complex
392 S. Donahue Dr., Auburn, AL 36830

POSITION PLAYERS RETURNING (12)

Table with columns: Player, Cl., Pos., Ht., Wt., 2015 Statistics. Lists returning position players like Jackson Burgreen, Jordan Ebert, etc.

* - 2015 starter

PITCHERS RETURNING (3)

Table with columns: Player, Cl., Ht., Wt., 2015 Statistics. Lists returning pitchers like Justin Camp, Cole Lipscomb, etc.





2016 AUBURN BASEBALL ROSTER

NUMERICAL ROSTER

No.	Name	Pos.	Cl.	B-T	Ht.	Wt.	Exp.	Hometown (Previous School)
1	Blake Logan	C	Jr.	R-R	6-0	203	2L	Muscle Shoals, Ala. (Muscle Shoals)
2	Jeremy Johnson	OF	Fr.	R-R	5-10	171	HS	Suwanee, Ga. (Lambert)
3	Joshua Palacios	OF	Jr.	L-R	6-1	193	JC	Brooklyn, N.Y. (San Jacinto College)
4	Daino Deas	IF	Fr.	R-R	5-11	170	HS	Lilburn, Ga. (Parkview)
5	Melvin Gray	IF	Sr.	R-R	5-8	174	1L	Texarkana, Texas (South Mountain)
6	Damon Haecker	IF	Jr.	S-R	5-11	178	2L	Altamonte Springs, Fla. (Lake Brantley)
7	Keegan Thompson	RHP	Jr.	R-R	6-2	197	2L	Cullman, Ala. (Cullman)
8	Jonathan Foster	C/IF	Fr.	R-R	5-11	205	HS	LaGrange, Ga. (Troup Co.)
9	Alan Smith	IF	Fr.	R-R	6-1	186	HS	Ft. Payne, Ala. (Fort Payne)
10	Anfernee Grier	OF	Jr.	R-R	6-1	180	2L	Phenix City, Ala. (Russell County)
12	Andrew Mitchell	LHP	R-So.	L-L	6-1	197	JC	New Orleans, La. (Delgado College)
15	J.J. Shaffer	OF	Jr.	R-R	5-10	175	2L	Auburn, Ala. (Parkview)
16	Kevin Davis	RHP	Jr.	R-R	6-1	202	2L	Brewton, Ala. (TR Miller)
17	Cody Nulph	IF	Sr.	R-R	6-0	194	1L	Placentia, Calif. (Orange Coast)
18	Colton Campbell	LHP	Fr.	L-L	6-0	156	HS	Orlando, Fla. (Orangeview Christian)
19	Jackson Burgreen	OF	Sr.	L-L	6-1	189	3L	Athens, Ala. (Athens)
20	Daniel Robert	IF/OF	Jr.	L-R	6-5	236	2L	Hoover, Ala. (Briarwood Christian)
21	Marc Frazier	RHP	Sr.	L-R	6-1	194	TR	Newman, Ga. (Nicholls State)
22	Ben Craft	C	R-Jr.	L-R	6-2	222	1L	Birmingham, Ala. (UAB)
23	Jordan Ebert	OF/IF	Sr.	R-R	6-0	182	3L	Foley, Ala. (Baldwin County)
24	Niko Buentello	IF	Jr.	L-R	6-4	242	JC	Lewisville, Texas (Grayson College)
25	Izaac Yarbrough	LHP	R-Jr.	L-L	5-11	203	1L	Cullman, Ala. (Wallace State)
27	Justin Camp	RHP	R-Sr.	R-R	6-2	244	3L	Decatur, Ala. (Austin)
28	Daniel Sprinkle	RHP	Fr.	R-R	6-4	226	HS	Pine Bluff, Ark. (White Hall)
32	Casey Mize	RHP	Fr.	R-R	6-3	190	HS	Springville, Ala. (Springville)
33	Keaton Weisz	IF	Fr.	R-R	5-9	148	HS	La Jolla, Calif. (La Jolla Country Day)
34	Ben Braymer	LHP	Jr.	L-L	6-2	222	JC	Baton Rouge, La. (LSU-Eunice)
35	Bo Decker	OF	Sr.	R-R	6-1	196	1L	Clermont, Fla. (Seminole State College)
36	Jack McPherson	C	Fr.	L-R	5-11	185	HS	Mt. Brook, Ala. (Mountain Brook)
38	Tavo Rodriguez	LHP	Jr.	L-L	6-4	215	JC	El Paso, Texas (Navarro College)
39	Gordon Cardenas	RHP	Jr.	R-R	5-10	194	JC	Manhattan Beach, Calif. (Fullerton College)
40	Gabe Klobosits	RHP	Jr.	R-R	6-7	260	JC	Katy, Texas (Galveston College)
41	Sam Mason	RHP	Sr.	R-R	6-2	182	1L	Beverly Hills, Calif. (West Los Angeles)
43	Kyler Deese	IF/C	R-Jr.	L-R	5-9	166	1L	Auburn, Ala. (Central Alabama)
49	Cole Lipscomb	RHP	R-Jr.	R-R	6-1	184	2L	Prattville, Ala. (Edgewood Academy)

COACHES & STAFF

30	Butch Thompson	Head Coach	First Year
11	Doug Sisson	Assistant Coach	First Year
14	Brad Bohannon	Assistant Coach	First Year
42	Greg Drye	Volunteer Assistant Coach	First Year
45	Tony Caldwell	Student Assistant Coach	First Year
	Randall Dickey	Athletic Administrator	Second Year
	Sean Stryker	Athletic Trainer	First Year
	Hunter Vick	Video Coordinator	Third Year
	Tommy Chadwell	Strength & Conditioning Coach	First Year
	Kevin Fuhrer	Equipment Manager	First Year
	Taylor Bryan	Director of Communications	Second Year
	Jeremy Roberts	Assoc. AD/Sport Administrator	Third Year

PRONUNCIATION GUIDE

Ben BRAYMER	BRAY-murr
Niko BUENTELLO	KNEE-co bwen-TAY-oh
Jackson BURGEEEN	BURR-green
Gordon CARDENAS	Car-DAY-nuss
Daino DEAS	DAY-know DEEZ
Kyler DEESE	DEESE (like cheese)
Jordan EBERT	E-burt
Anfernee GRIER	ann-fur-nee GREER
Damon HAECKER	HECK-er
Gabe KLOBOSITS	KLOW-BO-SITS
Joshua PALACIOS	PUH-LAH-SEE-OSE
Daniel ROBERT	ROB-urt
Tavo RODRIGUEZ	TAH-vo ROD-ree-GEZ
Keaton WEISZ	WYZE

ALPHABETICAL ROSTER

No.	Name	Pos.	No.	Name	Pos.	No.	Name	Pos.
34	Ben Braymer	LHP	5	Melvin Gray	IF	38	Tavo Rodriguez	LHP
24	Niko Buentello	IF	10	Anfernee Grier	OF	15	J.J. Shaffer	OF
19	Jackson Burgreen	OF	6	Damon Haecker	IF	9	Alan Smith	IF
27	Justin Camp	RHP	2	Jeremy Johnson	OF	28	Daniel Sprinkle	RHP
18	Colton Campbell	LHP	40	Gabe Klobosits	RHP	7	Keegan Thompson	RHP
39	Gordon Cardenas	RHP	49	Cole Lipscomb	RHP	25	Izaac Yarbrough	LHP
22	Ben Craft	C	1	Blake Logan	C	33	Keaton Weisz	IF
16	Kevin Davis	RHP	41	Sam Mason	RHP			
4	Daino Deas	IF	36	Jack McPherson	C	30	Butch Thompson	Head Coach
35	Bo Decker	OF	12	Andrew Mitchell	LHP	11	Doug Sisson	Asst. Coach
43	Kyler Deese	IF/C	32	Casey Mize	RHP	14	Brad Bohannon	Asst. Coach
23	Jordan Ebert	OF/IF	17	Cody Nulph	IF	42	Greg Drye	Vol. Asst. Coach
8	Jonathan Foster	C/IF	3	Joshua Palacios	OF	45	Tony Caldwell	Student Asst. Coach
21	Marc Frazier	RHP	20	Daniel Robert	IF/OF			



2016 AUBURN BASEBALL SCHEDULE

Day	Date	Opponent	Location	Time
Fri.	Feb. 19	SACRAMENTO STATE (SECN+)	AUBURN	3 pm
Sat.	Feb. 20	SACRAMENTO STATE (SECN+)	AUBURN	1 pm
Sun.	Feb. 21	SACRAMENTO STATE	AUBURN	1 pm
Tue.	Feb. 23	KENNESAW STATE (SECN+)	AUBURN	3 pm
Wed.	Feb. 24	FLORIDA A&M	AUBURN	3 pm
Fri.	Feb. 26	SOUTHERN	AUBURN	3 pm
Sat.	Feb. 27	SOUTHERN (SECN+)	AUBURN	2 pm
Sun.	Feb. 28	SOUTHERN (SECN+)	AUBURN	1 pm
Tue.	March 1	ALABAMA A&M (SECN+)	AUBURN	3 pm
Wed.	March 2	ALABAMA A&M (SECN+)	AUBURN	3 pm
Fri.	March 4	vs. Troy&	Pensacola, Fla.	6 pm
Sat.	March 5	vs. Michigan State&	Pensacola, Fla.	11 am
Sun.	March 6	vs. Southern Miss&	Pensacola, Fla.	3 pm
Tue.	March 8	GEORGIA TECH (SECN)	AUBURN	4:30 pm
Fri.	March 11	ORAL ROBERTS	AUBURN	3 pm
Sat.	March 12	ORAL ROBERTS (SECN+)	AUBURN	2 pm
Sun.	March 13	ORAL ROBERTS (SECN+)	AUBURN	1 pm
Tue.	March 15	at Georgia Tech (ESPN3)	Atlanta, Ga.	5 pm
Fri.	March 18	TEXAS A&M* (SECN+)	AUBURN	6:30 pm
Sat.	March 19	TEXAS A&M* (SECN+)	AUBURN	3 pm
Sun.	March 20	TEXAS A&M* (SECN+)	AUBURN	1 pm
Tue.	March 22	ALABAMA STATE (SECN+)	AUBURN	6 pm
Fri.	March 25	at Arkansas* (SECN+)	Fayetteville, Ark.	6:35 pm
Sat.	March 26	at Arkansas* (SECN+)	Fayetteville, Ark.	6:05 pm
Sun.	March 27	at Arkansas* (SECN+)	Fayetteville, Ark.	1:05 pm
Tue.	March 29	vs. Alabama% (SECN)	Montgomery, Ala.	7 pm
Wed.	March 30	CCC Rain Date	Montgomery, Ala.	7 pm
Fri.	April 1	LSU* (SECN+)	AUBURN	6 pm
Sat.	April 2	LSU* (SECN+)	AUBURN	3 pm
Sun.	April 3	LSU* (SECN+)	AUBURN	1 pm
Tue.	April 5	GEORGIA STATE (SECN+)	AUBURN	6 pm
Thurs.	April 7	at Missouri* (ESPN)	Columbia, Mo.	6:30 pm
Fri.	April 8	at Missouri* (SECN+)	Columbia, Mo.	6 pm
Sat.	April 9	at Missouri* (SECN+)	Columbia, Mo.	1 pm
Tue.	April 12	at Kennesaw State	Kennesaw, Ga.	5 pm
Thurs.	April 14	TENNESSEE* (SECN)	AUBURN	6 pm
Fri.	April 15	TENNESSEE* (SECN)	AUBURN	6 pm
Sat.	April 16	TENNESSEE* (SECN+)	AUBURN	1 pm
Tue.	April 19	ALABAMA STATE (SECN+)	AUBURN	6 pm
Fri.	April 22	at Ole Miss* (SECN+)	Oxford, Miss.	6:30 pm
Sat.	April 23	at Ole Miss* (SECN)	Oxford, Miss.	2 pm
Sun.	April 24	at Ole Miss* (SECN)	Oxford, Miss.	1 pm
Tue.	April 26	SOUTH ALABAMA (SECN+)	AUBURN	6 pm
Fri.	April 29	KENTUCKY* (SECN+)	AUBURN	6 pm
Sat.	April 30	KENTUCKY* (SECN)	AUBURN	6 pm
Sun.	May 1	KENTUCKY* (SECN+)	AUBURN	1 pm
Fri.	May 6	at Alabama* (SECN+)	Tuscaloosa, Ala.	7 pm
Sat.	May 7	at Alabama* (SECN)	Tuscaloosa, Ala.	6 pm
Sun.	May 8	at Alabama* (SECN)	Tuscaloosa, Ala.	3 pm
Tues.	May 10	TROY (SECN+)	AUBURN	6 pm
Fri.	May 13	MISSISSIPPI STATE* (SECN+)	AUBURN	6 pm
Sat.	May 14	MISSISSIPPI STATE* (SECN)	AUBURN	3:30 pm
Sun.	May 15	MISSISSIPPI STATE* (SECN+)	AUBURN	1 pm
Tue.	May 17	UAB (SECN+)	AUBURN	6 pm
Thur.	May 19	at Vanderbilt* (SECN+)	Nashville, Tenn.	6:30 pm
Fri.	May 20	at Vanderbilt* (SECN+)	Nashville, Tenn.	6:30 pm
Sat.	May 21	at Vanderbilt* (SECN+)	Nashville, Tenn.	2 pm

POSTSEASON

Tue.	May 24	SEC Tournament	Hoover, Ala.	TBA
Fri.	June 3	NCAA Regionals	TBA	TBA
Fri.	June 10	NCAA Super Regionals	TBA	TBA
Sat.	June 18	College World Series	Omaha, Neb.	TBA

LEGEND

* SEC game

& Pensacola Cox Diamond Invitational (Pensacola, Fla./Pensacola Bayfront Stadium)

% Capital City Classic (Montgomery, Ala./Riverwalk Stadium)

All times central and subject to change | Home games in **BOLD**



TV/RADIO SPOTTING CHART



#1 Blake Logan
 Jr. • C • R-R
 6-0 • 203
 Muscle Shoals, Ala.



#2 Jeremy Johnson
 Fr. • OF • R-R
 5-10 • 171
 Suwanee, Ga.



#3 Joshua Palacios
 Jr. • OF • L-R
 6-1 • 193
 Brooklyn, N.Y.



#4 Daino Deas
 Fr. • IF • R-R
 5-11 • 170
 Lilburn, Ga.



#5 Melvin Gray
 Sr. • IF • R-R
 5-8 • 174
 Texarkana, Texas



#6 Damon Haecker
 Jr. • IF • S-R
 5-11 • 178
 Altamonte Springs, Fla.



#7 Keegan Thompson
 Jr. • RHP • R-R
 6-2 • 197
 Cullman, Ala.



#8 Jonathan Foster
 Jr. • C/IF • R-R
 5-11 • 205
 LaGrange, Ga.



#9 Alan Smith
 Fr. • IF • R-R
 6-1 • 186
 Ft. Payne, Ala.



#10 Anfernee Grier
 Jr. • OF • R-R
 6-1 • 180
 Phenix City, Ala.



#12 Andrew Mitchell
 So. • LHP • L-L
 6-1 • 197
 New Orleans, La.



#15 J.J. Shaffer
 Jr. • OF • R-R
 5-10 • 175
 Auburn, Ala.



#16 Kevin Davis
 Jr. • RHP • R-R
 6-1 • 202
 Brewton, Ala.



#17 Cody Nulph
 Sr. • IF • R-R
 6-0 • 194
 Orange, Calif.



#18 Colton Campbell
 So. • LHP • L-L
 6-0 • 156
 Orlando, Fla.



#19 Jackson Burgreen
 Sr. • OF • L-L
 6-1 • 189
 Athens, Ala.



#20 Daniel Robert
 Jr. • OF/IF • L-L
 6-5 • 236
 Hoover, Ala.



#21 Marc Frazier
 Sr. • RHP • R-R
 6-1 • 194
 Newnan, Ga.



#22 Ben Craft
 Jr. • C • R-R
 6-2 • 222
 Birmingham, Ala.



#23 Jordan Ebert
 Sr. • IF/OF • R-R
 6-0 • 182
 Foley, Ala.



TV/RADIO SPOTTING CHART



#24 Niko Buentello
Jr. • IF • L-R
6-4 • 242
Lewisville, Texas



#25 Isaac Yarbrough
Jr. • LHP • L-L
5-11 • 203
Cullman, Ala.



#27 Justin Camp
Sr. • RHP • R-R
6-2 • 244
Decatur, Ala.



#28 Daniel Sprinkle
Fr. • RHP • R-R
6-4 • 226
Pine Bluff, Ark.



#32 Casey Mize
Fr. • RHP • R-R
6-3 • 190
Springville, Ala.



#33 Keaton Weisz
Fr. • IF • R-R
5-9 • 148
La Jolla, Calif.



#34 Ben Braymer
Jr. • LHP • L-L
6-2 • 222
Baton Rouge, La.



#35 Bo Decker
Sr. • OF • R-R
6-1 • 196
Clermont, Fla.



#36 Jack McPherson
Fr. • C • L-R
5-11 • 185
Mt. Brook, Ala.



#38 Tavo Rodriguez
Jr. • LHP • L-L
6-4 • 215
El Paso, Texas



#39 Gordon Cardenas
Jr. • RHP • R-R
5-10 • 194
Manhattan Beach, Calif.



#40 Gabe Klobosits
Jr. • RHP • R-R
6-7 • 260
Katy, Texas



#41 Sam Mason
Sr. • RHP • R-R
6-2 • 182
Beverly Hills, Calif.



#43 Kyler Deese
Jr. • C/IF • L-R
5-9 • 166
Auburn, Ala.



#49 Cole Lipscomb
Jr. • RHP • R-R
6-1 • 184
Prattville, Ala.



#30 Butch Thompson
Head Coach
First Year at Auburn
Second Year Overall



#11 Doug Sisson
Assistant Coach
First Year at Auburn



#14 Brad Bohannon
Assistant Coach
First Year at Auburn



#42 Greg Drye
Volunteer Assistant Coach
First Year at Auburn





PLAINSMAN PARK - HOME OF THE TIGERS

Auburn's baseball home for the past 64 seasons, Samford Stadium-Hitchcock Field at Plainsman Park seats 4,096, including 3,227 chairback seats. In addition, state-of-the-art concessions, restrooms, scoreboard, ticket and press facilities have transformed Auburn's baseball field into a renaissance of Camden Yard proportions after receiving a \$4.2 million facelift in 1998.

The design combines the look of old-time ballparks with academic buildings on the Auburn campus to create a facade of brick and painted steel.

Inside, the park offers the brick backstop of Wrigley Field, the dark green chairback seats of Camden Yards and the Green Monster of Fenway Park.

The intimacy of the park extends to the position of the spectators. The front row box seats are located close to the infield action, just four feet off the ground and only 40 feet from the first and third base bags. The backstop is just 60 feet from home plate.

Down the left field line perched above the box seats, a terraced area allows for another 750 fans to enjoy Auburn baseball.

Besides the playing field and grand stands, the structure also houses the Tigers' clubhouse, which features a locker room, training and equipment areas, an indoor hitting tunnel, a team lounge area, coaches' offices and umpire dressing room.

The site of Southeastern Conference baseball excitement since 1950, Plainsman Park was voted the best collegiate baseball facility in the country by Baseball America prior to the 2003 season.

The commitment to excellence of Auburn's baseball program is evident by the continuing efforts to keep Plainsman Park on the forefront of college baseball. Those efforts have included three additions and numerous upgrades to the facility since its initial renovations in 1996.

Beginning in 2010, the outfield wall was padded and represents a Wall of Fame for Auburn baseball, recognizing former greats of the program. The first class of inductees included Bo Jackson, Gregg Olson, Frank Thomas and Tim Hudson on February 27, 2010.

Prior to the 2009 season, the Right View Pro video analysis system was installed, which strategically placed six cameras around the diamond. The cameras digitally record practices and games, allowing the coaches instant access to a hitter's swing or a pitcher's motion for coaching, which can be reviewed on flat screen, high definition televisions in each of the coaches' offices.

Also installed for the 2009 season was a new state of the art video board, replacing the previous matrix board, opening up the opportunity for live video and replays to be shown throughout the game. The LED board, which can display up to 4.4 trillion colors, was built by Daktronics and shows up-to-the-second players stats, full motion headshots, crowd prompts and video.

Other recent facility projects included a new drainage system and playing surface in the summer of 2003 and the completion of the Strength and Rehabilitation Center adjacent to Plainsman Park in January of 2004.

The second floor houses an X-ray lab, rehabilitation center, physical therapy area, offices for Alabama Sports Medicine and Orthopaedic Center physicians and a research institute directed by Dr. James Andrews (American Sports Medicine Institute), which serves nationally-acclaimed professional athletes as well as Auburn's student-athletes. Rehabilitation services are available to the public. Physical therapist Dave Walsh also operates off of the second floor and is dedicated to addressing the needs of Auburn's student-athletes.

In the summer of 2001, construction began on a \$2.3 million renovation to Plainsman Park that included the addition of 630 chairback box seats down the right and left field foul lines.

The bullpens, which once existed where the seats down the foul line are now, were relocated during the renovation. Auburn's bullpen is located behind the Green Monster in left field, while the visiting bullpen rests beyond the right-center field fence, next to the K Corner.

Prior the 2002 renovations, Auburn's scoreboard was the last addition to Plainsman Park. The most prominent feature is a old-style, analog clock which sits atop the structure.

In 2013, Former Auburn All-American Tim Hudson and his wife Kim donated \$1 million for upgrades to the Auburn clubhouse, locker room, equipment room and athletic training room inside Plainsman Park. Additionally, new coaches offices, meeting rooms and an alumni room were added.

Although the grandstand was constructed prior to the 1996 season, one part of the project was already in place for the 1995 season. Auburn installed an outfield wall, which provided a distinct change in the playing dynamics of Plainsman Park.

Prior to the 2014 season, both home and away dugouts were extended 10 feet onto the playing field and new benches were added.

Instead of the 12-foot cyclone fence which had encircled the field in the past, a dark green, asymmetrically designed wall made of metal is now in place.

The most unique feature of the fence is the 30-foot "Green Monster" in left field, which provides an aesthetically pleasing view to spectators in the grandstand. Rather than the leftfield foul pole being 345 feet from home plate, as in the past, the wall is just 315 feet from the batter.

Beginning at the leftfield power alley and continuing around to the right field foul pole, the top of the wall drops down from 30 to eight feet.

Auburn baseball moved its home to the present location in time for the 1950 season. Prior to that, all home games were played on what is now a campus green behind the east side of Jordan-Hare Stadium.

Plainsman Park was host to the 1978 NCAA South Regional and NCAA Regionals in 1999, 2003 and 2010. It has also witnessed the budding baseball careers of Bo Jackson, Tim Hudson, Gregg Olson, Scott Sullivan and Frank Thomas. In 1994, John Powell struck out LSU's Warren Morris at Plainsman Park to set the NCAA career strikeout record. Powell also set the SEC all-time strikeout mark at Plainsman Park, against Arkansas in 1993.

Plainsman Park also has had the privilege of hosting President George W. Bush. Approximately 14,000 people gathered on October 24, 2002, to listen to Bush speak. Bush's visit marked the first time since Franklin D. Roosevelt in 1939 that a United States President visited Auburn while in office.

The field is named in honor of Billy and Jimmy Hitchcock, brothers who became two of Auburn's most noteworthy athletic performers during the 1930s. In 1997, Plainsman Park was renamed Hitchcock Field at Plainsman Park.

The university renamed the facility Samford Stadium-Hitchcock Field at Plainsman Park in May of 2003, naming the stadium after long-time Auburn Board of Trustee Member W. James "Jimmy" Samford, Jr.

Jimmy Samford, who passed away in December of 2003, worked tirelessly in spearheading the efforts for the renovations of Plainsman Park in the late 1990s. It was his work that has made Samford Stadium-Hitchcock Field at Plainsman Park the top collegiate baseball facility in the country. Samford graduated from Auburn in political science in 1972 and was appointed to the board in 1987.

The late Jimmy Hitchcock was Auburn's first All-American in both baseball and football and was known as the "Phantom of Union Springs" for his overall athletic ability. Following a career in major league baseball, Jimmy Hitchcock coached the Auburn baseball team in the 1940s before being elected to the Public Service Commission of Auburn on three different occasions.

Billy Hitchcock led Auburn to its first SEC baseball title in 1937 and to its first football bowl game later that fall. Following a nine-year major league playing career with five teams, "Mr. Billy" earned the title of "The Dignified War Eagle" as manager of the Detroit Tigers, Baltimore Orioles and Atlanta Braves and as commissioner of the Southern League. Hitchcock passed away at the age of 89 in April 2006.



PLAINSMAN PARK FACTS

PLAINSMAN PARK FACTS

GENERAL INFORMATION

First Year	1950
Years	Entering 66th
Surface	Natural Grass
All-Time Record	1,138-506 (.692)
Most Wins, Season	30 (1997 & 2010)
Capacity	4,096

SEATING BREAKDOWN

Chairback Seats	3,227
Terrace Seats	750
Wheelchair Spaces	60
Press Box Seats	59

DIMENSIONS

Left Field	315 ft.
Left-Center	335/385 ft.
Center Field	385 ft.
Right-Center	360 ft.
Right Field	331 ft.

FENCE HEIGHT

Left Field	30 feet
LC to RF Foul Pole	8 feet

FIRST NIGHT GAME

March 27, 1977 vs. LSU, 2-0, 10-2

EVENTS HOSTED

1978 NCAA South Regional
 1999 NCAA Regional
 2002 President George W. Bush Visit
 2003 NCAA Regional
 2010 NCAA Regional

RENOVATIONS/ADDITIONS

1995	New outfield wall
1996	Renovation of Plainsman Park
1998	Existing Scoreboard
2002	Addition of 620 chair-back seats down right and left field lines
2003	Drainage system and new playing surface
2004	Strength and Rehabilitation Center
2008	Renovation of team meeting room
2009	New video board installed
2010	Wall of Fame added
2013	Clubhouse renovated Alumni Room
	New coaches' offices in Strength/Rehab Center
	Open fence for home bullpen
	Flagpoles on plaza honoring CWS teams
2014	Expanded dugouts

ATTENDANCE RECORDS

SINGLE-GAME

Att.	Date	Opponent	Result
4,715	4/6/2002	LSU	W, 11-3
4,673	4/5/2003	Alabama	L, 2-3
4,503	4/4/2003	Alabama	W, 10-2
4,491	4/5/2002	LSU	L, 4-9
4,471	4/12/1997	Alabama	W, 13-8
4,428	4/6/2003	Alabama	W, 7-6
4,415	5/29/1999	NC State	W, 9-7
4,409	3/11/2003	Georgia Tech	L, 2-4
4,360	2/22/2014	California	L, 0-5
4,220	3/29/2008	Tennessee	L, 4-8

THREE GAME SERIES

Att.	Opponent	Dates
13,606	Alabama	April 4-6, 2003
13,320	LSU	April 5-7, 2002
11,514	Auburn Tournament	Feb. 18-20, 2011
11,367	Alabama	April 20-22, 2007
11,272	Kentucky	March 19-21, 2004

SINGLE SEASON

Att.	Year	Dates	Avg.
111,627	2004	33	3,382
109,778	1999	38	2,888
107,500	2014	34	3,161
105,720	2005	35	3,020
102,637	2000	35	2,932

PLAINSMAN PARK
YEAR-BY-YEAR RECORDS

1950.....	4-7	1983.....	10-16
1951.....	7-4	1984.....	19-10
1952.....	5-5	1985.....	19-6
1953.....	1-5	1986.....	23-7
1954.....	9-2	1987.....	26-7
1955.....	6-5	1988.....	27-8
1956.....	5-6	1989.....	29-7
1957.....	9-4	1990.....	27-11
1958.....	9-6	1991.....	25-11
1959.....	2-1	1992.....	22-12
1960.....	7-3	1993.....	27-7
1961.....	6-3	1994.....	25-8
1962.....	9-1	1995.....	28-5
1963.....	6-0	1996.....	22-11
1964.....	4-1	1997.....	30-6
1965.....	7-0	1998.....	26-8
1966.....	10-3	1999.....	27-5
1967.....	13-4	2000.....	27-8
1968.....	14-3	2001.....	25-4
1969.....	15-7	2002.....	26-7
1970.....	10-6	2003.....	25-12
1971.....	11-6	2004.....	21-12
1972.....	11-12	2005.....	21-14
1973.....	12-7	2006.....	17-17
1974.....	20-4	2007.....	22-13
1975.....	16-11	2008.....	20-15
1976.....	20-8	2009.....	22-13
1977.....	18-7	2010.....	30-9
1978.....	19-8	2011.....	19-14
1979.....	19-4	2012.....	22-13
1980.....	20-8	2013.....	22-12
1981.....	17-12	2014.....	19-16
1982.....	22-8	2015.....	25-11





HEAD COACH BUTCH THOMPSON



BUTCH THOMPSON

30

Butch Thompson was named Auburn's head baseball coach, Auburn Director of Athletics Jay Jacobs an-

nounced on October 22, 2015. Thompson, who spent three seasons as an assistant coach and recruiting coordinator at Auburn from 2006-08, returns to the Plains after seven seasons at Mississippi State as both associate head coach and pitching coach.

Widely regarded as one of the premier pitching coaches in the country, Thompson was named the 2014 Baseball America and American Baseball Coaches Association National Assistant Coach of the Year while at Mississippi State.

In 23 years of coaching at the collegiate level, including 13 in the Southeastern Conference, Thompson has coached seven College World Series participants, including a national runner-up finish, won nine conference championships and made 14 postseason appearances. He has also served as an assistant under three National Coach of the Year recipients.

In seven seasons at MSU, Thompson made four NCAA regional trips, two Super Regionals, won the SEC Tournament and advanced to the College World Series finishing as NCAA runner-up in 2013. In three of the last four seasons, the Bulldogs' staff ERA finished no higher than 3.06. Thompson's 2013 pitching staff was one of two nationally to finish in the top 15 in ERA, strikeouts per nine innings and hits allowed per nine innings.

Additionally, Mississippi State was 168-4 under Thompson the last four seasons when holding a lead after eight innings.

Thompson is considered one of the top recruiters in the country. Since 2003, he has secured nine recruiting classes that were ranked in the top 10 by either Baseball America or Perfect Game. His classes signed from 2006-08 at Auburn each ranked in the top 18 nationally including the No. 5 class nationally in 2008 which included All-American and SEC Player of the Year Hunter Morris.

Player development has been equally important for Thompson, who has turned 23 student-athletes who went undrafted out of high school into Major League Baseball draft picks.

A native of Amory, Miss., Thompson has coached 22 Division I All-Americans and 29 all-conference honors. In 2014, former Mississippi State pitcher Kendall Graveman became the ninth player Thompson tutored to pitch in the big leagues.

Thompson had three pitchers drafted in the first 11 rounds of the 2014 MLB Draft, and in 2013 five of his pitchers were drafted including three in the top 10 rounds.

PERSONAL

Hometown Aberdeen, Mississippi
Wife Robin
Children daughters: Anna, Olivia and Madelyn Gail

EDUCATION

College Birmingham-Southern College (1992)
 UAB (Master's, 1996)

PLAYING EXPERIENCE

1989-90 Itawamba CC
 1991-92 Birmingham-Southern College

COACHING EXPERIENCE

1993 **Huntingdon College**
Assistant Coach
 1994-96 **Birmingham-Southern College**
Assistant Coach
 1997 **Jefferson State (Ala.) CC**
Head Coach
 1998-2001 **Birmingham-Southern College**
Assistant Coach
 2002-05 **Georgia**
Assistant Coach
 2006-08 **Auburn**
Assistant Coach
 2009-15 **Mississippi State**
Assistant Coach (2009-12)
Associate Head Coach (2012-15)
 2015- **Auburn**
Head Coach

HIGHLIGHTS

- Seven CWS appearances / 14 postseason appearances
- 2013 National Runner-up (Mississippi State)
- 2001 National Champion (Birmingham-Southern)
- 2014 Baseball America/ABCA National Asst. Coach of the Year
- 2006 FCA Coach of the Year
- Coached nine pitchers who went on to pitch in MLB
- Recruited/Coached 23 pitchers who were drafted out of college that weren't drafted out of HS



HEAD COACH BUTCH THOMPSON

In addition to his experience at Auburn and Mississippi State, Thompson also spent five seasons at Georgia from 2002-05, including a trip to the College World Series in 2004.

Thompson launched his coaching career as pitching coach and top assistant at Huntingdon College (Montgomery, Ala.) in 1993, before returning to his alma mater in Birmingham, where he helped lead the Panthers to back-to-back Southern States Conference championships and in 1995 coached BSC to its first NAIA World Series berth.

Thompson left BSC briefly to serve as head coach at Jefferson State Community College in Birmingham in 1997. While at JSCC, he was honored as the Regional Tournament Coach of the Year, the ABCA Alabama Junior College Coach of the Year and the Southeast Region Coach of the Year after guiding JSCC to a 39-21 mark, the AJCAA Region 22 State Championship and a third-place finish in the NJCAA Division II World Series.

He returned to Birmingham-Southern as top assistant the following season, beginning a four-year run during the most successful span in BSC baseball history. The Panthers won 196 games and four TranSouth Conference championships and made three-consecutive appearances in the NAIA World Series. BSC's 2001 team posted a school-best 55-11 mark and captured the NAIA National Championship.

In 2002, Thompson joined the SEC baseball coaching fraternity, beginning a four-year term as pitching coach and recruiting coordinator. Georgia's 2003 recruiting class was ranked 10th nationally, while capturing the SEC title in 2004 en route to advancing to the NCAA College World Series.

Thompson, honored as the 2006 Fellowship of Christian Athletes SEC Coach of the Year, has shared his expertise as a featured speaker at numerous baseball coaching clinics throughout the United States.

Thompson prepped at Amory (Miss.) High School and later starred as a pitcher at Itawamba (Miss.) Community College from 1989-90. On Oct. 25, 2014, Thompson was inducted into the ICC Athletic Hall of Fame.

He earned a bachelor's degree in history at BSC in 1992 and completed a master's degree in sports administration at UAB in 1996. He is married to the former Robin Ashe of Birmingham, Ala., and they are the parents of three daughters --- Anna, Olivia and Madelyn Gail.

Coaching Record

Year	School	Title	Record
2016	Auburn	Head Coach	1st season
2015	Miss. State	Assoc. HC	24-30
2014	Miss. State	Assoc. HC	39-24
2013	Miss. State ^	Assoc. HC	51-20
2012	Miss. State	Assoc. HC	41-24
2011	Miss. State	Asst. Coach	38-25
2010	Miss. State	Asst. Coach	23-33
2009	Miss. State	Asst. Coach	25-29
2008	Auburn	Asst. Coach	28-28
2007	Auburn	Asst. Coach	31-25
2006	Auburn	Asst. Coach	22-34
2005	Georgia	Asst. Coach	30-25
2004	Georgia ^	Asst. Coach	45-23
2003	Georgia	Asst. Coach	29-26
2002	Georgia	Asst. Coach	33-29
2001	BSC ^ *	Asst. Coach	55-11
2000	BSC ^	Asst. Coach	46-20
1999	BSC ^	Asst. Coach	49-18
1998	BSC	Asst. Coach	46-13-1
1997	Jeff. St. CC ^	Head Coach	39-12
1996	BSC	Asst. Coach	49-12
1995	BSC	Asst. Coach	46-16
1994	BSC	Asst. Coach	45-17
1993	Huntingdon	Asst. Coach	27-27

* National Champions

^ World Series Appearance

"Coach Thompson is widely known and respected as one of the best men in college baseball. He has an outstanding track record as an elite recruiter, and he has been recognized as the best pitching coach in the country. His track record of developing players who have gone on to highly successful careers in baseball is second to none."

- Auburn Athletics Director Jay Jacobs





ASSISTANT COACH

DOUG
SISSON

11

PERSONAL

Hometown Titusville, Fla.
Wife Angela
Children daughters: Tori and Delaney

EDUCATION

College Montevallo (1986)
 Montevallo (Master's, 1988)

PLAYING EXPERIENCE

1982-85 Montevallo

COACHING EXPERIENCE

1987-88 **Montevallo**
Assistant Coach

1989-1991 **Birmingham-Southern**
Assistant Coach

1991-2007 **Minor League Baseball**
Coached 17 seasons at various minor league clubs

2008-10 **Georgia**
Associate Head Coach

2011-12 **Kansas City Royals**
Major League First Base Coach (2011-12)
Minor League Coordinator of Instruction (2008-10)

2013-15 **Chicago White Sox**
Outfield and Base Running Coordinator

2015- **Auburn**
Assistant Coach

HIGHLIGHTS

- Managed or developed more than 50 MLB players including 9x All-Star and 2004 AL MVP Vlad Guerrero
- Contributed to the development of 15 members of 2015 World Series champion Kansas City's roster
- Helped the Royals finish among MLB leaders in base running and stolen bases from 2011-12
- Under Sisson's guidance, Alex Gordon won two consecutive Gold Glove awards (2011-12)
- Royals outfielder set ML record with consecutive seasons of 51 assists
- 2006 College World Series (Georgia)
- Under his tutelage, Georgia led SEC in batting average and home runs in 2006
- Signed 2007 class at UGA that featured 11 players that were ultimately drafted

Doug Sisson, a former Major League coach and 23-year professional baseball coaching veteran begins his first season as an assistant baseball coach at Auburn in 2016.

Sisson joins the Auburn staff following three years in the Chicago White Sox organization as the Minor League outfield and base running coordinator. In 2015, the White Sox finished with 659 stolen bases across five levels of its minor league system — among the top totals in all of MiLB.

In his 23 seasons working in professional baseball, Sisson managed or developed more than 50 current or former Major League players including nine-time All-Star and 2004 American League MVP Vladimir Guerrero.

Before joining the White Sox, Sisson spent five seasons with the Kansas City Royals, two seasons as major league first base coach in charge of outfield and base running (2011-12) and three years as the Minor League Coordinator of Instruction (2008-10).

In that time, Sisson was instrumental in the creation of Kansas City's culture of aggressive offense and strong defense. He contributed in the development and coaching of All-Stars Salvador Perez, Mike Moustakas, Lorenzo Cain, Alcides Escobar and Billy Butler along with Gold Glove winner Eric Hosmer and four-time Gold Glove honoree and three-time All-Star Alex Gordon.

He also played a key role in Kansas City's base running tactics that resulted in Kansas City finishing among the league leaders in stolen bases in 2011 and 2012. Under Sisson's guidance, Gordon (2011, 20) and Jeff Francoeur (2012, 19) finished as the American League leaders in outfield assists.

Sisson has managed or coached in the minor league organizations of the Texas Rangers (1991-94), Montreal Expos (1995-2000), the St. Paul Saints (2001 Independent League), Anaheim Angels (2002), the Nationals (2003-05), as well as Kansas City (2007-12) and Chicago [AL] (2013-15).

From 2006-07, Sisson enjoyed a successful run in the college ranks. He served as associate head coach and hitting coach at the University of Georgia for two seasons, including a trip to the 2006 College World Series. Under Sisson's tutelage as hitting coach, the Bulldogs went from worst to first in batting average in 2006 finishing the season with a team mark of .309 and led the SEC in home runs with 78. Additionally, Gordon Beckham was named a 2007 Golden Spikes finalist and selected in the first round of the 2007 draft by the Chicago White Sox.

In his role as recruiting coordinator for the Bulldogs, Sisson's 2007 class featured 11 players that were ultimately drafted, the highest total from a single recruiting class in Georgia baseball history.

Georgia was Sisson's third stint as a college coach. He began his coaching career in 1987, spending two seasons as an assistant at Montevallo which won a conference title in 1988. From 1988-91, he was an assistant coach at Birmingham-Southern, which won the conference championship in his final year.

Prior to his appointment at Georgia, Sisson was with the Washington Nationals organization where he worked as minor league field coordinator from 2003-05.

Sisson left Birmingham-Southern in 2001 to accept his first position in the professional coaching ranks as a hitting/fielding coach in the Texas Rangers organization. His first managerial opportunities came from 1993-94 in the New York-Penn League with Erie and then the following year with Hudson Valley. He joined the Montreal Expos later that year and also managed in the Colombian Winter League in 1995.

A native of Titusville, Fla., Sisson played collegiately at the University of Montevallo and earned a bachelor's degree in mass communications from there in 1986 and a masters in physical education in 1988.

Sisson and his wife Angela have two daughters, Tori and Delaney.



ASSISTANT COACH



BRAD BOHANNON

14

PERSONAL

Hometown Rome, Ga.
Wife Kim

EDUCATION

College Berry College (1998)
Wake Forest (Master's, 2002)

PLAYING EXPERIENCE

1993-94 Vanderbilt
1995 Georgia Tech
1996-97 Berry College

COACHING EXPERIENCE

2001-02 **Wake Forest**
Assistant Coach
2004-15 **Kentucky**
Assistant Coach (2004-05)
Recruiting Coordinator (2005-15)
2015- **Auburn**
Assistant Coach

HIGHLIGHTS

- 2015 Baseball America/ABCA Assistant Coach of the Year
- 63 Kentucky players were selected in the MLB Draft or signed as a free agent, (2004-15)
- In 2012, nine of Bohannon's recruits were selected in the MLB Draft (2nd most in all of college baseball)
- Signed and coached 2014 Golden Spikes winner AJ Reed
- Signed seven Top 25 recruiting classes at Kentucky, with the 2008 group being ranked #4 in the nation
- Won 2006 SEC Championship at Kentucky

Brad Bohannon, the 2015 Baseball America and American Baseball Coaches Association National Assistant Coach of the Year, has been hired as an assistant coach, Auburn baseball head coach Butch Thompson announced on Tuesday. Bohannon spent the last 12 seasons at the University of Kentucky, where he assisted in overseeing the best 11-year run in program history.

Bohannon served as an assistant coach and most recently as recruiting coordinator while working with the outfielders and serving as third-base coach during his stint at Kentucky.

A native of Rome, Ga., Bohannon came to UK before the 2004 season after two seasons at Wake Forest, serving as an assistant coach on John Cohen's staff from 2004-08 and as the recruiting coordinator/infield coordinator for Gary Henderson after Henderson was hired as head coach in June 2008.

Bohannon helped guide the Wildcats to their first SEC Championship in program history, the first NCAA Regional held in Lexington and three record-breaking win seasons including 2012's 45-win mark, a program record.

During his time as Kentucky's recruiting coordinator, a total of 63 UK players have been selected in the MLB Draft or signed as a free agent, a program best. In 2012, nine of Bohannon's recruits were picked in the MLB Draft, a new school record, marking the second-most in the NCAA.

One of Bohannon's most prized recruits was former Kentucky star AJ Reed, the 2014 Golden Spikes Award winner and consensus national player of the year. Bohannon spotted Reed as a projectable youth talent and brought him to Kentucky for a freshman All-America season in 2012. A two-way star, Reed then led the NCAA in homers and slugging percentage as a junior, also leading the Southeastern Conference in pitching wins, a first in the storied history of the league.

In his first full season as a professional, Reed led all of Minor League Baseball in home runs (34) and RBI (127).

Bohannon welcomed the top recruiting classes in the 117-year history of the Kentucky program, as the 2008 group was ranked No. 4 in the nation by Baseball America and his 2009 class was tabbed No. 6 by Collegiate Baseball. Bohannon's classes have annually been ranked among the NCAA's best, as his 2006 class was No. 21, the 2007 class was No. 31 and the 2010 group was tabbed No. 16. His 2012 newcomer group was ranked No. 25 and included the first consensus freshman All-America selections in program history, Austin Cousino and Reed. The 2013 class of newcomers on the UK roster was ranked No. 11 by Collegiate Baseball.

Bohannon's 2013 crop of talent had a total of 15 players that had been drafted in their careers and his 2014 class earned a No. 25 national ranking by Baseball America while his 2015 group was tabbed as the 14th-best in the nation by Collegiate Baseball.

Bohannon enjoyed great success finding the top junior college players in the nation as immediate-impact performers for UK. In 2006, Bohannon found eventual SEC Player of the Year Ryan Strieby, a first-team All-America infielder, along with slugging catcher Sean Coughlin, who earned first-team All-America honors in 2007 as a senior.

At Wake Forest, Bohannon worked primarily with the outfielders and base runners while also assisting with the hitters. During his two seasons there, the Demon Deacons posted team batting averages of .330 and .321, respectively. The 2001 Wake Forest club won the ACC championship and the Demon Deacons made the NCAA Tournament during both of Bohannon's seasons.

Bohannon graduated with a degree in finance from Berry College in 1998, and went on to earn his Master's degree in business administration from Wake Forest in 2002. He played collegiately at Vanderbilt and Georgia Tech, before concluding his career at Berry.

Bohannon is married to the former Kim Traylor of Georgetown, Ky.





VOLUNTEER ASSISTANT



GREG DRYE

42

PERSONAL

Hometown Long Beach, Miss.
Wife Priscilla
Children daughter: Dylan

EDUCATION

College Southern Miss (1998)
 Delta State (Master's, 2000)

PLAYING EXPERIENCE

1993-95 Mississippi Gulf Coast CC
1996 Baylor

COACHING EXPERIENCE

1999-2000 **Delta State**
Graduate Assistant
2001-04 **Long Beach (Miss.) High School**
Assistant Coach
2005-15 **Mississippi State**
Administrative Assistant (2005-08)
Asst. Strength Coach (2009-12)
Director of Baseball Operations (2013-15)
2015- **Auburn**
Volunteer Assistant

HIGHLIGHTS

- 2013 National Runner-up (Mississippi State)
- Won back-to-back GSC titles at Delta State (1999 and 2000)

Greg Drye enters his first season as volunteer assistant with the Auburn baseball program in 2016.

Drye comes to Auburn following 11 seasons at Mississippi State during which time he served as Coordinator of Baseball Operations and also as administrative assistant.

In his position as Coordinator of Baseball Operations, Drye assisted with baseball strength and conditioning as well as coordinating team travel and equipment, directing the team's video operations as well as overseeing various aspects of day-to-day operations.

From 2009-12, Drye served as an administrative assistant in the Mississippi State baseball office. In that role, he handled a wide array of duties and assisting with the team's advancement to the championship of the 2005 SEC Tournament and the 2007 NCAA College World Series.

During his time as administrative assistant with baseball, Drye also served as an instructor in the physical education department at Mississippi State.

Prior to his arrival at MSU, Drye served as a graduate assistant coach at Delta State. Drye coached the outfielders and helped guide DSU to two Gulf South Conference titles and a pair of trips to the NCAA Division II South Regional in 1999 and 2000.

A native of Long Beach, Miss., Drye played collegiately at Mississippi Gulf Coast Community College, where he earned MJCAA all-state honors as an infielder before completing his playing career at Baylor.

Drye earned his undergraduate degree in coaching and sports administration from Southern Miss in 1998, as well as a graduate degree in physical education, health and recreation at Delta State. He is married to the former Priscilla Giachelli of Blue Spring, Miss. He has a daughter, Dylan.

ASSISTANT COACHES & SUPPORT STAFF

Support Staff



Taylor Bryan
*Media Relations
Director*



Tony Caldwell
Student Coach



Tommy Chadwell
*Strength &
Conditioning*



Randall Dickey
*Athletic
Administrator*



Kevin Fuhrer
*Equipment
Manager*



Kirsten Perkins
*Academic
Counselor*



Jeremy Roberts
*Associate AD/
Operations*



Brooke Rush
*Executive
Assistant*



Scott Sehnert
Sports Dietician



Hunter Vick
*Video
Coordinator*

Athletic Training Staff



Joe-Joe Petrone
*Director of
Sports Medicine*



Sean Stryker
Athletic Trainer



Alex Bagnall
*Athletic Trainer
Intern*

Medical Staff



Dr. Siraj Abdullah
*Doctor of Osteo-
pathic Medicine*



Dr. James Andrews
*Orthopaedic
Surgeon*



Dr. Michael Goodlett
Team Physician



Dr. Tye Harrison
*Doctor of
Osteopathic
Medicine*



Dr. Jesse Pace
*Doctor of
Osteopathic
Medicine*



David Walsh
*Manager
of Physical
Therapy*

Student Managers



Sam Bayles
Manager



Sean Milana
Manager



Connor Pendelton
Manager



Connor Webster
Manager



ADMINISTRATION



Jay Gogue

Auburn University President

Jay Gogue's Auburn career started long before he was selected as the university's 18th president. The Waycross, Georgia, native earned Auburn bachelor's and master's degrees in horticulture before earning a doctorate in that field from Michigan State University.

Since returning as president in July 2007, Dr. Gogue has worked to improve the academic strength of Auburn's student body and encouraged research and outreach.

Under his leadership, Auburn is implementing a strategic plan focused on enhancing student success, supporting faculty excellence, strengthening public engagement, and promoting research, scholarship and creative work.

In addition to fulfilling duties as Auburn's president, Dr. Gogue enjoys maintaining a connection with students in the classroom. He teaches a graduate course in higher education administration where students learn university governance, leadership, budgeting and more.

Dr. Gogue was selected in 2013 for the Michigan State University Distinguished Alumni Award. In 2012, he was inducted into the Alabama Academy of Honor, a group of 100 Alabamians "chosen for accomplishment or service greatly benefiting or reflecting great credit on the State." He held a 2012 appointment to the U.S. Department of Homeland Security's academic advisory council. Other memberships include Phi Kappa Phi and Golden Key honor societies, Sigma Xi scientific research society, and the National Society of Scabbard and Blade, the honorary military society for all branches of service.

He began his career at the U.S. Department of the Interior, where he worked for 12 years. Prior to returning to Auburn, he held a number of academic and administrative positions, starting at Texas A&M University as an assistant professor teaching and conducting research in plant science. Dr. Gogue later served as vice president for research and vice president/vice provost for agriculture and natural resources at Clemson University and as provost at Utah State University. He was selected as president of New Mexico State University in 2000. In 2003, he was named president of the University of Houston and chancellor of the University of Houston System.

Dr. and Mrs. Susie Gogue first met in the 8th grade. They married while both were Auburn undergraduates. They have three children, one grandchild and two dogs.



Jay Jacobs

Athletics Director

As the steward of an elite athletics program, Jay Jacobs is acutely focused on serving the needs of Auburn's student-athletes and fans while enhancing and promoting the Auburn Athletics brand. Jay's steadfast commitment to the Auburn Family centers on academic excellence, athletic success, institutional compliance and control, the game day experience, facility upgrades, and donor support.

Under Jay Jacobs' leadership, Auburn University has consistently ranked in the top 10 percent of the NACDA Directors Cup and has claimed 11 national championships, including a school-record four titles in 2005-06. In 2010, the football program claimed the BCS National Championship while the 2013 football team won its third SEC championship in the past decade and advanced to the BCS National Championship Game for the second time in four years. Under Jacobs' watch, Auburn's athletics programs have captured 24 Conference titles.

Growing revenue from \$46 million to over \$120 million during Jacobs' tenure as AD has allowed for investment in numerous facility projects designed to benefit Auburn's student-athletes and their fans including the construction of the state-of-the-art Auburn Arena and basketball practice facility, a \$16 million multipurpose 100-yard indoor practice facility, and a new \$6 million Wellness Kitchen giving Auburn one of the finest dining facilities in the country.

Jacobs assumed the position of Auburn's 14th Director of Athletics in January 2005 after working in almost every area of the Auburn Athletics Department for the previous 20 years. Jacobs earned his undergraduate and master's degrees in business administration from Auburn in 1985 and 1988 respectively and is a graduate of the Harvard Business School Leadership Best Practices program. He was a member of the Auburn football team, earning two letters as an offensive tackle in 1982 and 1983. He is a member of the Auburn chapter of Phi Kappa Phi honorary. He currently serves as the Chair of the Southeastern Conference Athletics Directors and is a member of the NCAA Division I Strategic Vision and Planning Committee.

Jacobs is married to the former Angie Sapp of Dublin, Ga. The couple has three daughters, Haley, Meagan and Jayne. They are also foster parents.



JACKSON BURGREEN

19

POSITION
Outfielder

CLASS
Junior

BATS / THROWS
L/L

HEIGHT - WEIGHT
6-1 - 189

EXPERIENCE
3L

HOMETOWN
Athens, Ala.

HIGH SCHOOL
Athens

2015 – JUNIOR YEAR

Played in 30 games with 15 starts ... Including six starts in postseason play ... Posted a .281 batting average ... 7 RBI and scored 7 runs ... Struck out only 9 times ... Two triples ... Named to All-Tallahassee Regional Team for his offensive and defensive efforts during regional play ... Recorded season high two stolen bases at home against rival Georgia (4/25) ... Had two hits two runs scored two RBI and a walk in three at bats in second double header against Ole Miss (4/18) ... Was 3-for-4 two RBI and run scored with an infield triple in SEC tournament play against Kentucky (5/19) ... Was 2-for-3 in NCAA Regional Tournament play against Mercer (5/30) ... Stole 5 bases

2014 - SOPHOMORE YEAR

Played in 21 games with seven starts ... Started three times in left field, three times in right field and once as the DH ... Started all three games of Texas A&M series in right field in place of injured Anfernee Grier ... Has two pinch-hit RBIs this season ... Pinch-hit RBI single vs. Presbyterian (2/28) ... Had 2 RBI without an official at-bat against Mercer (3/9) (bases-loaded hit-by-pitch; squeeze bunt) ... Started Sunday game vs. Mississippi State in left field (5/4) ... Stole two bases on the year

2013 - FRESHMAN YEAR

Played in 30 games, making 29 starts ... Started 15 games in left field, 14 in right field ... Hit .225 (25-for-111) with four doubles, one triple and one home run, driving in eight RBI ... Scored 22 runs ... Had a .306 slugging percentage with 34 total bases ... Struck out 25 times ... Had 14 walks, two hit by pitch... Ground into one double play... Had a .323 on-base percentage... Was 2-for-3 stealing bases... Had a perfect 1.000 fielding percentage ... Had a five game hit streak (8-for-20, .400) with six runs, no RBI, three doubles, and three walks ... Was 6-for-17, .352 in season-opening series against Maine (2/15-17) ... Hit by a pitch twice at Kennesaw State (3/12) ... Tied for most in a game during the season ... Was leadoff hitter in 22 games ... Hit safely in 18 of 29 games he started and opened the season on a five-game hitting streak ... Doubled in first career at-bat.

CAREER HIGHS

At Bats: 6, three times
Runs: 3, vs. Maine (2/16/13)
Hits: 3, vs. Kentucky (5/19/15)
RBI: 2, four times
Doubles: 2, vs. Maine (2/15/13)
Triples: 1, three times
HR: 1, vs. Eastern Illinois (3/2/13)
Hit Streak: 5 (Feb. 15-23, 2013)
Reach Base..... 7 (Feb. 15-24, 2013)

MULTI-HIT GAMES

Year	2	3	4	5+	Total
2013	7	--	--	--	7
2014	--	--	--	--	0
2015	4	1	--	--	5
Totals	11	4	--	--	12

MULTI-RBI GAMES

Year	2	3	4	5+	Total
2013	1	--	--	--	1
2014	1	--	--	--	1
2015	2	--	--	--	2
Totals	4	--	--	--	4

HIGH SCHOOL

Played for Thad Prater at Athens ... Also played for the Bama Bombers and coach Jacob Legg ... Hit .508 with 16 doubles, six triples and five home runs as a senior ... Drove in 24 RBI and scored 47 runs ... 2012 ASWA All-State 5A First Team outfielder ... 2012 Decatur All-Area Team ... 2012 Huntsville Times Elite Team ... Hit .440 with nine home runs and 33 RBI in 2011.

PERSONAL

Jackson Karl Burgreen ... Son of Ricky and Lauri Burgreen ... Has a sister, Elizabeth ... Father and grandfather both graduated from Auburn ... Mother played tennis at Calhoun CC ... Major: Business and sport coaching.

ALL GAMES

Year	Avg	GP	GS	AB	R	H	2B	3B	HR	RBI	TB	SLG%	BB	HBP	SO	GDP	OB%	SF	SH	SB	ATT	PO	A	E	FLD%
2013	.225	30	29	111	22	25	4	1	1	8	34	.306	14	2	25	1	.323	0	0	2	3	63	0	0	1.000
2014	.091	21	7	22	1	2	0	0	0	3	2	.091	7	3	7	2	.375	0	1	2	3	11	0	0	1.000
2015	.281	30	15	64	7	18	1	2	0	7	23	.359	8	0	9	0	.361	0	3	5	8	43	0	0	1.000
TOTAL	.228	81	51	197	30	45	5	3	1	18	59	.299	29	5	41	3	.342	0	4	9	14	117	0	0	1.000

SEC GAMES ONLY

Year	Avg	GP	GS	AB	R	H	2B	3B	HR	RBI	TB	SLG%	BB	HBP	SO	GDP	OB%	SF	SH	SB	ATT	PO	A	E	FLD%
2013	.172	11	10	29	3	5	0	0	0	3	5	.172	7	0	7	0	.333	0	0	1	1	24	0	0	1.000
2014	.091	6	4	11	0	1	0	0	0	0	1	.091	2	0	3	1	.231	0	0	0	0	9	0	0	1.000
2015	.300	17	6	30	3	9	1	0	0	4	10	.333	4	0	5	0	.382	0	1	2	2	20	0	0	1.000
TOTAL	.214	34	20	70	6	15	1	0	0	7	16	.229	13	0	15	1	.337	0	1	3	3	53	0	0	1.000





JUSTIN CAMP

27

POSITION
Right-Handed Pitcher

CLASS
Senior

BATS / THROWS
R/R

HEIGHT - WEIGHT
6-2 - 244

EXPERIENCE
3L

HOMETOWN
Decatur, Ala.

HIGH SCHOOL
Austin

2015 – JUNIOR YEAR

Appeared in 28 games, logging 46.1 innings and striking out 48 batters ... Posted a 2-1 record with a 2.33 ERA ... Lead the Tigers in saves with eight ... Held opponents to a .229 batting average ... Picked up his first win of the season against Xavier (3/7), pitching 3.1 innings of scoreless relief and striking out seven batters ... Had a season high in innings pitched against LSU (4/12) when he lasted 5.1 innings of relief, only giving up one hit and striking out three ... Threw three innings of relief against Georgia (4/24), striking out three batters and not giving up a run ... Pitched in two games in the SEC Tournament ... Appeared in one game in the Regional Tournament against Charleston (5/29), pitching 1.2 scoreless innings

2014 - SOPHOMORE YEAR

Appeared in 13 games with six starts ... Posted an ERA of 4.01 and a record of 1-5 ... Opponents hit just .246 against him ... Pitched four shutout innings in relief in season opener vs. Indiana State, picked up the save ... Had career-highs in innings pitched, pitches and strikeouts in loss to Alabama State (5.2 IP, 5 H, 3 ER, 8 K) ... Three shutout innings in relief vs. Alabama A&M ... Combined with three other pitchers on one-hitter vs. Kennesaw State (3/11) ... Took a no decision in quality start in Montgomery against Alabama with 6.1 IP, nine hits and three runs allowed with four strike outs ... Started two SEC games against Texas A&M and Tennessee

2013 - REDSHIRT FRESHMAN YEAR

Had a 5-1 record with a 2.44 ERA in 18 appearances ... Held opponents to a .248 batting average over 44.1 innings pitched ... Had two saves, Kennesaw State (3/12) and Samford (4/16) ... Was 11.2 innings shy of qualifying for the league stats but would have 13th-best ERA in SEC if he did ... His five wins were most out of the Auburn bullpen and second-most on the team ... Inherited 18 runners and allowed nine to score (50%) ... Retired first hitter faced in 7 of 16 relief appearances ... Recorded first career win in first career outing, pitching four innings while giving up just one earned run against Maine (2/16) ... Gave up a leadoff double but retired the next 12 straight over 4 innings in win over Indiana State (2/24) ... Season-high four strikeouts at Kennesaw State to earn first career save (3/12) ... Pitched five innings of one-hit ball to earn

third win of season in 7-4 comeback win over Wofford (4/3) ... Combined with four other pitchers to four-hit Alabama State (4/10) ... Picked up first career SEC win with 1.1 innings of scoreless relief against Georgia (4/12) ... Earned second save with three shutout innings with three strikeouts at Samford (4/16) ... Made first career start at Florida (5/12) and pitched 4.1 innings of shutout ball, scattering five hits and striking out three, helping Auburn to first series win at UF since 2006.

2012 - FRESHMAN YEAR

Was on the roster but was given a medical redshirt after missing the season due to an injury.

HIGH SCHOOL

Played for Mike Henson at Austin HS ... 6-0 with a 0.62 ERA in 41 innings as a senior, striking out 65 ... Had a 3.13 ERA with 107 strike outs in 60 innings as a junior ... Threw three no-hitters in his high school career ... 2010 Team USA Trials invitee ... Perfect Game/Rawlings All-American ... USSSA All-American ... 2010 AHSAA North-South All-Star ... Decatur Daily All-Area.

PERSONAL

Justin Luke Camp ... Son of Jeff and DeLyn Camp ... Has a sibling, Riley ... Major: horticulture.

ALL GAMES

Year	ERA	W	L	App	GS	CG	SHO	CBO	SV	IP	H	R	ER	BB	SO	2B	3B	HR	BF	B/Avg	WP	HBP	BK	SFA	SHA
2013	2.44	5	1	18	2	0	0	0	2	44.1	40	15	12	19	28	7	0	2	188	.248	0	1	0	2	5
2014	4.01	1	5	13	6	0	0	2	1	42.2	41	24	19	10	29	7	2	1	184	.246	2	3	1	1	3
2015	2.33	2	1	28	0	0	0	4	8	46.1	40	14	12	24	48	7	1	1	204	.229	1	3	0	0	2
TOTAL	2.90	8	7	59	8	0	0	6	11	133.1	121	53	43	53	105	21	3	4	576	.241	3	7	1	3	10

SEC GAMES ONLY

Year	ERA	W	L	App	GS	CG	SHO	CBO	SV	IP	H	R	ER	BB	SO	2B	3B	HR	BF	B/Avg	WP	HBP	BK	SFA	SHA
2013	3.50	2	1	8	2	0	0	0	0	18.0	19	9	7	10	10	4	0	2	82	.279	0	0	0	1	3
2014	7.36	0	3	4	2	0	0	0	0	11.0	17	9	9	2	7	4	1	0	52	.378	0	1	0	1	3
2015	3.71	1	1	14	0	0	0	3	2	26.2	23	13	11	11	21	3	1	1	115	.230	1	2	0	0	2
TOTAL	4.37	3	5	26	4	0	0	3	2	55.2	59	31	27	23	38	11	2	3	249	.277	1	3	0	2	8

CAMP AT A GLANCE	
CAREER RECORD	
at Plainsman Park.....	6-4
On Road.....	2-3
vs. SEC.....	3-5
vs. SEC West.....	1-2
vs. SEC East.....	2-3
CAREER HIGHS	
Innings.....	6.2, at Kennesaw State (3/11/14)
Hits.....	9, vs. Alabama* (3/5/14)
Runs.....	6, at Samford (4/15/14)
Earned Runs.....	4, two times
Walks.....	3, four times
Strikeouts.....	8, vs. Alabama State (2/19/14)
Pitches.....	103, vs. Alabama* (3/5/14)
*Capital City Classic in Montgomery, Ala.	



JUSTIN CAMP'S CAREER APPEARANCES

*-Starter

2013 - REDSHIRT FRESHMAN YEAR

Date	Opp (Res.)	DEC	QS	IP	H	R	ER	BB	SO HR	ERA	PIT/STK
2/16	MAINE (W, 12-3)	W	--	4.0	4	2	1	0	2 0	2.25	56/38
2/24	INDIANA STATE (W, 6-5)	W	--	4.0	1	0	0	1	2 0	1.12	58/34
3/2	EASTERN ILL. (W, 14-7)	H	--	1.0	4	3	3	2	1 0	4.00	34/21
3/10	BROWN (W, 6-3)	--	--	1.0	2	0	0	0	1 0	3.60	18/11
3/12	at Kennesaw St. (W, 8-3)	S	--	3.2	2	0	0	0	4 0	2.63	39/26
3/17	#2 VANDERBILT (L, 6-8)	--	--	2.0	4	3	1	2	2 0	2.87	58/36
3/23	at #3 LSU (L, 1-5)	--	--	1.0	1	0	0	2	0 0	2.70	27/13
3/26	at Troy (L, 2-11)	--	--	1.0	0	0	0	2	0 0	2.55	19/9
4/3	WOFFORD (W, 7-4)	W	--	5.0	4	1	1	0	3 0	2.38	63/43
4/10	ALABAMA ST. (W, 2-1)	--	--	2.1	1	0	0	0	2 0	2.16	32/21
4/12	GEORGIA (W, 4-3)	W	--	1.1	0	0	0	1	1 0	2.05	20/11
4/16	at Samford (W, 6-3)	S	--	3.0	0	0	0	2	3 0	1.84	58/31
4/20	at #10 Miss. St. (L, 0-6)	--	--	3.2	3	0	0	1	1 0	1.64	42/27
4/28	at Missouri (L, 1-4)	L	--	1.1	1	3	3	2	1 1	2.36	32/16
5/4	#18 OLE MISS (W, 8-5)	W	--	2.1	3	1	1	0	2 0	2.45	24/18
5/8	SAMFORD (W, 9-3)	--	--	1.1	3	0	0	2	0 0	2.37	30/17
5/12	*at Florida (W, 4-1)	--	--	4.1	5	0	0	1	3 0	2.13	64/44
5/18	*#11 ARKANSAS (W, 11-6)	--	--	2.0	2	2	2	1	0 1	2.44	42/24

2014 - SOPHOMORE YEAR

Date	Opp (Res.)	DEC	QS	IP	H	R	ER	BB	SO HR	ERA	PIT/STK
2/14	vs. Indiana State (W, 4-0)	S	--	4.0	3	0	0	1	2 0	0.00	50/30
2/19	* ALABAMA STATE (L, 3-9)	L	--	5.2	5	3	3	3	8 0	2.73	98/63
2/25	ALABAMA A&M (W, 7-3)	--	--	3.0	1	0	0	0	1 0	2.13	34/23
3/5	*vs. Alabama (L, 3-4)	--	X	6.1	9	3	3	1	4 0	2.84	103/63
3/11	*at Kennesaw State (W, 6-1)	W	X	6.2	1	1	0	1	4 0	2.53	84/59
3/15	*TEXAS A&M (L, 0-9)	L	--	5.1	6	4	4	2	4 0	2.90	83/57
3/23	*at Tennessee (L, 6-8)	L	--	2.0	5	3	3	0	1 0	3.62	36/22
3/29	MISSOURI (L, 2-4)	L	--	3.0	5	2	2	0	2 0	3.75	47/31
4/1	SAMFORD (L, 1-8)	--	--	1.1	1	2	2	1	2 0	4.10	30/16
4/8	TROY (W, 6-0)	--	--	1.0	0	0	0	0	0 0	3.99	11/7
4/15	*at Samford (L, 6-7)	L	--	2.2	4	6	2	1	0 1	4.17	55/32
5/2	MISSISSIPPI St. (L, 0-3)	--	--	0.2	1	0	0	0	0 0	4.10	12/5
5/6	BETHUNE-COOK (W, 9-1)	--	--	1.0	0	0	0	0	1 0	4.01	16/10

2015 - JUNIOR YEAR

Date	Opp (Res.)	DEC	QS	IP	H	R	ER	BB	SO HR	ERA	PIT/STK
2/13	BINGHAMTON (W, 2-0)	S	--	1.0	1	0	0	0	2 0	0.00	14/10
2/15	BINGHAMTON (W, 13-2)	--	--	1.0	0	0	0	0	3 0	0.00	13/9
2/18	ALABAMA STATE (W, 7-5)	S	--	1.0	3	0	0	0	2 0	0.00	19/16
2/24	GEORGIA TECH (W, 7-1)	--	--	2.0	0	0	0	2	4 0	0.00	40/25
2/27	JACKSONVILLE STATE (W, 6-4)	S	--	0.1	0	0	0	1	0 0	0.00	12/6
3/1	JACKSONVILLE STATE (L, 10-9)	--	--	1.2	1	0	0	3	2 0	0.00	48/26
3/7	XAVIER (W, 3-2)	W	--	3.1	2	0	0	3	7 0	0.00	59/36
3/15	at Texas A&M (L, 1-6)	--	--	1.0	3	2	2	0	0 0	1.59	27/18
3/17	at UAB (W, 6-4)	S	--	1.0	1	0	0	1	0 0	1.46	18/9
3/21	VANDERBILT (L, 6-7)	--	--	4.0	4	1	1	3	4 1	1.65	82/52
3/25	at Georgia Tech (L, 1-4)	--	--	0.2	1	0	0	0	1 0	1.59	7/7
3/28	at Mississippi State (W, 4-0)	--	--	1.0	0	0	0	0	1 0	1.50	13/9
3/29	at Mississippi State (L, 1-3)	--	--	0.2	1	0	0	0	0 0	1.45	10/7
3/31	at Samford (W, 9-4)	S	--	1.1	1	0	0	0	2 0	1.35	20/15
4/3	ARKANSAS (L, 7-10)	--	--	0.0	1	1	1	0	0 0	1.80	3/3
4/5	ARKANSAS (L, 4-6)	--	--	1.1	3	2	2	2	0 0	2.53	37/19
4/12	at LSU (L, 2-6)	--	--	5.1	1	0	0	0	3 0	2.03	52/37
4/18	OLE MISS (W, 14-0)	--	--	1.0	0	0	0	1	3 0	1.95	20/12
4/21	FLORIDA A&M (W, 3-2)	S	--	1.0	2	0	0	0	1 0	1.88	13/9
4/24	GEORGIA (W, 5-1)	S	--	3.0	2	0	0	1	3 0	1.71	51/28
5/3	at South Carolina (W, 3-0)	W	--	3.1	0	0	0	2	3 0	1.54	55/35
5/9	ALABAMA (L, 6-7)	L	--	2.2	7	4	4	0	2 0	2.39	49/35
5/10	ALABAMA (L, 4-14)	--	--	0.1	1	3	1	1	0 0	2.61	12/5
5/14	at Florida (W, 4-1)	S	--	2.2	0	0	0	2	2 0	2.41	33/21
5/16	at Florida (L, 1-3)	--	--	0.1	0	0	0	0	0 0	2.41	2/2
5/19	vs. Kentucky (W, 6-3)	--	--	1.1	3	1	1	1	1 0	2.68	26/18
5/21	vs. Florida (L, 2-11)	--	--	2.1	1	0	0	0	2 0	2.42	28/19
5/29	vs. College of Charleston (L, 6-7)	--	--	1.2	1	0	0	2	0 0	2.33	38/22





BEN CRAFT

22

POSITION
Catcher

CLASS
Redshirt Junior

BATS / THROWS
L/R

HEIGHT - WEIGHT
6-2 - 222

EXPERIENCE
1L

PREVIOUS SCHOOL
UAB

HOMETOWN
Birmingham, Ala.

HIGH SCHOOL
Briarwood Christian

2015 – REDSHIRT SOPHOMORE YEAR

Appeared in 28 games with 16 starts ... Batted .222 with a .308 OBP ... Had a season high in hits with three against LSU (4/12) going 3-for-3 with a HBP and an RBI ... Picked up two hits against Alabama A&M (4/15) and scored twice ... Started one game in the SEC Tournament against Florida (5/21) ... Appeared in two games in regional with one start against Mercer (5/30)

2014 - SOPHOMORE YEAR

Redshirted to satisfy NCAA transfer restrictions

JUNIOR COLLEGE

Played one season at Northwest Florida State College ... Batted .250 with eight doubles, one home run and 18 RBI ... Also scored 22 runs while playing primarily at catcher ... Spent Fall 2012 semester as a quarterback at UAB.

HIGH SCHOOL

Played at Briarwood Christian for former Auburn head coach Steve Renfroe ... Hit .411 for his career with 18 home runs and 74 RBI ... Had 23 career doubles ... Hit .419 as a senior with nine home runs and 30 RBI with 11 doubles ... All-State as a senior ... Three-time All-Shelby County ... All-Metro Junior and Senior years ... 2012 Shelby County Player of the Year ... 25-4 record as a quarterback ... All-State as a QB following senior season ... Shelby County Football Player of the Year as a junior.

PERSONAL

Son of Mike and Kira Craft ... Has four siblings, Michelle, Brent, Michael and Allie ... Grandfather JD Gooden played baseball at Troy ... Uncle Justin Craft played football at Georgia Tech and UAB ... Uncle Robert Hanson played football at Florida ... Brother Brent Dye played football at UAB ... Major: business administration.

CAREER HIGHS

At Bats: 5, vs. Ole Miss (4/18/15)
Runs: 2, vs. Alabama A&M (4/15/15)
Hits: 3, at LSU (4/12/15)
RBI: 1, three times
Doubles: 1, vs. Georgia State (4/8/15)
Triples: None
HR: None
Hit Streak: 2 (two times)
Reach Base: 4 (4/15/15-4/29/15)

MULTI-HIT GAMES

Year	2	3	4	5+	Total
2015	1	1	--	--	2
Totals	1	1	--	--	2

MULTI-RBI GAMES

Year	2	3	4	5+	Total
2015	--	--	--	--	--
Totals	--	--	--	--	--

ALL GAMES

Year	Avg	GP	GS	AB	R	H	2B	3B	HR	RBI	TB	SLG%	BB	HBP	SO	GDP	OB%	SF	SH	SB	ATT	PO	A	E	FLD%
2015	.222	28	16	45	7	10	1	0	0	3	11	.244	4	2	8	2	.308	1	2	0	1	109	8	0	1.000
TOTAL	.222	28	16	45	7	10	1	0	0	3	11	.244	4	2	8	2	.308	1	2	0	1	109	8	0	1.000

SEC GAMES ONLY

Year	Avg	GP	GS	AB	R	H	2B	3B	HR	RBI	TB	SLG%	BB	HBP	SO	GDP	OB%	SF	SH	SB	ATT	PO	A	E	FLD%
2015	.286	12	7	21	3	6	0	0	0	1	6	.286	3	2	4	1	.423	0	0	0	1	56	3	0	1.000
TOTAL	.286	12	7	21	3	6	0	0	0	1	6	.286	3	2	4	1	.423	0	0	0	1	56	3	0	1.000



KEVIN DAVIS

16

POSITION
Right-Handed Pitcher

CLASS
Junior

BATS / THROWS
R/R

HEIGHT - WEIGHT
6-1 - 202

EXPERIENCE
2L

HOMETOWN
Brewton, Ala.

HIGH SCHOOL
T.R. Miller

2016 – JUNIOR YEAR

Will redshirt and miss the 2016 season due to injury

2015 – SOPHOMORE YEAR

Saw action in nine games with three starts ... Recorded 13 strikeouts ... Only allowed 6 hits ... Total play time of 9.2 innings pitched ... First win came with posting five strikeouts and only one hit at home against Radford (2/22) ... Struck out last batter looking to pick up a save at home against Xavier (3/08)

2014 – FRESHMAN YEAR

Saw action in three games as a freshman ... Posted an ERA of 5.40 in three games (two starts) ... Got win in career debut in a pre-determined 3.0 inning start vs. Alabama A&M (2/25) ... Also pitched against Coppin State and Ole Miss.

HIGH SCHOOL

Played at T.R. Miller High School in Brewton, Ala., for coach Jim Hart ... Rated the No. 3 overall player in Alabama and No. 2 pitcher by Perfect Game ... Ranked as the No. 81 overall high school prospect in the nation and the 22nd-best pitcher ... Pitched for the USA Baseball 18U team in South Korea in 2012, helping the USA to a gold medal ... Was the winning pitcher vs. Japan in semifinals ... 2013 Rawlings Second-Team All-America ... 2011 and 2012 Perfect Game Underclass All-America ... High school record was 22-7 with a 0.95 ERA ... Had 460 strikeouts in 199.0 career innings pitched ... Summer team was East Cobb Braves with coach Kevin Baldwin ... Named East Cobb Pitcher of the Year ... Also played football in high school.

PERSONAL

Kevin Joseph Davis ... Parents are Jayson and Kelley Davis ... Has a brother, Kyle ... Kyle plays baseball at UAB ... Major: exercise science.

DAVIS AT A GLANCE

CAREER RECORD

at Plainsman Park	2-2
On Road	0-0
vs. SEC	0-0
vs. SEC West	0-0
vs. SEC East	0-0

CAREER HIGHS

Innings	3.2, vs. Radford (2/22/15)
Hits	2, three times
Runs	3, three times
Earned Runs	3, three times
Walks	4, three times
Strikeouts	5, vs. Radford (2/22/15)
Pitches	64, vs. Radford (2/22/15)

KEVIN DAVIS' CAREER APPEARANCES

*-Starter

2014 - FRESHMAN YEAR

Date	Opp (Res.)	DEC	QS	IP	H	R	ER	BB	SO	HR	ERA	PIT/STK
2/25	*ALABAMA A&M (W, 7-3)	W	--	3.0	2	2	2	4	1	1	6.00	49/24
3/19	*COPPIN STATE (W, 13-2)	--	--	1.0	1	1	1	4	0	0	6.75	37/16
4/5	at Ole Miss (L, 0-6)	--	--	1.0	0	0	0	2	1	0	5.40	20/8

2015 - SOPHOMORE YEAR

Date	Opp (Res.)	DEC	QS	IP	H	R	ER	BB	SO	HR	ERA	PIT/STK
2/14	BINGHAMTON (L, 5-11)	L	--	0.0	0	2	2	1	0	0	99.00	5/0
2/17	at South Alabama (L, 4-7)	--	--	1.0	0	0	0	0	1	0	18.00	16/7
2/22	*RADFORD (W, 6-0)	W	--	3.2	1	0	0	3	5	0	3.86	64/36
3/1	*JACKSONVILLE STATE (L, 10-9)	--	--	1.0	2	3	3	3	1	0	7.94	34/18
3/8	XAVIER (W, 10-6)	S	--	0.1	0	0	0	1	1	0	7.50	13/6
3/10	*SAMFORD (L, 7-0)	L	--	3.0	1	3	3	4	4	0	8.00	54/28
3/21	VANDERBILT (L, 5-10)	--	--	0.0	0	0	0	2	0	0	8.00	14/6
3/31	at Samford (W, 9-4)	--	--	0.0	0	0	0	1	0	0	8.00	4/0
4/15	ALABAMA A&M (W, 10-5)	--	--	0.2	2	3	3	2	1	0	10.24	26/12

ALL GAMES

Year	ERA	W	L	App	GS	CG	SHO	CBO	SV	IP	H	R	ER	BB	SO	2B	3B	HR	BF	B/Avg	WP	HBP	BK	SFA	SHA
2014	5.40	1	0	3	2	0	0	0	0	5.0	3	3	3	10	2	1	0	1	27	.231	1	0	0	2	2
2015	10.24	1	2	9	3	0	0	1	1	9.2	6	11	11	17	13	1	0	0	54	.171	1	1	0	0	1
TOTAL	8.59	2	2	12	5	0	0	1	1	14.2	9	14	14	27	15	2	0	1	81	.188	2	1	0	2	2

SEC GAMES ONLY

Year	ERA	W	L	App	GS	CG	SHO	CBO	SV	IP	H	R	ER	BB	SO	2B	3B	HR	BF	B/Avg	WP	HBP	BK	SFA	SHA
2014	0.00	0	0	1	0	0	0	0	0	1.0	0	0	0	2	1	0	0	0	5	.000	0	0	0	0	0
2015	0.00	0	0	1	0	0	0	0	0	0.0	0	0	0	2	0	0	0	0	2	.000	0	0	0	0	0
TOTAL	0.00	0	0	2	0	0	0	0	0	1.0	0	0	0	4	1	0	0	0	7	.000	0	0	0	0	0





BO DECKER

35

POSITION
Outfielder

CLASS
Senior

BATS / THROWS
R/R

HEIGHT - WEIGHT
6-1 - 196

EXPERIENCE
1L

PREVIOUS SCHOOL
Seminole State (Fla.)

HOMETOWN
Clermont, Fla.

HIGH SCHOOL
East Ridge

2015 – JUNIOR YEAR

Appeared in 20 games with nine starts ... Hit .243 on the season with a .302 OBP ... Hit .312 in nine appearances during SEC play ... Had three hits with three runs and three RBI in the Binghamton series to start the season ... Went 1-for-3 with an RBI against LSU (4/10) ... Picked up a pinch-hit double and drove in a run against Georgia (4/25) ... Started twice in the South Carolina series picking up two hits

JUNIOR COLLEGE

Played at Seminole State College of Florida in Sanford, Fla. ... Batted .317 with one home run and 11 RBI in 2014 ... Also scored 22 runs with four stolen bases ... Played in 37 games ... Spent freshman season in 2013 at the University of Central Florida ... Reached base safely three times, grabbed his first hit with two RBI during his first collegiate start against Jacksonville ... Went 2-for-5 with four RBI to pace the offense in a 12-10 extra innings win over UAB ... Added two key hits in a 4-3 win over Southern Miss ... Hit his first career double in the second inning and came around to score at Memphis.

HIGH SCHOOL

Drafted in the 39th round by the New York Yankees in the 2012 MLB Draft ... Played for head coach David Bultema at East Ridge High School and was a four-year letterwinner ... Finished second all-time at East Ridge with a .352 career batting average ... Selected to the Rawlings All-America Second Team ... Voted to the All-Central Florida and All-Lake County Baseball Teams ... Was the team MVP his senior season after hitting .385 with two home runs and nine doubles ... Played summer ball with the Orlando Scorpions and placed second in the 2011 WWBA World Championship game ... In 2011, attended the Perfect Game National Underclass Invitational and was named to the Bright House Networks All-Central Florida Team.

PERSONAL

Born in Orlando, Fla. ... Son of Angela and Daniel Decker ... Majoring in public administration ... Has two sisters, Whitney and Hannah, and one brother, Gary

CAREER HIGHS

At Bats: 4, three times
 Runs: 2, vs. Binghamton (2/15/15)
 Hits: 2, vs. Binghamton (2/13/15)
 RBI: 3, vs. Binghamton (2/15/15)
 Doubles: 1, four times
 Triples: None
 HR: None
 Hit Streak: 3 (4/10-4/25/15)
 Reach Base: 7 (4/10-5/3/15)

MULTI-HIT GAMES

Year	2	3	4	5+	Total
2015	1	--	--	--	1
Totals	1	--	--	--	1

MULTI-RBI GAMES

Year	2	3	4	5+	Total
2015	1	1	--	--	2
Totals	1	1	--	--	2

ALL GAMES

Year	Avg	GP	GS	AB	R	H	2B	3B	HR	RBI	TB	SLG%	BB	HBP	SO	GDP	OB%	SF	SH	SB	ATT	PO	A	E	FLD%
2015	.243	20	9	37	6	9	4	0	0	8	13	.351	3	1	9	0	.302	2	0	0	1	25	1	1	.963

SEC GAMES ONLY

Year	Avg	GP	GS	AB	R	H	2B	3B	HR	RBI	TB	SLG%	BB	HBP	SO	GDP	OB%	SF	SH	SB	ATT	PO	A	E	FLD%
2015	.313	9	4	16	0	5	1	0	0	2	6	.375	0	0	5	0	.313	0	0	0	1	15	0	0	1.000



KYLER DEESE

43

POSITION
Catcher/Infielder

CLASS
Redshirt Junior

BATS / THROWS
L/R

HEIGHT - WEIGHT
5-9 - 166

EXPERIENCE
1L

PREVIOUS SCHOOL
Central Alabama

HOMETOWN
Auburn, Ala.

HIGH SCHOOL
Auburn

2015 – REDSHIRT SOPHOMORE YEAR

Played in 59 games with 49 starts ... Made two starts in SEC tournament play ... seven starts at 1B, five starts as DH, and 31 starts at 3B ... Posting a .254 batting average ... Hit 2 Home Runs ... 27 RBI and 27 runs ... Was walked season high three times against rival Georgia (4/23) ... Recorded a double to bring in three runs at home against Vanderbilt (3/20) ... Three hits and one RBI in four at bats came on the road at rival LSU (4/12) ... Homered on the road where recorded season high 3 RBI at Samford (3/31) ... Second HR came month later at home against Kennesaw State (4/29) ... Recorded a hit in 11 straight games (3/31 – 4/17) ... Hit .277 in SEC action with eight doubles and 13 RBI

JUNIOR COLLEGE

Played at Central Alabama Community College for Wynn Fletcher... Hit .296 in 46 games as a sophomore ... Drove in 25 runs with 29 runs scored ... Redshirted the 2013 season at Auburn.

HIGH SCHOOL

Played for Matt Cimo at Auburn ... Also played for the Excel Blue Wave and Matthew Maniscalco, Steve Gendron and Josh Beshears ... Ranked as a top-1,000 prospect by Perfect Game (2012) ... Hit .327 with 21 RBI and nine stolen bases as a senior ... Hit .382 with four home runs and 27 RBI in 2011 ... Had a .443 on base percentage and a .608 slugging percentage ... 2011 AHSAA South All-Star

PERSONAL

Kyler Allen Deese ... Son of Allen and Tina Deese ... Has a sister, Jessi (14) ... Mother was the head softball coach at Auburn from 1997-2013 ... Mother played softball at Florida State and father played baseball at Huntingdon College ... Major: sociology.

CAREER HIGHS

At Bats:5, four times
Runs:2, three times
Hits:3, two times
RBI:3, three times
Doubles:1, 10 times
Triples:1, vs. Georgia Tech (2/24/15)
HR:1, two times
Hit Streak:11 (3/31-4/17/15)
Reach Base:13 (3/31-4/18/15)

MULTI-HIT GAMES

Year	2	3	4	5+	Total
2015	7	2	--	--	9
Totals	7	2	--	--	9

MULTI-RBI GAMES

Year	2	3	4	5+	Total
2015	4	3	--	--	7
Totals	4	3	--	--	7

ALL GAMES

Year	Avg	GP	GS	AB	R	H	2B	3B	HR	RBI	TB	SLG%	BB	HBP	SO	GDP	OB%	SF	SH	SB	ATT	PO	A	E	FLD%
2015	.254	59	49	177	27	45	10	1	2	27	63	.356	24	5	23	3	.357	1	3	3	6	102	65	13	.928

SEC GAMES ONLY

Year	Avg	GP	GS	AB	R	H	2B	3B	HR	RBI	TB	SLG%	BB	HBP	SO	GDP	OB%	SF	SH	SB	ATT	PO	A	E	FLD%
2015	.277	30	27	94	14	26	8	0	0	13	34	.362	15	2	11	1	.387	0	1	3	4	22	37	8	.981





JORDAN EBERT

23

POSITION
Infielder / Outfielder

CLASS
Senior

BATS / THROWS
R/R

HEIGHT - WEIGHT
6-0 - 182

EXPERIENCE
3L

HOMETOWN
Foley, Ala.

HIGH SCHOOL
Baldwin County

2015 – JUNIOR YEAR

Appeared in 54 games with 39 starts ... Hit .254 on the season with three home runs ... Third on the team in Stolen Bases with seven ... Tied for the team lead in home runs with three ... Drove in 24 runs and scored 25 ... Started the season reaching base safely in 19 straight games ... Selected to the SEC Community Service Team 2015 ... Reached base five times against Binghamton (2/15), driving in three runs and scoring three times with three hits and two walks ... Picked up three more hits against Radford (2/22) and drove in three runs with a home run ... Went 2-for-5 against Alabama (3/3) with an RBI and two runs scored ... Reached base six times in the Vanderbilt series with four hits, two being doubles, and two RBI while scoring once ... Had three hits and three RBI in two games during the SEC Tournament ... Reached base safely in all three games during the Regionals with two this an RBI and a run scored ... Named to SEC Academic Honor Roll

2014 - SOPHOMORE YEAR

Played in 55 games with 52 starts ... Hit a team-high .353 ... Second on the team with 29 RBI ... Led team with 72 hits and 204 at-bats ... Finished second in the SEC in batting average ... First on the team with 13 sacrifices ... Stole nine bases ... Hit .331 in SEC play ... Led team with 23 multi-hit games ... Enters 2015 with 36 career multi-hit games ... Had five of Auburn's six outfield assists on the year ... Started two games at second base in place of injured Dan Glevenyak ... Recorded three hits in four of six games from 3/7 through 3/15 ... Went 3-for-3 with a triple, 2 RBI and 3 runs scored in win over Mercer (3/7) ... For the Mercer series, hit .600 (6-10), 5 R, 2 RBI ... Hit .500 (7-14) in Missouri series with 2 RBI ... Had first four-hit game of career, going 4-for-5 in 13-inning loss at Ole Miss (4/4) ... Drove in career-high 4 RBI, going 3-for-4 vs. Bethune-Cookman (5/6) ... Named to SEC Academic Honor Roll.

2013 - FRESHMAN YEAR

Started 54 of 56 games as a freshman, 52 of them at second base and twice as designated hitter ... Had the team's third-best batting average at .303 (50 singles, six doubles, a triple and four home runs), scored 29 times and drove in 22 runs ... Had a .403 slugging percentage and .359 on-base percentage ... Hit second in the lineup 26 times and ninth 15 times ... Recorded Auburn's second- and third-longest hitting streaks during the season ... Had a hitting streak of 13 games to start his career (2/16-3/10), the second-longest on the team during the season and the longest since Casey McElroy hit in 15 straight games in the 2011 season ... Longest hitting streak for an Auburn freshman since Javon Moran also hit in 13 straight in 2001 ... Went 19-47 (.404) and scored nine runs during season-opening streak ... Also had a 12-game streak from March 24-April 13, where he hit .318 with 2 RBI, 5 runs scored and four extra-base hits ... Reached base safely in his first 20 games of the season and in 48 of 54 games he played ... Had a .973 fielding percentage with just six errors on 225 chances, helping turn 34 double plays ... Named SEC Freshman of the Week after helping Auburn to a 4-1 week against Jacksonville State, Samford and Florida, where he hit .579 for the week (11-for-19) with two doubles, a home run, four RBI and five runs scored ... Got hot toward the end of the season, hitting .447 with 2 HR and 8 RBI in the team's final 10 games ... Had four games with three or more hits during the year: 3-for-4, 2B vs. Eastern Illinois (3/2); 3-for-4, run, RBI vs. Samford (5/8); 3-for-4, RBI at Florida (5/11); 3-for-5, 2R, 2RBI vs. Arkansas (5/18) ... Named to SEC Academic Honor Roll.

HIGH SCHOOL

Played for Peter Bezeredi at Baldwin County ... Ranked 137th high school prospect by Perfect Game (2012) ... Hit .344 with 17 doubles, five home runs, 26 stolen bases and 31 RBI as a senior ... Power Showcase First Team All-America ... Finished second in the Power Showcase Home Run Derby at Chase Field ... 2012 ASWA All-State 6A First Team ... Ranked 118th high school prospect by Perfect Game (2011) ... Also played for East Cobb Braves and coaches Kevin Baldwin and Jarrod Roberts ... Was a .404 hitter in the first three years of his high school career with 30 doubles, 24 home runs, 142 RBI and 53 stolen bases ... 2011 Louisville Slugger First Team All-America ... 2011 Perfect Game Second Team All-America ... 2011 Alabama Sports Writers 6A All-State ... 2011 AHSAA South All-Star ... 2011 First Team All-Region ... Perfect Game National Showcase Invitee ... East Coach Pro Showcase Invitee ... Attended Fairhope HS as a freshman and hit .368 with three doubles, five triples, five home runs and 40 RBI.

PERSONAL

Jordan Thomas Ebert ... Son of Michael and Tammy Ebert ... Father played baseball at Faulkner State CC and East Tennessee State ... Under grad major: physical education ... Graduated in December 2015 ... Pursuing master's degree in physical education ... Has one brother, Tyler, and one sister, Kaitlyn ... Sister competes in track and field at Eastern Illinois

ALL GAMES

Year	Avg	GP	GS	AB	R	H	2B	3B	HR	RBI	TB	SLG%	BB	HBP	SO	GDP	OB%	SF	SH	SB	ATT	PO	A	E	FLD%
2013	.303	54	54	201	29	61	6	1	4	22	81	.403	18	1	29	2	.359	3	5	3	8	92	127	6	.973
2014	.353	55	52	204	28	72	5	1	0	29	79	.387	12	1	26	5	.385	4	9	9	15	109	11	2	.984
2015	.254	54	39	142	25	36	4	0	3	24	49	.345	26	6	30	1	.386	2	6	7	9	51	3	2	.964
TOTAL	.309	163	145	547	82	169	15	2	7	75	209	.382	56	8	85	8	.376	9	20	19	32	252	141	10	.975

SEC GAMES ONLY

Year	Avg	GP	GS	AB	R	H	2B	3B	HR	RBI	TB	SLG%	BB	HBP	SO	GDP	OB%	SF	SH	SB	ATT	PO	A	E	FLD%
2013	.263	30	30	114	12	30	2	1	2	10	40	.351	11	0	18	2	.328	0	2	2	5	44	68	3	.974
2014	.331	30	29	124	11	41	2	0	0	8	43	.347	3	0	22	4	.341	2	2	1	4	72	7	2	.975
2015	.190	25	16	58	7	11	2	0	0	4	13	.224	10	3	17	0	.333	1	1	1	2	21	1	2	.917
TOTAL	.277	85	75	296	30	82	6	1	2	22	96	.324	24	3	57	6	.334	3	5	4	11	137	76	7	.968

CAREER HIGHS	
At Bats:	5, 22 times
Runs:	3, two times
Hits:	4, at Ole Miss (4/4/14)
RBI:	4, vs. Bethune Cookman (5/6/14)
Doubles:	1, vs. Vanderbilt (3/21/15)
Triples:	1, two times
HR:	1, seven times
Hit Streak:	13 (2/16-3/10/13)
Reach Base:	20 (2/16-3/19/13)

MULTI-HIT GAMES					
Year	2	3	4	5+	Total
2013	10	4	--	--	14
2014	15	7	1	--	23
2015	5	3	--	--	8
Totals	30	14	1	--	45

MULTI-RBI GAMES					
Year	2	3	4	5+	Total
2013	5	--	--	--	5
2014	4	1	1	--	6
2015	3	2	--	--	5
Totals	12	3	1	--	16



MARC FRAZIER

21

POSITION
Right-Handed Pitcher

CLASS
Redshirt Senior

BATS / THROWS
R/R

HEIGHT - WEIGHT
6-1 - 194

EXPERIENCE
TR

HOMETOWN
Newnan, Ga.

PREVIOUS
Nicholls State

HIGH SCHOOL
Newnan

PRIOR TO AUBURN

Played two seasons at Nicholls State before transferring to Auburn ... Posted a combined 5-5 record in 34 appearances his sophomore and junior seasons ... Had a 3.01 ERA with 74 strikeouts in 95.2 innings pitched ... Hit a combined .232 in 168 at-bats ... Had three home runs and 15 RBI ... Played one year at Chipola Junior College ... Posted a 2-2 record on the mound as a redshirt freshman ... Redshirted the 2013 season

HIGH SCHOOL

Played for Newnan High School in Newnan, Ga. ... Set the Georgia high school all-time batting average (.552) in 2009 ... Was an all-state selection for three years ... Hit .457 as a senior with seven home runs and 42 RBI ... Posted an 8-3 record on the mound with a 2.73 ERA ... Also notched 86 strikeouts ... Drafted in the 47th round of the 2012 draft by the San Francisco Giants

PERSONAL

Full name is Marc Barrett Frazier ... born Feb. 20 in Newnan, Ga... Son of Bruce and Selina Frazier... Has one sibling, Micah... Undergraduate degree from Nicholls State is in business ... Pursuing a master's degree from Auburn in adult education

DAVIS AT A GLANCE

CAREER RECORD

at Plainsman Park.....	0-0
On Road.....	0-0
vs. SEC.....	0-0
vs. SEC West.....	0-0
vs. SEC East.....	0-0

CAREER HIGHS

Innings.....	6.0, four times
Hits.....	10, at Sam Houston St. (3/20/15)**
Runs.....	6, at Sam Houston St. (3/20/15)**
Earned Runs.....	6, at Sam Houston St. (3/20/15)**
Walks.....	3, two times
Strikeouts.....	6, two times
Pitches.....	91, vs. Texas A&M-CC (3/14/15)**

**While playing at Sam Houston St.

ALL GAMES

Year	ERA	W	L	App	GS	CG	SHO	CBO	SV	IP	H	R	ER	BB	SO	2B	3B	HR	BF	B/Avg	WP	HBP	BK	SFA	SHA
2014	0.92	2	0	13	0	0	0	1	1	19.2	12	2	2	6	14	0	0	0	77	.185	1	3	0	1	2
2015	3.39	3	5	19	11	0	0	2	1	74.1	69	34	28	25	60	6	1	3	314	.252	7	4	0	1	10
TOTAL	2.87	5	5	32	11	0	0	3	2	94.0	81	36	30	31	74	6	1	3	391	.239	8	7	0	2	12





MELVIN GRAY

5

POSITION
Infielder

CLASS
Senior

BATS / THROWS
R/R

HEIGHT - WEIGHT
5-8 - 174

EXPERIENCE
1L

PREVIOUS SCHOOL
South Mountain

HOMETOWN
Texarkana, Texas

HIGH SCHOOL
Pleasant Grove

2015 – JUNIOR YEAR

Played in 48 games with 43 starts ... Ranked second on the team with a .304 batting average ... Recorded a .373 slugging percentage ... tallied eight doubles ... Was walked 17 times including twice against Georgia (4/24) ... Posted two impressive hitting streaks of seven games followed by a 12-game hitting streak back to back ... Stole season high 3 bases on the road at South Carolina (5/02) ... Recorded second highest RBI in a game on the team with 4 at home against Ole Miss (4/18) ... Only home run came in a pivotal game to force extra innings in NCAA Tournament Regional play against Charleston (5/29) ... Stole 18 bases ... Was hit by a pitch twice ... Hit .340 in SEC play with 12 RBI and 10 stole bases

JUNIOR COLLEGE

Played at South Mountain CC ... Hit .347 as a sophomore with six doubles, seven triples and 23 RBI ... Stole 11 bases and walked 18 times while playing second base ... Scored 32 runs ... Ended his season on a six game hitting streak that included knocking in 11 runs over that span ... Named MVP of Region I Tournament ... Spent freshman season at Seminole State ... Hit .246 with 14 RBI and 10 stolen bases

HIGH SCHOOL

Played at Pleasant Grove High for Craig Jones ... Two-time All-State ... Holds high school records in five categories including doubles and runs scored ... Two-time Texas state champion ... Also named All-state in football in 2011 at running back ... Earned a letter in basketball

PERSONAL

Son of Marvin and Felicia Gray ... Has one brother, Rashad ... Major: finance

CAREER HIGHS

At Bats:5, six times
Runs:3, at UAB (3/17/15)
Hits:3, two times
RBI:4, vs. Ole Miss (4/18/15)
Doubles:1, seven times
Triples:None
HR:1, vs. College of Charleston (5/29/15)
Hit Streak:12 (4/10-4/25/15)
Reach Base:12 (4/10-4/25/15)

MULTI-HIT GAMES

Year	2	3	4	5+	Total
2015	10	2	--	--	12
Totals	10	2	--	--	12

MULTI-RBI GAMES

Year	2	3	4	5+	Total
2015	1	2	1	--	4
Totals	1	2	1	--	4

ALL GAMES

Year	Avg	GP	GS	AB	R	H	2B	3B	HR	RBI	TB	SLG%	BB	HBP	SO	GDP	OB%	SF	SH	SB	ATT	PO	A	E	FLD%
2015	.304	48	43	161	30	49	8	0	1	23	60	.373	17	2	29	1	.372	3	7	18	21	68	128	8	.961

SEC GAMES ONLY

Year	Avg	GP	GS	AB	R	H	2B	3B	HR	RBI	TB	SLG%	BB	HBP	SO	GDP	OB%	SF	SH	SB	ATT	PO	A	E	FLD%
2015	.340	27	27	100	14	34	6	0	0	12	40	.400	11	1	18	1	.411	0	5	10	12	42	85	6	.955



ANFERNEE GRIER

10

POSITION
Outfielder

CLASS
Junior

BATS / THROWS
R/R

HEIGHT - WEIGHT
6-1 - 180

EXPERIENCE
2L

HOMETOWN
Phenix City, Ala.

HIGH SCHOOL
Russell County

2015 – SOPHOMORE YEAR

Started all 62 games ... Led the team in average (.323), runs scored (41), hits (82), doubles (22) and triples (3) ... His 22 doubles ranked second in the SEC and in the top 20 nationally ... Second on the team with nine stolen bases ... Posted a .391 OBP ... Had 24 multi-hit games ... Started the season with a 15 game hitting streak ... Reached base safely in 52 games ... Selected to play for the USA Baseball Collegiate National Team and made nine appearances during the summer ... Named SEC Player of the Week on March 2nd for his performance against Georgia Tech and Oklahoma State in which he hit .500 (9-for-18) with six runs scored ... Reached base six times in the Texas A&M series going 5-for-12 with an RBI ... Went 5-12 with two doubles in the Arkansas series reaching base seven times and scored three times ... Season high with three RBI against LSU (4/11) with a double and a triple ... Recorded six hits, going 6-13 in the South Carolina series and scored three times ... Had three hits and scored three times in the SEC Tournament

2014 - FRESHMAN YEAR

Started 38 games in right field, played in 47 total games ... Hit .255 with one home run and 11 RBI ... His eight doubles ranked second on the team ... Recorded seven stolen bases ... Opened career with 11-game hitting streak ... Reached base safely in first 15 games ... Went 5-for-10 (.500) in Presbyterian series with a double, 3 R, 2 RBI ... Missed 16 starts with injury (hand); scored two runs in a pinch-running role ... Returned to starting lineup in Saturday game at Ole Miss (4/5) ... had 2-for-4 effort vs. Troy (4/8) ... Hit .385 (5-13) in Kentucky series; was 2-for-3 in stolen bases (5/9-11)

HIGH SCHOOL

Played at Russell County High School for coach Tony Rasmus ... Summer team was Marucci Elite under coach Chad Raley ... Was a 39th-round selection of the Detroit Tigers in the 2013 MLB First-Year Player Draft ... No. 1-ranked player in Alabama and No. 55 player in the nation by Perfect Game ... 2013 Rawlings First-Team All-American ... Southeast Region First Team ... 2012 Perfect Game Underclass All-American (1st team) ... 2012 East Coach Pro Showcase ... Was a .404 hitter in high school ... Graduated No. 6 in his high school class ... Named the #58 prospect for the 2016 MLB Draft by Perfect Game.

PERSONAL

Anfernee Antron Grier ... Parents are Antron and Angela Grier ... Has a sister, Alexis ... Father was a 6th-round pick of the St. Louis Cardinals in the 1987 MLB Draft out of Faulkner University; played four years in the minors ... Major: supply chain management.

CAREER HIGHS

At Bats:	6, three times
Runs:	2, nine times
Hits:	3, 10 times
RBI:	3, at LSU (4/11/15)
Doubles:	2, four times
Triples:	1, three times
HR:	1, two times
Stolen Bases:	1, 16 times
Hit Streak:	17 (5/16/14-3/7/15)
Reach Base:	17 (5/16/14-3/7/15)

MULTI-HIT GAMES

Year	2	3	4	5+	Total
2014	9	1	--	--	10
2015	15	9	--	--	24
Totals	24	10	--	--	34

MULTI-RBI GAMES

Year	2	3	4	5+	Total
2014	3	--	--	--	3
2015	2	1	--	--	3
Totals	5	1	--	--	6

ALL GAMES

Year	Avg	GP	GS	AB	R	H	2B	3B	HR	RBI	TB	SLG%	BB	HBP	SO	GDP	OB%	SF	SH	SB	ATT	PO	A	E	FLD%
2014	.255	47	38	149	16	38	8	0	1	11	49	.329	12	4	24	1	.325	1	5	7	15	80	1	4	.953
2015	.323	62	62	254	41	82	22	3	1	20	113	.445	22	7	61	7	.391	1	3	9	16	158	0	6	.963
TOTAL	.298	109	100	403	57	120	30	3	2	31	162	.402	34	11	85	8	.367	2	8	16	31	238	1	10	.960

SEC GAMES ONLY

Year	Avg	GP	GS	AB	R	H	2B	3B	HR	RBI	TB	SLG%	BB	HBP	SO	GDP	OB%	SF	SH	SB	ATT	PO	A	E	FLD%
2014	.209	23	17	67	6	14	3	0	1	3	20	.299	7	0	14	0	.284	0	0	4	7	39	1	1	.976
2015	.283	30	30	127	13	36	7	1	0	11	45	.354	6	3	32	2	.331	0	1	2	5	83	0	1	.988
TOTAL	.258	53	47	194	19	50	10	1	1	14	65	.335	13	3	46	2	.314	0	1	6	12	122	1	2	.984





DAMON HAECKER

6

POSITION
Infielder/Outfielder

CLASS
Junior

BATS / THROWS
S/R

HEIGHT - WEIGHT
5-11 - 178

EXPERIENCE
2L

HOMETOWN
Altamonte Springs, Fla.

HIGH SCHOOL
Lake Brantley

2015 – SOPHOMORE YEAR

Played in all 62 games while starting 61 ... Eight of those starts he switched positions to help the team ... 19 starts came at 2B ... Nine starts came at 3B ... 33 starts came in the outfield ... Posted a .271 batting average ... Recorded a .341 Slugging percentage ... Was walked a team high 40 times ... Only home run was the winning run at home against Florida A&M (4/21) ... Recorded 22 RBI ... Second on team with two triples ... Had an eight game hitting streak stretching from (4/29 – 5/12) ... Recorded three hits with two RBI in four at bats against Ole Miss (4/17) ... Had two hits on three at bats including a double and an RBI against rival Alabama (5/09)

2014 - FRESHMAN YEAR

Started all 56 games; nine at second base, 47 at shortstop ... Hit .259 in 56 games ... Led the team with 35 walks ... Second on team with 13 hit-by-pitch for the season, which ranks seventh all-time at Auburn ... Stole 11 bases ... Had 10-game hitting streak from March 29-April 15 ... Only Auburn player to start and appear in every game in 2014 ... Went 2-4 with an RBI in career debut vs. Indiana State (2/14) ... Also 2-4 with an RBI and a stolen base vs. Alabama State (3/12) ... In Texas A&M series, was .333 (3-9) with a double, a walk, hit by pitch and a run scored ... In two games vs. Coppin State (3/18-19), went 4-5 with 3 RBI and 3 runs scored ... Hit .455 in Kentucky series (5-11) with 3 walks; on-base percentage of .571 for weekend (5/9-11)

HIGH SCHOOL

Played at Lake Brantley High School ... Was an all-conference and all-district selection as a junior and a senior ... Team defensive MVP all four years ... Helped team to Florida state title in 2013 ... Also played football, where he was all-conference and all-district as a quarterback and kicker.

PERSONAL

Damon Jared Haecker ... Parents are Mark and Wende Hacker ... Has three siblings, Chase, Brett and Aidan ... Major: interdisciplinary studies.

CAREER HIGHS	
At Bats:	5, 13 times
Runs:	3, vs. Binghamton (2/15/15)
Hits:	3, four times
RBI:	3, two times
Doubles:	1, 12 times
Triples:	1, two times
HR:	1, vs. Florida A&M (4/21/15)
Stolen Bases:	2, vs. Presbyterian (3/1/2014)
Hit Streak:	10 (March 29-April 15, 2014)
Reach Base:	14 (March 29-April 19, 2014)

MULTI-HIT GAMES					
Year	2	3	4	5+	Total
2014	9	2	--	--	11
2015	14	2	--	--	16
Totals	23	4	--	--	27

MULTI-RBI GAMES					
Year	2	3	4	5+	Total
2014	1	2	--	--	3
2015	3	--	--	--	3
Totals	4	2	--	--	6

ALL GAMES

Year	Avg	GP	GS	AB	R	H	2B	3B	HR	RBI	TB	SLG%	BB	HBP	SO	GDP	OB%	SF	SH	SB	ATT	PO	A	E	FLD%
2014	.259	56	56	189	24	49	4	0	0	17	53	.280	35	13	32	1	.404	3	7	11	18	99	159	14	.949
2015	.271	62	61	214	35	58	8	2	1	22	73	.341	40	9	37	3	.404	2	4	1	8	98	74	5	.972
TOTAL	.266	118	117	403	59	107	12	2	1	39	126	.313	75	22	69	4	.404	5	11	12	26	197	233	19	.958

SEC GAMES ONLY

Year	Avg	GP	GS	AB	R	H	2B	3B	HR	RBI	TB	SLG%	BB	HBP	SO	GDP	OB%	SF	SH	SB	ATT	PO	A	E	FLD%
2014	.250	30	30	104	11	26	2	0	0	6	28	.269	16	6	18	0	.381	0	2	4	9	48	82	10	.929
2015	.236	30	30	106	13	25	5	1	0	8	32	.302	16	3	22	1	.349	1	1	0	5	51	22	2	.973
TOTAL	.243	60	60	210	24	51	7	1	0	14	60	.286	32	9	40	1	.365	1	3	4	14	99	104	12	.944



COLE LIPSCOMB

49

POSITION

Right-Handed Pitcher

CLASS

Redshirt Junior

BATS / THROWS

R/R

HEIGHT - WEIGHT

6-1 - 184

EXPERIENCE

2L

HOMETOWN

Prattville, Ala.

HIGH SCHOOL

Edgewood Academy

HIGH SCHOOL

Played for Bobby Carr at Edgewood Academy ... Was 39-2 in his high school career ... Ranked 319th high school prospect by Perfect Game (2012) ... Was 10-0 with a 1.00 ERA in 70 innings as a senior ... Struck out 104 against just 12 walks ... 2012 ASWA First Team All-State ... Ranked 266th high school prospect by Perfect Game (2011) ... Also played for the Alabama Seminoles and Jerry Hendrix ... Was 13-0 with a 1.31 ERA in 72 innings in 2011, striking out 116 against just 13 walks ... 2011 AISA Pitcher of the Year ... 2011 AISA Player of the Year.

PERSONAL

Lawrence Cole Lipscomb ... Son of Kathy and Jimmy Pruett and Nathan and Vicki Lipscomb ... Has a sister, Kate ... Both of his parents attended Auburn ... Father graduated from Auburn ('88) ... Father also played basketball at Faulkner State ... Major: finance.

2015 – SOPHOMORE YEAR

Appeared in 16 games with 12 starts ... Led all starters with a 2.53 ERA, which ranked third in the SEC ... Led team in wins finishing 8-2 ... Pitched 92.2 innings and led the team with 91 strikeouts ... Selected as an Academic All-American for 2015 ... Named CoSIDA Academic All District Team 2015 ... Named to All SEC Team ... Selected as SEC Pitcher of the Week on April 20th for his complete game effort against Ole Miss in which he picked up a career high 10 strikeouts ... Pitched four innings and struck out eight in a relief appearance against Binghamton (2/13) ... Picked up a win against Oklahoma State (2/28) and struck out eight batters in 4.2 innings ... Pitched seven innings, not allowing a run against Mississippi State (3/27) and struck out seven batters ... Lasted a complete game against Ole Miss (4/17) and struck out ten batters while only allowing one run ... Picked up a win and pitched 7.2 innings in the first round of the SEC Tournament against Kentucky (5/19) with nine strikeouts ... Made one appearance in the Regionals with 5.2 innings pitched and seven strikeouts against Charleston (5/29) ... Cole Lipscomb's 91 strikeouts in 2015 were the most by an Auburn pitcher since Chris Bootcheck had 101 in 2000

2014 - REDSHIRT FRESHMAN YEAR

Made two appearances in his freshman season ... Pitched one inning in win over Coppin State on March 19 with one strike out ... Also appeared against Samford on April 1

2013 - FRESHMAN YEAR

Missed the season after undergoing surgery in the fall ... earned a medical redshirt.

LIPSCOMB AT A GLANCE

CAREER RECORD

at Plainsman Park.....	4-0
On Road.....	3-1
vs. SEC.....	5-1
vs. SEC West.....	2-0
vs. SEC East.....	3-1

CAREER HIGHS

Innings.....	9.0, vs. Ole Miss (4/17/15)
Hits.....	8, vs. Alabama State (2/18/15)
Runs.....	6, vs. College of Charleston (5/29/15)
Earned Runs.....	5, vs. Arkansas (4/3/15)
Walks.....	4, at Mississippi State (3/27/15)
Strikeouts.....	10, vs. Ole Miss (4/17/15)
Pitches.....	125, vs. Ole Miss (4/17/15)

COLE LIPSCOMB'S CAREER APPEARANCES

**-Starter*

2014 - REDSHIRT FRESHMAN YEAR		DEC	QS	IP	H	R	ER	BB	SO	HR	ERA	PIT/STRK
Date	Opp (Res.)	--	--	1.0	0	0	0	0	1	0	0.00	13/7
3/19	COPPIN STATE (W, 13-2)	--	--	0.0	0	0	0	1	0	0	0.00	15/9
4/1	SAMFORD (L, 1-8)											

2015 - SOPHOMORE YEAR		DEC	QS	IP	H	R	ER	BB	SO	HR	ERA	PIT/STRK
Date	Opp (Res.)	--	--	4.0	1	0	0	2	8	0	0.00	67/42
2/13	BINGHAMTON (W, 2-0)	W	--	6.0	8	4	4	1	6	0	3.60	89/66
2/18	*ALABAMA STATE (W, 7-5)	W	--	4.2	1	0	0	1	8	0	2.45	69/46
2/28	OKLAHOMA STATE (W, 9-2)	--	--	1.2	3	0	0	1	3	0	2.01	35/21
3/15	at Texas A&M (L, 1-6)	S	--	2.1	2	1	1	2	4	0	2.19	40/24
3/20	VANDERBILT (W, 6-4)	W	X	7.0	4	0	0	4	7	0	1.71	117/71
3/27	*at Mississippi State (W, 5-0)	--	--	5.2	7	5	5	0	3	2	2.65	94/65
4/3	*ARKANSAS (L, 7-10)	--	X	7.0	7	3	1	3	5	0	2.44	103/68
4/10	*at LSU (L, 2-3)	W	X	9.0	7	1	1	2	10	0	2.19	125/91
4/17	*OLE MISS (W, 3-1)	W	X	7.0	6	2	2	1	2	0	2.24	106/65
4/23	*GEORGIA (W, 4-2)	L	X	6.0	5	3	3	3	5	1	2.44	110/65
5/1	*at South Carolina (L, 1-10)	--	X	6.2	6	2	2	1	6	0	2.47	98/65
5/8	*ALABAMA (L, 2-4)	W	X	6.1	5	1	1	3	3	0	2.38	107/61
5/14	*at Florida (W, 4-1)	W	X	7.2	4	2	2	0	9	1	2.38	107/79
5/19	*vs. Kentucky (W, 6-3)	--	--	5.2	5	6	3	0	7	3	2.53	94/66
5/29	*vs. College of Charleston (L, 6-7)											

ALL GAMES

Year	ERA	W	L	App	GS	CG	SHO	CBO	SV	IP	H	R	ER	BB	SO	2B	3B	HR	BF	B/Avg	WP	HBP	BK	SFA	SHA
2014	0.00	0	0	2	0	0	0	0	0	1.0	0	0	0	1	1	0	0	0	5	.000	0	1	0	0	0
2015	2.53	8	2	16	12	1	0	2	1	92.2	75	31	26	24	91	20	2	7	376	.216	7	3	1	0	2
TOTAL	2.50	8	2	18	12	1	0	2	1	93.2	75	31	26	25	92	20	2	7	381	.214	7	4	1	0	2

SEC GAMES ONLY

Year	ERA	W	L	App	GS	CG	SHO	CBO	SV	IP	H	R	ER	BB	SO	2B	3B	HR	BF	B/Avg	WP	HBP	BK	SFA	SHA
2014	---	0	0	0	0	0	0	0	0	0.0	0	0	0	0	0	0	0	0	0	---	0	0	0	0	0
2015	2.45	4	2	10	8	1	0	1	1	58.2	52	18	16	20	48	16	1	3	244	.235	5	2	1	0	1
TOTAL	2.45	4	2	10	8	1	0	1	1	58.2	52	18	16	20	48	16	1	3	244	.235	5	2	1	0	1





BLAKE LOGAN

1

POSITION
Catcher

CLASS
Junior

BATS / THROWS
R/R

HEIGHT - WEIGHT
6-0 - 203

EXPERIENCE
2L

HOMETOWN
Muscle Shoals, Ala.

HIGH SCHOOL
Muscle Shoals

2015 – SOPHOMORE YEAR

Played in 59 games with 50 starts ... Third one team with 28 RBI and second on team with 17 doubles ... Saw action off bench in nine games ... Also made two starts as designated hitter ... Had a batting average of .261 with a slugging percentage of .378 ... walked 15 times ... In the SEC tournament was 2-for-3 with one RBI and one double against rival LSU (5/20) ... Stole 3 bases ... Tripled to bring home three runs against Xavier (3/6) ... Also tripled against Vanderbilt (3/21) ... Early season eight-game hitting streak from Feb. 22 through March 8

2014 - FRESHMAN YEAR

Played in 42 games with 17 starts ... Made 14 starts at catcher as well as three starts as the designated hitter ... Totaled one home run and 17 RBI ... Home run came in win over Coppin State on March 19 ... Finished that game with six total RBI, a season high for Auburn ... Threw out 8-of-19 would be base stealers ... Went 2-for-4 for a double and 2 RBI vs. ETSU (2/23) ... Came off bench with a pair of hits, including a double and 2 RBI in win over South Alabama on April 22.

HIGH SCHOOL

Played at Muscle Shoals High School for head coach David Langston ... Was a Wendy's High School Heisman state finalist ... Named to Perfect Game 2012 Underclass All-America Team (2nd team) ... Rawlings 2013 Southeast All-Region (2nd team) ... East Coach Pro Showcase ... Ranked #1 catcher in state of Alabama by Perfect Game ... Rawlings All-American honorable mention ... Named Player of the Year by the Florence Times-Daily ... All-state and all-area selection ... Played summer ball for Alabama Seminoles and coach Jerry Hendricks ... Also played football and was an all-state and all-area selection ... Was in top 10 of class and named Mr. Muscle Shoals High School.

PERSONAL

Stephen Blake Logan ... Parents are Joel and Lori Logan .. Has a sister, Halie ... Father played football at Mississippi State ... Major: fitness, conditioning and performance.

CAREER HIGHS

At Bats: 5, three times
Runs: 2, six times
Hits: 3, vs. Georgia Tech (2/24/15)
RBI: 6, vs. Coppin State (3/9/14)
Doubles: 2, vs. Jacksonville State (2/27/15)
Triples: 1, two times
HR: 1, vs. Coppin State (3/19/14)
Hit Streak: 8 (2/22-3/8/15)
Reach Base: 10 (2/22-3/8/15)

MULTI-HIT GAMES

Year	2	3	4	5+	Total
2014	6	--	--	--	6
2015	9	1	--	--	10
Totals	15	1	--	--	16

MULTI-RBI GAMES

Year	2	3	4	5+	Total
2014	2	--	--	1	3
2015	4	1	--	--	5
Totals	6	1	--	1	8

ALL GAMES

Year	Avg	GP	GS	AB	R	H	2B	3B	HR	RBI	TB	SLG%	BB	HBP	SO	GDP	OB%	SF	SH	SB	ATT	PO	A	E	FLD%
2014	.256	42	17	86	9	22	3	0	1	17	28	.326	10	2	15	5	.343	1	1	0	0	98	22	0	1.000
2015	.261	59	50	180	25	47	17	2	0	28	68	.378	15	6	25	5	.329	6	3	3	6	344	30	3	.992
TOTAL	.259	101	67	266	34	69	20	2	1	45	96	.361	25	8	40	10	.333	7	4	3	6	442	52	3	.994

SEC GAMES ONLY

Year	Avg	GP	GS	AB	R	H	2B	3B	HR	RBI	TB	SLG%	BB	HBP	SO	GDP	OB%	SF	SH	SB	ATT	PO	A	E	FLD%
2014	.213	22	9	47	3	10	1	0	0	4	11	.234	5	0	8	3	.288	0	1	0	0	39	8	0	1.000
2015	.233	29	25	90	10	21	8	1	0	10	31	.344	10	5	14	3	.340	1	1	3	5	142	15	1	.994
TOTAL	.226	51	34	137	13	31	9	1	0	14	42	.307	15	5	22	6	.323	1	2	3	5	181	23	1	.995



SAM MASON

41

POSITION
Right-Handed Pitcher

CLASS
Senior

BATS / THROWS
R/R

HEIGHT - WEIGHT
6-2 - 182

EXPERIENCE
1L

PREVIOUS SCHOOL
West Los Angeles

HOMETOWN
Beverly Hills, Calif.

HIGH SCHOOL
Beverly Hills

2015 – JUNIOR YEAR

Pitched in five games on the season ... Tossed 3.1 innings ... Longest outing came on April 18 against Ole Miss with 1.1 innings pitched

JUNIOR COLLEGE

Played at West Los Angeles College for Bob Grant ... Made 10 starts and pitched in 14 games overall in 2014 ... Struck out 32 in 53.1 innings pitched ... Pitched in 11 games with three starts in 2013 ... Struck out 17 in 22.1 innings ... Named Scholar Student-Athlete of the Month as a sophomore

HIGH SCHOOL

Drafted in the 39th round of the 2012 draft by the Chicago White Sox ... Played at Beverly Hills High School for Vonzie PAYSINGER

PERSONAL

Son of John and Bianca Mason ... Has six sisters (Lindsay, Loni, Morgan, Milana, Olivia and Julia) ... Did not play baseball until ninth grade ... Born in Lake Tahoe, Nevada ... Four-time national snowboarding champion ... major: political science.

MASON AT A GLANCE

CAREER RECORD

at Plainsman Park.....	0-1
On Road.....	0-0
vs. SEC.....	0-0
vs. SEC West.....	0-0
vs. SEC East.....	0-0

CAREER HIGHS

Innings.....	1.1, vs. Ole Miss (4/18/15)
Hits.....	2, three times
Runs.....	4, at South Carolina (5/1/15)
Earned Runs.....	4, at South Carolina (5/1/15)
Walks.....	2, at South Carolina (5/1/15)
Strikeouts.....	---
Pitches.....	31, vs. Ole Miss (4/18/15)

SAM MASON'S CAREER APPEARANCES

*-Starter

2015 - JUNIOR YEAR

Date	Opp (Res.)	DEC	QS	IP	H	R	ER	BB	SO	HR	ERA	PIT/STK
3/1	JACKSONVILLE STATE (L, 10-9)	L	--	0.1	2	3	0	0	0	0	0.00	8/7
3/8	XAVIER (W, 10-6)	--	--	0.0	0	0	0	0	0	0	0.00	9/5
4/15	ALABAMA A&M (W, 10-5)	--	--	1.0	0	0	0	0	0	0	0.00	6/6
4/18	OLE MISS (L, 2-7)	--	--	1.1	2	1	1	1	0	0	4.50	31/18
5/1	at South Carolina (L, 1-10)	--	--	0.2	2	4	4	2	0	1	13.50	23/12

ALL GAMES

Year	ERA	W	L	App	GS	CG	SHO	CBO	SV	IP	H	R	ER	BB	SO	2B	3B	HR	BF	B/Avg	WP	HBP	BK	SFA	SHA
2015	13.50	0	1	5	0	0	0	0	0	3.1	6	8	5	3	0	1	0	1	22	.333	1	1	0	0	0

SEC GAMES ONLY

Year	ERA	W	L	App	GS	CG	SHO	CBO	SV	IP	H	R	ER	BB	SO	2B	3B	HR	BF	B/Avg	WP	HBP	BK	SFA	SHA
2015	22.50	0	0	2	0	0	0	0	0	2.0	4	5	5	3	0	1	0	1	13	.400	1	0	0	0	0





CODY NULPH

17

POSITION
Infielder

CLASS
Senior

BATS / THROWS
R/R

HEIGHT - WEIGHT
6-0 - 194

EXPERIENCE
1L

PREVIOUS SCHOOL
Orange Coast

HOMETOWN
Orange, Calif.

HIGH SCHOOL
Orange Lutheran

2015 – JUNIOR YEAR

Started all 62 games at shortstop ... Hit .258 and tied for the team lead with three home runs ... Second on the team with 33 RBI ... Went 4-for-5 with an RBI against Binghamton (2/14) ... Added two hits with a double, an RBI and two runs scored against Oklahoma State (2/28) ... Slashed two doubles with two RBI against Xavier (3/8) ... Hit .400 (4-for-10) in the Mississippi State series with an RBI and a run scored ... Drove in four RBI in the Arkansas series ... Had two doubles against Ole Miss (4/18) going 4-for-4 with a season high four RBI and scored three times ... Added two hits on RBI and a run scored against South Carolina (5/2) ... Appeared in all three SEC Tournament games and drove in two RBI on two hits ... Two doubles in regional play at Florida State ... 18 RBI in SEC games

JUNIOR COLLEGE

Named California JUCO MVP ... All-Orange Empire Conference selection ... No. 85 Junior College Prospect in the country according to Perfect Game ... Batted .414 with one home run and 31 RBI ... Scored 42 runs with four stolen bases ... 18 doubles and one triple ... Ended his sophomore season on a 30-game hitting streak ... Named a Summer Collegiate All-American after hitting .322 with nine homers and 38 RBI for Alaska Goldpanners ... Spent freshman season at Pepperdine in Malibu, Calif. ... Appeared in 37 games with 36 starts as a middle infielder ... Batted .167 with eight doubles and 10 RBI ... Drove in a career-high three runs in first collegiate game against Western Michigan (2/15) and replicated the feat against Santa Clara (3/24) on a 2-for-3 day with a double ... The two hits against the Broncos marked lone multi-hit game of the year

HIGH SCHOOL

Graduated from Orange Lutheran High School in 2012 ... Played four years under head coach Eric Borba ... Named first team All-State, first team All-CIF, Trinity League MVP, Orange County All Star, All-LA Times first team, and team MVP ... Batted .322 for his high school career in 220 games.

PERSONAL

Son of Vestanna Nulph ... Has two sisters, Laurelyn and Maddy and a brother, Kyle ... Majoring in Public Administration

CAREER HIGHS

At Bats:	5, 10 times
Runs:	3, two times
Hits:	4, three times
RBI:	4, vs. Ole Miss (4/18/15)
Doubles:	2, two times
Triples:	1, at LSU (4/11/15)
HR:	1, three times
Hit Streak:	4 (two times)
Reach Base:	8 (2/27-3/8/15)

MULTI-HIT GAMES

Year	2	3	4	5+	Total
2015	8	2	3	--	13
Totals	8	2	3	--	13

MULTI-RBI GAMES

Year	2	3	4	5+	Total
2015	7	--	1	--	8
Totals	7	--	1	--	8

ALL GAMES

Year	Avg	GP	GS	AB	R	H	2B	3B	HR	RBI	TB	SLG%	BB	HBP	SO	GDP	OB%	SF	SH	SB	ATT	PO	A	E	FLD%
2015	.258	62	62	217	30	56	11	1	3	33	78	.359	13	6	47	4	.315	2	7	1	3	85	163	12	.954

SEC GAMES ONLY

Year	Avg	GP	GS	AB	R	H	2B	3B	HR	RBI	TB	SLG%	BB	HBP	SO	GDP	OB%	SF	SH	SB	ATT	PO	A	E	FLD%
2015	.208	30	30	101	9	21	2	1	1	18	28	.277	6	4	26	4	.274	2	4	0	1	53	77	5	.963



DANIEL ROBERT

20

POSITION
Infielder/Outfielder

CLASS
Junior

BATS / THROWS
L/R

HEIGHT - WEIGHT
6-5 - 236

EXPERIENCE
2L

HOMETOWN
Hoover, Ala.

HIGH SCHOOL
Briarwood Christian

2015 – SOPHOMORE YEAR

Appeared in 57 games with 55 starts ... Also made three pitching appearances ... Started 54 games at first base while also making one start as DH ... Led the team in RBI with 38 ... Tied for lead on team with three home runs and three triples ... Posted a .298 batting average ... First Homerun came with his first start of the year at home against Alabama State (2/18) ... Posted a nine game hitting streak from (3/17 – 3/31) ... Had four hits and two RBI and one homer against Vanderbilt (3/21) ... Recorded season high two doubles on the road at Samford (3/31) ... Started all six games of postseason play where ended the year on a six game hitting streak (5/19 – 5/31) ... Recorded three hits with two RBI in SEC tournament play against Kentucky (5/19) ... Only steal of the year came in NCAA Regional against Charleston (5/31) ... Second on team with .429 Slugging Percentage ... Led team in multi-RBI games with nine ... batted .296 in SEC games with 20 RBI and eight extra base hits

2014 - FRESHMAN YEAR

Hit .281 with one home run and 19 RBI as a freshman ... Appeared in 45 games with 39 starts, primarily as the designated hitter ... Also made three starts at first base ... Hit .290 in SEC play, second on the team ... Had five doubles and one triple ... Hit first career home run in 7th inning of Sunday game vs. Mississippi State (5/4), snapping 29-inning scoreless streak for Auburn ... Went 2-3 with a run, a walk and a stolen base vs. Presbyterian (3/1) ... Had an RBI in each of the first two games of the Texas A&M series ... Led team with .556 on-base percentage in Missouri series

HIGH SCHOOL

Played at Briarwood Christian School in Hoover, Ala., for former Auburn head coach Steve Renfro ... Three-time all-state selection (2011, 2012, 2013) ... Named to all-county and Over The Mountain teams all four years of high school ... Shelby County Player of the Year in 2011 ... Birmingham News Metro Player of the Year in 2011 (batted .546) ... Ranked as top position player in Alabama by ESPN ... AHSAA All-Star ... Invited to Team USA tryouts ... East Coach Pro Showcase ... Helped team to area title all four years of high school ... Played summer ball for EXCEL Baseball with coaches Matthew Maniscalco and Steve Gendron ... Also played football, helping team to state runner-up finish in 2011.

PERSONAL

Daniel McGee Robert ... Parents are Greg and Lisa Robert ... Father was a football letterman at Auburn ... Major: public administration.

CAREER HIGHS	
At Bats:	5, 11 times
Runs:	2, four times
Hits:	4, vs. Vanderbilt (3/21/15)
RBI:	3, vs. Alabama A&M (4/15/15)
Doubles:	2, at Samford (3/31/15)
Triples:	1, four times
HR:	1, four times
Hit Streak:	9 (3/17-3/31/15)
Reach Base:	11 (4/15-5/1/15)

MULTI-HIT GAMES	
Year	2 3 4 5+ Total
2014	8 -- -- -- 8
2015	7 5 1 -- 13
Totals	15 5 1 -- 21

MULTI-RBI GAMES	
Year	2 3 4 5+ Total
2014	8 -- -- -- 8
2015	7 2 -- -- 9
Totals	15 2 -- -- 17

ALL GAMES

Year	Avg	GP	GS	AB	R	H	2B	3B	HR	RBI	TB	SLG%	BB	HBP	SO	GDP	OB%	SF	SH	SB	ATT	PO	A	E	FLD%
2014	.281	45	39	121	12	34	5	1	1	12	44	.364	17	0	23	1	.370	0	2	1	2	25	0	1	.962
2015	.298	57	55	205	28	61	12	3	3	38	88	.429	24	1	39	6	.368	4	1	1	5	439	33	2	.996
TOTAL	.291	102	94	326	40	95	17	4	4	50	132	.405	41	1	62	7	.368	4	3	2	7	464	33	3	.994

SEC GAMES ONLY

Year	Avg	GP	GS	AB	R	H	2B	3B	HR	RBI	TB	SLG%	BB	HBP	SO	GDP	OB%	SF	SH	SB	ATT	PO	A	E	FLD%
2014	.290	22	21	62	5	18	2	0	1	5	23	.371	7	0	15	1	.362	0	1	0	1	0	0	0	.000
2015	.296	30	30	115	15	34	6	1	1	20	45	.391	8	0	29	2	.333	3	0	0	2	228	21	2	.992
TOTAL	.294	52	51	177	20	52	8	1	2	25	68	.384	15	0	44	3	.344	3	1	0	3	228	21	2	.992





J.J. SHAFER

15

POSITION
Outfielder

CLASS
Junior

BATS / THROWS
R/R

HEIGHT - WEIGHT
5-10 - 175

EXPERIENCE
2L

HOMETOWN
Auburn, Ala.

HIGH SCHOOL
Auburn

2015 – SOPHOMORE YEAR

Appeared in 42 games with 11 starts ... Hit .259 with a .348 OBP ... Tied for fourth on the team with five stolen bases ... Had a season high three hits against Oklahoma State (2/28) with two RBI and a stolen base ... Tied a season high with two RBI against Xavier (3/8) ... Went 1-for-3 against Georgia Tech (3/24) with a stolen base ... Appeared in every game of the SEC Tournament and Regionals as a pinch runner

2014 - FRESHMAN YEAR

Played in 40 games as a freshman ... Opening-day starter in center field ... Made 10 total starts (3 CF, 3 LF, 4 RF) ... Went 1-4 with a run, a walk and 2 steals in career debut vs. Indiana State (2/14) ... One of two players with multiple triples (2) ... RBI triple vs. Coppin State (3/19) ... Tripled and scored in win over Missouri (3/29) ... Successful on 4-of-5 stolen base attempts ... Perfect in 39 chances in the outfield

HIGH SCHOOL

Played at Auburn High School under head coach Matt Cimo ... Was an all-state honorable mention and all-area team selection ... Helped AHS to state semifinals as a senior ... Career .406 hitter for the Tigers with a .471 on-base percentage at 33 stolen bases ... Hit .428/.480/.605 as a senior with 36 runs, 65 hits, 34 RBI and 5 HR along with 21 stolen bases ... Also competed as a diver on the school's swimming & diving team, finishing fourth at the state meet ... Member of National Honor Society ... Played summer ball with Primer Baseball and head coach Matt Hornsby.

PERSONAL

Jeffrey Scott Shaffer Jr. ... Parents are Jeff and Jenny Shaffer ... Father is the Auburn University head diving coach ... Has two sisters, Amy and Kelly ... Amy ran track and cross country at Auburn, and Kelly played soccer at Samford ... Major: fitness, conditioning and performance.

CAREER HIGHS

At Bats: 5, two times
Runs: 2, two times
Hits: 3, vs. Oklahoma State (2/28/15)
RBI: 2, two times
Doubles: --
Triples: 1, two times
HR: --
Hit Streak: 5 (2/15-2/28/15)
Reach Base: 5 (2/15-2/28/15)

MULTI-HIT GAMES

Year	2	3	4	5+	Total
2014	2	--	--	--	2
2015	1	1	--	--	2
Totals	3	1	--	--	4

MULTI-RBI GAMES

Year	2	3	4	5+	Total
2014	--	--	--	--	--
2015	2	--	--	--	2
Totals	2	--	--	--	2

ALL GAMES

Year	Avg	GP	GS	AB	R	H	2B	3B	HR	RBI	TB	SLG%	BB	HBP	SO	GDP	OB%	SF	SH	SB	ATT	PO	A	E	FLD%
2014	.160	40	10	50	8	8	0	2	0	2	12	.240	3	4	14	1	.263	0	1	4	5	39	0	0	1.000
2015	.259	42	11	58	7	15	0	0	0	7	15	.259	3	5	15	1	.348	0	2	5	7	30	0	0	1.000
TOTAL	.213	82	21	108	15	23	0	2	0	9	27	.250	6	9	29	2	.309	0	3	9	12	69	0	0	1.000

SEC GAMES ONLY

Year	Avg	GP	GS	AB	R	H	2B	3B	HR	RBI	TB	SLG%	BB	HBP	SO	GDP	OB%	SF	SH	SB	ATT	PO	A	E	FLD%
2014	.130	20	4	23	2	3	0	1	0	1	5	.217	2	2	7	1	.259	0	0	1	2	20	0	0	1.000
2015	.103	18	5	29	3	3	0	0	0	0	3	.103	2	1	10	0	.188	0	1	0	0	12	0	0	1.000
TOTAL	.115	38	9	52	5	6	0	1	0	1	8	.154	4	3	17	1	.220	0	1	1	2	32	0	0	1.000



KEEGAN THOMPSON

7

POSITION

Right-Handed Pitcher/
Infielder

CLASS

Junior

BATS / THROWS

R/R

HEIGHT - WEIGHT

6-2 - 197

EXPERIENCE

2L

HOMETOWN

Cullman, Ala.

HIGH SCHOOL

Cullman

batters across a 2-game stretch (last 5 inn. vs. Texas A&M, 1st 4 innings at Tennessee) ... Saddled with no-decision as bullpen couldn't hold lead as he went 8.0 innings against South Carolina (4/19)

HIGH SCHOOL

Played for Cullman High School under coach Brent Patterson ... Summer team was Alabama Seminoles with coach Jerry Hendricks ... Gatorade Alabama State Player of the Year in 2011 and 2013 ... Named a high school All-American in 2011, 2012 and 2013 ... Won two gold medals with USA Baseball with their 16U and 18U teams ... No. 2 overall player in Alabama and No. 1 pitcher according to Perfect Game ... Ranked the No. 63 overall prospect and No. 18 pitcher in the nation ... 2013 Rawlings First-Team All-American ... Southeast Region First Team ... 2012 Perfect Game Underclass First-Team All-American ... Rated the No. 14 overall prospect for the 2016 MLB Draft by Perfect Game.

PERSONAL

Keegan Cole Thompson ... Parents are Jerry and Phyllis Thompson ... Has a brother, Chase ... Major: interdisciplinary studies.

2016 - JUNIOR YEAR

Will redshirt and miss the 2016 season due to injury

2015 - SOPHOMORE YEAR

Appeared in 12 games on the mound with 11 starts ... Started three games as designated hitter and one at first base ... Second on the team with seven wins adding a 3.10 ERA ... Had a 7-3 record with one save ... Third on the team in innings pitched logging 69.2 innings with 62 strikeouts ... Led the team with two complete games on the mound ... Held opponents to a .235 batting average ... Named to Golden Spikes Watch List ... Named SEC Pitcher of the Week on April 13 for his complete game effort on the road against No. 1 LSU ... Picked up his first win of the season against Binghamton (2/13) lasting four innings with five strikeouts ... Pitched seven innings with nine strikeouts in a win against Georgia Tech (2/24) ... Had a season high 12 strikeouts in 7.1 innings in a win against Alabama (3/3) in the Capitol City Classic ... Had a triple and an RBI in two at-bats against UAB (3-17) ... Had eight strikeouts against Vanderbilt (3/20) in 6.2 innings ... Lasted all nine innings in a win against Arkansas (4/4) with nine strikeouts ... Added a second consecutive complete game in a road win against LSU (4/11) with three strikeouts ... Picked up his lone save against Mercer in the Regionals with 2.1 innings pitched and two strikeouts

2014 - FRESHMAN YEAR

Named a Freshman All-American by Collegiate Baseball, Baseball America and Perfect Game ... First Auburn freshman to earn multiple freshman All-America honors since 2008 ... Named the SEC All-Freshman team ... Pitched in 14 games with 12 starts ... Struck out 73 batters in 89.2 innings pitched ... Hit .244 with 13 RBI and four extra base hits in 37 games ... Held opponents to a .192 batting average against ... Made 33 total starts including 28 at first base and four as designated hitter ... Led the Auburn starting rotation with an earned run average of 2.01 ... Posted a record of 5-3 with two complete games ... Went the distance against both Presbyterian and Texas A&M, earning the win both times ... Struck out a season-high 10 in win over Aggies ... Recorded his first career save with five strike outs in two innings of work against Alabama on April 11 ... Posted a record of 2-3 with a 2.87 ERA in SEC games ... Struck out 52 batters in 59 innings of work in league play ... Struck out nine over 5.2 innings on two hits with no earned runs in collegiate debut against UConn on Feb. 16 ... Pitched first one-hitter for Auburn in 12 years in third career start vs. Presbyterian (3/1) ... Had a streak of 20.0 scoreless innings over three games (Presbyterian, Mercer, Texas A&M) ... Pitched two complete games in first five career starts ... Retired 26 of 27

THOMPSON AT A GLANCE

CAREER RECORD

at Plainsman Park.....	7-2
On Road / Neutral Site	4-4
vs. SEC.....	7-5
vs. SEC West.....	5-2
vs. SEC East.....	2-0

CAREER HIGHS

Innings.....	9.0, four times
Hits.....	10, at Texas A&M (3/13/15)
Runs.....	6, three times
Earned Runs.....	5, three times
Walks.....	4, two times
Strikeouts.....	12, vs. Alabama (3/3/15)
Pitches.....	130, at Texas A&M (3/13/15)

CAREER HIGHS

At Bats:	5, 4x, at Ole Miss (4/4/14)
Runs:	2, vs. Alabama A&M (2/25/14)
Hits:	2, 7x, vs. Bethune-Cookman (5/6/14)
RBI:	1, 15 times
Doubles:	1, 3x, vs. Bethune-Cookman (5/6/14)
Triples:	1, two times
HR:	1, at Mississippi State (3/29/15)
Hit Streak:	5 (3/19-3/29/14)
Reach Base	6 (3/19-3/29/14)

MULTI-HIT GAMES

Year	2	3	4	5+	Total
2014	7	--	--	--	7
2015	--	--	--	--	--
Totals	7	--	--	--	7

MULTI-RBI GAMES

Year	2	3	4	5+	Total
2014	--	--	--	--	--
2015	--	--	--	--	--
Totals	--	--	--	--	--

ALL GAMES

Year	ERA	W	L	App	GS	CG	SHO	CBO	SV	IP	H	R	ER	BB	SO	2B	3B	HR	BF	B/Avg	WP	HBP	BK	SFA	SHA
2014	2.01	5	3	14	12	2	1	0	1	89.2	61	23	20	23	73	11	0	0	352	.192	5	3	0	3	6
2015	3.10	7	3	12	11	2	0	3	1	69.2	61	26	24	16	62	14	3	5	286	.235	1	3	0	3	4
TOTAL	2.49	12	6	26	23	4	1	3	2	159.1	122	49	44	39	135	25	3	5	638	.211	6	6	0	6	10

Year	Avg	GP	GS	AB	R	H	2B	3B	HR	RBI	TB	SLG%	BB	HBP	SO	GDP	OB%	SF	SH	SB	ATT	PO	A	E	FLD%
2014	.244	37	33	123	13	30	3	1	0	13	35	.285	4	1	21	2	.273	0	3	1	1	244	27	3	.989
2015	.182	5	4	11	2	2	0	1	1	2	7	.636	1	0	2	1	.250	0	0	0	0	7	9	2	.889
TOTAL	.239	42	37	134	15	32	3	2	1	15	42	.313	4	1	23	3	.271	0	3	1	1	251	36	5	.983

SEC GAMES ONLY

Year	ERA	W	L	App	GS	CG	SHO	CBO	SV	IP	H	R	ER	BB	SO	2B	3B	HR	BF	B/Avg	WP	HBP	BK	SFA	SHA
2014	2.87	2	3	10	8	1	0	0	1	59.2	52	20	19	18	52	9	0	0	249	.234	4	3	0	2	4
2015	3.09	4	2	7	7	2	0	1	0	43.2	38	16	15	12	34	10	1	5	178	.235	1	1	0	0	3
TOTAL	2.96	6	5	17	15	3	0	1	1	103.1	90	36	34	30	86	19	1	5	427	.234	5	4	0	2	7

Year	Avg	GP	GS	AB	R	H	2B	3B	HR	RBI	TB	SLG%	BB	HBP	SO	GDP	OB%	SF	SH	SB	ATT	PO	A	E	FLD%
2014	.216	16	13	51	3	11	0	0	0	7	11	.216	2	1	10	0	.259	0	1	0	0	101	14	2	.983
2015	.200	3	2	5	1	1	0	0	1	1	4	.800	1	0	2	0	.333	0	0	0	0	1	7	2	.800
TOTAL	.214	19	15	56	4	12	0	0	1	8	15	.268	3	1	12	0	.267	0	1	0	0	102	21	4	.969





KEEGAN THOMPSON'S CAREER APPEARANCES

*-Starter

2014 - FRESHMAN YEAR

Date	Opp (Res.)	DEC	QS	IP	H	R	ER	BB	SO	HR	ERA	PIT/STK
2/16	*vs. UConn (W, 7-3)	W	--	5.2	2	1	0	2	9	0	0.00	96/60
2/23	*EAST TENNESSEE STATE (L, 2-3)	--	X	8.1	4	2	1	0	5	0	0.64	83/62
3/1	*PRESBYTERIAN (W, 3-0)	W	X	9.0	1	0	0	0	5	0	0.39	90/68
3/8	*MERCER (W, 4-1)	W	X	7.0	2	0	0	3	2	0	0.30	77/46
3/15	*TEXAS A&M (W, 5-2)	W	X	9.0	4	2	2	1	10	0	0.69	121/81
3/22	*at Tennessee (W, 4-2)	W	X	7.1	5	1	1	2	2	0	0.78	108/68
3/28	*MISSOURI (L, 2-4)	--	X	6.0	7	2	2	4	9	0	1.03	104/71
4/5	*at Ole Miss (L, 0-6)	L	--	5.2	9	6	5	3	1	0	1.71	97/61
4/11	at Alabama (W, 2-1)	S	--	2.0	1	0	0	0	5	0	1.65	41/31
4/13	at Alabama (L, 3-4)	L	--	2.2	3	1	1	0	3	0	1.72	38/26
4/19	*SOUTH CAROLINA (L, 2-3)	--	X	8.0	8	1	1	1	5	0	1.66	123/78
4/26	*at Arkansas (L, 3-4)	--	X	7.0	7	2	2	2	6	0	1.74	103/70
5/3	*MISSISSIPPI STATE (L, 0-3)	L	X	7.0	5	3	3	2	4	0	1.91	95/65
5/11	*at Kentucky (L, 5-6 [10])	--	--	5.0	3	2	2	3	7	0	2.01	80/51

2015 - SOPHOMORE YEAR

Date	Opp (Res.)	DEC	QS	IP	H	R	ER	BB	SO	HR	ERA	PIT/STK
2/13	*BINGHAMTON (W, 2-0)	W	--	4.0	1	0	0	0	5	0	0.00	53/35
2/17	*at South Alabama (L, 4-7)	L	--	5.1	8	6	5	1	0	0	4.82	81/54
2/24	*GEORGIA TECH (W, 7-1)	W	X	7.0	6	1	1	0	9	0	3.31	95/74
3/3	*vs. Alabama (W, 5-3)	W	X	7.1	7	3	3	1	12	0	3.42	117/88
3/13	*at Texas A&M (L, 2-6)	L	--	7.0	10	6	5	4	4	1	4.11	130/84
3/20	*VANDERBILT (W, 6-4)	W	X	6.2	7	3	3	3	8	1	4.10	113/76
3/28	*at Mississippi State (W, 4-0)	W	X	8.0	4	0	0	1	5	0	3.38	121/81
4/4	*ARKANSAS (W, 3-2)	W	X	9.0	6	2	2	2	9	0	3.15	116/84
4/11	*at LSU (W, 6-1)	W	X	9.0	6	1	1	1	3	1	2.84	113/79
4/18	*OLE MISS (L, 2-7)	L	--	2.0	3	3	3	1	3	0	3.17	38/27
5/16	*at Florida (L, 1-3)	--	--	2.0	2	1	1	0	2	1	3.21	29/19
5/30	vs. Mercer (W, 1-0)	S	--	2.1	1	0	0	2	2	0	3.10	31/19



ISAAC YARBROUGH

25

POSITION
Left-Handed Pitcher

CLASS
Redshirt Junior

BATS / THROWS
L/L

HEIGHT - WEIGHT
5-11 - 203

EXPERIENCE
1L

PREVIOUS SCHOOL
Wallace State

HOMETOWN
Cullman, Ala.

HIGH SCHOOL
Vinemont

2015 – REDSHIRT SOPHOMORE YEAR

Made appearances in 24 games ... Posted a 3.46 ERA ... Only issued 4 walks ... Tossed 26.0 innings ... Longest outing came in NCAA Regional play with 3.0 innings and two strikeouts against Charleston (5/29) ... Recorded 19 strikeouts on the season ... Picked up first save tossing two innings only surrendering one hit at South Carolina (5/2)

JUNIOR COLLEGE

Played at Wallace State Community College for Randy Putnam ... Finished 4-2 with 1.85 ERA last season for the Lions, recording 36 strikeouts in 48.2 innings while issuing just nine walks ... Made 12 appearances, including nine starts ... Suffered season-ending injury after first appearance of sophomore season ... All-Conference selection after freshman season.

HIGH SCHOOL

Played at Vinemont High School for Chad Shannon ... Super All-State in 2011 and 2012 ... Three time All-State selection ... 3A Pitcher of the Year in 2012 ... 3A Hitter of the Year in 2011 ... Combined record of 17-3 with 242 strike outs during his junior and senior seasons ... Hit .520 with four home runs and 63 RBI as a junior.

PERSONAL

Son of Roger and Kelly Yarbrough ... Has one brother, Trevor ... Majoring in Accounting

RENTZ AT A GLANCE

CAREER RECORD

at Plainsman Park.....	0-1
On Road.....	0-1
vs. SEC.....	0-1
vs. SEC West.....	0-0
vs. SEC East.....	0-1

CAREER HIGHS

Innings.....	3.0, vs. College of Charleston (5/29/15)
Hits.....	3, two times
Runs.....	2, three times
Earned Runs.....	2, two times
Walks.....	2, vs. Jacksonville State (3/1/15)
Strikeouts.....	3, vs. Radford (2/21/15)
Pitches.....	36, vs. Alabama (5/10/15)

DALTON RENTZ'S CAREER APPEARANCES

*-Starter

2015 - SOPHOMORE YEAR

Date	Opp (Res.)	DEC	QS	IP	H	R	ER	BB	SO	HR	ERA	PIT/STK
2/14	BINGHAMTON (L, 5-11)	--	--	1.2	2	1	1	0	0	0	5.40	28/17
2/21	RADFORD (W, 6-1)	--	--	2.0	0	0	0	0	3	0	2.45	30/23
3/1	JACKSONVILLE STATE (L, 9-10)	--	--	0.1	2	2	2	2	1	0	6.75	21/12
3/10	SAMFORD (L, 0-7)	--	--	1.2	1	0	0	0	1	0	3.86	18/12
3/14	at Texas A&M (L, 4-10)	--	--	0.0	1	1	1	0	0	0	5.14	2/1
3/17	at UAB (W, 6-4)	--	--	0.2	2	2	0	0	0	0	4.70	14/9
3/21	VANDERBILT (L, 6-7)	L	--	0.2	1	1	1	0	2	0	5.40	15/9
3/25	at Georgia Tech (L, 1-4)	--	--	1.0	0	0	0	0	0	0	4.82	12/9
3/29	at Mississippi State (L, 1-3)	--	--	0.2	0	0	0	1	1	0	4.50	13/8
3/31	at Samford (W, 9-4)	--	--	1.1	1	0	0	0	2	0	3.97	17/13
4/3	ARKANSAS (L, 7-10)	--	--	0.2	0	0	0	0	1	0	3.75	9/6
4/5	ARKANSAS (L, 4-6)	--	--	0.1	0	0	0	0	0	0	3.65	1/1
4/10	at LSU (L, 2-3)	--	--	1.0	0	0	0	0	1	0	3.38	6/5
4/12	at LSU (L, 2-6)	--	--	0.2	0	0	0	0	0	0	3.21	11/7
4/18	OLE MISS (W, 14-0)	--	--	0.2	1	0	0	0	0	0	3.07	6/4
4/25	GEORGIA (W, 4-1)	H	--	2.2	3	1	1	0	1	0	3.12	33/21
5/2	at South Carolina (W, 6-2)	S	--	2.0	1	0	0	0	0	0	2.79	18/14
5/8	ALABAMA (L, 2-4)	--	--	0.1	0	0	0	0	0	0	2.75	5/3
5/10	ALABAMA (L, 4-14)	--	--	2.0	3	2	2	1	2	1	3.32	36/21
5/16	at Florida (L, 1-3)	--	--	0.0	1	1	1	0	0	1	3.74	2/1
5/20	vs. LSU (L, 8-9)	--	--	1.0	0	0	0	0	1	0	3.57	12/11
5/29	vs. College of Charleston (L, 6-7)	L	--	3.0	1	1	1	0	2	1	3.48	34/24
5/31	vs. College of Charleston (L, 2-3)	--	--	0.1	0	0	0	0	0	0	3.46	6/4

ALL GAMES

Year	ERA	W	L	App	GS	CG	SHO	CBO	SV	IP	H	R	ER	BB	SO	2B	3B	HR	BF	B/Avg	WP	HBP	BK	SFA	SHA
2015	3.46	0	2	24	0	0	0	1	1	26.0	22	12	10	4	19	2	2	3	106	.227	0	2	0	2	1

SEC GAMES ONLY

Year	ERA	W	L	App	GS	CG	SHO	CBO	SV	IP	H	R	ER	BB	SO	2B	3B	HR	BF	B/Avg	WP	HBP	BK	SFA	SHA
2015	4.63	0	1	13	0	0	0	1	1	11.2	11	6	6	2	8	1	1	2	49	.250	0	2	0	1	0





BEN #34
BRAYMER LHP

6-2 • 222 • Jr. • JC
Baton Rouge, La. (LSU-Eunice)
L/L

JUNIOR COLLEGE

Played for coach Jeff Willis at LSU-Eunice ... Posted a 9-1 record as a sophomore ... Struck out 138 batters in 94.2 innings ... Posted a 4-1 record as a freshman ... Struck out 29 batters in 30.1 innings pitched ... Earned run average of 3.56 ... Appeared in 10 games with six starts ... Named No. 40 junior college prospect in the country by Perfect Game ... NJCAA Academic All-American ... 2015 NJCAA Region 23 All-Region team ... 2015 NJCAA World Series Most Valuable Pitcher ... Set LSU-Eunice single-season strikeout record with 138 in 2015 ... Led country in strikeouts ... Helped LSU-Eunice to NJCAA National Championship

HIGH SCHOOL

Played at Catholic High in Baton Rouge, La. for Brad Bas ... Ranked as the nation's 154th left-hander out of high school in 2013 ... Ranked as the 31st best player in Louisiana ... 2013 Southeast Region Honorable Mention by Perfect Game ... Helped team to state title as a senior ... Also played for East Coast Grays ... Second team All-District as a senior ... Also played football for two years

PERSONAL

Benjamin John Braymer ... Son of John and Lorilin Braymer ... Has one brother, Jack and one sister, Betsy ... Majoring in Sport Coaching and Business



NIKO #24
BUENTELLO IF

6-4 • 242 • Jr. • JC
Lewisville, Texas (Grayson College)
L/R

JUNIOR COLLEGE

Played at Grayson College in Denison, Texas for Dusty Hart ... Hit .394 with 10 home runs as a sophomore ... Also notched 66 RBI and 41 runs ... Played freshman season at Oklahoma ... Hit .276 in 44 games with 18 RBI and 17 runs scored ... Named No. 28 JUCO prospect in country by Perfect Game ... Named to all-conference team in 2015

HIGH SCHOOL

Played at Lewisville High School in Lewisville, TX ... All-District Team selection all four years ... Named Area Newcomer of the Year as a freshman ... Hit 30 career home runs ... Also played for D-Bat ... Owns Lewisville HS records for home runs, doubles and RBI ... Also played basketball

PERSONAL

Born in Dallas, Texas ... Son of Adolfo and Julie Buentello ... Has one sibling, Nathan Hale ... Nathan is a professional motocross rider ... Majoring in public administration



COLTON #18
CAMPBELL LHP

6-0 • 156 • Fr. • HS
Orlando, Fla. (Orangewood Christian)
L/L

HIGH SCHOOL

Played at Orangewood Christian in Orlando, Fla. for coach Scott Hillnski ... Rated as the No. 50 left handed pitcher nationally by Perfect Game ... Selected as a 2012 and 2013 Underclass Honorable Mention ... Selected as 2014 Perfect Game Honorable Mention All-American Florida — All Region second team

PERSONAL

Born in Longwood, Fla. ... Son of Tammy and Mike Barclay ... Has one brother, Kyle and one sister, Ashlynn ... Majoring in interdisciplinary studies



GORDON #39
CARDENAS RHP

5-10 • 194 • Jr. • JC
Manhattan Beach, Calif. (Fullerton College)
R/R

JUNIOR COLLEGE

Played at Fullerton College ... Pitched in 15 games with a 3-7 record ... notched 75.1 innings pitched with a 3.94 ERA and 35 strikeouts ... Also had one complete game ... Played freshman season at Hawaii ... Made 13 appearances out of the bullpen ... Posted an 0-2 record in 23.1 innings with 13 strikeouts

HIGH SCHOOL

Played at Mira Costa High School in Manhattan Beach, Calif. ... Named second team all-state and league pitcher of the year in 2010 ... Ranked in the top 200 pitchers in the nation and top 25 in California by Perfect game in 2013 ... Selected as a Rawlings honorable mention All-American in 2013 ... Posted an 8-3 record with a 1.50 ERA ... Played one year for the Milwaukee Brewers Scout Team Elite ... first team All-League

PERSONAL

Born in Los Angeles, Calif. ... Son of Gus and Anna Cardenas ... Has one sister, Hayley ... majoring in public administration



DAINO DEAS #4
IF
5-11 • 170 • Fr. • HS
Lilburn, Ga. (Parkview)
R/R

HIGH SCHOOL

Attended Parkview High School in Lilburn, Ga. ... Helped Parkview to the 2015 state title ... Played for Team Elite ... Ranked as the No. 281 player in the country and the 40th shortstop overall ... Ranked as the No. 30 player in Georgia ... Named 2015 Perfect Game Honorable Mention All-American Southeast - All Region 2nd Team ... Named 2014 Underclass High Honorable Mention ... Also 2013 Underclass Honorable Mention by Perfect Game ... Hit .410 with 23 RBI and 43 runs scored as a senior ... Also had 11 stolen bases ... Hit .320 as a junior with two home runs, 37 RBI and 39 runs scored ... Hit .308 with two home runs and 21 RBIs as a sophomore ... ABCA All-American ... First team All-Region

PERSONAL

Daino Deas II ... Son of Daino Deas Sr. and Kelly Deas ... Has one brother, Noah and two sisters, Faith and Joy ... Majoring in journalism



JONATHAN FOSTER #8
C/IF
5-11 • 205 • Fr. • HS
LaGrange, Ga. (Troup County)
R/R

HIGH SCHOOL

Played at Troup County High School in LaGrange, Ga. for coach Craig Garner ... Hit .385 as a junior with seven home runs and 23 RBI ... Also scored 18 runs ... Highly-rated football player ... Ranked among the top catchers in the state of Georgia ... Played for Chain Baseball Academy out of Columbus, Ga. ... Named to WWBA All-Tournament Team ... 2014 Underclass Honorable Mention by Perfect Game ... 2015 Southeast Region Honorable Mention by Perfect Game ... Helped high school team to final four appearances in 2012 and 2013

PERSONAL

Jonathan Austin Foster ... Son of Robert Foster and Angelique Woodyard ... Has one sister, Olivia Foster and one brother, Thomas Woodyard ... Majoring in Wildlife Ecology and Management




JEREMY JOHNSON #2
OF
5-10 • 171 • Fr. • HS
Suwanee, Ga. (Lambert)
R/R

HIGH SCHOOL

Played at Lambert High School in Suwanee, Ga. for Jamie Carr ... Also a standout football player ... Ranked in the top 500 players nationally ... No. 115 in Georgia ... Top 20 outfielder in Georgia ... 2015 Perfect Game Honorable Mention All-American Southeast - All Region 2nd Team ... 2013-14 Perfect Game Underclass Honorable Mention ... Also played for 6-4-3 DP Academy ... Helped Lambert to a Georgia Class 6A state championship in 2014 ... Batted .360 with 58 runs scored, 36 hits and 17 RBI as a junior ... Named to Rawlings All-6-4-3 Defensive Team ... All-Region as a sophomore, junior and senior ... As a senior he hit .333 with 10 RBI and 24 runs in 18 games

PERSONAL

Son of Washington and Marquette Johnson ... has two sisters, Ashley and Christina ... majoring in communications ... Christina played basketball at Lee University ... distant cousin of NFL veteran Jerricho Catchery ... Avid chess player



GABE KLOBOSITS #40
RHP
6-7 • 260 • Jr. • JC
Katy, Texas (Galveston College)
R/R

JUNIOR COLLEGE

Played for Chris Joblin at Galveston College in Galveston, Texas ... Posted a 7-2 record in 13 appearances with a 2.33 ERA as a sophomore ... Also had 82 strikeouts in 77.1 innings pitched ... Drafted in the 25th round (No. 764 overall) of the 2014 MLB First-Year Player Draft by the Boston Red Sox ... Made 16 appearances as a freshman with a 8-0 record ... Recorded an ERA of 0.85 with 42 strikeouts in 31.2 innings ... Named No. 53 junior college prospect in country by Perfect Game ... All-Region selection in 2015

HIGH SCHOOL

Prepped at Pope John XXIII in Katy, Texas for Justin Griner ... Posted a 0.86 ERA as a senior ... Struck out 34 batters in 24.1 innings ... Ranked 66th in the ESPN100 as a senior in 2013 ... Ranked No. 183 in Texas as a senior

PERSONAL

Full name: Gabriel Michael Klobosits ... Son of Terry and Michael Klobosits ... Has one brother, Clint ... Born in Houston, Texas ... Father played baseball at Adelphi University ... Majoring in supply chain management



JACK #36
MCPHERSON C
 5-11 • 185 • Fr. • HS
 Mt. Brook, Ala. (Mt. Brook)
 L/R

HIGH SCHOOL

Played at Mountain Brook High School in Mountain Brook, Ala. ... 2015 Perfect Game Honorable Mention All-American Southeast - All Region 2nd Team ... Selected on the 2015 ASWA 7A All-State team ... Also named 2015 ASWA 7A hitter of the year ... Hit .667 as a senior with 25 RBI and three home runs ... Rated the seventh best player in the state of Alabama ... Ranks as the No. 38 catcher in the country ... Top 400 player according to Perfect Game ... 2014 Underclass High Honorable Mention by Perfect Game ... Also played for East Coast Baseball ... participated in 2014 Alabama All-Star Sports Week

PERSONAL

Full name is Jacob Kenneth McPherson ... Born in Houston, Texas... Sone of Ken and Kristin McPherson ... Has three siblings Henry, Maggie and Helen ... Majoring in business



ANDREW #12
MITCHELL LHP
 6-1 • 197 • R-So. • JC
 New Orleans, La. (Delgado)
 L/L

JUNIOR COLLEGE

Played for Delgado College in New Orleans, La. for coach Joe Scheurmann ... Posted a 7-2 record in 13 appearances as a freshman ... Also had 56 strikeouts in 47.1 innings pitched ... Redshirted at LSU in 2014 ... Named a preseason top JUCO pitching prospect by Perfect Game in 2015 ... Honored as Northwoods League Top Pitching Prospect

HIGH SCHOOL

Played at Jesuit High School in New Orleans, La. for coach Joey Latino ... Posted a 2-0 record with three saves as a senior ... Had a 1.34 ERA ... Recorded 51 strikeouts in 36.2 innings pitched ... also played football in high school

PERSONAL

Born in New Orleans, La. ... son of Jeff Mitchell, Liz Hoffman and Monica Sanchez ... Has three siblings: Emily, Catherine and Henry ... Majoring in management



CASEY #32
MIZE RHP
 6-3 • 190 • Fr. • HS
 Springville, Ala. (Springville)
 R/R

HIGH SCHOOL

Played at Springville High School in Springville, Ala. ... 2015 Perfect Game Honorable Mention All-American Southeast - All Region 2nd Team ... Ranked No. 300 in the nation ... No. 4 player in Alabama ... Second ranked pitcher in Alabama ... 108th best pitcher in the country ... 2014 Underclass High Honorable Mention by Perfect Game ... Played for Team Georgia Baseball Academy ... Named to the 2014 WWBA National Qualifier All-Tournament team ... Posted a 19-2 record in his high school career ... Went 3-0 as a senior with 34 strikeouts and 1.83 ERA ... three-time All-Area selection ... Selected to North-South All-Star Game as a junior

PERSONAL

Son of Jason and Rhonda Mize ... Has one brother, Cody ... Majoring in Fitness, Conditioning and Performance



JOSHUA #3
PALACIOS OF
 6-1 • 193 • Jr. • JC
 Brooklyn, N.Y. (San Jacinto College)
 L/R

JUNIOR COLLEGE

Played at San Jacinto College in Pasadena, Texas for coach Tom Arrington ... Drafted in the 31st round (935th overall) by the Cincinnati Reds of the 2014 draft ... Hit .376 as a freshman with six doubles and 26 RBI ... scored 33 runs ... Totaled 62 hits ... As a sophomore hit .364 with 12 doubles, nine triples and 36 RBI ... Also scored 61 runs with 29 stolen bases ... Named No. 37 JUCO prospect in the country by Perfect Game ... All-Region selection in 2015

HIGH SCHOOL

Prepped at High School of Telecommunication Art and Technology in Brooklyn ... Named New York Daily News player of the year in 2013 ... Led Telecomm to a PSAL Class A city championship ... As a senior, hit .667 with six doubles, two triples, four homers and 17 RBI ... Ranked in the top 130 junior college prospects by Perfect Game ... Top 10 prospect in the Atlantic Collegiate League ... 2013 All-Northeast Region First Team by Perfect Game ... No. 14 player in New York ... Among top 500 players in the country for class of 2013 ... Also ran track

PERSONAL

Born in Brooklyn, N.Y. ... Son of Richard and Lianne Palacios ... Has one brother, Richard Jr. ... Uncle, Rey Palacios, played three years in the majors for Kansas City from 1988-90 ... majoring in public administration ... Father played in Detroit Tigers minor league system



TAVO #38
RODRIGUEZ LHP
 6-4 • 215 • Jr. • JC
 El Paso, Texas (Navarro College)
 L/L

JUNIOR COLLEGE

Played at Navarro College in Corsicana, Texas for Matt Pdjenski ... Posted a 5-3 record with 43 strikeouts in 51 innings pitched as a sophomore ... Spent freshman season at Oklahoma ... Pitched in five games with one start ... Posted a 1-0 record ... Struck out five in 6.2 innings pitched ... Named No. 34 JUCO prospect in country by Perfect Game ... Rated at No. 16 player in Cal Ripken Summer League in 2014

HIGH SCHOOL

Earned four letters under Andy Powers at Franklin High School ... named Collegiate Baseball All-El Paso 2013 Pitcher of the Year ... 2013 All-State ... 2010 El Paso Newcomer of the Year ... 2012-2013 Perfect Game All-American ... 200+ strikeouts and batted .446 for his career ... Also played for D-Bat (Dallas) under Pat Leach ... Ranked among the top 500 players in the country in 2013 ... No. 98 player in Texas ... Drafted in 33rd round (993rd overall) of 2013 draft by Chicago White Sox

PERSONAL

Octavio Rodriguez ... Born in El Paso, Texas ... Son of Merced and Dora Rodriguez ... Has two siblings, Karime and Daniela ... Majoring in Physical Activity and Health ... skilled dodge ball player ... cousin Eddie Menchara is coach in Seattle Mariners system



ALAN #9
SMITH IF
 6-1 • 186 • Fr. • HS
 Ft. Payne, Ala. (Ft. Payne)
 R/R

HIGH SCHOOL

Played at Ft. Payne High School in Ft. Payne, Ala. ... Named 2015 Southeast Region Honorable Mention by Perfect Game ... 2015 Class 6A First Team All-State ... 2014 Honorable Mention All-State ... first team All-Class 5A in 2014 ... Hit .482 with 26 RBI and 31 runs as a senior ... Also had 81 hits and 12 stolen bases ... Hit .414 with two home runs and 16 RBI as a junior ... Scored 22 runs with nine stolen bases ... Also played football ... Named to 2014 WWBA All-Tournament team ... Also played for Excel Blue Wave ... All-Region football selection in 2013-14

PERSONAL

Born in Huntsville, Ala. ... Son of Mike and Tina Smith ... Has one brother, Blake ... majoring in communications ... father played baseball at North Alabama



DANIEL #28
SPRINKLE RHP
 6-4 • 226 • Fr. • HS
 Pine Bluff, Ark. (White Hall)
 R/R

HIGH SCHOOL

Played at White Hall High School in White Hall, Arkansas ... 2015 Perfect Game Honorable Mention ... All-American Southeast - All Region 1st Team ... Rated the No. 222 player in the country ... No. 76 right-handed pitcher in the nation ... No. 3 player in Arkansas ... Also played football and basketball ... Rated a three-star athlete by Rivals.com as a football recruit ... Rated a three-star defensive end/tight end by 247 Sports ... Helped White Hall to its third 5A state championship in four years ... Named 5A tournament MVP in 2013 and 2014 ... Won state championship clinching game in 2014 ... Also played for local American Legion team

PERSONAL

Born in Pine Bluff, Arkansas ... Son of Billy and Sheila Sprinkle ... Has two brothers, Aaron and Jeremy ... Jeremy is a tight end on the Arkansas football team ... Aaron was an all-conference offensive lineman at Ouachita Baptist in Arkansas from 2011-14 ... majoring in psychology



KEATON #33
WEISZ IF
 5-9 • 148 • Fr. • HS
 La Jolla, Calif. (La Jolla Country Day)
 R/R

HIGH SCHOOL

Played at La Jolla Country Day in La Jolla, Calif. ... Rated the No. 105 player in California and the No. 15 shortstop ... Named 2015 Perfect Game Honorable Mention All-American ... Hit .309 in 31 games as a senior ... Also scored 26 times with 16 stolen bases ... Hit .357 as a junior with 13 runs scored and 11 stolen bases333 career hitter in high school with 30 RBI and 38 stolen bases ... All-Coastal Conference ... School record for triples in a season ... Posted the fastest 60 time at USA Baseball 17U tournament in 2014 with a 6.47

PERSONAL

Born in San Diego, Calif. ... Son of Jonathan and Kimberly Weisz ... Has four siblings: Zachary, Chandler, Jessica and Alfonso ... Keaton, Zachary and Chandler are triplets ... Zachary plays baseball at Cal State Fullerton while Chandler plays at St. Mary's ... majoring in business/marketing





2015 TEAM STATS



2015 Auburn Baseball Overall Statistics for Auburn (as of Jun 04, 2015) (All games Sorted by Batting avg)



Record: 36-26 Home: 25-11 Away: 8-11 Neutral: 3-4 SEC: 13-17

Player	avg	gp-gs	ab	r	h	2b	3b	hr	rbi	tb	slg%	bb	hp	so	gdp	ob%	sf	sh	sb-att	po	a	e	fld%	
10 Grier, Anfernee	.323	62-62	254	41	82	22	3	1	20	113	.445	22	7	61	7	.391	1	3	9-16	158	0	6	.963	
5 Gray, Melvin	.304	48-43	161	30	49	8	0	1	23	60	.373	17	2	29	1	.372	3	7	18-21	68	128	8	.961	
20 Robert, Daniel	.298	57-55	205	28	61	12	3	3	38	88	.429	24	1	39	6	.368	4	1	1-5	439	33	2	.996	
6 Haecker, Damon	.271	62-61	214	35	58	8	2	1	22	73	.341	40	9	37	3	.404	2	4	1-8	98	74	5	.972	
1 Logan, Blake	.261	59-50	180	25	47	17	2	0	28	68	.378	15	6	25	5	.329	6	3	3-6	344	30	3	.992	
17 Nulph, Cody	.258	62-62	217	30	56	11	1	3	33	78	.359	13	6	47	4	.315	2	7	1-3	85	163	12	.954	
43 Deese, Kyler	.254	59-49	177	27	45	10	1	2	27	63	.356	24	5	23	3	.357	1	3	3-6	102	65	13	.928	
23 Ebert, Jordan	.254	54-39	142	25	36	4	0	3	24	49	.345	26	6	30	1	.386	2	6	7-9	51	3	2	.964	

19 Burgreen, Jackson	.281	30-15	64	7	18	1	2	0	7	23	.359	8	0	9	0	.361	0	3	5-8	43	0	0	1.000	
11 Gillikin, Sam	.271	54-30	96	8	26	4	1	1	10	35	.365	13	1	30	1	.364	0	2	5-5	39	2	0	1.000	
15 Shaffer, J.J.	.259	42-11	58	7	15	0	0	0	7	15	.259	3	5	15	1	.348	0	2	5-7	30	0	0	1.000	
8 Murphy, Austin	.245	22-18	49	11	12	1	1	0	3	15	.306	8	2	15	0	.373	0	1	3-3	0	0	0	.000	
35 Decker, Bo	.243	20-9	37	6	9	4	0	0	8	13	.351	3	1	9	0	.302	2	0	0-1	25	1	1	.963	
2 Polston, Alex	.242	31-16	66	6	16	3	0	0	7	19	.288	5	0	17	3	.296	0	1	0-0	12	34	3	.939	
36 Tackett, Hunter	.239	17-15	46	6	11	3	1	2	10	22	.478	4	4	11	0	.345	1	0	1-1	0	0	0	.000	
22 Craft, Ben	.222	28-16	45	7	10	1	0	0	3	11	.244	4	2	8	2	.308	1	2	0-1	109	8	0	1.000	
7 Thompson, Keegan	.182	5-4	11	2	2	0	1	1	2	7	.636	1	0	2	1	.250	0	0	0-0	7	9	2	.889	
21 Smith, Dylan	.000	4-2	6	0	0	0	0	0	0	0	.000	0	0	5	0	.000	0	0	0-0	0	0	0	.000	
42 Negron, Ricky	.000	5-0	1	0	0	0	0	0	0	0	.000	2	0	0	0	.667	0	0	0-0	1	0	0	1.000	
41 Mason, Sam	.000	1-1	0	0	0	0	0	0	0	0	.000	0	0	0	0	.000	0	0	0-0	1	0	0	1.000	
Totals	.273	62	2029	301	553	109	18	18	272	752	.371	232	57	412	38	.359	25	45	62-100	1643	610	61	.974	
Opponents	.248	62	2085	254	517	87	12	33	229	727	.349	212	37	465	42	.326	15	27	51-68	1608	652	70	.970	

LOB - Team (480), Opp (479). DPs turned - Team (46), Opp (51). CI - Team (0), Opp (1). IBB - Team (11), Ebert, J. 4, Deese, K. 2, Nulph, C. 2, Gillikin, S. 1, Robert, D. 1, Grier, A. 1, Opp (8). Picked off - Haecker, D. 2, Grier, A. 2, Shaffer, J. 2, Robert, D. 1, Ebert, J. 1, Gray, M. 1, Logan, B. 1, Deese, K. 1.

(All games Sorted by Earned run avg)

Player	era	w-l	app	gs	cg	sho	sv	ip	h	r	er	bb	so	2b	3b	hr	b/avg	wp	hp	bk	sfa	sha		
27 Camp, Justin	2.33	2-1	28	0	0	0/4	8	46.1	40	14	12	24	48	7	1	1	.229	1	3	0	0	2		
49 Lipscomb, Cole	2.53	8-2	16	12	1	0/2	1	92.2	75	31	26	24	91	20	2	7	.216	7	3	1	0	2		
18 Rentz, Dalton	2.60	3-4	24	9	0	0/1	1	62.1	63	30	18	30	52	8	0	5	.258	7	1	1	1	3		
7 Thompson, Keegan	3.10	7-3	12	11	2	0/3	1	69.2	61	26	24	16	62	14	3	5	.235	1	3	0	3	4		
24 Clements, Robby	3.23	5-1	21	4	0	0/1	0	55.2	51	22	20	9	33	8	2	3	.251	2	5	0	4	2		
37 McCord, Rocky	3.81	6-4	17	17	0	0/2	0	89.2	92	44	38	43	67	14	0	3	.270	7	8	0	1	7		
16 Wingenter, Trey	4.28	1-6	21	6	0	0/2	4	54.2	66	31	26	16	46	9	1	2	.297	9	4	0	1	2		

20 Robert, Daniel	0.00	0-0	3	0	0	0/0	0	0.2	4	2	0	2	2	0	0	0	.571	1	1	0	0	0		
34 Deloney, Garrett	0.00	0-0	1	0	0	0/0	0	0.1	1	0	0	0	0	0	0	0	.500	0	0	0	0	0		
25 Yarbrough, Izaac	3.46	0-2	24	0	0	0/1	1	26.0	22	12	10	4	19	2	2	3	.227	0	2	0	2	1		
28 Milliman, Jacob	4.56	2-0	17	0	0	0/2	1	23.2	18	13	12	13	20	0	0	3	.207	3	2	0	1	0		
38 Thompson, Will	4.97	1-0	15	0	0	0/1	0	12.2	10	8	7	10	12	2	1	0	.233	3	2	0	2	3		
12 Davis, Kevin	10.24	1-2	9	3	0	0/1	1	9.2	6	11	11	17	13	1	0	0	.171	1	1	0	0	1		
41 Mason, Sam	13.50	0-1	5	0	0	0/0	0	3.1	6	8	5	3	0	1	0	1	.333	1	1	0	0	0		
33 Maxwell, Andrew	27.00	0-0	2	0	0	0/0	0	0.1	2	2	1	1	0	1	0	0	.500	0	1	0	0	0		
Totals	3.42	36-26	62	62	3	8/8	18	547.2	517	254	208	212	465	87	12	33	.248	43	37	2	15	27		
Opponents	4.30	26-36	62	62	1	1/1	11	536.0	553	301	256	232	412	109	18	18	.273	35	57	6	25	45		

PB - Team (4), Craft, B. 3, Logan, B. 1, Opp (8). Pickoffs - Team (4), McCord, R. 2, Wingenter 1, Clements, R. 1, Opp (11). SBA/ATT - Logan, B. (37-47), Craft, B. (14-18), Rentz, D. (9-14), McCord, R. (10-14), Wingenter (10-13), Camp, J. (7-7), Lipscomb, C. (4-6), Thompson, K. (3-3), Davis, K. (3-3), Yarbrough (2-3), Clements, R. (1-2), Mason, S. (1-1), Thompson, W. (0-1), Milliman, J. (1-1).



**2015 Auburn Baseball
Conference statistics for Auburn (as of May 19, 2015)
(SEC games only Sorted by Batting avg)**



Record: 13-17 Home: 7-8 Away: 6-9 SEC: 13-17

Player	avg	gp-gs	ab	r	h	2b	3b	hr	rbi	tb	slg%	bb	hp	so	gdp	ob%	sf	sh	sb-att	po	a	e	fld%
5 Gray, Melvin	.340	27-27	100	14	34	6	0	0	12	40	.400	11	1	18	1	.411	0	5	10-12	42	85	6	.955
20 Robert, Daniel	.296	30-30	115	15	34	6	1	1	20	45	.391	8	0	29	2	.333	3	0	0-2	228	21	2	.992
10 Grier, Anfernee	.283	30-30	127	13	36	7	1	0	11	45	.354	6	3	32	2	.331	0	1	2-5	83	0	1	.988
43 Deese, Kyler	.277	30-27	94	14	26	8	0	0	13	34	.362	15	2	11	1	.387	0	1	3-4	22	37	8	.881
6 Haecker, Damon	.236	30-30	106	13	25	5	1	0	8	32	.302	16	3	22	1	.349	1	1	0-5	51	22	2	.973
1 Logan, Blake	.233	29-25	90	10	21	8	1	0	10	31	.344	10	5	14	3	.340	1	1	3-5	142	15	1	.994
17 Nulph, Cody	.208	30-30	101	9	21	2	1	1	18	28	.277	6	4	26	4	.274	2	4	0-1	53	77	5	.963
23 Ebert, Jordan	.190	25-16	58	7	11	2	0	0	4	13	.224	10	3	17	0	.333	1	1	1-2	21	1	2	.917

35 Decker, Bo	.313	9-4	16	0	5	1	0	0	2	6	.375	0	0	5	0	.313	0	0	0-1	15	0	0	1.000
19 Burgreen, Jackson	.300	17-6	30	3	9	1	0	0	4	10	.333	4	0	5	0	.382	0	1	2-2	20	0	0	1.000
22 Craft, Ben	.286	12-7	21	3	6	0	0	0	1	6	.286	3	2	4	1	.423	0	0	0-1	56	3	0	1.000
8 Murphy, Austin	.281	13-11	32	8	9	1	1	0	2	12	.375	4	0	8	0	.361	0	0	2-2	0	0	0	.000
11 Gillikin, Sam	.250	26-14	44	6	11	1	1	1	6	17	.386	7	1	13	1	.365	0	2	2-2	19	2	0	1.000
7 Thompson, Keegan	.200	3-2	5	1	1	0	0	1	1	4	.800	1	0	2	0	.333	0	0	0-0	1	7	2	.800
2 Polston, Alex	.188	9-3	16	1	3	0	0	0	0	3	.188	1	0	5	2	.235	0	0	0-0	5	6	1	.917
15 Shaffer, J.J.	.103	18-5	29	3	3	0	0	0	0	3	.103	2	1	10	0	.188	0	1	0-0	12	0	0	1.000
36 Tackett, Hunter	.000	2-1	4	0	0	0	0	0	0	0	.000	0	0	2	0	.000	0	0	0-0	0	0	0	.000
21 Smith, Dylan	.000	1-1	2	0	0	0	0	0	0	0	.000	0	0	2	0	.000	0	0	0-0	0	0	0	.000
42 Negron, Ricky	.000	2-0	0	0	0	0	0	0	0	0	.000	1	0	0	0	1.000	0	0	0-0	0	0	0	.000
41 Mason, Sam	.000	1-1	0	0	0	0	0	0	0	0	.000	0	0	0	0	.000	0	0	0-0	0	0	0	.000
Totals	.258	30	990	120	255	48	7	4	112	329	.332	105	25	225	18	.341	8	18	25-44	786	300	31	.972
Opponents	.260	30	1003	131	261	45	6	17	116	369	.368	116	15	194	24	.344	6	16	32-41	793	320	26	.977

LOB - Team (233), Opp (239). DPs turned - Team (25), Opp (24). IBB - Team (4), Deese, K. 2, Gillikin, S. 1, Grier, A. 1, Opp (7). Picked off - Haecker, D. 2, Robert, D. 1, Ebert, J. 1, Logan, B. 1, Grier, A. 1, Shaffer, J. 1, Gray, M. 1, Deese, K. 1.

(SEC games only Sorted by Earned run avg)

Player	era	w-l	app	gs	cg	sho	sv	ip	h	r	er	bb	so	2b	3b	hr	b/avg	wp	hp	bk	sfa	sha
18 Rentz, Dalton	1.57	1-3	8	4	0	0/1	0	23.0	21	7	4	19	14	1	0	1	.239	1	0	0	0	2
49 Lipscomb, Cole	2.45	4-2	10	8	1	0/1	1	58.2	52	18	16	20	48	16	1	3	.235	5	2	1	0	1
7 Thompson, Keegan	3.09	4-2	7	7	2	0/1	0	43.2	38	16	15	12	34	10	1	5	.235	1	1	0	0	3
27 Camp, Justin	3.71	1-1	14	0	0	0/3	2	26.2	23	13	11	11	21	3	1	1	.230	1	2	0	0	2
37 McCord, Rocky	4.57	3-3	9	9	0	0/1	0	45.1	50	27	23	25	31	7	0	1	.282	5	4	0	1	3
16 Wingenter, Trey	5.40	0-5	12	2	0	0/2	3	30.0	36	21	18	8	24	4	1	2	.310	5	2	0	1	2

20 Robert, Daniel	0.00	0-0	2	0	0	0/0	0	0.1	4	2	0	1	1	0	0	0	.667	0	1	0	0	0
12 Davis, Kevin	0.00	0-0	1	0	0	0/0	0	0.0	0	0	0	2	0	0	0	0		0	0	0	0	0
24 Clements, Robby	3.75	0-0	7	0	0	0/0	0	12.0	11	6	5	4	5	2	0	0	.250	1	1	0	1	1
25 Yarbrough, Izaac	4.63	0-1	13	0	0	0/1	1	11.2	11	6	6	2	8	1	1	2	.250	0	2	0	1	0
28 Milliman, Jacob	8.10	0-0	6	0	0	0/1	0	6.2	8	6	6	6	8	0	0	1	.286	1	0	0	1	0
38 Thompson, Will	13.50	0-0	5	0	0	0/0	0	2.0	3	4	3	3	0	0	1	0	.429	2	0	0	1	2
41 Mason, Sam	22.50	0-0	2	0	0	0/0	0	2.0	4	5	5	3	0	1	0	1	.400	1	0	0	0	0
Totals	3.85	13-17	30	30	3	4/4	7	262.0	261	131	112	116	194	45	6	17	.260	23	15	1	6	16
Opponents	3.44	17-13	30	30	1	0/0	7	264.1	255	120	101	105	225	48	7	4	.258	11	25	1	8	18

PB - Team (2), Craft, B. 2, Opp (6). Pickoffs - Team (2), Wingenter 1, McCord, R. 1, Opp (9). SBA/ATT - Logan, B. (23-29), Craft, B. (9-11), Wingenter (6-9), McCord, R. (6-8), Rentz, D. (4-6), Camp, J. (6-6), Lipscomb, C. (3-5), Thompson, K. (3-3), Mason, S. (1-1), Davis, K. (1-1), Yarbrough (1-1), Milliman, J. (1-1).



2015 PITCHING NOTES

2015 BULLPEN BY NUMBERS

Total App.....	143
Saves/Opp.....	18/21
Holds.....	6
IR/IRS.....	146/60
BA Against.....	.251
ERA.....	3.66

SAVES/OPPP

Justin Camp.....	7/8
Trey Wingenter.....	4/4
Jacob Milliman.....	1/2
Dalton Rentz.....	1/2
Izaac Yarbrough.....	1/1
Kevin Davis.....	1/1
Cole Lipscomb.....	1/1
Keegan Thompson.....	1/1

HOLDS

Robby Clements.....	1
Cole Lipscomb.....	1
Dalton Rentz.....	1
Daniel Robert.....	1
Jacob Milliman.....	1
Izaac Yarbrough.....	1

1ST BATTER FACED/RETIRED

Justin Camp.....	27/17
Robby Clements.....	15/12
Kevin Davis.....	5/2
Cole Lipscomb.....	4/1
Sam Mason.....	3/1
Andrew Maxwell.....	1/1
Jacob Milliman.....	15/7
Dalton Rentz.....	15/12
Daniel Robert.....	3/0
Will Thompson.....	14/8
Keegan Thompson.....	1/0
Trey Wingenter.....	14/7
Izaac Yarbrough.....	22/14

INHERITED RUNNERS/SCORED

Justin Camp.....	30/12
Robby Clements.....	19/6
Kevin Davis.....	4/0
Garrett Deloney.....	2/0
Cole Lipscomb.....	4/2
Sam Mason.....	3/1
Andrew Maxwell.....	0/0
Jacob Milliman.....	17/7
Dalton Rentz.....	10/6
Daniel Robert.....	6/5
Keegan Thompson.....	2/0
Will Thompson.....	16/5
Trey Wingenter.....	11/7
Izaac Yarbrough.....	22/9

RELIEF ERA

Justin Camp.....	2.33
Robby Clements.....	3.60
Kevin Davis.....	22.50
Garrett Deloney.....	0.00
Cole Lipscomb.....	0.71
Sam Mason.....	13.50
Andrew Maxwell.....	27.00
Jacob Milliman.....	4.56
Dalton Rentz.....	3.33
Daniel Robert.....	0.00
Keegan Thompson.....	0.00
Will Thompson.....	4.97
Trey Wingenter.....	4.67
Izaac Yarbrough.....	3.46

2015 Auburn Baseball Team Game-by-Game for Auburn (as of Jan 27, 2016) Pitching (All games)

Date	Opponent	lp	h	r	er	bb	so	2b	3b	hr	wp	bk	hbp	dp	lbb	score	w-l	sv	era
Feb 13	BINGHAMTON	9.0	3	0	0	2	15	0	0	0	1	0	0	0	0	2-0	1-0	1	0.00
Feb 14	BINGHAMTON	9.0	14	11	11	4	5	1	1	1	2	0	1	0	0	5-11	1-1	1	5.50
Feb 15	BINGHAMTON	9.0	7	2	1	3	8	1	1	0	0	0	2	0	0	13-2	2-1	1	4.00
Feb 17	at South Alabama	8.0	10	7	6	4	1	0	0	0	0	0	2	0	1	4-7	2-2	1	4.63
Feb 18	ALABAMA STATE	9.0	14	5	5	1	8	2	0	1	0	1	0	0	0	7-5	3-2	2	4.70
Feb 21	RADFORD	10.0	6	2	1	2	10	2	0	0	2	0	0	0	0	3-2	4-2	2	4.00
Feb 21	RADFORD	9.0	2	1	0	1	13	1	0	0	0	0	0	1	0	6-1	5-2	2	3.43
Feb 22	RADFORD	5.0	1	0	0	3	5	0	0	0	0	0	0	0	0	6-0	6-2	3	3.18
Feb 24	GEORGIA TECH	9.0	6	1	1	2	13	2	0	0	0	0	0	2	0	7-1	7-2	3	2.92
Feb 27	JACKSONVILLE STATE	9.0	10	4	3	6	12	2	0	1	2	0	0	0	0	6-4	8-2	4	2.93
Feb 28	OKLAHOMA STATE	9.0	6	2	2	4	12	1	1	0	0	0	1	0	0	9-2	9-2	4	2.84
Mar 01	JACKSONVILLE STATE	9.0	11	10	7	12	9	2	0	0	2	0	0	0	0	9-10	9-3	4	3.20
Mar 03	vs Alabama	9.0	7	3	3	1	13	2	2	0	0	0	1	0	0	5-3	10-3	5	3.19
Mar 06	XAVIER	9.0	8	2	2	1	8	1	0	0	1	1	0	0	0	7-2	11-3	5	3.10
Mar 07	XAVIER	11.0	10	2	2	8	13	1	0	0	1	0	0	1	0	3-2	12-3	5	2.98
Mar 08	XAVIER	9.0	10	6	3	6	7	2	0	1	2	0	4	0	0	10-6	13-3	6	2.98
Mar 10	SAMFORD	9.0	8	7	4	5	8	1	0	0	1	0	1	1	0	0-7	13-4	6	3.04
*Mar 13	at Texas A&M	8.0	10	6	5	5	5	1	0	1	0	0	0	2	1	2-6	13-5	6	3.17
*Mar 14	at Texas A&M	8.0	11	10	10	9	5	1	0	0	1	0	2	2	1	4-10	13-6	6	3.56
*Mar 15	at Texas A&M	8.0	12	6	6	2	8	2	0	0	2	0	0	1	0	1-6	13-7	6	3.70
Mar 17	at UAB	9.0	7	4	1	1	6	3	0	1	0	0	2	1	0	6-4	14-7	7	3.57
*Mar 20	VANDERBILT	9.0	9	4	4	5	12	2	0	2	1	0	0	2	0	6-4	15-7	8	3.59
*Mar 21	VANDERBILT	9.0	12	10	7	6	9	1	0	1	4	0	1	1	0	5-10	15-8	8	3.74
*Mar 21	VANDERBILT	10.0	12	7	5	8	10	2	0	1	0	0	1	0	0	6-7	15-9	8	3.78
Mar 24	at Georgia Tech	8.0	9	4	4	4	6	2	0	1	0	0	1	1	0	1-4	15-10	8	3.80
*Mar 27	at Mississippi State	9.0	5	0	0	6	10	1	0	0	0	0	1	0	0	5-0	16-10	8	3.66
*Mar 28	at Mississippi State	9.0	4	0	0	1	6	2	0	0	1	0	1	0	0	4-0	17-10	8	3.52
*Mar 29	at Mississippi State	8.0	9	3	3	5	3	0	1	1	0	0	0	0	0	1-3	17-11	8	3.51
Mar 31	at Samford	9.0	12	4	4	4	8	1	0	1	1	0	1	1	0	9-4	18-11	9	3.53
*Apr 03	ARKANSAS	9.0	13	10	10	1	6	4	0	2	3	0	1	1	0	7-10	18-12	9	3.75
*Apr 04	ARKANSAS	9.0	6	2	2	2	9	3	0	0	0	0	0	1	2	3-2	19-12	9	3.69
*Apr 05	ARKANSAS	9.0	11	6	6	7	3	1	0	1	0	0	0	2	4	4-6	19-13	9	3.77
*Apr 08	GEORGIA STATE	9.0	8	2	2	0	4	4	0	0	0	0	1	2	0	4-2	20-13	10	3.71
*Apr 10	at LSU	8.0	7	3	1	3	6	3	0	0	1	0	0	0	0	2-3	20-14	10	3.64
*Apr 11	at LSU	9.0	6	1	1	1	3	1	0	1	0	0	0	1	0	6-1	21-14	10	3.56
*Apr 12	at LSU	8.0	7	6	5	2	4	2	0	0	1	0	1	0	0	2-6	21-15	10	3.62
Apr 15	ALABAMA A&M	9.0	5	1	1	3	6	2	0	0	1	0	0	2	0	8-1	22-15	10	3.54
Apr 15	ALABAMA A&M	9.0	8	5	5	3	8	2	0	0	1	0	1	1	0	10-5	23-15	10	3.58
*Apr 17	OLE MISS	9.0	7	1	1	2	10	1	0	0	0	0	1	0	0	3-1	24-15	10	3.52
*Apr 18	OLE MISS	9.0	13	7	7	3	6	5	1	0	1	0	0	1	0	2-7	24-16	10	3.61
*Apr 18	OLE MISS	9.0	6	0	0	3	10	1	0	0	0	0	1	2	0	14-0	25-16	10	3.52
*Apr 21	FLORIDA A&M	9.0	11	2	1	4	9	0	0	0	0	0	0	1	0	3-2	26-16	11	3.45
*Apr 23	GEORGIA	9.0	8	2	2	2	3	2	0	0	1	0	0	1	0	4-2	27-16	12	3.42
*Apr 24	GEORGIA	9.0	8	1	1	3	11	1	0	0	1	0	1	1	0	5-1	28-16	13	3.36
*Apr 25	GEORGIA	9.0	7	1	1	4	8	0	1	0	0	0	2	0	0	4-1	29-16	14	3.31
Apr 29	KENNESAW STATE	9.0	3	0	0	0	10	0	0	0	0	0	0	0	0	6-0	30-16	14	3.24
*May 01	at South Carolina	8.0	9	10	10	7	5	1	1	2	0	0	0	0	0	1-10	30-17	14	3.39
*May 02	at South Carolina	9.0	5	2	1	3	4	0	0	0	1	0	0	0	0	6-2	31-17	15	3.34
*May 03	at South Carolina	9.0	3	0	0	5	3	0	0	0	1	0	0	1	0	3-0	32-17	16	3.27
*May 08	ALABAMA	9.0	10	4	4	1	7	1	1	2	0	1	1	0	0	2-4	32-18	16	3.29
*May 09	ALABAMA	9.0	17	7	7	3	5	2	1	0	1	0	0	1	0	6-7	32-19	16	3.36
*May 10	ALABAMA	9.0	16	14	6	7	7	2	0	1	2	0	2	0	1	4-14	32-20	16	3.41
*May 12	MOREHEAD STATE	9.0	9	3	2	1	8	0	1	1	1	0	1	1	0	7-3	33-20	16	3.38
*May 14	at Florida	9.0	5	1	1	4	5	2	0	0	1	0	0	2	0	4-1	34-20	17	3.34
*May 15	at Florida	8.0	5	4	4	3	7	1	0	0	0	0	1	1	0	3-4	34-21	17	3.36
*May 16	at Florida	8.0	8	3	2	3	4	0	0	2	0	0	0	2	0	1-3	34-22	17	3.34
May 19	vs Kentucky	9.0	7	3	3	1	10	2	0	1	0	0	0	1	0	6-3	35-22	17	3.33
May 20	vs LSU	8.0	10	9	9	2	6	4	0	1	1	0	1	0	0	8-9	35-23	17	3.44
May 21	vs Florida	9.0	15	11	6	0	8	1	0	0	1	0	2	1	0	2-11	35-24	17	3.49
May 29	vs Charleston	10.2	8	7	4	3	9	0	0	4	0	0	0	1	0	6-7	35-25	17	3.48
May 30	vs Mercer	9.0	7	0	0	4	5	0	0	0	0	0	1	1	0	1-0	36-25	18	3.43
May 31	vs Charleston	9.0	4	3	3	1	8	0	0	2	0	0	0	0	0	2-3	36-26	18	3.42
Totals		547.2	517	254	208	212	465	87	12	33	43	2	37	46	8	301-254	36-26	18	3.42

AUBURN STARTING PITCHER BREAKDOWN					
Starter	GS	Quality Starts	Run Support	RS/Start	Auburn Record
R. McCord	17	9	100	5.9	9-8
C. Lipscomb	12	8	54	4.5	7-5
K. Thompson	11	5	42	3.8	7-4
D. Rentz	9	1	33	3.7	5-4
T. Wingenter	6	1	30	5.0	3-3
R. Clements	4	1	27	6.8	4-0
K. Davis	3	0	15	5.0	1-2

Auburn Overall Rankings			Auburn SEC-Only Rankings		
Category	Rank	No.	Category	Rank	No.
ERA	5th	3.49	ERA	3rd	3.85
Opp BA	7th	251	Opp BA	5th	2.60
Strike Outs	8th	443	Strike Outs	13th	194
Saves	3rd	17	Saves	5th	7
HR Allowed	2nd	27	BB Allowed	9th	116

AUBURN PITCHING BREAKDOWN																				
	W-L	ERA	IP	H	R	ER	BB	K	HR	AVG	W-L	ERA	IP	H	R	ER	BB	K	HR	AVG
START																				



2015 HITTING NOTES

Table with columns LEFT, BOTH, RIGHT and player names: Burgreen, Craft, Deese, Gillikin, Murphy, Olson, Robert, Haecker, Decker, Ebert, Gray, Grier, Logan, Negrón, Nulph, Polston, Shaffer, Smith, Tackett

TEAM NOTES

Auburn Overall SEC Rankings and Auburn SEC-Only Rankings. Categories include Avg., Runs, Doubles, Triples, Walks with Rank and No.

2015 AUBURN HOME RUNS

Table of 2015 Auburn Home Runs with columns: No., Player (#), Opponent (Date), On, Outs, Inn., Pitcher

2015 MULTI-HIT GAMES

Table of 2015 Multi-Hit Games with columns: 2, 3, 4, 5+, Total and player names

CAREER MULTI-HIT GAMES

Table of Career Multi-Hit Games with columns: 2, 3, 4, 5+, Total and player names

2015 MULTI-RBI GAMES

Table of 2015 Multi-RBI Games with columns: 2, 3, 4, 5+, Total and player names

CAREER MULTI-RBI GAMES

Table of Career Multi-RBI Games with columns: 2, 3, 4, 5+, Total and player names

HOME RUN BREAKDOWN

Home Run Breakdown table with columns: at Home, on the Road, at Neutral Sites, vs. RHP, vs. LHP, vs. SEC, vs. Non-SEC, Solo, 2-Run, 3-Run, Grand Slams, with 0 Outs, with 1 Out, with 2 Outs, 1st Inning, 2nd Inning, 3rd Inning, 4th Inning, 5th Inning, 6th Inning, 7th Inning, 8th Inning, 9th Inning, Extra Innings

AUBURN CAREER HOME RUN BREAKDOWN

Auburn Career Home Run Breakdown table with columns: 1R, 2R, 3R, GS, Career, Home, Road, Last and player names

HITTING STREAKS

Hitting Streaks table with columns: Current, '15, Career and player names

REACHED BASE STREAKS

Reached Base Streaks table with columns: Current, '15, Career and player names

RUNT HITS

Runt Hits table with columns: Player, No. and player names

SAC BUNTS

Sac Bunts table with columns: Player, No. and player names

SAC FLIES

Sac Flies table with columns: Player, No. and player names

OUTFIELD ASSISTS

Outfield Assists table with columns: Player, No. and player names





2015 GAME-BY-GAME HITTING

Date	Opponent	ab	r	h	rbi	2b	3b	hr	tb	bb	lbb	sb	cs	hbp	sac	sf	gdp	k	po	a	e	lob	avg
Feb 13	BINGHAMTON	30	2	7	2	3	0	1	13	2	0	0	1	1	0	0	0	2	27	6	0	7	.233
Feb 14	BINGHAMTON	35	5	11	3	1	1	0	14	2	0	0	0	1	0	1	0	10	27	13	1	7	.277
Feb 15	BINGHAMTON	33	13	11	12	1	2	0	16	7	1	1	0	3	1	1	0	7	27	15	1	8	.296
Feb 17	at South Alabama	32	4	7	3	3	0	0	10	5	0	0	1	0	1	0	0	6	24	10	2	7	.277
Feb 18	ALABAMA STATE	30	7	8	7	2	0	3	19	5	0	0	0	2	0	1	1	3	27	11	1	7	.275
Feb 21	RADFORD	30	3	8	2	1	0	0	9	6	2	0	1	1	4	1	0	6	30	10	1	10	.274
Feb 21	RADFORD	29	6	7	4	0	1	1	12	5	0	1	2	2	2	0	1	4	27	13	0	8	.269
Feb 22	RADFORD	22	6	8	6	1	0	1	12	2	0	0	0	0	0	0	1	1	15	4	0	3	.278
Feb 24	GEORGIA TECH	31	7	10	7	1	1	0	13	6	0	0	1	1	0	2	0	4	27	7	1	9	.283
Feb 27	JACKSONVILLE STATE	33	6	10	6	5	0	1	18	6	0	4	1	0	1	0	0	7	27	7	2	10	.285
Feb 28	OKLAHOMA STATE	39	9	17	7	2	0	1	22	1	1	3	0	0	2	1	0	4	27	10	0	10	.302
Mar 01	JACKSONVILLE STATE	40	9	15	8	5	0	0	20	6	0	0	0	0	1	1	0	5	27	7	2	12	.310
Mar 03	vs Alabama	36	5	10	4	2	0	0	12	4	0	1	2	2	0	0	1	10	27	6	1	10	.307
Mar 06	XAVIER	29	7	11	7	1	1	0	14	8	1	0	2	3	1	1	1	6	27	5	0	11	.312
Mar 07	XAVIER	32	3	9	1	2	0	0	11	5	0	0	2	3	1	0	2	7	33	11	0	8	.310
Mar 08	XAVIER	39	10	14	9	6	0	0	20	3	0	0	0	2	0	0	0	1	27	8	3	10	.313
Mar 10	SAMFORD	31	0	5	0	1	0	0	6	0	0	0	0	0	0	0	2	8	27	11	6	4	.305
*Mar 13	at Texas A&M	33	2	4	2	1	0	0	5	7	0	0	0	1	0	0	0	9	24	10	1	12	.295
*Mar 14	at Texas A&M	37	4	11	4	0	0	0	11	0	0	0	0	1	0	0	1	7	24	12	2	7	.295
*Mar 15	at Texas A&M	31	1	5	1	0	0	1	8	1	0	0	1	1	0	0	0	11	24	9	1	5	.288
Mar 17	at UAB	36	6	10	5	1	2	0	15	3	0	1	1	1	0	1	0	12	27	16	1	9	.288
*Mar 20	VANDERBILT	31	6	8	5	4	1	0	14	4	1	1	0	1	0	0	1	10	27	5	0	6	.287
*Mar 21	VANDERBILT	38	5	11	5	3	0	0	14	5	0	1	0	1	0	0	0	8	27	10	3	12	.287
*Mar 21	VANDERBILT	41	6	11	6	1	1	1	17	3	0	0	0	2	0	0	1	11	30	11	2	10	.286
Mar 24	at Georgia Tech	28	1	6	1	0	0	0	6	5	1	2	1	0	1	0	3	5	24	11	0	6	.283
*Mar 27	at Mississippi State	34	5	7	5	1	0	0	8	2	0	0	0	1	1	0	0	7	27	9	0	6	.280
*Mar 28	at Mississippi State	32	4	10	3	0	0	0	10	2	0	0	0	1	2	0	3	6	27	8	0	6	.281
*Mar 29	at Mississippi State	28	1	4	1	0	0	1	7	2	0	0	0	0	2	0	0	4	24	8	0	4	.277
Mar 31	at Samford	38	9	13	9	5	0	1	21	2	0	4	0	2	0	1	1	7	27	10	0	7	.280
*Apr 03	ARKANSAS	37	7	10	7	3	0	0	13	6	1	0	0	0	0	1	0	8	27	12	1	10	.279
*Apr 04	ARKANSAS	29	3	7	2	0	0	0	7	4	1	1	3	2	0	0	1	3	27	6	0	7	.278
*Apr 05	ARKANSAS	34	4	11	4	2	0	0	13	6	0	1	1	2	0	1	2	2	27	10	1	12	.280
Apr 08	GEORGIA STATE	33	4	11	3	2	0	0	13	2	0	2	0	2	0	0	1	4	27	12	0	9	.281
*Apr 10	at LSU	33	2	8	2	4	0	0	12	2	0	0	1	2	0	0	0	10	24	5	1	8	.280
*Apr 11	at LSU	32	6	10	6	1	2	0	15	4	0	0	2	0	1	0	1	8	27	16	0	4	.281
*Apr 12	at LSU	36	2	9	2	0	0	0	9	0	0	0	0	1	0	0	1	6	24	11	2	8	.280
Apr 15	ALABAMA A&M	31	8	8	7	1	0	2	15	6	0	2	0	0	1	0	1	4	27	10	0	6	.280
Apr 15	ALABAMA A&M	36	10	12	8	3	0	0	15	4	0	3	1	0	1	1	0	2	27	14	0	8	.281
*Apr 17	OLE MISS	32	3	9	2	1	0	0	10	5	1	2	1	1	1	0	0	8	27	12	0	12	.281
*Apr 18	OLE MISS	35	2	10	2	3	0	0	13	6	0	1	0	0	1	0	1	7	27	11	1	13	.281
*Apr 18	OLE MISS	39	14	19	14	6	1	0	27	4	0	0	1	1	1	0	0	1	27	13	0	7	.287
Apr 21	FLORIDA A&M	22	3	4	3	0	0	1	7	5	0	0	1	1	0	2	2	1	27	11	2	3	.286
*Apr 23	GEORGIA	30	4	8	3	2	0	0	10	5	0	1	0	1	1	1	1	5	27	11	1	10	.285
*Apr 24	GEORGIA	28	5	7	5	1	1	0	10	6	0	0	0	1	0	1	0	5	27	11	1	7	.284
*Apr 25	GEORGIA	29	4	6	3	1	0	0	7	2	0	4	0	1	1	1	0	9	27	7	0	6	.283
Apr 29	KENNESAW STATE	33	6	10	5	1	0	1	14	4	0	1	0	0	1	0	0	7	27	8	0	8	.283
*May 01	at South Carolina	35	1	8	1	2	0	0	10	0	0	0	0	0	0	0	0	11	24	12	1	7	.282
*May 02	at South Carolina	31	6	7	5	0	0	0	7	4	0	4	0	1	3	1	1	9	27	7	1	7	.281
*May 03	at South Carolina	32	3	10	3	3	0	0	13	2	0	2	2	0	0	1	1	7	27	14	1	5	.282
*May 08	ALABAMA	35	2	9	2	3	0	0	12	4	0	1	0	0	1	0	0	12	27	9	0	11	.281
*May 09	ALABAMA	35	6	8	6	3	0	1	14	5	0	3	0	0	0	0	1	9	27	10	2	7	.280
*May 10	ALABAMA	31	4	7	4	0	1	0	9	4	0	0	1	2	0	0	1	9	27	10	5	6	.279
May 12	MOREHEAD STATE	30	7	7	7	2	0	0	9	4	0	1	0	1	3	0	0	8	27	8	1	7	.278
*May 14	at Florida	31	4	10	4	1	0	0	11	3	0	2	4	1	1	0	0	6	27	7	0	5	.279
*May 15	at Florida	29	3	4	3	1	0	0	5	4	0	1	2	0	1	1	0	11	24	11	1	5	.277
*May 16	at Florida	32	1	7	0	1	0	0	8	3	0	0	0	0	1	0	1	6	24	13	3	8	.276
May 19	vs Kentucky	37	6	14	6	0	1	0	16	5	0	2	1	1	2	1	0	9	27	9	1	13	.278
May 20	vs LSU	35	8	8	8	2	0	0	10	5	0	2	0	0	0	1	0	11	24	6	2	6	.277
May 21	vs Florida	33	2	7	2	2	1	0	11	1	0	2	0	0	0	0	1	8	27	5	1	5	.276
May 29	vs Charleston	39	6	8	5	2	1	1	15	1	0	1	0	1	2	0	0	9	32	10	1	4	.274
May 30	vs Mercer	26	1	6	1	2	0	0	8	3	1	2	1	1	2	1	1	2	27	17	0	8	.274
May 31	vs Charleston	31	2	6	2	1	0	0	7	4	0	2	0	1	0	0	1	7	27	9	0	7	.273
Totals		2029	301	553	272	109	18	18	752	232	11	62	38	57	45	25	38	412	1643	610	61	480	.273



2015 GAME-BY-GAME RESULTS



2015 Auburn Baseball
Game Results for Auburn (as of Jun 04, 2015)
(All games)



Date	Opponent	Score	Inns	Overall	SEC	Pitcher of record	Attend	Time
Feb 13, 2015	BINGHAMTON	w 2-0	9	1-0-0	0-0-0	Thompson, K. (W 1-0)	2705	2:25
Feb 14, 2015	BINGHAMTON	L 5-11	9	1-1-0	0-0-0	Davis, K. (L 0-1)	3219	3:07
Feb 15, 2015	BINGHAMTON	w 13-2	9	2-1-0	0-0-0	Clements, R. (W 1-0)	2146	3:12
Feb 17, 2015	at South Alabama	L 4-7	9	2-2-0	0-0-0	Thompson, K. (L 1-1)	1929	2:43
Feb 18, 2015	ALABAMA STATE	w 7-5	9	3-2-0	0-0-0	Lipscomb, C. (W 1-0)	1876	2:43
Feb 21, 2015	RADFORD-1	w 3-2	(10)	4-2-0	0-0-0	Rentz, D. (W 1-0)	2605	3:07
Feb 21, 2015	RADFORD-2	w 6-1	9	5-2-0	0-0-0	McCord, R. (W 1-0)	2605	2:36
Feb 22, 2015	RADFORD	w 6-0	5	6-2-0	0-0-0	Davis, K. (W 1-1)	1965	1:53
Feb 24, 2015	#27 GEORGIA TECH	w 7-1	9	7-2-0	0-0-0	Thompson, K. (W 2-1)	2211	2:27
Feb 27, 2015	JACKSONVILLE STATE	w 6-4	9	8-2-0	0-0-0	Thompson, W. (W 1-0)	2286	3:20
Feb 28, 2015	#10 OKLAHOMA STATE	w 9-2	9	9-2-0	0-0-0	Lipscomb, C. (W 2-0)	3244	3:18
Mar 01, 2015	JACKSONVILLE STATE	L 9-10	9	9-3-0	0-0-0	Mason, S. (L 0-1)	2257	4:00
Mar 03, 2015	vs Alabama	w 5-3	9	10-3-0	0-0-0	Thompson, K. (W 3-1)	6219	3:23
Mar 06, 2015	XAVIER	w 7-2	9	11-3-0	0-0-0	Lipscomb, C. (W 3-0)	2312	2:41
Mar 07, 2015	XAVIER	w 3-2	(11)	12-3-0	0-0-0	Camp, J. (W 1-0)	3156	3:50
Mar 08, 2015	XAVIER	w 10-6	9	13-3-0	0-0-0	Wingenter (W 1-0)	3082	3:24
Mar 10, 2015	SAMFORD	L 0-7	9	13-4-0	0-0-0	Davis, K. (L 1-2)	2467	2:42
* Mar 13, 2015	at #7 Texas A&M	L 2-6	9	13-5-0	0-1-0	Thompson, K. (L 3-2)	5364	2:55
* Mar 14, 2015	at #7 Texas A&M	L 4-10	9	13-6-0	0-2-0	McCord, R. (L 1-1)	5913	3:01
* Mar 15, 2015	at #7 Texas A&M	L 1-6	9	13-7-0	0-3-0	Wingenter (L 1-1)	5116	2:36
Mar 17, 2015	at UAB	w 6-4	9	14-7-0	0-3-0	Clements, R. (W 2-0)	3873	2:58
* Mar 20, 2015	#4 VANDERBILT	w 6-4	9	15-7-0	1-3-0	Thompson, K. (W 4-2)	2869	3:14
* Mar 21, 2015	#4 VANDERBILT-1	L 5-10	9	15-8-0	1-4-0	Wingenter (L 1-2)	2766	3:30
* Mar 21, 2015	#4 VANDERBILT-2	L 6-7	(10)	15-9-0	1-5-0	Yarbrough (L 0-1)	2840	4:03
Mar 24, 2015	at Georgia Tech	L 1-4	9	15-10-0	1-5-0	McCord, R. (L 1-2)	2813	2:33
* Mar 27, 2015	at Mississippi State	w 5-0	9	16-10-0	2-5-0	Lipscomb, C. (W 4-0)	7406	2:49
* Mar 28, 2015	at Mississippi State	w 4-0	9	17-10-0	3-5-0	Thompson, K. (W 5-2)	7382	2:50
* Mar 29, 2015	at Mississippi State	L 1-3	9	17-11-0	3-6-0	Wingenter (L 1-3)	7479	3:14
Mar 31, 2015	at Samford	w 9-4	9	18-11-0	3-6-0	McCord, R. (W 2-2)	833	3:11
* Apr 03, 2015	ARKANSAS	L 7-10	9	18-12-0	3-7-0	Wingenter (L 1-4)	3379	3:30
* Apr 04, 2015	ARKANSAS	w 3-2	9	19-12-0	4-7-0	Thompson, K. (W 6-2)	2949	2:45
* Apr 05, 2015	ARKANSAS	L 4-6	9	19-13-0	4-8-0	Rentz, D. (L 1-1)	2490	3:48
Apr 08, 2015	GEORGIA STATE	w 4-2	9	20-13-0	4-8-0	Milliman, J. (W 1-0)	2455	2:42
* Apr 10, 2015	at #1 LSU	L 2-3	9	20-14-0	4-9-0	Lipscomb, C. (L 4-1)	10064	2:32
* Apr 11, 2015	at #1 LSU	w 6-1	9	21-14-0	5-9-0	Thompson, K. (W 7-2)	10743	2:41
* Apr 12, 2015	at #1 LSU	L 2-6	9	21-15-0	5-10-0	McCord, R. (L 2-3)	10037	2:27
Apr 15, 2015	ALABAMA A&M-1	w 8-1	9	22-15-0	5-10-0	Rentz, D. (W 2-1)	-	2:35
Apr 15, 2015	ALABAMA A&M-2	w 10-5	9	23-15-0	5-10-0	Clements, R. (W 3-0)	2044	2:32
* Apr 17, 2015	OLE MISS	w 3-1	9	24-15-0	6-10-0	Lipscomb, C. (W 5-1)	2870	2:36
* Apr 18, 2015	OLE MISS-1	L 2-7	9	24-16-0	6-11-0	Thompson, K. (L 7-3)	2872	3:23
* Apr 18, 2015	OLE MISS-2	w 14-0	9	25-16-0	7-11-0	McCord, R. (W 3-3)	3889	2:49
Apr 21, 2015	FLORIDA A&M	w 3-2	9	26-16-0	7-11-0	Milliman, J. (W 2-0)	2376	2:39
* Apr 23, 2015	GEORGIA	w 4-2	9	27-16-0	8-11-0	Lipscomb, C. (W 6-1)	2718	2:55
* Apr 24, 2015	GEORGIA	w 5-1	9	28-16-0	9-11-0	McCord, R. (W 4-3)	3609	3:00
* Apr 25, 2015	GEORGIA	w 4-1	9	29-16-0	10-11-0	Rentz, D. (W 3-1)	3358	3:42
Apr 29, 2015	KENNESAW STATE	w 6-0	9	30-16-0	10-11-0	Clements, R. (W 4-0)	2521	2:28
* May 01, 2015	at South Carolina	L 1-10	9	30-17-0	10-12-0	Lipscomb, C. (L 6-2)	7263	2:51
* May 02, 2015	at South Carolina	w 6-2	9	31-17-0	11-12-0	McCord, R. (W 5-3)	8037	3:11
* May 03, 2015	at South Carolina	w 3-0	9	32-17-0	12-12-0	Camp, J. (W 2-0)	7259	2:51
* May 08, 2015	ALABAMA	L 2-4	9	32-18-0	12-13-0	Wingenter (L 1-5)	4096	3:16
* May 09, 2015	ALABAMA	L 6-7	9	32-19-0	12-14-0	Camp, J. (L 2-1)	4096	3:35
* May 10, 2015	ALABAMA	L 4-14	9	32-20-0	12-15-0	Rentz, D. (L 3-2)	2894	3:34
May 12, 2015	MOREHEAD STATE	w 7-3	9	33-20-0	12-15-0	Clements, R. (W 5-0)	2212	2:43
* May 14, 2015	at #7 Florida	w 4-1	9	34-20-0	13-15-0	Lipscomb, C. (W 7-2)	2736	3:00
* May 15, 2015	at #7 Florida	L 3-4	9	34-21-0	13-16-0	McCord, R. (L 5-4)	3295	2:59
* May 16, 2015	at #7 Florida	L 1-3	9	34-22-0	13-17-0	Rentz, D. (L 3-3)	3175	3:01
May 19, 2015	vs Kentucky	w 6-3	9	35-22-0	13-17-0	Lipscomb, C. (W 8-2)	0	3:26
May 20, 2015	vs LSU	L 8-9	9	35-23-0	13-17-0	Wingenter (L 1-6)	0	3:00
May 21, 2015	vs Florida	L 2-11	9	35-24-0	13-17-0	Rentz, D. (L 3-4)	6526	2:57
May 29, 2015	vs #14 Charleston	L 6-7	(11)	35-25-0	13-17-0	Yarbrough (L 0-2)	2102	3:48
May 30, 2015	vs Mercer	w 1-0	9	36-25-0	13-17-0	McCord, R. (W 6-4)	2388	2:45
May 31, 2015	vs #16 Charleston	L 2-3	9	36-26-0	13-17-0	Clements, R. (L 5-1)	2448	2:41

) extra inning game





SUPERLATIVES & MISCELLANEOUS STATS

STARTS BY POSITION

STARTING PITCHER

Rocky McCord	17	9-8
Cole Lipscomb	12	7-5
Keegan Thompson	11	7-4
Dalton Rentz	9	5-4
Trey Wingenter	6	3-3
Robby Clements	4	4-0
Kevin Davis	3	1-2

CATCHER

Blake Logan	48	27-21
Ben Craft	14	9-5

FIRST BASE

Daniel Robert	54	32-22
Kyler Deese	7	3-4
Keegan Thompson	1	1-0

SECOND BASE

Melvin Gray	43	23-20
Damon Haecker	19	13-6

THIRD BASE

Kyler Deese	37	23-14
Alex Polston	16	8-8
Damon Haecker	9	5-4

SHORTSTOP

Cody Nulph	62	36-26
------------	----	-------

LEFT FIELD

Jackson Burgreen	15	7-8
Sam Gillikin	15	14-1
Jordan Ebert	14	7-7
Bo Decker	8	3-5
Damon Haecker	5	2-3
JJ Shaffer	4	2-2
Austin Murphy	1	1-0

CENTER FIELD

Anfernee Grier	61	36-25
JJ Shaffer	1	0-1

RIGHT FIELD

Damon Haecker	25	14-11
Jordan Ebert	14	10-4
Sam Gillikin	13	7-6
JJ Shaffer	6	3-3
Anfernee Grier	1	0-1

DESIGNATED HITTER

Hunter Tackett	15	10-5
Austin Murphy	15	9-6
Jordan Ebert	10	4-6
Kyler Deese	5	3-2
Keegan Thompson	3	1-2
Dylan Smith	2	1-1
Sam Gillikin	2	2-0
Blake Logan	2	1-1
Ben Craft	2	2-0
Bo Decker	1	1-0
Daniel Robert	1	0-1
Sam Mason	1	0-1

2015 AUBURN & OPPONENT HIGHS

TEAM BATTING

AUBURN	OPPONENT
Runs in a game	14, vs. Ole Miss (4/18)
Runs in an inning	6, two times
Most Hits in a game	19, vs. Ole Miss (4/18)
Fewest Hits in a game	4, two times
Hits in an inning	6, 1st inning vs. Xavier (3/8)
2B in a game	6, two times
3B in a game	2, three times
HR in a game	3, vs. Alabama State (2/18)
SB in a game	4, four times
LOB in a game	13, two times
K in a game	12, two times
BB in a game	8, vs. Xavier (3/6)

TEAM PITCHING

AUBURN	OPPONENT
K in a game	15, vs. Binghamton (2/13)
BB in a game	12, vs. Jacksonville State (3/1)
Pitchers used	8, vs. Xavier (3/8)
Total Quality Starts	17

TEAM FIELDING

AUBURN	OPPONENT
Errors in a game	6, vs. Samford (3/10)
DP turned in a game	2, 10 times

IND. BATTING

AUBURN	OPPONENT
Hits in a game	4, four times
Runs in a game	3, five times
2B in a game	2, nine times
3B in a game	1, 18 times
HR in a game	1, 18 times
RBI in a game	4, Nulph and Gray vs. Ole Miss (4/18)
XBH in a game	3, Anfernee Grier at LSU (4/11)
SB in a game	3, Melvin Gray at USC (5/2)
BB in a game	3, six times
HBP in a game	2, two times
K in a game	4, two times (Gillikin/Grier)
Hitting Streak	17, Anfernee Grier (5/16/14-3/7/15)
Consec. G w/HR	1, 18 times

IND. PITCHING

AUBURN	OPPONENT
K by a starter	12, K. Thompson vs. Alabama (3/3)
K by a reliever	8, two times
BB by a starter	5, R. McCord at Texas A&M (3/14)
BB by a reliever	3, five times
IP by a starter	9.0, three times
IP by a reliever	5.1, two times

MISCELLANEOUS

AUBURN	OPPONENT
Biggest comeback win	3, vs. Alabama State (2/18) [trailed 3-0, won 7-5]
Biggest blown lead loss	5, vs. LSU (5/20) [led 5-0 and 8-3; lost 9-8]
Largest margin of victory	14, vs. Ole Miss (4/18) [14-0]
Largest margin of defeat	10, vs. Alabama (5/10) [4-14]
Longest game, Time	4:05, vs. Ole Miss (4/18)
Longest game, Time (9 inn)	4:05, vs. Ole Miss (4/18)
Shortest game, Time (9 inn)	2:25, vs. Binghamton (2/13)
Longest game, Innings	11, two times
Largest crowd, Home	4,096 vs. Alabama (4/8 and 4/9)
Largest crowd, Road	10,743 at #1 LSU (4/11)
Largest crowd, Neutral	10,000+ vs. #1 LSU (SEC Tournament, 5/20)

STARTS BY ORDER

LEADOFF

Anfernee Grier	40	23-17
Kyler Deese	14	9-5
Melvin Gray	3	0-3
Jackson Burgreen	2	1-1
JJ Shaffer	1	1-0
Sam Gillikin	1	1-0
Damon Haecker	1	1-0

2ND SPOT

Damon Haecker	36	21-15
Melvin Gray	23	15-8
Anfernee Grier	2	0-2
Cody Nulph	1	0-1

3RD SPOT

Jordan Ebert	25	14-11
Anfernee Grier	19	13-6
Blake Logan	5	1-4
Daniel Robert	5	3-2
Cody Nulph	3	3-0
Damon Haecker	4	1-3
Keegan Thompson	1	1-0

CLEANUP

Daniel Robert	45	26-19
Blake Logan	5	3-2
Bo Decker	4	2-2
Ben Craft	2	2-0
Austin Murphy	1	1-0
Sam Gillikin	1	1-0
Jordan Ebert	1	1-0
Dylan Smith	1	0-1
Cody Nulph	1	0-1
Damon Haecker	1	0-1

5TH SPOT

Blake Logan	13	5-8
Damon Haecker	12	8-4
Hunter Tackett	10	9-1
Cody Nulph	6	1-5
Sam Gillikin	4	4-0
Melvin Gray	4	2-2
Ben Craft	3	1-2
Jordan Ebert	3	2-1
Kyler Deese	3	3-0
Keegan Thompson	1	0-1
Daniel Robert	1	1-0
Austin Murphy	2	0-2

6TH SPOT

Sam Gillikin	12	8-4
Blake Logan	12	7-5
Kyler Deese	8	4-4
Austin Murphy	7	4-3
Cody Nulph	5	4-1
Alex Polston	3	0-3
Melvin Gray	3	2-1
Daniel Robert	2	2-0
JJ Shaffer	2	1-1
Bo Decker	2	1-1
Jordan Ebert	2	1-1
Ben Craft	2	1-1
Hunter Tackett	1	1-0
Anfernee Grier	1	0-1

7TH SPOT

Cody Nulph	13	8-5
Blake Logan	7	6-1
Kyler Deese	6	4-2
Austin Murphy	6	4-2
Ben Craft	5	4-1
Damon Haecker	5	4-1
Jordan Ebert	4	2-2
Melvin Gray	4	1-3
Hunter Tackett	3	0-3
Jackson Burgreen	2	0-2
Alex Polston	2	1-1
Sam Gillikin	1	1-0
JJ Shaffer	1	0-1
Daniel Robert	1	0-1
Keegan Thompson	1	1-0
Bo Decker	1	0-1

8TH SPOT

Cody Nulph	31	19-12
Alex Polston	8	5-3
Blake Logan	8	7-1
Kyler Deese	4	1-3
Ben Craft	4	3-1
Jordan Ebert	2	0-2
Jackson Burgreen	2	1-1
Hunter Tackett	1	0-1
Dylan Smith	1	1-0
Keegan Thompson	1	0-1

9TH SPOT

Kyler Deese	14	8-6
Sam Gillikin	11	8-3
Jackson Burgreen	9	5-4
JJ Shaffer	7	3-4
Melvin Gray	6	3-3
Alex Polston	3	2-1
Austin Murphy	2	2-0
Cody Nulph	2	2-0
Damon Haecker	2	1-1
Jordan Ebert	2	1-1
Bo Decker	2	1-1
Daniel Robert	1	0-1
Sam Mason	1	0-1



The Southeastern Conference Baseball Tournament returns for an 19th consecutive year to the Hoover Metropolitan Stadium in the south-Birmingham city of Hoover, Ala., May 24-29, 2016.

The 2016 SEC Baseball Tournament will continue to feature 12 teams and will remain set to begin on Tuesday, May 24. Seeds 5-12 will meet in a single elimination format on the opening day of the tournament, followed by traditional double-elimination play Wednesday-Friday. The tournament will return to single elimination play on Saturday. A total of 17 games will be played throughout the tournament.

The 12 teams are seeded 1-12 with the two divisional champions and top four seeds guaranteed opening-round byes, with the possibility of earning another later in the bracket. The tournament field will include the top teams from the SEC's Eastern and Western Divisions plus 10 at-large bids seeded 3-12 based on conference winning percentage.

In 2013, an epic championship game featured LSU defeat Vanderbilt 5-4 in 11 innings in front of over 10,500 fans and a national television audience on ESPN2 in a battle between the No. 1 and No. 2 teams in the nation.

The Hoover Met formerly served as home of the Double-A Birmingham Barons (Chicago White Sox) of the Southern League. The stadium also has served as host of the NCAA Men's Soccer Final Four, as well as home to the nationally renowned Hoover Buccaneer high school football program.

Located eight miles south of Birmingham, Regions Park seats 10,800 for baseball, but can accommodate over 16,000 when the patio, banquet and side grassy areas are used. The stadium also houses 12 suites and state-of-the-art dressing and training rooms. Wireless internet access was added in 2004, concourse and signage renovation was done in 2005 and a second-level pressbox expansion, new stadium seating and an exterior facelift in 2007 completed a \$6 million renovation project. A new HD video scoreboard was added in 2008, while the SEC introduced the nation to a "pitch clock" in 2010. A new sound systems and concourse amenities such as refurbished restrooms big screen HDTVs at concessions stands were added in 2012.

The 2013 SEC Baseball Tournament drew 134,396 fans to The Hoover Met, a new record-high for the event. Nine times in the last 12 years the tournament has surpassed the six-digit mark in total attendance. Last season's tournament also saw the semifinals broadcast nationally for just the second time, airing on ESPNEWS.

The SEC is currently scheduled to keep its baseball tournament in Hoover at The Hoover Met through 2016 under the current contract.

All games of the tournament have been televised in high definition since 2008. In 2015, for the first time in the history of the tournament, all games of the SEC Baseball Tournament were nationally televised.



2016 Stadium Information

Hoover Metropolitan Stadium — Hoover, Ala. Capacity: 10,800 (Grandstand)

Field Dimensions

Foul Lines: 340 Power Alleys: 385 Center: 405 Playing Surface: Natural Grass Year Built: 1988/Renovated 06-07

2016 SEC BASEBALL TOURNAMENT

2015 SEC TOURNAMENT

May 19-24, 2015

Hoover Metropolitan Stadium - Hoover, Ala.

TUESDAY, MAY 19

- Game 1 (11) Alabama 6, (6) Ole Miss 1
Game 2 (7) Missouri 5, (10) South Carolina 1
Game 3 (9) Auburn 6, (8) Kentucky 3
Game 4 (5) Arkansas 2, (12) Tennessee 1

WEDNESDAY, MAY 20

- Game 5 (3) Texas A&M 4, (11) Alabama 3
Game 6 (2) Vanderbilt 7, (7) Missouri 6
Game 7 (1) LSU 9, (9) Auburn 8
Game 8 (5) Arkansas 7, (4) Florida 6

THURSDAY, MAY 21

- Game 9 (11) Alabama 4, (7) Missouri 3
Game 10 (4) Florida 11, (9) Auburn 2
Game 11 (3) Texas A&M 6, (2) Vanderbilt 1
Game 12 (1) LSU 10, (5) Arkansas 5

FRIDAY, MAY 22

- Game 13 (2) Vanderbilt 16, (11) Alabama 1
Game 14 (4) Florida 10, (5) Arkansas 0

SATURDAY, MAY 23

- Game 15 (2) Vanderbilt 12, (3) Texas A&M 3
Game 16 (4) Florida 2, (1) LSU 1

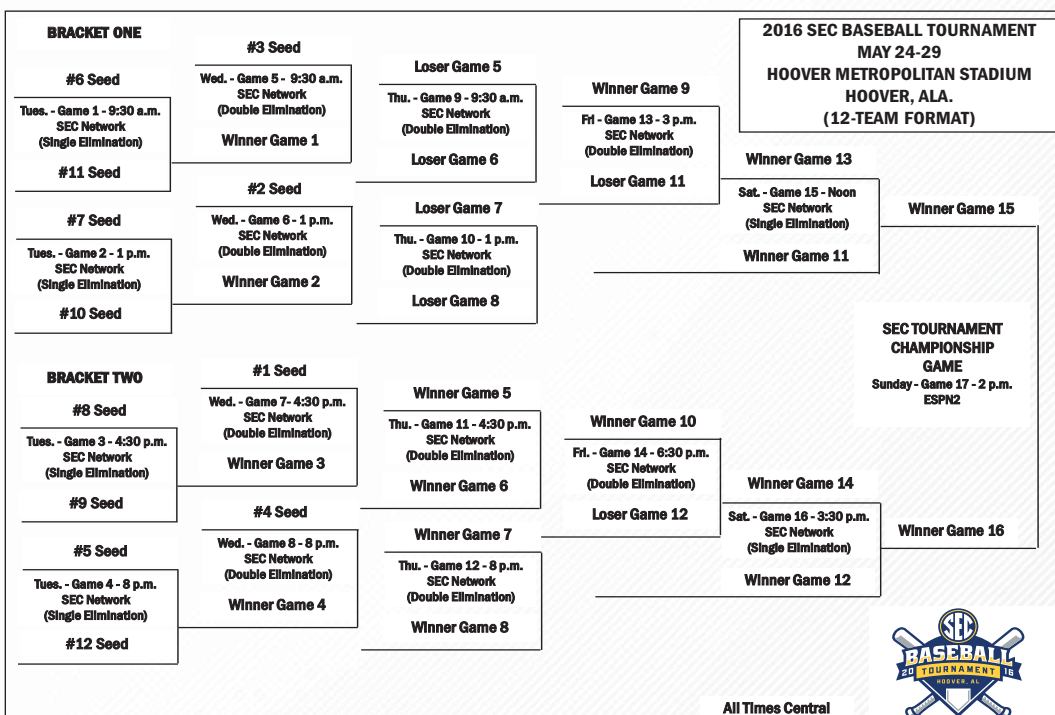
SUNDAY, MAY 24

- Game 17 (4) Florida 7, (2) Vanderbilt 3

ALL-TOURNAMENT TEAM

MVP - J.J. Schwarz, Florida

- SP: A.J. Puk, Florida; Matt Kent, Texas A&M
RP: Taylor Lewis, Florida
C/DH: J.J. Schwarz, Florida
1B: Zander Wiel, Vanderbilt / Peter Alonso, Florida
2B: Jared Foster, LSU
3B: Will Toffey, Vanderbilt
SS: Dansby Swanson, Vanderbilt
OF: Jeren Kendall, Vanderbilt; Bryan Reynolds, Vanderbilt; Trey Harris, Missouri; Buddy Reed, Florida



All Times Central





CAPITAL CITY CLASSIC HISTORY AND RECORDS

RESULTS

2009: Auburn 8, Alabama 7

WP: Zach Blatt LP: Jimmy Nelson S: None
MVP: Ben Jones

2010: Auburn 8, Alabama 6

WP: Michael Hurst LP: Jonathan Smart S: Austin Hubbard
MVP: Michael Hurst

2011: Auburn 2, Alabama 1

WP: Bradley Hendrix LP: Taylor Wolfe S: Zach Blatt
MVP: Dan Gamache

2012: Auburn 8, Alabama 3

WP: Jon Luke Jacobs LP: Spencer Turnbull S: Justin Bryant
MVP: Dan Glevenyak

2013: Auburn 6, Alabama 3

WP: Conner Kendrick LP: Tucker Hawley S: None
MVP: Conner Kendrick

2014: Alabama 4, Auburn 3

WP: Thomas Burrows LP: Trey Cochran-Gill S: None
MVP: Thomas Burrows

2015: Auburn 5, Alabama 3

WP: Keegan Thompson LP: Jake Hubbard S: Trey Wingenter
MVP: Keegan Thompson



INDIVIDUAL RECORDS

Batting

Hits: 3, 6 times, most recently Daniel Robert [AU] (2015)

At-Bats: 5, 17 times, most recently Jordan Ebert [AU], Hunter Tackett [AU] and Georgie Salem [UA] (2015)

Runs: 3, Trent Mummey [AU] (2009) and Creede Simpson [AU] (2012)

RBI: 3, 5 times, most recently Dan Glevenyak [AU] (2012)

Doubles: 1, 16 times, most recently Daniel Robert [AU], Kyler Deese [AU], Casey Hughston [UA] and JC Wilhite [UA] (2015)

Triples: 2, Mikey White [UA] (2015)

Home Runs: 1, 8 times, most recently Dan Glevenyak [AU] (2014)

Total Bases: 6, 4 times, most recently Mikey White [UA] (2015)

Stolen Bases: 3, Taylor Dugas [UA] (2010)

Pitching

Innings Pitched: 7.1, Keegan Thompson [AU] (2015)

Strike Outs: 12, Keegan Thompson [AU] (2015)

Walks: 5, Taylor Guilbeau [UA] (2013)

Hits Allowed: 9, Justin Camp [AU] (2014)

TEAM RECORDS

Batting

Runs: 8 by Auburn in 2009, 2010 and 2012

Hits: 11 by Auburn in 2012 and Alabama in 2014

Doubles: 3 by both teams in 2009

Triples: 2 by Alabama in 2015

Home Runs: 2 by Auburn in 2010 and Alabama in 2009

Extra Base Hits: 5 by Auburn in 2009 and 2010 and Alabama in 2009

Total Bases: 21 by Auburn in 2010

Stolen Bases: 4 by Auburn in 2012 and Alabama 2010

Pitching

Strikeouts: 13 by Auburn in 2010 and 2015

Walks: 8 by Auburn in 2007 and Alabama in 2013

Hits Allowed: 11 by Auburn in 2014 and Alabama in 2012

**INDIVIDUAL HITTING****GAMES PLAYED**

Season: 65, Shawn McNally (1994); Brandon Moore (1994); Jay Waggoner (1994)
 Career: 246, Jay Waggoner (1992-95)

AT BATS

Game: 9, Trey Gainous at Miss. State (3/22/87); Rock Wilson at Miss. State (3/22/87); Johnny Simmons at Florida (4/22/72); Wayne Hall at Florida (4/22/72)
 Season: 291, Jay Waggoner (1994)
 Career: 998, Jay Waggoner (1992-95)

RUNS

Game: 5, by several players, last by Casey McElroy vs. Troy (4/28/09)
 Season: 83, Gabe Gross (2000)
 Career: 232, Mailon Kent (1998-2001)

HITS

Game: 6, Tyler Johnstone vs. Elon (2/25/05); Josh Etheredge at S. Carolina (3/9/97); Andy Merchant at Florida (4/22/72)
 Season: 119, Jay Waggoner (1994)
 Career: 341, Jay Waggoner (1992-95)

RUNS BATTED IN

Game: 10, Bob Berry vs. Huntingdon (4/15/82)
 Season: 103, Todd Faulkner (2000)
 Career: 269, Josh Etheredge (1995-98)

SINGLES

Season: 88, Jay Waggoner (1994)
 Career: 266, Jay Waggoner (1992-95)

DOUBLES

Inning: 2, Jamie Kersh vs. Mercer (4/15/97, 2nd); Tim Hudson vs. Morehead St. (2/8/97, 5th); Jay Waggoner vs. Troy St. (3/2/94, 1st)
 Game: 4, Ken Dempsey vs. Georgia (1971)
 Season: 27, Todd Faulkner (2000)
 Career: 71, Todd Faulkner (1998-2001)

TRIPLES

Game: 2, Jay Gonzalez vs. Alabama State (2/28/12); Dominic Rich vs. UNCC (3/4/00-G. 2); Todd Faulkner vs. Tennessee (4/11/99); Todd O'Donnell at Alabama (4/20/91, G.2); Tony Haney vs. Jacksonville St. (4/10/85); Frank Fryer at Florida (4/2/65)
 Season: 10, Trey Gainous (1986)
 Career: 20, Rock Wilson (1984-87)

HOME RUNS

Game: 3, by several players, last by Tony Caldwell at Kentucky (4/9/11)
 Season: 23, Hunter Morris (2010)
 Career: 59, Josh Etheredge (1995-98)

EXTRA-BASE HITS

Season: 49, Todd Faulkner (2000)
 Career: 125, Todd Faulkner (1998-2001)

TOTAL BASES

Game: 14, Tony Caldwell at Kentucky (4/9/11); Bo Jackson at Georgia (4/2/85); Bob Berry vs. Huntingdon (4/3/82)
 Season: 202, Hunter Morris (2010)
 Career: 532, Todd Faulkner (1998-2001)

STOLEN BASES

Game: 3, by 12 players including five times by Mailon Kent [last: Melvin Gray vs. South Carolina (5/2/15)]
 Season: 40, Mailon Kent (1999)
 Career: 90, Mailon Kent (1998-01)

BASES ON BALLS

Game: 4, by several players, last by Caleb Bowen vs. Alabama State (2/29/12)
 Season: 73, Frank Thomas (1989)
 Career: 160, Jeff Leatherman (1988-91)

STRIKEOUTS

Game: 5, Kevin Patterons vs. Charleston Southern (3/17/09); Ross Smith vs. Troy (4/25/07); Russell Whittenburg vs. Arkansas (5/19/94)
 Season: 77, Kevin Chabot (1995)
 Career: 199, Josh Etheredge (1995-98)

HIT BY PITCH

Game: 4, Dan Glevenyak at Alabama (4/11/14)
 Season: 20, Robert Lewis (1994)
 Career: 29, Trent Mummey (2008-10)

SACRIFICES

Season: 21, Rob Macrory (1996)
 Career: 58, Rob Macrory (1994-97)

SACRIFICE FLIES

Season: 9, Casey Dunn (1998)

BATTING AVERAGE

Season: .433, Paul Foster (1985)
 Career: .385, Jimmy Barfield (1963-64)

SLUGGING PERCENTAGE

Season: .864, Bo Jackson (1985)
 Career: .722, Frank Thomas (1987-89)

ON-BASE PERCENTAGE (Since 1984)

Season: .568, Frank Thomas (1989)
 Career: .527, Frank Thomas (1987-89)

HOME RUN PERCENTAGE (at bats per HR)

Season: 7.75 (16 in 124 ABs), Kevin Patterson (2010)
 Career: 10.14 (28 in 284 ABs), Bo Jackson (1983, 85-86)

MULTI-HOME RUN GAMES (Since 1979)

Season: 5, Brian Fletcher (2010)
 Career: 9, Brian Fletcher (2008-10)

MULTI-HIT GAMES (Since 1979)

Season: 38, Jay Waggoner (1994)
 Career: 101, Jay Waggoner (1992-95)

MULTI-RBI GAMES (Since 1979)

Season: 29, Tim Hudson (1997)
 Career: 74, Josh Etheredge (1995-98)

HITTING STREAK

Season: 31 games, Casey Dunn (Feb. 22 [6.1]-Apr. 15, 1997)
 27 games, Justin Fradejas (Mar. 23-May 7, 2010)
 26 games, Scott Pratt (Mar. 21-May 5, 1998)
 25 games, Mailon Kent (Mar. 11-Apr. 29, 2000)
 23 games, Steve Renfroe (1977)

INDIVIDUAL & TEAM RECORDS**INDIVIDUAL PITCHING****EARNED RUN AVERAGE**

Season: 0.99, Paul Susce (1954)
 Career: 1.69, Q.V. Lowe (1966-67)

GAMES PITCHED

Season: 44, John Madden (2005)
 Career: 108, Colter Bean (1997-2000)

GAMES STARTED

Season: 24, Ryan Halla (1995)
 Career: 77, John Powell (1990-94)

GAMES RELIEVED (Since 1975)

Season: 44, John Madden (2005)
 Career: 106, Colter Bean (1997-2000)

WINS

Season: 16, Ryan Halla (1995)
 Career: 43, John Powell (1990-94)

LOSSES

Season: 10, Mike Ferry (1990)
 Career: 20, John Powell (1990-94)

WINNING PERCENTAGE

Season: 1.000, Levale Speigner, 10-0 (2003); Jimmy Crysel, 9-0 (1964); Terry Leach, 9-0 (1974); Ed Ohman, 7-0 (1988); Lloyd Nix, 6-0 (1959); Phil Constan, 5-0 (1980); John Powell, 5-0 (1990)
 Career (10 or more decisions): .885, Q.V. Lowe, 23-3 (1966-67)
 Career (20 or more decisions): .885, Q.V. Lowe, 23-3 (1966-67)

SAVES

Season: 19, Finley Woodward (1995)
 Career: 29, Finley Woodward (1995-97)

COMPLETE GAMES

Season: 10, Joe Beckwith (1977); Q.V. Lowe (1967)
 Career: 20, Joe Beckwith (1974-77)

SHUTOUTS

Season: 3, Tommy Youngblood (1989); Joe Beckwith (1976)
 Career: 6, Joe Beckwith (1974-77)

INNINGS PITCHED

Game: 14.0, Quineth Red Roberts vs. Alabama (SEC Playoff)
 Season: 146.2, Ryan Halla (1995)
 Career: 477.0, John Powell (1990-94)

RUNS ALLOWED

Season: 73, Ward Yerby (1983)
 Career: 232, Mark Chapman (1984-87)

EARNED RUNS ALLOWED

Season: 61, Ward Yerby (1983)
 Career: 185, Mark Chapman (1984-87)

HITS ALLOWED

Season: 137, Kevin Humphreys (1994)
 Career: 406, John Powell (1990-94)





INDIVIDUAL & TEAM RECORDS

STRIKEOUTS

Game: 15, Chris Bootcheck vs. W. Virginia (3/6/99) [8.0 IP];
 Tim Hudson vs. Winthrop (2/26/97) [7.0 IP];
 John Powell at Ole Miss (4/29/94) [7.1 IP];
 Mark Chapman vs. Clemson (3/21/86) [9.0 IP]
 Season: 191, John Powell (1993)
 Career: 602, John Powell (1990-94)

BASES ON BALLS

Season: 77, Quineth Roberts (1958)

WILD PITCHES

Season: 15, Jason Johnson (1993)
 Career: 29, Jon Hebel (1990-93); Scott Tillery (1983-86)

HIT BATSMEN

Season: 13, Eric Brandon (2002)

STRIKEOUTS PER NINE INNINGS

Season: 14.13 (113 in 72 IP), Gregg Olson (1988)
 Career: 11.89 (255 in 193.0 IP), Tim Hudson (1996-97)
 11.36 (602 in 477.0 IP), John Powell (1990-94)

HITS PER NINE INNINGS

Season: 5.40 (51 in 85 IP), Q.V. Lowe (1966)
 Career: 5.87 (139 in 213 IP), Q.V. Lowe (1966-67)

TEAM HITTING

AT BATS

Game: 66 at Florida (4/22/72) [20 inn.]
 Season: 2,428 in 1997

RUNS

Inning: 16 vs. Troy (3/2/94) [1st]
 Game: 32 vs. Troy (3/2/94)
 Season: 613 in 1997

HITS

Game: 27 vs. Troy (3/2/94)
 Season: 828 in 1997

RUNS BATTED IN

Game: 30 vs. Troy (3/2/94)
 Season: 577 in 1997

SINGLES

Season: 560 in 1997

DOUBLES

Season: 165 in 1997, 1998

TRIPLES

Season: 26 in 1986

HOME RUNS

Season: 131 in 2010

EXTRA-BASE HITS

Season: 293 in 2010

TOTAL BASES

Season: 1,385 in 2010

STOLEN BASES

Season: 116 in 1974

BASE ON BALLS

Season: 349 in 1989

STRIKEOUTS

Game: 18 vs. South Carolina (3/17/06)
 Season: 484 in 2009

HIT BY PITCH

Season: 73 in 2010

BATTING AVERAGE

Season: .348 in 2010

SLUGGING PERCENTAGE

Season: .591 in 2010

ON-BASE PERCENTAGE

Season: .428 in 1998

TEAM PITCHING

EARNED RUN AVERAGE

Season: 2.09 in 1967

SAVES

Season: 23 in 1995

COMPLETE GAMES

Season: 21 in 1967

SHUTOUTS

Season: 9 in 1988

INNINGS PITCHED

Game: 20.0 at Florida (4/22/72)
 Season: 591.2 in 1997

STRIKEOUTS

Game: 25 vs. Arkansas (5/19/94)
 Season: 629 in 1997

MISCELLANEOUS RECORDS

Games: 67 in 1997
 Wins: 50 in 1997, 1995
 Losses: 34 in 2006, 1983
 Winning Percentage: .794 in 1995 (50-13)
 Consecutive Wins: 17 in 1997
 Consecutive Losses: 10 in 2006
 SEC Wins: 20 in 2010
 SEC Losses: 21 in 2006
 SEC Winning Percentage: .882 in 1967 (15-2)
 Consecutive SEC Wins: 10 in 1987, 1967
 Consecutive SEC Losses: 10 in 2006
 Consecutive Winning Seasons: 23, 1956-77
 Consec. home games without being shutout: 190, 4/18/98-3/9/04
 Consec. non-conference home wins: 41, 2/7/97-4/22/98
 Consecutive one-run victories: 7, 1984
 Consecutive one-run games: 6 (5-1), May 3-12, 2002
 Most one-run wins, season: 12, 1967, 1981
 Most one-run losses, season: 14, 2005
 Most one-run games, season: 21, 1991, 2005



SINGLE SEASON TOP 10 - HITTING

GAMES PLAYED G
1. Heath Kelly (1997) 67
2. Jamie Kersh (1997) 67
3. Casey Dunn (1999) 65
...
Jay Waggoner (1994) 65

AT BATS AB
1. Jay Waggoner (1994) 291
2. Casey Dunn (1998) 275
3. Tim Hudson (1997) 273
...
Jay Waggoner (1995) 268

RUNS R
1. Gabe Gross (2000) 83
2. Scott Pratt (1998) 82
3. Adam Sullivan (1997) 81
...
Rock Wilson (1987) 71

HITS H
1. Jay Waggoner (1994) 119
2. Tim Hudson (1997) 108
3. Hunter Morris (2010) 105
...
Rob Macrory (1997) 99

RUNS BATTED IN RBI
1. Todd Faulkner (2000) 103
2. Tim Hudson (1997) 95
3. Josh Etheredge (1998) 90
...
Paul Foster (1985) 74

SINGLES 1B
1. Jay Waggoner (1994) 88
2. Javon Moran (2002) 81
3. Mailon Kent (1999) 81
...
Jay Waggoner (1993) 68

DOUBLES 2B
1. Todd Faulkner (2000) 27
2. Gabe Gross (2000) 26
3. Karl Amonite (2005) 25
...
Chad Wandall (1998) 23

TRIPLES 3B
1. Trey Gainous (1986) 10
2. Javon Moran (2003) 7
3. Dominic Rich (2000) 7
...
Scott Pratt (1998) 6

HOME RUNS HR
1. Hunter Morris (2010) 23
2. Brian Fletcher (2010) 22
3. Todd Faulkner (2000) 22
...
Tim Lemons (1985) 18

EXTRA BASE HITS EBH
1. Todd Faulkner (2000) 49
2. Hunter Morris (2010) 46
3. Doug Gilcrease (1982) 41
...
Scott Pratt (1998) 38

TOTAL BASES TB
1. Hunter Morris (2010) 202
2. Todd Faulkner (2000) 198
3. Tim Hudson (1997) 183
...
Jay Waggoner (1994) 161

MULTI-HIT GAMES G
1. Jay Waggoner (1994) 38
2. Tim Hudson (1997) 35
3. Brandon Moore (1994) 35
...
Javon Moran (2002) 31

MULTI-RBI GAMES G
1. Tim Hudson (1997) 29
2. Todd Faulkner (2000) 27
3. Josh Etheredge (1998) 26
...
Casey Dunn (1998) 20

STOLEN BASES SB
1. Mailon Kent (1999) 40
2. Scott Pratt (1998) 33
3. Jay Gonzalez (2012) 30
...
Rock Wilson (1987) 26

BASES ON BALLS BB
1. Frank Thomas (1989) 73
2. Gabe Gross (2000) 59
3. Gabe Gross (2001) 57
...
Jeff Leatherman (1991) 47

STRIKEOUTS K
1. Kevin Chabot (1995) 77
2. Brian Fletcher (2009) 76
3. Brian Fletcher (2010) 67
...
Frank Sanders (1994) 58

HIT BY PITCH HBP
1. Robert Lewis (1994) 20
2. Jeff Powell (1989) 19
3. Trent Mummey (2009) 17
...
John Tyler (1999) 12

BATTING AVERAGE BA
1. Paul Foster (1985) .433
2. Jim Pyburn (1954) .432
3. Gabe Gross (2000) .430
...
Andy Merchant (1969) .403

SLUGGING PCT PCT
1. Bo Jackson (1985) .864
2. Frank Thomas (1989) .801
3. Todd Faulkner (2000) .798
...
Joseph Sanders (2009) .737

ON BASE PCT OBP
1. Frank Thomas (1989) .568
2. Gabe Gross (2000) .536
3. Frank Thomas (1988) .509
...
Paul Foster (1985) .473



**CAREER TOP 10 - HITTING****AT BATS.....AB**

1. Jay Waggoner (1992-95).....	998
2. Brandon Moore (1991-94).....	917
3. Casey Dunn (1996-99).....	905
4. Chad Wandall (1996-99).....	901
5. Mailon Kent (1998-01).....	879
6. Todd Faulkner (1998-01).....	868
7. Jamie Kersh (1996-99).....	838
8. Rock Wilson (1984-87).....	801
9. Javon Moran (2001-03).....	793
10. Dominic Rich (1998-00).....	780

GAMES PLAYED.....GP

1. Jay Waggoner (1992-95).....	246
2. Chad Wandall (1996-99).....	245
3. Brandon Moore (1991-94).....	242
4. Mailon Kent (1998-01).....	232
5. Casey Dunn (1996-99).....	231
6. Mike Killimett (1991-94).....	230
7. Jamie Kersh (1996-99).....	228
8. Jeff Leatherman (1988-91).....	227
9. Josh Etheredge (1995-98).....	222
10. Andrew Albrecht (1988-91).....	221

RUNS.....R

1. Mailon Kent (1998-01).....	232
2. Jay Waggoner (1992-95).....	208
3. Dominic Rich (1998-00).....	207
Josh Etheredge (1995-98).....	207
5. Rock Wilson (1984-87).....	201
6. Todd Faulkner (1998-01).....	197
Casey Dunn (1996-99).....	197
8. Chad Wandall (1996-99).....	194
Rob Macrory (1994-97).....	194
10. Gabe Gross (1999-01).....	184

HITS.....H

1. Jay Waggoner (1992-95).....	341
2. Mailon Kent (1998-01).....	309
3. Casey Dunn (1996-99).....	307
4. Brandon Moore (1991-94).....	304
5. Todd Faulkner (1998-01).....	303
6. Chad Wandall (1996-99).....	280
7. Javon Moran (2001-03).....	267
8. Jamie Kersh (1996-99).....	261
9. Gabe Gross (1999-01).....	259
10. Rock Wilson (1984-87).....	258

RUNS BATTED IN.....RBI

1. Josh Etheredge (1995-98).....	269
2. Todd Faulkner (1998-01).....	255
3. Casey Dunn (1996-99).....	232
4. Gabe Gross (1999-01).....	218
5. Frank Thomas (1987-89).....	205
6. Jamie Kersh (1996-99).....	197
7. Paul Foster (1983-86).....	173
8. Brian Fletcher (2008-10).....	171
Kevin Chabot (1993-95).....	171
10. Mailon Kent (1998-01).....	170
Chad Wandall (1996-99).....	170

SINGLES.....1B

1. Jay Waggoner (1992-95).....	266
2. Brandon Moore (1990-94).....	245
3. Mailon Kent (1998-01).....	232
4. Casey Dunn (1996-99).....	212
5. Javon Moran (2001-03).....	203
6. Chad Wandall (1996-99).....	193
7. Jeff Leatherman (1988-91).....	192
8. Rob Macrory (1994-97).....	190
Rock Wilson (1984-87).....	190
10. Justin Hargett (2008-11).....	189

DOUBLES.....2B

1. Todd Faulkner (1998-01).....	71
2. Gabe Gross (1999-00).....	68
3. Chad Wandall (1996-99).....	61
4. Casey Dunn (1996-99).....	60
Tony Haney (1985-88).....	60
6. Bobby Huddleston (2000-03).....	56
Mailon Kent (1998-01).....	56
8. Jamie Kersh (1996-99).....	55
Josh Etheredge (1995-98).....	55
Jay Waggoner (1992-95).....	55

TRIPLES.....3B

1. Rock Wilson (1984-87).....	20
2. Clete Thomas (2003-05).....	16
3. Trey Gainous (1985-87).....	15
4. Javon Moran (2001-03).....	13
Andrew Albrecht (1988-91).....	13
6. Dominic Rich (1998-00).....	12
7. Jay Waggoner (1992-95).....	12
Mark Hatchett (1972-75).....	10
9. Adam Sullivan (1996-97).....	9
Jimmy Barfield (1963-64).....	9
Chris Christopher (1991-93).....	9
Jim Pyburn (1953-55).....	9
Johnny Tutt (1980-81).....	9

HOME RUNS.....HR

1. Josh Etheredge (1995-98).....	59
2. Todd Faulkner (1998-01).....	50
3. Brian Fletcher (2008-10).....	49
Frank Thomas (1987-89).....	49
5. Hunter Morris (2008-10).....	46
6. Trent Mummy (2008-10).....	36
7. Kevin Chabot (1993-95).....	36
8. Kevin Patterson (2008-11).....	35
Mike Bianucci (2006-08).....	35
Gabe Gross (1999-01).....	35
Paul Foster (1983-86).....	35

EXTRA-BASE HITS.....EBH

1. Todd Faulkner (1998-01).....	125
2. Josh Etheredge (1995-98).....	119
3. Gabe Gross (1999-01).....	108
4. Frank Thomas (1987-89).....	104
5. Brian Fletcher (2008-10).....	98
6. Casey Dunn (1996-99).....	95
7. Hunter Morris (2008-10).....	93
8. Jamie Kersh (1996-99).....	92
9. Chad Wandall (1996-99).....	87
10. Kevin Chabot (1993-96).....	85

TOTAL BASES.....TB

1. Todd Faulkner (1998-01).....	532
2. Josh Etheredge (1995-98).....	490
3. Casey Dunn (1996-99).....	470
4. Jay Waggoner (1992-95).....	446
5. Gabe Gross (1999-01).....	442
6. Frank Thomas (1987-89).....	434
7. Hunter Morris (2008-10).....	426
8. Mailon Kent (1998-01).....	421
9. Jamie Kersh (1996-99).....	420
10. Chad Wandall (1996-99).....	414

MULTI-HR GAMES.....G

1. Brian Fletcher (2008-10).....	9
2. Josh Etheredge (1995-98).....	8
Frank Thomas (1987-89).....	8
4. Hunter Morris (2008-10).....	5
5. Trent Mummy (2008-10).....	4
Josh Bell (2003-05).....	4
Tim Lemons (1984-85).....	4
Bob Berry (1981-83).....	4
9. Eight tied at.....	3

MULTI-HIT GAMES.....G

1. Jay Waggoner (1992-95).....	101
2. Mailon Kent (1998-01).....	93
3. Todd Faulkner (1998-01).....	92
4. Brandon Moore (1991-94).....	89
5. Casey Dunn (1996-99).....	87
6. Rob Macrory (1994-97).....	86
7. Javon Moran (2001-03).....	85
8. Gabe Gross (1999-01).....	80
9. Chad Wandall (1996-99).....	80
10. Dominic Rich (1998-00).....	77

MULTI-RBI GAMES.....G

1. Josh Etheredge (1995-98).....	74
2. Todd Faulkner (1998-01).....	68
3. Casey Dunn (1996-99).....	66
4. Gabe Gross (1999-01).....	63
5. Jamie Kersh (1996-99).....	51
6. Frank Thomas (1987-89).....	49
7. Kevin Chabot (1993-95).....	47
8. Brian Fletcher (2008-10).....	46
9. Five tied at.....	42

STOLEN BASES.....SB

1. Mailon Kent (1998-01).....	90
2. Curt Cope (1973-76).....	79
3. Dom Fucci (1976-79).....	69
4. Javon Moran (2001-03).....	68
5. Clete Thomas (2003-05).....	58
6. Bruce Edwards (2004-07).....	57
7. Rob Macrory (1994-97).....	55
8. Mickey Miller (1973-76).....	52
9. Dominic Rich (1998-00).....	47
10. Ryan Tella (2012-14).....	44
Trey Gainous (1985-87).....	44

BASE ON BALLS.....BB

1. Jeff Leatherman (1988-91).....	160
2. Frank Thomas (1987-89).....	153
3. Gabe Gross (1999-01).....	145
4. Kevin Chabot (1993-95).....	142
5. Dominic Rich (1998-00).....	141
6. Rock Wilson (1984-87).....	134
Josh Etheredge (1995-98).....	134
8. Jay Waggoner (1992-95).....	127
9. Mark Bellhorn (1993-95).....	121
10. Rob Macrory (1994-97).....	118

STRIKEOUTS.....K

1. Kevin Chabot (1993-96).....	206
2. Brian Fletcher (2008-10).....	196
3. Josh Etheredge (1995-98).....	199
4. Kevin Patterson (2008-11).....	192
5. Jamie Kersh (1996-99).....	181
6. Chad Wandall (1996-99).....	165
7. Scott Schade (2001-03).....	158
8. Josh Bell (2003-05).....	154
9. Justin Hargett (2008-11).....	151
10. Kevin Henry (84-85, '87-88).....	150

HIT BY PITCH.....HBP

1. Trent Mummy (2008-10).....	29
2. Tony Caldwell (2008-11).....	27
Brett Burnham (2000-01).....	27
Josh Etheredge (1995-97).....	27
5. Brian Fletcher (2008-10).....	26
Jeff Powell (1989-90).....	26
7. Dan Glevenyak (2012-14).....	24
Jonathan Schuerholz (2000-02).....	24
Rob Macrory (1994-97).....	24
10. Garrett Cooper (2011-13).....	23
11. Damon Haecker (2014-current).....	22

BATTING AVERAGE.....BA

1. Jimmy Barfield (1963-64).....	385
2. Frank Thomas (1987-89).....	382
3. Gabe Gross (1999-01).....	376
4. Andy Merchant (1969-72).....	363
5. Jim Pyburn (1953-55).....	360
6. Frank Fryer (1964-66).....	353
7. Mailon Kent (1998-00).....	352
Paul Foster (1983-86).....	352
9. Doug Dickey (1953-55).....	350
10. Todd Faulkner (1998-00).....	349

SLUGGING PCT.....PCT

1. Frank Thomas (1987-89).....	722
2. Bo Jackson (1983, '85-86).....	715
3. Brian Fletcher (2008-10).....	649
4. Gabe Gross (1999-01).....	641
5. Hunter Morris (2008-10).....	628
6. Jimmy Barfield (1963-64).....	626
7. Josh Etheredge (1995-98).....	635
8. Karl Amonite (2003-05).....	616
9. Mike Bianucci (2006-08).....	613
Todd Faulkner (1998-01).....	613



SINGLE-SEASON TOP 10 - PITCHING

GAMES PITCHED	G
1. John Madden (2005)	44
2. Gregg Olson (1987)	42
3. Gregg Olson (1988)	36
4. Jared Shore (2005)	35
5. Colter Bean (1999)	34
6. Steven Register (2003)	33
Brandon Mayfield (2000)	33
Finley Woodward (1995)	33
Ryan Halla (1994)	33
10. Michael Nix (2005)	32
Cory Dueitt (2003)	32

EARNED RUN AVERAGE	ERA
1. Paul Susce (1954)	0.99
2. George Simmons (1968)	1.26
3. Gregg Olson (1987)	1.26
4. Terry Leach (1974)	1.31
5. Beal Lazenby (1969)	1.43
6. Jimmy Crysel (1964)	1.46
7. Tom McClendon (1953)	1.48
8. Herbie Pearce (1954)	1.49
9. Quineth Roberts (1958)	1.56
10. Jim Blouser (1967)	1.56

GAMES STARTED (since 1975)	GS
1. Ryan Halla (1995)	24
2. John Powell (1993)	23
3. Brent Schoening (1999)	21
Chris Bootcheck (1999)	21
Kevin Humphreys (1994)	21
Mark Chapman (1987)	21
7. Chris Bootcheck (2000)	19
Bryan Hebson (1997)	19
9. Seven tied at	18

GAMES RELIEVED (since 1975)	GR
1. John Madden (2005)	44
2. Gregg Olson (1987)	42
3. Gregg Olson (1988)	35
4. Colter Bean (1999)	34
5. Steven Register (2003)	33
Brandon Mayfield (2000)	33
Finley Woodward (1995)	33
8. Michael Nix (2005)	32
9. Bryan Woodall (2008)	31
10. Jared Shore (2005)	30
Mike Ferry (1989)	30

WINS	W
1. Ryan Halla (1995)	16
2. Tim Hudson (1997)	15
Q. V. Lowe (1967)	15
John Powell (1993)	15
5. Tommy Youngblood (1989)	14
6. Brent Schoening (1999)	13
Hayden Gliemmo (1999)	13
Hayden Gliemmo (1998)	13
Kevin Humphreys (1994)	13
10. Chris Morrison (1995)	12

LOSSES	L
1. Mike Ferry (1990)	10
2. Evan Crawford (2006)	8
Jon Hebel (1992)	8
Ward Yerby (1983)	8
5. Derek Varnadore (2012)	7
Chris Dennis (2006)	7
Hayden Gliemmo (1999)	7
John Powell (1992)	7
Phil Deriso (1981)	7
Phil Deriso (1980)	7
Jack Van Yperen (1972)	7

WINNING PERCENTAGE	PCT	(W-L)
1. Levale Speigner (2003)	1.000	(10-0)
Jimmy Crysel (1964)	1.000	(9-0)
Terry Leach (1974)	1.000	(9-0)
Steven Register (2004)	1.000	(7-0)
Ed Ohman (1988)	1.000	(7-0)
Lloyd Nix (1959)	1.000	(6-0)
Steven Register (2002)	1.000	(5-0)
Phil Constan (1980)	1.000	(5-0)
John Powell (1990)	1.000	(5-0)
10. Q. V. Lowe (1967)	.938	(15-1)
11. Brent Schoening (1999)	.928	(13-1)
12. Gregg Olson (1987)	.917	(11-1)
13. Paul Burnside (2007)	.875	(7-1)
Hayden Gliemmo (2001)	.875	(7-1)
Bryan Hebson (1995)	.875	(7-1)
Quineth Roberts (1958)	.875	(7-1)
Paul Susce (1954)	.875	(7-1)

SAVES	SV
1. Finley Woodward (1995)	19
2. Steven Register (2003)	16
3. Michael Nix (2005)	13
4. Austin Hubbard (2009)	12
5. Bryan Woodall (2008)	11
6. Terrance Dedrick (2013)	10
Austin Hubbard (2010)	10
Gregg Olson (1988)	10
Gregg Olson (1987)	10
10. Justin Camp (2015)	8
Steven Register (2004)	8
Colter Bean (1999)	8
Finley Woodward (1997)	8
Mike Ferry (1989)	8

COMPLETE GAMES	CG
1. Joe Beckwith (1977)	10
Q. V. Lowe (1967)	10
3. Bill Letchworth (1951)	9
4. John Powell (1993)	7
John Powell (1992)	7
Ward Yerby (1983)	7
Jim Blouser (1967)	7
8. Mark Chapman (1987)	6
Mark Chapman (1986)	6
Robert Hudson (1977)	6
Robert Hudson (1976)	6
Terry Leach (1976)	6
Davis May (1975)	6

INNINGS PITCHED	IP
1. Ryan Halla (1995)	146.2
2. Kevin Humphreys (1994)	142.2
3. John Powell (1993)	141.0
4. Brent Schoening (1999)	138.1
5. Q.V. Lowe (1967)	128.0
6. Chris Bootcheck (1999)	127.2
7. Hayden Gliemmo (1999)	123.1
8. Chris Bootcheck (2000)	122.0
9. Scott Renner (1989)	120.0
10. Tim Hudson (1997)	118.1
Hayden Gliemmo (1998)	118.1

STRIKEOUTS	K
1. John Powell (1993)	191
2. Tim Hudson (1997)	165
3. Brent Schoening (1999)	151
4. Ryan Halla (1995)	148
5. John Powell (1994)	130
6. Chris Bootcheck (1999)	125
7. Q.V. Lowe (1967)	123
8. Bryan Hebson (1997)	121
John Powell (1991)	121
10. John Powell (1992)	120



CAREER TOP 10 - PITCHING/DEFENSE

GAMES PITCHED	GP
1. Colter Bean (1997-00)	108
2. Cory Dueitt (2001-04)	107
3. Gregg Olson (1986-88)	97
4. John Powell (1990-94)	96
5. Ryan Halla (1993-96)	89
6. Levale Speigner (2000-03)	87
Mark Fuller (1989-92)	87
8. Finley Woodward (1995-97)	85
9. Mark Shifflett (1978-81)	84
10. Mike Ferry (1988-90)	77

EARNED RUN AVERAGE	FRA
1. Q.V. Lowe (1966-67)	1.69
2. Joe Overton (1962-63)	1.77
3. Joe Beckwith (1974-77)	1.92
4. Tommy Smith (1967-68)	2.07
5. Monti Sharpe (1964-65)	2.25
6. Rick Eisenacher (1969-71)	2.46
7. Keegan Thompson (2014-15)	2.49
8. Cole Lipscomb (2014-15)	2.50
9. Jim Blausler (1966-67)	2.52
10. Terry Leach (1973-76)	2.53

GAMES STARTED (since 1975)	GS
1. John Powell (1990-94)	77
2. Hayden Gliemmo (1998-00)	63
Mark Chapman (1984-87)	63
4. Ryan Halla (1993-96)	58
5. Arnold Hughey (2002-05)	55
6. Brent Schoening (1997-99)	52
7. Levale Speigner (2000-03)	51
8. Colby Paxton (2001-04)	49
Chris Bootcheck (1998-00)	49
10. Bryan Hebson (1995-97)	44

GAMES RELIEVED (since 1975)	GR
1. Colter Bean (1997-00)	106
2. Cory Dueitt (2001-04)	89
3. Gregg Olson (1986-88)	82
4. John Madden (2004-05)	73
5. Finley Woodward (1995-96)	69
6. Bradley Hendrix (2008-11)	68
7. Steven Register (2002-04)	68
8. Mike Ferry (1989-90)	67
9. Jason LeBoeuf (1992-95)	64
10. Austin Hubbard (2007-10)	63
Chris Dennis (2003-07)	63

WINS	W
1. John Powell (1990-94)	43
2. Ryan Halla (1993-96)	39
3. Hayden Gliemmo (1998-00)	37
4. Joe Beckwith (1974-77)	31
5. Brent Schoening (1997-99)	29
6. Levale Speigner (2000-03)	28
7. Mark Shifflett (1978-81)	27
Mark Chapman (1984-87)	26
9. Chris Bootcheck (1998-00)	25
Bryan Hebson (1995-97)	25
Gregg Olson (1986-88)	25

LOSSES	L
1. John Powell (1990-94)	20
2. Phil Deriso (1978-81)	19
3. Arnold Hughey (2002-05)	17
Jack Van Yperen (1971-73)	17
Mark Shifflett (1978-81)	17
Mark Chapman (1984-87)	17
7. Jon Luke Jacobs (2009-12)	16
Ryan Halla (1993-96)	16
Jon Hebel (1990-93)	16
Bill Latham (1978-81)	16

WINNING PCT (10+ Dec.)	PCT	(W-L)
1. Q.V. Lowe (1966-67)	885	(23-3)
2. Chris Morrison (1994-95)	840	(21-4)
3. Steven Register (2002-04)	833	(15-3)
4. Joe Overton (1962-63)	824	(14-3)
5. Jerry Lewter (1963-65)	818	(9-2)
6. Tim Hudson (1996-97)	800	(20-5)
Jimmy Crysel (1963-65)	800	(12-3)
8. Kevin Humphreys (1994-95)	786	(22-6)
9. Gregg Olson (1986-88)	781	(25-7)
10. Hayden Gliemmo (1998-01)	775	(37-12)

WINNING PCT (20+ Dec.)	PCT	(W-L)
1. Q.V. Lowe (1966-67)	885	(23-3)
2. Chris Morrison (1994-95)	840	(21-4)
3. Tim Hudson (1996-97)	800	(20-5)
4. Kevin Humphreys (1994-95)	786	(22-6)
5. Gregg Olson (1986-88)	781	(25-7)
6. Hayden Gliemmo (1998-01)	775	(37-12)
7. Brent Schoening (1997-99)	763	(29-9)
8. Tommy Youngblood (1987-90)	739	(17-6)
9. Chris Bootcheck (1998-00)	714	(25-10)
10. Ryan Halla (1993-96)	709	(39-16)

SAVES	S
1. Finley Woodward (1995-96)	29
2. Steven Register (2002-04)	25
3. Austin Hubbard (2007-10)	22
4. Colter Bean (1997-00)	20
Gregg Olson (1986-88)	20
6. Terrance Dedrick (2013-14)	14
7. Michael Nix (2004-05)	13
Mike Ferry (1988-90)	13
9. Justin Camp (2013-15)	11
Bryan Woodall (2006-08)	11
11. Scott Sullivan (1991-93)	10
Phil Deriso (1978-81)	10

COMPLETE GAMES	CG
1. Joe Beckwith (1974-77)	20
2. John Powell (1990-94)	18
3. Mark Chapman (1984-87)	17
4. Robert Hudson (1975-77)	14
5. Terry Leach (1973-76)	13
6. Q.V. Lowe (1966-67)	10
7. Ward Yerby (1982-83)	9
8. Phil Deriso (1978-81)	8
9. Stacy Jones (1986-88)	7
Bill Latham (1978-81)	7
Jim Blausler (1966-67)	7

INNINGS PITCHED	IP
1. John Powell (1990-94)	477.0
2. Ryan Halla (1993-96)	400.0
3. Levale Speigner (2000-03)	369.2
4. Hayden Gliemmo (1998-01)	359.0
5. Arnold Hughey (2002-05)	345.1
6. Mark Chapman (1984-87)	343.1
7. Joe Beckwith (1974-77)	338.0
8. Brent Schoening (1997-99)	325.0
9. Chris Bootcheck (1998-00)	304.1
10. Mark Fuller (1989-92)	288.2

STRIKEOUTS	K
1. John Powell (1990-94)	602
2. Ryan Halla (1993-96)	392
3. Brent Schoening (1997-99)	327
4. Hayden Gliemmo (1998-01)	290
5. Arnold Hughey (2002-05)	272
6. Gregg Olson (1986-88)	271
7. Chris Bootcheck (1998-00)	270
8. Tim Hudson (1996-97)	255
9. Bryan Hebson (1995-97)	251
10. Mark Chapman (1984-87)	245

CAUGHT STEALING BY	CS
1. Tony Caldwell (2008-11)	59
2. Casey Dunn (1996-99)	57
3. Blake Austin (2011-2014)	48
4. Josh Bell (2003-05)	39
5. Bobby Huddleston (2000-03)	35
6. Josh Donaldson (2005-07)	29
Trent Pratt (2001-02)	29
8. Ryan Jenkins (2006-10)	28
9. Kirby Clark (1995-96)	26
10. Blake Austin (2011-12)	20
Hayden Gliemmo (1998-01)	20



TEAM TOP 10

TEAM BATTING

GAMES

- 67 (1997)
- 65 (1999)
- 65 (1994)
- 64 (2010)
- 64 (1989)
- 64 (1998)
- 63 (2003)
- 63 (1995)
- 63 (1993)
- 62 (2015)

AT BATS

- 2,428 (1997)
- 2,344 (2010)
- 2,327 (1994)
- 2,324 (1998)
- 2,323 (1999)
- 2,244 (2003)
- 2,174 (1995)
- 2,169 (2000)
- 2,158 (1993)
- 2,132 (1989)

RUNS

- 613 (1997)
- 595 (1998)
- 584 (2010)
- 558 (2000)
- 546 (1999)
- 503 (1994)
- 480 (1995)
- 464 (1989)
- 426 (1993)
- 412 (1987)

HITS

- 828 (1997)
- 816 (2010)
- 789 (1998)
- 769 (1999)
- 744 (1994)
- 702 (2000)
- 687 (2003)
- 679 (1993)
- 673 (1995)
- 659 (1989)

RBI

- 577 (1997)
- 549 (2010)
- 541 (1998)
- 507 (2000)
- 495 (1999)
- 444 (1994)
- 435 (1995)
- 414 (1989)
- 385 (1993)
- 381 (1991)

SINGLES

- 560 (1997)
- 548 (1994)
- 542 (1999)
- 523 (2010)
- 518 (1998)
- 511 (1993)
- 488 (1989)
- 480 (2000)
- 477 (2003)
- 463 (2002)

DOUBLES

- 165 (1997)
- 165 (1998)
- 157 (1999)
- 152 (1995)
- 148 (2010)
- 144 (2000)
- 139 (2003)
- 135 (2008)
- 133 (1994)
- 128 (2002)

TRIPLES

- 26 (1986)
- 23 (1980)
- 22 (1985)
- 21 (2003)
- 21 (1994)
- 20 (1999)
- 19 (2012)
- 19 (1996)
- 19 (1998)
- 18 (2015)
- 18 (1997)
- 18 (1964)

HOME RUNS

- 131 (2010)
- 103 (2009)
- 87 (1998)
- 85 (1997)
- 72 (1985)
- 63 (2000)
- 61 (1983)
- 60 (1984)
- 58 (2008)
- 57 (1978)
- 57 (1982)

EXTRA-BASE HITS

- 293 (2010)
- 271 (1998)
- 268 (1997)
- 227 (1999)
- 222 (2000)
- 219 (1995)
- 218 (2009)
- 210 (2003)
- 208 (2008)
- 196 (1994)

TOTAL BASES

- 1,385 (2010)
- 1,284 (1997)
- 1,253 (1998)
- 1,116 (1999)
- 1,065 (2000)
- 1,045 (1994)
- 1,018 (2003)
- 1,009 (1995)
- 983 (2009)
- 938 (1993)

STOLEN BASES

- 116 (1974)
- 113 (2012)
- 105 (2007)
- 101 (1971)
- 97 (2000)
- 90 (1978)
- 84 (2001)
- 83 (1999)
- 80 (2014)

BASE ON BALLS

- 349 (1989)
- 346 (1998)
- 340 (2000)
- 320 (1995)
- 308 (1994)
- 288 (2001)
- 278 (1997)
- 277 (1983)
- 276 (1986)
- 271 (1991)
- 271 (1987)

STRIKEOUTS

- 484 (2009)
- 465 (2010)
- 416 (2005)
- 416 (2004)
- 412 (2015)
- 409 (2003)
- 408 (1998)
- 399 (2011)
- 399 (1995)
- 394 (2007)

HIT BY PITCH

- 76 (2014)
- 73 (2010)
- 70 (1997)
- 65 (2007)
- 65 (2000)
- 64 (1989)
- 63 (2009)
- 61 (2006)
- 60 (2011)
- 60 (2001)

BATTING AVG.

- .348 (2010)
- .341 (1997)
- .340 (1998)
- .331 (1999)
- .325 (1964)
- .324 (2000)
- .323 (1985)
- .320 (1994)
- .316 (1982)
- .315 (1993)

SLUGGING PCT.

- .591 (2010)
- .539 (1998)
- .529 (1997)
- .516 (2009)
- .514 (1985)
- .495 (1982)
- .491 (2000)
- .480 (1999)
- .476 (1978)
- .475 (2008)

ON-BASE PCT.

- .428 (1998)
- .425 (2000)
- .423 (2010)
- .419 (1997)
- .417 (1999)
- .417 (1989)
- .410 (1994)
- .407 (1995)
- .399 (1988)
- .397 (1987)
- .397 (1985)

TEAM PITCHING

ERA

- 2.09 (1967)
- 2.19 (1964)
- 2.19 (1954)
- 2.32 (1976)
- 2.48 (1958)
- 2.49 (1969)
- 2.50 (1962)
- 2.54 (1968)
- 3.13 (1975)
- 3.13 (1988)

WINS

- 50 (1997)
- 50 (1995)
- 46 (1999)
- 46 (1998)
- 44 (1994)
- 44 (1989)
- 43 (2010)
- 42 (2003)
- 42 (1987)
- 41 (2000)

LOSSES

- 34 (2006)
- 34 (1983)
- 29 (2011)
- 28 (2014)
- 28 (2012)
- 28 (2008)
- 26 (2015)
- 26 (2005)
- 26 (2002)
- 26 (1981)
- 25 (2009)
- 25 (2007)
- 25 (1992)

SAVES

- 23 (1995)
- 21 (2005)
- 21 (2003)
- 18 (2015)
- 18 (2013)
- 18 (1997)
- 16 (2010)
- 15 (2011)
- 14 (2012)
- 14 (2007)
- 14 (1994)
- 14 (1988)

WINNING PCT.

- .794 (1995)
- .773 (1954)
- .762 (1967)
- .750 (1964)
- .746 (1997)
- .719 (1998)
- .712 (1976)
- .709 (1988)
- .708 (1999)
- .705 (1974)

SHUTOUTS

- 9 (1988)
- 8 (2015)
- 8 (1989)
- 8 (1976)
- 7 (1967)
- 5 (2014)
- 5 (1992)
- 5 (1990)
- 5 (1974)
- 4 (2002)
- 4 (2001)
- 4 (1998)
- 4 (1997)
- 4 (1993)
- 4 (1980)
- 4 (1977)
- 4 (1975)

INNINGS PITCHED

- 591.2 (1997)
- 572.1 (2010)
- 570.0 (1999)
- 570.0 (1994)
- 565.1 (1995)
- 561.2 (1998)
- 559.0 (2003)
- 547.2 (2015)
- 540.2 (1989)
- 538.2 (1993)

STRIKEOUTS

- 629 (1997)
- 558 (1993)
- 554 (1999)
- 512 (1994)
- 489 (1996)
- 484 (2010)
- 481 (1991)
- 472 (1998)
- 465 (2015)
- 453 (1992)

COMPLETE GAMES

- 21 (1967)
- 19 (1977)
- 18 (1976)
- 16 (1975)
- 13 (1985)
- 13 (1981)
- 11 (1992)
- 11 (1989)
- 11 (1983)
- 9 (1993)
- 9 (1986)





YEAR-BY-YEAR TEAM HITTING

Year	G	Avg.	Sig. Pct.	OB Pct.	AB	R	H	2B	3B	HR	RBI	SB	SBA	BB	SO	HBP	SAC	SF
1949	19	.227			590	74	134	20	8	4	52	22		12			12	
1950	25	.294			878	150	258	32	8	3	121	64		116			21	
1951	25	.295			916	212	270	40	12	16	163							
1952	26	.256			927	187	237	36	12	8	149	27		167	171			
1953	21	.234			697	114	163	21	9	10	88							
1954	22	.281			740	154	208	32	14	11	150							
1955	25	.288			890	172	256	42	7	9	153							
1956	23	.270			756	165	204	25	12	12	141	54						
1957	26	.294			889	176	261	29	13	10	154	24						
1958	27	.274			951	198	261	42	13	15	174	40						
1959	27	.271			929	155	252	38	8	4	130	44						
1960	23	.268			817	159	219	32	9	12	126	28						
1961	25	.289			863	190	249	37	13	22	176	14		151				
1962	22	.268			758	146	203	32	8	17	142	1		129				
1963	25	.268			822	156	220	36	16	8	130	55						
1964	28	.307			933	174	286	42	19	8	134	56						
1965	20	.280			656	129	184	33	17	10	104	35						
1966	23	.271			790	117	214	27	9	21	107	24						
1967	42	.289			1279	219	369	47	12	32	198	36		146				
1968	34	.291			1091	182	318	44	9	19	150	18						
1969	37	.278			1178	189	328	49	10	8	160	65						
1970																		
1971	39	.303			1225	242	371	67	8	32	223	101						
1972	35	.268			1128	185	302	44	14	18	159	58						
1973	39	.248			1221	185	303	45	15	9	166	78						
1974	44	.274			1332	252	365	58	15	14	201	116		241	186		17	20
1975	45	.261			1378	231	360	77	6	21	210	56		204	263		18	25
1976	52	.283			1506	286	426	66	8	28	251	75		236	246		40	16
1977	46	.284			1395	285	396	71	12	34	251	78		239	300		30	16
1978	54	.293			1707	372	501	109	16	57	298	90		238	324	25	29	24
1979	42	.275			1238	245	341	58	11	33	201	67		216	231	19	40	18
1980	51	.248			1542	237	382	60	23	20	189	69		231	327	23	58	20
1981	53	.273			1691	292	461	80	8	49	248	46		203	278	14	28	13
1982	48	.316			1569	348	496	93	8	57	307	29		222	222	18	23	18
1983	50	.262	.436		1597	315	418	81	7	61	268	33	54	277	314	21	30	
1984	51	.270	.439		1611	313	435	75	10	60	275	49	63	231	312	23	28	12
1985	52	.323	.514		1796	404	580	83	22	72	372	23	33	213	287	21	10	20
1986	55	.291	.431		1821	364	530	75	26	42	322	28	34	276	294	22	17	17
1987	59	.306	.469	.397	1931	412	590	123	15	54	365	59	74	271	304	31	16	15
1988	55	.308	.415	.399	1785	373	549	96	15	27	332	21	33	258	275	31	10	24
1989	64	.309	.433	.413	2132	464	659	116	16	39	414	32	42	349	275	64	24	24
1990	58	.291	.409	.382	1880	372	548	99	14	31	323	21	38	253	246	37	20	23
1991	59	.299	.444	.390	1985	411	593	110	11	52	381	25	41	271	274	39	24	20
1992	55	.281	.352	.370	1812	258	510	70	12	11	225	34	50	238	294	31	28	17
1993	63	.315	.435	.396	2158	426	679	116	13	39	385	59	83	255	348	34	37	18
1994	65	.320	.449	.410	2327	503	744	133	21	42	444	64	85	308	379	48	52	26
1995	63	.310	.464	.407	2174	480	673	152	17	50	435	48	76	320	399	38	55	27
1996	56	.287	.428	.373	1951	374	559	115	19	41	345	67	78	222	330	48	51	16
1997	67	.341	.529	.419	2428	613	828	165	18	85	577	67	82	278	382	70	49	30
1998	64	.340	.539	.428	2324	595	789	165	19	87	541	76	95	346	408	43	26	37
1999	65	.331	.480	.417	2323	546	769	157	20	50	495	83	93	324	368	48	45	40
2000	61	.324	.491	.425	2169	558	702	144	15	63	507	97	118	340	314	65	44	30
2001	58	.291	.417	.393	1981	406	576	118	14	35	365	84	102	288	320	60	43	25
2002	60	.302	.427	.373	2116	399	639	128	7	41	358	56	66	215	356	41	43	25
2003	63	.306	.454	.374	2244	399	687	138	21	50	374	50	67	212	409	43	34	21
2004	56	.279	.398	.358	1935	318	540	105	16	31	291	39	50	218	416	33	39	22
2005	60	.293	.434	.377	2069	356	607	118	17	46	326	76	96	243	416	49	19	25
2006	56	.276	.389	.351	1945	283	536	104	6	35	255	41	55	174	397	61	31	15
2007	56	.295	.411	.382	1978	395	583	104	6	38	350	105	127	234	394	65	37	29
2008	56	.301	.475	.383	1949	387	586	135	15	58	346	74	106	228	386	51	30	30
2009	56	.286	.516	.381	1906	391	546	102	13	103	371	40	55	239	484	63	32	20
2010	64	.348	.591	.423	2344	584	816	148	14	131	549	61	94	261	465	73	58	38
2011	58	.296	.421	.380	2013	335	596	120	7	39	311	44	71	228	399	60	45	24
2012	59	.304	.432	.386	2005	351	610	113	19	35	311	113	151	232	372	52	60	27
2013	56	.275	.385	.359	1848	272	508	101	5	31	246	33	55	214	353	40	35	23
2014	56	.270	.340	.360	1838	235	497	65	9	15	212	80	119	192	298	76	51	19
2015	62	.273	.371	.359	2029	301	553	109	18	18	272	62	100	232	412	57	45	25



YEAR-BY-YEAR TEAM PITCHING

Year	G	W-L	Pct.	SV	CG	SHO	FRA	IP	H	R	ER	BB	SO	PO	A	F	Pct.	DP
1949	19	9-10	.473				5.48	166.0	156	144	101	79	103	482	177	69	.905	18
1950	25	12-13	.480					217.2	180	104		142	156	524	290	65	.926	---
1951	25	14-11	.560					225.0	204	156		145	170	---	---	---	---	---
1952	26	13-11	.542				4.14	235.0	193	162	108	158	139	698	264	59	.942	---
1953	21	9-12	.429				3.84	173.1	161	120	74	131	132	629	199	66	.926	---
1954	22	17-5	.773				2.19	189.0	148	86	46	94	122	538	212	43	.946	---
1955	25	9-16	.360					215.2	249	191		119	133	641	230	83	.913	---
1956	23	12-11	.522				4.06	170.2	191	123	77	111	118	560	239	53	.938	---
1957	26	16-10	.615				3.24	222.0	228	132	80	106	144	665	288	53	.947	---
1958	27	19-8	.704				2.48	290.0	219	118	80	115	214	---	---	---	---	40
1959	27	15-11	.577				3.21	230.0	232	123	82	108	173	---	---	80	---	22
1960	23	15-8	.652				5.31	207.0	209	148	122	128	158	1265	601	105	.947	37
1961	25	14-11	.560				4.21	220.0	235	150	103	120	129					
1962	22	15-7	.682				2.50	205.0	186		57	108	160					
1963	25	17-8	.680				3.46	213.0	158	98	82	103	189					
1964	28	21-7	.750				2.45	246.1	177	91	67	136	179					
1965	20	13-7	.650				4.66	152.2	140	89	79	91	121					
1966	23	14-9	.609				2.65	180.0	133	77	53	79	132					
1967	42	32-10	.762		21		2.09	374.0	271	145	87	168	312					
1968	34	22-12	.647				2.52	289.0	226	109	81	154	232					
1969	37	20-17	.541				2.49	318.0	270	128	88	155	265					
1970																		
1971	39	23-16	.590				4.65	325.1	323	212	168	161	257					
1972	35	18-17	.514				3.15	303.0	305	174	106	106	186					
1973	39	20-19	.513			3	3.71	329.2	288	184	136	178	188					
1974	44	31-13	.705			5	2.88	362.1	287	154	116	206	171					
1975	45	24-21	.533		16	4	3.13	371.1	306	186	129	174	240					
1976	52	37-15	.712		18	8	2.32	399.1	318	175	103	177	299					
1977	46	28-18	.609		19	4	3.94	367.2	360	227	161	184	262					
1978	54	33-21	.611		6	2	4.13	442.0	413	294	203	257	284					
1979	42	21-21	.500	8	8	2	3.84	339.2	284	195	145	207	257					
1980	51	27-24	.529	9	6		3.84	421.2	412	252	180	256	221					
1981	53	27-26	.509	11	13		4.95	438.0	501	289	241	210	257					
1982	48	27-20	.573	8	5		5.90	386.0	450	312	253	231	226			89	---	42
1983	50	16-34	.320	2	11	2	6.89	407.2	524	394	312	272	265	1193	456	101	.942	35
1984	51	27-24	.529	6	7	2	6.21	409.0	411	341	282	261	321	1226	517	99	.946	36
1985	52	30-22	.577	7	13	0	5.44	426.2	515	322	258	221	254	1259	522	97	.948	41
1986	55	31-24	.564	10	9	2	5.13	447.1	508	313	255	193	292	1353	572	100	.951	40
1987	59	42-18	.700	11	7	2	4.47	483.0	514	279	240	204	385	1452	567	69	.967	49
1988	55	39-16	.709	14	6	9	3.13	451.1	402	205	157	181	425	1352	545	74	.962	40
1989	64	44-20	.668	13	11	8	3.33	540.2	545	304	235	236	424	1622	626	77	.967	61
1990	58	34-24	.586	8	7	5	5.09	468.1	488	321	265	265	419	1405	566	98	.953	44
1991	59	35-24	.593	7	7	2	4.18	495.2	495	285	230	239	481	1487	641	83	.962	56
1992	55	30-25	.545	13	11	5	3.43	469.0	448	226	179	219	453	1407	546	72	.964	35
1993	63	40-23	.635	11	9	4	3.98	538.2	518	292	238	233	558	1616	625	82	.965	67
1994	65	44-21	.677	14	4	3	3.85	570.0	558	291	244	211	512	1710	705	93	.963	50
1995	63	50-13	.794	23	7	2	3.53	565.1	541	276	222	171	448	1696	725	94	.963	61
1996	56	32-24	.571	8	0	3	4.74	497.0	488	318	262	235	489	1491	584	104	.952	39
1997	67	50-17	.746	18	4	4	4.30	591.2	568	354	283	246	629	1775	685	109	.958	66
1998	64	46-18	.719	8	3	4	4.74	561.2	603	342	296	202	472	1685	672	93	.962	69
1999	65	46-19	.708	11	4	3	4.94	570.0	634	380	313	206	554	1710	548	103	.956	44
2000	61	41-20	.672	8	4	1	5.31	536.0	611	381	316	227	394	1608	582	101	.956	42
2001	57	37-21	.638	11	2	4	4.05	509.1	538	284	229	177	292	1528	627	90	.960	53
2002	60	34-26	.600	9	5	4	4.85	525.1	564	324	283	165	361	1576	627	68	.970	59
2003	63	42-21	.667	21	2	3	4.22	559.0	564	305	262	173	446	1677	652	77	.968	54
2004	56	32-24	.571	11	1	3	4.81	498.0	510	320	266	203	411	1494	574	81	.962	32
2005	60	34-26	.567	21	1	2	3.89	535.0	547	291	231	169	389	1605	679	83	.965	46
2006	56	22-34	.393	9	0	1	5.15	494.2	562	354	283	214	375	1484	557	90	.958	43
2007	56	31-25	.554	14	1	3	4.59	506.0	550	325	258	208	392	1518	606	91	.959	46
2008	56	28-28	.500	13	2	2	4.86	494.1	550	316	267	167	394	1483	556	64	.970	44
2009	56	31-25	.554	12	0	0	6.12	497.1	648	387	338	228	411	1492	526	65	.969	55
2010	64	43-21	.672	16	3	2	5.00	572.1	636	386	318	220	484	1717	616	93	.962	46
2011	58	29-29	.500	15	2	3	5.09	518.0	599	341	293	226	412	1554	572	71	.968	43
2012	59	31-28	.525	14	0	3	3.92	521.1	513	276	227	184	322	1564	661	84	.964	52
2013	56	33-23	.589	18	2	2	3.40	492.2	458	242	186	189	318	1478	616	66	.969	50
2014	56	28-28	.500	8	4	5	3.34	501.2	482	228	186	167	333	1503	592	65	.970	51
2015	62	36-26	.581	18	3	8	3.42	547.2	517	254	208	212	465	1643	610	61	.974	46



STREAKS AND SWEEPS

BEST OVERALL RECORD AFTER

Games	Record	Year
1	1-0	51 times
2	2-0	33 times
3	3-0	24 times
4	4-0	17 times
5	5-0	13 times
6	6-0	10 times
7	7-0	7 times
8	8-0	5 times
9	9-0	5 times
10	10-0	3 times
11	11-0	3 times
12	12-0	1997/2001
13	13-0	1997/2001
14	14-0	1997
15	15-0	1997
16	16-0	1997
17	17-0	1997
18	17-1	1997
19	18-1	1997
20	19-1	1997
21	20-1	1997
22	20-2	1997/1999
23	21-2	1997/1999
24	22-2	1997
25	23-2	1997
26	24-2	1997
27	25-2	1997
28	26-2	1997
29	27-2	1997
30	27-3	1997/1999
31	28-3	1997
32	29-3	1997
33	29-4	1995/1997
34	30-4	1995/1997
35	31-4	1995/1997
36	32-4	1995/1997
37	33-4	1995/1997
38	34-4	1995/1997
39	35-4	1995
40	36-4	1995
41	37-4	1995
42	37-5	1995
43	38-5	1995
44	39-5	1995
45	40-5	1995
46	40-6	1995
47	41-6	1995
48	42-6	1995
49	43-6	1995
50	44-6	1995
51	44-7	1995
52	45-7	1995
53	45-8	1995
54	46-8	1995
55	46-9	1995
56	46-10	1995
57	47-10	1995
58	47-11	1995
59	48-11	1995
60	49-11	1995
61	49-12	1995
62	50-12	1995
63	50-13	1995
64	49-15	1997
65	49-16	1997
66	50-16	1997
67	50-17	1997

BEST SEC RECORD AFTER

Games	Record	Year
1	1-0	12 times
2	2-0	8 times
3	3-0	4 times
4	3-1	11 times
5	4-1	6 times
6	5-1	4 times
7	6-1	1995/1999
8	7-1	1995/1999
9	8-1	1995
10	9-1	1995
11	10-1	1995
12	11-1	1995
13	12-1	1995
14	12-2	1995
15	13-2	1995
16	13-3	1995
17	14-3	1995
18	15-3	1995
19	16-3	1995
20	16-4	1995
21	17-4	1995
22	17-5	1995
23	18-5	1995
24	18-6	1995
25	18-7	1995
26	19-7	1995
27	19-8	1995
28	18-10	2010
29	19-10	2010
30	20-10	2010

WINNING STREAKS

ALL GAMES		
1	17	1997
2	16	1976
3	15	1967
4	14	1995
5	14	1995
6	13	2001
7	13	1998
8	13	1978
9	13	1999
10	11	2009
11	11	1954

SEC GAMES		
1	10	1987
2	9	1985
3	9	1958
4	8	1988
5	8	1967
6	8	1963
7	7	four times, most recently 1975-76

PLAINS MAN PARK		
1	21	1964-66
2	17	1996-97
3	14	1998
4	14	1979
5	13	1986-87
6	13	1985
7	13	1974
8	12	2001
9	12	1999-00

PLAINS MAN PARK-SEC

1. 13.....1962-63
2. 12.....1978-79
3. 12.....1964-66
4. 10.....2001
5. 8.....1982
6. 8.....1980
7. 7.....four times, most recently 1987

ROAD GAMES

1. 14.....1995
2. 14.....1967
3. 10.....1999
4. 8.....1976
5. 8.....1964
6. 8.....1959
7. 7.....1998
8. 7.....1988
9. 7.....1987
10. 6.....1974, 1964

SEC ROAD GAMES

1. 9.....1994-95
2. 7.....1964
3. 6.....1998
4. 6.....1976
5. 6.....1967-68
6. 5.....seven times, most recently 2011

ALL GAMES

LOSING STREAKS

1. 10 2006
2. 9.....2001
3. 9.....1983
4. 9.....1973-74
5. 8.....1955
6. 6.....4 times: 2007, 1986 (2x), 1982

SEC GAMES

1. 18.....2006-07
2. 9.....2009
3. 9.....2001
4. 8.....1981-82
5. 8.....1949-50
6. 7.....2013
7. 7.....1991
8. 7.....1982-83
9. 6.....5 times: 2011, 2007, 1992, 1983, 1979

PLAINS MAN PARK

1. 6.....2008
2. 6.....2006
3. 5.....2007
4. 5.....2005
5. 5.....1983
6. 5.....1973-74
7. 5.....1949-50
8. 4.....11 times, most recently 2013

PLAINS MAN PARK-SEC

1. 8.....2014
2. 6.....2006
3. 5.....2009
4. 5.....2007
5. 5.....1983
6. 5.....1949-50

ROAD GAMES

1. 15.....1978-79
2. 12.....1982-83
3. 11.....1981-82
4. 9.....2006
5. 9.....1979-80
6. 8.....2002
7. 7.....2011
8. 7.....1999
9. 7.....1986
10. 7.....1981
11. 7.....1955

SEC ROAD GAMES

1. 13.....1981-1982
2. 9.....1984-1985
3. 9.....1979
4. 8.....1982-1983
5. 7.....2000-2001
6. 7.....1999
7. 6.....six times, last in 2009

SEC SWEEPS

AUBURN HOME SWEEP VS.

Alabama.....	April 20-22, 2001
Arkansas.....	April 13-15, 2001
Florida.....	April 11-12, 1987
Georgia.....	April 23-25, 2015
Kentucky.....	April 12-14, 1986
LSU.....	April 10-11, 1982
Ole Miss.....	March 12-13, 1988
Miss. State.....	May 7-9, 2010
Missouri.....	Never
S. Carolina.....	April 4-5, 1992
Tennessee.....	April 27-29, 2012
Texas A&M.....	Never
Vanderbilt.....	May 3-5, 2002

AUBURN ROAD SWEEP VS.

Alabama.....	March 8-9, 1976
Arkansas.....	March 17-19, 2000
Florida.....	Never
Georgia.....	March 19-21, 2010
Kentucky.....	April 8-10, 2011
LSU.....	May 7-8, 1988
Ole Miss.....	May 20-22, 2010
Miss. State.....	March 21-22, 1987
Missouri.....	Never
S. Carolina.....	Never
Tennessee.....	April 14-16, 2000
Texas A&M.....	Never
Vanderbilt.....	March 19-21, 1999

AUBURN SWEPT AT HOME

Alabama.....	May 8-10, 2015
Arkansas.....	March 20-22, 2009
Florida.....	March 23-25, 2007
Georgia.....	May 12-14, 2006
Kentucky.....	March 28-29, 1992
LSU.....	May 15-17, 2014
Ole Miss.....	May 1-3, 2009
Miss. State.....	May 2-4, 2014
Missouri.....	Never
S. Carolina.....	April 20-22, 2012
Tennessee.....	Not after 1950
Texas A&M.....	Never
Vanderbilt.....	March 15-17, 2013

AUBURN SWEPT ON ROAD

Alabama.....	April 6-8, 2012
Arkansas.....	May 18-20, 2006
Florida.....	March 14-16, 2008
Georgia.....	May 4-6, 2012
Kentucky.....	April 19-20, 1968
LSU.....	March 24-26, 2013
Ole Miss.....	April 4-6, 2014
Miss. State.....	March 25-27, 2011
Missouri.....	Never
S. Carolina.....	April 29-May 1, 2011
Tennessee.....	Not after 1950
Texas A&M.....	March 13-15, 2015
Vanderbilt.....	March 24-26, 2006



YEAR-BY-YEAR LEADERS

AT BATS

Table with columns: Year, Player, AB. Lists at-bats for players from 1949 to 2015.

Table with columns: Year, Player, AB. Lists at-bats for players from 1955 to 2015.

Table with columns: Year, Player, AB. Lists at-bats for players from 1963 to 2015.

Table with columns: Year, Player, AB. Lists at-bats for players from 1973 to 2015.

Table with columns: Year, Player, R. Lists runs scored by players from 1949 to 1954.

Table with columns: Year, Player, R. Lists runs scored by players from 1950 to 1962.

Table with columns: Year, Player, AVG. Lists batting averages for players from 1949 to 1972.

Table with columns: Year, Player, HR. Lists home runs by players from 1949 to 2015.





YEAR-BY-YEAR LEADERS

1972	Joe Hoefner	8
1973	Vic Sharek	3
1974	Steve Rea	6
1975	Steve Rea	7
1976	Richie Howard	10
1977	Pat Keedy	8
1978	Pat Keedy	11
	Steve Montgomery	11
1979	Dom Fucci	7
1980	Steve Renfroe	7
1981	John Metasavage	8
	Johnny Tutt	8
1982	Doug Gilcrease	*17
1983	DeWayne Friend	11
1984	Mark Sayers	12
1985	Tim Lemons	18
1986	Paul Foster	10
1987	Frank Thomas	*21
1988	Frank Thomas	9
1989	Frank Thomas	19
1990	Tim Edge	9
1991	Brad Parker	13
1992	Brannen Veal	3
1993	Mark Bellhorn	8
	Cliff Shanks	8
1994	Kevin Chabot	12
1995	Mark Bellhorn	12
	Kevin Chabot	12
1996	Josh Etheredge	16
1997	Josh Etheredge	20
1998	Josh Etheredge	21
1999	Casey Dunn	16
2000	Todd Faulkner	22
2001	Gabe Gross	15
2002	Bobby Huddleston	11
2003	Bobby Huddleston	13
2004	Josh Bell	10
2005	Karl Amonite	11
	Josh Bell	11
2006	Josh Donaldson	10
2007	Mike Bianucci	14
2008	Mike Bianucci	13
2009	Joseph Sanders	19
2010	Hunter Morris	*23
2011	Casey McElroy	9
2012	Zach Alford	6
2013	Garrett Cooper	7
	Damek Tomscha	7
2014	Damek Tomscha	5
2015	Cody Nulph	3
	Jordan Ebert	3
	Daniel Robert	3

RUNS BATTED IN

Year	Player	RBI
1949	Jack Rucker	9
1950	Dan Gilmore	16
1951	Jake Jones	23
1952	Bill McMurry	22
1953	Jimmy Powell	14
1954	Jim Pyburn	29
1955	Doug Dickey	23
1956	Billy Ray Roberson	23
1957	Rex Frederick	26
1958	Jack Crouch	30
1959	Gerald George	21
1960	Bill Breakfield	21
	Benny Catchings	21
1961	Larry Nichols	39
1962	Wayne Fowler	*32
	Larry Nichols	*32
1963	Larry Dempsey	23
1964	Jimmy Barfield	24
1965	Frank Fryer	22
1966	Frank Fryer	18
	Ralph Wells	18
1967	Scotty Long	45
1968	Frank Baldasare	25
1969	Dennis Womack	22
1970	NA	
1971	Jack Baker	35
1972	Joe Hoefner	35
1973	Vic Sharek	38
1974	David Duffner	28
	Steve Rea	28
	Vic Sharek	28

1975	Mickey Miller	31
1976	Richie Howard	52
1977	Steve Renfroe	56
1978	Dom Fucci	34
	Steve Montgomery	44
1979	Pat Keedy	31
1980	Steve Renfroe	34
1981	John Metasavage	36
1982	Bob Berry	57
1983	DeWayne Friend	47
1984	DeWayne Friend	43
1985	Paul Foster	74
1986	Mark Sayers	53
1987	Frank Thomas	68
1988	Frank Thomas	54
1989	Frank Thomas	83
1990	Tim Edge	48
1991	Brannen Veal	67
1992	Brannen Veal	35
1993	Brian Alyea	47
1994	Brandon Moore	66
1995	Kevin Chabot	66
1996	Josh Etheredge	78
1997	Tim Hudson	95
1998	Josh Etheredge	90
1999	Casey Dunn	*86
2000	Todd Faulkner	103
2001	Gabe Gross	67
2002	Trent Pratt	54
2003	Bobby Huddleston	64
2004	Josh Bell	46
2005	Karl Amonite	59
	Josh Bell	59
2006	Andy Bennett	48
2007	Josh Donaldson	54
2008	Joseph Sanders	52
2009	Joseph Sanders	55
2010	Hunter Morris	*76
2011	Casey McElroy	53
2012	Creede Simpson	40
2013	Garrett Cooper	37
	Ryan Tella	37
2014	Blake Austin	31
2015	Daniel Robert	38

STOLEN BASES

Year	Player	SB
1949	Erik Russell	7
1950	Charlie Gilbert	17
1951	NA	
1952	Bobby Jordan	9
1953	NA	
1954	NA	
1955	NA	
1956	Billy Ray Roberson	20
1957	Billy Ray Roberson	8
1958	Pat Duke	7
1959	Jim Douglas	8
1960	Larry Nichols	10
1961	Larry Nichols	4
1962	Wayne Fowler	1
1963	Jim Bachus	13
1964	Dink Haire	17
1965	Dink Haire	11
1966	Frank Fryer	5
	Ralph Wells	5
	George Simmons	6
1967	George Simmons	4
1968	Rick Countryman	4
1969	Frank Baldasare	17
1970	NA	
1971	Bill Cameron	15
1972	Bill Cameron	17
1973	Mark Hatchett	21
1974	Curt Cope	26
1975	Curt Cope	15
1976	Curt Cope	21
1977	Dom Fucci	21
1978	Dom Fucci	*28
1979	Robert Sorrell	15
1980	Johnny Tutt	15
1981	Robert Sorrell	16
1982	Bob Berry	7
1983	Russell Smith	6
1984	Rock Wilson	12
1985	Bo Jackson	9

1986	Trey Gainous	13
1987	Rock Wilson	26
1988	Steve Burroughs	4
	Clark Preble	4
	Frank Thomas	4
1989	Chris Hart	9
1990	Andy Albrecht	6
1991	Chris Christopher	7
1992	Chris Christopher	17
1993	Chris Christopher	19
1994	Mark Bellhorn	12
	Shawn McNally	12
1995	Mark Bellhorn	11
	Ken Key	11
1996	Rob Macrory	24
1997	Rob Macrory	26
1998	Scott Pratt	33
1999	Mailon Kent	40
2000	Mailon Kent	27
2001	Javon Moran	24
2002	Jonathan Schuerholz	19
2003	Javon Moran	26
2004	Clete Thomas	24
2005	Tyler Johnstone	24
2006	Tyler Johnstone	15
2007	Bruce Edwards	28
2008	Trent Mummey	18
2009	Trent Mummey	17
2010	Justin Fradejas	14
2011	Creede Simpson	8
2012	Jay Gonzalez	*30
2013	Ryan Tella	14
2014	Dan Glevenyak	14
2015	Melvin Gray	18

WINS

Year	Player	W-L
1949	Bill Letchworth	4-1
1950	George Hill	4-3
1951	Bill Letchworth	6-6
1952	Buck Bradberry	5-5
1953	Paul Susce	4-3
1954	Paul Susce	7-1
1955	Wynton Overstreet	3-4
	Herbie Pearce	3-2
1956	Paul Susce	7-3
1957	Henry Dumas	4-2
	Fred McDuffy	4-3
	Wynton Overstreet	4-2
1958	Alan Koch	7-2
	Red Roberts	7-1
1959	Lloyd Nix	6-0
1960	Alan Koch	7-2
1961	Jim Boyd	5-1
1962	Jim Boyd	5-3
	Joe Overton	5-1
1963	Joe Overton	*9-2
1964	Jimmy Crysel	*9-1
1965	Montie Sharpe	7-2
1966	Q.V. Lowe	8-2
1967	Q.V. Lowe	*15-1
1968	Tommy Smith	7-4
1969	Rick Eisenacher	7-3
1970	Rick Eisenacher	8-
1971	Earl Nance	6-2
	Jack Van Yperen	6-4
	Bill Lawrence	5-3
	Jack Van Yperen	5-7
1973	Bill Lawrence	6-4
1974	Terry Leach	9-0
	Davis May	9-3
1975	Joe Beckwith	7-3
1976	Robert Hudson	10-5
1977	Joe Beckwith	9-5
	Robert Hudson	9-4
1978	Lynn Humphries	7-3
	Scott Roney	7-6
1979	Lynn Humphries	5-5
	Mark Shifflett	5-6
1980	Mark Shifflett	9-5
1981	Phil Deriso	7-7
	Mark Shifflett	7-3
1982	Ward Yerby	5-5
1983	Scott Tillery	4-6
1984	Tim McLain	6-2
1985	David Adams	6-6

1986	Charlie Smith	6-2
	Mark Chapman	7-6
	Gregg Olson	7-3
1987	Mark Chapman	11-4
	Gregg Olson	11-1
1988	Scott Renner	9-4
1989	Tommy Youngblood	14-3
1990	Mike Ferry	8-10
	Jason Harkins	8-5
1991	John Powell	10-4
1992	Mark Fuller	9-3
1993	John Powell	*15-5
1994	Kevin Humphreys	13-4
1995	Ryan Halla	*16-3
1996	Bryan Hebron	7-6
1997	Tim Hudson	*15-2
1998	Hayden Gliemmo	*13-3
1999	Hayden Gliemmo	*13-7
	Brent Schoening	*13-1
2000	Chris Bootcheck	9-2
	Colter Bean	9-5
2001	Levale Speigner	8-3
2002	Colby Paxton	8-6
2003	Levale Speigner	10-0
2004	Steven Register	7-0
2005	Arnold Hughey	8-4
2006	Evan Crawford	5-8
2007	Paul Burnside	7-1
2008	Grant Dayton	7-2
2009	Bradley Hendrix	7-3
2010	Grant Dayton	8-3
2011	Derek Varnadore	6-3
2012	Jon Luke Jacobs	5-4
	Trey Cochran-Gill	5-2
2013	Michael O'Neal	8-4
2014	Dillon Ortmann	9-5
2015	Cole Lipscomb	8-2

ERA

Year	Player	ERA
1949	Bill Letchworth	3.45
1950	Ernie Snow	3.24
1951	Bill Letchworth	3.60
1952	Buck Bradberry	2.71
1953	Tom McClendon	1.48
1954	Paul Susce	0.99
1955	Herbie Pearce	6.17
1956	Paul Susce	2.44
1957	Fred McDuffy	2.08
1958	Red Roberts	1.56
1959	Bob Baker	2.70
1960	Alan Koch	3.00
1961	Jim Boyd	3.55
1962	Larry Dempsey	1.80
1963	Joe Overton	*1.60
1964	Montie Sharpe	2.16
1965	Montie Sharpe	*2.49
1966	Q.V. Lowe	1.69
1967	Jim Blausler	1.56
1968	George Simmons	*1.26
1969	Beal Lazenby	1.43
1970	Rick Eisenacher	2.16
1971	Rick Eisenacher	3.47
1972	Jack Van Yperen	1.97
1973	Bill Lawrence	3.03
1974	Terry Leach	*1.30
1975	Joe Beckwith	1.97
1976	Robert Hudson	1.74
1977	Joe Beckwith	1.69
1978	Scott Roney	2.56
1979	Dana Becton	3.19
1980	Phil Constan	1.84
1981	Phil Deriso	3.79
1982	Gary Smith	3.33
1983	Ward Yerby	5.11
1984	Mark Chapman	3.44
1985	Greg Jacobson	4.73
1986	Stacy Jones	4.16
1987	Gregg Olson	*1.26
1988	Gregg Olson	*2.00
1989	Tommy Youngblood	2.62
1990	Mark Fuller	3.76
1991	Brian Senn	2.62
1992	John Powell	2.54
1993	Scott Sullivan	2.55
1994	John Powell	2.22



YEAR-BY-YEAR LEADERS

Table with columns for Year and Player, listing strikeout leaders from 1995 to 2015.

STRIKEOUTS

Table with columns for Year, Player, and SO, listing strikeout leaders from 1949 to 2007.

Table with columns for Year and Player, listing innings pitched leaders from 2008 to 2015.

INNINGS PITCHED

Table with columns for Year, Player, and IP, listing innings pitched leaders from 1949 to 2015.

SAVES

Table with columns for Year, Player, and SV, listing save leaders from 1978 to 2015.

* SEC Leader

AUBURN TRIPLE CROWN WINNERS

Table listing Auburn Triple Crown winners from 1962 to 2013.

AUBURN PITCHING TRIPLE CROWN WINNERS

Table listing Auburn Pitching Triple Crown winners from 1951 to 2011.





TEAM AND INDIVIDUAL SUPERLATIVES

AUBURN'S SEC/NCAA LEADERS

SEC BATTING			SEC PITCHING		
AVERAGE			WINS		
1971	Joey Martin	.417	1963	Joe Overton	8
1985	Paul Foster	.433	1964	Jimmy Crysel	9
1988	Frank Thomas	.385	1967	Q.V. Lowe	15
1989	Frank Thomas	.403	1993	John Powell	15
1990	Tim Edge	.387	1995	Ryan Halla	16
2000	Gabe Gross	.430	1997	Tim Hudson	15
			1998	Hayden Gliemmo	13
			1999	Hayden Gliemmo	13
				Brent Schoening	13
HITS			EARNED RUN AVERAGE		
1968	Frank Baldasare	45	1963	Joe Overton	1.26
1994	Jay Waggoner	119	1965	Mike Sharpe	1.79
			1968	George Simmons	1.25
			1974	Terry Leach	1.30
			1987	Gregg Olson	1.27
			1988	Gregg Olson	2.00
			2005	John Madden	1.77
RUNS			STRIKEOUTS		
1964	Otis Bibb	30	1967	Q.V. Lowe	123
1978	Dom Fucci	58	1968	Tony Smith	81
			1993	John Powell	191
			1997	Tim Hudson	165
HOME RUNS			SAVES		
1967	Scotty Long	11	1995	Finley Woodard	19
1982	Doug Gilcrease	17	2003	Steven Register	16
1987	Frank Thomas	*21	2005	Michael Nix	13
2010	Hunter Morris	23			
TRIPLES			INDIVIDUAL NCAA LEADERS		
1964	Jimmy Barfield	6	TRIPLES PER GAME		
1965	Frank Fryer	5	1965	Frank Fryer	0.26
1973	Mark Hatchett	5	TOTAL BASES		
1980	Johnny Tutt	*5	2010	Hunter Morris	202
1984	Rock Wilson	*7	EARNED RUN AVERAGE		
1986	Trey Gainous	10	1987	Gregg Olson	1.26
1987	Rock Wilson	7	STRIKEOUT RATIO (k/9 inn.)		
1998	Scott Pratt	8	1965	Frank Fryer	0.26
2005	Clete Thomas	6	VICTORIES		
			1997	Tim Hudson	15
			SAVES		
			2003	Steven Register	16
DOUBLES			TEAM NCAA LEADERS		
1961	Ben Catchings	*6	HOME RUNS		
1962	Larry Nichols	11	2010		131
1964	Jimmy Barfield	9	HOME RUNS PER GAME		
1971	Ken Dempsey	*12	2010		2.05
1987	Tony Haney	25	SLUGGING PERCENTAGE		
2005	Karl Amonite	25	2010		.591
RUNS BATTED IN					
1962	Larry Nichols	32			
1999	Casey Dunn	86			
2010	Hunter Morris	76			
STOLEN BASES					
1978	Dom Fucci	28			
2012	Jay Gonzalez	30			

* - Tied for SEC lead

NO-HITTERS & PERFECT GAMES

MARCH 19, 2002	
Score	Auburn 9, UAB 2
Feat	Combined No-hitter
Individuals	Mike Mueller [2.0], Lee Carter [1.0], Brandon Channell [1.0], Reid Price [1.0], Andrew Skinner [1.0], Arnold Hughey [1.0], Ken Clayton [1.0], Cory Dueitt [0.2], Sean Jones [0.1]
Notes	Notes: NCAA Division I record nine pitchers combined to no-hit UAB ... Six base runners on the evening ... One hit batter in the second inning along with two walks and three Auburn errors in the ninth inning ... Only four balls hit out of the infield.
MARCH 2, 2002	
Score	Auburn 9, Murray State 0
Feat	Perfect Game
Individual	Eric Brandon [9.0]
Notes	Retires all 27 batters faced, while striking out a career-high 12 batters ... First Auburn pitcher and first Southeastern Conference pitcher since 1963 (39 years) to toss a nine-inning perfect game ... Threw 94 pitches, including 69 for strikes ... Brandon's parents both hail from Murray, Ky., and graduated from Murray State.
APRIL 30, 1991	
Score	Auburn 14, LaGrange 0 [7 inn.]
Feat	Perfect Game
Individual	Jason Johnson [7.0]
MARCH 11, 1979	
Score	Auburn 10, Clemson 1
Feat	Combined No-Hitter
Individuals	Dan Becton [6.0], Phil Deriso [3.0]
FEBRUARY 26, 1976	
Score	Auburn 5, Houston 0 [7 inn.]
Feat	No-hitter
Individual	Joe Beckwith [7.0]
Notes	No-hitter came in the season opener.



THE LAST TIME IT HAPPENED

GRAND SLAMS (since 1979)

Date	Player	Opponent	Pitcher (R/L)	Inn.
4/1/79	Pat Keedy	Alabama	Ben Flagler	7th
1979	Tim Rowell	Fairfield	Joe Cizynski	1st
4/10/82	John Metasavage	LSU	Bill Donathon	2nd
4/14/82	Magentale	at Columbus College	Givens	1st
5/11/82	Bob Berry	at Georgia State	Tracy Dean	5th
4/6/85	Tim Lemmons	at Alabama	Greg Hibbard (L)	7th
4/7/85	Tim Lemmons	at Alabama	Mike Sodder (L)	3rd
5/2/85	Paul Foster	Alabama (Dothan)	Jeff Oyster (R)	5th
3/10/86	Paul Foster	RICHMOND	Jim Merritt (R)	7th
3/12/86	Mark Sayers	at UAB	Chris Murdock (R)	6th
3/29/86	Mark Sayers	at Vanderbilt [Gm 1]	John Parke (R)	2nd
5/1/86	Tony Haney	Alabama (Dothan)	Todd Poelstra (L)	6th
2/25/87	Frank Thomas	at UAB	Chris Murdock (R)	6th
3/8/87	Frank Thomas	at Samford	Rex Tuckler (L)	3rd
5/2/87	T. Youngblood	at Tennessee	Ron Morton (R)	9th
3/6/88	Jeff Livesey	at Vanderbilt	Mike McLochlin (R)	9th
3/20/88	Jeff Livesey	at Georgia	Phil Willis (R)	5th
3/31/88	Jeff Livesey	RIDER	Kenny Kremer (L)	8th
5/20/89	Joe Siwa	W. CAROLINA	Paul Menhart (R)	3rd
4/1/90	Mickey Tomey	at LSU	Jason Wall (L)	7th
2/8/91	Andrew Albrecht	W. CAROLINA	Jeff Graham (R)	2nd
3/4/91	Jeff Leatherman	APPALACHIAN ST.	Gary Davis (R)	8th
4/12/92	Chris Holland (ITP)	at Arkansas	Brent Birch (L)	3rd
3/5/93	Mark Bellhorn	TAMPA	Keith LeBrecque (R)	6th
3/5/94	Kevin Chabot	JACKSONVILLE ST.	Tony Shaver (R)	1st
4/11/94	Ken Key	ETSU	Todd Anderson (R)	3rd
3/17/95	Mark Bellhorn	E. MICHIGAN	Tim Tessmar (L)	8th
3/19/95	Kevin Chabot	E. MICHIGAN	Mark Rutherford (R)	3rd
2/17/96	Josh Etheredge	VMI [Gm. 1]	Danny Hughes (R)	3rd
3/5/96	Josh Etheredge	UNC-G'BORO	Jonathan Jackson (R)	5th
4/26/96	Josh Etheredge	at Ole Miss	Charles Barbour (R)	7th
3/4/97	Josh Etheredge	Samford (Vestavia)	Glen Criswell (R)	6th
3/21/97	Adam Sullivan	GEORGIA	Chris Hall (R)	7th
3/23/97	Josh Etheredge	GEORGIA	Dough Bridges (L)	1st
3/25/97	Casey Dunn	at UAB	Scott Beyer (R)	5th
5/9/97	Tim Hudson	OLE MISS	Dan DeYoung (R)	9th
2/10/98	Jamie Kersh	WINTHROP	Aaron Sundsmo (R)	9th
3/22/98	Josh Etheredge	at Georgia	Matt Hanson (R)	6th
5/9/98	Casey Dunn	at Alabama	Matt Bernard (R)	9th
2/11/00	Mailon Kent	FURMAN	Mike Dugan (L)	7th
3/12/00	Todd Faulkner	SOUTH CAROLINA	Jamie Poston (R)	8th
3/19/00	Jonathan Schuerholz	at Arkansas	Mitch Tisher (R)	7th
4/2/00	Brett Burnham	LSU	Heath McMurray (R)	5th
4/29/00	Mailon Kent	at Florida	Eddie Rojas (L)	6th
5/6/00	Jonathan Schuerholz	at Alabama	Brice Heath (R)	8th
5/27/00	Mailon Kent	vs. Stetson	Charles Aulet (R)	4th
2/10/01	Gabe Gross	CAMPBELL [Gm. 1]	Rob Finch (R)	3rd
5/11/01	Gabe Gross	at LSU	Billy Brian (R)	6th
5/31/02	Sean Gamble	vs. Florida Atlantic	Travis NeSmith (R)	2nd
3/22/03	Karl Amonite	at Kentucky	Galvin (R)	7th
4/13/03	Josh Bell	at Mississippi State	Ramsey (R)	5th
5/31/03	Scott Schade	CLEMSON	Walker (R)	8th
4/23/05	Jeff Boutwell (ITP)	FLORIDA	Alan Horne (R)	1st
2/26/06	Mike Bianucci	ELON	Justin Bors (R)	4th
4/15/06	Jeff Boutwell	MISSISSIPPI STATE	Josh Johnson (R)	4th
2/11/07	Eric Skinner	at South Alabama	Nabors (R)	1st
4/6/07	Robert Brooks	at LSU	Furbush (L)	3rd
5/17/07	Joseph Sanders	at Kentucky	Rusin (L)	4th
3/25/08	Joseph Sanders	SAMFORD	Vanfleteren (R)	4th
3/18/09	Trent Mummy	CHAS. SOUTHERN	Deighan (R)	8th
3/24/09	Joseph Sanders	at Samford	Vanderheiden (R)	6th
4/28/09	Ben Jones	TROY	Mathers (L)	5th
3/21/10	Hunter Morris	at Georgia	Tanner (R)	6th
4/9/10	Trent Mummy	LSU	Bradshaw (R)	8th
5/15/10	Trent Mummy	TENNESSEE	Blount (R)	3rd
2/22/11	Tony Caldwell	JACKSONVILLE STATE	Watts (L)	1st
3/19/11	Kevin Patterson	ARKANSAS	Moore (R)	4th
5/20/11	Tony Caldwell	at Tennessee	Saberhagen (L)	9th
3/17/12	Zach Alvord	at Ole Miss	Ellis (R)	8th
5/8/12	Zach Alvord	Presbyterian	White (L)	6th

ITP - Inside-the-park HR

LEADOFF HOME RUNS (since 1979)

Date	Player	Opponent
4/27/81	Barry Panter	Montevallo
3/20/82	Neal Mitchell	Mississippi St.
4/15/82	Neal Mitchell	Columbus College
3/30/84	Rock Wilson	Troy State
2/22/86	Bo Jackson	Clemson
3/14/87	Rock Wilson	Georgia
4/25/87	Rock Wilson	Alabama
4/26/89	Chris Hart	UAB
4/30/89	Chris Hart	Tennessee
5/14/89	Chris Hart	Georgia
2/11/90	Chris Hart	Western Carolina
2/10/91	Mike Killimett	Western Carolina
3/31/96	Adam Sullivan	Kentucky
4/23/96	Adam Sullivan	Marshall
4/22/97	Adam Sullivan	Marshall
2/16/00	Mailon Kent	UAB
3/17/02	Javon Moran	Kentucky
3/4/08	Luke Greinke	Davidson
3/18/08	Trent Mummy	at Troy
4/13/08	Trent Mummy	South Carolina
3/6/09	Trent Mummy	Brown
3/7/09 [G2]	Trent Mummy	Brown
3/11/09	Trent Mummy	Western Kentucky
3/18/09	Trent Mummy	Charleston Southern
5/17/14	Anfernee Grier	LSU

WALK-OFF HOME RUNS (since 1979)

Date	Player	Opponent
3/8/80 [13th]	Doug Gilcrease	Mississippi St.
3/9/80 [11th]	Steve Renfroe	Mississippi St.
4/26/80	Steve Renfroe	Ole Miss
5/3/80	Rodney Rushing	Alabama
3/18/82	Rodney Dollar (10th)	Austin Peay
5/4/82	Bob Berry	Troy State
4/5/83 [11th]	DeWayne Friend	Jacksonville St.
4/12/85 [G2]	Bo Jackson	Mississippi St.
3/13/85	Tim Lemons	Virginia
2/18/87 [11th]	Tony Haney	Huntington
5/24/97	David Ross	at Florida State
2/10/98	Jamie Kersh	Winthrop
2/7/03	Sean Gamble	VCU
2/20/04	Josh Bell (10th)	Boston College
2/6/05	Clete Thomas	Hofstra
2/17/06	Mike Bianucci	Hofstra
3/14/07	Josh Donaldson	VMI
2/20/09	Justin Hargett	Elon
4/10/09 [11th]	Justin Hargett	Florida
2/26/10 [10th]	Brian Fletcher	Boston College
2/15/13	Damek Tomscha	Maine

BACK-TO-BACK HOME RUNS (since 1979)

Date	Players	Opponent	Inn.
3/17/79	J.B. Brown-Steve Montgomery	at Mississippi St.	5th
3/24/81	Bob Berry-Dav. Magentale-Mike Swaim	at SE Louisiana	7th
5/5/82	Bob Berry-Rodney Dollar	Livingston	5th
4/13/83	Paul Foster-Bo Jackson	at Ala. Christian	5th
4/14/83	David Miller-Bob Berry	at Georgia Tech	1st
3/30/84	Kevin Henry-Kevin Jordan	at Troy State	4th
3/30/84	Donnie Thomas-DeWayne Friend	at Troy State	5th
4/19/84	Donnie Thomas-DeWayne Friend	Fla. Int'l	2nd
3/19/85	Bo Jackson-Mark Sayer	at Troy State	8th
3/23/85	Paul Foster-Bo Jackson	Ole Miss	3rd
4/2/85	Paul Foster-Bo Jackson	at Georgia	8th
3/29/86	Mark Sayers-Paul Foster	at Vanderbilt	2nd
5/16/87	Kevin Henry-Frank Thomas	Mississippi St.	4th
3/31/91	Brod Parker-Brannen Veal	LSU	3rd
2/26/94	Dallan Ruch-Kevin Chabot	MTSU	6th
3/2/94	Mark Bellhorn-Brandon Moore	Troy State	1st
3/22/95	Jay Waggoner-Mark Bellhorn	at UAB	6th
4/10/95	Kirby Clark-Josh Etheredge	at MTSU	3rd
4/15/95	Dallan Ruch-Kirby Clark	Arkansas	4th
5/6/95	Mark Bellhorn-Shawn McNally	at LSU	4th
3/25/97	Tucker Dearth-Jamie Kersh	at UAB	6th
4/9/97	Tim Hudson-Jamie Kersh	VMI	7th





TEAM AND INDIVIDUAL SUPERLATIVES

2/20/98	Scott Pratt-Josh Etheredge	UNC Charlotte	6th
3/10/99	Casey Dunn-Jamie Kersh	VCU	7th
3/26/99	Casey Dunn-Jamie Kersh	Alabama	4th
5/28/99	Dominic Rich-Mailon Kent	N. Carolina St.	7th
2/8/00	Dominic Rich-Gabe Gross	at Samford	7th
4/23/00	Gabe Gross-Todd Faulkner	Vanderbilt	5th
4/18/03	Bobby Huddleston-Karl Amonite	Arkansas	6th
5/3/03	Bobby Huddleston-Karl Amonite	Florida	7th
6/1/03	Bobby Huddleston-Karl Amonite	Ohio State	3rd
5/22/05	Josh Bell-Karl Amonite	Alabama	1st
3/28/06	Derek Sain-Ryan Stanley	at Troy	7th
2/10/07	Josh Donaldson-Mike Bianucci	Hofstra	7th
4/20/08	Mike Bianucci-Hunter Morris	at Vanderbilt	6th
5/9/08	Mike Bianucci-Hunter Morris	at Ole Miss	5th
3/6/09	Trent Mummy-Joseph Sanders	Brown	1st
3/11/09	Brian Fletcher-Kevin Patterson	Western Kentucky	1st
3/15/09	Brian Fletcher-Kevin Patterson	at Tennessee [61]	1st
4/5/09	Trent Mummy-Joseph Sanders	at Mississippi State	5th
4/15/09	Trent Mummy-Joseph Sanders	South Alabama	1st
3/6/10	Hunter Morris-Brian Fletcher	Miami (Ohio)	6th
4/20/10	Brian Fletcher-Hunter Morris	Troy	6th
4/23/10	Tony Caldwell-Kevin Patterson	Kentucky	7th
5/1/10	Ryan Jenkins-Dan Gamache	at Arkansas	5th
5/8/10	B. Fletcher-H. Morris-K. Patterson	Mississippi State	5th
5/8/10	Casey McElroy-Dan Gamache	Mississippi State	7th
5/11/10	Casey McElroy-Ryan Jenkins	at South Alabama	2nd
5/15/10	Trent Mummy-Brian Fletcher	Tennessee	3rd
4/27/11	Justin Fradejas-Dan Gamache	Texas Southern	2nd
4/6/13	Cullen Wacker-Garrett Cooper	at Texas A&M	3rd
2/28/15	Daniel Robert-Hunter Tackett	Alabama State	4th

FIVE-HIT GAMES (Since 1974)

Player (Yr)	AB	Opponent	Date
Andy Merchant (Sr.)	6-for-8	at Florida [20 inn.]	April 22, 1972
Doug Gilcrease (Sr.)	5-for-5	LSU	April 11, 1982
Neal Mitchell (Jr.)	5-for-5	at Columbus College	April 15, 1982
David Mogentale (Sr.)	5-for-6	Clemson	May 9, 1982
Paul Foster (Jr.)	5-for-5	Samford	February 27, 1985
Bo Jackson Jr.	5-for-6	at UAB	March 7, 1985
Mark Sayer (Jr.)	5-for-6	Georgia Southwestern	April 16, 1985
Clark Preble (Jr.)	5-for-6	at Georgia	March 20, 1988
Jeff Powell (So.)	5-for-6	Huntingdon	February 14, 1990
Tim Edge (Jr.)	5-for-5	Mississippi State	April 7, 1990
Brandon Moore (Jr.)	5-for-5	vs. Alabama (Montgomery, Ala.)	May 14, 1993
Cliff Shanks (Jr.)	5-for-5	at Oklahoma State	May 28, 1993
Jay Waggoner (Jr.)	5-for-8	Troy State	March 2, 1994
Mike Killimett (Sr.)	5-for-6	Georgia	March 25, 1994
Jay Waggoner (Jr.)	5-for-5	Birmingham Southern	April 13, 1994
Mark Bellhorn (So.)	5-for-5	vs. Old Dominion [10] (Clemson, S.C.)	May 27, 1994
Josh Etheredge (Jr.)	6-for-6	at South Carolina	March 9, 1997
Rob Macrony (Sr.)	5-for-5	at Kentucky	March 30, 1997
Tim Hudson (Sr.)	5-for-5	at Kentucky	March 30, 1997
Adam Sullivan (Sr.)	5-for-6	Alabama	April 13, 1997
Adam Sullivan (Sr.)	5-for-6	vs. Western Carolina (Tallahassee, Fla.)	May 22, 1997
Casey Dunn (Jr.)	5-for-5	at Alabama	May 10, 1998
Todd Faulkner (So.)	5-for-7	vs. Georgia Tech (Orlando, Fla.)	January 29, 1999
Casey Dunn (Sr.)	5-for-6	Tennessee	April 9, 1999
Casey Dunn (Sr.)	5-for-5	Tulane	May 30, 1999
Dominic Rich (Jr.)	5-for-6	UNC Charlotte	March 4, 2000
Todd Faulkner (Jr.)	5-for-5	UNC Charlotte	March 5, 2000
Mailon Kent (Sr.)	5-for-5	Alabama	April 22, 2001
Doug Vines (Fr.)	5-for-5	North Carolina	March 10, 2002
Tug Hulett (Fr.)	5-for-5	Georgia	May 10, 2002
Javon Moran (So.)	5-for-5	vs. Florida Atlanta (Tuscaloosa, Ala.)	May 31, 2002
Clete Thomas (Fr.)	5-for-5	at North Carolina	March 9, 2003
Sean Gamble (Jr.)	5-for-6	at South Alabama	April 13, 2004
Tug Hulett (Jr.)	5-for-7	Mississippi State	April 24, 2004
Tyler Johnstone (Jr.)	6-for-7	Elon	February 25, 2005
Clete Thomas (Jr.)	5-for-6	Arkansas	April 3, 2005
Joseph Sanders (So.)	5-for-5	at Mercer	May 13, 2008
Casey McElroy (Fr.)	5-for-5	at LSU	April 26, 2009
Creede Simpson (So.)	5-for-6	vs. Miami (Ohio)	March 5, 2010
Hunter Morris (Jr.)	5-for-6	at Georgia	March 21, 2010
Tony Caldwell (Sr.)	5-for-5	at Kentucky	April 9, 2011
Ryan Tella (So.)	5-for-6	Presbyterian	May 8, 2012

20-Run Games

AUBURN'S

32-9	TROY (3/2/94)
29-22	at Mercer (1951)
28-6	at Samford (2/6/00)
26-6	TROY (4/28/09)
25-4	VANDERBILT (1958)
25-6	at Kentucky (1956)
24-9	Vanderbilt (1965)
24-13	GEORGIA TECH (1961)
23-1	GEORGIA (3/25/94)
23-2	at UAB (2/25/87)
23-2	GEORGIA TECH (1951)
23-4	at Jacksonville (1974)
23-5	UNC CHARLOTTE (2/21/97)
23-11	at Georgia (4/2/85)
22-0	ALCORN STATE (2/21/12)
22-0	TAMPA (3/5/93)
22-1	Seton Hall (5/23/87-NCAA)
22-4	FURMAN (2/12/2000)
22-6	MERCER (4/10/07)
22-7	GEORGIA STATE (4/6/10)
22-7	SAMFORD (2/27/85)
22-8	at Vanderbilt (1967)
22-8	at Tennessee (4/25/97)
22-23	HUNTINGDON (1983)
21-4	MARSHALL (2/16/02)
21-4	MERCER (1956)
21-6	at South Carolina (3/9/97)
21-6	FAIRFIELD (1979)
21-9	Alabama (3/30/89)
21-9	GEORGIA TECH (1954)
21-11	at Arkansas (3/19/2000)
20-1	UAB (4/13/93)
20-2	at Columbus College (1982)
20-3	at Georgia (3/19/10)
20-4	at Huntingdon (1982)
20-5	at South Alabama (2/25/07)
20-6	LAGRANGE (4/3/90)
20-7	VANDERBILT (4/9/94)
20-7	Davidson (3/3/97)
20-8	MONTEVALLO (1980)
20-14	MERCER (4/16/96)

OPPONENT'S

24-2	FLORIDA (4/11/09)
23-22	HUNTINGDON (1983)
22-7	ALABAMA (4/12/97, Gm. 2)
22-8	at Florida (5/2/04)
22-10	CLEMSON (1982)
22-29	at Mercer (1951)
21-2	at LSU (5/8/93, Gm. 1)
21-7	at Florida State (1980)
20-9	ARKANSAS (3/13/99)
20-7	at Alabama (1949)
20-5	at Georgia Tech (3/30/04)
20-5	at LSU (5/11/2001)



THE LAST TIME...

BATTING SUPERLATIVES

5 Hits in a game	Ryan Tella vs. Presbyterian [5-for-6, 3B] (5/8/12)
6 Hits in a game	Tyler Johnstone vs. Elon [6-for-7, 2B, 3B] (2/25/05)
Reached base 6 times	Damon Haecker vs. JSU [3-for-3, 3 BB] (3/1/15)
5 Runs in a game	Casey McElroy vs. Troy (4/28/09)
6 Runs in a game	never
10-game hitting streak	M. Gray, 12 games, (April 10-25, 2015)
15-game hitting streak	A. Grier, 17 games, (May 16, 2014-March 7, 2015)
20-game hitting streak	Trent Mummey, 20 games (Feb. 21-March 20, 2009)
25-game hitting streak	Justin Fradejas, 27 games (March 23-May 7, 2010)
30-game hitting streak	Casey Dunn, 31 games (Feb. 22 [G1]-April 15, 1997)
3 doubles in a game	Blake Austin vs. Ole Miss (5/4/13)
4 doubles in a game	Ken Dempsey vs. Georgia (1971)
2 triples in a game	Jay Gonzalez vs. Alabama State (2/28/12)
3 triples in a game	never
2 home runs in one game	Dan Glevenyak at Jacksonville State (5/7/13)
3 home runs in one game	Tony Caldwell at Kentucky (4/9/11)
8 RBI in a game	Justin Bryant at Georgia (3/19/10)
9 RBI in a game	Hunter Morris at Georgia (3/21/10)
10 RBI in a game	Bob Berry vs. Huntington (4/15/82)
Grand Slam home run	Zach Alvard vs. Presbyterian (5/8/12)
Inside-the-park home run	Ryan Tella vs. College of Charleston (2/23/13)
HR to begin game	Anfernee Grier vs. LSU (5/17/14)
Two HR in one inning	Dan Glevenyak at Jacksonville State (8th) (5/7/13)
HR in consecutive at bats	Dan Glevenyak at Jacksonville State (5/7/13)
HR in three consecutive at bats	Brian Fletcher vs. South Alabama (4/15/09)
HR in consecutive games	Damek Tomscha (3/11-12/14)
HR in three consecutive games	Damek Tomscha (3/9-12/14)
HR in three consecutive SEC games	Trent Mummey (4/17-23/10)
HR in four consecutive games	Joseph Sanders (5/10-15/08)
HR in four consecutive SEC games	Mike Bianucci (5/2-9/08)
HR in five consecutive games	Tim Lemons (4/6-10/85)
Walk-off HR	Damek Tomscha vs. Maine (2/15/13)
Pinch-hit HR	Patrick Savage [6th] & Kody Ortman [6th] vs. Alcorn State (2/21/12)
Pinch-hit Grand Slam	Heath Higgins at Arkansas [9th] (3/19/00)
HR in first at-bat of season	Jordan Ebert vs. Binghamton (2/13/15)
Hit for the cycle	Clete Thomas [3B, 1B, 1B, HR, 2B] vs. Arkansas (4/3/05)
Stole Home	Justin Hargett vs. Davidson (Gm 2) [4th] (3/3/10)
Stole Two Bases in a Game	Gray/Burgreen vs. Georgia (4/25/15)
Stole Three Bases in a Game	Melvin Gray vs. South Carolina (5/2/15)
Hit by a Pitch More Than Once in a game	Hunter Tackett vs. Xavier (2) (3/7/15)
Hit by a Pitch 3 or more times in a game	Dan Glevenyak at Alabama (4) (4/11/14)
Scored 20 or more runs	22 vs. Alcorn State (2/21/12)
Scored 25 or more runs	26 vs. Troy (4/28/09)
Scored 30 or more runs	32 vs. Troy (3/2/94)
Scored 5+ Runs in an Inning	5, vs. No. 1 LSU (1st) (5/20/15)
Scored 6+ Runs in an Inning	6, vs. Alabama A&M (7th) (4/15/15)
Scored 7+ Runs in an Inning	8, vs. Arkansas (5th) (5/18/2013)
Scored 8+ Runs in an Inning	8, vs. Arkansas (5th) (5/18/2013)
Scored 9+ Runs in an Inning	12, at Jacksonville State (8th) (5/7/13)
10+ Runs in an Inning	12, at Jacksonville State (8th) (5/7/13)
10+ Hits in an Inning	11 vs. Furman (5th) (2/12/00)
Scored in every inning	vs. Coppin State (3/18/14)
Recorded 15 or more hits	19 vs. Ole Miss (4/18/15)
Recorded 20 or more hits	20, vs. Alcorn State (2/21/12)
Hit 3 or more Home Runs in an Inning	3, at Jacksonville State (8th) (5/7/13)
Hit 3 or more Home Runs in a Game	3, vs. Alabama State (2/18/15)
Hit 5 or more Home Runs in a Game	5, at Kentucky (4/10/11)
Hit more than 5 Home Runs in a Game	7, vs. Mississippi State (5/8/10)
Hit Back-to-Back Home Runs	D. Robert & H. Tackett vs. Alabama State (4th) (2/18/15)
Hit Back-to-Back-to-Back Home Runs	Brian Fletcher, Hunter Morris & Kevin Patterson vs. Mississippi State (5th) (5/8/10)
Had 5+ Doubles	vs. Ole Miss (6) (4/18/15)
Had 6+ Doubles	vs. Ole Miss (6) (4/18/15)
Had 7+ Doubles	vs. Alabama A&M (7) (4/18/12)
Had 8+ Doubles	vs. Tennessee (10) (5/15/10)
Stole 5+ Bases in a Game	5, vs. Bethune-Cookman (5/6/14)
Stole 6+ Bases in a Game	6, vs. Presbyterian (3/2/14)
Stole 7+ Bases in a Game	7, vs. Presbyterian (5/8/12)
Stole 8+ Bases in a Game	8, vs. Alcorn State (2/22/12)
Walked 10+ Times	10, vs. Maine (2/16/13)
Did Not Strike Out in a Game	vs. Belmont (3/11/12)

PITCHING SUPERLATIVES

INDIVIDUAL	
Nine-inning No-hitter	Eric Brandon vs. Murray State (3/2/02)
Nine-inning No-hitter (combined)	Mike Mueller [2.0], Lee Carter [1.0], Brandon Channell [1.0], Reid Price [1.0], Andrew Skinner [1.0], Arnold Hughes [1.0], Ken Clayton [1.0], Cory Dueitt [0.2], Sean Jones [0.1] vs. UAB (3/19/02)
Seven-inning No-hitter	Jason Johnson vs. LaGrange College (4/30/91)
Nine-Inning Perfect Game	Eric Brandon vs. Murray State (3/2/02)
Seven-Inning Perfect Game	Jason Johnson vs. LaGrange College (4/30/91)
Nine-inning One-hitter (individual)	Keegan Thompson vs. Presbyterian (3/1/14)
Nine-inning One-hitter (combined)	Justin Camp [6.2], Terrance Dedrick [1.1], Jay Wade [0.2], Rocky McCord [0.1], at Kennesaw State (3/11/14)
Five-inning One-hitter	Kevin Davis [3.2], Jacob Milliman [1.1], vs. Radford (2/22/15)
Complete Game	Cole Lipscomb vs. Ole Miss (4/17/15)
Complete Game Shutout	Dillon Ortman vs. Texas A&M (3/14/14)
Consecutive Complete Games	Keegan Thompson vs. Arkansas and LSU (4/4 & 4/11/15)
Struck Out 10 Batters	10 by Cole Lipscomb vs. Ole Miss (4/17/15)
Struck Out 11 Batters	12 by Keegan Thompson vs. Alabama (3/3/15)
Struck Out 12 Batters	12 by Keegan Thompson vs. Alabama (3/3/15)
Struck Out 13 Batters	13 by Jon Luke Jacobs vs. Alabama State (2/28/12)
Struck Out 14 Batters	15 by Chris Bootcheck vs. West Virginia (3/6/99)
Struck Out 15 Batters	15 by Chris Bootcheck vs. West Virginia (3/6/99)
TEAM	
Struck Out 15 Batters	Keegan Thompson [5], Cole Lipscomb [8], Justin Camp [2] vs. Binghamton (2/13/15)
Shut out an opponent	6-0 vs. Kennesaw State (4/29/15)
Consecutive shutouts	5-0 and 4-0 at Miss. State (3/27-28/15)
Shut out an SEC Opponent	3-0 at South Carolina (5/3/15)
Shut out an SEC Opponent on the Road	3-0 at South Carolina (5/3/15)
Consecutive SEC shutouts	5-0 and 4-0 at Miss. State (3/27-28/15)
Consecutive SEC shutouts on the Road	5-0 and 4-0 at Miss. State (3/27-28/15)
Was shut out	7-0 vs. Samford (3/10/15)
Was held to one hit	at Vanderbilt (3/24/06)
FIELDING SUPERLATIVES	
2 Errors in a game	Kyler Deese at Florida (5/16/15)
3 Errors in a game	Cody Nulph vs. Samford (3/10/15)
4 Errors in a game	Brett Burnham at Alabama (4/5/00)
3 Double Plays turned in a game	vs. South Carolina (4/20/14)
4 Double Plays turned in a game	vs. Bethune-Cookman (5/6/14)
5 Double Plays turned in a game	never
Triple Play (Auburn)	vs. Memphis (5/22/78)
Triple Play (Opponent)	at Florida [4th] (3/15/08)
Threw A Runner Out At Plate	Damon Haecker vs. Georgia (1st) (4/25/15)
Threw A Runner Out At Plate To End Game	Creede Simpson vs. Florida (5/19/12)
MISC. SUPERLATIVES	
Won 10 or more consecutive games	13 (2/2-24/01)
Won 15 or more consecutive games	17 (2/7-3/5/97)
Won 8 or more consecutive SEC games	9 (4/1-21/95)
Lost 5 or more consecutive games	5 (5/1-9/09)
Home Winning Streak	12 (3/30-5/4/01)
Road Winning Streak	10 (3/4-29/03)
Season-Opening Winning Streak	13 (2/2-24/01)
Extra-Innings Victory	3-2, 11 innings vs. Xavier (3/7/15)
Extra-Innings Loss	7-6, 10 innings vs. No. 4 Vanderbilt (3/21/15)
Swept a 3-game Series	Georgia (4/23-25/15)
Swept a Road Series	at Kentucky (4/8-10/11)
Swept a Road SEC Series	at Kentucky (4/8-10/11)
Swept an SEC Series	Georgia (4/23-25/15)
Swept a 4-game Series	Maine (2/15-17/13)
Swept a Double Header	vs. Alabama A&M (4/15/15)
Allowed 3 runs or fewer in a series	3 vs. Radford (2/21-22/15)
Allowed 3 runs or fewer in a SEC series	3 vs. Miss. State (3/27-29/15)
Allowed 4 runs or fewer in a SEC series	4 vs. Georgia (4/23-25/15)
Allowed 3 runs or fewer in a road series	3 vs. Miss. State (3/27-29/15)
Allowed 3 runs or fewer in a SEC road series	3 vs. Miss. State (3/27-29/15)
Overcome a deficit of 7+ runs	9 runs, [9-0, 16-14] vs. Mississippi State (5/8/10)
Won a 1-0 Game	vs. Mercer (5/30/15) [NCAA Regional]
Lost a 1-0 Game	vs. Ohio State (2/15/14)
Walk-off win	vs. Xavier (11 inn.) (3/7/15)
Walk-off loss	vs. No. 14 College of Charleston (11 inn.) (5/29/15) [NCAA Regional]





YEAR-BY-YEAR RESULTS & TEAM STATS

Date	Opponent	Score	W/L
3/30	at Mercer	4-1	W
3/31	at Montgomery Rebels	0-8	L
4/1	* at Opelika	11-9	W
4/8	* GEORGIA	5-4	W
4/9	* GEORGIA	2-4	L
4/15	* GEORGIA TECH	12-8	W
4/16	* GEORGIA TECH	3-5	L
4/19	* at Georgia	0-15	L
4/20	* at Georgia	8-4	W
4/25	* at Georgia Tech	2-8	L
4/26	* at Georgia Tech	4-3	W
4/30	* VANDERBILT	1-6	L
4/30	* VANDERBILT	3-2	W
5/6	* at Florida	4-8	L
5/7	* at Florida	2-1	W
5/13	* at Alabama	3-4	L
5/14	* at Alabama	7-20	L
5/20	* ALABAMA	3-12	L
5/21	* ALABAMA	0-4	L

1949 - 9-10, 6-10 SEC Head Coach: Johnny Williamson (1949-50)

Player	AVG	GP	AB	R	H	2B	3B	HR	RBI	BB	SAC	SB
Emmett McAfee	.306	16	49	6	15	6	1	0	6	5	0	0
Dick Hahn	.300	10	20	1	6	3	0	0	3	0	1	1
Julian Mock	.286	17	42	8	12	1	1	0	5	10	2	1
Jack Rucker	.258	19	62	10	16	1	0	1	9	7	0	2
Charlie Gilbert	.230	19	65	10	15	0	2	2	6	9	2	6
Dick Webb	.214	19	74	8	16	3	1	0	5	12	2	0
Joe Sterling	.202	19	54	8	12	2	1	0	4	7	1	2
George Hill	.190	8	21	0	4	0	0	0	0	2	0	0
Billy Fleming	.185	12	27	4	5	0	0	0	1	4	0	0
Travis Tidwell	.175	19	63	5	11	3	0	1	3	6	0	2
Erskine Russell	.154	19	65	9	10	0	1	0	1	10	0	7

Dennis Kinlaw	.333	4	6	1	2	0	0	0	0	1	0	0
Hubert Finlayson	.286	5	7	1	2	1	0	0	1	1	0	0
Jack Maxwell	.273	6	11	0	3	0	0	0	1	0	1	0
Bill Letchworth	.214	5	14	2	3	0	1	0	6	2	1	0
Jacko Norton	.154	5	13	1	2	0	0	0	1	2	1	1
Ed Whitsett	.000	3	5	0	0	0	0	0	0	0	1	0
TOTALS	.224	19	598	74	134	20	8	4	52	78	12	22

Player	FRA	W-L	APP	IP	H	R	BB	SO
Bill Letchworth	3.45	4-1	5	26.0	21	15	11	12
George Hill	3.74	3-3	7	57.2	58	25	18	41
Jack Maxwell	4.41	2-2	6	32.2	41	8	17	25
Hubert Finlayson	7.83	0-2	5	19.1	21	35	13	13
Dennis Kinlaw	7.97	0-2	5	20.1	15	31	20	12
TOTALS	5.48	9-10	19	156.0	156	114	79	103

Date	Opponent	Score	W/L
3/20	Tampa	6-4	W
3/21	Florida Southern	16-1	W
3/24	* at Florida	6-7	L
3/25	* at Florida	4-14	L
3/31	MERCER	1-2	L
4/1	at Mercer	10-5	W
4/7	* GEORGIA	5-8	L
4/8	* GEORGIA	3-5	L
4/12	at Opelika	8-4	W
4/14	* GEORGIA TECH	9-5	W
4/15	* GEORGIA TECH	8-9	L
4/19	at Opelika	5-6	L
4/21	* at Georgia	1-11	L
4/22	* at Georgia	10-7	W
4/26	* FLORIDA	5-4	W
4/27	* FLORIDA	3-5	L
5/3	* ALABAMA	1-17	L
5/4	* ALABAMA	0-17	L
5/5	* at Georgia Tech	4-8	L
5/6	* at Georgia Tech	8-3	W
5/13	* at Alabama	7-9	L
5/15	* at Vanderbilt	16-4	W
5/16	* at Vanderbilt	12-3	W
5/19	* VANDERBILT	9-4	W
5/20	* VANDERBILT	12-4	W

1950 - 12-13, 8-11 SEC Head Coach: Johnny Williamson

Player	AVG	GP	AB	R	H	2B	3B	HR	RBI	BB	SAC	SB
Ray Dean	.339	25	109	22	37	4	3	0	11	16	2	12
Dan Gilmore	.337	23	89	14	30	5	0	0	16	7	3	2
Dick Webb	.330	25	103	21	34	2	1	0	13	20	1	16
Bill Logan	.311	17	45	9	14	4	0	1	9	2	1	6
George Hill	.304	10	23	4	7	0	0	0	3	3	2	0
Gene Hoehle	.301	17	63	3	19	3	0	1	11	3	0	0
Joe Sterling	.293	25	92	17	27	6	1	0	13	12	3	6
Julian Mock	.288	23	66	11	19	2	0	0	8	18	1	1
Harvey Comp	.275	24	80	8	22	2	1	0	15	7	3	2
Bill Tucker	.265	17	49	5	13	2	0	0	6	4	2	1
Charlie Gilbert	.250	23	84	21	21	2	1	1	7	17	0	17

Jimmy Cole	1.000	1	1	1	1	0	0	0	1	0	0	0
Bill Letchworth	.250	7	20	0	5	0	1	0	6	0	1	0
Bill Fleming	.143	7	14	2	2	0	0	0	0	2	1	0
John Tisdale	.250	2	4	1	1	0	0	0	0	0	0	0
Ernest Baker	.444	7	9	3	3	0	0	0	1	0	0	0
Ernie Snow	.250	8	8	2	2	0	0	0	0	1	0	0
Jacko Norton	.143	6	7	4	1	0	0	0	0	3	1	1
Hubert Finlayson	.111	10	9	0	1	0	0	0	0	0	1	0
James Birchfield	.000	1	1	0	0	0	0	0	1	0	0	0
Earl Pearce	.000	1	0	0	0	0	0	0	0	0	0	0
Bill Christian	.000	2	0	0	0	0	0	0	0	0	0	0
John Meredith	.000	2	1	0	0	0	0	0	0	0	0	0
Verdo Elmore	.000	2	0	0	0	0	0	0	0	1	0	0
Bill McMurry	.000	2	1	1	0	0	0	0	0	0	0	0
TOTALS	.254	25	878	150	258	32	8	3	121	116	21	64

Player	FRA	W-L	APP	IP	H	R	BB	SO
Bill Letchworth	1.80	2-4	7	50.0	29	8	27	46
Ernie Snow	3.24	2-2	8	25.0	28	9	16	17
Ernest Baker	3.38	1-0	6	18.2	8	7	8	13
Hubert Finlayson	4.60	2-0	9	29.1	23	15	14	20
George Hill	4.77	4-3	10	56.2	47	30	37	29
Gene Hoehle	8.73	1-4	5	33.2	42	33	38	27

James Birchfield	0.00	0-0	1	3.0	2	0	1	3
Jimmy Cole	18.00	0-0	1	1.0	0	2	1	1
Earl Pearce	0.00	0-0	1	0.1	1	0	0	0
TOTALS	12-13	25	217.2	180	104	142	156	156

Date	Opponent	Score	W/L
3/24	B'HAM-SOUTHERN	15-2	W
3/27	MERCER	16-0	W
3/28	at Mercer	29-22	W
3/30	* GEORGIA TECH	23-2	W
3/31	* GEORGIA TECH	9-11	L
4/4	* at Tulane	5-7	L
4/5	* at Tulane	8-4	W
4/6	* at LSU	2-5	L
4/7	* at LSU	0-3	L
4/11	at Opelika	17-8	W
4/13	MONTGOMERY	2-8	L
4/14	at Montgomery	2-8	L
4/16	at Opelika	7-4	W
4/18	* at Alabama	4-5	L
4/21	at Lanett	5-14	L
4/23	* GEORGIA	4-8	L
4/24	* GEORGIA	15-5	W
4/28	* at Georgia Tech	6-1	W
4/30	* ALABAMA	5-6	L
5/1	* ALABAMA	2-0	W
5/2	at B'ham-Southern	6-4	W
5/4	* at Florida	10-2	W
5/5	* at Florida	5-19	L
5/11	* FLORIDA	7-5	W
5/12	* FLORIDA	8-1	W

1951 - 14-11, 8-8 SEC Head Coach: Dick McGowen (1951-57)

Player	AVG	AB	R	H	2B	3B	HR	RBI
Dick Webb	.359	106	28	38	10	1	1	11
Vince Robison	.356	59	6	21	1	1	2	12
Harvey Comp	.355	62	15	22	1	1	0	6
Julian Mock	.352	91	31	32	8	3	1	14
George Hill	.333	12	5	4	1	0	0	3
Ray Dean	.320	106	33	34	2	0	2	13
Gene Hoehle	.306	36	8	11	3	0	1	4
Jake Jones	.266	90	19	24	6	0	0	23
Charlie Gilbert	.244	86	17	21	1	2	5	21
Bill Logan	.238	101	22	24	2	2	1	20
Jack Rucker	.234	47	8	11	2	1	0	10
Dave Brown	.225	40	12	9	1	0	1	12

Earl Pearce	.600	5	1	3	0	1	0	0
Jim Lockard	.500	2	1	1	1	0	0	0
Jim Walley	.250	16	1	4	0	0	0	3
Fred Duart	.200	5	0	1	0	0	0	0
Dick McMurry	.200	15	1	3	2	0	1	4
Bill Letchworth	.194	36	4	7	0	0	1	7
Henry Snow	.000	1	0	0	0	0	0	0
TOTALS	.291	916	212	270	40	12	16	163

Player	FRA	W-L	APP	IP	H	R	SO
Bill Letchworth	3.60	6-6	12	92.2	62	37	78
George Hill	5.28	2-2	8	44.1	51	26	23
Gene Hoehle	7.85	4-2	9	55.0	56	48	47
Earl Pearce	7.96	1-0	3	11.1	9	10	10
Fred Duart	9.82	1-1	2	11.0	10	12	4
Jim Lockard	15.73	0-0	3	10.1	13	18	8

James Birchfield	34.60	0-0	1	1.1	3	5	0
TOTALS	6.24	14-11	25	225.0	204	156	170



YEAR-BY-YEAR RESULTS & TEAM STATS

Table with columns: Date, Opponent, Score, W/L. Lists game results from 3/22 to 5/14.

1952 • 13-11-2, 10-8-2 SEC

Head Coach: Dick McGowen (1951-57)

Player statistics table for 1952. Columns include AVG, GP, AB, R, H, 2B, 3B, HR, RBI, BB, SO, SB. Includes totals for Auburn and opponents.

Table with columns: Date, Opponent, Score, W/L. Lists game results from 3/21 to 5/9.

1953 • 9-12, 6-12 SEC

Head Coach: Dick McGowen (1951-57)

Player statistics table for 1953. Columns include AVG, GP, AB, R, H, 2B, 3B, HR, RBI, FRA, W-L, APP, IP, H, R, ER, BB, SO. Includes totals for Auburn and opponents.

Table with columns: Date, Opponent, Score, W/L. Lists game results from 3/8 to 5/8.

1954 • 17-5, 8-5 SEC

Head Coach: Dick McGowen (1951-57)

Player statistics table for 1954. Columns include AVG, GP, AB, R, H, 2B, 3B, HR, RBI, FRA, W-L, APP, IP, H, R, ER, BB, SO. Includes totals for Auburn and opponents.





YEAR-BY-YEAR RESULTS & TEAM STATS

Date	Opponent	Score	W/L
3/25	FORT BENNING	8-4	W
3/25	SAMFORD	6-4	W
3/26	at Mercer	3-5	L
3/30	at Samford	10-6	W
4/1	* at Georgia Tech	3-5	L
4/2	* at Georgia Tech	7-3	W
4/4	MERCER	15-8	W
4/8	* VANDERBILT	12-2	W
4/9	* VANDERBILT	4-2	W
4/11	* GEORGIA	8-10	L
4/12	* GEORGIA	4-5	L
4/15	* at Vanderbilt	10-12	L
4/16	* at Vanderbilt	5-6	L
4/18	* at Georgia Tech	13-8	W
4/19	* at Georgia Tech	7-12	L
4/22	* FLORIDA	3-11	L
4/23	* FLORIDA	17-7	W
4/25	* at Georgia	8-14	L
4/26	* at Georgia	6-16	L
4/29	* at Florida	8-9	L
4/30	* at Florida	2-8	L
5/2	at Alabama	1-3	L
5/3	at Alabama	2-10	L
5/6	ALABAMA	6-14	L
5/7	ALABAMA	6-9	L

1955 • 9-16, 5-11 SEC Head Coach: Dick McGowen (1951-57)

Player	AVG	GP	AB	R	H	2B	3B	HR	RBI
Doug Dickey	.380	25	105	20	40	7	3	0	23
Guy Young	.321	25	112	30	36	4	0	3	16
Byrd Whigham	.321	25	109	31	35	5	0	1	15
Howell Tubbs	.313	25	102	23	32	3	0	2	20
Gordon Swordsma	.302	19	43	4	13	3	0	0	6
Alton Shell	.287	19	66	10	19	6	0	0	12
Ben Dobson	.264	17	53	7	14	0	0	0	10
Jimmy Powell	.220	19	59	10	13	2	0	0	12
Reuben Finney	.204	16	44	9	9	1	2	0	1
Bill Burbank	.192	16	52	10	10	4	0	1	9

Jim Pyburn	.455	9	33	6	15	5	0	1	14
Jack Ramsey	.333	7	3	2	1	0	0	0	1
Paul Susce	.290	13	31	3	9	1	0	1	6
Henry Sturkie	.214	13	28	3	6	1	2	0	6
Hugh Bandy	.200	9	5	0	1	0	0	0	1
Herbie Pearce	.125	8	16	1	2	0	0	0	0
Wynton Overstreet	.050	10	20	3	1	0	0	0	1
Tom McClendon	.000	4	4	0	0	0	0	0	0
Dave Cauthen	.000	2	3	0	0	0	0	0	0
Bill Word	.000	1	0	0	0	0	0	0	0
Lee Wiggard	.000	1	2	0	0	0	0	0	0
TOTALS	.288	25	890	172	256	42	7	9	153

Player	FRA	W-L	APP	IP	H	R	ER	BB	SO
Paul Susce	2-6	13	74.0	86	67	47	70		
Herbie Pearce	3-2	7	46.2	47	32	17	21		
Wynton Overstreet	3-4	10	46.1	54	43	25	28		
Hugh Bandy	0-2	9	21.2	29	29	12	5		
Jack Ramsey	1-1	7	15.2	20	7	8	5		
Tom McClendon	0-1	4	10.1	13	12	9	4		

Bill Word	0-0	1	1.0	0	1	1	0		
TOTALS	9-16	25	215.2	249	191	119	133		

Date	Opponent	Score	W/L
3/17	at Florida Southern	10-7	W
3/23	* at Georgia	3-8	L
3/24	* at Georgia	3-1	W
3/24	* at Georgia	1-2	L
3/27	MERCER	21-4	W
3/30	* TENNESSEE	4-12	L
3/31	* TENNESSEE	2-0	W
3/31	* TENNESSEE	4-6	L
4/7	at Mercer	10-4	W
4/13	* FLORIDA	11-0	W
4/14	* FLORIDA	0-4	L
4/16	ALABAMA	11-13	L
4/17	ALABAMA	11-13	L
4/20	* at Kentucky	25-6	W
4/21	* at Kentucky	19-10	W
4/21	* at Kentucky	10-5	W
4/27	* GEORGIA TECH	1-0	W
4/28	* GEORGIA TECH	9-3	W
4/28	* GEORGIA TECH	1-10	L
5/4	* at Florida	0-3	L
5/5	* at Florida	5-1	W
5/8	at Alabama	1-6	L
5/8	at Alabama	2-4	L

1956 • 12-11, 9-7 SEC Head Coach: Dick McGowen (1951-57)

Player	AVG	GP	AB	R	H	2B	3B	HR	RBI	SB
Alton Shell	.380	23	92	24	35	4	3	1	20	12
Jack Crouch	.347	21	72	12	25	5	2	0	14	0
L.F. Lanier	.302	15	43	7	13	3	0	0	11	0
Billy Robertson	.287	23	80	29	23	5	1	1	23	20
Jimmy Laster	.272	14	44	7	12	1	0	0	4	6
Doyle Pair	.272	14	33	7	9	2	1	0	6	3
Jimmy Powell	.242	22	66	16	16	1	3	2	16	2
Guy Young	.237	23	97	17	23	0	0	0	1	2
Howell Tubbs	.216	23	83	17	18	2	1	5	20	2
Gordon Swordsma	.207	18	53	12	11	0	0	2	6	2

Paul Hemphill	1.000	1	1	1	1	0	0	0	1	0
Paul Susce	.321	10	28	4	9	2	0	1	8	0
Pat Duke	.235	11	17	3	4	0	0	0	5	2
John Martin	.200	7	5	5	1	0	0	0	1	0
Herbie Pearce	.142	8	14	0	2	0	0	0	1	0
Hindman Wall	.105	10	19	2	2	0	1	0	3	0
Wynton Overstreet	.000	7	9	2	0	0	0	0	1	0
Harold Keener	.000	2	0	0	0	0	0	0	0	0
TOTALS	.269	23	756	165	204	25	12	12	141	54

Player	FRA	W-L	APP	IP	H	R	ER	BB	SO
Paul Susce	2-4	7-3	10	73.2	66	33	20	35	56
John Martin	2-8	2-0	7	19.0	14	8	6	12	13
Herbie Pearce	3-18	2-2	8	39.2	43	24	14	13	15
Doyle Pair	5-21	1-1	6	19.0	29	19	11	11	12
Wynton Overstreet	8-44	0-5	7	26.2	31	36	25	31	17

Howell Tubbs	0-0	0-0	4	9.0	6	2	0	4	4
Harold Keener	3-0	0-0	2	3.0	2	1	1	5	1
TOTALS	4-6	12-11	23	170.2	191	123	77	111	118

Date	Opponent	Score	W/L
3/19	at Florida State	2-8	L
3/20	at Florida State	5-10	L
3/23	* GEORGIA	7-3	W
3/23	* GEORGIA	11-0	W
3/29	* at Tennessee	11-1	W
3/30	* at Tennessee	4-0	W
3/30	* at Tennessee	7-3	W
4/2	SAMFORD	8-1	W
4/6	at Mercer	14-1	W
4/9	MERCER	15-5	W
4/12	* at Florida	0-1	L
4/13	* at Florida	8-6	W
4/19	* KENTUCKY	12-5	W
4/20	* KENTUCKY	1-0	W
4/20	* KENTUCKY	10-	W
4/22	FLORIDA STATE	10-9	W
4/23	FLORIDA STATE	4-10	L
4/27	* at Georgia Tech	1-2	L
4/27	* at Georgia Tech	3-2	W
4/29	* at Georgia Tech	7-8	L
4/30	at Alabama	11-8	W
5/4	at Alabama	4-8	L
5/4	* FLORIDA	1-2	L
5/6	* FLORIDA	7-5	W
5/6	ALABAMA	6-16	L
5/7	ALABAMA	7-10	L

1957 • 16-10, 11-4 SEC Head Coach: Dick McGowen (1951-57)

Player	AVG	GP	AB	R	H	2B	3B	HR	RBI	SB
L.F. Lanier	.372	26	94	25	35	3	2	0	16	5
Rex Frederick	.360	26	89	18	32	2	3	2	26	1
Billy Ray Roberson	.317	26	104	19	33	8	1	1	21	8
Jackie Burkett	.308	20	52	11	16	2	2	2	10	0
Pate Duke	.305	20	59	14	18	1	0	2	10	0
Jack Crouch	.304	26	102	19	31	3	2	1	11	2
Bob James	.259	25	85	12	22	3	1	0	9	0
Lloyd Nix	.232	26	112	20	26	4	1	2	20	2
Tommy Lorino	.200	14	30	9	6	1	1	0	6	1

Jimmy Laster	.700	14	10	7	7	0	0	0	1	2
Fred McDuffie	.357	11	14	3	5	0	0	0	2	0
Genald George	.320	14	25	3	8	0	0	0	7	1
Charlie Coffey	.286	8	7	3	2	1	0	0	0	2
Morris Savage	.280	15	25	6	7	0	0	0	5	0
Herbie Pearce	.250	6	8	2	2	1	0	0	3	0
Henry Dumas	.222	9	18	0	4	0	0	0	5	0
John Martin	.200	4	5	1	1	0	0	0	1	0
Wynton Overstreet	.188	8	16	0	3	0	0	0	1	0
Bill Cowthorne	.167	7	12	2	2	0	0	0	0	0
Tommy Watts	.100	6	10	0	1	0	0	0	0	0
Horace Williams	.000	4	5	0	0	0	0	0	0	0
Richard Wood	.000	4	4	0	0	0	0	0	0	0
Bill Long	.000	2	2	0	0	0	0	0	0	0
Paul Hemphill	.000	1	1	0	0	0	0	0	0	0
TOTALS	.292	26	889	176	261	29	13	10	154	24

Player	FRA	W-L	APP	IP	H	R	ER	BB	SO
Fred McDuffie	2-08	4-3	11	39.0	37	15	9	12	29
Herbie Pearce	2-25	2-1	6	28.0	30	15	7	12	20
Wynton Overstreet	3-00	4-2	8	39.0	30	16	13	17	34
Richard Wood	3-00	0-0	4	12.0	12	6	4	7	9
Henry Dumas	3-68	4-2	9	44.0	38	25	18	26	29
Bill Cowthorne	4-00	1-0	7	27.0	35	21	12	10	11
John Martin	4-50	0-1	4	12.0	14	8	6	9	5
Tommy Watts	4-70	1-1	6	21.0	32	26	11	13	7
TOTALS	3-24	16-10	26	222.0	228	132	80	106	144



YEAR-BY-YEAR RESULTS & TEAM STATS

SEC CHAMPIONS SEC EAST CHAMPIONS

Table with columns: Date, Opponent, Score, W/L. Lists game results from 3/20 to 5/15, including opponents like Florida State, Georgia Tech, and Alabama.

1958 • 17-8, 12-3 SEC Head Coach: Joe Connally (1958)

Player statistics for 1958 season. Columns include Player, AVG, GP, AB, R, H, 2B, 3B, HR, RBI, SB. Lists players like Pate Duke, L.F. Lanier, and totals for the team.

SEC CHAMPIONS SEC EAST CHAMPIONS

Table with columns: Date, Opponent, Score, W/L. Lists game results from 3/15 to 5/14, including opponents like Spring Hill, Florida State, and Georgia Tech.

1959 • 15-11-1, 8-4 SEC Head Coach: Erk Russell (1959-62)

Player statistics for 1959 season. Columns include Player, AVG, GP, AB, R, H, 2B, 3B, HR, RBI, SB. Lists players like Alton Koch, Porter Gilbert, and totals for the team.

SEC CHAMPIONS SEC EAST CHAMPIONS

Table with columns: Date, Opponent, Score, W/L. Lists game results from 3/21 to 5/14, including opponents like Florida State, Georgia Tech, and Florida.

1960 • 15-8, 10-6 SEC Head Coach: Erk Russell (1959-62)

Player statistics for 1960 season. Columns include Player, AVG, GP, AB, R, H, 2B, 3B, HR, RBI, SB. Lists players like Benny Catchings, Jim Douglas, and totals for the team.





YEAR-BY-YEAR RESULTS & TEAM STATS

Table with columns: Date, Opponent, Score, W/L. Includes games from 3/16 to 5/12, mentioning SEC East Champions and SEC Playoff (2nd).

1961 • 14-11, 12-6 SEC. Head Coach: Erk Russell (1959-62). Player stats table with columns: Player, AVG, GP, AB, R, H, 2B, 3B, HR, RBI, BB, SB. Includes totals row.

Table with columns: Date, Opponent, Score, W/L. Includes games from 3/16 to 5/7, mentioning SEC Champions, SEC East Champions, and District 3 Regional.

1962 • 15-7, 11-5 SEC. Head Coach: Erk Russell (1959-62). Player stats table with columns: Player, AVG, AB, R, H, 2B, 3B, HR, RBI, BB, SB. Includes totals row.

Table with columns: Date, Opponent, Score, W/L. Includes games from 3/16 to 5/30, mentioning SEC Champions, SEC East Champions, and District 3 Regional.

1963 • 17-8, 15-3 SEC. Head Coach: Paul Nix (1963-84). Player stats table with columns: Player, AVG, AB, R, H, 2B, 3B, HR, RBI, BB, SB. Includes totals row.



YEAR-BY-YEAR RESULTS & TEAM STATS

SEC EAST CHAMPIONS

Table with columns: Date, Opponent, Score, W/L. Lists game results from 3/17 to 5/16, including opponents like Huntingtondon, Vanderbilt, Georgia, and Florida State.

1964 • 21-7, 13-5 SEC
Head Coach: Paul Nix (1963-84)

Player statistics for 1964. Columns include Player, AVG, AB, R, H, 2B, 3B, HR, RBI, SB. Lists players like Jimmy Barfield, Ois Biob, Ronnie Baynes, and totals for the team.

SEC EAST CHAMPIONS

Table with columns: Date, Opponent, Score, W/L. Lists game results from 3/19 to 5/8, including opponents like Kentucky, Tennessee, Georgia, and Florida State.

1965 • 13-7, 10-3 SEC
Head Coach: Paul Nix (1963-84)

Player statistics for 1965. Columns include Player, AVG, AB, R, H, 2B, 3B, HR, RBI, SB. Lists players like Frank Fryer, Dink Hoire, Pete McKenzie, and totals for the team.

SEC EAST CHAMPIONS

Table with columns: Date, Opponent, Score, W/L. Lists game results from 3/18 to 5/18, including opponents like Vanderbilt, Mississippi State, Ole Miss, and Florida State.

1966 • 14-12, 6-7 SEC
Head Coach: Paul Nix (1963-84)

Player statistics for 1966. Columns include Player, AVG, AB, R, H, 2B, 3B, HR, RBI, SB. Lists players like Frank Fryer, Scohy Long, Pete McKenzie, and totals for the team.

@ FSU Tournament (Tallahassee, FL)





YEAR-BY-YEAR RESULTS & TEAM STATS

• COLLEGE WORLD SERIES •
 • SEC CHAMPIONS •
 • SEC EAST CHAMPIONS •
 • DISTRICT 3 REGIONAL CHAMPS •

Date	Opponent	Score	W/L
3/17	at Florida	4-3	W
3/18	at Florida	1-3	L
3/20	at Florida State	12-7	W
3/21	at Florida State	0-1	L
3/22	Springfield	3-6	L
3/24	at Spring Hill	13-3	W
3/25	at Spring Hill	6-5	W
3/28	ALABAMA	0-3	L
3/31	GEORGIA	6-0	W
4/1	GEORGIA	5-4	W
4/3	at Vanderbilt	5-3	W
4/3	at Vanderbilt	1-0	W
4/4	at Vanderbilt	22-8	W
4/7	FLORIDA STATE	5-2	W
4/8	FLORIDA STATE	3-9	L
4/10	KENTUCKY	2-0	W
4/10	KENTUCKY	2-3	L
4/11	KENTUCKY	4-1	W
4/15	at Georgia Tech	4-2	W
4/16	at Georgia Tech	9-6	W

1967 • 32-10, 15-2 SEC Head Coach: Paul Nix (1963-84)

Player	AVG	AB	R	H	2B	3B	HR	RBI	BB	SB
Greg Golden	.346	130	31	45	7	2	0	12	31	3
Rick Countryman	.342	111	24	38	2	0	0	15	20	4
George Simmons	.322	152	27	49	4	2	2	29	20	6
Ray Cox	.313	131	22	41	7	1	4	19	12	4
Scotty Long	.280	172	31	49	7	1	11	45	11	5
Roger Boozer	.259	85	16	22	3	1	2	8	10	3
Pete McKenzie	.245	175	22	43	4	3	6	31	3	0
Johnny Straiton	.237	131	20	31	5	0	3	13	19	4
Frank Baldasore	.234	141	22	33	5	1	2	15	19	4
Ty Coppinger	.375	32	1	12	2	1	1	10	0	3
Mike Peden	.316	19	3	6	1	0	1	1	1	0
TOTALS	.289	1279	219	369	47	12	32	198	146	36

Player	FRA	W-L	APP	CG	IP	H	R	ER	BB	SO
Jim Blauser	1.55	5-5	15	7	104.0	65	33	18	38	68
Q.V. Lowe	1.67	15-1	20	10	128.0	88	35	24	39	123
Gene Collins	2.25	4-1	8	1	32.0	18	14	8	20	31
Rodney Wallace	2.25	0-1	6	0	16.0	11	16	4	11	11
Tommy Smith	2.60	4-0	15	1	45.0	32	16	13	22	39
George Simmons	3.18	1-0	2	1	14.0	16	5	5	8	9
Paul Boveri	3.71	3-2	8	1	35.0	31	26	15	30	31
TOTALS	2.09	32-10	74	21	374.0	271	145	87	168	312

4/17	at Mercer	4-3	W
4/21	* TENNESSEE	2-1	W
4/22	* TENNESSEE	4-2	W
4/22	* TENNESSEE	5-0	W
4/25	at Alabama	7-6	W
4/28	* FLORIDA	9-8	W
4/29	* FLORIDA	5-2	W
5/1	SPRING HILL	10-1	W
5/5	* at Georgia	1-0	W
5/6	* at Georgia	19-0	W
5/10	# at Ole Miss	2-1	W
5/12	# OLE MISS	9-6	W
5/19	GEORGIA TECH	8-12	L
5/20	GEORGIA TECH	8-6	W
6/2	! West Virginia	8-3	W
6/3	! Florida State	13-3	W
6/5	! Clemson	2-3	L
6/5	! Clemson	6-5	W
6/12	S Ohio State	1-0	W
6/13	S Stanford	3-6	L
6/14	S Rider	4-3	W
6/15	S Stanford	3-5	L
#	SEC Playoff (1st): ! NCAA Dist. 3 (Gastonia, NC - 1st): \$ NCAA CWS (Omaha, NE- 14th)		

Date	Opponent	Score	W/L
3/14	at Southern Miss	6-4	W
3/15	at Southern Miss	5-3	W
3/16	at South Alabama	1-2	L
3/18	at Spring Hill	7-4	W
3/19	at Spring Hill	11-0	W
3/23	* FLORIDA	1-2	L
3/23	* FLORIDA	3-2	W
3/29	* VANDERBILT	8-0	W
3/30	* VANDERBILT	7-1	W
3/30	* VANDERBILT	4-0	W
4/2	at Alabama	1-2	L
4/5	at Florida	6-2	W
4/6	at Florida	3-12	L
4/9	INDIANA STATE	10-1	W
4/10	INDIANA STATE	8-0	W
4/12	TULANE	4-2	W
4/13	TULANE	11-0	W
4/15	MIAMI, FLA.	7-5	W
4/16	MIAMI, FLA.	6-1	W
4/17	MERCER	4-3	W
4/18	* at Kentucky	4-5	L
4/18	* at Kentucky	9-16	L
4/20	* at Kentucky	0-3	L
4/22	at Florida State	1-2	L
4/23	at Florida State	3-7	L
4/26	at Tennessee	4-3	W
4/30	ALABAMA	2-9	L
5/1	at Mercer	4-2	W
5/3	* at Georgia	8-2	W

1968 • 22-12, 9-6 SEC Head Coach: Paul Nix (1963-84)

Player	AVG	AB	R	H	2B	3B	HR	RBI	BB	SB
Frank Baldasore	.360	125	23	45	8	1	5	25	21	2
George Simmons	.340	94	10	32	4	0	1	21	3	3
Rick Countryman	.325	117	25	38	2	1	0	15	4	4
Ty Coppinger	.315	54	8	17	3	0	0	2	1	1
Johnny Straiton	.308	91	19	28	5	0	5	19	2	2
Dennis Womack	.286	49	4	14	0	0	1	7	0	0
Greg Golden	.283	113	25	32	4	0	1	4	4	2
Mike Peden	.271	85	13	23	5	0	5	17	0	0
Roger Boozer	.258	89	21	23	6	0	0	12	1	1
Larry Blakeney	.246	65	8	16	2	0	1	9	2	2
John Shafar	.235	85	12	20	3	1	0	8	1	1

Player	FRA	W-L	IP	H	R	ER	BB	SO	
Rus Walker	.500	6	0	3	0	0	0	2	0
Earl Nance	.444	27	3	12	1	0	0	2	0
Gene Collins	.300	10	2	3	0	0	0	1	0
Tommy Smith	.200	25	4	5	0	0	0	1	0
Rodney Wallace	.154	13	0	2	0	0	0	0	0
Joe Hollis	.143	14	2	2	0	0	0	0	0
Joey Martin	.130	23	3	3	1	1	5	5	0
Paul Boveri	.000	3	0	0	0	0	0	0	0
Danny Little	.000	1	0	0	0	0	0	0	0
Don Comer	.000	1	0	0	0	0	0	0	0
Wick Warren	.000	1	0	0	0	0	0	0	0
TOTALS	.291	1091	182	318	44	4	19	150	18

Player	FRA	W-L	IP	H	R	ER	BB	SO
George Simmons	1.25	5-3	78.2	44	15	11	22	49
Tommy Smith	1.77	7-4	81.1	62	21	16	56	89
Earl Nance	2.59	5-3	59.1	41	25	17	48	65
Rodney Wallace	3.14	4-1	42.2	45	19	15	10	19
Gene Collins	6.50	1-1	18.1	25	20	13	13	6
Danny Little	4.50	0-0	7.2	6	4	4	3	4
Paul Boveri	18.00	0-0	1.0	1	2	2	1	0
Wick Warren	27.00	0-0	0.0	2	3	3	1	0
TOTALS	2.52	22-12	289.0	226	109	81	154	232

5/4	* at Georgia	3-4	L
5/10	* GEORGIA	7-6	W
5/11	* GEORGIA	8-1	W
5/13	FLORIDA STATE	2-3	L
5/14	FLORIDA STATE	18-1	W

Date	Opponent	Score	W/L
3/14	at Florida State	1-0	W
3/15	at Florida State	1-6	L
3/19	at Spring Hill	18-4	W
3/20	at Spring Hill	4-2	W
3/21	at South Alabama	0-2	L
3/22	at South Alabama	4-5	L
3/25	at Mercer	9-6	W
3/28	OGLETHORPE	2-3	L
3/29	OGLETHORPE	4-1	W
3/29	WEST GEORGIA	2-1	W
4/1	INDIANA STATE	17-1	W
4/4	* at Florida	4-8	L
4/5	* at Florida	2-3	L
4/11	* at Vanderbilt	6-7	L
4/12	* at Vanderbilt	2-1	W
4/12	* at Vanderbilt	0-1	L
4/15	at Alabama	1-2	L
4/18	* GEORGIA	7-3	W
4/19	* GEORGIA	3-5	L
4/21	JACKSONVILLE	19-1	W
4/22	JACKSONVILLE	2-0	W
4/25	* TENNESSEE	3-5	L
4/25	* TENNESSEE	11-7	W
4/26	* TENNESSEE	4-3	W
4/28	* KENTUCKY	2-4	L
4/28	* KENTUCKY	2-0	W
4/29	* KENTUCKY	12-2	W
5/2	* FLORIDA	1-5	L
5/3	* FLORIDA	9-3	W
5/6	ALABAMA	5-1	W
5/9	* at Georgia	2-7	L
5/10	* at Georgia	7-10	L

1969 • 20-17, 7-10 SEC Head Coach: Paul Nix (1963-84)

Player	AVG	AB	R	H	2B	3B	HR	RBI	BB	SB
Andy Merchant	.403	67	15	27	3	2	1	8	1	8
John Shafar	.317	123	20	39	4	0	1	15	7	1
Frank Baldasore	.315	111	30	35	5	1	2	20	17	1
Tommy Cason	.309	81	15	25	3	3	0	12	2	2
Dennis Womack	.301	113	24	34	11	0	1	22	7	7
Russ Walker	.283	120	14	34	6	1	0	15	7	1
Larry Blakeney	.270	111	16	30	5	0	0	16	5	5
Ty Coppinger	.264	53	10	14	1	0	0	4	1	1
Joey Martin	.255	51	5	13	0	1	1	9	2	2
Joe Hollis	.242	33	3	8	2	0	0	8	2	2
Ken Dempsey	.224	98	10	22	3	0	2	10	2	2
Ray Tidwell	.190	42	4	8	3	1	0	4	4	4

Player	FRA	W-L	IP	H	R	ER	BB	SO		
Beal Lazenby	.471	17	5	8	0	1	0	3	0	
Don Donaldson	.333	24	6	8	1	0	0	3	3	0
John Henken	.333	6	2	2	0	0	0	2	1	0
Earl Nance	.267	15	2	4	0	0	0	3	1	0
Wayne Hull	.233	30	5	7	1	0	0	3	1	0
Rodney Wallace	.182	11	0	2	0	0	0	0	0	0
Joe Hoefner	.154	13	1	2	0	0	0	2	1	1
Rick Eisenacher	.115	26	0	3	1	0	0	1	0	0
Gene Collins	.111	9	0	1	0	0	0	0	0	0
Larry Kain	.100	20	2	2	0	0	0	0	0	2
Danny Little	.000	3	0	0	0	0	0	0	0	0
Mike Nix	.000	1	0	0	0	0	0	0	0	0
Wick Warren	.000	0	0	0	0	0	0	0	0	0
TOTALS	.278	1178	189	328	49	10	8	160	65	

Player	FRA	W-L	IP	H	R	ER	BB	SO
Beal Lazenby	1.31	4-2	37.2	32	9	6	13	26
Rick Eisenacher	1.75	7-3	82.0	62	26	16	33	90
Earl Nance	2.02	1-4	49.1	42	18	11	25	54
John Henken	2.25	1-0	28.0	22	12	7	17	16
Rodney Wallace	2.91	2-3	37.2	39	14	12	9	37



YEAR-BY-YEAR RESULTS & TEAM STATS

Table with columns: Date, Opponent, Score, W/L. Rows include games against West Virginia, Southern Illinois, Loyola (N.O.), Tennessee, Vanderbilt, and Loyola (N.O.).

1970 • 17-16 9-6 SEC
Head Coach: Paul Nix (1963-84)
Player AVG AB R H 2B 3B HR RBI BB

Table with columns: Date, Opponent, Score, W/L. Rows include games against Loyola (N.O.), Georgia, Alabama, Kentucky, Mercer, Florida, and South Alabama.

Table with columns: Date, Opponent, Score, W/L. Rows include games against Miami, Navy, Cincinnati, Jacksonville, Western Michigan, Tennessee, West Georgia, South Alabama, Florida, Kentucky, Florida State, Georgia, Mercer, and Vanderbilt.

1971 • 23-16 9-7 SEC
Head Coach: Paul Nix (1963-84)
Player AVG AB R H 2B 3B HR RBI SB
Player ERA W-L IP H R ER BB SO

Table with columns: Date, Opponent, Score, W/L. Rows include games against Atlanta Baptist, Georgia, Florida State, South Alabama, and South Alabama.

Table with columns: Date, Opponent, Score, W/L. Rows include games against Auburn-Peay, West Georgia, Jacksonville, Florida, Kentucky, Mercer, Atlanta Baptist, Georgia, Jacksonville, Jacksonville, Florida, Vanderbilt, Georgia, and Georgia.

1972 • 18-17 7-6 SEC
Head Coach: Paul Nix (1963-84)
Player AVG AB R H 2B 3B HR RBI SB
Player ERA W-L IP H R ER BB SO

Table with columns: Date, Opponent, Score, W/L. Rows include games against Mercer, Florida State, South Alabama, and South Alabama.





YEAR-BY-YEAR RESULTS & TEAM STATS

Table with columns: Date, Opponent, Score, W/L. Rows list games from 3/15 to 4/24.

1973 • 20-19 7-9 SEC. Head Coach: Paul Nix (1963-84). Player statistics table with columns: Player, AVG, AB, R, H, 2B, 3B, HR, RBI, SB.

Table with columns: Date, Opponent, Score, W/L. Rows list games from 4/24 to 5/19.

Table with columns: Date, Opponent, Score, W/L. Rows list games from 3/11 to 4/12.

1974 • 31-13 11-6 SEC. Head Coach: Paul Nix (1963-84). Player statistics table with columns: Player, AVG, AB, R, H, 2B, 3B, HR, RBI, SO, SE/SH, SB.

Table with columns: Date, Opponent, Score, W/L. Rows list games from 4/13 to 5/15.

Table with columns: Date, Opponent, Score, W/L. Rows list games from 3/7 to 4/19.

1975 • 24-21 7-9 SEC. Head Coach: Paul Nix (1963-84). Player statistics table with columns: Player, AVG, GP, AB, R, H, 2B, 3B, HR, RBI, SO, SH/SE, SB.

Table with columns: Date, Opponent, Score, W/L. Rows list games from 4/21 to 5/21.



YEAR-BY-YEAR RESULTS & TEAM STATS

• COLLEGE WORLD SERIES •
• SEC CHAMPIONS •
• SEC WEST CHAMPIONS •
• SOUTH REGIONAL CHAMPIONS •

Table with columns: Date, Opponent, Score, W/L. Rows include games against Houston, North Alabama, Notre Dame, Ole Miss, Ohio, and Jacksonville.

1976 • 37-15, 12-7 SEC Head Coach: Paul Nix (1963-84)

Player statistics table for 1976. Columns: Player, AVG, GP, AB, R, H, 2B, 3B, HR, RBI, BB, SO, SH/FF, SB. Includes totals for opponents and totals.

Player statistics table for 1977. Columns: Player, ERA, W-L, APP, GS, CG, SHO, IP, H, R, ER, BB, SO. Includes totals for opponents and totals.

Year-by-year results table for 1976-1977. Columns: Date, Opponent, Score, W/L. Rows include games against LSU, New Orleans, Ole Miss, Mercer, Georgia Tech, Middle Tennessee, Florida State, Jacksonville, Clemson, and Maine.

Table with columns: Date, Opponent, Score, W/L. Rows include games against Jacksonville, Valdosta State, Mercer, Middle Tenn. St., Marshall, Austin Peay, Mississippi State, LSU, Ole Miss, Georgia Tech, Livingston, Alabama, and Georgia.

1977 • 28-18, 11-9 SEC Head Coach: Paul Nix (1963-84)

Player statistics table for 1977. Columns: Player, AVG, GP, AB, R, H, 2B, 3B, HR, RBI, BB, SO, SH/FF, SB. Includes totals for opponents and totals.

Player statistics table for 1978. Columns: Player, ERA, W-L, APP, GS, CG, SHO, IP, H, R, ER, BB, SO. Includes totals for opponents and totals.

Year-by-year results table for 1977-1978. Columns: Date, Opponent, Score, W/L. Rows include games against South Alabama, Troy State, Valdosta State, Mississippi State, Florida State, Jacksonville, Columbus Col., LSU, Columbus College, South Alabama, Ole Miss, Georgia Tech, and Tuskegee.

Table with columns: Date, Opponent, Score, W/L. Rows include games against GA. Southwest, Huntingtondon, Alabama, LSU, Fairfield, Livingston, Ole Miss, Memphis State, Memphis, and South Alabama.

1978 • 33-21, 15-8 SEC Head Coach: Paul Nix (1963-84)

Player statistics table for 1978. Columns: Player, AVG, GP, AB, R, H, 2B, 3B, HR, RBI, BB, SO, SH/FF, SB. Includes totals for opponents and totals.

Player statistics table for 1979. Columns: Player, ERA, W-L, APP, GS, CG, SHO, IP, H, R, ER, BB, SO, WP, HBP. Includes totals for opponents and totals.

Year-by-year results table for 1978-1979. Columns: Date, Opponent, Score, W/L. Rows include games against South Alabama, Jacksonville, Troy State, Mississippi State, Georgia Tech, Columbus Col., Ole Miss, Mercer, Georgia, Mississippi State, Georgia Tech (Am), Memphis, North Carolina, and Memphis.

No Hit & SHO: 1 by Humphries (LSU) SAVE: 4 by Roney, 1 by Humphries, Burton, Deriso & Shifflett



YEAR-BY-YEAR RESULTS & TEAM STATS

Table with columns: Date, Opponent, Score, W/L. Rows include games from 2/26 to 4/21 against various opponents like Middle Tenn. St., Georgia State, Western Ky., etc.

1979 • 21-21, 7-14 SEC
Head Coach: Paul Nix (1963-84)

Player statistics table for 1979. Columns include Player, AVG, GP, AB, R, H, 2B, 3B, HR, RBI, BB, SO, SH/SF, SB. Includes totals for the team and opponents.

Summary table for 1979 season. Columns include Date, Opponent, Score, W/L. Rows include games from 4/22 to 5/15 against opponents like Mississippi State, Jaxville State, LSU, etc.

• SEC WEST CHAMPIONS •

Table with columns: Date, Opponent, Score, W/L. Rows include games from 2/28 to 4/16 against opponents like Columbus College, Georgia State, Miss. State, etc.

1980 • 27-24, 15-8 SEC
Head Coach: Paul Nix (1963-84)

Player statistics table for 1980. Columns include Player, AVG, GP, AB, R, H, 2B, 3B, HR, RBI, BB, SO, SH/SF, SB. Includes totals for the team and opponents.

Summary table for 1980 season. Columns include Date, Opponent, Score, W/L. Rows include games from 4/17 to 5/13 against opponents like Montevallo, LSU, Georgia State, etc.

Table with columns: Date, Opponent, Score, W/L. Rows include games from 3/1 to 4/11 against opponents like Troy State, SE Louisiana, Columbus College, etc.

1981 • 27-27, 7-16 SEC
Head Coach: Paul Nix (1963-84)

Player statistics table for 1981. Columns include Player, AVG, GP, AB, R, H, 2B, 3B, HR, RBI, BB, SO, SH/SF, SB. Includes totals for the team and opponents.

Summary table for 1981 season. Columns include Date, Opponent, Score, W/L. Rows include games from 4/12 to 5/11 against opponents like Miss. State, Jackson St., South Ala., etc.

* Auburn's 9-0 loss to South Alabama on 4/9 was never played; forfeit by Auburn



YEAR-BY-YEAR RESULTS & TEAM STATS

Table with columns: Date, Opponent, Score, W/L. Rows include games from 3/3 to 4/18.

1982 • 27-20-1 8-13 SEC Head Coach: Paul Nix (1963-84). Player stats table with columns: Player, AVG, GP, AB, R, H, 2B, 3B, HR, RBI, BB, SO, SH/SE, SB.

Table with columns: Date, Opponent, Score, W/L. Rows include games from 4/20 to 5/12.

Table with columns: Date, Opponent, Score, W/L. Rows include games from 2/23 to 4/19.

1983 • 16-34 4-18 SEC Head Coach: Paul Nix (1963-84). Player stats table with columns: Player, AVG, GP, AB, R, H, 2B, 3B, HR, RBI, BB, SO, SAC, SB-ATT.

Table with columns: Date, Opponent, Score, W/L. Rows include games from 4/20 to 5/11.

Table with columns: Date, Opponent, Score, W/L. Rows include games from 2/23 to 4/8.

1984 • 27-24 8-14 SEC Head Coach: Paul Nix (1963-84). Player stats table with columns: Player, AVG, GP, AB, R, H, 2B, 3B, HR, RBI, BB, HBP, SO, SH/SE, SB/ATT.

Table with columns: Date, Opponent, Score, W/L. Rows include games from 4/10 to 5/5.





YEAR-BY-YEAR RESULTS & TEAM STATS

Date	Opponent	Score	W/L
2/23	at Tennessee	5-7	L
2/23	at Tennessee	6-5	W
2/24	at Tennessee	12-5	W
2/27	SAMFORD	22-7	W
3/2	* ALABAMA7	4-2	W
3/2	* ALABAMA7	2-4	L
3/3	* ALABAMA7	9-7	W
3/6	* B'ham-Southern	15-7	W
3/7	at UAB	14-11	W
3/9	* at Mississippi State7	1-3	L
3/9	* at Mississippi State7	2-3	L
3/10	* at Mississippi State	0-14	L
3/11	VIRGINIA	8-9	L
3/12	VIRGINIA	8-5	W
3/13	VIRGINIA	12-11	W
3/17	at Troy State	12-6	W
3/20	at Columbus College	2-7	L
3/23	* OLE MISS7	11-2	W
3/23	* OLE MISS7	7-5	W
3/24	* OLE MISS	14-6	W
3/27	at Jacksonville State	12-8	W
3/30	* at LSU7	2-5	L
3/31	* at LSU7	0-7	L
3/31	* at LSU	4-6	L
4/2	at Georgia	23-11	W
4/3	at Georgia	13-15	L
4/4	at Georgia Tech	5-12	L

1985 • 30-22, 11-12 SEC
Head Coach: Hal Baird (1985-2000)

Player	AVG	GP	AB	R	H	2B	3B	HR	RBI	TB	BB	HBP	SO	SH/SE	SB-ATT
Paul Foster	.433	52	201	51	87	16	2	17	140	19	0	27	174	0	11
Bo Jackson	.401	42	147	55	59	5	6	14	123	26	3	41	0/0	9/10	
David Plumb	.350	40	140	47	49	6	0	6	37	67	14	2	22	0/1	0/0
Tim Lemons	.337	51	190	42	64	12	1	18	43	128	16	2	20	0/4	0/0
Trey Gainous	.323	41	158	34	51	4	1	2	20	60	11	2	23	0/3	7/10
Mark Sayers	.315	51	197	38	62	9	3	8	37	101	18	0	26	2/3	0/0
Tony Haney	.292	50	195	38	57	13	3	1	38	78	24	1	19	0/0	1/2
Rock Wilson	.291	50	189	45	55	8	4	0	20	69	34	8	18	2/2	4-8
Kevin Henry	.280	51	189	37	53	3	2	3	23	66	24	1	39	0/1	1-1
Duke Donaldson	.265	14	34	5	9	0	0	0	1	7	1	0	12	0/0	0/0
Jon McFatter	.263	11	19	1	5	3	0	0	3	8	6	0	6	1/0	0/0
Jeff Livesey	.247	26	77	12	19	2	0	3	9	24	8	1	15	3/2	0/0
Russ Froman	.182	14	22	4	1	0	0	1	2	6	0	4	0/0	0/0	
David Miller	.167	19	30	5	5	1	0	0	2	6	1	12	1/0	0/1	
Kyle Ingalls	.143	5	7	0	1	0	0	0	1	0	0	0	3	0/0	0/0
Scott Tillery	.000	0	0	0	0	0	0	0	0	0	0	0	0	0/0	0/0
TOTALS	.323	52	1796	404	580	83	22	72	372	923	213	21	287	10/20	23-33
OPPONENTS	.292	52	1735	322	510	87	11	36	267	725	221	17	254	14/14	51-62

Player	FRA	W-L	G/GS	CG	SV	SHO	IP	H	R	ER	BB	SO	WP	HBP	
Greg Jacobson	4.73	5-2	18/4	0	0	3	70.1	87	46	37	23	43	5	3	
Tim McClain	5.61	4-4	12/11	4	0	0	59.1	69	50	37	23	28	1	3	
David Adams	5.74	6-6	18/13	3	0	0	83.0	110	69	53	46	49	6	5	
Charlie Smith	5.77	6-2	16/10	1	0	0	67.0	75	49	43	49	47	11	2	
Mark Chapman	6.13	5-5	16/14	5	0	0	83.2	97	68	57	33	51	8	1	
Tim Lemons	0.00	0-0	1/0	0	0	0	3.2	2	0	0	2	2	1	0	
Scott Tillery	2.64	3-2	2/0	0	0	0	2	34.1	32	14	10	28	20	8	2
Ed Ohman	5.40	0-0	5/0	0	0	0	1	8.1	15	7	5	8	4	1	1
Keith Robinson	8.44	1-1	5/0	0	0	0	1	16.0	25	18	15	7	10	3	0
Steve Scarborough	9.00	0-0	4/0	0	0	0	0	1.0	3	1	1	2	0	0	0
TOTALS	5.44	30-22	52/52	13	0	7	426.2	515	322	258	221	254	43	17	
OPPONENTS	6.98	22-30	52/52	9	4	3	431.2	580	404	321	213	287	38	21	

4/6	* at Alabama7	2-3	L
4/6	* at Alabama7	17-8	W
4/7	* at Alabama	10-6	W
4/9	UAB	9-8	W
4/10	JAX'VILLE STATE	11-6	W
4/12	B'HAM-SOUTHERN	18-3	W
4/12	at Huntington	2-5	L
4/13	* MISSISSIPPI STATE7	3-2	W
4/13	* MISSISSIPPI STATE7	3-1	W
4/14	* MISSISSIPPI STATE	8-1	W
4/16	GA. SOUTHWEST'RN	16-3	W
4/17	at South Alabama	8-9	L
4/19	ALA. CHRISTIAN	9-2	W
4/20	Livingston (S)	12-6	W
4/21	Jacksonville State (H)	7-8	L
4/23	TROY STATE	5-9	L
4/24	GEORGIA TECH	6-5	W
4/28	* at Ole Miss	7-16	L
4/28	* at Ole Miss	5-6	L
4/29	HUNTINGDON	10-0	W
4/30	COLUMBUS COL.	2-1	W
5/2	Alabama (D)	10-6	W
5/4	* LSU7	0-5	L
5/4	* LSU7	5-4	W
5/5	* LSU	3-4	L

Date	Opponent	Score	W/L
2/26	HUNTINGDON	5-4	W
3/1	* OLE MISS7	4-2	W
3/1	* OLE MISS7	7-5	W
3/2	* OLE MISS	15-2	W
3/4	at Samford	16-2	W
3/5	CUMBERLAND	2-4	L
3/6	OLD DOMINION	7-5	W
3/8	* at Georgia7 [8]	1-5	L
3/8	* at Georgia7 [8]	4-5	L
3/9	* at Georgia	5-8	L
3/10	RICHMOND	12-6	W
3/11	RICHMOND	4-1	W
3/12	at UAB	17-9	W
3/15	* MISSISSIPPI STATE7	7-6	W
3/15	* MISSISSIPPI STATE7	5-7	L
3/16	* MISSISSIPPI STATE	7-1	W
3/21	CLEMSON	5-1	W
3/22	CLEMSON	5-2	W
3/22	CLEMSON	9-8	W
3/23	CLEMSON	11-14	L
3/24	JAX'VILLE STATE	0-8	L
3/27	UAB	11-5	W
3/29	* at Vanderbilt7	11-7	W
3/29	* at Vanderbilt7 [8]	12-10	W
3/30	* at Vanderbilt7	7-11	L
4/1	at Samford	6-1	W
4/2	SOUTH ALABAMA	4-7	L
4/5	* at Florida7	4-8	L

1986 • 31-24, 15-14 SEC
Head Coach: Hal Baird (1985-2000)

Player	AVG	GP	AB	R	H	2B	3B	HR	RBI	TB	SIG	BB	HBP	SO	SH/SE	SB-ATT
Paul Foster	.396	55	217	45	86	11	4	10	48	133	613	27	1	32	0/2	0/0
Mark Sayers	.363	55	212	48	77	13	5	8	53	124	585	27	1	30	0/1	0/0
Tony Haney	.325	55	212	36	69	14	1	2	44	92	434	23	2	21	1/5	0/0
David Plumb	.301	48	166	32	50	12	0	6	31	76	458	13	1	35	0/2	2-3
Jeff Livesey	.296	33	108	11	32	5	1	3	19	47	435	9	0	19	1/2	0/0
Rock Wilson	.295	53	190	43	56	8	2	0	19	68	358	38	2	22	1/3	1-2
Trey Gainous	.291	55	213	54	62	5	10	4	37	98	460	33	4	26	2/0	13-15
Steve Burroughs	.256	38	117	26	30	2	1	0	13	34	291	25	2	15	2/1	6-8
Jim Ryerson	.171	54	158	25	27	3	0	0	24	30	190	38	7	31	3/1	0/0
Charlie Smith	.267	6	15	3	4	0	0	2	4	10	667	3	0	3	0/0	0/0
Bo Jackson	.246	21	69	21	17	3	2	7	14	45	652	20	2	30	0/1	5-5
Jeff Lee	.200	20	100	14	2	0	0	0	1	2	200	0	0	5	1/0	1-1
Ed Dilks	.170	45	100	13	17	1	0	0	6	18	180	15	2	18	5/0	0/0
Mike Dougherty	.167	7	12	2	2	1	0	0	0	3	250	3	0	1	0/0	0/0
Jack Whitesell	.071	9	14	2	1	0	0	0	1	1	071	1	0	5	0/0	0/0
PITCHERS	.000	55	1	0	0	0	0	0	0	0	000	0	0	0	0/0	0/0
Darren Austin	.000	1	0	0	0	0	0	0	0	0	000	0	0	0	0/0	0/0
TOTALS	.291	55	1821	364	530	75	26	42	322	784	431	276	22	294	17/17	28-34
OPPONENTS	.282	55	1804	313	508	93	11	45	268	752	417	193	17	292	19/11	47-63

Player	FRA	W-L	G/GS	CG	SV	SHO	IP	H	R	ER	BB	SO	WP	HBP
Stackey Jones	4.16	4-3	17/6	2	0	3	67.0	63	37	31	26	47	3	0
Scott Tillery	4.40	3-2	18/0	0	0	3	30.2	27	19	15	16	24	10	1
Mark Chapman	4.45	7-6	18/18	6	0	0	99.0	105	67	49	39	78	2	2
Charlie Smith	5.13	1-3	15/1	0	0	0	40.1	40	25	23	13	14	3	3
Greg Jacobson	5.71	3-3	20/5	0	0	2	64.2	79	50	41	28	25	6	3
Gregg Olson	5.72	7-3	19/14	1	0	0	78.2	94	61	50	48	62	7	6
Ron Siwa	5.76	6-4	17/11	0	0	3	70.1	91	53	45	19	37	1	3
Tim Vines	0.00	0-0	2/0	0	0	0	3.0	1	1	0	2	0	1	0
Ed Ohman	0.00	0-0	1/0	0	0	0	1.2	0	0	0	0	3	0	0
TOTALS	5.13	31-24	55/55	9	2	10	447.1	508	313	255	193	292	34	18
OPPONENTS	5.9	24-31	55/55	9	2	7	443.2	530	364	291	276	294	37	22

4/5	* at Florida7	6-3	W
4/6	* at Florida	10-6	W
4/8	@at South Alabama	3-8	L
4/9	@ALABAMA (Mbl)	6-12	L
4/10	MONTEVALLO	11-0	W
4/12	* KENTUCKY	1-0	W
4/13	* KENTUCKY	16-5	W
4/14	* KENTUCKY	5-4	W
4/15	SAMFORD	11-8	W
	at Columbus College	3-7	L
	B'HAM-SOUTHERN	3-7	L
4/19	* at Alabama7	0-7	L
4/19	* at Alabama7	1-3	L
4/20	* at Alabama	1-5	L
4/23	at Georgia Tech	4-6	L
4/26	* TENNESSEE7 [10]	8-3	W
4/26	* TENNESSEE7	21-5	W
4/27	* TENNESSEE	13-6	W
4/28	GEORGIA TECH [10]	8-7	



YEAR-BY-YEAR RESULTS & TEAM STATS

Table with columns: Date, Opponent, Score, W/L. Rows include games from 2/12 to 3/30 against various opponents like Western Carolina, Clemson, and Ole Miss.

1988 • 39-16, 16-10 SEC. Head Coach: Hal Baird (1985-2000). Player statistics table with columns: Player, AVG, G/P/S, AB, R, H, 2B, 3B, HR, RBI, TB, SLG, BB, HR, SO, OBP%, SH/SE, SB/AT. Includes totals and opponents.

Results table for 1988 with columns: Date, Opponent, Score, W/L. Rows include games from 3/31 to 5/13 against opponents like Rider, Jaxville State, and various SEC teams.

• SEC TOURNAMENT CHAMPIONS • ATLANTIC REGIONAL • Table with columns: Date, Opponent, Score, W/L. Rows include tournament games from 2/10 to 4/5.

1989 • 44-20, 12-12 SEC. Head Coach: Hal Baird (1985-2000). Player statistics table with columns: Player, AVG, G/P/S, AB, R, H, 2B, 3B, HR, RBI, TB, SLG, BB, HR, SO, OBP%, SH/SE, SB/AT. Includes totals and opponents.

Results table for 1989 with columns: Date, Opponent, Score, W/L. Rows include games from 4/12 to 5/27 against opponents like B'ham-Southern, Samford, and various SEC teams.

Table with columns: Date, Opponent, Score, W/L. Rows include games from 2/10 to 3/31 against opponents like Western Caro., Clemson, and Ole Miss.

1990 • 34-24, 13-13 SEC. Head Coach: Hal Baird (1985-2000). Player statistics table with columns: Player, AVG, G/P/S, AB, R, H, 2B, 3B, HR, RBI, TB, SLG, BB, HR, SO, OBP%, SH/SE, SB/AT. Includes totals and opponents.

Results table for 1990 with columns: Date, Opponent, Score, W/L. Rows include games from 3/31 to 5/19 against opponents like LSU, LAGRANGE COL., and various SEC teams.





YEAR-BY-YEAR RESULTS & TEAM STATS

Table with columns: Date, Opponent, Score, W/L. Rows include games from 2/8 to 4/2, listing opponents like Western Caro., Florida, Georgia, etc.

1991 - 35-24, 14-12 SEC. Head Coach: Hal Baird (1985-2000). Player stats table with columns: Player, AVG, GP/S, AB, R, H, 2B, 3B, HR, RBI, TB, SLG, BB, SO, ORB%, SH/SE, SB-ATT.

Continuation of game results from 4/3 to 5/17, listing opponents like Samford, Florida, Georgia, etc.

Table with columns: Date, Opponent, Score, W/L. Rows include games from 2/21 to 4/4, listing opponents like West Florida, Bery College, etc.

1992 - 30-25, 10-14 SEC. Head Coach: Hal Baird (1985-2000). Player stats table with columns: Player, AVG, GP/S, AB, R, H, 2B, 3B, HR, RBI, TB, SLG, BB, SO, ORB%, SH/SE, SB-ATT.

Continuation of game results from 4/5 to 5/14, listing opponents like South Carolina, Alabama, etc.

MIDWEST REGIONAL

Table with columns: Date, Opponent, Score, W/L. Rows include games from 2/5 to 4/10, listing opponents like Georgia Tech, Pepperdine, etc.

1993 - 40-23, 17-11 SEC. Head Coach: Hal Baird (1985-2000). Player stats table with columns: Player, AVG, GP/S, AB, R, H, 2B, 3B, HR, RBI, TB, SLG, BB, SO, ORB%, SH/SE, SB-ATT.

Continuation of game results from 4/11 to 5/29, listing opponents like South Carolina, West Georgia, etc.



YEAR-BY-YEAR RESULTS & TEAM STATS

• COLLEGE WORLD SERIES •
• EAST REGIONAL CHAMPIONS •

Table with columns: Date, Opponent, Score, W/L. Lists game results from 2/18 to 4/17.

1994 • 44-21, 16-13 SEC
Head Coach: Hal Baird (1985-2000)

Player statistics table for 1994 season. Columns include AVG, GP/S, AB, R, H, 2B, 3B, HR, RBI, TB, SLG, BB, HBP, SO, GDP, ORB%, SH/SE, SB-AT.

Player statistics table for 1994 season. Columns include ERA, W-L, G/S, CG, SHO, SV, IP, H, R, ER, BB, SO, 2B, 3B, HR, BF, Avg, WP, HB, BK.

Table with columns: Date, Opponent, Score, W/L. Lists game results from 4/19 to 6/6.

Table with columns: Date, Opponent, Score, W/L. Lists game results from 4/19 to 6/6.

@ Winn-Dixie (New Orleans, LA-2nd); # SEC West 1m. (Oxford, MS-2nd); ! East Regional (Clemson, SC-1st); * CWS (Omaha, NE-17th)

• SEC WEST CHAMPIONS •
• MIDWEST II REGIONAL •

Table with columns: Date, Opponent, Score, W/L. Lists game results from 2/18 to 4/8.

1995 • 50-13, 19-8 SEC
Head Coach: Hal Baird (1985-2000)

Player statistics table for 1995 season. Columns include AVG, GP/S, AB, R, H, 2B, 3B, HR, RBI, TB, SLG, BB, HBP, SO, GDP, ORB%, SH/SE, SB-AT.

Player statistics table for 1995 season. Columns include ERA, W-L, G/S, CG, SHO, SV, IP, H, R, ER, BB, SO, 2B, 3B, HR, BF, Avg, WP, HB, BK.

Table with columns: Date, Opponent, Score, W/L. Lists game results from 4/9 to 5/28.

Table with columns: Date, Opponent, Score, W/L. Lists game results from 4/9 to 5/28.

@ Coca-Cola Classic (Mobile, AL-1st); # SEC West 1m. (Starkville, MS-4th); ! MW II Reg. (Okla. City, OK-2nd)





YEAR-BY-YEAR RESULTS & TEAM STATS

Date	Opponent	Score	W/L
2/9	VCU	10-1	W
2/10	VCU	7-3	W
2/11	VCU	9-2	W
2/17	VMI7	14-0	W
2/17	VMI7	6-0	W
2/18	VMI	14-3	W
2/20	WINTHROP	5-1	W
2/21	WINTHROP [13]	8-9	L
2/24	@ Missouri	4-5	L
2/25	@ Michigan State [10]	10-9	W
2/28	@ Sanford	2-5	L
3/1	& Indiana	6-3	W
3/2	& Troy State	11-4	W
3/4	UNC-GREENSBORO	9-4	W
3/5	UNC-GREENSBORO	6-4	W
3/6	UNC-GREENSBORO	9-3	W
3/8	* SOUTH CAROLINA [10]	11-10	W
3/9	* SOUTH CAROLINA	9-10	L
3/10	* SOUTH CAROLINA	15-8	W
3/15	* at Tennessee	3-7	L
3/16	* at Tennessee [10]	10-5	W
3/17	* at Tennessee	0-11	L
3/20	@ UAB [10]	2-1	W
3/22	* at Georgia	3-2	W
3/23	* at Georgia	4-7	L
3/24	* at Georgia	10-12	L
3/29	* KENTUCKY	16-10	W
3/30	* KENTUCKY	4-7	L
3/31	* KENTUCKY	12-6	W
4/2	Alabama (M)	0-2	L
4/5	* FLORIDA	7-12	L
4/6	* FLORIDA	10-7	W

1996 • 37-24, 12-18 SEC
Head Coach: Hal Baird (1985-2000)

Player	AVG	GP/S	AB	R	H	2B	3B	HR	RBI	TR	SLG	OB%*	SH/SF	SB-AT				
Dallon Ruch	.369	53/49	187	34	69	17	1	1	45	91	.487	.28	3	21	4	.446	6/0	2-3
Rob Macrony	.328	56/56	204	58	67	11	1	0	33	80	.392	.40	6	22	3	.448	2/21	24-28
Josh Ehterode	.319	56/56	207	38	66	17	1	16	78	133	.643	.29	10	51	5	.425	1/0	4-5
Adam Sullivan	.315	54/54	222	62	70	13	7	4	39	109	.491	.27	6	32	1	.404	0/7	16-18
Mark Weeks	.294	52/52	197	30	58	11	2	2	17	79	.401	.9	1	20	3	.527	1/6	2-3
Chad Wandall	.262	51/48	187	25	49	10	1	3	20	70	.374	.12	3	36	2	.315	1/4	1-1
Kevin Chabot	.248	43/41	145	24	36	10	1	7	25	69	.476	.25	6	30	3	.381	0/0	0-2
Ste. Chambless	.500	4/0	2	0	1	0	0	0	0	1	.500	1	1	1	0	.750	0/0	0-0
Tucker Dearth	.267	30/3	15	4	4	0	0	0	2	4	.267	4	0	3	0	.421	0/0	1-1
Cassey Dun	.254	45/24	126	12	32	4	0	2	23	42	.333	.5	4	16	2	.301	1/1	1-1
David Ross	.254	39/21	71	11	18	3	1	0	8	23	.324	.11	0	17	2	.349	1/2	0-0
Kirby Clark	.246	42/32	126	22	31	9	2	2	22	50	.397	.7	1	16	3	.289	1/1	2-2
Tim Hudson	.242	13/9	33	6	8	2	0	3	7	19	.576	.2	0	8	1	.286	0/0	2-2
Jamie Kersh	.235	45/30	119	17	28	4	1	1	20	37	.311	.7	4	32	6	.298	1/7	2-2
Ron. Whitteburg	.208	46/27	96	28	20	3	1	0	6	25	.260	.14	2	19	2	.319	1/2	9-9
Jason Gregory	.154	14/2	13	3	2	1	0	0	1	3	.231	.1	1	5	0	.267	0/0	1-1
Patrick Wootton	.000	1/0	1	0	0	0	0	0	0	0	.000	0	0	0	0	.000	0/0	0-0
TOTALS	.287	56/56	1951	374	559	115	19	41	346	835	.428	.222	48	330	37	.371	16/51	67-78
OPPONENTS	.253	56/56	1927	318	488	106	10	46	282	752	.390	.235	38	489	31	.344	13/23	73-93

Player	ERA	W-L	G/GS	CG	SHO	SV	IP	H	R	ER	BB	SO	2B	3B	HR	BF	Avg	WP	HB	BK
Tim Hudson	3.25	5-3	25/4	0	0/1	5	74.2	65	31	27	31	90	8	2	4	282	.230	16	8	0
Elliott Brown	3.90	4-3	26/1	0	0/2	2	64.2	54	39	28	37	77	16	3	2	244	.221	9	3	0
Ryan Halla	4.29	5-4	13/13	0	0/1	0	65.0	56	38	31	28	63	11	2	8	241	.232	4	3	1
Finley Woodward	4.76	5-4	26/12	0	0/1	2	81.0	80	54	43	51	62	14	2	10	317	.252	6	3	1
Bryan Hebson	5.47	7-6	19/17	0	0/1	0	100.1	120	73	61	34	91	29	1	9	406	.296	5	1	1
Ricky Collins	6.66	1-3	18/8	0	0/0	0	51.1	58	43	38	25	44	15	0	7	205	.283	13	5	2
Matt Taylor	3.15	2-0	10/0	0	0/0	0	20.0	15	7	7	7	26	0	0	2	73	.205	1	3	0
Alex Merriott	4.09	1-0	6/1	0	0/0	0	11.0	9	5	5	4	9	2	0	1	42	.214	0	0	0
Mitch Schardt	6.08	0-1	11/0	0	0/0	0	13.1	11	9	9	12	16	2	0	2	52	.212	0	0	1
Brian Krot	6.57	0-0	7/0	0	0/1	1	12.1	12	13	9	6	10	6	0	0	49	.245	1	2	0
Troy Alexander	12.00	0-0	3/0	0	0/0	0	3.0	8	6	4	0	1	3	0	1	16	.500	0	0	0
TOTALS	4.74	32-24	56/56	0	3/3	8	497.0	488	318	262	235	489	106	10	46	1927	.253	57	38	6
OPPONENTS	5.52	24-32	56/56	10	7/2	8	484.0	559	374	297	222	330	115	19	41	1951	.287	36	48	3

4/7	* FLORIDA	5-6	L
4/9	SANFORD	1-0	W
4/13	* at Arkansas	2-9	L
4/13	* at Arkansas	6-9	L
4/14	* at Arkansas	4-2	W
4/16	MERCER	20-14	W
4/17	MERCER	13-6	W
4/19	* MISSISSIPPI STATE	0-8	L
4/20	* MISSISSIPPI STATE	3-10	L
4/21	* MISSISSIPPI STATE	3-1	W
4/23	MARSHALL	11-4	W
4/24	GEORGIA STATE	11-4	W
4/26	* at Ole Miss	15-4	W
4/27	* at Ole Miss	0-6	L
4/28	* at Ole Miss	10-5	W
4/30	UAB	3-5	L
5/1	TROY STATE	2-9	L
5/3	* LSU	2-14	L
5/4	* LSU	0-6	L
5/5	* LSU	7-3	W
5/7	COLUMBUS COLLEGE	9-8	W
5/10	* at Alabama	0-1	L
5/11	* Alabama (Hvr)	1-7	L
5/12	* at Alabama	0-4	L

@ Coca-Cola Classic (Mobile, AL-3rd); & Big 10 Classic (Montgomery, AL)

• COLLEGE WORLD SERIES •
• NCAA EAST REGIONAL •

Date	Opponent	Score	W/L
2/7	MOREHEAD STATE	15-5	W
2/8	MOREHEAD STATE	17-2	W
2/9	MOREHEAD STATE	4-2	W
2/11	MERCER	18-3	W
2/15	@ Southern Miss	4-3	W
2/16	@ at South Alabama	17-3	W
2/20	TROY STATE	10-7	W
2/22	MIDDLE TENN. ST.7	4-1	W
2/22	MIDDLE TENN. ST.7	11-7	W
2/23	MIDDLE TENN. ST.	9-3	W
2/25	WINTHROP	13-7	W
2/26	WINTHROP	5-3	W
3/1	DUQUESNE	11-2	W
3/2	DUQUESNE	11-0	W
3/3	DUQUESNE	11-5	W
3/4	@ Sanford (Vestavia)	7-0	W
3/5	DAVIDSON	14-3	W
3/7	* at South Carolina	3-17	L
3/8	* at South Carolina	10-6	W
3/9	* at South Carolina	21-6	W
3/12	WILLIAM & MARY	10-8	W
3/14	* TENNESSEE [10]	4-5	L
3/15	* TENNESSEE	16-4	W
3/16	* TENNESSEE	5-3	W
3/21	* GEORGIA	14-1	W
3/22	* GEORGIA	9-2	W
3/23	* GEORGIA	13-6	W
3/25	@ UAB	9-7	W
3/28	* at Kentucky5	5-0	W
3/29	* at Kentucky [12]	5-6	L
3/30	* at Kentucky	18-3	W
4/2	SANFORD	9-3	W
4/4	* at Florida	3-5	L

1997 • 50-17, 17-12 SEC
Head Coach: Hal Baird (1985-2000)

Player	AVG	GP/S	AB	R	H	2B	3B	HR	RBI	TR	SLG	OB%*	SH/SF	SB-AT				
Adam Sullivan	.396	61/61	260	81	103	16	2	5	44	138	.531	.32	11	32	8	.482	0/0	16-19
Tim Hudson	.396	65/65	273	71	108	21	0	18	95	183	.670	.20	0	40	8	.430	5/0	2-3
Rob Macrony	.368	65/65	269	77	99	24	5	1	42	136	.506	.27	9	19	2	.440	2/13	26-29
Cassey Dun	.362	57/57	235	54	85	19	1	5	56	121	.515	.20	5	18	7	.421	1/0	0-2
Derek Reif	.343	60/59	213	51	73	20	2	4	48	109	.512	.38	7	36	2	.449	5/7	6-8
Josh Ehterode	.342	64/64	234	79	80	16	2	20	82	160	.684	.47	10	56	3	.468	2/0	6-8
Chad Wandall	.318	65/62	233	51	74	11	1	10	55	117	.502	.29	4	38	4	.399	2/3	4-5
Jamie Kersh	.301	67/67	266	58	80	14	3	13	72	139	.523	.26	5	54	9	.365	7/4	1-1
Heath Kelly	.288	67/67	233	48	67	13	1	4	41	94	.403	.19	10	54	4	.365	1/11	5-6
Nate Hare	.500	13/0	8	3	4	1	0	0	3	5	.625	1	0	1	1	.556	0/0	0-0
Stephen Chambless	.500	7/0	6	2	3	1	0	0	2	4	.667	1	1	0	0	.625	0/0	0-0
Jason Gregory	.400	10/0	5	3	2	0	0	0	2	.400	1	0	0	0	0	.500	0/0	0-0
Tucker Dearth	.276	47/12	58	16	16	2	1	3	11	29	.500	4	5	16	0	.362	2/4	0-0
Harrel Hill	.263	24/5	38	6	10	1	0	0	8	11	.289	3	0	6	3	.302	2/0	0-0
David Ross	.250	41/20	96	13	24	6	0	2	18	36	.375	10	3	12	3	.336	1/7	1-1
Patrick Wootton	.000	2/0	1	0	0	0	0	0	0	.000	0	0	0	0	0	.000	0/0	0-0
TOTALS	.341	67/67	2428	613	828	165	18	85	577	1284	.529	.278	70	382	54	.419	30/49	67-82
OPPONENTS	.249	67/67	2280	354	568	125	10	63	319	902	.396	.246	39	629	48	.329	25/14	56-81

Player	ERA	W-L	G/GS	CG	SHO	SV	IP	H	R	ER	BB	SO	2B	3B	HR	BF	Avg	WP	HB	BK
Tim Hudson	2.97	15-2	22/18	3	1/1															



YEAR-BY-YEAR RESULTS & TEAM STATS

SEC TOURNAMENT CHAMPIONS - NCAA ATLANTIC II REGIONAL

Table of game results for 1998 season, including opponent, score, and win/loss record.

1998 - 46-18, 14-12 SEC Head Coach: Hal Baird (1985-2000)

Player statistics for 1998 season, including AVG, GP/S, AB, R, H, 2B, 3B, HR, RBI, TR, SLG, BB, HR, SO, GDP, ORB%, SH/FF, SB-AT.

Player statistics for 1998 season, including FRA, W-L, G/S, CG, SHO, SV, IP, H, R, ER, BB, SO, 2B, 3B, HR, BF, Avg, WP, HB, BK.

Summary statistics for 1998 season, including totals for AVG, GP/S, AB, R, H, 2B, 3B, HR, RBI, TR, SLG, BB, HR, SO, GDP, ORB%, SH/FF, SB-AT.

AUBURN REGIONAL CHAMPIONS - TALLAHASSEE SUPER REGIONAL

Table of game results for 1999 season, including opponent, score, and win/loss record.

1999 - 46-19, 18-12 SEC Head Coach: Hal Baird (1985-2000)

Player statistics for 1999 season, including AVG, GP/S, AB, R, H, 2B, 3B, HR, RBI, TR, SLG, BB, HR, SO, GDP, ORB%, SH/FF, SB-AT.

Player statistics for 1999 season, including FRA, W-L, G/S, CG, SHO, SV, IP, H, R, ER, BB, SO, 2B, 3B, HR, BF, Avg, WP, HB, BK.

Summary statistics for 1999 season, including totals for AVG, GP/S, AB, R, H, 2B, 3B, HR, RBI, TR, SLG, BB, HR, SO, GDP, ORB%, SH/FF, SB-AT.





YEAR-BY-YEAR RESULTS & TEAM STATS

* ATLANTA REGIONAL *				
Date	Opponent	Score	W/L	
2/5	WINTHROP	6-3	W	
2/6	WINTHROP	11-5	W	
2/8	at Samford	28-6	W	
2/9	at UAB	6-0	W	
2/11	FURMAN7	19-7	W	
2/12	FURMAN7	22-4	W	
2/13	FURMAN	10-4	W	
2/15	MERCER	11-3	W	
2/16	UAB	11-6	W	
2/18	+ at Tulane	8-11	L	
2/19	+ at New Orleans [10]	4-3	W	
2/20	+ Alabama	2-7	L	
2/22	OAKLAND	8-4	W	
2/23	SOUTH ALABAMA	9-4	W	
2/25	VCU	7-6	W	
2/26	VCU	11-6	W	
2/27	VCU	3-7	L	
2/29	TROY STATE	14-7	W	
3/4	UNC CHARLOTTE	12-3	W	
3/4	UNC CHARLOTTE7	7-1	W	
3/5	UNC CHARLOTTE	16-1	W	
3/7	DAVIDSON	10-5	W	
3/10	* ALABAMA	6-12	L	
3/11	* SOUTH CAROLINA	9-10	L	
3/12	* SOUTH CAROLINA	7-8	L	
3/14	LIBERTY [10]	6-5	W	
3/17	* at Arkansas	11-6	W	
3/18	* at Arkansas	10-7	W	
3/19	* at Arkansas	21-11	W	
3/24	* GEORGIA	18-6	W	
3/25	* GEORGIA	9-4	W	
3/26	* GEORGIA	9-8	W	
3/28	Troy State (M) [10]	11-8	W	
3/31	* LSU	11-18	L	

2000 • 41-20, 17-13 SEC Head Coach: Hal Baird (1985-2000)

Player	AVG	GP/S	AB	R	H	2B	3B	HR	RBI	TB	SLG	BB	SO	GDP	OB%	SH/IF	SB-AT
Gabe Gross	.430	61/61	237	83	102	26	1	13	86	169	.713	59	2	29	.4	536	6/0
Todd Faulkner	.423	61/61	248	71	105	27	0	22	103	198	.798	36	8	41	6	502	5/0
Mallon Kent	.342	61/60	263	80	90	16	1	9	59	135	.513	35	5	35	2	428	1/3
Dominic Rich	.340	59/59	265	72	90	16	7	7	56	141	.532	31	3	21	6	415	0/2
Jonathan Schuerho	.303	59/54	188	53	57	6	0	2	34	69	.367	39	7	39	6	436	2/7
Hayden Glemmo	.280	54/50	168	34	47	8	1	1	23	60	.357	30	3	22	3	390	4/8
Bobby Huddleston	.276	47/46	163	20	45	14	1	2	35	67	.411	18	1	25	12	344	4/2
Chris Beard	.273	48/37	143	31	39	10	0	1	25	52	.364	27	10	22	4	418	2/0
Brett Burnham	.268	40/40	153	28	41	9	2	2	33	60	.392	17	13	21	8	380	4/4
John Tyler	.230	50/43	161	37	37	4	1	1	16	46	.286	24	6	27	2	351	0/5
Levale Speigner	1.000	1/0	1	0	1	0	0	0	1	1	1.000	0	0	0	1.000	0/0	
Donnie Streeter	.315	27/11	54	16	17	1	0	2	10	24	.444	10	0	9	1	415	1/3
Greg Brazier	.267	22/14	45	12	12	1	0	0	12	13	.289	6	5	5	2	404	1/7
Lynn Shoop	.250	22/4	20	7	5	1	0	0	1	6	.300	3	0	5	0	348	0/2
Heath Higgins	.245	25/8	49	7	12	5	1	1	12	22	.449	3	1	11	3	302	0/1
Andrew Slater	.222	4/3	9	3	2	0	0	0	1	2	.222	2	0	1	0	364	0/0
Joe Colvin	0.000	6/0	2	4	0	0	0	0	0	0	0.000	0	1	1	0	333	0/0
TOTALS	.324	61/61	2169	558	702	144	15	63	507	1065	.491	340	65	314	59	425	30/44
OPPONENTS	.285	61/61	2146	381	611	104	9	51	345	886	.413	227	46	394	36	361	32/28

Player	ERA	W-L	G/5	CG	SHO	SV	IP	H	R	ER	BB	SO	2B	3B	HR	BF	Avg	WP	HB	BK
Colter Bean	3.29	9-5	31/2	2	0/1	5	87.2	76	40	32	32	72	14	2	7	330	.230	8	9	0
Chris Boorcheck	3.76	8-2	19/19	1	0/0	0	122.0	127	62	51	47	101	20	1	8	475	.267	8	7	0
Hayden Glemmo	4.59	4-1	11/11	0	0/1	0	49.0	53	29	25	12	30	8	1	3	195	.272	3	7	0
Levale Speigner	5.82	3-3	22/13	0	0/0	1	85.0	103	71	55	26	49	13	1	11	346	.298	2	5	1
Brandon Mayfield	6.23	7-2	33/0	0	0/1	1	52.0	67	42	36	13	35	7	2	8	212	.316	3	3	0
Brent Speigner	7.11	4-5	22/11	0	0/0	1	68.1	98	65	54	35	50	24	2	7	295	.332	13	9	1
Kevin Knorst	7.36	2-1	13/5	1	0/0	0	25.2	29	24	21	10	17	9	0	3	105	.276	5	1	0
Jacob Summers	9.00	2-1	14/0	0	0/0	0	14.0	19	18	14	12	11	4	0	2	60	.317	2	0	0
Kyle Hudlow	10.05	2-0	11/0	0	0/0	0	14.1	16	16	16	20	13	2	0	1	54	.296	6	3	0
Justin Brown	0.00	0-0	2/0	0	0/0	0	2.0	2	0	0	3	1	0	0	0	8	.250	0	0	0
Gabe Gross	0.00	0-0	1/0	0	0/0	0	1.0	2	0	0	0	0	0	0	0	4	.500	0	0	0
Shane McBride	5.04	0-0	8/0	0	0/0	0	10.2	12	6	6	8	7	2	0	1	42	.286	0	2	0
Jason Kreitner	13.50	0-0	1/0	0	0/0	0	0.2	0	1	1	3	0	0	0	0	2	0.000	0	0	0
Sean Jones	17.18	0-0	5/0	0	0/0	0	3.2	7	7	7	6	3	1	0	0	18	.389	0	0	0
TOTALS	5.31	41-20	61/61	4	1/1	8	536.0	611	381	316	227	394	104	9	51	2146	.285	50	46	3
OPPONENTS	7.56	20-41	61/61	4	0/0	5	519.0	702	558	436	340	314	144	15	63	2169	.324	61	65	8

4/1	* LSU	7-1	W
4/2	* LSU	10-12	L
4/4	MERCER7	19-2	W
4/7	* at Ole Miss	3-8	L
4/8	* at Ole Miss	16-8	W
4/9	* at Ole Miss	2-7	L
4/11	SAMFORD	10-4	W
4/14	* at Tennessee [10]	4-3	W
4/15	* at Tennessee	6-4	W
4/16	* at Tennessee	7-6	W
4/21	* VANDERBILT	5-1	W
4/22	* VANDERBILT	8-9	L
4/23	* VANDERBILT	10-8	W
4/28	* at Florida	3-5	L
4/29	* at Florida [10]	11-8	W
4/30	* at Florida	6-7	L
5/5	* at Alabama	2-3	L
5/6	* at Alabama	6-3	W
5/7	* at Alabama	4-13	L
5/12	* MISSISSIPPI ST.	6-3	W
5/13	* MISSISSIPPI ST.	9-10	L
5/14	* MISSISSIPPI ST.	9-5	W
5/17	# Florida	2-7	L
5/18	# South Carolina	4-11	L
5/26	! Stetson	5-9	L
5/27	! Georgia Southern	11-5	W
5/27	! Stetson	10-13	L

+ Winn Dixie Showdown (New Orleans, LA); # SEC Tournament (Hoover, AL); ! NCAA Regional (Atlanta, GA-3rd)

* TALLAHASSEE REGIONAL *

Date	Opponent	Score	W/L
2/2	W. CAROLINA	14-1	W
2/3	W. CAROLINA	4-2	W
2/4	W. CAROLINA	5-4	W
2/9	CAMPBELL	11-0	W
2/10	CAMPBELL	7-3	W
2/10	CAMPBELL	10-2	W
2/13	TROY STATE	4-3	W
2/16	+ Minnesota	14-6	W
2/17	+ North Carolina	11-1	W
2/18	+ at South Alabama [10]	4-3	W
2/20	MERCER	13-3	W
2/23	VCU	6-2	W
2/24	VCU	5-4	W
2/28	SOUTH ALABAMA	3-9	L
3/2	CHARLESTON STHN	5-0	W
3/6	GEORGIA TECH	4-0	W
3/7	DAVIDSON	16-3	W
3/9	* at Mississippi St. [10]	1-2	L
3/10	* at Mississippi St.	0-4	L
3/11	* at Mississippi St.	2-8	L
3/16	* OLE MISS	8-10	L
3/17	* OLE MISS [11]	2-3	L
3/18	* OLE MISS	5-6	L
3/23	* at Georgia	6-9	L
3/24	* at Georgia	4-8	L
3/25	* at Georgia	4-5	L
3/27	Troy State (M)	5-0	W
3/30	* TENNESSEE	11-3	W
3/31	* TENNESSEE	9-2	W
4/1	* TENNESSEE	7-2	W
4/6	* at Vanderbilt	12-2	W
4/7	* at Vanderbilt	18-11	W
4/8	* at Vanderbilt	6-8	L

2001 • 37-21, 15-15 SEC Head Coach: Steve Kemroe (2001-2004)

Player	AVG	GP/S	AB	R	H	2B	3B	HR	RBI	TB	SLG	BB	SO	GDP	OB%	SH/IF	SB-AT
Mallon Kent	.350	58/58	240	50	84	16	2	3	51	113	.471	25	4	26	7	415	3/1
Trent Pratt	.327	58/58	208	51	68	19	1	15	67	134	.644	57	4	25	4	469	6/0
Jason Moran	.306	57/57	255	54	78	14	3	1	36	101	.396	16	5	32	3	354	4/2
Brett Burnham	.275	52/51	167	31	46	11	2	1	22	64	.383	28	14	35	2	417	2/7
Scott Schade	.265	58/58	223	33	59	11	1	4	30	84	.377	20	9	50	6	346	2/2
Justin Christian	.259	54/53	193	38	50	5	1	2	19	63	.326	28	5	27	7	366	1/15
Jonathan Schuerholz	.242	58/58	190	45	46	6	0	0	33	52	.274	33	10	33	4	377	3/8
Adam Faust	.455	8/0	11	1	5	0	0	0	5	5	.455	1	0	2	0	500	0/0
Chris Beard	.375	6/1	8	2	3	1	0	0	0	4	.500	1	1	2	0	500	0/0
Ernie Carvalho	.333	4/1	3	2	1	0	0	0	2	1	.333	2	0	2	0	500	1/0
Lynn Shoop	.308	15/2	13	8	4	0	1	0	5	6	.462	1	1	3	1	375	1/0
Todd Faulkner	.291	35/35	151	20	44	10	1	2	37	62	.411	14	1	21	4	355	0/1
Hayden Glemmo	.255	20/16	51	9	13	1	0	0	5	14	.275	15	0	7	1	424	0/4
Trent Wilson	.231	16/2	13	8	3	2	0	0	4	5	.385	1	0	2	0	286	0/0
Bobby Huddleston	.206	20/9	34	4	7	2	0	0	5	9	.265	4	2	5	3	325	0/0
John Tyler	.176	11/6	17	4	3	1	0	0	3	4	.235	7	0	4	0	417	0/2
Joseph Zanthos	0.000	3/0	3	0	0	0	0	0	0	0	0.000	0	1	1	0	250	0/0
TOTALS	.291	58/58	1981	406	576	118	14	35	365	827	.417	288	60	320	46	393	25/43
OPPONENTS	.270	58/58	1990	284	538	99	7	40	259	771	.387	177	44	292	37	340	22/33

Player	ERA	W-L	G/5	CG	SHO	SV	IP	H	R	ER	BB	SO	2B	3B	
--------	-----	-----	-----	----	-----	----	----	---	---	----	----	----	----	----	--



YEAR-BY-YEAR RESULTS & TEAM STATS

Table with columns: Date, Opponent, Score, W/L. Rows include TUSCALOOSA REGIONAL games from 2/8 to 4/12.

2002 • 34-26, 15-15 SEC. Head Coach: Steve Kentroe (2001-2004). Player stats table with columns: Player, AVG, GP/5, AB, R, H, 2B, 3B, HR, RBI, TR, SLG, BB, SO, GDP, ORB%, SH/SE, SB-AT.

Year-by-year results table with columns: Date, Opponent, Score, W/L. Rows include games from 4/13 to 6/1.

SEC Tournament (Hoover, AL-17th); ! NCAA Regional (Tuscaloosa, AL-4th)

Table with columns: Date, Opponent, Score, W/L. Rows include AUBURN REGIONAL games from 2/7 to 4/5.

2003 • 42-21, 18-12 SEC. Head Coach: Steve Kentroe (2001-2004). Player stats table with columns: Player, AVG, GP/5, AB, R, H, 2B, 3B, HR, RBI, TR, SLG, BB, SO, GDP, ORB%, SH/SE, SB-AT.

Year-by-year results table with columns: Date, Opponent, Score, W/L. Rows include games from 4/6 to 6/1.

SEC Tournament (Hoover, AL-13th); ! NCAA Regional (Auburn, AL-2nd)





YEAR-BY-YEAR RESULTS & TEAM STATS

Date	Opponent	Score	W/L
2/13	WESTERN CAROLINA	5-4	W
2/14	WESTERN CAROLINA	4-1	W
2/15	WESTERN CAROLINA	6-0	W
2/20	BOSTON COLLEGE [10]	6-5	W
2/21	BOSTON COLLEGE	4-11	L
2/22	BOSTON COLLEGE	2-1	W
2/24	SAMFORD	11-5	W
2/27	HOFSTRA	19-4	W
2/28	HOFSTRA	6-4	W
2/29	HOFSTRA	9-3	W
3/2	GEORGIA TECH	6-2	W
3/5	VCU	9-3	W
3/6	VCU	7-0	W
3/7	VCU	4-3	W
3/9	TROY STATE	4-2	W
3/12	at Clemson	9-14	L
3/13	at Clemson	5-4	W
3/14	at Clemson	9-6	W
3/17	Troy State (M)	3-4	L
3/19	* KENTUCKY	0-8	L
3/20	* KENTUCKY	3-4	L
3/21	* KENTUCKY [10]	3-2	W
3/23	at UAB	13-6	W
3/26	* at Tennessee	4-3	W
3/27	* at Tennessee [10]	6-7	L
3/28	* at Tennessee	7-3	W
3/30	at Georgia Tech	5-20	L
4/2	* LSU [10]	7-6	W
4/3	* LSU	3-5	L
4/4	* LSU	2-3	L
4/6	UAB	5-2	W
4/9	* at Ole Miss	1-6	L
4/11	* at Ole Miss 7	2-1	W
4/11	* at Ole Miss 7	3-2	W
4/13	at South Alabama [10]	9-10	L

2004 • 32-24, 12-18 SEC Head Coach: Steve Kentore (2001-2004)																			
Player	AVG	GP/S	AB	R	H	2B	3B	HR	RBI	TB	SLG	BB	HB	SO	GDP	OB%	SH/SE	SB-AT	
Clete Thomas	.329	56/56	216	53	71	16	8	4	45	111	.514	35	5	41	2	.429	3/2	24/28	
Tug Hulet	.306	56/56	206	43	63	12	1	0	23	77	.374	44	5	43	6	.434	3/2	2-5	
J.T. Williamson	.293	39/23	92	11	27	6	0	1	14	36	.391	13	0	19	1	.377	1/1	1-1	
Sean Gamble	.293	55/55	222	36	65	20	3	0	34	91	.410	17	7	28	4	.357	3/0	3-5	
Mike Hnyka	.284	37/17	74	10	21	4	0	0	13	25	.338	8	1	11	3	.357	1/3	0-0	
Ben Sprague	.277	50/37	137	27	38	5	0	1	19	46	.336	13	0	28	0	.336	2/15	4-5	
Josh Bell	.274	56/56	226	33	62	7	0	10	46	99	.438	12	5	65	6	.321	3/0	0-0	
Chuck Jeroloman	.270	53/53	211	34	57	13	2	8	37	98	.464	21	1	47	2	.336	2/2	0-0	
Ben Maitland	.270	44/43	141	18	38	4	3	0	15	48	.340	20	1	20	3	.362	1/7	2-2	
Josh Sullivan	.264	41/36	125	18	33	8	0	4	24	53	.424	10	4	34	1	.338	0/0	1-2	
Derek Sain	.264	53/48	182	21	48	6	1	2	13	62	.341	9	2	35	3	.304	1/5	0-0	
Kyle Mayo	.207	25/14	58	8	12	4	0	1	7	19	.328	10	1	23	2	.324	2/2	0-0	
Bruce Edwards	.139	24/8	36	5	5	0	0	0	1	5	.139	5	1	18	0	.262	0/0	2-2	
Mike Felix	.000	3/2	7	0	0	0	0	0	0	0	.000	0	0	3	1	.000	0/0	0-0	
Cory Zimmerman	.000	3/0	1	1	0	0	0	0	0	0	.000	1	0	1	0	.500	0/0	0-0	
Nick Hurling	.000	1/0	1	0	0	0	0	0	0	0	.000	0	0	0	0	.000	0/0	0-0	
TOTALS	.279	56/56	1935	318	540	105	16	31	291	770	.398	218	33	416	34	.358	22/39	39-50	
OPPONENTS	.264	56/56	1933	320	510	106	8	44	290	764	.395	203	46	411	38	.345	20/29	56-76	

2005 • 34-26, 13-17 SEC Head Coach: Tom Slater (2005-2008)																				
Player	ERA	W-L	G/5	CG	SHO	SV	IP	H	R	ER	BB	SO	2B	3B	HR	BF	Avg	WP	HR/BB	
Chris Dennis	2.61	4-0	22/1	0	0/1	2	38.0	36	18	11	6	43	9	2	0	146	.247	1	4	0
Steven Register	4.02	7-0	22/3	0	0/0	8	56.0	55	26	25	16	52	11	1	8	219	.251	4	5	1
Cory Dueit	4.52	4-4	25/5	0	0/1	1	63.2	66	39	32	15	55	14	1	5	246	.268	2	6	0
Mike Felix	4.52	4-5	18/15	0	0/2	0	61.2	51	38	31	41	50	7	0	5	228	.224	18	5	0
Michael Nix	4.56	1-3	20/0	0	0/0	0	25.2	22	16	13	19	30	5	0	0	89	.247	2	0	0
Arnold Hughley	4.58	6-4	16/16	1	0/0	0	96.1	106	58	49	23	79	21	3	9	377	.281	5	10	2
Josh Bell	4.75	3-3	14/9	0	0/1	0	53.0	47	35	28	37	36	12	0	8	202	.233	4	2	0
John Madden	5.53	1-2	29/0	0	0/2	0	42.1	44	30	26	26	40	6	0	0	166	.265	3	5	0
Grant Cardwell	5.91	0-0	7/0	0	0/0	0	10.2	10	8	7	2	9	3	0	1	45	.222	2	0	1
Jared Shore	6.94	0-1	13/1	0	0/1	0	23.1	35	22	18	3	10	10	0	4	101	.347	2	2	1
Colby Paxton	8.57	2-2	11/6	0	0/2	0	21.0	30	20	20	10	4	6	1	2	88	.341	1	5	1
Lae Carter	0.00	0-0	1/0	0	0/0	0	1.0	0	0	0	0	0	0	0	0	3	.000	0	0	0
Jim Mikes	2.70	0-0	3/0	0	0/0	0	3.1	5	5	1	3	1	2	0	1	15	.333	1	0	0
Josh Sullivan	18.00	0-0	1/0	0	0/0	0	1.0	2	2	2	1	1	0	0	0	3	.333	1	1	0
Ted Ryan	27.00	0-0	1/0	0	0/0	0	1.0	2	3	3	1	0	0	0	1	5	.400	2	1	0
TOTALS	4.81	32-24	56/56	1	3/3	11	498.0	510	320	266	203	411	106	8	44	1933	.264	48	46	6
OPPONENTS	5.13	24-32	56/56	1	3/3	11	489.2	540	318	279	218	416	105	16	31	1935	.279	39	33	11

4/16	* at Alabama	8-2	W
4/17	* at Alabama	7-1	W
4/18	* at Alabama	0-19	L
4/20	SOUTH ALABAMA 8	10-0	W
4/23	* MISSISSIPPI STATE	4-6	L
4/24	* MISSISSIPPI STATE [13]	8-9	L
4/25	* MISSISSIPPI STATE	6-5	W
4/27	at Samford	6-2	W
4/30	* at Florida	4-7	L
5/1	* at Florida	8-11	L
5/2	* at Florida	8-22	L
5/7	* SOUTH CAROLINA	12-9	W
5/8	* SOUTH CAROLINA	1-3	L
5/9	* SOUTH CAROLINA	11-12	L
5/14	* GEORGIA	2-11	L
5/15	* GEORGIA	0-4	L
5/16	* GEORGIA	4-3	W
5/18	MERCER	1-2	L
5/21	* at Arkansas	7-9	L
5/22	* at Arkansas	7-4	W
5/23	* at Arkansas	3-15	L

• TALLAHASSEE REGIONAL •			
Date	Opponent	Score	W/L
2/4	HOFSTRA	18-5	W
2/5	HOFSTRA	11-3	W
2/6	HOFSTRA	6-5	W
2/11	at Florida State	3-7	L
2/12	at Florida State	5-6	L
2/13	at Florida State	9-2	W
2/15	MERCER	6-5	W
2/18	VCU	4-3	W
2/19	VCU	11-0	W
2/20	VCU	6-4	W
2/22	TROY	12-2	W
2/25	ELON [12]	8-7	W
2/26	ELON	4-6	L
3/1	SOUTH ALABAMA	0-3	L
3/4	CLEMSON	6-5	W
3/5	CLEMSON	8-4	W
3/6	CLEMSON	3-14	L
3/11	VMI	5-4	W
3/12	VMI	12-0	W
3/13	VMI	4-3	W
3/18	* TENNESSEE	1-2	L
3/19	* TENNESSEE	7-1	W
3/20	* TENNESSEE	2-7	L
3/23	at Georgia Tech [11]	7-6	W
3/25	* at LSU	6-4	W
3/26	* at LSU	3-6	L
3/27	* at LSU	7-5	W
3/29	SAMFORD	6-9	L
4/1	* ARKANSAS	5-4	W
4/2	* ARKANSAS	8-7	W
4/3	* ARKANSAS	6-8	L
4/5	GEORGIA TECH	2-3	L
4/8	* at Mississippi State	1-4	L

2005 • 34-26, 13-17 SEC Head Coach: Tom Slater (2005-2008)																			
Player	AVG	GP/S	AB	R	H	2B	3B	HR	RBI	TB	SLG	BB	HB	SO	GDP	OB%	SH/SE	SB-AT	
Karl Amonte	.365	58/58	208	46	76	25	1	11	59	136	.654	41	5	35	2	.469	6/0	0-0	
Josh Bell	.338	59/59	240	40	81	17	0	11	59	131	.546	22	5	42	8	.401	2/0	1-1	
Tyler Johnston	.328	60/60	259	53	85	12	3	0	29	103	.398	22	4	18	5	.388	1/3	24-28	
Clete Thomas	.328	60/60	238	66	78	18	6	9	41	135	.567	33	9	61	2	.473	4/0	23-26	
Bruce Edwards	.313	57/55	201	35	63	7	1	1	13	75	.373	28	2	56	1	.403	0/2	13-17	
Jeff Boutwell	.300	39/34	120	20	36	8	1	4	20	58	.483	18	7	39	2	.421	0/2	2-4	
Josh Donaldson	.294	47/39	153	20	45	7	0	7	26	73	.477	11	3	34	2	.347	3/3	0-0	
Russell Dixon	.289	53/42	142	14	41	8	2	1	29	56	.394	22	2	43	0	.380	5/0	3-3	
Ben Sprague	.246	47/28	118	16	29	3	2	1	16	39	.331	5	1	25	1	.278	2/3	3-8	
Adam Storey	.194	58/55	201	21	39	5	0	0	14	44	.219	13	2	23	7	.249	1/2	6-6	
Philip Stringer	.226	36/26	84	11	19	4	1	0	12	25	.298	15	5	18	2	.375	0/2	0-2	
Joey Huskins	.172	25/14	58	4	10	2	0	0	6	12	.207	7	4	14	1	.304	0/0	0-0	
Derek Sain	.125	40/7	32	9	4	2	0	1	2	9	.281	5	0	3	1	.237	1/0	0-0	
Mike Hnyka	.100	8/2	10	0	1	0	0	0	0	1	.100	1	0	1	0	.182	0/2	0-0	
Jay Osborne	.000	2/1	4	0	0	0	0	0	0	0	.000	0	0	3	0	.000	0/0	0-0	
Travis Coleman	.000	3/0	1	1	0	0	0	0	0	0	.000	0	0	1	0	.000	0/0	1-1	
TOTALS	.293	60/60	2069	356	607	118	17	46	326	897	.434	243	49	416	34	.377	25/19	76-96	
OPPONENTS	.266	60/60	2054</																



YEAR-BY-YEAR RESULTS & TEAM STATS

Table with columns: Date, Opponent, Score, W/L. Lists game results from 2/3 to 4/9.

2006 • 22-34, 9-21 SEC Head Coach: Tom Slater (2005-2008). Player statistics table with columns: Player, AVG, GP/S, AB, R, H, 2B, 3B, HR, RBI, TB, SLG, BB, HB, SO, GDP, ORB%, SH/SE, SB-AT.

Summary statistics for 2006 season, including totals and opponents for various metrics like AVG, GP/S, AB, R, H, 2B, 3B, HR, RBI, TB, SLG, BB, HB, SO, GDP, ORB%, SH/SE, SB-AT.

Table with columns: Date, Opponent, Score, W/L. Lists game results from 2/9 to 4/8.

2007 • 31-25, 10-20 SEC Head Coach: Tom Slater (2005-2008). Player statistics table with columns: Player, AVG, GP/S, AB, R, H, 2B, 3B, HR, RBI, TB, SLG, BB, HB, SO, GDP, ORB%, SH/SE, SB-AT.

Summary statistics for 2007 season, including totals and opponents for various metrics like AVG, GP/S, AB, R, H, 2B, 3B, HR, RBI, TB, SLG, BB, HB, SO, GDP, ORB%, SH/SE, SB-AT.

@ Coca-Cola Classic (Mobile, Ala.)





YEAR-BY-YEAR RESULTS & TEAM STATS

Date	Opponent	Score	W/L
2/22	EAST TENN. STATE	6-3	W
2/23	EAST TENN. STATE	12-1	W
2/24	EAST TENN. STATE	12-4	W
2/25	EAST TENN. STATE	12-2	W
2/28	#11 FLORIDA STATE	5-7	L
2/29	#11 FLORIDA STATE	5-6	L
3/1	at #11 Florida State	3-4	L
3/2	at #11 Florida State	1-10	L
3/4	DAVIDSON	10-2	W
3/5	DAVIDSON	8-7	W
3/6	YMI	9-3	W
3/7	YMI	6-4	W
3/8	YMI	10-1	W
3/9	YMI	6-5	W
3/11	APPALACHIAN STATE	17-0	W
3/12	APPALACHIAN STATE	2-4	L
3/14	* at Florida	1-7	L
3/15	* at Florida	8-12	L
3/16	* at Florida	2-6	L
3/18	* at Troy	6-4	W
3/21	* #2 KENTUCKY	2-0	W
3/22	* #2 KENTUCKY	7-5	W
3/23	* #2 KENTUCKY	8-9	L
3/25	MERCER	10-4	W
3/26	vs. Sanford (Hvr)	14-6	W
3/28	* TENNESSEE	12-6	W
3/29	* TENNESSEE [11]	4-8	L
3/30	* TENNESSEE	4-3	W
4/1	at South Alabama	3-4	L
4/4	* at Arkansas	5-2	W
4/5	* at Arkansas	4-5	L
4/6	* at Arkansas [10]	12-10	W
4/8	GEORGIA STATE	9-6	W
4/9	MISS. VALLEY STATE	10-2	W
4/11	* #10 SOUTH CAROLINA	6-7	L

2008 • 28-28, 11-19 SEC															
Head Coach: Tom Slater (2005-2008)															
Player	AVG	GP/S	AB	R	H	2B	3B	HR	RBI	TR	SLG	BB	HB	SO	GDP
Hunter Morris	.351	54/54	211	42	74	15	2	11	49	126	.597	29	3	26	0
Joseph Sanders	.348	50/48	201	40	70	19	0	6	52	107	.532	8	1	25	2
Brian Fletcher	.324	54/50	195	42	60	17	3	10	42	113	.611	21	8	53	2
Mike Bionucci	.320	56/56	197	54	63	19	2	13	45	125	.635	37	10	49	2
David Cunningham	.319	37/28	116	17	37	7	1	0	14	46	.397	6	5	34	1
Trent Mumme	.305	53/47	197	49	60	11	2	4	23	87	.442	24	8	34	1
Matt Hall	.279	55/55	197	39	55	10	2	4	27	81	.411	19	2	41	5
Justin Hargett	.278	50/48	176	24	49	2	0	1	18	54	.307	23	1	25	4
Kevin Patterson	.255	51/44	157	23	40	9	2	5	26	68	.433	29	1	38	4
Ryan Jenkins	.233	44/38	129	18	30	7	1	1	18	42	.326	10	0	23	1
Justin Jones	.333	10/0	6	3	2	2	0	0	4	4	.667	2	0	3	0
Ben Jones	.282	47/9	71	10	20	5	0	1	10	28	.394	4	4	16	2
Tony Caldwell	.270	29/17	63	14	17	9	0	0	10	26	.413	11	4	13	5
Luke Greinke	.257	13/11	35	11	9	3	0	2	8	18	.514	4	2	3	1
Wes Gilmer	.000	3/0	4	0	0	0	0	0	0	0	.000	0	1	2	0
Jamie Drinkard	.000	3/0	2	1	0	0	0	0	0	0	.000	0	1	0	0
Bradley Ray	.000	7/0	2	0	0	0	0	0	0	0	.000	1	1	0	0
TOTALS	.301	56/56	1949	387	586	135	15	58	346	925	.475	228	51	386	31
OPPONENTS	.282	56/56	1948	316	550	109	13	49	287	832	.427	167	45	394	36
FRA															
Evan Crawford	2.42	3-0	29/0	0	0/1	0	0	44.2	41	18	12	25	42	7	0
Bryan Woodall	3.83	0-2	31/0	0	0/1	11	40.0	46	19	17	6	42	8	2	5
Grant Dayton	3.89	7-2	18/14	0	0/2	1	81.0	87	42	35	13	79	22	4	9
Cory Luckie	4.38	4-4	15/14	1	0/0	1	63.2	71	39	31	12	37	13	2	4
Luke Greinke	4.64	4-4	14/9	0	0/1	0	54.1	63	37	28	18	41	12	1	2
Michael Hurst	4.89	3-5	27/0	0	0/0	0	38.2	36	28	21	13	30	6	0	2
Bradley Hendrix	6.04	1-2	19/7	0	0/0	0	50.2	67	34	34	13	33	14	2	7
Scott Shuman	6.07	2-2	12/3	0	0/0	0	29.2	27	24	20	16	18	4	0	4
Austin Hubbard	6.27	1-1	8/2	0	0/1	0	18.2	27	14	13	17	11	7	1	0
Taylor Thompson	6.28	3-6	21/6	1	0/0	0	61.2	67	44	43	19	51	13	1	11
Sean Ray	3.38	0-0	3/0	0	0/0	0	5.1	5	6	2	7	6	1	0	1
Paul Burnside	11.81	0-0	4/1	0	0/0	0	5.1	9	7	7	4	2	0	0	1
Chris O'Neil	54.00	0-0	1/0	0	0/0	0	0.2	4	4	4	1	0	0	0	0
TOTALS	4.86	28-28	56/56	2	2/2	13	494.1	550	316	267	167	394	109	13	49
OPPONENTS	5.79	28-28	56/56	1	0/0	17	487.2	586	387	314	228	386	135	15	58
AVG															
W-L															
G/GS															
CG															
SHO															
SV															
IP															
H															
R															
ER															
BB															
SO															
2B															
3B															
HR															
BF															
Avg															
WP															
HB															
BK															

4/12	* #10 SOUTH CAROLINA	6-8	L
4/13	* #10 SOUTH CAROLINA	6-7	L
4/16	SOUTH ALABAMA	1-7	L
4/18	* at #11 Vanderbilt	6-3	W
4/19	* at #11 Vanderbilt	2-8	L
4/20	* at #11 Vanderbilt	5-9	L
4/22	SANFORD	11-12	L
4/25	* at Alabama	5-4	W
4/26	* at Alabama	4-5	L
4/27	* at Alabama	7-17	L
4/29	TROY	3-6	L
5/2	* MISSISSIPPI STATE	11-4	W
5/3	* MISSISSIPPI STATE	3-4	L
5/4	* MISSISSIPPI STATE	12-2	W
5/9	* at Ole Miss	6-7	L
5/10	* at Ole Miss	11-1	W
5/11	* at Ole Miss	2-5	L
5/13	at Mercer	18-6	W
5/15	* LSU	4-6	L
5/16	* LSU	5-15	L
5/17	* LSU	7-11	L

Date	Opponent	Score	W/L
2/20	ELON	5-3	W
2/21	ELON	6-11	L
2/22	ELON	8-9	L
2/24	LIPSCOMB	17-4	W
2/26	at #5 Florida State	7-8	L
2/27	at #5 Florida State	5-14	L
2/28	#5 FLORIDA STATE	10-9	W
3/3	DAVIDSON	7-2	W
3/4	DAVIDSON	14-2	W
3/6	BROWN	11-2	W
3/7	BROWN	9-4	W
3/7	BROWN	6-4	W
3/8	BROWN [11]	10-9	W
3/10	vs. Alabama (M)	8-7	W
3/11	WESTERN KENTUCKY	11-7	W
3/13	* at Tennessee	4-2	W
3/15	* at Tennessee7	8-5	W
3/15	* at Tennessee7	1-7	L
3/17	CHAS. SOUTHERN [13]	7-6	W
3/18	CHAS. SOUTHERN	18-4	W
3/20	* #15 ARKANSAS	2-3	L
3/21	* #15 ARKANSAS	6-10	L
3/22	* #15 ARKANSAS	6-12	L
3/24	at Sanford	18-7	W
3/27	VANDERBILT	3-12	L
3/28	VANDERBILT	5-3	W
3/29	VANDERBILT	11-10	W
4/3	* at Mississippi State	9-8	W
4/4	* at Mississippi State	3-8	L
4/5	* at Mississippi State	12-10	W
4/7	GEORGIA STATE	4-2	W
4/8	BETHUNE-COOKMAN	6-3	W
4/10	* #22 FLORIDA [11]	8-7	W
4/11	* #22 FLORIDA	2-24	L
4/12	* #22 FLORIDA	1-5	L

2009 • 31-25, 11-19 SEC															
Head Coach: John Pawlowski (2009-13)															
Player	AVG	GP/S	AB	R	H	2B	3B	HR	RBI	TR	SLG	BB	HB	SO	GDP
Justin Hargett	.330	53/53	188	46	62	9	2	4	31	87	.463	29	4	36	4
Joseph Sanders	.320	44/44	175	38	56	14	1	19	55	129	.737	10	7	32	2
Brian Fletcher	.301	56/55	196	42	59	9	2	17	54	123	.628	32	9	76	1
Trent Mumme	.289	56/56	218	66	63	13	3	15	42	126	.578	28	17	44	1
Cossey McElroy	.286	56/56	206	34	59	13	2	7	35	97	.471	24	6	42	6
Hunter Morris	.282	50/50	195	39	55	7	0	12	33	98	.503	29	2	50	2
Tony Caldwell	.281	53/51	195	39	55	7	0	12	33	98	.503	29	2	50	2
Ben Jones	.274	56/53	208	35	52	13	1	10	50	102	.490	26	5	47	0
Kevin Patterson	.231	46/35	134	17	31	5	1	6	18	56	.418	17	1	58	4
Don Gamache	.383	24/15	47	11	18	3	0	3	11	30	.638	14	0	8	2
Jamie Drinkard	.273	5/3	11	3	3	1	0	0	1	4	.364	1	0	3	0
Wes Gilmer	.250	37/20	84	15	21	5	0	1	12	29	.345	9	7	28	2
Caleb Bowen	.250	11/5	20	2	5	1	0	0	2	6	.300	2	0	3	3
Bradley Ray	.182	24/4	22	5	4	0	0	0	3	4	.182	2	0	9	0
Chezz McCann	.059	19/4	17	3	1	0	0	0	0	1	.059	2	0	4	0
TOTALS	.286	56/56	1906	391	546	102	13	103	371	983	.516	239	63	484	30
OPPONENTS	.321	56/56	2018	387	648	130	12	59	358	979	.485	228	49	411	39
FRA															
Austin Hubbard	4.20	3-3	25/0	0	0/0	12	40.2	46	22	19	22	56	6	1	6
Bradley Hendrix	5.09	7-3	24/0	0	0/0	0	46.0	62	30	26	22	28	12	0	4
Jon Luke Jacobs	5.74	3-4	13/13	0	0/0	0	69.0	78	45	44	38	58	20	0	5
Grant Dayton	5.92	2-6	13/13	0	0/0	0	73.0	101	52	48	17	69	16	5	12
Dexter Price															



YEAR-BY-YEAR RESULTS & TEAM STATS

SEC WEST CHAMPIONS
AUBURN REGIONAL

Table with columns: Date, Opponent, Score, W/L. Lists game results from 2/19 to 4/14.

2010 - 43-21, 20-10 SEC Head Coach: John Pawlowski (2009-13). Player stats table with columns: Player, AVG, GP/5, AB, R, H, 2B, 3B, HR, RBI, TR, SIG, BB, HR, SO, GDP, ORB%, SH/SE, SB-AT.

Game results table with columns: Date, Opponent, Score, W/L. Lists game results from 4/16 to 6/7.

Table with columns: Date, Opponent, Score, W/L. Lists game results from 2/18 to 4/22.

2011 - 29-29, 14-16 SEC Head Coach: John Pawlowski (2009-13). Player stats table with columns: Player, AVG, GP/5, AB, R, H, 2B, 3B, HR, RBI, TR, SIG, BB, HR, SO, GDP, ORB%, SH/SE, SB-AT.

Game results table with columns: Date, Opponent, Score, W/L. Lists game results from 4/23 to 5/26.





YEAR-BY-YEAR RESULTS & TEAM STATS

Date	Opponent	Score	W/L
2/17	MISSOURI	5-2	W
2/19	MISSOURI	4-6	L
2/19	MISSOURI*	3-4	L
2/21	ALCORN STATE	22-0	W
2/22	ALCORN STATE	7-1	W
2/24	at #8 Arizona	1-8	L
2/25	at #8 Arizona	4-15	L
2/25	at #8 Arizona	7-3	W
2/28	ALABAMA STATE	8-1	W
2/29	ALABAMA STATE	12-4	W
3/2	^ PURDUE	8-9	L
3/3	^ CHARLESTON SOUTH.	13-1	W
3/4	^ SOUTHERN MISS	4-5	L
3/6	vs. Alabama (M)	8-3	W
3/9	BELMONT	6-5	W
3/10	BELMONT	3-2	W
3/11	BELMONT	1-3	L
3/16	* at #12 Ole Miss	1-2	L
3/17	* at #12 Ole Miss	10-4	W
3/18	* at #12 Ole Miss	3-2	W
3/20	SOUTH ALABAMA	7-0	W
3/23	* #8 LSU	4-3	W
3/24	* #8 LSU*	3-2	W
3/25	* #8 LSU	3-4	L
3/27	at Samford	5-8	L
3/30	* MISSISSIPPI STATE	3-5	L
3/31	* MISSISSIPPI STATE	10-6	W
4/1	* MISSISSIPPI STATE	8-2	W
4/1	* at Alabama	6-10	L
4/6	* at Alabama	3-4	L
4/8	* at Alabama	2-6	L
4/10	SAMFORD	7-5	W
4/13	* at Vanderbilt	4-5	L
4/14	* at Vanderbilt	5-2	W
4/15	* at Vanderbilt	2-11	L

2012 • 31-28, 13-17 SEC

Head Coach: John Pawlowski (2009-13)

Player	AVG	GP/S	AB	R	H	2B	3B	HR	RBI	TB	SLG	BB	SO	GDP	OB%	SH/SF	SB-AT	
Ryan Tello	.360	59/59	236	41	85	12	4	5	34	120	.508	35	4	48	2	.448	2/5	17-21
Cullen Wacker	.350	46/43	157	31	55	11	5	1	27	79	.503	23	4	17	8	.441	2/3	4-7
Garrett Cooper	.324	49/49	173	35	56	9	0	5	31	80	.462	17	13	30	9	.420	2/3	1-1
Don Gleneyak	.319	57/56	191	34	61	13	1	1	28	79	.414	25	7	39	4	.408	5/11	13-17
Creede Simpson	.315	59/59	235	42	74	18	0	3	40	101	.430	21	3	40	5	.371	5/3	25-34
Joy Gonzalez	.308	59/59	221	48	68	13	5	0	29	91	.412	35	1	48	2	.402	2/8	30-34
Blake Austin	.296	44/38	125	11	37	8	1	3	21	56	.448	9	6	17	5	.369	1/6	3-3
Justin Bryant	.287	38/37	136	17	39	2	1	4	21	55	.404	13	4	22	3	.364	1/7	1-2
Zach Alford	.258	54/45	178	24	46	10	0	6	35	74	.416	13	0	42	0	.307	1/4	1-4
Bobby Andrews	.252	46/32	119	23	30	4	1	0	10	36	.303	12	7	33	1	.350	2/6	13-20
Tanner Cimo	.300	13/0	10	4	3	0	0	0	0	3	.300	3	1	2	2	.500	0/0	0-0
Caleb Bowen	.265	37/21	68	15	18	7	1	0	6	27	.397	10	0	10	2	.354	1/0	3-4
Patrick Savage	.260	30/14	73	9	19	4	0	5	15	38	.521	4	1	10	0	.304	1/0	1-1
Kody Ortman	.256	26/6	39	7	10	1	0	2	8	17	.436	7	0	8	2	.370	0/0	0-0
Mitchell Self	.207	24/7	27	6	0	0	0	4	6	.207	2	0	5	0	.242	2/1	0-1	
Jared Smith	.200	8/6	15	3	3	1	0	1	4	.267	3	1	1	0	.368	0/3	1-2	
TOTALS	.304	59/59	2005	351	610	113	19	35	311	866	.432	232	52	372	39	.386	27/60	113-151
OPPONENTS	.261	59/59	1965	276	513	81	18	29	248	717	.365	184	34	322	41	.330	32/48	42-79

Player	FRA	W-L	G/GS	CG	SHO	SV	IP	H	R	ER	BB	SO	2B	3B	HR	BF	Avg	WP	HR	KB
Daniel Koger	3.19	4-5	15/15	0	0/0	0	79.0	74	41	28	28	33	7	4	7	299	.247	5	3	2
Jon Luke Jacobs	4.12	5-4	13/12	0	0/2	0	67.2	50	32	31	24	62	6	2	4	232	.216	5	5	0
Slade Smith	4.78	4-5	28/2	0	0/0	4	64.0	77	41	34	18	32	14	2	5	260	.296	8	5	0
Derek Varnadore	4.93	4-7	19/11	0	0/1	1	87.2	92	54	48	30	63	14	3	3	338	.272	4	8	3
Will Kendall	1.88	4-0	9/6	0	0/1	0	38.1	31	12	8	8	19	8	0	1	137	.226	1	0	1
Ethan Wallen	2.45	0-0	3/0	0	0/0	0	3.2	6	4	1	4	0	0	0	1	15	.400	1	0	0
Justin Bryant	2.70	1-1	20/0	0	0/1	7	26.2	20	9	8	15	21	3	2	1	95	.211	3	2	1
Chase Williamson	2.70	0-0	4/0	0	0/0	0	6.2	10	6	2	1	3	4	0	0	30	.333	1	0	1
Dillon Ortman	3.20	1-1	18/1	0	0/1	1	25.1	21	13	9	13	15	5	1	2	91	.231	3	3	0
Trey Cochran-Gill	3.67	5-2	9/6	0	0/1	0	34.1	35	15	14	10	22	5	0	2	130	.269	4	1	0
Cory Luckie	3.86	2-2	17/3	0	0/1	1	25.2	31	12	11	9	14	4	0	2	100	.310	2	1	0
Joy Wade	4.22	1-0	15/0	0	0/0	0	32.0	30	18	15	13	15	5	2	0	117	.256	5	5	0
Rocky McCord	4.58	0-0	10/3	0	0/0	0	17.2	22	9	9	6	13	5	0	0	71	.310	3	0	0
Zach Blant	4.39	0-1	9/0	0	0/0	0	12.2	14	10	9	5	10	1	1	2	50	.280	5	0	0
TOTALS	3.92	31-28	59/59	0	3/3	14	521.1	513	276	227	184	322	81	18	29	1965	.261	50	34	7
OPPONENTS	5.13	28-31	59/59	2	1/0	14	511.0	610	351	291	232	372	113	19	35	2005	.304	51	52	6

4/17	TROY	7-4	W
4/18	ALABAMA A&M	7-1	W
4/20	* #6 SOUTH CAROLINA	5-12	L
4/21	* #6 SOUTH CAROLINA	3-5	L
4/22	* #6 SOUTH CAROLINA	7-11	L
4/24	at Troy	7-0	W
4/27	* TENNESSEE	12-5	W
4/28	* TENNESSEE	12-3	W
4/29	* TENNESSEE	11-4	W
5/4	* at Georgia	2-5	L
5/5	* at Georgia ¹	5-6	L
5/6	* at Georgia	3-9	L
5/8	PRESBYTERIAN	18-2	W
5/10	* at #13 Arkansas ¹⁰	3-2	W
5/11	* at #13 Arkansas	4-5	L
5/12	* at #13 Arkansas	12-5	W
5/14	FLORIDA A&M	11-3	W
5/15	JACKSONVILLE STATE	7-8	L
5/17	* #2 FLORIDA	0-6	L
5/18	* #2 FLORIDA	1-10	L
5/19	* #2 FLORIDA	5-4	W
5/22	# vs. #2 Florida	1-6	L
5/23	# vs. Georgia	3-2	W
5/24	# vs. #3 South Carolina	3-5	L

¹ - Auburn Tournament (Auburn, AL)
¹⁰ - SEC Tournament (Hoover, AL)

Date	Opponent	Score	W/L
2/15	MAINE	3-2	W
2/16	MAINE-1	12-3	W
2/16	MAINE-2	4-3	W
2/17	MAINE	8-4	W
2/23	^ MIDDLE TENNESSEE	1-2	L
2/23	^ COLLEGE OF CHARLESTON	5-1	W
2/24	^ INDIANA STATE	6-5	W
2/26	KENNESAW STATE	2-9	L
3/1	EASTERN ILLINOIS	10-11	L
3/2	EASTERN ILLINOIS	14-7	W
3/3	EASTERN ILLINOIS	8-2	W
3/5	vs. Alabama (Montgomery)	6-3	W
3/8	BROWN	9-4	W
3/9	BROWN	6-0	W
3/10	BROWN	6-3	W
3/12	at Kennesaw State	8-3	W
3/15	* #2 VANDERBILT	2-5	L
3/16	* #2 VANDERBILT	1-8	L
3/17	* #2 VANDERBILT	6-8	L
3/19	ALABAMA STATE	10-2	W
3/20	vs. Southern Miss (Mobile)	4-3 (11)	W
3/22	* at #3 LSU	4-9	L
3/23	* at #3 LSU	1-5	L
3/24	* at #3 LSU	2-8	L
3/26	at Troy	2-11	L
3/28	* ALABAMA	2-6	L
3/29	* ALABAMA	6-3	W
3/30	* ALABAMA	0-2	L
4/3	WOFFORD	7-4	W
4/5	* at #18 Texas A&M	6-4 (10)	W
4/6	* at #18 Texas A&M	10-5	W
4/7	* at #18 Texas A&M	1-4	L
4/10	ALABAMA STATE	2-1	W

2013 • 33-23, 13-17 SEC

Head Coach: John Pawlowski (2009-13)

Player	AVG	GP/S	AB	R	H	2B	3B	HR	RBI	TB	SLG	BB	SO	GDP	OB%	SH/SF	SB-AT	
Garrett Cooper	.354	56/56	189	31	67	12	1	7	37	102	.540	37	10	30	11	.481	1/1	1-1
Cullen Wacker	.320	55/54	200	24	64	12	1	2	34	84	.420	18	6	33	2	.383	6/1	0-2
Jordan Ebert	.303	54/54	201	29	61	6	1	2	32	81	.403	18	1	29	2	.359	3/5	3-8
Patrick Savage	.290	47/34	138	11	40	9	0	0	19	49	.355	14	1	19	6	.357	1/0	1-1
Blake Austin	.290	51/49	178	18	51	13	0	3	23	73	.415	9	3	25	9	.332	2/2	0-0
Derek Tomsocha	.274	54/53	186	32	51	12	0	7	26	84	.452	26	7	38	2	.384	0/3	0-2
Ryan Tello	.259	56/56	216	42	56	11	1	3	37	78	.361	20	2	47	5	.324	3/3	14-16
Hunter Kelley	.246	41/30	114	16	28	11	0	2	9	45	.395	16	1	21	4	.341	1/1	5-8
Don Gleneyak	.230	50/48	161	29	37	9	0	2	21	52	.323	24	6	42	3	.347	2/12	5-9
Jackson Burren	.225	30/29	111	22	25	4	1	1	8	34	.306	14	2	25	1	.323	0/0	2-3
Mitchell Self	.257	22/12	35	6	9	0	0	0	1	9	.257	4	0	12	1	.333	0/3	1-1
Kody Ortman	.229	24/11	48	1	11	1	0	0	5	12	.250	5	1	5	1	.309	1/1	0-0
Sam Gillikin	.159	30/14	44	8	7	1	0	0	3	8	.182	4	0	19	0	.220	2/3	1-4
Tanner Cimo	.100	15/3	10	1	1	0	0	0	1	1	.100	1	0	3	0	.167	1/0	0-0
TOTALS	.275	56-56	1848	272	508	101	5	31	246	712	.385	214	40	353	47	.359	23/35	33-55
OPPONENTS	.250	56-56	1831	242	458	69	11	21 </										



YEAR-BY-YEAR RESULTS & TEAM STATS

Table with columns: Date, Opponent, Score, W/L. Lists game results from 2/14 to 4/11.

2014 • 28-28, 10-20 SEC

Head Coach: Sunny Golloway (2014-present)

Player statistics table for 2014 season. Columns include AVG, GP/S, AB, R, H, 2B, 3B, HR, RBI, TR, SLG, BB, HBP, SO, GDP, OBP%, SF/SH, SB-AT.

Table with columns: Date, Opponent, Score, W/L. Lists game results from 4/12 to 5/17.

* - Snowbird Classic (Part Charlotte, Fla.)
! - Tiger Classic (Auburn, Ala.)
*SEC Game / Home games in ALL

• ATLANTA REGIONAL •

Table with columns: Date, Opponent, Score, W/L. Lists regional game results from 2/13 to 4/12.

2015 • 36-26, 13-17 SEC

Head Coach: Sunny Golloway (2014-15)

Player statistics table for 2015 season. Columns include AVG, GP/S, AB, R, H, 2B, 3B, HR, RBI, TR, SLG, BB, HBP, SO, GDP, OBP%, SF/SH, SB-AT.

Table with columns: Date, Opponent, Score, W/L. Lists game results from 4/15 to 5/31.

* - Snowmaha Classic (Auburn, AL)
- SEC Tournament (Hoover, AL)
! - NCAA Tallahassee Regional (Tallahassee, Fla.)





AUBURN ON TV

DATE	OPPONENT	SCORE	W-L	SITE	NETWORK
4/14/86	KENTUCKY	5-4	W	AUBURN	ESPN
4/10/88	at Florida	12-7	W	at Gainesville, Fla.	SportsChannel
3/18/89	GEORGIA	6-8	L	AUBURN	SportsChannel
3/25/89	at Miss. State (Gm. 1)	0-7	L	Starkville, Miss.	SportsChannel
3/26/89	at Miss. State	5-11	L	Starkville, Miss.	ESPN
5/13/89	LSU	8-5	W	Gainesville, Fla. (SEC)	SportsChannel
	at Florida	4-2	W	Gainesville, Fla. (SEC)	SportsChannel
5/14/89	Georgia	2-1	W	Gainesville, Fla. (SEC)	SportsChannel
5/27/89	at Florida State	6-7	L	Tallahassee, Fla. (NCAA)	Sunshine
3/31/90	at LSU (Gm. 1)	6-12	L	Baton Rouge, La.	HSE
	at LSU (Gm. 2)	6-5	W	Baton Rouge, La.	HSE
4/1/90	at LSU	17-7	W	Baton Rouge, La.	HSE
4/21/90	ALABAMA	7-6	W	AUBURN	SportsChannel
5/5/90	at Florida	7-8	L	Gainesville, Fla.	SportsChannel
4/20/91	at Alabama (Gm. 1)	19-11	W	Tuscaloosa, Ala.	SportsChannel
5/18/91	Miss. State	0-1	L	Baton Rouge, La. (SEC)	SportsChannel
3/21/92	at Florida (Gm. 1)	2-4	L	Gainesville, Fla.	SportsChannel
3/22/92	at Florida	1-2	L	Gainesville, Fla.	SportsChannel
4/17/93	ARKANSAS (Gm. 1)	7-8	L	AUBURN	JP/SportSouth
	ARKANSAS (Gm. 2)	6-1	W	AUBURN	JP/SportSouth
5/8/93	at LSU (Gm. 1)	2-21	L	Baton Rouge, La.	HSE
4/9/94	VANDERBILT	20-7	W	AUBURN	JP/SportSouth
4/16/94	at Arkansas	6-3	W	Fayetteville, Ark.	JP/SportSouth
6/4/94	Oklahoma	4-5	L	Omaha, Neb. (CWS)	ESPN2
6/6/94	Miami	5-7	L	Omaha, Neb. (CWS)	ESPN
3/16/96	at Tennessee	10-5 [10]	W	Knoxville, Tenn.	SportSouth
4/6/96	FLORIDA	10-7	W	AUBURN	SportsChannel
4/7/96	FLORIDA	5-6	L	AUBURN	SportsChannel
5/4/96	LSU	0-6	L	AUBURN	SportSouth
3/15/97	TENNESSEE	16-4	W	AUBURN	Fox Sport South
4/12/97	ALABAMA (Gm. 1)	13-8	W	AUBURN	Fox Sport South
5/30/97	Stanford	3-8	L	Omaha, Neb. (CWS)	ESPN
6/1/97	Rice	10-1	W	Omaha, Neb. (CWS)	ESPN2
6/23/97	Stanford	4-11	L	Omaha, Neb. (CWS)	ESPN
5/2/98	KENTUCKY	14-3	W	AUBURN	Fox Sport South
5/16/98	Alabama (Game 1)	3-4	L	Hoover, Ala. (SEC)	Fox Sport South
5/17/98	Arkansas	7-5	W	Hoover, Ala. (SEC)	Fox Sport South
5/24/98	Florida State	10-16	L	Tallahassee, Fla. (NCAA)	Sunshine
1/29/99	Georgia Tech	17-12	W	Orlando, Fla.	FSN South
2/5/99	UNC Asheville	7-1	W	AUBURN	ACN
2/16/99	TROY STATE	5-12	L	AUBURN	ACN
2/19/99	M. TENNESSEE ST.	8-2	W	AUBURN	ACN
3/2/99	DAVIDSON	16-0	W	AUBURN	ACN
3/9/99	VCU	7-2	W	AUBURN	ACN
3/10/99	VCU	12-4	W	AUBURN	ACN
3/26/99	ALABAMA	15-4	W	AUBURN	ACN
3/28/99	ALABAMA	4-10	L	AUBURN	ACN
4/2/99	Miss. State	3-13	L	Starkville, Miss.	ACN
4/6/99	UAB	17-5	W	AUBURN	ACN
4/9/99	TENNESSEE	19-13	W	AUBURN	ACN
4/10/99	TENNESSEE	6-3	W	AUBURN	FSN South
4/11/99	TENNESSEE	16-4	W	AUBURN	ACN
5/2/99	LSU	2-11	L	Baton Rouge, La.	ACN
5/16/99	GEORGIA	13-2	W	AUBURN	ACN
5/19/99	LSU	6-2	W	Hoover, Ala. (SEC)	ACN
5/20/99	Arkansas	3-2	W	Hoover, Ala. (SEC)	ACN
5/22/99	Arkansas	5-9	L	Hoover, Ala. (SEC)	FSN South
5/22/99	Arkansas	6-9	L	Hoover, Ala. (SEC)	ACN
5/28/99	NC STATE	9-7	W	AUBURN (NCAA)	ACN
5/29/99	WINTHROP	8-6	W	AUBURN (NCAA)	ACN
5/30/99	TULANE	5-7	L	AUBURN (NCAA)	ACN
5/30/99	TULANE	13-9	W	AUBURN (NCAA)	ACN
2/29/00	TROY STATE	14-7	W	AUBURN	CSSE
3/7/00	DAVIDSON	10-5	W	AUBURN	CSSE
3/26/00	GEORGIA	9-8 (10)	W	AUBURN	CSSE
3/31/00	LSU	11-18	L	AUBURN	CSSE
4/2/00	LSU	10-12	L	AUBURN	Guarantee
4/4/00	MERCER	19-2	W	AUBURN	CSSE
4/23/00	VANDERBILT	10-8	W	AUBURN	CSSE
4/29/00	Florida	11-8 (10)	W	Gainesville, Fla.	Sunshine
5/5/00	Alabama	2-3	L	Tuscaloosa, Ala.	CSSE
5/6/00	Alabama	6-3	W	Tuscaloosa, Ala.	FSN South
5/7/00	Alabama	4-13	L	Tuscaloosa, Ala.	CSSE
5/13/00	MISS. STATE	9-10	L	AUBURN	FSN South
5/17/00	Florida	2-7	L	Hoover, Ala. (SEC)	CSSE
5/18/00	South Carolina	4-11	L	Hoover, Ala. (SEC)	CSSE

DATE	OPPONENT	SCORE	W-L	SITE	NETWORK
3/16/01	OLE MISS	8-10	L	AUBURN	CSSE
3/18/01	OLE MISS	5-6 [11]	L	AUBURN	CSSE
3/27/01	Troy State	5-0	W	Montgomery, Ala.	CSSE
4/1/01	TENNESSEE	7-2	W	AUBURN	CSSE
4/10/01	SAMFORD	6-5	W	AUBURN	CSSE
4/20/01	ALABAMA	5-4 [11]	W	AUBURN	CSSE
4/21/01	ALABAMA	7-5	W	AUBURN	FSN South
4/22/01	ALABAMA	10-5	W	AUBURN	CSSE
5/4/01	FLORIDA	5-2	W	AUBURN	Sunshine
5/6/01	FLORIDA	2-5	L	AUBURN	Sunshine/CSSE
5/11/01	LSU	5-20	L	Baton Rouge, La.	CSSE
5/13/01	LSU	9-7	W	Baton Rouge, La.	Guarantee
5/16/01	Georgia	4-8	L	Hoover, Ala. (SEC)	CSSE
5/17/01	South Carolina	4-5	L	Hoover, Ala. (SEC)	CSSE
3/31/02	Florida	1-6	L	Gainesville, Fla.	Sunshine
4/7/02	LSU	5-9	L	AUBURN	Jumbo/CSS
4/9/02	GEORGIA TECH	5-9	L	AUBURN	FSN South
4/12/02	Ole Miss	10-3	W	Oxford, Miss.	CSS
4/13/02	Ole Miss	1-2	L	Oxford, Miss.	FSN South
4/26/02	Alabama	6-8	L	Tuscaloosa, Ala.	CSS
4/27/02	Alabama	5-6	L	Tuscaloosa, Ala.	FSN South
5/22/02	LSU	1-2	L	Hoover, Ala. (SEC)	CSS
5/23/02	Arkansas	5-8	L	Hoover, Ala. (SEC)	CSS
5/31/02	Florida Atlantic	11-16	L	Tuscaloosa, Ala. (NCAA)	CSS
6/1/02	Alabama	3-6	L	Tuscaloosa, Ala. (NCAA)	CSS
3/16/03	TENNESSEE	3-2	W	AUBURN	CSS
3/18/03	Georgia Tech	7-5	W	Atlanta, Ga.	CSS
3/23/03	Kentucky	10-3	W	Lexington, Ky.	CSS
3/28/03	Georgia	4-3 [13]	W	Athens, Ga.	CSS
3/30/03	Georgia	6-7	L	Athens, Ga.	CSS
4/6/03	ALABAMA	7-6	W	AUBURN	CSS
4/13/03	Mississippi State	7-3	W	Starkville, Miss.	CSS
4/27/03	Vanderbilt	0-3	L	Nashville, Tenn.	CSS
5/3/03	FLORIDA	6-8	L	AUBURN	Sunshine
5/4/03	FLORIDA	4-3	W	AUBURN	CSS
5/9/03	LSU	5-6	L	Baton Rouge, La.	Cox
5/11/03	LSU	14-8	W	Baton Rouge, La.	CSS
5/17/03	OLE MISS	5-2	W	AUBURN	FSN South
5/18/03	OLE MISS	6-2	W	AUBURN	CSS
5/22/03	Vanderbilt	3-1	W	Hoover, Ala. (SEC)	CSS
5/23/03	Alabama	5-7	L	Hoover, Ala. (SEC)	CSS
5/24/03	South Carolina	5-1	W	Hoover, Ala. (SEC)	CSS
5/24/03	Alabama	3-13 [7]	L	Hoover, Ala. (SEC)	CSS
5/30/03	PRINCETON	5-2	W	AUBURN (NCAA)	CSS
5/31/03	OHIO STATE	5-7	L	AUBURN (NCAA)	CSS
5/31/03	CLEMSON	15-0	W	AUBURN (NCAA)	CSS
6/1/03	OHIO STATE	7-9	L	AUBURN (NCAA)	CSS
3/14/04	Clemson	9-6	W	Clemson, S.C.	CSS
3/27/04	Tennessee	6-7	L	Knoxville, Tenn.	CSS
3/28/04	Tennessee	7-3	W	Knoxville, Tenn.	CSS
3/30/04	Georgia Tech	5-20	L	Atlanta, Ga.	CSS
4/4/04	LSU	2-3	L	AUBURN	CSS
4/18/04	Alabama	0-19	L	Tuscaloosa, Ala.	CSS
4/25/04	MISSISSIPPI STATE	6-5	W	AUBURN	CSS
4/30/04	Florida	4-7	L	Gainesville, Fla.	Sunshine
5/1/04	Florida	8-11	L	Gainesville, Fla.	Sunshine
5/7/04	SOUTH CAROLINA	12-9	W	AUBURN	CSS
5/8/04	SOUTH CAROLINA	1-3	L	AUBURN	CSS
5/9/04	SOUTH CAROLINA	11-12	L	AUBURN	CSS
5/14/04	GEORGIA	2-11	L	AUBURN	CSS
5/15/04	GEORGIA	0-4	L	AUBURN	FSN
5/16/04	GEORGIA	4-3	W	AUBURN	CSS
3/19/05	TENNESSEE	7-1	W	AUBURN	CSS
4/5/05	GEORGIA TECH	2-3	L	AUBURN	CSS
4/9/05	Mississippi State	8-7	W	Starkville, Miss.	FSN
4/9/05	FLORIDA	2-4	L	AUBURN	COX
5/8/05	OLE MISS	1-9	L	AUBURN	CSS
5/13/05	Georgia	5-4	W	Athens, Ga.	CSS
5/14/05	Georgia	5-7	L	Athens, Ga.	CSS
5/22/05	ALABAMA	9-11	L	AUBURN	CSS
6/4/05	Florida State (NCAA)	3-4	L	Tallahassee, Fla.	Sunshine
6/5/05	Florida State (NCAA)	4-10	L	Tallahassee, Fla.	Sunshine
3/18/06	SOUTH CAROLINA	3-7	L	AUBURN	CSS
3/25/06	Vanderbilt	1-9	L	Nashville, Tenn.	CSS
4/22/06	Florida	1-4	L	Gainesville, Fla.	FSN
4/29/06	Alabama	7-6	W	Tuscaloosa, Ala.	CSS



AUBURN ON TV

DATE	OPPONENT	SCORE	W-L	SITE	NETWORK
4/30/06	Alabama	1-9	L	Tuscaloosa, Ala.	CSS
5/6/06	LSU	3-5	L	AUBURN	CSS/Jumbo
5/7/06	LSU	2-8	L	AUBURN	CSS/Jumbo
5/14/06	GEORGIA	4-9	L	AUBURN	CSS
3/23/07	FLORIDA	7-8 [10]	L	AUBURN	SUN
3/24/07	FLORIDA	9-12	L	AUBURN	SUN/CSS
3/25/07	FLORIDA	3-10	L	AUBURN	CSS
4/8/07	LSU	1-10	L	Baton Rouge, La.	COX
4/20/07	ALABAMA	12-5	W	AUBURN	CSS
4/21/07	ALABAMA	6-3	W	AUBURN	FSN
4/22/07	ALABAMA	4-12	L	AUBURN	CSS
5/5/07	Mississippi State	6-11	L	Starkville, Miss.	CSS
5/17/07	Kentucky	18-7	W	Lexington, Ky.	FSN
5/19/07	Kentucky	7-8	L	Lexington, Ky.	FSN
3/1/08	Florida State	3-4	L	Tallahassee, Fla.	SUN
3/16/08	Florida	2-6	L	Gainesville, Fla.	SUN/FSN
3/29/08	TENNESSEE	4-8 [11]	L	AUBURN	CSS
4/13/08	SOUTH CAROLINA	6-7	L	AUBURN	CSS
4/19/08	Vanderbilt	2-8	L	Nashville, Tenn.	CSS
4/26/08	Alabama	4-5	L	Tuscaloosa, Ala.	FSN
4/27/08	Alabama	7-17	L	Tuscaloosa, Ala.	CSS
5/15/08	LSU	4-6	L	AUBURN	CSS
5/16/08	LSU	5-15	L	AUBURN	CSS
4/18/09	South Carolina	6-4	W	Columbia, S.C.	SS
4/24/09	LSU	3-7	L	Baton Rouge, La.	CSS
4/26/09	LSU	6-7	L	Baton Rouge, La.	CSS
5/2/09	OLE MISS	2-8	L	AUBURN	CSS
5/3/09	OLE MISS	4-11	L	AUBURN	CSS
5/9/09	Kentucky	3-6	L	Lexington, Ky.	BBSN
5/10/09	Kentucky	7-5	W	Lexington, Ky.	BBSN
5/14/09	ALABAMA	3-2 [10]	W	AUBURN	CSS
5/16/09	ALABAMA	3-13	L	AUBURN	FSN
3/27/10	SOUTH CAROLINA	0-2	L	AUBURN	CSS
4/2/10	Alabama	5-10	L	Tuscaloosa, Ala.	CSS
4/9/10	LSU	10-14	L	AUBURN	CSS
4/10/10	LSU	11-7	W	AUBURN	SPSO
4/18/10	Vanderbilt	2-3	L	Nashville, Tenn.	ESPNU
4/30/10	Arkansas	4-9	L	Fayetteville, Ark.	CST
5/2/10	Arkansas	13-2	W	Fayetteville, Ark.	CST
5/26/10	Alabama	1-7	L	Hoover, Ala.	SPSO
5/27/10	South Carolina	3-1 [12]	W	Hoover, Ala.	SPSO
5/28/10	Ole Miss	7-10 [10]	L	Hoover, Ala.	FSN
3/15/11	Alabama	2-1	W	Montgomery, Ala.	CSS
4/2/11	VANDERBILT	2-11	L	AUBURN	CSS
4/5/11	Troy	6-14	L	Troy, Ala.	CSS
4/10/11	Kentucky	8-2	W	Lexington, Ky.	CSS
4/21/11	OLE MISS	6-3	W	AUBURN	ESPNU
4/23/11	OLE MISS	9-7	W	AUBURN	CSS
4/29/11	South Carolina	1-2	L	Columbia, S.C.	SPSO
4/30/11	South Carolina	2-10	L	Columbia, S.C.	SPSO
5/1/11	South Carolina	3-7	L	Columbia, S.C.	ESPN
5/14/11	ALABAMA	8-7	W	AUBURN	CSS
5/25/11	South Carolina	3-7	L	Hoover, Ala.	CSS
5/26/11	Georgia	2-3	L	Hoover, Ala.	SPSO
3/6/12	Alabama	8-3	W	Montgomery, Ala.	CSS
4/6/12	Alabama	6-10	L	Tuscaloosa, Ala.	FSSO
4/7/12	Alabama	3-4	L	Tuscaloosa, Ala.	CSS
4/13/12	Vanderbilt	4-5	L	Nashville, Tenn.	CSS
4/21/12	SOUTH CAROLINA	3-5	L	AUBURN	SPSO
5/4/12	Georgia	2-5	L	Athens, Ga.	SPSO
5/5/12	Georgia	5-6 [11]	L	Athens, Ga.	CSS
5/10/12	Arkansas	3-2 [10]	W	Fayetteville, Ark.	ESPNU
5/22/12	Florida	1-6	L	Hoover, Ala.	CSS
5/23/12	Georgia	3-2	W	Hoover, Ala.	CSS
5/24/12	South Carolina	3-5	L	Hoover, Ala.	CSS
3/16/13	Vanderbilt	1-8	L	AUBURN	SPSO
3/24/13	LSU	2-8	L	Baton Rouge, La.	CST
3/30/13	Alabama	0-2	L	AUBURN	CSS
4/18/13	Mississippi State	3-6	L	Starkville, Miss.	ESPNU
4/19/13	Mississippi State	3-1	W	Starkville, Miss.	CSS
5/4/13	Ole Miss	8-5	W	AUBURN	SPSO
5/18/13	Arkansas	11-6	W	AUBURN	CST
5/21/13	Alabama	3-6	L	Hoover, Ala.	FSN
3/22/14	Tennessee	4-2	W	Knoxville, Tenn.	CSS
3/27/14	Missouri	3-4	L	AUBURN	ESPNU
3/29/14	Missouri	7-3	W	AUBURN	SPSO

4/19/14	South Carolina-2	2-3	L	AUBURN	CBSSN
4/20/14	South Carolina	3-4	L	AUBURN	CSS
4/25/14	Arkansas	2-1	W	Fayetteville, Ark.	CST
5/3/14	Mississippi State	0-3	L	AUBURN	CSS
5/10/14	Kentucky	8-1	W	Lexington, Ky.	BBSN
5/11/14	Kentucky	5-6 [10]	L	Lexington, Ky.	BBSN
5/17/14	LSU	1-8	L	AUBURN	SPSO
3/14/15	at Texas A&M	4-10	L	College Station, Texas	SECN
3/21/15	Vanderbilt-2	6-7 [10]	L	AUBURN	ESPNU
4/4/15	Arkansas	3-2	W	AUBURN	SECN
4/23/15	Georgia	5-1	W	AUBURN	SECN
4/24/15	Georgia	4-1	W	AUBURN	SECN
4/29/15	Kennesaw State	6-0	W	AUBURN	SECN
5/2/15	at South Carolina	6-2	W	Columbia, S.C.	SECN
5/3/15	at South Carolina	3-0	W	Columbia, S.C.	ESPNU
5/30/15	vs. Mercer	1-0	W	Tallahassee, Fla.	SECN





SERIES RECORDS

Opponent	Overall	Home	Away	Neutral	Last
Alabama	113-138	55-49	38-70	20-19	2015
Alabama A&M	6-0	6-0			2015
Alabama Christian	3-1	2-1	1-0		1985
Alabama State	9-1				2015
Alcorn State	2-0	2-0			2012
Appalachian State	5-1	5-1			2008
Arizona	2-2		1-2	1-0	2012
Arizona State	3-9	3-3	0-6		2011
Arkansas	44-36	21-15	18-18	5-3	2015
Arkansas-Pine Bluff	1-0	1-0			2014
Arkansas State	1-0	1-0			2011
Army	1-0			1-0	2005
Atlanta Baptist	3-0	3-0			1972
Austin Peay	5-1	5-0	0-1		1982
Belmont	2-1	2-1			2012
Berry College	4-0	4-0			1992
Bethune-Cookman	3-1	3-1			2014
Binghamton	2-1	2-1			2015
Birmingham-Southern	21-7	17-5	4-2		2006
Boston College	3-1	3-1			2010
Brown	7-0	7-0			2013
California	0-1	0-1			2014
Camp Rucker	2-0	2-0			1954
Campbell	5-1	5-1			2001
Charleston Southern	4-0	4-0			2012
Cincinnati	1-0			1-0	1971
Clemson	21-28	14-13	5-10	2-5	2010
Cleveland State	4-0	4-0			1974
College of Charleston	2-2	1-0	1-0	0-2	2015
Columbus State	27-7	22-1	5-6		1997
Cornell	1-0	1-0			1991
Connecticut	1-0			1-0	2014
Coppin State	2-0	2-0			2014
Cumberland	0-1	0-1			1986
Davidson	15-0	15-0			2010
Duquesne	3-0	3-0			1997
East Carolina	1-1	1-1			1990
East Tennessee State	4-2	4-2			2014
Eastern Illinois	2-1	2-1			2013
Eastern Kentucky	0-1			0-1	1991
Eastern Michigan	3-0	3-0			1995
Elon	6-5	6-5			2009
Fairfield	1-1	1-1			1979
Ferris State	2-0	2-0			1987
Florida	78-95	43-32	33-56	1-7	2015
Florida A&M	2-0	2-0			2015
Florida Atlantic	3-1	3-0	0-1		2010
Florida International	4-2	4-2			1984
Florida Southern	2-0		1-0	1-0	1956
*Florida State	43-73	17-23	20-38	0-3	2009
Fort Benning	1-0	1-0			1955
Furman	3-0	3-0			2000
Georgia	107-86	62-34	42-48	3-4	2015
Georgia College	2-0	2-0			1993
Georgia Southwestern	8-0	8-0			1993
Georgia Southern	2-0	1-0		1-0	2009
Georgia State	14-1	12-0	2-1		2015
Georgia Tech	60-43-1	29-15	26-15-1	5-13	2015
Hiram College (Ohio)	1-0			1-0	1973
Hofstra	12-0	12-0			2007
Houston	2-1	1-1		1-0	1989
Howard	1-1	0-1	1-0		1961
Huntingdon	16-5	13-3	3-2		1992
Illinois State	2-3	2-3			1991
Indiana	1-0			1-0	1996
Indiana SE	1-0	1-0			1981
Indiana State	5-0	4-0		1-0	2014
Jackson State	1-1	1-1			1982
Jacksonville	11-8	3-2	4-6	4-0	2007
Jacksonville State	19-16	17-13	2-2	0-1	2015
Kentucky	76-42	39-19	34-23	3-0	2015
Kennesaw State	4-1	2-1	2-0		2015
LaGrange	6-0	6-0			1991
Lanett	0-1		0-1		1951
Liberty	2-0	1-0		1-0	2000
Lincoln Memorial	4-1	4-1			1992
Lipscomb	2-0	2-0			2009
LSU	68-95	38-39	26-49	4-7	2014
Louisiana-Lafayette	2-0	2-0			1992
Louisville	3-0	3-0			1995
Loyola (N.O.)	3-1	1-1	2-0		1970
Maine	4-1	4-0		0-1	2013
Marietta	1-0	1-0			1975
Marshall	7-0	7-0			2002
Maryland	2-1	1-1		1-0	1999
Memphis	6-4	6-2	0-2		2011
*Mercer	64-15	41-6	17-7	1-1	2015
Miami (Fla.)	4-1	4-0		0-1	1994
Miami (Ohio)	5-2	3-0		2-2	2010
Michigan	1-1			1-1	1993
Michigan State	3-0	1-0		2-0	2007

Opponent	Overall	Home	Away	Neutral	Last
Middle Tennessee	15-4	10-3	2-0	3-1	2013
Minnesota	2-0	1-0			2001
Mississippi	77-78-1	44-31	31-45-1	2-2	2015
Mississippi State	75-92	40-33	28-52	7-7	2015
Mississippi Valley State	1-0	1-0			2008
Missouri	3-8	2-5	1-2	0-1	2014
Montgomery	0-5	0-2	0-3		1952
Montevallo	12-0	9-0	3-0		1988
Morehead State	7-0	7-0			2015
Murray State	5-0	5-0			2002
Navy	1-0			1-0	1971
New Orleans	4-3	2-0	2-3		2010
New York Tech	1-0			1-0	2011
North Alabama	3-0	3-0			1975
North Carolina	7-1	3-1	3-0	1-0	2003
UNC Asheville	2-0	2-0			1999
UNC Charlotte	5-0	5-0			2000
UNC Greensboro	9-0	9-0			2007
UNC Wilmington	5-0	5-0			1992
North Carolina State	1-1	1-0		0-1	1999
Northern Illinois	0-1	0-1			1993
Northwestern	1-0			1-0	1999
Notre Dame	4-0	3-0		1-0	1994
Oakland	1-0	1-0			2000
Oglethorpe	3-1	2-1	1-0		1969
Ohio	9-2	9-2			1990
Ohio State	3-3	0-2		3-1	2014
Oklahoma	1-4			1-4	1998
Oklahoma State	0-1			0-1	1993
Old Dominion	2-0	1-0		1-0	1994
Opelika	4-1	1-0	3-1		1951
Oral Roberts					Never Met
Pennsylvania	1-0			1-0	1995
Penn State	3-0	3-0			1995
Pepperdine	0-1			0-1	1993
Presbyterian	3-1	3-1			2014
Princeton	1-0	1-0			2003
Purdue	3-1	3-1			2012
Radford	12-1	12-1			2015
Rice	1-0			1-0	1997
Richmond	5-0	5-0			1988
Rider	4-0	3-0		1-0	1988
Rutgers	1-1			1-1	1998
Sacramento State					Never Met
Samford	57-20	35-12	19-6	3-2	2015
Seton Hall	1-1			1-1	1987
Sienna	2-0	2-0			1994
Sienna Heights	1-0	1-0			1984
South Alabama	24-48	14-19	9-28	1-1	2015
South Carolina	19-44	9-21	8-19	2-4	2015
South Florida	2-1			2-1	1998
Southeast Louisiana	2-0	1-0		1-0	1981
Southeast Missouri	2-1	2-1			2010
Southern					Never Met
Southern Benedictine	1-0	1-0			1979
Southern Illinois	0-1			0-1	1970
Southern Mississippi	5-1	2-1	2-0	1-0	2013
Spring Hill	8-1-1	2-1-1	6-0		1984
Springfield	0-1			0-1	1967
Stanford	0-4			0-4	1997
Stetson	0-2			0-2	2000
Tampa	3-1	2-1		1-0	1993
Tennessee	84-37	48-19	36-18		2014
Texas	1-0			1-0	1995
Texas A&M	4-5	2-1	2-4		2015
Texas Southern	1-0	1-0			2011
Troy	41-18	28-7	7-7	6-4	2014
Tulane	6-6-1	3-2-1	2-4	1-0	2000
Tuskegee	1-0	1-0			1978
UAB	45-9	28-2	16-6	1-1	2015
UCF	4-1	2-0	1-1	1-0	1998
ULM	2-0	2-0			1964
Valdosta State	1-1	0-1	1-0		1977
*Vanderbilt	80-47	42-18	27-26	2-3	2015
Virginia	8-3	7-3		1-0	2011
Virginia Commonwealth	23-2	23-2			2005
VMI	16-3	16-3			2008
Virginia Tech	1-0			1-0	1994
Wake Forest	2-0	1-0		1-0	1999
West Alabama	7-0	5-0		2-0	1985
West Florida	0-4	0-4			1993
*West Georgia	12-0	10-0			1993
West Virginia	3-2	1-1		2-1	1999
Western Carolina	19-6	18-6		1-0	2004
Western Kentucky	3-0	2-0		1-0	2011
Western Michigan	0-2			0-2	1971
William & Mary	1-0	1-0			1997
Wofford	1-0	1-0			2013
Winthrop	8-2	8-2			2000
Xavier	3-0	3-0			2015

* Home, Away, and Neutral Records do not include unknown sites.

2016 Opponents in Bold



YEAR-BY-YEAR STANDINGS / COACHING RECORDS

Year	Overall	Pct.	SEC	Pct.	SEC* Finish	Coach
1933			5-4	.566	3rd	Sam McAllister
1934	10-8-1	.553	3-4	.429	6th	Herschel Bobo/Del Morgan
1935			6-5	.545	3rd	Del Morgan
1936	13-5	.722	5-5	.500	t3rd	Del Morgan
1937			8-1	.889	1st	Del Morgan
1938			5-7	.417	6th	Del Morgan
1939			10-4	.714	2nd	Del Morgan
1940			4-5	.444	5th	Porter Grant
1941	12-11-1		5-5	.500	5th	Jimmy Hitchcock
1942	10-8		4-4	.500	5th	Jimmy Hitchcock
1943	8-3		3-1	.750	3rd	Bob Evans
1944			DID NOT FIELD TEAM			
1945			DID NOT FIELD TEAM			
1946			5-3	.625	4th	Bob Evans
1947			11-5	.688	2nd	Danny Doyle
1948			14-5	.737	2nd	Danny Doyle
1949	9-10	.474	6-10	.375	8th	Johnny Williamson
1950	12-13	.480	8-11	.421	9th	Johnny Williamson
1951	14-11	.560	8-8	.500	6th	Dick McGowen
1952	13-11-2	.519	10-8-2	.579	5th	Dick McGowen
1953	9-12	.429	6-12	.333	11th	Dick McGowen
1954	17-5	.773	8-5	.615	4th	Dick McGowen
1955	9-16	.360	5-15	.333	9th	Dick McGowen
1956	12-11	.522	9-7	.563	5th	Dick McGowen
1957	16-10	.615	11-4	.733	2nd	Dick McGowen
1958	17-8	.680	12-3	.800	1st	Joe Connolly
1959	15-11-1	.574	8-4	.667	t2ndE	Erik Russell
1960	15-8	.652	10-6	.623	2ndE	Erik Russell
1961	14-11	.560	12-6	.667	1stE	Erik Russell
1962	15-7	.682	11-5	.688	2ndE	Erik Russell
1963	17-8	.680	15-3	.810	1st	Paul Nix
1964	21-7	.750	13-5	.722	1stE	Paul Nix
1965	13-7	.650	10-3	.769	1stE	Paul Nix
1966	14-9	.560	6-7	.462	4thE	Paul Nix
1967	32-10!	.762	15-2	.882	1st	Paul Nix
1968	22-12	.647	9-6	.600	3rdE	Paul Nix
1969	20-17	.541	7-10	.412	5thE	Paul Nix
1970	17-16	.515	9-6	.600	3rdE	Paul Nix
1971	23-16	.590	9-7	.563	2ndE	Paul Nix
1972	18-17	.514	7-6	.538	t2ndE	Paul Nix
1973	20-19	.513	7-9	.438	5thE	Paul Nix
1974	31-13	.705	11-6	.647	2ndE	Paul Nix
1975	24-21	.533	7-9	.438	t4thE	Paul Nix
1976	37-15!	.712	12-7	.632	1st	Paul Nix
1977	28-18	.609	11-9	.550	t2ndW	Paul Nix
1978	33-21	.611	15-8	.652	1st#	Paul Nix
1979	21-21	.500	7-14	.333	4thW	Paul Nix
1980	27-24	.529	15-8	.652	1stW	Paul Nix
1981	27-27	.500	7-16	.304	5thW	Paul Nix
1982	27-20-1	.573	8-13-1	.386	5thW	Paul Nix
1983	16-34	.320	4-18	.182	5thW	Paul Nix
1984	27-24	.529	8-14	.364	4thW	Paul Nix
1985	30-22	.577	11-12	.478	3rdW	Hal Baird
1986	31-24	.564	15-12	.517	3rd	Hal Baird
1987	42-18	.700	18-9	.667	2nd	Hal Baird
1988	39-16	.709	16-10	.615	4th	Hal Baird
1989	44-20	.688	12-12	.500	6th#	Hal Baird
1990	34-24	.586	13-13	.500	4th	Hal Baird
1991	35-24	.593	14-12	.538	5th	Hal Baird
1992	30-25	.545	10-14	.417	4thW	Hal Baird
1993	40-23	.635	17-11	.607	2ndW	Hal Baird
1994	44-21!	.677	16-13	.552	3rdW	Hal Baird
1995	50-13	.794	19-8	.704	1stW	Hal Baird
1996	32-24	.571	12-18	.400	5thW	Hal Baird
1997	50-17!	.746	17-12	.586	4thW	Hal Baird
1998	46-18	.719	16-12	.571	3rdW#	Hal Baird
1999	46-19	.708	18-12	.600	4thW	Hal Baird
2000	41-20	.672	17-13	.567	3rdW	Hal Baird
2001	37-21	.638	15-15	.500	4thW	Steve Renfroe
2002	34-26	.600	15-15	.500	3rdW	Steve Renfroe
2003	42-21	.667	18-12	.600	2ndW	Steve Renfroe
2004	32-24	.571	12-18	.400	5thW	Steve Renfroe
2005	34-26	.567	13-17	.433	T-5thW	Tom Slater
2006	22-34	.393	9-21	.300	6th W	Tom Slater
2007	31-25	.554	10-20	.333	6th W	Tom Slater

Year	Overall	Pct.	SEC	Pct.	SEC* Finish	Coach
2008	28-28	.500	11-19	.367	5th W	Tom Slater
2009	31-25	.554	11-19	.367	5th W	John Pawlowski
2010	43-21	.672	20-10	.667	1st W	John Pawlowski
2011	29-29	.500	14-16	.467	T-2nd W	John Pawlowski
2012	31-28	.525	13-17	.433	5th W	John Pawlowski
2013	33-23	.589	13-17	.433	7th W	John Pawlowski
2014	28-28	.500	10-20	.333	7th W	Sunny Galloway
2015	36-26	.581	13-17	.433	5th W	Sunny Galloway

* Finish in SEC East (1959-1975) and SEC West from (1976-1985)

Won postseason SEC Tournament

! NCAA College World Series

Below are Auburn's all-time end-of-season rankings (highest ranking listed)

YEAR	FINAL RANK	POLL(S)	YEAR	FINAL RANK	POLL(S)
1964	12TH	CB	1999	11TH	ESPN
1967	2ND	CB	2000	20TH	ESPN
1976	8TH	CB	2003	17TH	ESPN
1987	14TH	BA	2010	19th	BA/ESPN/NCBWA
1988	19TH	BM			
1989	17TH	BA			
1993	23RD	BA			
1994	8TH	ESPN/CB			
1995	9TH	CB/BA			
1997	5TH	BA			
1998	9TH	BA			

CB - Collegiate Baseball; BA - Baseball America; BM - Baseball Magazine; ESPN - USA Today/ESPN; NCBWA - National Collegiate Baseball Writers Association

COACHING RECORDS

(Since 1949)

VICTORIES

Coach	Years	Overall			Pct.
		W	L	T	
Hal Baird	(16) 1985-00	634	328	0	.659
Paul Nix	(22) 1963-84	515	376	0	.578
John Pawlowski	(5) 2009-13	167	126	0	.570
Steve Renfroe	(4) 2001-04	145	92	0	.612
Tom Slater	(4) 2005-08	115	113	0	.504
Dick McGowen	(7) 1951-57	90	76	2	.542
Sunny Galloway	(2) 2014-15	64	54	0	.542
Erik Russell	(4) 1959-62	59	37	1	.613
Johnny Williamson	(2) 1949-50	21	23	0	.477
Joe Connolly	(1) 1958	17	8	0	.680

WINNING PERCENTAGE

Coach	Years	Overall			Pct.
		W	L	T	
Joe Connolly	(1) 1958	17	8	0	.680
Hal Baird	(16) 1985-00	634	328	0	.659
Erik Russell	(4) 1959-62	59	37	1	.613
Steve Renfroe	(4) 2001-04	145	92	0	.612
Paul Nix	(22) 1963-84	515	376	0	.578
John Pawlowski	(5) 2009-13	167	126	0	.570
Dick McGowen	(7) 1951-57	90	76	2	.542
Sunny Galloway	(2) 2014-15	64	54	0	.542
Tom Slater	(4) 2005-08	115	113	0	.504
Sunny Galloway	(1) 2013	28	28	0	.500
Johnny Williamson	(2) 1949-50	21	23	0	.477


GAMES COACHED

Coach	Years	Games	Overall		
			W	L	T
Hal Baird	(16) 1985-00	962	634	328	0
Paul Nix	(22) 1963-84	891	515	376	0
John Pawlowski	(5) 2009-13	293	167	126	0
Steve Renfroe	(4) 2001-04	237	145	92	0
Tom Slater	(4) 2005-08	228	115	113	0
Dick McGowen	(7) 1951-57	168	90	76	2
Sunny Galloway	(2) 2014-15	118	64	54	0
Erik Russell	(4) 1959-62	97	59	37	1
Johnny Williamson	(2) 1949-50	44	21	23	0
Joe Connolly	(1) 1958	25	17	8	0





COLLEGE WORLD SERIES



1967

Paul Nix, 32-10

Omaha, NE 3rd

Ohio State	1-0	W
Stanford	3-6	L
Rider	4-3	W
Stanford (7 inn./rain)	3-5	L



1976

Paul Nix, 37-15

Omaha, NE t-7th

Clemson	4-9	L
Maine	8-9	L



1994

Hal Baird, 44-21

Omaha, NE t-7th

Oklahoma	4-5	L
Miami (Fla.)	5-7	L



1997

Hal Baird, 50-17

Omaha, NE t-5th

Stanford	3-8	L
Rice	10-1	W
Stanford	4-11	L

CWS LINESCORES

1967

Auburn 1, Ohio State 0 • June 12

OSU	000	000	000	-	0	5	2
AU	100	000	00X	-	1	5	3

W: Lowe (14-1), L: Boggs (4-1)

Stanford 6, Auburn 3 • June 13

AU	000	102	000	-	3	8	3
SU	310	000	20X	-	6	7	1

W: Vance (11-0), L: Blausner (5-5)

Auburn 4, Rider 3 • June 14

RC	000	011	100	-	3	10	6
AU	000	102	001	-	4	6	2

W: Lowe (15-1), L: Mischik (7-3)

Stanford 5, Auburn 3 • June 15

AU	010	001	1	-	3	7	3
SU	100	400	0	-	5	5	0

W: Hamm, L: Boverf

1976

Clemson 9, Auburn 4 • June 11

AU	000	111	001	-	4	10	2
CU	000	502	11X	-	9	10	1

W: Porter (12-0), L: Hudson (10-5)

Maine 9, Auburn 8 • June 12

AU	410	030	000	-	8	13	2
UM	230	202	00X	-	9	12	4

W: LaCasse (7-1), L: Leach (8-5)

1994

Oklahoma 9, Auburn 4 • June 4

AU	000	000	031	-	4	12	1
OU	020	100	11X	-	5	11	2

W: Redman (13-3), L: Powell (5-4)
S: Buckles (13)

Miami 7, Auburn 5 • June 6

UM	400	000	300	-	7	8	6
AU	001	012	010	-	5	12	2

W: Westfall (3-0), L: Humphreys (13-4)
S: Tessmer (3)

1997

Stanford 8, Auburn 3 • May 30

AU	000	201	000	-	3	6	3
SU	010	050	02X	-	8	12	1

W: Hutchinson (8-3), L: Hebson (11-4)
S: Austin (4)

Auburn 10, Rice 1 • June 1

RU	000	001	000	-	1	4	1
AU	014	203	00X	-	10	11	0

W: Hudson (15-2), L: Bess (3-3)

Stanford 11, Auburn 4 • June 3

SU	300	104	102	-	11	13	2
AU	004	000	000	-	4	8	3

W: Austin (5-2), L: Dunham (5-2)

AUBURN VS. CWS OPPONENTS

Maine	0-1
Clemson	0-1
Maine (Fla.)	0-1
Miami (Fla.)	0-1
Ohio State	1-0
Oklahoma	0-1
Rice	1-0
Rider	1-0
Stanford	0-4
8 Opponents	3-8



NCAA REGIONALS

REGIONAL RESULTS

Year	Opponent	Score	Result	Location
1963	West Virginia	1-2	L	Gastonia, NC
	Florida State	3-4	L	Gastonia, NC
1967	West Virginia	8-3	W	Gastonia, NC
	Florida State	13-2	W	Gastonia, NC
	Clemson	2-3	L	Gastonia, NC
	Clemson	6-5	W	Gastonia, NC
1976	Middle Tenn. St.	10-5	W	Tallahassee, FL
	Florida State	2-1	W	Tallahassee, FL
	Jacksonville	7-5	W	Tallahassee, FL
1978	Memphis State	14-10	W	Auburn, AL
	North Carolina	2-3	L	Auburn, AL
	Memphis State	5-6	L	Auburn, AL
1987	Seton Hall	22-1	W	Huntsville, AL
	Middle Tenn. St.	5-3	W	Huntsville, AL
	Seton Hall	6-15	L	Huntsville, AL
	Clemson	3-6	L	Huntsville, AL
1989	South Florida	9-3	W	Tallahassee, FL
	Clemson	14-7	W	Tallahassee, FL
	Florida State	6-7	L	Tallahassee, FL
	Clemson	1-11	L	Tallahassee, FL
1993	Arizona	9-1	W	Stillwater, OK
	Oklahoma St.	10-14	L	Stillwater, OK
	N.C. State	2-13	L	Stillwater, OK
1994	Virginia Tech	7-0	W	Clemson, SC
	Old Dominion	11-8 [10]	W	Clemson, SC
	Clemson	11-5	W	Clemson, SC
	Notre Dame	8-0	W	Clemson, SC
1995	Pennsylvania	2-1	W	Oklahoma City, OK
	Ohio State	8-6	W	Oklahoma City, OK
	Oklahoma	8-9	L	Oklahoma City, OK
	Texas	4-2	W	Oklahoma City, OK
1997	Oklahoma	1-3	L	Oklahoma City, OK
	Western Carolina	11-3	W	Tallahassee, FL
	South Florida	9-0	W	Tallahassee, FL
	Florida State	8-7	W	Tallahassee, FL
1998	Florida State	7-9	L	Tallahassee, FL
	Florida State	5-2	W	Tallahassee, FL
	Rutgers	15-17	L	Tallahassee, FL
	Liberty	3-2	W	Tallahassee, FL
1999	Rutgers	7-4	W	Tallahassee, FL
	Oklahoma	9-8	W	Tallahassee, FL
	Florida State	10-16	L	Tallahassee, FL
	N. C. State	9-7	W	Auburn, AL
2000	Winthrop	8-6	W	Auburn, AL
	Tulane	5-7	L	Auburn, AL
	Tulane	13-9	W	Auburn, AL
	Stetson	5-9	L	Atlanta, GA
2001	Georgia Southern	11-5	W	Atlanta, GA
	Stetson	10-13	L	Atlanta, GA
	Jacksonville	8-7	W	Tallahassee, FL
	Florida State	6-10	L	Tallahassee, FL
2002	Jacksonville	3-2	W	Tallahassee, FL
	Florida State	6-9	L	Tallahassee, FL
	Florida Atlantic	11-16	L	Tuscaloosa, AL
	Alabama	3-6	L	Tuscaloosa, AL
2003	Princeton	5-2	W	Auburn, AL
	Ohio State	2-6	L	Auburn, AL
	Clemson	15-0	W	Auburn, AL
	Ohio State	7-9	L	Auburn, AL
2005	South Alabama	13-5	W	Tallahassee, FL
	Florida State	3-4	L	Tallahassee, FL
	Army	12-3	W	Tallahassee, FL
	Florida State	4-10	L	Tallahassee, FL
2010	Jacksonville State	9-7	W	Auburn, AL
	Clemson	2-5	L	Auburn, AL
	Southern Miss	17-8	W	Auburn, AL
	Clemson	11-10	W	Auburn, AL
2015	Clemson	7-13	L	Auburn, AL
	College of Charleston	7-6 [11]	L	Tallahassee, FL
	Mercer	1-0	W	Tallahassee, FL
	College of Charleston	3-2	L	Tallahassee, FL

SUPER REGIONAL RESULTS

Year	Opponent	Score	Result	Location
1999	Florida State	2-10	L	Tallahassee, FL
	Florida State	3-6	L	Tallahassee, FL

REGIONAL RESULTS BY YEAR

Year	Regional	Result	W-L	Location
1963	District 3	Fourth	0-2	Gastonia, NC
1967	District 3	CHAMPIONS	3-1	Gastonia, NC
1976	South	CHAMPIONS	3-0	Tallahassee, FL
1978	South	Third	1-2	Auburn, AL
1987	South I	Third	2-2	Huntsville, AL
1989	Atlantic	Third	2-2	Tallahassee, FL
1993	Midwest	Fourth	1-2	Stillwater, OK
1994	East	CHAMPIONS	4-0	Clemson, SC
1995	Midwest II	Second	3-2	Oklahoma City, OK
1997	East	CHAMPIONS	4-1	Tallahassee, FL
1998	Atlantic II	Second	3-2	Tallahassee, FL
1999	Auburn	CHAMPIONS	3-1	Auburn, AL
2000	Atlanta	Third	1-2	Atlanta, GA
2001	Tallahassee	Second	2-2	Tallahassee, FL
2002	Tuscaloosa	Fourth	0-2	Tuscaloosa, AL
2003	Auburn	Second	2-2	Auburn, AL
2005	Tallahassee	Second	2-2	Tallahassee, FL
2010	Auburn	Second	3-2	Auburn, AL
2015	Tallahassee	Third	1-2	Tallahassee, FL

AUBURN VS. NCAA REGIONAL OPPONENTS

Opponent	W-L
Alabama	0-1
Arizona	1-0
Army	1-0
Clemson	5-5
College of Charleston	0-2
Florida Atlantic	0-1
Florida State	4-8
Georgia Southern	1-0
Jacksonville	3-0
Jacksonville State	1-0
Liberty	1-0
Mercer	1-0
Memphis	1-1
Middle Tenn. State	2-0
North Carolina	0-1
North Carolina State	1-1
Notre Dame	1-0
Ohio State	1-2
Oklahoma	1-2
Oklahoma State	0-1
Old Dominion	1-0
Pennsylvania	1-0
Princeton	1-0
Rutgers	1-1
Seton Hall	1-1
South Alabama	1-0
South Florida	2-0
Southern Miss	1-0
Stetson	0-2
Texas	1-0
Tuland	1-1
Virginia Tech	1-0
Winthrop	1-0
Western Carolina	1-0
West Virginia	1-1
33 Opponents	40-31

AUBURN VS. NCAA SUPER REGIONAL OPPONENTS

Opponent	W-L
Florida State	0-2
1 Opponent	0-2





NCAA REGIONALS

1963 DISTRICT 3 AT GASTONIA, NC

Florida State 4, Auburn 3

Wake Forest 4, West Virginia 3

West Virginia 2, Auburn 1 (Auburn eliminated)

Florida State 12, Wake Forest 4

Wake Forest 12, West Virginia 8 (West Virginia eliminated)

Wake Forest 6, Florida State 5

Florida State 11, Wake Forest 5 (Wake Forest eliminated)

1967 DISTRICT 3 AT GASTONIA, NC

Florida State 5, Clemson 3

Auburn 8, West Virginia 3 [12]

Clemson 5, West Virginia 0 (West Virginia eliminated)

Auburn 13, Florida State 3

Clemson 6, Florida State 4 (Florida State eliminated)

Clemson 3, Auburn 2

Auburn 6, Clemson 5 [13] (Clemson eliminated)

1976 SOUTH REGIONAL AT TALLAHASSEE, FL

Auburn 10, Middle Tennessee State 5

Florida State 6, Jacksonville 1

Jacksonville 8, Middle Tennessee State 5 (MTSU eliminated)

Auburn 2, Florida State 1

Jacksonville 9, Florida State 7 (Florida State eliminated)

Auburn 7, Jacksonville 5 (Jacksonville eliminated)

1978 SOUTH REGIONAL AT AUBURN, AL

North Carolina 15, East Tennessee State 1

Auburn 14, Memphis 10

Memphis 5, East Tennessee State 0 (ETSU eliminated)

North Carolina 3, Auburn 2

Memphis 6, Auburn 5 (Auburn eliminated)

Memphis 8, North Carolina 6

North Carolina 11, Memphis 9 (Memphis eliminated)

1987 SOUTH I REGIONAL AT HUNTSVILLE, AL

Seton Hall 15, Auburn 6

Clemson 8, West Virginia 0

(1) Arkansas 10, Middle Tennessee State 7

Auburn 5, Middle Tennessee State 3 (MTSU eliminated)

Arkansas 7, West Virginia 2 (West Virginia eliminated)

Clemson 6, Seton Hall 3

Auburn 22, Seton Hall 1 (Seton Hall eliminated)

Arkansas 6, Clemson 5

Clemson 6, Auburn 3 (Auburn eliminated)

Arkansas 4, Clemson 2 (Clemson eliminated)

1989 ATLANTIC REGIONAL AT TALLAHASSEE, FL

(4) Auburn 9, (3) South Florida 3

(2) Clemson 6, (5) Stetson 2

(1) Florida State 13, (6) Rider 7

Stetson 13, Rider 6 (Rider eliminated)

Florida State 8, South Florida 1 (South Florida eliminated)

Auburn 14, Clemson 7

Clemson 13, Stetson 5 (Stetson eliminated)

Florida State 7, Auburn 6

Clemson 11, Auburn 1 (Auburn eliminated)

Florida State 8, Clemson 1 (Clemson eliminated)

1993 MIDWEST REGIONAL IN STILLWATER, OK

(1) North Carolina State 12, (6) Fordham 4

(4) Auburn 9, (3) Arizona 1

(2) Oklahoma State 9, (5) Connecticut 5

Fordham 5, Connecticut 0 (Connecticut eliminated)

Arizona 5, North Carolina State 2

Oklahoma State 14, Auburn 10

North Carolina State 13, Auburn 2 (Auburn eliminated)

Arizona 18, Fordham 7 (Fordham eliminated)

Oklahoma State 8, N.C. State 3 (N.C. State eliminated)

Arizona 4, Oklahoma State 0

Oklahoma State 11, Arizona 10 (Arizona eliminated)

1994 EAST REGIONAL IN CLEMSON, SC

(3) Old Dominion 9, (4) Notre Dame 5

(2) Auburn 7, (5) Virginia Tech 0

(1) Clemson 5, (6) The Citadel 1

The Citadel 4, Virginia Tech 3 (Virginia Tech eliminated)

Notre Dame 8, Clemson 1

Auburn 11, Old Dominion 8 [10]

Clemson 6, Old Dominion 1 (Old Dominion eliminated)

Notre Dame 5, The Citadel 1 (The Citadel eliminated)

Auburn 11, Clemson 5 (Clemson eliminated)

Auburn 8, Notre Dame 0 (Notre Dame eliminated)

1995 MIDWEST II REGIONAL IN OKLAHOMA CITY, OK

(1) Auburn 2, (6) Pennsylvania 1

(3) Texas 10, (4) Ohio State 5

(2) Oklahoma 9, (5) Indiana State 6

Indiana State 6, Pennsylvania 5 (Penn eliminated)

Auburn 8, Ohio State 6 (Ohio State eliminated)

Oklahoma 13, Texas 9

Oklahoma 9, Auburn 8

Texas 3, Indiana State 2 (Indiana State eliminated)

Auburn 4, Texas 2 (Texas eliminated)

Oklahoma 3, Auburn 1 (Auburn eliminated)

1997 EAST REGIONAL AT TALLAHASSEE, FL

(4) South Florida 5, (3) Central Florida 4

(2) Auburn 11, (5) Western Carolina 3

(1) Florida State 4, (6) Marist 2

Western Carolina 8, Marist 3 (Marist eliminated)

Florida State 16, Central Florida 2 (Central Florida eliminated)

Auburn 9, South Florida 0

Auburn 8, Florida State 7

South Florida 9, Western Carolina 4 (WCU eliminated)

Florida State 6, South Florida 5 (South Florida eliminated)

Florida State 9, Auburn 7

Auburn 5, Florida State 2 (Florida State eliminated)

1998 ATLANTIC II REGIONAL AT TALLAHASSEE, FL

(4) Oklahoma 6, (3) Delaware 3

(5) Rutgers 17, (2) Auburn 15

(1) Florida State 10, (6) Liberty 7

Auburn 3, Liberty 2 (Liberty eliminated)

Florida State 27, Delaware 6 (Delaware eliminated)

Oklahoma 9, Rutgers 7

Florida State 23, Oklahoma 2

Auburn 7, Rutgers 4 (Rutgers eliminated)

Auburn 9, Oklahoma 9 (Oklahoma eliminated)

Florida State 16, Auburn 10 (Auburn eliminated)

1999 AUBURN REGIONAL AT AUBURN, AL

(4) Winthrop 8, (1) Tulane 7

(2) Auburn 9, (3) NC State 7

Tulane 11, NC State 5 (NC State eliminated)

Auburn 8, Winthrop 6

Tulane 15, Winthrop 8 (Winthrop eliminated)

Tulane 7, Auburn 5

Auburn 13, Tulane 9 (Tulane eliminated)



NCAA REGIONALS

2000 ATLANTA REGIONAL AT ATLANTA, GA

(1) Georgia Tech 11, (4) Georgia Southern 9

(3) Stetson 9, (2) Auburn 5**Auburn 11, Georgia Southern 5 (Ga. Southern eliminated)**

Georgia Tech 24, Stetson 1

Stetson 13, Auburn 10 (Auburn eliminated)

Georgia Tech 16, Stetson 11 (Stetson eliminated)

2001 TALLAHASSEE REGIONAL AT TALLAHASSEE, FL

(1) Florida State 8, (4) Bethune-Cookman 1

(2) Auburn 8, (3) Jacksonville 7 [10 innings]

Jacksonville 3, Bethune-Cookman 0 (Bethune-Cookman eliminated)

Florida State 10, Auburn 6**Auburn 3, Jacksonville 2 (Jacksonville eliminated)****Florida State 9, Auburn 6 (Auburn eliminated)****2002 TUSCALOOSA REGIONAL AT TUSCALOOSA, AL****(3) Florida Atlantic 16, (2) Auburn 11**

(4) Southeast Missouri State 7, (1) Alabama 4

Alabama 6, Auburn 3 (Auburn eliminated)

Florida Atlantic 12, Southeast Missouri State 6

Alabama 7, Southeast Missouri State 4 (SEMO eliminated)

Alabama 7, Florida Atlantic 2

Florida Atlantic 6, Alabama 5 (Alabama eliminated)

2003 AUBURN REGIONAL AT AUBURN, AL

(3) Ohio State 10, (2) Clemson 8

(1) Auburn 5, (4) Princeton 2

Clemson 7, Princeton 6 (Princeton eliminated)

Ohio State 6, Auburn 2**Auburn 15, Clemson 0 (Clemson eliminated)****Ohio State 9, Auburn 7 (Auburn eliminated)****2005 TALLAHASSEE REGIONAL AT TALLAHASSEE, FL****(2) Auburn 13, (3) South Alabama 5**

(1) Florida State 3, (4) Army 2

Army 8, South Alabama 5 (South Alabama eliminated)

Florida State 4, Auburn 3**Auburn 12, Army 3 (Army eliminated)****Florida State 10, Auburn 4 (Auburn eliminated)****2010 AUBURN REGIONAL AT AUBURN, AL**

(2) Clemson 10, (3) Southern Miss 1

(1) Auburn 9, (4) Jacksonville State 7

Southern Miss 19, Jacksonville State 6 (Jacksonville State eliminated)

Clemson 5, Auburn 2**Auburn 17, Southern Miss 8 (Southern Miss eliminated)****Auburn 11, Clemson 10****Clemson 13, Auburn 7 (Auburn eliminated)****2015 TALLAHASSEE REGIONAL AT TALLAHASSEE, FL****(2) College of Charleston 7, (3) Auburn 6 [11 inn.]**

(1) Florida State 5, (4) Mercer 4 [10 inn.]

(3) Auburn 1, (4) Mercer 0 (Mercer eliminated)

(1) Florida State 3, (2) College of Charleston 2

(2) College of Charleston 3, (3) Auburn 2 (Auburn eliminated)

(1) Florida State 8, (2) College of Charleston 1 (College of Charleston eliminated)

AUBURN IN SUPER REGIONALS

1999 SUPER REGIONAL at Tallahassee, FL

(1) Florida State 10, (2) Auburn 2

Florida State 6, Auburn 3 (*Auburn eliminated*)

AUBURN SUPER REGIONAL RECORDS

BATTING

AT BATS**Game:** 5, Dominic Rich vs. Florida St. (6/5/99)**Series:** 8, by six individuals**RUNS****Game:** 1, by four individuals**Series:** 2, Hayden Gliemmo (1999) [2 games]**HITS****Game:** 2, Gabe Gross vs. Florida St. (6/5/99)**Series:** 3, Gabe Gross (1999) [2 games]**RBI****Game:** 3, Todd Faulkner vs. Florida St. (6/5/99)**Series:** 4, Todd Faulkner (1999) [2 games]**HOME RUNS****Game:** 1, Todd Faulkner vs. Florida St. (6/5/99)**Series:** 1, Todd Faulkner (1999) [2 games]**STOLEN BASES****Game:** 2, Mailon Kent vs. Florida St. (6/4/99)**BATTING AVERAGE****Series [min. 7 AB]:** .429, Gabe Gross (1999) [3-for-7 in 2 games]

PITCHING

INNINGS PITCHED**Game:** 8.1, Brent Schoening vs. Florida St. (6/5/99)**Series:** 8.1, Brent Schoening vs. (1999)**STRIKEOUTS****Game:** 11, Brent Schoening vs. Florida St. (6/5/99)**Series:** 11, Brent Schoening vs. (1999)**BASE ON BALLS****Game:** 5, Brent Schoening vs. Florida St. (6/5/99)

5, Hayden Gliemmo vs. Florida St. (6/4/99)





NCAA REGIONALS

BATTING

GAMES PLAYED

Series: 5, by 32 players (1995, 1997, 1998, 2010)
 Career: 16, Todd Faulkner (1998-2001)
 16, Mailon Kent (1998-2001)

AT BATS

Game: 6, by 33 players
 Series: 25, Rob Macroy (1997) [5 games]
 Career: 65, Todd Faulkner (1998-2001) [16 gms]

RUNS SCORED

Game: 4, Gabe Gross vs. Jacksonville (5/25/01)
 4, Jonathan Schuerholz vs. Georgia Southern (5/27/00)
 4, Todd Faulkner vs. Rutgers (5/21/98)
 4, Chad Wandall vs. Oklahoma (5/23/98)
 Series: 11, Adam Sullivan (1997) [5 games]
 Career: 19, Todd Faulkner (1998-2000) [16 gms]

HITS

Game: 5, Javon Moran vs. Fla. Atlantic (5/31/02)
 5, Adam Sullivan vs. W. Car. (5/22/97)
 5, Mark Bellhorn vs. ODU (5/27/94)
 5, Cliff Shanks vs. Okla. St. (5/29/93)
 Series: 14, Adam Sullivan (1997) [5 games]
 Career: 30, Todd Faulkner (1998-2001) [16 gms]

RUNS BATTED IN

Game: 5, Trent Mummey vs. Southern Miss (6/6/2010)
 5, Sean Gamble vs. Fla. Atlantic (5/31/02)
 5, Frank Thomas vs. Seton Hall (5/23/87)
 5, Scotty Long vs. Clemson (1967)
 5, Scotty Long vs. Florida State (1967)
 Series: 11, Mike Killimeth (1994)
 11, Scotty Long (1967)
 Career: 22, Todd Faulkner (1998-2000) [16 gms]

SINGLES

Game: 5, Adam Sullivan vs. W. Car. (5/22/97)
 Series: 12, Adam Sullivan (1997) [5 games]
 Career: 17, Jay Waggoner (1993-95) [12 gms]

DOUBLES

Game: 2, by 15 players, most recently by Ryan Jenkins vs. Clemson (6/7/10)
 Series: 5, Trent Mummey (2010) [5 games]
 5, Mark Bellhorn (1994) [4 games]
 Career: 7, Mailon Kent (1998-01) [16 games]

TRIPLES

Game: 1, by 12 players, most recently by Jackson BURGREN vs. College of Charleston (5/29/15)
 Series: 2, Javon Moran (2003) [4 games]
 Career: 2, Javon Moran (2001-03) [10 games]
 2, Mark Bellhorn (1993-95) [12 games]

HOME RUNS

Game: 2, Todd Faulkner vs. Rutgers (5/21/98)
 2, Josh Etheredge vs. Rutgers (5/23/98)
 2, Scotty Long vs. Florida St. (1967)
 2, Scotty Long vs. Clemson (1967)
 Series: 4, Scotty Long (1967) [4 games]
 4, Todd Faulkner (1998) [5 games]
 Career: 5, Todd Faulkner (1998-01) [16 games]

STOLEN BASES

Game: 2, Javon Moran vs. Clemson (5/31/03)
 2, Pat Keedy vs. Memphis (5/20/78)
 2, Dom Fucci vs. Memphis (5/20/78)
 Series: 3, Javon Moran (2003) [4 games]
 Career: 4, Javon Moran (2001-03) [10 games]

BASES ON BALLS

Game: 3, Justin Bryant vs. Clemson (6/6/10)
 3, Mitch Duke vs. Okla. State (5/29/93)
 Series: 5, Mitch Duke (1993) [3 games]
 5, Dominic Rich (1998) [5 games]

STRIKEOUTS

Game: 4, Kevin Chabot vs. Okla. (5/28/95)
 Series: 12, Kevin Chabot (1995) [5 games]
 Career: 15, Kevin Chabot (1993-95) [9 games]

BATTING AVERAGE

Series [min. 15 AB]: .667, Mark Bellhorn (1994)
 [12-for-18 in 4 games]
 Career [min. 25 AB]: .462, Todd Faulkner
 (1998-01) [30-for-65 in 16 games]

HITTING STREAK

Career: 15, Mailon Kent (1998-01)
 12, Todd Faulkner (1999-01)
 11, Gabe Gross (1999-01)

PITCHING

GAMES PITCHED

Series: 4, Finley Woodward (1995)
 Career: 7, Colter Bean (1996-2000)

GAMES STARTED

Series: 2, Tim Hudson (1997)
 2, Ryan Halla (1995)
 2, John Powell (1994)
 2, Stacy Jones (1987)
 2, Mark Chapman (1987)
 2, Q.V. Lowe (1967)
 2, Hayden Gliemmo (1998)
 Career: 4, Chris Bootcheck (1998-00)

GAMES RELIEVED

Series: 4, Finley Woodward (1995)
 Career: 7, Colter Bean (1996-00)

WINS

Series: 2, Tim Hudson (1997)
 2, John Powell (1994)
 2, Q.V. Lowe (1967)
 Career: 3, John Powell (1993-94)

LOSSES

Series: 2, Scott Roney (1978)
 2, Kevin Knorst (1998)
 Career: 2, Chris Bootcheck (1998-00)
 2, Ryan Halla (1993-95)
 2, Kevin Knorst (1998-00)
 2, Scott Roney (1978)

SAVES

Series: 2, Colter Bean (1998)
 2, Patrick Dunham (1997)
 2, Finley Woodward (1995)
 2, Joe Beckwith (1976)
 Career: 2, Colter Bean (1998)
 2, Patrick Dunham (1997)
 2, Finley Woodward (1995)
 2, Joe Beckwith (1976)

INNINGS PITCHED

Game: 13.0, Q.V. Lowe vs. Clemson (1967)
 Series: 25.0, Q.V. Lowe (1967) [2 games]
 Career: 27.1, Levale Speigner (2000-03) [6 games]

STRIKEOUTS

Game: 14, John Powell vs. Arizona (5/28/93) [9 IP]
 14, Q.V. Lowe vs. Clemson (1967) [13 IP]
 Series: 26, Q.V. Lowe (1967) [2 games]
 22, John Powell (1994) [2 games]
 Career: 36, John Powell (1993-94) [3 games]

BASES ON BALLS

Game: 6, Josh Sullivan vs. Florida State (6/4/05)
 6, Ryan Halla vs. Okla. State (5/29/93)
 Series: 6, Josh Sullivan (2005) [1 game]
 6, Ryan Halla (1993) [1 game]
 6, Tim Hudson (1997) [2 games]
 Career: 13, Ryan Halla (1993-95) [6 gms/23.1 IP]



SEC TOURNAMENT

SEC TOURNAMENT RESULTS

Year	Opponent	Score	Result	Location
1978	Georgia	8-7 [12]	W	Gainesville, Fla.
	Mississippi State	10-7	W	Gainesville, Fla.
	Mississippi State	2-3	L	Gainesville, Fla.
	Mississippi State	8-5	W	Gainesville, Fla.
1980	Vanderbilt	3-2	W	Gainesville, Fla.
	Ole Miss	7-4	W	Gainesville, Fla.
	Vanderbilt	3-16	L	Gainesville, Fla.
	Vanderbilt	0-13	L	Gainesville, Fla.
1986	Alabama	7-8 [11]	L	Baton Rouge, La.
	Georgia	7-11	L	Baton Rouge, La.
1987	LSU	9-8	W	Athens, Ga.
	Kentucky	5-4 [10]	W	Athens, Ga.
	Mississippi State	3-4	L	Athens, Ga.
	LSU	2-4	L	Athens, Ga.
1988	Mississippi State	7-10	L	Starkville, Miss.
	Florida	3-4	L	Starkville, Miss.
1989	Mississippi State	5-3	W	Gainesville, Fla.
	Georgia	8-9	L	Gainesville, Fla.
	LSU	8-5	W	Gainesville, Fla.
	Florida	4-2 [10]	W	Gainesville, Fla.
1990	Georgia	2-1	W	Gainesville, Fla.
	Mississippi State	2-16	L	Hoover, Ala.
1991	Vanderbilt	3-4	L	Hoover, Ala.
	Florida	7-8	L	Baton Rouge, La.
1992	Kentucky	8-5	W	Baton Rouge, La.
	Miss. State	0-1 [7]	L	Baton Rouge, La.
	Florida	0-2	L	New Orleans, La.
1993	Mississippi State	1-4	L	New Orleans, La.
	Alabama	13-4	W	Baton Rouge, La.
	Arkansas	3-1	W	Baton Rouge, La.
1994	LSU	5-16	L	Baton Rouge, La.
	Mississippi State	10-13 [10]	L	Baton Rouge, La.
	Arkansas	3-1 [17]	W	Oxford, Miss.
	Mississippi State	2-1	W	Oxford, Miss.
1995	LSU	2-3	L	Oxford, Miss.
	Mississippi State	9-5	W	Oxford, Miss.
	LSU	4-5	L	Oxford, Miss.
	Mississippi State	0-1	L	Starkville, Miss.
1997	Ole Miss	10-3	W	Starkville, Miss.
	LSU	5-7	L	Starkville, Miss.
	Arkansas	7-3	W	Columbus, Ga.
1998	LSU	2-5	L	Columbus, Ga.
	Mississippi State	5-4	W	Columbus, Ga.
	Florida	5-17	L	Columbus, Ga.
	Alabama	11-8	W	Hoover, Ala.
1999	Florida	6-4	W	Hoover, Ala.
	Alabama	3-4	L	Hoover, Ala.
	Alabama	9-1	W	Hoover, Ala.
	Arkansas	7-5	W	Hoover, Ala.
	LSU	6-2	W	Hoover, Ala.
2000	Arkansas	3-2	W	Hoover, Ala.
	Arkansas	5-9	L	Hoover, Ala.
	Arkansas	6-9	L	Hoover, Ala.
2001	Florida	2-7	L	Hoover, Ala.
	South Carolina	4-11	L	Hoover, Ala.
2002	Georgia	4-8	L	Hoover, Ala.
	South Carolina	4-5	L	Hoover, Ala.
2003	LSU	1-2	L	Hoover, Ala.
	Arkansas	5-8	L	Hoover, Ala.
	Vanderbilt	3-1	W	Hoover, Ala.
2010	Alabama	5-7	L	Hoover, Ala.
	South Carolina	5-1	W	Hoover, Ala.
	Alabama	3-13 [7]	L	Hoover, Ala.
2011	Alabama	1-7	L	Hoover, Ala.
	South Carolina	3-1 [12]	W	Hoover, Ala.
	Ole Miss	7-10 [10]	L	Hoover, Ala.
2012	South Carolina	3-7	L	Hoover, Ala.
	Georgia	2-3	L	Hoover, Ala.

2012	Florida	1-6	L	Hoover, Ala.
	Georgia	3-2	W	Hoover, Ala.
	South Carolina	3-5	L	Hoover, Ala.
2013	Alabama	3-6	L	Hoover, Ala.
2015	Kentucky	6-3	W	Hoover, Ala.
	LSU	9-8	L	Hoover, Ala.
	Florida	11-2	L	Hoover, Ala.

SEC TOURNAMENT RESULTS BY YEAR

Year	Result	W-L	Location
1978	CHAMPIONS	3-1	Gainesville, Fla.
1980	Second	2-2	Gainesville, Fla.
1986	Fourth	0-2	Baton Rouge, La.
1987	Third	2-2	Athens, Ga.
1988	Sixth	0-2	Starkville, Miss.
1989	CHAMPIONS	4-1	Gainesville, Fla.
1990	Tied Fifth	0-2	Hoover, Ala.
1991	Fourth	1-2	Baton Rouge, La.
1992	Tied Seventh	0-2	New Orleans, La.
1993	Third	2-2	Baton Rouge, La. (West)
1994	Second	3-2	Oxford, Miss. (West)
1995	Tied Fourth	1-2	Starkville, Miss. (West)
1997	Fourth	2-2	Columbus, Ga.
1998	CHAMPIONS	4-1	Hoover, Ala.
1999	Third	2-2	Hoover, Ala.
2000	Tied Seventh	0-2	Hoover, Ala.
2001	Tied Seventh	0-2	Hoover, Ala.
2002	Tied Seventh	0-2	Hoover, Ala.
2003	Tied Third	2-2	Hoover, Ala.
2010	Tied Fifth	1-2	Hoover, Ala.
2011	Tied Seventh	0-2	Hoover, Ala.
2012	Tied Seventh	1-2	Hoover, Ala.
2013	Tied Ninth	0-1	Hoover, Ala.
2015	Tied Eighth	1-2	Hoover, Ala.

SEC TOURNAMENT RESULTS BY LOCATION

Location	Years	Record	Titles
Athens, Ga.	1	2-2	0
Baton Rouge, La.	3	3-6	0
Columbus, Ga.	1	2-2	0
Gainesville, Fla.	3	9-4	2
Hoover, Ala.	12	11-22	1
New Orleans, La.	1	0-2	0
Oxford, Miss.	1	3-2	0
Starkville, Miss.	2	1-4	0
	24	31-44	3

SEC TOURNAMENT RESULTS BY OPPONENT

Opponent	W-L
Alabama	3-6
Arkansas	5-3
Florida	2-7
Georgia	3-4
Kentucky	3-0
LSU	3-8
Ole Miss	2-1
Mississippi State	6-8
South Carolina	2-4
Tennessee	0-0
Vanderbilt	2-3
23 Tournaments	31-44





SEC TOURNAMENT

AUBURN IN SEC CHAMPIONSHIP SERIES

1948		
Mississippi State	2-6	L
Mississippi State	5-8	L
Mississippi State	3-4	L

1958		
at Alabama.....	3-2	W
at Alabama.....	5-4	W
***** CHAMPIONS *****		

1961		
LSU.....	3-4	L
at LSU.....	5-6	L

1963		
at Ole Miss	6-7	L
OLE MISS	7-4	W
OLE MISS	6-2	W
***** CHAMPIONS *****		

1964		
OLE MISS	10-9	W
at Ole Miss	0-7	L
at Ole Miss	0-5	L

1965		
at Miss. State.....	1-10	L
MISS. STATE.....	3-2	W
MISS. STATE.....	1-2	L

1967		
at Ole Miss	2-1	W
OLE MISS	9-6	W
***** CHAMPIONS *****		

1976		
at Kentucky.....	6-7	L
KENTUCKY	6-0	W
KENTUCKY	14-6	W
***** CHAMPIONS *****		

Note: Auburn represented the SEC's Eastern Division in all of its championship series appearances except for 1976, when the Tigers were a member of the SEC West.

AUBURN SEC TOURNAMENT RECORDS

BATTING

GAMES PLAYED

Series: 5, by 27 players
 Career: 14, Jay Waggoner (1992-95)
 14, Mike Killimett (1991-94)
 14, Brandon Moore (1991-94)

AT BATS

Game: 8, Mike Killimett vs. Arkansas (5/19/94)
 8, Russell Whittenburg vs. Ark. (5/19/94)
 Series: 24, Chris Hart (1989) [5 games]
 Career: 59, Jay Waggoner (1992-95) [14 gms]
 59, Brandon Moore (1991-94) [14 gms]

RUNS

Game: 3, Tony Caldwell vs. Ole Miss (5/28/10)
 3, Heath Kelly vs. Arkansas (5/17/98)
 3, Andrew Albrecht vs. Ky. (5/17/91)
 3, Frank Thomas vs. Miss. St. (5/12/88)
 3, Dom Fucci vs. Miss. St. (5/15/78)
 Series: 7, Heath Kelly (1998) [5 games]
 Career: 11, Andrew Albrecht (1988-91) [12 gms]

HITS

Game: 4, Sean Gamble vs. Arkansas (5/23/02)
 4, Chad Wandall vs. Alabama (5/13/98)
 4, Shawn McNally vs. Ark. (5/19/94)
 4, Brandon Moore vs. Florida (5/13/92)
 4, Trey Gainous vs. Kentucky (5/15/87)
 Series: 11, Scott Pratt (1998) [5 games]
 Career: 19, Brandon Moore (1991-94) [14 gms]

RBI

Game: 5, Mark Bellhorn vs. LSU (5/20/95)
 Series: 8, Mitch Duke (1993) [4 games]
 Career: 13, Mark Bellhorn (1993-95) [12 gms]

DOUBLES

Game: 2, Heath Kelly vs. Alabama (5/16/98)
 2, Mailon Kent vs. Alabama (5/16/98)
 2, Brian Alyea vs. Miss. State (5/23/93)
 2, Tony Haney vs. LSU (5/14/87)
 2, Steve Renfroe vs. Vandy (5/13/80)
 2, J.B. Brown vs. Miss. State (5/13/78)
 Series: 4, Heath Kelly (1998) [5 games]
 Career: 6, Mailon Kent (1998-01) [12 games]

TRIPLES

Game: 1, Chris Christopher vs. Miss. St. (5/23/93)
 1, Anfernee Grier vs. Florida (5/21/15)
 1, Jackson Burgreen vs. Kentucky (5/20/15)
 Series: 1, three times (most recently Grier/Burgreen in 2015, 3 gms)
 Career: 1, Chris Christopher (1991-93); Anfernee Grier (2015);
 Jackson Burgreen (2013-15)

HOME RUNS

Game: 2, Frank Thomas vs. Georgia (5/12/89)
 2, Mark Bellhorn vs. LSU (5/20/95)
 Series: 2, Todd Faulkner (1998) [5 games]
 2, Mark Bellhorn (1995) [3 games]
 2, Mark Bellhorn (1994) [5 games]
 2, Brandon Moore (1993) [4 games]
 2, Chris Hart (1989) [5 games]
 2, Frank Thomas (1989) [5 games]
 2, Dom Fucci (1978) [4 games]
 Career: 4, Frank Thomas (1987-89) [11 games]
 4, Mark Bellhorn (1993-95) [12 games]

STOLEN BASES

Game: 2, Jay Gonzalez vs. Georgia (5/23/12)
 2, Scott Pratt vs. Alabama (5/16/98)
 2, Shawn McNally vs. Ark. (5/19/94)
 Series: 3, Melvin Gray (2015) [3 games]

BASES ON BALLS

Game: 3, Six times (most recent: Damon Haecker, 5/20/15 vs. LSU)
 Series: 9, Alan Mock (1980) [4 games]
 Career: 13, Mark Bellhorn (1993-95) [12 gms]

STRIKEOUTS

Game: 5, Russell Whittenburg vs. Ark. (5/19/94)
 Series: 8, Josh Etheredge (1997) [4 games]
 Career: 13, Josh Etheredge (1997-98) [9 games]

BATTING AVERAGE

Series [min. 15 AB]: .563, Brian Alyea (1993) [9-for-16 in 4 games]
 Career [min. 25 AB]: .481, Trey Gainous (1986-87) [13-for-27 in 6 games]

PITCHING

GAMES PITCHED

Series: 4, Scott Roney (1978)
 Career: 7, Scott Renner (1987-91)

GAMES STARTED

Series: 2, John Powell (1993)
 2, John Powell (1991)
 2, Phil Deriso (1980)
 Career: 6, John Powell (1991-94)

GAMES RELIEVED

Series: 4, Reid Roney (1978)
 Career: 6, Jon Hebel (1990-93)

WINS

Series: 2, Kevin Knorst (1998)
 2, Tommy Youngblood (1989)
 2, Gregg Olson (1987)
 Career: 2, Colter Bean (1996-00)
 2, Kevin Knorst (1997-98)
 2, Ryan Halla (1993-95)
 2, Mike Ferry (1989-90)
 2, Tommy Youngblood (1987-89)
 2, Gregg Olson (1986-88)
 2, Mark Shiflett (1978-80)

LOSSES

Series: 1, 33 tied with
 Career: 2, eight tied with

INNINGS PITCHED

Game: 9.0, Chris Morrison vs. Miss. (5/19/95)
 9.0, Kevin Humphreys vs. MSU (5/20/94)
 9.0, John Powell vs. Arkansas (5/19/94)
 Series: 11.0, Tommy Youngblood (1989)
 Career: 33.1, John Powell (1991-94)

STRIKEOUTS

Game: 13, John Powell vs. Ark. (5/19/94) [9 IP]
 Series: 14, John Powell (1991) [8.0 IP, 2 games]
 Career: 47, John Powell (1991-94) [33.1 IP]

BASES ON BALLS

Game: 5, six tied with
 Series: 8, Phil Deriso (1980) [9.0 IP, 2 games]
 Career: 15, Jon Hebel (1990-93) [13.0 IP]



HONORS AND AWARDS

ROTARY SMITH AWARD

1997 Tim Hudson, RHP-OF

ROTARY SMITH AWARD FINALIST

1997 Tim Hudson, RHP-OF

2000 Todd Faulkner, 1B

ALL-AMERICANS (23)

1958 Pat Duke, C (ABCA)
 1962 Larry Nichols, CF (ABCA)
 1964 Jimmy Barfield, 3B (ABCA)
 1967 Q.V. Lowe, P (ABCA)
 1978 Dom Fucci, 1B (ABCA)
 1987 Gregg Olson, P (BA)
 1988 Gregg Olson, P (ABCA, BA)
 1989 Frank Thomas, 1B (Consensus)
 1993 John Powell, P (ABCA, BA, CB)
 1994 Jay Waggoner, 1B (NCBWA)
 1995 Mark Bellhorn, SS (BA)
 Ryan Halla, P (BA, CB)
 Finley Woodward (CB)
 1997 Tim Hudson, UT (BA, CB)
 1999 Casey Dunn, C (BA, CB)
 Brent Schoening (BA, CB)
 Chris Bootcheck (CB)
 2000 Todd Faulkner, 1B (BA, CB)
 Gabe Gross, OF (BA, CB)
 2003 Steven Register, P (CB)
 2005 John Madden, RP (CB)
 2010 Hunter Morris (BA, NCBWA, CB)
 Brian Fletcher (NCBWA)

FRESHMEN ALL-AMERICANS (14)

1998 Todd Faulkner (CB)
 Hayden Gliemmo (CB, BA, SN)
 1999 Gabe Gross (CB, BA)
 2000 Bobby Huddleston (BA)
 Jonathan Schuerholz (CB-HM)
 2001 Javon Moran (CB)
 2002 Tug Hulett (CB-HM)
 Chuck Jeroloman (CB-HM)
 2006 Mike Bianucci (CB, BA)
 Luke Greinke (CB)
 2008 Grant Dayton (CB)
 Brian Fletcher (CB, BA, NCBWA)
 Hunter Morris (CB, BA, NCBWA)
 2009 Casey McElroy (CB)
 2014 Keegan Thompson (CB, BA, PG)

ACADEMIC ALL-AMERICANS (9)

1972 Joe Haefner (1st Team)
 1981 Robert Sorrell (2nd Team)
 1982 Robert Sorrell (1st Team)
 1987 David (Rock) Wilson (3rd Team)
 1991 Jeff Letherman (1st Team)
 1997 Adam Sullivan (2nd Team)
 1999 Casey Dunn (1st Team)
 2001 Gabe Gross (2nd Team)
 2008 Ben Jones (2nd Team)
 2015 Cole Lipscomb (2nd Team)

USA NATIONAL TEAM

1987 Gregg Olson, P
 1993 Mark Bellhorn, SS
 1993 John Powell, P
 1994 Mark Bellhorn, SS
 2003 Steven Register, P
 2006 Tom Slater, Assistant Coach
 2008 Hunter Morris, IF
 2015 Anfernee Grier, OF

NATIONAL FRESHMAN OF THE YEAR

1998 Hayden Gliemmo, UT (BA)

ABCA SOUTH REGION
COACH OF THE YEAR

1994 Hal Baird

ABCA ALL-SOUTH REGION

1977 Joe Beckwith, P
 1978 Dom Fucci, 1B
 1982 Doug Gilcrease, SS (2nd)
 1985 Paul Foster, OF
 Bo Jackson, DH
 1986 Paul Foster, OF
 1987 Gregg Olson, P (2nd)
 1988 Gregg Olson, P
 1989 Clark Preble, OF
 Frank Thomas, 1B
 1990 Tim Edge, C (2nd)
 1993 John Powell, P
 Cliff Shanks, DH (2nd)
 1994 Brandon Moore, SS (2nd)
 Jay Waggoner, 1B (2nd)
 1995 Mark Bellhorn, SS
 Ryan Halla, P
 Shawn McNally, OF
 Finley Woodward, RP
 Chris Morrison, P (2nd)
 1997 Tim Hudson, P
 Tim Hudson, OF
 Casey Dunn, C (2nd)
 2000 Todd Faulkner, 1B
 Gabe Gross, OF
 Chris Bootcheck, P (2nd)
 2002 Bobby Huddleston, C
 2003 Steven Register, P
 Tug Hulett, 2B (2nd)
 2005 John Madden, RP
 2006 Mike Bianucci, DH
 2007 Mike Bianucci, OF (2nd)
 2010 Brian Fletcher, OF
 Hunter Morris, 1B
 Trent Mummey, OF (2nd)

NCBWA DISTRICT III
PLAYER OF THE YEAR

2000 Todd Faulkner, 1B

NATIONAL PLAYER OF THE WEEK

2000 Gabe Gross, OF (CB, 2/14)
 2001 Gabe Gross, OF (NCBWA, 4/15)
 2002 Eric Brandon, RHP (NCBWA, 3/4)
 Eric Brandon, RHP (CB, 3/4)
 Colby Paxton, RHP (CB, 3/18)
 2007 Josh Donaldson, C (CB, 2/12)
 2010 Brian Fletcher, OF (NCBWA, 3/1)
 Hunter Morris, 1B (NCBWA, 3/22)

SEC PLAYER OF THE YEAR

1997 Tim Hudson, RHP-OF
 2010 Hunter Morris, 1B

SEC COACH OF THE YEAR

1937 Dell Morgan
 1958 Joe Connally
 1963 Paul Nix
 1967 Paul Nix
 1976 Paul Nix
 1978 Paul Nix

ALL-SEC

1951 Bill Letchworth, P
 1952 Inman Veal, UT
 1954 Jim Pyburn, 3B
 Doug Dickey, CF
 Paul Susce, P
 1955 Doug Dickey, RF
 1956 Alton Shell, RF
 1957 Rex Frederick, RF
 1958 L.F. Lanier, RF
 Pat Duke, C
 Red Roberts, P
 1960 Jim Douglas, 2B
 Alan Koch, P

1961 Jim Douglas, 2B
 Larry Nichols, OF
 1962 Larry Nichols, OF
 1963 Jim Bachus, OF
 Vic Svetlay, C
 Joe Overton, P
 1964 Jimmy Martin, 2B
 Jim Barfield, 3B
 Otis Bibb, UT
 Harry Doles, C
 Jimmy Crysel, P
 1965 Pete McKenzie, 2B
 Dink Haire, OF
 Harry Doles, C
 Monte Sharpe, P
 1966 Scotty Long, SS
 Frank Fryer, OF
 Q.V. Lowe, P
 1967 Greg Golden, 3B
 Rick Countryman, OF
 Q.V. Lowe, P
 1968 Frank Baldasare, 1B
 George Simmons, OF
 1969 John Shafer, SS
 1970 Andy Merchant, C
 1971 Joe Martin, OF
 Andy Merchant, C
 Joe Haefner, OF
 Andy Merchant, C
 1974 Vick Sharek, 3B
 Davis May, P
 1976 Richie Howard, 3B
 Curt Cope, OF
 Tommy Morton, C
 Joe Beckwith, P
 Robert Hudson, P
 1977 Joe Beckwith, P
 1978 Dom Fucci, 1B
 J.B. Brown, 2B
 1982 Doug Gilcrease, SS
 1985 Paul Foster, OF
 1986 Paul Foster, OF
 1987 Frank Thomas, 1B
 Gregg Olson, P
 Rock Wilson, OF
 Kevin Henry, 3B (2nd)
 1988 Frank Thomas, 1B
 Clark Preble, OF
 Gregg Olson, P
 Kevin Henry, 3B (2nd)
 1989 Frank Thomas, 1B
 Tommy Youngblood, P
 1990 Tim Edge, C
 1991 John Powell, P
 1992 John Powell, P (2nd)
 1993 Mitch Duke, C
 John Powell, P
 Cliff Shanks, DH (2nd)
 1994 Jay Waggoner, 1B
 Kevin Chabot, DH (2nd)
 Mike Killimett, OF (2nd)
 Brandon Moore, SS (2nd)
 John Powell, P (2nd)
 1995 Mark Bellhorn, SS
 Chris Morrison, P
 Kevin Chabot, OF (2nd)
 Ryan Halla, P (2nd)
 Jay Waggoner, 1B (2nd)
 1996 Josh Etheredge, 1B (2nd)
 1997 Casey Dunn, C
 Tim Hudson, P
 Tim Hudson, OF
 Adam Sullivan, OF (2nd)
 1998 Todd Faulkner, DH
 Josh Etheredge, OF (2nd)
 Scott Pratt, SS (2nd)





HONORS & AWARDS

- 1999** Casey Dunn, C
Brent Schoening, P
Maiton Kent, OF (2nd)
- 2000** Chris Bootcheck, P
Todd Faulkner, 1B
Gabe Gross, OF
Colter Bean, P (2nd)
Maiton Kent, OF (2nd)
- 2001** Gabe Gross, OF
Maiton Kent, OF (2nd)
- 2002** Bobby Huddleston, DH (2nd)
Trent Pratt, C (2nd)
- 2003** Steven Register, P
Tug Hulet, 2B
Karl Amonite, 1B (2nd)
Bobby Huddleston, DH (2nd)
Javon Moran, OF (2nd)
- 2004** Steven Register, P (2nd)
- 2005** Josh Bell, C
John Madden, RP
Clete Thomas, OF (2nd)
- 2006** Mike Bianucci, DH (1st & FR)
Luke Greinke, OF (FR)
- 2007** Mike Bianucci, OF (2nd)
Robert Brooks, 2B (FR)
- 2008** David Cunningham, 3B (FR)
Grant Dayton, SP (FR)
Brian Fletcher, OF (FR)
Hunter Morris, 1B (2nd & FR)
- 2010** Grant Dayton, SP (2nd)
Brian Fletcher, OF
Ryan Jenkins, C (2nd)
Hunter Morris 1B
Trent Mummey, OF
Kevin Patterson, DH
- 2011** Casey McElroy, SS
Tony Caldwell, C (2nd)
- 2012** Ryan Tella, OF (2nd)
- 2013** Garrett Cooper, 1B (2nd)
- 2014** Keegan Thompson, SP (FR)
- 2015** Cole Lipscomb, SP (2nd)

SEC ALL-EASTERN DIVISION

- 1961** Jack Anderson, 1B
Jim Douglas, 2B
Larry Nichols, OF
Jim Boyd, Pp
- 1962** Wayne Fowler, UT
Larry Nichols, OF
Joe Overton, P
- 1963** Otis Bibb, SS
Jim Bachus, CF
Vic Svetley, C
Joe Overton, P
- 1964** Jimmy Martin, 2B
Jim Barfield, 3B
Otis Bibb, SS
Jim Bachus, OF
Dink Haire, OF
Harry Doles, C
Jim Crysel, P
- 1965** Pete McKenzie, 2B
Dink Haire, OF
Frank Fryer, OF
Harry Doles, C
Monte Sharpe, P
- 1966** Ralph Wells, 3B
Scotty Long, SS
Frank Fryer, OF
Q.V. Lowe, P
- 1967** Pete McKenzie, 2B
Greg Golden, 3B
Scotty Long, UT
Rick Countryman, OF
Q.V. Lowe, P

- 1968** Frank Baldasare, 1B
Greg Golden, 3B
George Simmons, OF
- 1969** John Shafer, SS
Andy Merchant, C
- 1970** Pete Rancont, SS
Andy Merchant, C
- 1971** Pete Rancont, SS
Joey Martin, OF
Andy Merchant, C
Earl Nance, P
- 1972** Joe Haefner, OF
Andy Merchant, C
- 1973** Vic Sharek, 3B
Mark Hatchett, OF
- 1974** Vic Sharek, 3B
David May, P

SEC ALL-WESTERN DIVISION

- 1976** Dave Duffner, 1B
Mickey Miller, 2B
Richie Howard, 3B
Curt Cope, OF
Tommy Morton, C
Joe Beckwith, P
Robert Hudson, P
- 1977** John Trageser, C
Joe Beckwith, P
- 1978** Dom Fucci, 1B
J.B. Brown, 2B
Pat Keedy, SS
- 1979** Dom Fucci, 1B
Robert Sorrell, OF
- 1980** Steve Renfro, OF
- 1981** Johnny Tutt, OF
- 1982** Doug Gilcrease, SS
David Mogentale, OF
- 1985** Paul Foster, OF

ACADEMIC ALL-SEC

- 1971** Jack Baker, 1B
Pete Rancont, SS
Earl Nance, P
- 1972** Joe Haefner, LF
- 1973** Bill Lawrence, P
- 1974** Vic Sharek, 3B
- 1975** Dennis Bailey, CF
- 1976** Robert Hudson, P
- 1977** Robert Hudson, P
- 1979** Lynn Humphries, P
- 1981** Alan Mock, 2B
Robert Sorrell, OF
- 1982** Russell Smith, 2B
Robert Sorrell, OF
Sam Sasso, OF
Gary Smith, P
- 1983** Russell Smith, 2B
- 1985** Scott Tillery
Rock Wilson
- 1986** Tony Haney
Rock Wilson
- 1987** Tony Haney
Rock Wilson
- 1988** Tony Haney
Clark Preble
- 1989** Derek Crownover
Jeff Leatherman
Clark Preble
Tommy Youngblood
- 1990** Mickey Tomey, C
Jeff Leatherman
John Moorer
Todd O'Donnell
- 1991** Tommy Carter
Mark Fuller, P
Jon Hebel, P
Jeff Leatherman

- 1992** Todd O'Donnell
Mark Fuller, P
Todd O'Donnell
Mickey Tomey, C
- 1993** Jason Johnson, P
Jay Waggoner, 3B
- 1994** Jay Waggoner, 1B
Russell Whittenburg, OF
- 1995** Todd Gober, P
Jason LeBoeuf, P
- 1996** Elliot Brown, P
Kirby Clark, C
Adam Sullivan, OF
- 1997** Stephen Chambliss, IF
Casey Dunn, C
Adam Sullivan, OF
Patrick Wootton, C
- 1998** Tucker Dearth, OF
Casey Dunn, C
George Jones, P
Kevin Knorst, P
Derek Reif, OF
- 1999** Tucker Dearth, OF
Casey Dunn, C
Todd Faulkner, 1B
Maiton Kent, OF
Derek Reif, OF
Joseph Zanthos, OF
- 2000** Tucker Dearth,
Todd Faulkner, 1B
Gabe Gross, OF
Maiton Kent, OF
Kevin Knorst, P
Lynn Shoop, OF
Joseph Zanthos, 1B
- 2001** Gabe Gross, OF
Maiton Kent, OF
Kevin Knorst, P
Lynn Shoop, OF
Joseph Zanthos, 1B
- 2002** Gabe Gross, OF
Maiton Kent, OF
Lynn Shoop, OF
Trent Wilson, OF
- 2003** Colby Paxton, P
Scott Schade, 3B
Josh Todd, IF
- 2004** Grant Cardwell, P
Lee Carter, P
Arnold Hughey, P
Nick Hulling, C
Colby Paxton, P
- 2005** Ted Bryant, P
Grant Cardwell, P
Chris Dennis, P
Mike Hnytko, C
Derek Sain, OF
- 2006** Josh Blake, P
Grant Cardwell, P
Andrew Hall, P
Clarence Nicely, P
- 2007** Josh Blake, P
Blake Carver, P
Chris Dennis, P
Ben Jones, OF
Philip Stringer, IF
- 2008** Paul Burnside, P
Evan Crawford, P
Jamie Drinkard, OF
Michael Hurst, P
Ben Jones, OF
- 2009** Justin Hargett, IF
Austin Hubbard, P
Michael Hurst, P
Jon Luke Jacobs, P
Ryan Jenkins, C
Ben Jones, OF



HONORS & AWARDS

Cory Luckie, P
 Chris O'Neil, P
 Kevin Patterson, OF
2010
 Zach Blatt
 Dan Gamache
 Justin Hargett
 Austin Hubbard
 Jon Luke Jacobs
 Cory Luckie
 Hunter Morris
 Chris O'Neil
 Kevin Patterson
2011
 Brooks Beisner
 Zach Blatt
 Caleb Bowen
 Justin Hargett
 Jon Luke Jacobs
 Cory Luckie
 Chris O'Neil
 Kevin Patterson
 Patrick Savage
 Mitchell Self
 Derek Varnadore
2012
 Bobby Andrews
 Zach Blatt
 Jon Luke Jacobs
 Cory Luckie
 Patrick Savage
 Mitchell Self
 Creede Simpson
 Derek Varnadore
2013
 Bobby Andrews
 Zach Blatt
 Cameron Blinka
 Trey Cochran-Gill
 Jordan Ebert
 Sam Gillikin
 Cole Lipscomb
 Michael O'Neal
 Dillon Ortman
 Kody Ortman
 Patrick Savage
 Mitchell Self
2014
 Brett Binning
 Trey Cochran-Gill
 Kevin Davis
 Jordan Ebert
 Sam Gillikin
 Damon Hoecker
 Cole Lipscomb
 Blake Logan
 Michael O'Neal
 Patrick Savage
 JJ Shaffer
 Connor Short
 Keegan Thompson
 Derek Varnadore
2015
 Robby Clements
 Kevin Davis
 Sam Gillikin
 Anfernee Grier
 Cole Lipscomb
 Blake Logan
 Sam Mason
 Rocky McCord
 Austin Murphy
 Cody Nulph
 JJ Shaffer
 Keegan Thompson
 Izac Yarbrough

SEC PLAYER OF THE WEEK

1987 Tony Haney (3/23)
 Frank Thomas (4/7)
1988 Jeff Livesey (3/22)
1989 Clark Preble (4/17)
1990 Todd O'Donnell (4/2)

Tim Edge (4/10)
1991 Bronnen Veal (3/18)
 Andrew Albrecht (3/25)
1995 Shawn McNally (5/8)
1996 Josh Etheredge (4/1)
1997 Josh Etheredge (5/5)
1999 Jamie Kersh (3/29)
 Casey Dunn (5/17)
2000 Gabe Gross (3/20)
 Todd Faulkner (5/15)
2001 Gabe Gross (2/12)
 Gabe Gross (4/16)
 Mailon Kent (4/23)
 Mailon Kent (5/14)
2002 Trent Pratt (5/13)
2003 Josh Bell (2/17)
 Bobby Huddleston (3/3)
 Tug Hulett (3/24)
2005 Josh Bell (3/28)
2006 Mike Bianucci (2/20)
2007 Mike Bianucci (2/26)
2010 Brian Fletcher (3/1)
 Hunter Morris (3/22)
 Justin Fradejas (4/12)
 Hunter Morris (4/26)
 Trent Mummey (5/3)
2011 Casey McElroy (3/21)
2012 Ryan Tella (3/26)
 Blake Austin (4/29)
2013 Damek Tomscha (5/6)
 2015 Anfernee Grier (3/2)

SEC PITCHER OF THE WEEK

1989 Tommy Youngblood (5/8)
1991 John Powell (4/29)
1992 Mark Fuller (5/4)
1993 John Powell (4/19)
1994 John Powell (5/2)
1995 Ryan Halla (4/3)
 Chris Morrison (4/24)
1997 Tim Hudson (3/31)
1998 Hayden Gliemmo (4/6)
2000 Colter Bean (3/27)
 Colter Bean (4/17)
2001 Hayden Gliemmo (4/2)
2002 Eric Brandon (3/4)
 Colby Paxton (3/18)
2005 Josh Sullivan (3/14)
2008 Bryan Woodall (3/24)
2012 Derek Varnadore (2/20)
2013 Conner Kendrick (5/20)
 2015 Keegan Thompson (4/13)
 Cole Lipscomb (4/20)

SEC FRESHMAN OF THE WEEK

2007 Taylor Thompson (4/9)
2008 Grant Dayton (5/5)
2011 Dillon Ortman (4/11)
2013 Jordan Ebert (5/13)
2014 Keegan Thompson (3/3)

NCAA REGIONAL TOURNAMENT MVP

1994 John Powell, P
1997 Tim Hudson, P-OF
1999 Mailon Kent, OF

NCAA REGIONAL ALL-TOURNAMENT

1987 Rock Wilson, OF
1989 Joe Siwa, C
 Frank Thomas, 1B
1993 John Powell, P
 Cliff Shanks, DH
1994 Robert Lewis, C
 Mark Bellhorn, 2B
 Mike Killmettt, OF

Dallan Ruch, DH
 John Powell, P
1995 Mark Bellhorn, SS
 Kirby Clark, C
 Ryan Halla, P
 Mark Weeks, 3B
1997 Josh Etheredge, DH
 Bryan Hebson, P
 Tim Hudson, P
 Jamie Kersh, 1B
 Rob Macrory, 2B
 Adam Sullivan, OF
 Chad Wandall, 3B
1998 Josh Etheredge, OF
 Todd Faulkner, 1B
 Heath Kelly, 2B
 Scott Pratt, SS
 Brent Schoening, P
1999 Casey Dunn, C
 Todd Faulkner, 1B
 Dominic Rich, 2B
 Mailon Kent, OF
 Hayden Gliemmo, P
2000 Todd Faulkner, 1B
 Gabe Gross, OF
2001 Eric Brandon, P
 Todd Faulkner, 1B
 Gabe Gross, OF
 Jonathan Schuerholz, SS
2003 Javon Moran, OF
 Colby Paxton, OF
 Scott Schade, 3B
2005 Karl Amonite, 1B
 Josh Donaldson, 3B
 Bruce Edwards, OF
 Tyler Johnstone, 2B
 Clete Thomas, OF
2010 Justin Fradejas, OF
 Ryan Jenkins, C
 Hunter Morris, 1B
 Trent Mummey, DH
 2015 Jackson Burgreen, OF

SEC ALL-TOURNAMENT

1978 Dom Fucci, 1B
 J.B. Brown, 2B
 Bo Fucci, DH
1980 Johnny Tutt, OF
 Darrell Wilkes, OF
 John Metasavage, DH
1986 Trey Gainous, OF
 Pat Bailey, UT
1987 Kevin Henry, 3B
 Trey Gainous, OF
1989 Chris Hart, OF
 Jeff Leatherman, 2B
 Clark Preble, OF
 Frank Thomas, 1B
 Tommy Youngblood, P
1993 Brian Alyea, 1B
 Mitch Duke, C
1994 Mark Bellhorn, 2B
 Ryan Halla, P
 Shawn McNally, 3B
 John Powell, P
 Frank Sanders, OF
1995 Mark Bellhorn, SS
1997 Kevin Knorst, P
1998 Hayden Gliemmo, OF
 Heath Kelly, 2B
 Chad Wandall, 3B
1999 Mailon Kent, OF
2003 Bobby Huddleston, C
 Arnold Hughey, P
 Javon Moran, OF





AUBURN IN MLB

JACK BAKER

Year	Team	G	Avg	AB	R	H	RBI	2B	3B	HR
1976	Boston	12	.130	23	1	3	2	0	0	1
1977	Boston	2	.000	3	0	0	0	0	0	0
Totals (2 years)		14	.115	26	1	3	2	0	0	1

SAM BARNES

Year	Team	G	Avg	AB	R	H	RBI	2B	3B	HR
1921	Detroit	7	.182	11	2	2	0	1	0	0

COLTER BEAN

Year	Team	G/GS	W-L	SV	FRA	IP	H	BB	SO
2005	N.Y. (AL)	1/0	0-0	0	4.50	2.0	1	2	2
2006	N.Y. (AL)	2/0	0-0	0	9.00	2.0	2	2	1
2007	N.Y. (AL)	3/0	0-1	0	12.00	3.0	5	5	2
Totals (3 years)		6/0	0-1	0	9.00	7.0	8	9	5

JOE BECKWITH

Year	Team	G/GS	W-L	SV	FRA	IP	H	BB	SO
1979	LA (NL)	17/0	1-2	2	4.38	37.0	42	15	28
1980	LA (NL)	38/0	3-3	0	1.95	60.0	60	23	40
1982	LA (NL)	19/1	2-1	1	2.70	40.0	38	14	33
1983	LA (NL)	42/3	3-4	1	3.55	71.0	73	35	50
1984	Kansas City	49/1	8-4	2	3.40	100.2	92	25	75
1985	Kansas City	49/0	1-5	1	4.07	95.0	99	32	80
1986	LA (NL)	15/0	0-0	0	6.87	18.1	28	6	13
Totals (7 years)		229/5	18-9	7	3.54	422.0	432	150	319

MARK BELLHORN

Year	Team	G	Avg	AB	R	H	RBI	2B	3B	HR
1997	Oakland	68	.228	224	33	51	19	9	1	6
1998	Oakland	11	.083	12	1	1	1	0	0	0
2000	Oakland	9	.154	13	2	0	0	0	0	0
2001	Oakland	38	.135	74	11	10	4	1	2	1
2002	Chi. (NL)	146	.258	445	86	115	56	24	4	27
2003	Chi./Colo.	99	.221	249	27	55	26	10	1	12
2004	Boston	138	.264	523	93	138	82	37	3	17
2005	Bos./N.Y. (AL)	94	.210	300	43	63	30	20	0	8
2006	San Diego	115	.190	253	26	48	27	11	2	8
2007	Cincinnati	13	.071	14	2	1	1	0	0	0
Totals (10 years)		731	.230	2107	324	484	246	113	13	69

CHRIS BOOTCHECK

Year	Team	G/GS	W-L	SV	FRA	IP	H	BB	SO
2003	Anaheim	4/1	0-1	0	9.58	10.1	16	6	7
2005	Anaheim	5/2	0-1	1	3.38	18.2	19	4	8
2006	Anaheim	7/0	0-1	0	10.45	10.1	16	9	7
2007	Anaheim	5/1/0	3-3	0	4.77	77.1	81	24	56
2008	Anaheim	10/0	0-1	0	10.13	16.0	30	12	14
2009	Pittsburgh	13/0	0-0	0	11.05	14.2	16	9	13
2013	N.Y. (AL)	1/0	0-0	0	9.00	1.0	2	2	1
Totals (7 years)		91/3	3-7	1	8.33	148.1	180	66	106

SOL CARTER

Year	Team	G/GS	W-L	SV	FRA	IP	H	BB	SO
1931	Philadelphia	2/0	0-0	0	19.29	2.1	1	4	1

JUSTIN CHRISTIAN

Year	Team	G	Avg	AB	R	H	RBI	2B	3B	HR
2008	N.Y. (AL)	24	.250	40	6	10	6	3	0	0
2011	San Fran.	18	.255	47	6	12	4	5	0	0
2012	San Fran.	34	.125	56	6	7	2	1	0	0
Totals (3 years)		76	.203	143	18	29	12	9	0	0

EVAN CRAWFORD

Year	Team	G/GS	W-L	SV	FRA	IP	H	BB	SO
2012	Toronto	10/0	0-0	0	6.75	8.0	10	4	5

JOSH DONALDSON

Year	Team	G	Avg	AB	R	H	RBI	2B	3B	HR
2010	Oakland	14	.156	32	1	5	4	1	0	1
2012	Oakland	75	.241	274	34	66	33	16	0	9
2013	Oakland	158	.301	579	89	174	93	37	3	24
2014	Oakland	158	.255	608	93	155	98	31	2	29
2015	Toronto	158	.297	620	122	184	123	41	2	41
Totals (5 years)		563	.276	2113	339	584	351	126	7	104

CHARLIE GIBSON

Year	Team	G	Avg	AB	R	H	RBI	2B	3B	HR
1924	Philadelphi	12	.133	15	1	2	1	0	0	0

GEORGE GRANT

Year	Team	G/GS	W-L	SV	FRA	IP	H	BB	SO
1923	St. Louis (AL)	4/0	0-0	0	5.19	8.2	15	3	2
1924	St. Louis (AL)	21/2	1-2	0	6.26	50.1	67	25	11
1925	St. Louis (AL)	12/0	0-2	0	6.06	16.1	26	8	7
1927	Cleveland	25/3	4-6	1	4.46	74.2	85	40	19
1928	Cleveland	28/18	10-8	0	5.04	155.1	196	76	39
1929	Cleveland	12/0	0-2	0	10.50	24.0	41	23	5
1931	Pittsburgh	11/0	0-0	0	7.41	17.0	28	7	6
Totals (7 years)		113/23	15-20	1	5.64	346.1	458	182	89

IVY GRIFFIN

Year	Team	G	Avg	AB	R	H	RBI	2B	3B	HR
1919	Philadelphia	17	.294	68	5	20	6	2	2	0
1920	Philadelphia	129	.238	467	46	111	20	15	1	0
1921	Philadelphia	39	.320	103	14	33	13	4	2	0
Totals (3 years)		185	.257	638	65	164	39	21	5	0

GABE GROSS

Year	Team	G	Avg	AB	R	H	RBI	2B	3B	HR
2004	Toronto	44	.209	129	18	27	16	4	0	3
2005	Toronto	40	.250	92	11	23	7	4	1	1
2006	Milwaukee	117	.274	208	42	57	38	15	0	9
2007	Milwaukee	93	.235	183	28	43	24	12	2	7
2008	Mil/Tampa	143	.238	345	46	82	40	16	3	13
2009	Tampa	115	.227	282	31	64	36	16	1	6
2010	Oakland	105	.239	222	27	53	25	11	1	1
Totals (7 years)		657	.239	1461	203	349	186	78	8	40

JOSH HANCOCK

Year	Team	G/GS	W-L	SV	FRA	IP	H	BB	SO
2002	Boston	3/1	0-1	0	3.68	7.1	5	2	6
2003	Philadelphia	2/0	0-0	0	3.00	3.0	2	0	4
2004	Cin/Phil	16/11	5-2	0	5.09	63.2	73	28	36
2005	Cincinnati	11/0	1-0	0	1.93	14.0	11	1	5
2006	St. Louis	62/0	3-3	1	4.09	77.0	70	23	50
2007	St. Louis	8/0	0-1	0	3.55	12.2	14	5	9
Totals (6 years)		102/12	9-7	1	4.20	177.2	175	59	110

BRYAN HEBSON

Year	Team	G/GS	W-L	SV	FRA	IP	H	BB	SO
2003	Montreal	2/0	0-0	0	13.50	2.0	4	1	1

BILLY HITCHCOCK (PLAYER)

Year	Team	G	Avg	AB	R	H	RBI	2B	3B	HR
1942	Detroit	85	.211	280	27	59	29	8	1	0
1946	Det./Wash.	101	.210	357	27	75	25	8	3	0
1947	St. Louis (AL)	80	.222	275	25	61	28	2	2	1
1948	Boston (AL)	49	.298	124	15	37	20	3	2	1
1949	Boston (AL)	55	.204	147	22	30	9	6	1	0
1950	Phila. (AL)	115	.273	399	35	109	54	22	5	1
1951	Phila. (AL)	77	.306	222	27	68	36	10	4	1
1952	Phila. (AL)	119	.246	407	45	100	56	8	4	1
1953	Detroit	22	.211	38	8	8	0	0	0	0
Totals (9 years)		703	.243	2249	231	547	257	67	22	5

BILLY HITCHCOCK (MANAGER)

Year	Team	W-L	Pct.	Finish
1960	Detroit	1-0	1.000	6th
1962	Baltimore	77-85	.475	7th
1963	Baltimore	86-76	.531	4th
1966	Atlanta	33-18	.647	5th
1967	Atlanta	77-82	.484	7th
Totals (5 years)		274-261	.512	



AUBURN IN MLB

JIM PYBURN

Table with columns: Year, Team, G, Avg, AB, R, H, RBI, 2B, 3B, HR. Rows for 1955, 1956, 1957 Baltimore and a 3-year total.

STEVEN REGISTER

Table with columns: Year, Team, G/GS, W-L, SV, ERA, IP, H, BB, SO. Rows for 2008, 2009 Philadelphia and a 2-year total.

DAVID ROSS

Table with columns: Year, Team, G, Avg, AB, R, H, RBI, 2B, 3B, HR. Rows from 2002 to 2015 and a 14-year total.

BEN SANKEY

Table with columns: Year, Team, G, Avg, AB, R, H, RBI, 2B, 3B, HR. Rows for 1929, 1930, 1931 Pittsburgh and a 3-year total.

ED SHERLING

Table with columns: Year, Team, G, Avg, AB, R, H, RBI, 2B, 3B, HR. Row for 1924 Philadelphia.

RED SMITH

Table with columns: Year, Team, G, Avg, AB, R, H, RBI, 2B, 3B, HR. Rows from 1911 to 1919 Brooklyn/Boston and a 9-year total.

LEVALE SPEIGNER

Table with columns: Year, Team, G/GS, W-L, SV, ERA, IP, H, BB, SO. Rows for 2007, 2008 Washington and a 2-year total.

SCOTT SULLIVAN

Table with columns: Year, Team, G/GS, W-L, SV, ERA, IP, H, BB, SO. Rows from 1995 to 2004 Cincinnati/Kansas City and a 10-year total.

STUART TATE

Table with columns: Year, Team, G/GS, W-L, SV, ERA, IP, H, BB, SO. Row for 1989 San Francisco.

CLETE THOMAS

Table with columns: Year, Team, G, Avg, AB, R, H, RBI, 2B, 3B, HR. Rows from 2008 to 2013 Detroit/Minnesota and a 4-year total.

FRANK THOMAS

Table with columns: Year, Team, G, Avg, AB, R, H, RBI, 2B, 3B, HR. Rows from 1990 to 2008 Chicago/Toronto and an 18-year total.

TAYLOR THOMPSON

Table with columns: Year, Team, G/GS, W-L, SV, ERA, IP, H, BB, SO. Rows for 2014, 2015 Chicago/Oakland and a 2-year total.

COOT VEAL

Table with columns: Year, Team, G, Avg, AB, R, H, RBI, 2B, 3B, HR. Rows from 1958 to 1963 Detroit and a 6-year total.

JOHNNY WATWOOD

Table with columns: Year, Team, G, Avg, AB, R, H, RBI, 2B, 3B, HR. Rows from 1929 to 1939 Chicago/Philadelphia and a 6-year total.

MLB HONORS & AWARDS

NATIONAL BASEBALL HALL OF FAME

2014 Frank Thomas (first ballot)

MOST VALUABLE PLAYER

1993 Frank Thomas, Chicago (AL)
1994 Frank Thomas, Chicago (AL)
2015 Josh Donaldson, Toronto (AL)

ROOKIE OF THE YEAR

1989 Gregg Olson, Baltimore (AL)

COMEBACK OF THE YEAR

2010 Tim Hudson, Atlanta

ALL-STAR GAME MVP

1989 Bo Jackson, Kansas City

ALL-STAR GAME PARTICIPANTS

1989 BO JACKSON [MVP]

1990 Gregg Olson

1993 Frank Thomas

1994 FRANK THOMAS

1995 FRANK THOMAS

1996 Frank Thomas

1999 Tim Hudson

2004 Tim Hudson*

2014 JOSH DONALDSON

Tim Hudson

2015 JOSH DONALDSON ^

All CAPS indicates starter / * Injured, did not play / ^ Leading vote getter

WORLD SERIES PARTICIPANTS

JOE BECKWITH

Table with columns: Year, Team, G/GS, W-L, SV, ERA, IP, H, BB, SO. Row for 1985 Kansas City.

Joe Beckwith was also a part of the 1983 World Series Champion Los Angeles Dodgers but did not pitch in any of the games.

MARK BELLHORN

Table with columns: Year, Team, G, Avg, AB, R, H, RBI, 2B, 3B, HR. Row for 2004 Boston.

JUSTIN CHRISTIAN

Christian was on the 2012 San Francisco Giants roster during the regular season but did not appear on the post-season roster

GABE GROSS

Table with columns: Year, Team, G, Avg, AB, R, H, RBI, 2B, 3B, HR. Row for 2008 Tampa Bay.

JOSH HANCOCK

Hancock was on the 25-man roster for the 2006 World Series Champion St. Louis Cardinals but did not make an appearance in any of the games.

TIM HUDSON

Table with columns: Year, Team, G/GS, W-L, SV, ERA, IP, H, BB, SO. Row for 2014 San Francisco.

TERRY LEACH

Table with columns: Year, Team, G/GS, W-L, SV, ERA, IP, H, BB, SO. Row for 1991 Minnesota.

Leach was also on the 1986 New York Mets World Series team but did not appear on the post season roster

JIMMY OUTLAW

Table with columns: Year, Team, G, Avg, AB, R, H, RBI, 2B, 3B, HR. Row for 1945 Detroit.

RAY PRIM

Table with columns: Year, Team, G/GS, W-L, SV, ERA, IP, H, BB, SO. Row for 1945 Chicago (NL).

DAVID ROSS

Table with columns: Year, Team, G, Avg, AB, R, H, RBI, 2B, 3B, HR. Row for 2013 Boston.

FRANK THOMAS

Thomas was a member of the 2005 World Series Champion Chicago White Sox but did not play in the series due to injury.





AUBURN IN MLB DRAFT

YEAR	PLAYER, POS.	ROUND	CLUB
1965	Monte Sharp, LHP	22	Milwaukee
	Scott Long, SS*	52	Houston
1966	Edward Long, SS*	5	NY Yankees
	Ralph Walls, 3B	40	Atlanta
1967	Ray Cox, C	13	Cleveland
	Q.V. Lowe, RHP	19	Chicago Cubs
	George McKenzie, 2B	33	Detroit
1968	Michael Peden, C	18	Oakland
	Thomas Smith, RHP	2	Oakland
1970	Richard Nance, LHP*	2	Milwaukee
	Rick Eisenacher, RHP*	6	Baltimore
1971	Earl Nance, LHP*	3	Chicago White Sox
	Rick Eisenacher, RHP*	5	Detroit
	Ken Dempsey, OF	3	Minnesota
	Earl Nance, LHP	2	Boston
	Rick Eisenacher, RHP*	5	Minnesota
	Jack Baker, RHP	26	Boston
1975	James Handley, RHP	19	Chicago White Sox
	Davis May, RHP	24	Minnesota
1976	Terry Leach, RHP*	7	Boston
	Joe Beckwith, RHP*	12	Cleveland
	Ritchie Howard, 3B	28	Pittsburgh
1977	Joe Beckwith, RHP	2	Los Angeles
1978	Dom Fucci, 1B-OF*	6	Chicago White Sox
1979	Dom Fucci, 1B	5	Chicago White Sox
	Pat Keedy, 2B	5	California
	Steve Rentme, OF*	7	California
1980	Phil Deriso, LHP*	10	Montreal
	Mark Shiflett, LHP*	12	San Francisco
1981	John Tutt, OF	8	Baltimore
	Phil Deriso, LHP	18	Cleveland
	Mark Shiflett, LHP	27	New York Yankees
1982	Doug Gilcrease, SS	7	Kansas City
	Darryl Wilks, OF-1B	11	Cincinnati
	John Metasavage, 3B	25	New York Mets
	Dave Heath, C	26	California
1983	Bob Berry, 3B	36	Atlanta
1984	Stu Tate, RHP	8	San Francisco
1985	Tim McLain, RHP	7	Seattle
	Tim Lemons, 1B-RHP	13	Kansas City
	Bo Jackson, OF*	20	California
1986	Bo Jackson, OF	4	Kansas City
	Paul Foster, OF	26	Detroit
	David Plumb, C	26	Atlanta
1987	Mark Chapman, RHP	18	Milwaukee
1988	Gregg Olson, RHP	1	Baltimore
	Stacy Jones, RHP	3	Baltimore
	Jeff Livesey, C	13	New York Yankees
	David Adams, RHP*	29	St. Louis
	Ed Ohman, RHP	46	Texas
1989	Frank Thomas, 1B	1	Chicago White Sox
1990	Mike Ferry, RHP	4	Cincinnati
	Chris Hart, OF	5	Oakland
	Tim Edge, C	6	Pittsburgh
	Brad Holman, RHP	35	Detroit
1991	Tommy Carter, LHP	7	New York Yankees
	Andy Albrecht, OF	13	New York Yankees
	Brad Parker, 3B	34	Oakland
	Jeff Leatherman, 1B	47	Pittsburgh
1992	Scott Sullivan, RHP*	39	Milwaukee
1993	Scott Sullivan, RHP	2	Cincinnati
	Chris Christopher, OF	12	St. Louis
	John Powell, RHP*	13	New York Mets
	Jason Johnson, RHP	19	Colorado
	Jon Hebel, RHP	29	Cincinnati
1994	John Powell, RHP	9	Texas
	Frank Sanders, OF*	14	Seattle
	Brandon Moore, SS	17	Chicago White Sox
	Shawn McNally, RHP*	53	NY Mets
1995	Mark Bellhorn, SS	2	Oakland
	Shawn McNally, OF	13	St. Louis
	Jay Waggoner, 1B	23	Detroit
	Chris Morrison, RHP	34	Oakland
1996	Elliot Brown, RHP	6	Tampa Bay
	Kirby Clark, C	33	Philadelphia
1997	Bryan Hebson, RHP	1	Montreal
	Patrick Dunham, RHP	3	Seattle
	Tim Hudson, RHP	6	Oakland
	Finley Woodward, RHP	10	St. Louis
	Rah Marary, 2B	12	St. Louis
1998	Scott Pratt, SS	3	Cleveland
	Heath Kelly, 2B	15	Florida
	Josh Etheredge, OF	17	Colorado

YEAR	PLAYER, POS.	ROUND	CLUB
1999	Brent Schoening, RHP	5	Minnesota
	Casey Dunn, C	15	Kansas City
	Chad Wandall, SS	21	Minnesota
	Brad Weis, LHP	28	Minnesota
	Paul Turco, SS	39	San Francisco
2000	Chris Bootcheck, RHP	1	Anaheim
	Dominic Rich, 2B	2	Toronto
	Brandon Mayfield, RHP	11	Philadelphia
	Todd Faulkner, 1B*	12	New York Mets
	Mailon Kent, OF*	30	St. Louis
2001	Gabe Gross, OF	1	Toronto
	Mailon Kent, OF	12	Atlanta
	Todd Faulkner, 1B	22	New York Yankees
	Trent Pratt, C	34	Arizona
2002	Jonathan Schuerholz, SS	8	Atlanta
	Trent Pratt, C	12	Philadelphia
	Mike Mueller, RHP	16	Atlanta
2003	Javon Moran, OF	5	Philadelphia
	Levale Speigner, RHP	14	Minnesota
	Bobby Huddleston, C	23	Detroit
	Calby Paxton, RHP*	32	Texas
2004	Steven Register, RHP	3	Colorado
	Sean Gamble, OF	6	Philadelphia
	Tug Hulet, 2B	14	Texas
	Chuck Leraloman, SS	21	Boston
2005	Josh Sullivan, RHP	5	Colorado
	Josh Bell, C	6	Toronto
	Clete Thomas, OF	6	Detroit
	John Madden, RHP	8	San Diego
	Michael Nix, RHP	11	Atlanta
	Arnold Hughley, LHP	13	San Diego
	Karl Amonite, 1B	13	New York Yankees
2006	Chris Dennis, RHP*	40	Texas
2007	Josh Donaldson, C	1	Chicago Cubs
	Russell Dixon, OF	7	Houston
	Bruce Edwards, OF	15	San Francisco
	Brett Butts, RHP	19	Atlanta
	Mike Bianucci, OF*	23	Anaheim
	Philip Stringer, IF	24	Houston
	Josh Blake, LHP	35	Arizona
2008	Mike Bianucci, OF	8	Texas
	Evan Crawford, LHP	8	Toronto
	Matt Hall, IF	10	Tampa Bay
	Luke Greinke, UTIL	12	New York Yankees
	Bryan Woodall, RHP	21	Arizona
	Taylor Thompson, RHP*	25	Chicago White Sox
2009	Joseph Sanders, IF	5	Colorado
	Scott Shuman, RHP	19	Tampa Bay
	Paul Burnside, RHP	39	Chicago White Sox
	Taylor Thompson, RHP	44	Chicago White Sox
2010	Trent Mummey, OF	4	Baltimore
	Hunter Morris, IF	4	Milwaukee
	Cole Nelson, LHP	10	Detroit
	Grant Dayton, LHP	11	Florida
	Austin Hubbard, RHP	14	Tampa Bay
	Ryan Jenkins, C	17	Kansas City
	Brian Fletcher, OF	18	Kansas City
	Kevin Patterson, OF/1B*	23	Tampa Bay
	Bradley Hendrix, RHP*	30	Cincinnati
	Justin Fradejas, OF*	35	Colorado
	Stephen Kohlscheen, RHP	45	Seattle
2011	Dan Gamache, IF	6	Pittsburgh
	Casey McElroy, IF	11	San Diego
	Derek Varadore, RHP*	17	Florida
	Bradley Hendrix, RHP*	22	Tampa Bay
	Tony Caldwell, C	24	Florida
	Kevin Patterson, 1B/DH	30	Toronto
2012	Derek Varadore, RHP	9	New York Yankees
	Ryan Tella, OF*	11	San Francisco
	Slade Smith, RHP	17	Detroit
	Creede Simpson, IF	25	Baltimore
2013	Garrett Cooper, 1B	6	Milwaukee
	Conner Kendrick, LHP	9	New York Yankees
	Will Kendall, LHP	30	Pittsburgh
	Jay Gonzalez, OF*	39	Texas
2014	Trey Cochran-Gill	17	Seattle
	Damek Tomscha	17	Philadelphia
	Rocky McCord*	31	Kansas City
2015	Trey Wingenter	17	San Diego
	Rocky McCord	26	Baltimore

KEY
 * - Did not sign; ^ - January Secondary Phase; % - June Regular Phase; S - June Secondary Phase; Sd - June Secondary Delayed; Sa - June Secondary Active; # - January Regular Phase; & - Supplemental; () - Draft Pick



LETTERWINNERS (1949-PRESENT)

• A-A-A •

Table listing letterwinners under 'A-A-A' including names like ADAMS, David and ALBERCHT, Andy with their respective years.

• B-B-B •

Table listing letterwinners under 'B-B-B' including names like BACHUS, Jim and BAILEY, Dennis with their respective years.

Table listing letterwinners under 'A-A-A' (continued) including names like BROWN, Todd and BRYANT, Justin with their respective years.

• C-C-C •

Table listing letterwinners under 'C-C-C' including names like CALDWELL, Tony and CAMERON, Bill with their respective years.

• D-D-D •

Table listing letterwinners under 'D-D-D' including names like DAILEY, Gary and DANIEL, Harry with their respective years.

• E-E-E •

Table listing letterwinners under 'E-E-E' including names like EBERT, Jordan and ELMORE, Verdo with their respective years.

• F-F-F •

Table listing letterwinners under 'F-F-F' including names like FAULKNER, Scott and FELIX, Mike with their respective years.

Table listing letterwinners under 'D-D-D' (continued) including names like FREDERICK, Rex and FRIEND, DeWayne with their respective years.

• G-G-G •

Table listing letterwinners under 'G-G-G' including names like GAINOUS, Trey and GALLAGHER, Garry with their respective years.

• H-H-H •

Table listing letterwinners under 'H-H-H' including names like HAECKER, Damon and HAEFNER, Joe with their respective years.





LETTERWINNERS (1949-PRESENT)

HITCHCOCK, Billy.....1936-37
 HITCHCOCK, Jimmy.....1931-32-33
 HNYTKA, Mike.....2004-05
 HOEHLE, Gene.....1950-51-52
 HOLLIS, Joe.....1968-69
 HOWARD, Richie.....1975-76
 HUBBARD, Austin.....2007-08-09-10
 HUDDLESTON, Bobby.....2000-01-02-03
 HUDLOW, Kyle.....2002
 HUDSON, Jim.....1959-60-61
 HUDSON, Robert.....1975-76-77
 HUDSON, Tim.....1996-97
 HUDSON, Trent.....1981-82-83
 HUGHEY, Arnold.....2002-03-04-05
 HULETT, Tug.....2002-03-04
 HULSEY, Tim.....1971-72-73
 HUMPHREYS, Kevin.....1994-95
 HUMPHRIES, Lynn.....1978-79
 HURST, Michael.....2007-08-09-10
 HUSKINS, Joey.....2005
 HUTCHISON, Mark.....1983

• I-I-I •

INGALLS, Kyle.....1985

• J-J-J •

JACKSON, Bo.....1983-85-86
 JACOBS, Jon Luke.....2009-10-11-12
 JACOBSON, Greg.....1984-85-86-87
 JAMES, Bob.....1957-58
 JENKINS, George.....1934
 JENKINS, Ryan.....2006-07-08-10
 JERLOMAN, Chuck.....2002-03-04
 JOHNSON, Jason.....1991-92-93
 JOHNSON, Terry.....1983
 JOHNSTON.....1952
 JOHNSTON, Shot.....1958
 JOHNSTONE, Tyler.....2005-06
 JONES, Ben.....2006-07-08-09
 JONES, George.....1998
 JONES, Jake.....1951-52
 JONES, Justin.....2008
 JONES, Sean.....2002
 JONES, Lynn.....1971-72-73
 JONES, Stacy.....1986-87-88
 JORDAN, Bobby.....1952
 JORDAN, Kevin.....1983-84

• K-K-K •

KAIN, Larry.....1969-71
 KANAKIS, Connie.....1955-56
 KANAKIS, Peter.....1995
 KEEDY, Pat.....1977-78-79
 KEENER, Harold.....1956
 KELLEY, Hunter.....2013
 KELLEY, Ty.....2008-09-10
 KELLY, Heath.....1997-98
 KENDALL, Will.....2011-12-13
 KENDRICK, Conner.....2013
 KENT, Mailon.....1963
 KENT, Mailon.....1998-99-00-01
 KERSH, Jamie.....1996-97-98-99
 KEY, Ken.....1992-93-94-95
 KILLIMETT, Mike.....1991-92-93-94
 KINLAW, Dennis.....1949
 KIRKLAND, Randy.....1974
 KNIGHT, Billy.....1977
 KNODEL, Tom.....1989-90
 KNORST, Kevin.....1997-98-99-00

KOCH, Alan.....1958-59-60
 KOGER, Daniel.....2012-13
 KOHLSCHHEEN, Stephen.....2010
 KRAFT, Tony.....1971
 KRONFELD, Turner.....1942-43

• L-L-L •

LANIER, L.F.....1954-56-57-58
 LASTER, Jimmy.....1956-57-58
 LATHAM, Bill.....1978-79-80-81
 LAWRENCE, Bill.....1971-72-73-74
 LAZENBY, Beal.....1969
 LEACH, Terry.....1973-74-75-76
 LEATHERMAN, Jeff.....1988-89-90-91
 LeBOEUF, Jason.....1992-93-94-95
 LEE, Mack.....1953
 LEE, Jeff.....1986
 LEE, Jimmy.....1958
 LEMMONS, Tim.....1984-85
 LETCHWORTH, Bill.....1949-50-51
 LEWIS, Robert.....1991-92-93-94
 LEWTER, Jerry.....1963-64-65
 LIPSCOMB, Cole.....2015
 LITTLE, Danny.....1968-69
 LIVESEY, Jeff.....1985-86-87-88
 LOCKARD, Jim.....1951-52
 LOGAN, Bill.....1950-51
 LOGAN, Blake.....2014-15
 LOLLEY, Gary.....1984
 LONG, Bill.....1957
 LONG, Lance.....1982-83
 LONG, Scotty.....1965-66-67
 LORINO, Tommy.....1957-58
 LOWE, Martin.....1977
 LOWE, Q.V.....1966-67
 LUCKIE, Cory.....2008-10-11-12
 LUNA, Brandon.....2001
 LUNDSTROM, Jay.....1960

• M-M-M •

MACRORY, Rob.....1994-95-96-97
 MADDEN, John.....2004-05
 MAITLAND, Ben.....2004-05
 MARTIN, Jimmy.....1962-63-64
 MARTIN, Joey.....1968-69-70-71
 MARTIN, John.....1956-57-58
 MARTIN, Mike.....1990
 MASON, Sam.....2005-06
 MASTEN, Andy.....2006
 MATSON, Larry.....1966
 MAXWELL, Jack.....1949
 MAY, Davis.....1974-75
 MAYO, Kyle.....2004
 MAYFIELD, Brandon.....2000
 McAFEE, Emmett.....1949
 McCANN, Chezz.....2009
 McClAIN, Tim.....1982-84-85
 McClANAHAN, Mark.....1974-75-76
 McCLENDON, Tom.....1953-54-55
 McCORD, Rocky.....2012-13-14-15
 McCREE, John.....1959-60-61
 McDUFFIE, Dennis.....1962
 McDUFFIE, Fred.....1957-58
 McELROY, Casey.....2009-10-11
 McFATTER, Jon.....1984-85
 McKENZIE, Pete.....1965-66-67
 McMAHAN, Warren.....1934
 McMILLAN, Gilbert.....1934
 McMURRY, Bill.....1950-52-53
 McMURRY, Dick.....1951-52

McNALLY, Shawn.....1994-95
 McQUAGGE, Mark.....1989
 MEDDOWS, Michael.....2005
 MERCHANT, Andy.....1969-70-71-72
 MEREDITH, John.....1950
 METASAVAGE, John.....1981-82
 MIKISIS, Jim.....2004
 MILLIKER, Geoff.....1980
 MILLIMAN, Jacob.....2014-15
 MILLER, Buck.....1989
 MILLER, David.....1983-85
 MILLER, Mickey.....1973-74-75-76
 MIMS, Drew.....2005
 MITCHELL, Neal.....1982
 MOCK, Alan.....1979-80-81
 MOCK, Julian.....1949-50-51
 MOGENTALE, David.....1981-82
 MONTE, Sam.....1965
 MONTGOMERY, Steve.....1975-76-77-78-79
 MOORE, Brandon.....1991-92-93-94
 MOORE, Chuck.....1975-76-77
 MOORE, Bobby.....1982
 MOORER, John.....1988-89-90
 MORAN, Javon.....2001-02
 MORGAN, Malvern.....1937-38-39
 MORRIS, Andrew.....2011
 MORRIS, Hunter.....2008-09-10
 MORRIS, Mutt.....1934
 MORRIS, Tex.....1982
 MORRISON, Chris.....1994-95
 MORRISON, Gray.....1976-77-78
 MORTON, Miles.....2009
 MORTON, Tom.....1973-74-75-76
 MOWEN, David.....1976
 MUELLER, Mike.....2002
 MUGARDITCHIAN, John.....1980
 MULLINS, Cliff.....2005
 MUMMEY, Trent.....2008-09-10
 MURPHY, Austin.....2015
 MURPHY, Sonny.....1971-72

• N-N-N •

NAGEL, Bob.....1952-53-54
 NAIR.....1952
 NANCE, Earl.....1968-69-70-71
 NEESE, Jordan.....2010
 NELSON, Cole.....2010
 NEWI, Alec.....1990-91-92-93
 NICELY, Clarence.....2005-06
 NICHOLS, George.....1962-63-64
 NICHOLS, Larry.....1960-61-62
 NIX, Gary.....1984
 NIX, Lloyd.....1957-58-59
 NIX, Mark.....1969
 NIX, Michael.....2004-05
 NORTON, Jocko.....1949-50
 NORTON, John.....1978
 NOVAK, Rob.....1990
 NULPH, Cody.....2015

• O-O-O •

O'BARR, Bill.....1934
 O'DONNELL, Todd.....1989-90-91-92
 O'HARE, David.....1973-74-75-76
 OHMAN, Ed.....1985-86-87-88
 OLSON, Gregg.....1986-87-88
 O'NEAL, Michael.....2013-14
 O'NEIL, Chris.....2008-09-10-11
 ORR, John.....1934
 ORTMAN, Dillon.....2011-12-13-14

ORTMAN, Kody.....2012-13
 OSBORNE, Jay.....2005-06
 OVERSHEET, Winton.....1954-55-56-57
 OVERTON, Joe.....1962-63
 OWENS, Tommy.....1977
 OZMANT, Wayne.....1962

• P-P-P •

PAIR, Doyle.....1956
 PAINTER, Barry.....1978-79-80-81
 PARKER, Brad.....1991
 PARSONS, Bill.....1953
 PATTERSON, Kevin.....2008-09-10-11
 PAXTON, Colby.....2001-02-03-04
 PEARCE, Earl.....1950-51-52
 PEARCE, Herbie.....1954-55-56-57
 PEDEN, Mike.....1967-68
 PENDLETON, Jon.....1978
 PENRY, Andy.....1984
 PFAB, Chuck.....1976
 PHILIPS, Sterling.....1979-80
 PIRRO, Mike.....1987
 PLUMB, David.....1983-84-85-86
 POLSTON, Alex.....2015
 POWELL, Jeff.....1989-90
 POWELL, John.....1990-91-92-93-94
 POWELL, Jimmy.....1953-54-55-56
 PRATT, Scott.....1998
 PRATT, Trent.....2001-02
 PREBLE, Clark.....1988-89
 PRESCOTT, Trey.....2005
 PRICE, Dexter.....2009-10
 PYBURN, Jim.....1953-54-55
 PYLE, George.....1953

• R-R-R •

RAMSEY, Jack.....1953-54-55
 RANCONT, Pete.....1970-71
 RANDAZZA, Greg.....1988
 RASBERRY, Jonathan.....2006
 RAY, Bradley.....2008-09
 RAY, Sean.....2008-09-10-11
 REA, Steve.....1973-74-75-76
 REGISTER, Steven.....2002-03-04
 REID.....1952
 REIF, Derek.....1997-98-99
 RENFROE, Steve.....1977-78-79-80
 RENNER, Scott.....1987-88-89-91
 RENTZ, Dalton.....2015
 RHODES, Bob.....1979
 RICH, Dominic.....1998-99-00
 RICKS, Russell.....1982-83
 ROBERSON, Billy Ray.....1953-56-57
 ROBERT, Daniel.....2014-15
 ROBERTS, Quineth.....1958
 ROBINSON, Keith.....1985
 ROBINSON, Robbie.....1959
 ROBISON, Vince.....1951
 RODENHIZER, Sam.....1972-73-74
 ROGAN, Tom.....1977
 ROGERS.....1952
 ROLLIN, Danny.....1977
 RONEY, Reid.....1981
 RONEY, Scott.....1978-79-80
 ROSENWALD, Matt.....2005
 ROSS, David.....1996-97
 ROSSI, Phil.....2010
 ROWELL, Tim.....1978-79
 RUCH, Dallan.....1994-95-96
 RUCKER, Jack.....1949-51



LETTERWINNERS (1949-PRESENT)

RUCKER, Rock2013
 RUSH, Chuck..... 1971-72-73
 RUSHING, Roney 1977-78-79-80
 RUSSELL, Erskine 1949
 RUSSELL, Hamp 1971
 RYERSON, Jim 1986-87

• S-S-S •

SAIA, Paul 1975
 SAIN, Derek 2003-04-05-06
 SANDERS, Frank 1994
 SANDERS, Joseph 2007-08-09
 SARMIENTO, Steve 1985
 SAUCEDA, Marc 1981-82
 SAVAGE, Morris 1957-58-59
 SAVAGE, Patrick 2010-11-12-13
 SAYERS, Mark 1984-85-86
 SCHADE, Scott 2001-02
 SCHARDT, Mitch 1995
 SCHOENING, Brent 1997-98-99
 SCHREMSHER, Bob 1962
 SCHROLL, Greg 1979
 SCHUERHOLZ, Jonathan 2000-01-02
 SCHULTZ, Matt 2013
 SEAMAN, Richard 1962-63
 SELF, Mitchell 2010-11-12-13
 SENN, Brian 1991-92
 SENN, Chris 1983-84
 SHACKELFORD, Duke 1964
 SHAFER, John 1968-69
 SHAFFER, J.J. 2014-15
 SHALOUB, Rob 1988
 SHANKS, Cliff 1993
 SHAREK, Vic 1973-74
 SHARPE, Monty 1964-65
 SHELL, Alton 1955-56
 SHEPHERD, Scott 1991
 SHERIDAN, Tim 1991
 SHIFFLET, Mark 1978-79-80-81
 SHIRLEY, Craig 2013
 SHIRLEY, Jim 1958-59-61
 SHOOP, Lynn 2001
 SHORE, Jared 2004-05
 SHORR, Adam 1989
 SHORT, Connor 2014
 SHUGART, Kim 1972-73-74
 SHUMAN, Bennett 1971-72-73
 SHUMAN, Scott 2007-08-09
 SIMMONS, George 1967-68
 SIMMONS, Johnny 1972
 SIMPSON, Creede 2010-11-12
 SIWA, Joe 1987-89
 SIWA, Ron 1986
 SKINNER, Andrew 2001-02
 SKINNER, Eric 2007-08
 SKINNER, Kent 1976
 SLATER, Andrew 1999-00
 SLOCUM, Jake 2005
 SMITH, Charlie 1984-85-86-87
 SMITH, Dylan 2013-14-15
 SMITH, Gary 1981-82-84
 SMITH, Jarred 2012
 SMITH, Mark 1990
 SMITH, Ross 2007
 SMITH, Russell 1981-82-83
 SMITH, Slade 2010-11-12
 SMITH, Tommy 1967
 SMITH, Tracy 1991
 SNOW, Ernie 1950-52-53
 SNOW, Henry 1951
 SORRELL, Robert 1979-80-81-82

SPRAGUE, Ben 2004-05
 SPEIGNER, Brent 2000
 SPEIGNER, Levale 2000-01-02-03
 SPIVEY, Ben 1976-77
 SPRUILL, Dustin 2007
 STACEY, Adam 2005
 STANLEY, Ryan 2006-07
 STAPLETON, Josh 2006
 STAUB, Eddie 1974-76
 STERLING, Joe 1949-50
 STRAITON, Johnny 1966-67-68
 STRICKLAND, Bill 1974
 STRINGER, Philip 2005-06-07
 STURKIE, Henry 1955
 SULLIVAN, Adam 1996-97
 SULLIVAN, David 1974-75-76-77
 SULLIVAN, Josh 2004-05
 SULLIVAN, Scott 1991-92-93
 SUNSERI, Dean 1983
 SUSCE, Paul 1953-54-55-56
 SWAIM, Mike 1981-82
 SVETLAY, Vic 1961-62-63
 SWIDERSKI, Jim 1978-80
 SWORDSMA, Gordan 1955-56

• T-T-T •

TACKETT, Hunter 2015
 TATE, Stuart 1983-84
 TAYLOR, Danny 1974-75
 TELLA, Ryan 2012-13-14
 THOMAS, Clete 2003-04-05
 THOMAS, Donnie 1983-84
 THOMAS, Frank 1987-88-89
 THOMAS, Will 2005
 THOMPSON, Johnny 2006-07
 THOMPSON, Keegan 2014-15
 THOMPSON, Taylor 2007-08-09
 THOMPSON, Will 2015
 THORNLEY, Tim 1977
 TIDWELL, Travis 1949
 TIDWELL, Ray 1969-70
 TILLERY, Scott 1983-84-85-86
 TISDALE, John 1950
 TODD, Josh 2002
 TOKASEY, Matthew 1978
 TOMEY, Mickey 1989-90-91-92
 TOMSCHA, Damek 2013-14
 TRAGESER, John 1976-77
 TUBBS, Howell 1953-54-55-56
 TUBERVILLE, Bill 1963-65
 TUCKER, Bill 1950
 TUCKER, Ken 1961
 TUTT, Johnny 1980-81
 TYLER, John 1999-2000-02

• V-V-V •

VAN YPEREN, Jack 1971-72-73
 VARNADORE, Derek 2011-12
 VEAL, Brannen 1991-92
 VEAL, Inman 1952
 VINES, Doug 2002
 VINES, Tim 1986
 VISINTAINER, Pat 1983-84

• W-W-W •

WACKER, Cullen 2011-12-13
 WADE, Jay 2011-12-13-14
 WAGGONER, Jay 1992-93-94-95
 WALKER, Brian 1993
 WALKER, Russ 1968-69-70
 WALL, Hindman 1956
 WALLEN, Ethan 2011-12
 WALLER, Matt 1972-73-74-75
 WALLEY, Jim 1951-52-53
 WALLACE, Rodney 1967-68-69
 WALSH, Buz 1975
 WANDALL, Chad 1996-97-99
 WARD, Bill 1955
 WARREN, Rob 1993
 WARREN, Wick 1968-69
 WATTS, Tommy 1957-58
 WEBB, Bert 1960
 WEBB, Dick 1949-50-51
 WEEKS, Mark 1995-96
 WEINGARTEN, Dan 1977-78-79-80
 WELLS, Ralph 1965-66
 WEST, Bill 1981
 WEST, Kris 2008-09
 WESTBROOK, Sam 1934
 WHEELER, George 1972
 WHIGHAM, Byrd 1954-55
 WHITE, Bruce 1959
 WHITE, Ethan 1987-88
 WHITE, Gayden 1961-62-63
 WHITE, Lee 2005
 WHITESSELL, Jack 1986
 WHITSETT, Ed 1949
 WHITTAKER, Mack 1959-60-61
 WHITTENBURG, Russell 1993-94-95-96
 WIEHE, Raymond 1983
 WIGGINS, Peter 2006
 WILCOXSON, William 1934
 WILKS, Darryl 1980-82
 WILLIAMS, Horace 1957-59
 WILLIAMS, Tim 1977-78
 WILLIAMSON, Chase 2012-13
 WILLIAMSON, J.T. 2004
 WILSON, Darryl 1964
 WILSON, Rock 1984-85-86-87
 WILSON, Stuart 1976
 WIMBERLY, Mark 1976-77
 WINGARD, Lee 1954-55
 WINGENTER, Trey 2013-14-15
 WOMACK, Dennis 1968-69
 WOOD, Eric 1998
 WOOD, Richard 1957
 WOODALL, Bryan 2006-07-08
 WOODS, Joe 1959-60
 WOODWARD, Finley 1995-96-97
 WOOTTON, Patrick 1997
 WYATT, David 1980

• Y-Y-Y •

YARBROUGH, Izaac 2015
 YERBY, Ward 1982-83
 YOUNG, Guy 1954-55-56
 YOUNGBLOOD, Tommmy 1987-88-89-90

• Z-Z-Z •

ZANTHOS, Joseph 1998-99
 ZARBNISKY, Daryl 1984

