



TABLE OF CONTENTS/QUICK FACTS

2014 AUBURN BASEBALL INFORMATION

Table of Contents/Quick Facts.....	1
2014 Roster.....	2
2014 Schedule.....	3
TV/Radio Chart.....	4-5
Plainsman Park.....	6
Plainsman Park Facts & Records.....	7
Head Coach Sunny Golloway.....	8-9
Assistant Coach Scott Foxhall.....	10
Assistant Coach Greg Norton.....	11
Vol. Assist. Coach Hunter Vick / Dir. of Baseball Ops. Scott Duval.....	12
Support Staff.....	13-15
2013 Player Profiles.....	16-54

2013 YEAR IN REVIEW

2013 Auburn Team Stats.....	55
2013 Auburn Team SEC-Only Stats.....	56
2013 Notes.....	57-59
2013 Pitching Stats.....	60
2013 Hitting Stats.....	61
2013 Game-By-Game Batting.....	62
2013 Day-By-Day Results.....	63
2013 Auburn & Opponent Highs / Line-ups.....	64
2013 SEC Team Stats.....	65
2013 Individual Stats Leaders / Award Winners.....	66
2014 SEC Tournament.....	67

HISTORY & RECORDS

Auburn Records.....	69-70
Single-Season Top 10 Hitting.....	71
Career Top 10 Hitting.....	72
Single-Season Top 10 Pitching.....	73
Career Top 10 Pitching.....	74
Team Top 10.....	75
Year-By-Year Team Stats.....	76-77
Streaks & Sweeps.....	78
Year-By-Year Leaders.....	79-81
SEC & NCAA Leaders / No-Hitters.....	82
Home Run Records.....	83-84
Five-Hit Games / 20 Run Games.....	84
The Last Time.....	85
Year-By-Year Results/Stats (1949-2012).....	86-110
Auburn On Television.....	111-112
Series Records.....	113
Year-By-Year Standings / Coaching Records.....	114
Auburn at the College World Series.....	115
Auburn in NCAA Regionals.....	116-119
Auburn in SEC Tournaments.....	120-121
All-Time Honors & Awards.....	122-124
Auburn in MLB.....	125-126
All-Time Draft Picks.....	127
All-Time Letterwinners (1949-2012).....	128-130

POSITION PLAYERS RETURNING (12)

Player	Cl.	Pos.	Ht.	Wt.	2012 Statistics
*Blake Austin	Sr.	C	5-11	222	290, 3 HR, 23 RBI, 18 R, 9 BB, 0-0 SB
Jackson Burgreen	So.	OF	6-0	175	225, 1 HR, 8 RBI, 22 R, 14 BB, 2-3 SB
Tanner Cimo	Jr.	IF	5-7	168	100, 0 HR, 1 RBI, 1 R, 1 BB, 0-0 SB
*Jordan Ebert	So.	IF/OF	6-0	181	303, 4 HR, 22 RBI, 29 R, 18 BB, 3-8 SB
Sam Gillikin	So.	OF	6-2	197	159, 0 HR, 3 RBI, 8 R, 4 BB, 1-4 SB
*Dan Glevenyak	Sr.	SS	6-1	198	230, 2 HR, 21 RBI, 29 R, 24 BB, 5-9 SB
*Hunter Kelley	Sr.	OF	6-1	185	246, 2 HR, 9 RBI, 16 R, 16 BB, 5-8 SB
Rock Rucker	So.	OF	6-4	229	000, 0 HR, 0 RBI, 1 R, 1 BB, 0-0 SB
*Patrick Savage	Sr.	IF	6-0	217	290, 0 HR, 19 RBI, 11 R, 14 BB, 1-1 SB
Dylan Smith	So.	IF	6-3	218	000, 0 HR, 0 RBI, 0 R, 0 BB, 0-0 SB
*Ryan Tella	Sr.	CF	6-0	174	259, 3 HR, 37 RBI, 42 R, 20 BB, 14-16 SB
*Damek Tomscha	Sr.	3B	6-2	230	274, 7 HR, 26 RBI, 32 R, 26 BB, 0-2 SB

* - 2013 starter

PITCHERS RETURNING (7)

Player	Cl.	Ht.	Wt.	2012 Statistics
Justin Camp	So.	5-11	224	5-1, 2.44 ERA, 2 SV, 44.1 IP, 19 BB, 28 SO
Trey Cochran-Gill	Jr.	5-11	189	1-1, 3.02 ERA, 2 SV, 41.2 IP, 12 BB, 23 SO
Terrance Dedrick	Sr.	5-10	177	4-2, 3.63 ERA, 10 SV, 39.2 IP, 15 BB, 35 SO
Daniel Kager	Jr.	6-5	181	0-3, 5.01 ERA, 0 SV, 46.2 IP, 22 BB, 20 SO
Michael O'Neal	Sr.	6-1	224	8-4, 2.73 ERA, 0 SV, 89.0 IP, 21 BB, 36 SO

Reid Carter	Sr.	6-4	199	1-2, 2.78 ERA, 1 SV, 22.2 IP, 16 BB, 17 SO
Cole Lipscomb	So.	6-1	180	---
Rocky McCord	Jr.	6-1	169	2-1, 3.96 ERA, 0 SV, 25.0 IP, 12 BB, 19 SO
Dillon Ortman	Sr.	6-3	205	2-1, 4.88 ERA, 0 SV, 27.2 IP, 8 BB, 17 SO
Jay Wade	Sr.	5-10	204	0-0, 9.00 ERA, 1 SV, 5.0 IP, 5 BB, 1 SO
Chase Williamson	Jr.	6-1	200	3-0, 3.46 ERA, 0 SV, 26.0 IP, 6 BB, 19 SO
Trey Wingenter	So.	6-7	200	1-0, 3.68 ERA, 0 SV, 14.2 IP, 3 BB, 4 SO

RADIO INFORMATION

Primary Stations.....	WGGZ-FM (94.3), WANI-AM (1400)
Radio Network.....	Auburn Network
Primary Contact.....	Rod Bramblett
Phone Number.....	(334) 826-2929
Play-by-Play Announcers.....	Rod Bramblett, Andy Burcham

GENERAL INFORMATION

Location.....	Auburn, Ala.
Founded.....	October 1, 1856
Enrollment.....	25,134
Nickname.....	Tigers
Colors.....	Burnt Orange and Navy Blue
Affiliation.....	NCAA Division I
Conference.....	Southeastern (SEC West)
President.....	Jay Gogue (Auburn, 1969)
Athletic Director.....	Jay Jacobs (Auburn, 1985)

KEY NUMBERS

Media Relations Office.....	(334) 844-9800
Media Relations FAX.....	(334) 844-9807
Plainsman Park Press Box.....	(334) 844-4138
Athletic Department Phone.....	(334) 844-4750
Baseball Office.....	(334) 844-4975
Ticket Office.....	(800) AUB-1957
Internet Site.....	www.AuburnTigers.com
Twitter.....	@AUTigerBaseball

STADIUM INFORMATION

Stadium.....	Samford Stadium-Hitchcock Field at Plainsman Park
First Year/Renovated.....	1950/1996
Capacity.....	4,096
All-Time Record.....	1,094-479 (.695)
Dimensions.....	LF- 315; CF- 385; RF- 331
Alleys.....	LC- 335/385; RC- 360

HISTORY

All-Time Record.....	1,884-1,253-6 (.600)
All-Time Conference Record.....	839-744-3 (.530)
All-Time SEC Tournament Record.....	30-42 (.417)
NCAA Tournament Appearances/Last.....	18/2010 (Regional)
NCAA Tournament Record.....	41-39 (.513)
College World Series Appearances.....	4 - 1967, 1976, 1994, 1997
College World Series Record.....	3-8 (.273)

COACHING/SUPPORT STAFF

Head Coach.....	Sunny Golloway (Oklahoma Christian)
Record at Auburn.....	First year
Career Record.....	681-337-1 (.665), 17 years
Assistant Coach/Pitching/Recruiting.....	Scott Foxhall (College of Charleston)
Assistant Coach/Hitting.....	Greg Norton (Oklahoma)
Volunteer Assistant Coach.....	Hunter Vick (West Florida)
Dir. of Baseball Operations.....	Scott Duval (Auburn)

TEAM INFORMATION

Total.....	Home.....	Away.....	Neut.
2013 Overall Record.....	33-23.....	22-12.....	9-10..... 2-1
2013 SEC Record.....	13-17.....	7-8.....	6-9..... 0-0
Conference Finish.....	7th, Western Division		
2013 Postseason.....	N/A		
Letterwinners Returning/Lost.....	24/8		
Position Starters Returning/Lost.....	7/2		
Pitchers Returning/Lost.....	11/4		
Newcomers.....	11		

SPORTS INFORMATION

Baseball SID.....	Wes Todd
SID Office Phone.....	(334) 844-9182
SID FAX Number.....	(334) 844-9807
Todd's Cell Phone.....	(334) 750-5682
Todd's Email.....	wh0006@auburn.edu
Asst. AD/Communications.....	Cassie Arner
Arner's Email.....	carner@auburn.edu
SID Mailing Address.....	P.O. Box 351; Auburn, AL 36830-0351
SID Overnight Address.....	Athletic Complex
	392 S. Donahue; Auburn, AL 36849





2014 AUBURN BASEBALL ROSTER

NUMERICAL ROSTER

No.	Name	Pos.	Cl.	B-T	Ht.	Wt.	Exp.	Hometown (Previous School)
1	Blake Logan	C	Fr.	R-R	6-0	195	HS	Muscle Shoals, Ala. (Muscle Shoals)
2	Hunter Kelley	OF	Sr.	R-R	6-1	186	1L	Wellington, Ala. (Calhoun CC)
3	Dan Glevenyak	IF	Sr.	R-R	6-1	198	2L	Royal Palm Beach, Fla. (Palm Beach CC)
4	Ryan Tella	OF	Sr.	L-L	6-0	175	2L	Fremont, Calif. (Oklone CC)
5	Tanner Cimo	IF	So.	L-R	5-6	172	2L	Auburn, Ala. (Auburn)
6	Damon Haecker	IF	Fr.	S-R	5-9	167	HS	Altamonte Springs, Fla. (Lake Brantley)
7	Keegan Thompson	RHP/IF	Fr.	R-R	6-1	208	HS	Cullman, Ala. (Cullman)
8	Jay Wade	RHP	Sr.	R-R	5-10	211	3L	Bremen, Ga. (Bremen)
9	Patrick Savage	IF	Sr.	R-R	6-1	223	3L	Suwanee, Ga. (Greater Atlanta Christian)
10	Anfernee Grier	OF	Fr.	R-R	5-11	167	HS	Phenix City, Ala. (Russell County)
11	Sam Gillikin	OF	So.	L-R	6-2	198	1L	Hoover, Ala. (Hoover)
12	Kevin Davis	RHP	Fr.	R-R	6-0	218	HS	Brewton, Ala. (Brewton)
13	Brett Binning	IF	Fr.	R-R	6-0	161	HS	Danville, Calif. (Monte Vista)
14	Trey Cochran-Gill	RHP	Jr.	R-R	5-10	191	2L	Tallassee, Ala. (Tallassee)
15	Connor Short	SS	Fr.	R-R	5-11	177	HS	Hoover, Ala. (Hoover)
16	Trey Wingenter	RHP	So.	R-R	6-7	201	1L	Madison, Ala. (Bob Jones)
17	Mike O'Neal	LHP	Sr.	L-L	6-1	220	1L	Columbus, Ga. (Chattahoochee Valley CC)
18	Daniel Koger	LHP	Jr.	L-L	6-6	184	2L	Owens Crossroads, Ala. (Huntsville)
19	Jackson Burgreen	OF	So.	L-L	6-1	186	1L	Athens, Ala. (Athens)
20	Daniel Robert	IF	Fr.	L-R	6-4	249	HS	Hoover, Ala. (Briarwood Christian)
21	Dylan Smith	IF	So.	R-R	6-2	221	1L	Pinson, Ala. (Clay-Chalkville)
22	Terrance Dedrick	RHP/OF	Sr.	R-R	5-10	183	1L	Tuscaloosa, Ala. (Shelton State CC)
23	Jordan Ebert	IF/OF	So.	R-R	6-1	177	1L	Foley, Ala. (Baldwin County)
24	Robby Clements	RHP	Jr.	R-R	6-5	212	TR	Birmingham, Ala. (Wallace State CC)
25	Damek Tomscha	IF	Sr.	R-R	6-3	227	1L	Sioux City, Iowa (Iowa Western CC)
26	Dillon Ortman	RHP	Sr.	R-R	6-2	198	3L	Huntsville, Ala. (Grisson)
27	Justin Camp	RHP	R-So.	R-R	6-1	229	1L	Decatur, Ala. (Austin)
28	Jacob Milliman	RHP	Jr.	R-R	6-5	240	TR	Deatsville, Ala. (Pensacola JC)
34	Blake Austin	C	Sr.	R-R	6-1	220	3L	Douglasville, Ga. (Landmark Christian)
35	J.J. Shaffer	OF	Fr.	R-R	5-9	161	HS	Auburn, Ala. (Auburn)
37	Rocky McCord	RHP	Jr.	R-R	6-2	173	2L	Spanish Fort, Ala. (Spanish Fort)
38	Reid Carter	RHP	Sr.	R-R	6-3	200	1L	Auburn, Ala. (Florida State College)
40	Chase Williamson	RHP	Jr.	R-R	6-2	188	2L	Saraland, Ala. (UMS-Wright)
42	Rock Rucker	OF/LHP	So.	L-L	6-5	216	1L	Marietta, Ga. (Russell County)
49	Cole Lipscomb	RHP	R-Fr.	R-R	6-1	191	SQ	Prattville, Ala. (Edgewood Academy)

COACHES & STAFF

29	Sunny Golloway	Head Coach	First Year
30	Scott Foxhall	Assistant Coach	Sixth Year
31	Greg Norton	Assistant Coach	First Year
32	Hunter Vick	Volunteer Assistant Coach	First Year
43	Ryan Jenkins	Student Assistant Coach	First Year
	Scott Duval	Dir. of Baseball Operations	14th Year
	Anthony Sandersen	Athletic Trainer	Second Year
	Michael Shumaker	Strength & Conditioning Coach	Second Year

Pronunciation Guide

Tanner CIMO SEE-mo
 Terrance DEDRICK DEE-drick
 Dan GLEVENYAK GLEVEN-yak
 DAMEK TOMSCHA DAME-ek TOM-shay
 Trey WINGENTER WING-enter

ALPHABETICAL ROSTER

No.	Name	Pos.	No.	Name	Pos.	No.	Name	Pos.
34	Austin, Blake	C	6	Haecker, Damon	IF	21	Smith, Dylan	IF
13	Binning, Brett	IF	2	Kelley, Hunter	OF	4	Tella, Ryan	OF
19	Burgreen, Jackson	OF	18	Koger, Daniel	LHP	7	Thompson, Keegan	RHP
27	Camp, Justin	RHP	49	Lipscomb, Cole	RHP	25	Tomscha, Damek	IF
38	Carter, Reid	RHP	1	Logan, Blake	C	15	Wade, Jay	RHP
5	Cimo, Tanner	IF	37	McCord, Rocky	RHP	40	Williamson, Chase	RHP
24	Clements, Robby	RHP	28	Milliman, Jacob	RHP	16	Wingenter, Trey	RHP
14	Cochran-Gill, Trey	RHP	17	O'Neal, Michael	LHP			
12	Davis, Kevin	RHP	26	Ortman, Dillon	RHP	29	Sunny Golloway	Head Coach
22	Dedrick, Terrance	RHP/OF	20	Robert, Daniel	IF	30	Scott Foxhall	Asst. Coach
23	Ebert, Jordan	IF/OF	42	Rucker, Rock	OF/LHP	31	Greg Norton	Asst. Coach
11	Gillikin, Sam	OF	9	Savage, Patrick	IF	32	Hunter Vick	Vol. Asst. Coach
29	Glevenyak, Dan	IF	35	Shaffer, J.J.	OF	43	Ryan Jenkins	Stud. Asst. Coach
10	Grier, Anfernee	OF	15	Short, Connor	IF			



2014 AUBURN BASEBALL SCHEDULE

DAY	DATE	OPPONENT	SITE	TIME
Friday	Feb. 14	1-vs. Indiana State	Port Charlotte, Fla.	Noon
Saturday	Feb. 15	1-vs. Ohio State	Port Charlotte, Fla.	11 a.m.
Sunday	Feb. 16	1-vs. Connecticut	Port Charlotte, Fla.	10 a.m.
Wednesday	Feb. 19	ALABAMA STATE	AUBURN	3 p.m.
Friday	Feb. 21	2-ARKANSAS-PINE BLUFF	AUBURN	6 p.m.
Saturday	Feb. 22	2-CALIFORNIA	AUBURN	6 p.m.
Sunday	Feb. 23	2-EAST TENNESSEE STATE	AUBURN	2 p.m.
Tuesday	Feb. 25	ALABAMA A&M	AUBURN	3 p.m.
Friday	Feb. 28	PRESBYTERIAN	AUBURN	6 p.m.
Saturday	March 1	PRESBYTERIAN	AUBURN	3 p.m.
Sunday	March 2	PRESBYTERIAN	AUBURN	1 p.m.
Tuesday	March 4	3-vs. Alabama	Montgomery, Ala.	7 p.m.
Friday	March 7	MERCER	AUBURN	6 p.m.
Saturday	March 8	MERCER	AUBURN	3 p.m.
Sunday	March 9	MERCER	AUBURN	1 p.m.
Tuesday	March 11	at Kennesaw State	Kennesaw, Ga.	5 p.m.
Wednesday	March 12	ALABAMA STATE	AUBURN	6 p.m.
Friday	March 14	* TEXAS A&M	AUBURN	6 p.m.
Saturday	March 15	* TEXAS A&M	AUBURN	3 p.m.
Sunday	March 16	* TEXAS A&M	AUBURN	1 p.m.
Tuesday	March 18	COPPIN STATE	AUBURN	6 p.m.
Wednesday	March 19	COPPIN STATE	AUBURN	3 p.m.
Friday	March 21	* at Tennessee	Knoxville, Tenn.	5 p.m.
Saturday	March 22	* at Tennessee (TV: CSS)	Knoxville, Tenn.	3 p.m.
Sunday	March 23	* at Tennessee	Knoxville, Tenn.	1 p.m.
Tuesday	March 25	KENNESAW STATE	AUBURN	6 p.m.
Thursday	March 27	* MISSOURI (TV: ESPNU)	AUBURN	6:30 p.m.
Friday	March 28	* MISSOURI	AUBURN	6 p.m.
Saturday	March 29	* MISSOURI (TV: FSN)	AUBURN	Noon
Tuesday	April 1	SAMFORD	AUBURN	6 p.m.
Friday	April 4	* at Ole Miss	Oxford, Miss.	6:30 p.m.
Saturday	April 5	* at Ole Miss	Oxford, Miss.	4 p.m.
Sunday	April 6	* at Ole Miss (TV: CSS)	Oxford, Miss.	1:30 p.m.
Tuesday	April 8	TROY	AUBURN	6 p.m.
Friday	April 11	* at Alabama	Tuscaloosa, Ala.	6:30 p.m.
Saturday	April 12	* at Alabama	Tuscaloosa, Ala.	6 p.m.
Sunday	April 13	* at Alabama	Tuscaloosa, Ala.	1 p.m.
Tuesday	April 15	at Samford	Birmingham, Ala.	6 p.m.
Friday	April 18	* SOUTH CAROLINA	AUBURN	6 p.m.
Saturday	April 19	* SOUTH CAROLINA (TV: CBS Sports Network)	AUBURN	4 p.m.
Sunday	April 20	* SOUTH CAROLINA (TV: CSS)	AUBURN	1 p.m.
Tuesday	April 22	SOUTH ALABAMA	AUBURN	6 p.m.
Friday	April 25	* at Arkansas	Fayetteville, Ark.	6:35 p.m.
Saturday	April 26	* at Arkansas	Fayetteville, Ark.	6:05 p.m.
Sunday	April 27	* at Arkansas	Fayetteville, Ark.	1:05 p.m.
Friday	May 2	* MISSISSIPPI STATE	AUBURN	6 p.m.
Saturday	May 3	* MISSISSIPPI STATE (TV: CSS)	AUBURN	6 p.m.
Sunday	May 4	* MISSISSIPPI STATE	AUBURN	1 p.m.
Tuesday	May 6	BETHUNE-COOKMAN	AUBURN	6 p.m.
Friday	May 9	* at Kentucky	Lexington, Ky.	5:30 p.m.
Saturday	May 10	* at Kentucky	Lexington, Ky.	1 p.m.
Sunday	May 11	* at Kentucky	Lexington, Ky.	Noon
Tuesday	May 13	UAB	AUBURN	6 p.m.
Thursday	May 15	* LSU	AUBURN	6 p.m.
Friday	May 16	* LSU	AUBURN	6 p.m.
Saturday	May 17	* LSU (TV: FSN)	AUBURN	1 p.m.
Tue.-Sun.	May 20-25	SEC Tournament	Hoover, Ala.	TBA
Fri.-Mon.	May 29-June 1	NCAA Regionals	Campus Sites	TBA
Fri.-Mon.	June 5-8	NCAA Super Regionals	Campus Sites	TBA
Sat.-Wed.	June 12-25	College World Series	Omaha, Neb.	TBA

1 - Snowbird Classic (Port Charlotte, Fla.)

2 - Tiger Classic (Auburn, Ala.)

3 - Capital City Classic (Montgomery, Ala.)


* - Southeastern Conference game

*** All times Central and subject to change ***





TV/RADIO SPOTTING CHART




#1 Blake Logan
Fr. • C • R-R
6-0 • 195
Muscle Shoals, Ala.



#2 Hunter Kelley
So. • OF • R-R
6-1 • 180
Wellington, Ala.




#3 Dan Glevenyak
Sr. • IF • R-R
6-1 • 190
Royal Palm Beach, Fla.



#4 Ryan Tella
Sr. • OF • L-L
6-0 • 175
Fremont, Calif.



#5 Tanner Cimo
Sr. • IF • L-R
5-6 • 172
Auburn, Ala.




#6 Damon Haecker
Fr. • IF • S-R
5-10 • 170
Altamonte Springs, Fla.



#7 Keegan Thompson
Fr. • RHP/1B • R-R
6-2 • 215
Cullman, Ala.




#8 Jay Wade
Sr. • RHP • R-R
5-10 • 204
Bremen, Ga.



#9 Patrick Savage
Sr. • IF • R-R
6-1 • 208
Suwanee, Ga.




#10 Anfernee Grier
Fr. • OF • R-R
6-1 • 168
Phenix City, Ala.



#11 Sam Gillikin
So. • OF • L-R
6-0 • 192
Hoover, Ala.



#12 Kevin Davis
Fr. • RHP • R-R
6-1 • 205
Brewton, Ala.



#13 Brett Binning
Fr. • IF • R-R
6-1 • 170
Danville, Calif.



#14 Trey Cochran-Gill
Jr. • RHP • R-R
5-10 • 188
Tallahassee, Ala.




#15 Connor Short
Fr. • IF • R-R
6-0 • 180
Hoover, Ala.



#16 Trey Wingenter
So. • RHP • R-R
6-7 • 200
Madison, Ala.



#17 Michael O'Neal
Sr. • LHP • L-L
5-10 • 217
Columbus, Ga.



#18 Daniel Koger
Jr. • LHP • R-L
6-6 • 185
Owens Crossroads, Ala.




#19 Jackson Burgreen
So. • OF • L-L
5-11 • 185
Athens, Ala.



#20 Daniel Robert
Fr. • LHP • L-L
6-4 • 240
Hoover, Ala.



TV/RADIO SPOTTING CHART



#21 Dylan Smith
So. • IF • R-R
6-1 • 212
Pinson, Ala.



#22 Terrance Dedrick
Sr. • RHP/OF • R-R
5-10 • 177
Tuscaloosa, Ala.




#23 Jordan Ebert
So. • IF/OF • R-R
6-0 • 173
Foley, Ala.



#24 Robby Clements
Jr. • RHP • R-R
6-4 • 210
Birmingham, Ala.



#25 Damek Tomscha
Sr. • IF • R-R
6-1 • 227
Sioux City, Iowa




#26 Dillon Ortman Jr.
RHP • R-R
6-2 • 195
Huntsville, Ala.



#27 Justin Camp
R-Fr. • RHP • R-R
5-11 • 224
Decatur, Ala.




#28 Jacob Milliman
R-Fr. • RHP/IF • R-R
6-2 • 220
Dothan, Ala.



#34 Blake Austin Jr.
C • R-R
5-11 • 222
Douglasville, Ga.



#35 J.J. Shaffer Jr.
C • R-R
5-11 • 222
Douglasville, Ga.



#37 Rocky McCord
So. • RHP • R-R
6-1 • 169
Spanish Fort, Ala.



#38 Reid Carter
Jr. • RHP • R-R
6-4 • 199
Auburn, Ala.



#40 Chase Williamson
So. • RHP • R-R
6-1 • 203
Saraland, Ala.



#42 Rock Rucker
Fr. • OF/LHP • L-L
6-4 • 229
Marietta, Ga.



#49 Cole Lipscomb
Fr. • RHP • R-R
6-1 • 180
Prattville, Ala.



#29 Sunny Golloway
Head Coach
First Year at Auburn
17th Year Overall



#30 Scott Foxhall
Pitching Coach/
Recruiting Coordinator
Sixth Year at Auburn



#31 Greg Norton
Assistant Coach
First Year at Auburn



#32 Hunter Vick
Volunteer Assistant Coach
First Year at Auburn



#43 Ryan Jenkins
Student Assistant Coach
First Year at Auburn





PLAINSMAN PARK - HOME OF THE TIGERS

Auburn's baseball home for the past 62 seasons, Samford Stadium-Hitchcock Field at Plainsman Park seats 4,096, including 3,227 chairback seats. In addition, state-of-the-art concessions, restrooms, scoreboard, ticket and press facilities have transformed Auburn's baseball field into a renaissance of Camden Yard proportions after receiving a \$4.2 million facelift 15 years ago.

The design combines the look of old-time ballparks with academic buildings on the Auburn campus to create a facade of brick and painted steel.

Inside, the park offers the brick backstop of Wrigley Field, the dark green chairback seats of Camden Yards and the Green Monster of Fenway Park.

The intimacy of the park extends to the position of the spectators. The front row box seats are located close to the infield action, just four feet off the ground and only 40 feet from the first and third base bags. The backstop is just 60 feet from home plate.

Down the left field line perched above the box seats, a terraced area allows for another 750 fans to enjoy Auburn baseball.

Besides the playing field and grand stands, the structure also houses the Tigers' clubhouse, which features a locker room, training and equipment areas, an indoor hitting tunnel, a team lounge area, coaches' offices and umpire dressing room.

The site of Southeastern Conference baseball excitement since 1950, Plainsman Park was voted the best collegiate baseball facility in the country by Baseball America prior to the 2003 season.

The commitment to excellence of Auburn's baseball program is evident by the continuing efforts to keep Plainsman Park on the forefront of college baseball. Those efforts have included three additions and numerous upgrades to the facility since its initial renovations in 1996.

Beginning in 2010, the outfield wall was padded and represents a Wall of Fame for Auburn baseball, recognizing former greats of the program. The first class of inductees included Bo Jackson, Gregg Olson, Frank Thomas and Tim Hudson on February 27, 2010.

Prior to the 2009 season, the Right View Pro video analysis system was installed, which strategically placed six cameras around the diamond. The cameras digitally record practices and games, allowing the coaches instant access to a hitter's swing or a pitcher's motion for coaching, which can be reviewed on flat screen, high definition televisions in each of the coaches' offices.

Also installed for the 2009 season was a new state of the art video board, replacing the previous matrix board, opening up the opportunity for live video and replays to be shown throughout the game. The LED board, which can display up to 4.4 trillion colors, was built by Daktronics and shows up-to-the-second players stats, full motion headshots, crowd prompts and video.

Other recent facility projects included a new drainage system and playing surface in the Summer of 2003 and the completion of the Strength and Rehabilitation Center adjacent to Plainsman Park in January of 2004. The Strength and Rehabilitation Center, a two-story, 13,274 square foot facility that houses a weight room for the baseball team on the first floor and a rehabilitation and research center on the second floor, is just yards from the team's clubhouse.

The weight room is unrivaled in collegiate baseball and features nearly 50 pieces of equipment. The facility also has its own locker room.

The second floor houses an X-ray lab, rehabilitation center, physical therapy area, offices for Alabama Sports Medicine and Orthopaedic Center physicians and a research institute directed by Dr. James Andrews (American Sports Medicine Institute), which serves nationally-acclaimed professional athletes as well as Auburn's student-athletes. Rehabilitation services are available to the public. Physical therapist Dave Walsh also operates off of the second floor and is dedicated to addressing the needs of Auburn's student-athletes.

In the summer of 2001, construction began on a \$2.3 million renovation to Plainsman Park that included the addition of 630 chairback box seats down the right and left field foul lines.

The bullpens, which once existed where the seats down the foul line are now, were relocated during the renovation. Auburn's bullpen is located behind the Green Monster in left field, while the visiting bullpen rests beyond the right-center field fence, next to the K Corner.

Prior the 2002 renovations, Auburn's scoreboard was the last addition to Plainsman Park. The most prominent feature is a old-style, analog clock which sits atop the structure.

Although the grandstand was constructed prior to the 1996 season, one part of the project was already in place for the 1995 season. Auburn installed an outfield wall, which provided a distinct change in the playing dynamics of Plainsman Park.

Instead of the 12-foot cyclone fence which had encircled the field in the past, a dark green, asymmetrically designed wall made of metal is now in place.

The most unique feature of the fence is the 30-foot "Green Monster" in left field, which provides an aesthetically pleasing view to spectators in the grandstand. Rather than the leftfield foul pole being 345 feet from home plate, as in the past, the wall is just 315 feet from the batter.

Beginning at the leftfield power alley and continuing around to the right field foul pole, the top of the wall drops down from 30 to eight feet.

Auburn baseball moved its home to the present location in time for the 1950 season. Prior to that, all home games were played on what is now a campus green behind the east side of Jordan-Hare Stadium.

Plainsman Park was host to the 1978 NCAA South Regional and NCAA Regionals in 1999, 2003 and 2010. It has also witnessed the budding baseball careers of Bo Jackson, Tim Hudson, Gregg Olson, Scott Sullivan and Frank Thomas. In 1994, John Powell struck out LSU's Warren Morris at Plainsman Park to set the NCAA career strikeout record. Powell also set the SEC all-time strikeout mark at Plainsman Park, against Arkansas in 1993.

Plainsman Park also has had the privilege of hosting President George W. Bush. Approximately 14,000 people gathered on October 24, 2002, to listen to Bush speak. Bush's visit marked the first time since Franklin D. Roosevelt in 1939 that a United States President visited Auburn while in office.

The field is named in honor of Billy and Jimmy Hitchcock, brothers who became two of Auburn's most noteworthy athletic performers during the 1930s. In 1997 Plainsman Park was renamed Hitchcock Field at Plainsman Park.

The university renamed the facility Samford Stadium-Hitchcock Field at Plainsman Park in May of 2003, naming the stadium after long-time Auburn Board of Trustee Member W. James "Jimmy" Samford, Jr.

Jimmy Samford, who passed away in December of 2003, worked tirelessly in spearheading the efforts for the renovations of Plainsman Park in the late 1990s. It was his work that has made Samford Stadium-Hitchcock Field at Plainsman Park the top collegiate baseball facility in the country. Samford graduated from Auburn in political science in 1972 and was appointed to the board in 1987.

The late Jimmy Hitchcock was Auburn's first All-American in both baseball and football and was known as the "Phantom of Union Springs" for his overall athletic ability. Following a career in major league baseball, Jimmy Hitchcock coached the Auburn baseball team in the 1940s before being elected to the Public Service Commission of Auburn on three different occasions.

Billy Hitchcock led Auburn to its first SEC baseball title in 1937 and to its first football bowl game later that fall. Following a nine-year major league playing career with five teams, "Mr. Billy" earned the title of "The Dignified War Eagle" as manager of the Detroit Tigers, Baltimore Orioles and Atlanta Braves and as commissioner of the Southern League. Hitchcock passed away at the age of 89 in April 2006.



PLAINSMAN PARK FACTS

PLAINSMAN PARK FACTS

GENERAL INFORMATION

First Year	1950
Years	Entering 60th
Surface	Natural Grass
All-Time Record	1,094-479 (.695)
Most Wins, Season	30 (1997 & 2010)
Capacity	4,096

SEATING BREAKDOWN

Chairback Seats	3,227
Terrace Seats	750
Wheelchair Spaces	60
Press Box Seats	59

DIMENSIONS

Left Field	315 ft.
Left-Center	335/385 ft.
Center Field	385 ft.
Right-Center	360 ft.
Right Field	331 ft.

FENCE HEIGHT

Left Field	30 feet
LC to RF Foul Pole	8 feet

FIRST NIGHT GAME

March 27, 1977 vs. LSU, 2-0, 10-2

EVENTS HOSTED

1978 NCAA South Regional
 1999 NCAA Regional
 2002 President George W. Bush Visit
 2003 NCAA Regional
 2010 NCAA Regional

RENOVATIONS/ADDITIONS

1995 New outfield wall
 1996 Renovation of Plainsman Park
 1998 Existing Scoreboard
 2002 Addition of 620 chair-back seats
 down right and left field lines
 2003 Drainage system and new playing
 surface
 2004 Strength and Rehabilitation Center
 2008 Renovation of team meeting room
 2009 New video board installed
 2010 Wall of Fame added
 2013 Clubhouse renovated
 Alumni Room
 New coaches' offices in Strength/Rehab Center
 Open fence for home bullpen
 Flagpoles on plaza honoring CWS teams

ATTENDANCE RECORDS

SINGLE-GAME

Att.	Date	Opponent	Result
4,715	4/6/2002	LSU	W, 11-3
4,673	4/5/2003	Alabama	L, 2-3
4,503	4/4/2003	Alabama	W, 10-2
4,491	4/5/2002	LSU	L, 4-9
4,471	4/12/1997	Alabama	W, 13-8
4,428	4/6/2003	Alabama	W, 7-6
4,415	5/29/1999	NC State	W, 9-7
4,409	3/11/2003	Georgia Tech	L, 2-4
4,220	3/29/2008	Tennessee	L, 4-8
4,170	4/21/2007	Alabama	W, 6-3

THREE GAME SERIES

Att.	Opponent	Dates
13,606	Alabama	April 4-6, 2003
13,320	LSU	April 5-7, 2002
11,514	Auburn Tourn.	Feb. 18-20, 2011
11,367	Alabama	April 20-22, 2007
11,272	Kentucky	March 19-21, 2004

SINGLE SEASON

Att.	Year	Dates	Avg.
111,627	2004	33	3,382
109,778	1999	38	2,888
105,720	2005	35	3,020
102,637	2000	35	2,932
101,495	2010	38	2,670

PLAINSMAN PARK
YEAR-BY-YEAR RECORDS

1950.....	4-7	1983.....	10-16
1951.....	7-4	1984.....	19-10
1952.....	5-5	1985.....	19-6
1953.....	1-5	1986.....	23-7
1954.....	9-2	1987.....	26-7
1955.....	6-5	1988.....	27-8
1956.....	5-6	1989.....	29-7
1957.....	9-4	1990.....	27-11
1958.....	9-6	1991.....	25-11
1959.....	2-1	1992.....	22-12
1960.....	7-3	1993.....	27-7
1961.....	6-3	1994.....	25-8
1962.....	9-1	1995.....	28-5
1963.....	6-0	1996.....	22-11
1964.....	4-1	1997.....	30-6
1965.....	7-0	1998.....	26-8
1966.....	10-3	1999.....	27-5
1967.....	13-4	2000.....	27-8
1968.....	14-3	2001.....	25-4
1969.....	15-7	2002.....	26-7
1970.....	10-6	2003.....	25-12
1971.....	11-6	2004.....	21-12
1972.....	11-12	2005.....	21-14
1973.....	12-7	2006.....	17-17
1974.....	20-4	2007.....	22-13
1975.....	16-11	2008.....	20-15
1976.....	20-8	2009.....	22-13
1977.....	18-7	2010.....	30-9
1978.....	19-8	2011.....	19-14
1979.....	19-4	2012.....	22-13
1980.....	20-8	2013.....	22-12
1981.....	17-12		
1982.....	22-8		





HEAD COACH SUNNY GOLLOWAY



SUNNY GOLLOWAY

29

RECORD AT AUBURN / YEARS
(0-0) / 1st

Sunny Golloway was named Auburn's 17th head baseball coach on June 14, 2013.

CAREER RECORD / YEARS
681-337-1 (.669) / 18th

Golloway spent the previous eight seasons as head coach at the University of Oklahoma, where he led the Sooners to seven NCAA Regional berths, four NCAA Super Regionals and the 2010 College World Series.

ALMA MATER
Oklahoma Christian (1984)

"I'm really excited about this opportunity because I've always held the Auburn baseball program in very high regard," Golloway said. "The history of the Auburn program was a huge factor in making this decision. Secondly, the Southeastern Conference is the top baseball conference in America. Being able to compete in the SEC is a challenge that we look forward to. With our location, we are in a hotbed of talent. We will be able to hit the road recruiting right away, and we look forward to recruiting the best student-athletes to represent this outstanding university."

DATE HIRED AT AUBURN
June 14, 2013

Golloway said he and his family were impressed with Auburn as soon as they arrived on campus for a visit with Jacobs.

COACHING EXPERIENCE
Oklahoma AC (1992-95)
Kenai Peninsula Oilers HC (1993-95)

"I had heard quite a bit about Jay and really wanted to meet him," Golloway said. "And right after I met him, I knew it was going to be a great fit. I think that's very important - who you're working with on a daily basis, the commitment to the student-athletes in your program, and making sure that everything is in place to pursue an opportunity to win championships. That's what we want to be about - we want to win championships."

Oral Roberts HC (1996-03)
Team USA AC (2002)
Oklahoma AC (2004-05)
Oklahoma HC (2005-13)
Auburn HC (2014-)

Golloway has been a proven winner at each of his head coaching stops. In 16 full seasons as a head coach - eight seasons each at Oklahoma and Oral Roberts - Golloway has amassed a record of 681-337-1 (.669), including 12 seasons with at least 40 wins. He recorded a mark of 346-181-1 (.656) in eight-plus seasons as the Oklahoma head coach, an average of more than 40 wins per season. Prior to the 2013 season, Golloway's winning percentage ranked No. 15 nationally among active head coaches.

This season at Oklahoma, Golloway led the Sooners to a 43-21 overall record, a Big 12 Tournament title, an NCAA Regional title and a Super Regional appearance. His final team at Oklahoma also produced a pair of All-Americans, including pitcher Jonathan Gray, the No. 3 overall pick in last week's Major League Baseball First-Year Player Draft.

POSTSEASON
14 NCAA Regionals
4 NCAA Super Regionals
2010 College World Series

Under Golloway, Oklahoma posted the program's fifth-straight 40-win regular season in 2013, making Oklahoma one of few programs nationally to win at least 40 games in five consecutive years. The Sooners finished third in the Big 12 standings while making the program's sixth-straight NCAA postseason appearance (36th overall). OU finished the 2013 campaign ranked as high as No. 18 in the nation after falling to LSU in the NCAA Baton Rouge Super Regional.

"The goal in this search was to find a proven winner who can put our baseball program in a position to compete for championships, and we found our man in Coach Golloway," Jacobs said. "His program at Oklahoma is one of only a handful nationally to have won 40 or more games each of the past five years, so his record speaks for itself. After having the chance to hear his vision for Auburn baseball, there is no doubt in my mind he has the tenacity, the passion and the drive to get our program back to a level that matches our strong baseball heritage."

GOLLOWAY BY THE NUMBERS

681	Career head coaching victories
.669	Career win % as head coach; 15th among active collegiate coaches
113	MLB Draft Picks
94	All-Conference Selections
14	NCAA Regional Appearances
12	Seasons with 40+ Wins
4	NCAA Super Regional Appearances
1	College World Series Appearance

The Sooners hosted three NCAA Regionals under Golloway while appearing in the program's only Super Regional appearances (2006, 2010, 2012 and 2013) and making it back to the College World Series in 2010 for the first time since 1995.

Golloway has 22 years' experience as a collegiate coach. He served as an assistant coach at Oklahoma from 1992-95, helping lead the Sooners to three trips to the College World Series in those four years and a national title in 1994. He took over as head coach at Oral Roberts in 1996, and the Golden Eagles won the Mid-Continent Conference title and advanced to an NCAA Regional in each of his final six seasons at ORU.

He returned to Oklahoma as associate head coach in 2004 and was elevated to interim head coach on May 1, 2005. Two months later, he was named Oklahoma's eighth head baseball coach.

Golloway has produced 80 MLB draft picks in his 16-year tenure as a collegiate head coach, and a total of 113 players have been draft selections in his 22 years in college baseball. He has also coached 94 all-conference selections between his two head coaching stops, including 61 All-Big 12 selections at Oklahoma in the last eight years.

**HEAD COACH SUNNY GOLLOWAY**

Three of OU's recruiting classes under Golloway have ranked in the top 10 in Collegiate Baseball's national rankings, including the 2007 group of newcomers that was tabbed the fourth best in the country, the highest ranking since 1987 and tied for the second best in program history. At ORU, Golloway posted a mark of 335-156 (.682). He coached 16 All-Americans, three Freshman All-Americans and 26 of his ORU players were drafted or signed professional contracts. He was honored four times as Mid-Continent Conference Coach of the Year by his peers (1998, 1999, 2000, 2002).

In his final six seasons at Oral Roberts, Golloway was responsible for turning the Golden Eagles into one of the nation's winningest programs. The program flourished under Golloway's guidance and tallied 277 wins in that time, an average of more than 46 victories per season, and a .731 winning percentage. Golloway and the Golden Eagles dominated the Mid-Continent Conference after joining the league in 1998, winning six consecutive regular season and tournament titles, and advancing to six consecutive NCAA Regionals. ORU was an amazing 85-5 in conference play over his last four seasons.

Golloway is a former Team USA assistant and head coach of several collegiate summer teams. In the summer of 2002, he was selected to serve as pitching coach for the USA Baseball National Team. Under his direction, the team recorded the lowest ERA in its history. Golloway also helped team USA to a silver medal.

Born in Springfield, Mo., Golloway grew up in Stillwater, Okla., and graduated from Stillwater High School in 1979. He attended Northeastern Oklahoma A&M Junior College in Miami, Okla., for one year before transferring to Oklahoma Christian College where he received his bachelor's degree in business in 1984. He has also done graduate work at the University of Central Oklahoma and the University of Oklahoma.

Golloway and his wife, Charlotte, have three children: Sunni Kate, Taylor and Callen.

GOLLOWAY YEAR-BY-YEAR COACHING RECORD

Year	Position	Overall Record	Conf. Record	Notes
1992	Oklahoma (assistant coach)	43-24	17-7	College World Series
1993	Oklahoma (assistant coach)	31-24	13-14	
1994	Oklahoma (assistant coach)	50-17	21-9	National Champions
1995	Oklahoma (assistant coach)	42-16	21-7	College World Series
1996	Oral Roberts	32-24	--	
1997	Oral Roberts	26-30	--	
1998	Oral Roberts	45-20	18-6	Mid-Continent Champs; NCAA Regional
1999	Oral Roberts	46-15	14-4	Mid-Continent Champs; NCAA Regional
2000	Oral Roberts	49-15	26-1	Mid-Continent Champs; NCAA Regional
2001	Oral Roberts	48-13	24-1	Mid-Continent Champs; NCAA Regional
2002	Oral Roberts	48-19	16-2	Mid-Continent Champs; NCAA Regional
2003	Oral Roberts	41-20	19-1	Mid-Continent Champs; NCAA Regional
2004	Oklahoma (assistant coach)	38-24	19-8	NCAA Regional
2005	Oklahoma (assistant coach)	23-20	7-11	
	*Oklahoma	12-6	7-2	NCAA Regional
2006	Oklahoma	45-22	17-10	NCAA Super Regional
2007	Oklahoma	34-24	11-16	
2008	Oklahoma	36-26-1	9-17-1	NCAA Regional
2009	Oklahoma	43-20	17-10	NCAA Regional
2010	Oklahoma	50-18	15-10	College World Series
2011	Oklahoma	41-19	14-11	NCAA Regional
2012	Oklahoma	42-25	13-10	NCAA Super Regional
2013	Oklahoma	43-21	13-11	Big 12 Tournament Champs; NCAA Super Regional
Totals	17 Seasons as Head Coach	681-337-1 (.669)	233-112-1 (.675)	

* Served as Oklahoma interim head coach for final 18 games of 2005 season





ASSISTANT COACHES



SCOTT FOXHALL

30

YEARS AT AUBURN
Sixth

Scott Foxhall was named Auburn's pitching coach on June 26, 2013, joining head coach Sunny Galloway's new staff and beginning his sixth season with the Tigers.

Two of Foxhall's former players at C of C are currently playing in the major leagues - outfielder Brett Gardner (Yankees) and pitcher Michael Kohn (Angels).

ALMA MATER
College of Charleston (1994)

The architect of Auburn's last several recruiting classes, he has continued to land some of the top talent in the southeast and from around the country. His class for the 2013 season was ranked ninth-best in the country, and he pulled in the 23rd-best class in 2012, giving Auburn back-to-back top-25 recruiting classes for the first time since 2005-06.

Foxhall spent two years as a pitcher at Auburn under legendary coach Hal Baird before heading to College of Charleston, where he was a three-time letter winner from 1992-94. He is among College of Charleston's all-time leaders in strikeouts (156), games started (28), complete games (nine) and innings pitched (193.2). The Greer, S.C., native earned a degree in Education.

COACHING EXPERIENCE
Auburn (2009-present)
College of Charleston (1996-2008)

Foxhall will also once again be the Tigers' pitching coach, a position he held his first three years on the Plains. In his 16 years as a collegiate coach, Foxhall has seen 29 of his pitchers selected in the Major League Baseball draft, including seven in the first 10 rounds. He has also helped numerous pitchers improve their draft status by an average of 28 rounds. All seven of his players that went in the first 10 rounds were undrafted prospects before playing for Foxhall.

Foxhall and his wife, the former Laura Ballenger, have twin children, Kade and Kennedy.

Foxhall will also once again be the Tigers' pitching coach, a position he held his first three years on the Plains. In his 16 years as a collegiate coach, Foxhall has seen 29 of his pitchers selected in the Major League Baseball draft, including seven in the first 10 rounds. He has also helped numerous pitchers improve their draft status by an average of 28 rounds. All seven of his players that went in the first 10 rounds were undrafted prospects before playing for Foxhall.

Before heading to Auburn, Foxhall had an outstanding final five seasons at the College of Charleston, coaching the Southern Conference Pitcher of the Year four times while also molding one of the better overall pitching staffs in the league. In 2008 his staff led the conference in strikeouts (480) and saves (18) while his 2007 staff led the SoCon in strikeouts (445) and opponent batting average (.275) and was second in the league with a 4.82 ERA.

In 2006 the CofC pitching staff ranked second nationally with a 3.02 ERA behind eventual 2007 13th-round pick Nick Chiggas, who went 11-2, earned All-America honors and was named the Southern Conference Pitcher of the Year in both 2006 and 2007, the first time a player repeated as the winner in league history.

In 2005 Foxhall's pitching staff led the Southern Conference with a 4.09 ERA while in 2004 he led a very young but talented corps of pitchers to a school- and SoCon-record of 47 wins and a 4.35 team ERA, holding opponents to a conference-low .268 batting average against.

During Foxhall's coaching tenures at Auburn and CofC, 54 total players have been drafted, four players have been named conference Player of the Year, four have been named Pitcher of the Year and one has been named the conference Freshman of the Year. He has also helped recruit 57 all-conference selections, 17 All-America honorees, five Freshman All-Americans and nine Academic All-Americans.



ASSISTANT COACHES



GREG NORTON

31

YEARS AT AUBURN
First

ALMA MATER
Oklahoma (1994)

COACHING EXPERIENCE
Miami Marlins:

Triple-A Hitting Coach (2010)
Triple-A Manager (2010-11)
Minor League Hitting Coord.
(2012-13)

PLAYING EXPERIENCE
MLB (1996-09):

- Chicago (AL) (1996-2000)
- Colorado (2001-03)
 - Detroit (2004)
- Tampa Bay (2006-07)
 - Seattle (2008)
 - Atlanta (2008-09)

MiLB (1993-97; 2000, 2002,
2004-09)

Oklahoma (1991-93)

Greg Norton, a 13-year Major League Baseball veteran, was named Auburn's hitting coach on July 15, 2013.

Norton spent last season as the minor league hitting coordinator in the Miami Marlins organization, and he served two years with the New Orleans Zephyrs, the Marlins' Triple-A affiliate, as both a hitting coach and manager.

"As soon as Greg announced his retirement from major league baseball, I began seeking him to be a part of my coaching staff," Galloway said. "Through our relationship, I knew he possessed the character and the skills to relate to collegiate student-athletes. He is a great teacher of the game of baseball, and more specifically hitting. As I sought out his expertise in this hiring process, it became apparent that he had the desire to tutor collegiate hitters."

Norton made his coaching debut during the 2010 season as the Zephyrs' hitting coach. Midway through the year, he was promoted to manager when the Zephyrs' manager, Edwin Rodriguez, replaced Fredi Gonzalez as the Marlins' skipper. Norton finished the 2010 season and stayed on as manager for the entirety of the 2011 campaign.

"I am excited to be reunited with Coach Galloway, a coach I have great respect for. What is really appealing about coaching in the college ranks is the family atmosphere and the ability to develop young men," Norton

said. "When this opportunity arose, I was very interested in helping turn a program around. It felt like the right move for my family. Obviously, I was in a great position in the minor leagues as a hitting coordinator, but this is a dream opportunity to coach with a head coach who has a proven track record, be at a great university and conference."

In 1,107 big-league games, the switch-hitting Norton batted .249 with 89 home runs and 338 RBI. He played professionally from 1993 until 2009, spending time with the Chicago White Sox, Colorado, Detroit, Tampa Bay, Seattle and Atlanta.

He made his major league debut on Aug. 18, 1996, for the White Sox. His most productive year in Chicago came in 1999, when he hit .255 with 50 RBI and 16 home runs while splitting time at first base with three other players, including former Auburn great Frank Thomas.

Playing for the Rockies from 2001-03, he hit .252 in 344 games. His final year in Colorado, Norton led the major leagues in successful pinch hits and pinch-hit RBI. After spending time with the Tigers, Rays and Mariners over the next five years, he was traded to the Braves in 2008. That season, he led the majors with three pinch-hit home runs. He played alongside Auburn great Tim Hudson during that season.

Norton played collegiately at the University of Oklahoma from 1991-93, under then-assistant coach Sunny Galloway. In his junior season of 1993, the Sooners' third baseman was the team's batting champion with a .370 average, and he was named a second-team All-American by the NCBWA. He was a seventh-round draft pick out of high school in 1990, but improved his draft stock to a second-round pick by the White Sox in 1993.

Norton and his wife, Jaena, have a son, Jace, and a daughter, Ciana.





ASSISTANT COACHES & SUPPORT STAFF



HUNTER VICK

YEARS AT AUBURN
First

ALMA MATER
West Florida (2004)

COACHING EXPERIENCE
Pensacola Pelicans (2008)
Coastal Kingfish (2009)
Sussex Skyhawks (2010)
East Central CC (2010-11)
Central Alabama CC (2012-13)

PLAYING EXPERIENCE
MiLB (2004-07)
West Florida (2003-04)
Faulkner State CC (2001-02)

Hunter Vick, who helped lead Central Alabama Community College to the 2013 NJCAA National Championship as an assistant, was named Auburn's volunteer assistant baseball coach on July 30, 2013.

Vick brings four years of collegiate coaching experience and three years of coaching in the professional ranks to the Tigers' staff.

"I'm very happy to be here," Vick said. "I look forward to the plans Coach Galloway has for Auburn baseball. I've worked Auburn camps in the past, and we've got a lot of things in common. I knew Greg Norton when he was at Tampa Bay and he got called up to the majors a couple of times. When we talked, he thought I reminded him a lot of himself."

Vick will work with the Tigers' infielders alongside Galloway. He will also assist with camps, off-field operations and on-campus recruiting.

"We've very excited to add Hunter Vick to our coaching staff, and that completes our staff," Galloway said. "He comes to us with a wealth of knowledge as an infield instructor, and has really groomed some talented players over the years. He's very excited and loves Auburn, which was very important to me. I

think that he will work very well with our coaching staff. Chemistry played a big factor. The fact that he knows the junior colleges in our area, the fact that he helped coach a team to a national championship and is a proven winner also came into play. We're very excited for him and his wife, Lauren, to be part of the Auburn family."

He spent two seasons at CACC, capturing a national title in 2013 and climbing as high as No. 2 in the NJCAA national rankings in 2012. The Trojans posted an 86-26 record under his leadership.

Prior to CACC, he was an assistant coach for two years at East Central Community College in Decatur, Miss. While there, he helped the team's defense record a .972 fielding percentage in 2010, the top fielding mark in the nation.

Following a four-year professional playing career, Vick worked for three different independent league teams as an infield and hitting coach. He coached the Pensacola Pelicans (American Association) in 2008, the Coastal Kingfish (Continental League) in 2009, and the Sussex Skyhawks (Can-Am League).

Vick played professionally for four seasons, including three years in the Tampa Bay Devil Rays organization. He played most of the 2005 season at the Rookie level in Princeton, W.Va., before finishing the season in Double-A with the Montgomery Biscuits. In 2006, he played in Single-A with the Southwest Michigan Devil Rays and the Visalia Oaks, batting .236 with six doubles, a home run and 17 RBI. His final season of pro baseball was 2007, when he played a career-high 113 games with the Vero Beach Devil Rays, batting .214 with nine doubles, two triples, a homer and 31 RBI. He also played part of one season of independent league ball, signing with the Pensacola Pelicans for 14 games at the end of the 2004 season.

He played collegiately at the University of West Florida, where he started all 109 games for the Argonauts over two seasons, hitting .376 as a senior in 2004 with 10 doubles, three triples and 19 RBI in 192 at-bats. Vick also played two years of junior college ball at Faulkner State CC.

A native of Thomasville, Ala., he is married to Lauren Leigh Vick.



SCOTT DUVAL

YEARS AT AUBURN
17th

ALMA MATER
Auburn (1999)

Director of Baseball Operations Scott Duval enters his 17th season with the Auburn Tigers baseball program in 2014. With 16 years of experience at Auburn, he is responsible for the off-the-field operation of the baseball office. He oversees the baseball budget, team travel, game operations, student managers and all other business aspects of the baseball office. He also serves as the Camp Director for the Tigers' summer and winter baseball camps.

Duval is baseball's liaison with Auburn's media relations, marketing and promotions and compliance offices as well as the SEC office. He also takes the reigns on the annual team banquet, Strike Out Cancer 5K and Home Run Derby out of the baseball office, working with outside organizations to make sure all events run smoothly while generating money for their respective organizations. Duval also works closely with the Auburn Diamond Club and the Auburn Baseball Alumni Club, organizing various team events throughout the year, and he helped coordinated the First Annual Alumni Golf Tournament in 2006.

A native of Mobile, Ala., Duval served as a student manager for the men's basketball team at the University of Mobile in 1995. After transferring to Auburn in 1996, he served as a student manager for the Auburn baseball team from 1997-2000. He then served as a Graduate Administrative Assistant in 2001 before joining the Tigers' staff full time prior to the 2002 season as the Tigers' Administrative Assistant. He was promoted to Director of Baseball Operations prior to the 2004 season.


Duval graduated Summa Cum Laude from Auburn in 1999 with a Bachelor's of Science degree in health promotions with a minor in sports management. He continued his education at Auburn, receiving his Master's of Education in higher education administration in the spring of 2001.

Duval is married to the former Jessi Beshears and the couple resides in Auburn with their son, Bronx, and daughter, Tessa.

ADDITIONAL STAFF



Ryan Jenkins
Student Assistant Coach



Andrew Warnke
Clubhouse Manager

ASSISTANT COACHES & SUPPORT STAFF



ANTHONY SANDERSEN

YEARS AT AUBURN
Fourth

Anthony Sandersen is in his fourth year as the certified athletic trainer for the Auburn baseball team after spending five years working for a pair of professional baseball organizations.

ALMA MATER
South Dakota St. (2004)

A graduate of South Dakota State University with a B.S. in athletic training in 2004, Sandersen earned his M.S. in sports health care from A.T. Still University in 2007.

Before joining the staff at Auburn Sandersen spent two seasons as the full time athletic trainer for the Milwaukee Brewers rookie level team in Phoenix, Ariz. While in Phoenix he completed all team coverage duties as well as assisted the Minor League Medical Coordinator with various duties.

Prior to his stint with Milwaukee Sandersen was the full time athletic trainer for the Chicago Cubs rookie level team (2007) in Mesa, Ariz., and the short season Single-A team (2008) in Boise, Idaho.

Sandersen is married to Sarah Jean Sandersen and the couple has a daughter, Madalyn Ann.



WES TODD

YEARS AT AUBURN
Third

Wes Todd is in his third year in the Auburn athletics communications office and entering his first year as the primary contact for the Auburn baseball team.

ALMA MATER
Tennessee (2005)

For the last three years, Todd has been the contact for the Auburn volleyball program, and he worked with the Auburn swimming & diving program and the men's tennis team during his first two years on The Plains.

Prior to beginning his time at Auburn, he spent three years at the University of South Carolina (2008-11), where he served as the primary contact for the Gamecock swimming & diving and golf teams, along with working as a secondary contact for South Carolina football and the radio voice of Gamecock softball.

He worked at Louisiana Tech University during the 2007-08 school year, where he was the primary contact for Bulldog baseball as well as Lady Techster soccer and bowling. He also served on the stat crew for football and basketball and was the media coordinator for the 2008 WAC Baseball Tournament.

Todd graduated from the University of Tennessee in 2005 with a bachelor's degree in journalism, then earned his master's from UT in 2007 in sport management. While at UT, he worked in the Lady Vols' sports information office for two years in graduate school, and he was the sports editor of the Daily Beacon, UT's student newspaper, as a senior.

Todd is married to the former Lauren Quick, and the couple reside in Auburn.

STUDENT MANAGERS AND ADDITIONAL STAFF



Sam Bayles
Second Season



Matt Fredrick
Fourth Season



Brian Lenhart
First Season



Connor Webster
Third Season



Justin Veazey
Third Season



Shinichiro Fukuda
First Season



Katy South
First Season



Megan Roberts
First Season



SUPPORT STAFF



Michael Shumaker

YEARS AT AUBURN
Second

ALMA MATER
Mississippi State (2005)

Michael Shumaker was named an assistant strength and conditioning coach at Auburn in September 2012 following a two-year run as the Director of Strength and Conditioning at Radford University.

Shumaker, a Forest, Miss., native, is in charge of all strength and conditioning for Auburn's baseball and track and field teams, designing and implementing programs for both teams while also helping to oversee the Watson Field House weight room.

In Shumaker's role at Radford he oversaw the day-to-day operations of the entire athletics department strength and conditioning program, working directly with the baseball, men's basketball, women's basketball, men's tennis and volleyball teams.

Shumaker, who went to Radford from Biloxi (Miss.) High School, was a graduate assistant coach at his alma mater, Mississippi State, from 2007-09. During his time in Starkville he was in charge of the men's and women's track and field squads while assisting with the football and baseball teams.

A 2005 graduate of Mississippi State with a degree in physical education, Shumaker was a member of the MSU baseball and football teams. He then went on to earn his Master of Science in Instructional Technology in 2009 from Mississippi State in 2009.

Shumaker is married to the former Edie Robinson. The couple have a daughter, Rhylynn.



Kirsten Perkins

YEARS AT AUBURN
12th

ALMA MATER
Auburn (1992)

Kirsten Perkins, Ph. D, joined the Student Athlete Support Services (SASS) staff in 2003 as the first Learning Specialist. In 2006 she began serving as the Academic Counselor for the Men's Basketball team and has since expanded her roles to include Baseball. Kirsten received her undergraduate degree in Elementary Education in 1992 and her Master's degree in Special Education in 1993 both from Auburn University. She recently completed her Ph. D from Auburn as well. Prior to joining the

SASS staff, Kirsten taught at-risk and learning disabled students in public schools for seven years. Kirsten coordinates the P.A.W. Program (Promoting Academic Winners) which assists student-athletes with documented or suspected academic difficulties. Kirsten also coordinates the Healthy Living Learning Community.



Scott Sehnert

YEARS AT AUBURN
Third

ALMA MATER
Ball State (2003)

Scott Sehnert joined the Auburn University Sports Medicine staff in August 2009. In his role as Sports Dietitian he oversees the sports nutrition needs for AU's 21 varsity sports including nutrition education, counseling, training tables, body composition analysis, and supplement evaluation.

Sehnert holds a Bachelor's Degree in Dietetics from Ball State University, where he was also a varsity student-athlete. He earned his first Master's Degree in Nutritional Sciences with a wellness and sports nutrition emphasis from the University of Kentucky while completing his clinical training at UK's Chandler Medical Center and the Lexington V.A. Hospital. He received his second Master's Degree in Kinesiology with a concentration in exercise physiology from Michigan State University.

After completing his first master's degree and clinical training, he spent three months as an intern with the U.S. Speed Skating Team and the University of Utah sports nutrition program. Prior to coming to Auburn, he held a similar position at Michigan State University where he coordinated the sports nutrition services for their student-athletes.

Sehnert is a Registered Dietitian (RD) with the American Dietetic Association (ADA) and is a member of the Sports, Cardiovascular, and Wellness Nutrition (SCAN) dietetic practice group. Scott also holds certifications with the ADA as a Board Certified Specialist in Sports Dietetics (CSSD), and with the National Strength and Conditioning Association (NSCA) as a Certified Strength and Conditioning Specialist (CSCS). He serves on the Board of Directors for the Collegiate and Professional Sports Dietitians Association (CPSDA).

Sehnert is married to the former Beth Romick of Evansville, Ind. The couple have a son, Leland Matthew.



SPORTS MEDICINE



JOE-JOE PETRONE
DIR. OF SPORTS MEDICINE

Joined AU Staff: August 25, 2009

Responsibility: Oversees Auburn's department of 12 certified full-time staff and 11 certified graduate assistants.

Experience: Spent seven years as the Head Athletic Trainer at Middle Tennessee State University, overseeing medical care given to the athletes of 18 different varsity sports. Prior to MTSU, spent five years as the athletic trainer and therapist at The HealthSouth Sports Medicine Center in Tampa, Florida. Was the assistant athletic trainer for the Tampa Bay Buccaneers from 1987 to 1996. From 1981 to 1987, was the assistant athletic trainer for Ole Miss. For five years, worked as an athletic trainer for the New York Yankees Fantasy Camp and also was a volunteer athletic trainer for Florida College and Hillsborough High School football. Summer assistant athletic trainer for the New York Jets in Hempstead, New York, in 1979 and 1980.

Personal Information: Earned his bachelor's degree from Vanderbilt University in 1980 and a Master's of Science from the University of South Florida in 1994. He and his wife, Allyson, have twin sons, Chas and Michael. He is a certified member of the National Athletic Trainers Association, Petrone is also a member of the Southeastern Athletic Trainers' Association, and the Alabama Athletic Trainers' Association.



DR. JAMES ANDREWS
ORTHOPAEDIC SURGEON

Responsibility: Serves as orthopaedic surgeon and Medical Director for Auburn student-athletes.

Experience: A member of the Andrews Sports Medicine and Orthopaedic Center, Chairman of the Board of the American Sports Medicine Institute (ASMI) in Birmingham, Ala. and Medical Director of the Andrews Institute in Gulf Breeze, Fla. Has been mentor for more than 250 orthopaedic/sports medicine fellows who have trained with him through the American Sports Medicine Institute. A member of the American Board of Orthopedic Surgery and the American Academy of Orthopedic Surgeons. Has been awarded a Doctor of Laws Degree from Livingston University, Doctor of Science Degree from Troy State and a Doctor of Science Degree from Louisiana State University. Currently serves as Senior Orthopaedic Consultant for the Washington Redskins, Medical Director for the Tampa Bay Devil Rays, and is Co-Medical Director for the Ladies Professional Golf Association.

Personal Information: Graduated from Louisiana State University in 1963 where he was Southeastern Conference indoor and outdoor pole vault champion. Completed medical school in 1967 and completed his orthopaedic residency at Tulane Medical School in 1972. Elected to the Alabama Sports Hall of Fame in 1992.



DR. MICHAEL GOODLETT
TEAM PHYSICIAN

Responsibility: Serves as Auburn University Sports Medicine team physician, overseeing all aspects of the daily sports medicine/primary care needs of all Auburn student-athletes. Coordinates care with the athletic training staff, local medical community, and Auburn University Medical Director, Dr. James Andrews.

Experience: A charter member of the American Medical Society for Sports Medicine. Also a member of the American Sports Medicine Fellowship Society, American Medical Society, Medical Association of the State of Alabama, Lee County Medical Society, American Academy of Family Physicians and Alabama Academy of Family Physicians. An affiliate professor in Kinesiology at Auburn University. A member of Auburn's Institutional Review Board for the Use of Human Subjects in Research since 1996. Previously served as Medical Director of Auburn's Drake Student Health Center. Formerly practiced at East Gadsden Clinic in Gadsden, Ala., served as Medical Director of the Etowah County Hospice Organization and as Team Physician at Jacksonville State University. Named 2008 SEC Team Physician of the Year.

Personal Information: Married to the former Donna Webster of Tanner, Ala., and has two children, Haley and Hunter. Graduated summa cum laude from the University of North Alabama in Florence, Ala., with a bachelor of science in Chemistry. Graduated from the University of South Alabama College of Medicine in Mobile, Ala. with a Doctor of Medicine. Family practice residency at University of Alabama-Birmingham/Baptist Memorial Hospital. Fellow, American Board of Family Practice. Certified Team Physician-American College of Sports Medicine.




DAVID WALSH
**MANAGER OF PLAINSMAN PARK
PHYSICAL THERAPY**

Joined AU Staff: September 2005

Responsibility: Oversees rehabilitation at Plainsman Park Physical Therapy.

Experience: Director of the HealthSouth Physical Therapy Clinic at Auburn from 1998 until accepting current position. Was the Co-Curriculum Director and offsite physical therapy clinic director at East Tennessee State University from 1991-98. Served on the medical staff (track and field) for the 1996 Atlanta Olympic Games. Director and Chief Physical Therapist at Northside Hospital in Johnson City, Tenn., from 1990-91. Served as the director of Physiol Therapy (rehabilitation services) at Doctor's Hospital in Columbus, Ga., from 1989-90. Was a staff physical therapist at the Hughston Sports Medicine Clinic in Columbus from 1988-89. An assistant athletic trainer for football, basketball and baseball at The Citadel (Charleston, S.C.) from 1985-88. Was a graduate assistant athletic trainer for football and track at Auburn (1984-85).

Personal Information: Born July 10, 1962, in Bluff City, Tenn. Married to the former Kelly Ladye of Columbus, Ga. Has one daughter, Emily Michelle. Earned B.S. in physical education/sports medicine from East Tennessee State in 1984. Earned Masters in Education from Auburn in 1985. B.S. in physical therapy from Medical University (Charleston, S.C.) in 1988. Is a certified member of the National Athletic Trainers Association. Current member of the American Physical Therapy Association and Alabama Athletic Trainers Association. Founding member of Mountain Empire Sports Medicine Society. Board appointed committee member to advocate working relationships between physical therapists and athletic trainers in 1992 in Nashville, Tenn.



BLAKE AUSTIN

34

POSITION
Catcher

CLASS
Junior

BATS / THROWS
R/R

HEIGHT - WEIGHT
6-1 - 220

EXPERIENCE
3L

HOMETOWN
Douglasville, Ga.

HIGH SCHOOL
Landmark Christian

Goals into 2014 tied for third in Auburn history in runners thrown out with 40

2013 - JUNIOR YEAR

Played in 51 games, making 49 starts ... Auburn pitching staff had 3.48 ERA when he was behind plate ... Hit .290 (51-for-176) with team-leading 13 doubles and three home runs, driving in 23 RBI ... Scored 18 runs ... Had a .984 fielding percentage (261 putouts, 42 assists, five errors) in all games ... Has caught 20 would-be base-stealers in his career which is tied with Hayden Gliemmo (1998-01) for ninth all-time at Auburn ... 12 of those 20 have come in SEC play ... Had a .415 slugging percentage, 73 total bases .332 on-base pct. ... Was 8-for-12 (.667) during season with a runner on third and less than two out ... Career-best eight-game hitting streak (10-for-30, .333) with two runs, two RBI, three doubles and one walk from Indiana State (2/24) game thru Kennesaw State (3/12) game ... Had 13 multi-hit games (32-for-53, .604) ... Walked nine times during the season, hit by pitch three times ... Had pair of four-hit games during the season, tied for team lead with Cullen Wacker ... Went 4-for-4 against Ole Miss (5/4) with one RBI, three doubles, one single, and two runs ... Went 4-for-5 with a double and an RBI vs. Samford (4/16) ... Was 7-for-11, .636 overall in series against Ole Miss (5/3-5/5) with two RBI, four singles and three doubles ... Was 3-for-4 against Arkansas (5/18) with three RBI and one run ... Hit home runs against Alabama (3/28), Texas A&M (4/6), and Florida (5/11) ... Pinch-hit, walk-off RBI double vs. Alabama State (4/10).

2012 - SOPHOMORE YEAR

Hit .296 (37-for-125) with eight doubles, a triple and three home runs, driving in 21 RBI ... Played in 44 games with 38 starts ... All 38 starts came behind the plate ... Scored 11 runs ... Hit .323 (21-for-65) in league play with four doubles, two home runs and 16 RBI ... Had a .983 fielding percentage (199 putouts, 29 assists, four errors) in all games ... Threw out 17 of 41 runners trying to steal a base ... 17 runners thrown out was fifth in the SEC ... Has thrown out 20 runners in his career, which is tied for ninth with Hayden Gliemmo (1998-01) all-time at Auburn ... Hit .262 (11-for-42) against left-handers and .313 (26-for-83) against right-handers ... Hit .318 with runners on base ... 10 of his RBI came with two outs ... Hit a solo home run in the loss to Jacksonville State (5/15) ... Had a career-best six-game hitting streak, collecting six multi-hit games (14-for-20, .700), from 4/21-29 ... SEC Player of the Week (4/30) after going 7-for-11 (.636) with two doubles, a home run and a team-high 10 RBI in the sweep of

Tennessee as well as his 2-3 with a walk and a run scored at Troy (4/24) outing ... Had just nine RBIs before the week started ... 5-for-8 (.625) against South Carolina (4/20-22) with a double and a RBI ... 4-for-7 (.571) in two starts at Alabama (4/6-8) ... Hit his first career home run, a three-run shot, in Auburn's four-run seventh in the 10-6 win over Mississippi State (3/31) ... Threw out two base stealers in the Mississippi State series ... Was 3-for-5 with a triple and the two stolen bases in the 8-3 win at Arizona (2/25), scoring two runs and driving in two others.

2011 - FRESHMAN YEAR

Played in 11 games with five starts ... Hit .300 (6-for-20) ... In five starts, hit .357 (5-for-14) with a double, RBI and four runs scored while owning a perfect fielding percentage behind the plate ... Had a career-best four hits in his start against Texas Southern (4/27) with a double and two runs scored ... Was 1-for-1 with a run scored at #20 Troy (4/5) ... Started the 6-1 win over #21 Troy, collecting his first hit and his first RBI with a seventh-inning, two-out RBI single that helped ignite a four-run inning ... Started the Capital City Classic (3/15), going 0-for-2 with a walk ... Threw out Taylor Dugas in the bottom of the fifth, the first person to attempt a steal on him ... Made his first career start on March 13 vs. Arizona State and went 0-for-1 with a run scored ... Played in two games of the series with Arizona State, also entering as a defensive substitution in the eighth on Saturday ... Made his season debut in the sixth inning of the 9-2 win over Bethune-Cookman (3/1), entering as a defensive replacement.

HIGH SCHOOL

Played for Phil Williams at Landmark Christian ... Hit .512 with 16 home runs and 55 RBI as a senior ... 2010 Preseason Under Armour All-American ... 2010 Region 5A Player of the Year ... 2010 all-state selection ... Career .402 hitter with 35 home runs and 182 RBI ... Four-time 5A All-Region selection ... 2008 and 2009 Tri-City All-State Team ... 2008 Dugout All-State and three-time Georgia Top 100 ... Holds the Perfect Game National Record for underclassmen at Catcher Pop-time with 1.78 seconds and Velocity at 83 MPH ... Also played football where he was an all-region selection.

PERSONAL

Blake Anthony Austin ... Son of Teresa and Michael McKenney and Lyle and Beverly Austin ... Has two siblings, Brooks and Bailey Austin ... Major: political science.

ALL GAMES

Year	Avg	GP	GS	AB	R	H	2B	3B	HR	RBI	TB	SLG%	BB	HBP	SO	GDP	OB%	SF	SH	SB	ATT	PO	A	E	FLD%
2011	.300	11	5	20	5	6	1	0	0	1	7	.350	1	2	4	2	.391	0	1	1	1	39	7	0	1.000
2012	.296	44	38	125	11	37	8	1	3	21	56	.448	9	6	17	5	.369	1	6	3	3	199	29	4	.983
2013	.290	51	49	176	18	51	13	0	3	23	73	.415	9	3	25	9	.332	2	2	0	0	261	42	5	.984
TOTAL	.293	106	92	321	34	94	22	1	6	45	136	.424	19	11	46	16	.350	3	9	4	4	499	78	9	.985

SEC GAMES ONLY

Year	Avg	GP	GS	AB	R	H	2B	3B	HR	RBI	TB	SLG%	BB	HBP	SO	GDP	OB%	SF	SH	SB	ATT	PO	A	E	FLD%
2011	.000	3	0	4	0	0	0	0	0	0	0	.000	0	0	1	1	.000	0	0	0	0	6	1	0	1.000
2012	.323	24	21	65	3	21	4	0	2	16	31	.477	8	2	6	3	.408	1	4	1	1	88	17	2	.981
2013	.271	29	28	96	11	26	5	0	3	14	40	.417	6	1	14	5	.314	2	0	0	0	140	20	3	.982
TOTAL	.285	56	49	165	14	47	9	0	5	30	71	.430	14	3	21	9	.346	3	4	1	1	234	38	5	.979

CAREER HIGHS

At Bats: 5, 6x, at Samford (4/16/13)
 Runs: 2, 3x, vs. Ole Miss (5/4/13)
 Hits: 4, 2x, vs. Ole Miss (5/4/13)
 RBI: 5, vs. Tennessee (4/29/12)
 Doubles: 3, vs. Ole Miss (5/4/13)
 Triples: 1, at Arizona (2/25/12)
 HR: 1, 6x, at Florida (5/11/13)
 Hit Streak: 8 (Feb. 24-Mar. 12)
 Reach Base: 9 (Feb. 24-Mar. 15)

MULTI-HIT GAMES

Year	2	3	4	5+	Total
2011	--	--	1	--	1
2012	10	3	--	--	13
2013	9	2	2	--	13
Totals	19	5	3	--	27

MULTI-RBI GAMES

Year	2	3	4	5+	Total
2011	--	--	--	--	--
2012	2	1	1	1	5
2013	2	2	--	--	4
Totals	4	3	1	1	9

CAUGHT STEALING BY.....CS

1. Tony Caldwell (2008-11) 59
2. Casey Dunn (1996-99) 57
3. **Blake Austin (2011-12) 40**
4. Josh Bell (2003-05) 39
5. Bobby Huddleston (2000-03) 35
6. Josh Donaldson (2005-07) 29
7. Trent Pratt (2001-02) 29
8. Ryan Jenkins (2006-10) 28
9. Kirby Clark (1995-96) 26
- Hayden Gliemmo (1998-01) 20



BRETT BINNING

13

POSITION
Infielder

CLASS
Freshman

BATS / THROWS
R/R

HEIGHT - WEIGHT
6-0 - 161

EXPERIENCE
HS

HOMETOWN
Danville, Calif.

HIGH SCHOOL
Monte Vista

HIGH SCHOOL

Played at Monte Vista High School for coach Bill Piona ... 2013 All-East Bay and All-Bay Area first team ... Ranked No. 18 overall prospect and No. 2 shortstop in northern California by Nor Cal Preps ... Ranked No. 224 overall prospect and No. 28 shortstop nationally by Perfect Game ... 2012 Perfect Game National Showcase ... 2012 Perfect Game Underclass All-America 2nd team ... 2013 Rawlings Preseason All-California first team ... Selected to 2012 Northern California MLB Scout Association All-Star Game ... Helped lead Monte Vista HS to CIF North Coast Section semifinals ... Hit .329 with 2 HR and 16 RBI as a senior.

PERSONAL

Brett Alan Binning ... Parents are Tim and Vanessa Binning ... Father played baseball and football at Pomona College ... Has a brother, Connor ... Major: undecided.





JACKSON BURGREEN

19

POSITION
Outfielder

CLASS
Sophomore

BATS / THROWS
L/L

HEIGHT - WEIGHT
6-1 - 186

EXPERIENCE
1L

HOMETOWN
Athens, Ala.

HIGH SCHOOL
Athens

2013 - FRESHMAN YEAR

Played in 30 games, making 29 starts ... Started 15 games in left field, 14 in right field ... Hit .225 (25-for-111) with four doubles, one triple and one home run, driving in eight RBI ... Scored 22 runs ... Had a .306 slugging percentage with 34 total bases ... Struck out 25 times ... Had 14 walks, two hit by pitch... Ground into one double play... Had a .323 on-base percentage... Was 2-for-3 stealing bases... Had a perfect 1.000 fielding percentage ... Had a five game hit streak (8-for-20, .400) with six runs, no RBI, three doubles, and three walks ... Was 6-for-17, .352 in season-opening series against Maine (2/15-17) ... Hit by a pitch twice at Kennesaw State (3/12) ... Tied for most in a game during the season ... Was leadoff hitter in 22 games ... Hit safely in 18 of 29 games he started and opened the season on a five-game hitting streak ... Doubled in first career at-bat.

HIGH SCHOOL

Played for Thad Prater at Athens ... Also played for the Bama Bombers and coach Jacob Legg ... Hit .508 with 16 doubles, six triples and five home runs as a senior ... Drove in 24 RBI and scored 47 runs ... 2012 ASWA All-State 5A First Team outfielder ... 2012 Decatur All-Area Team ... 2012 Huntsville Times Elite Team ... Hit .440 with nine home runs and 33 RBI in 2011.

PERSONAL

Jackson Karl Burgreen ... Son of Ricky and Lauri Burgreen ... Has a sister, Elizabeth ... Father and grandfather both graduated from Auburn ... Mother played tennis at Calhoun CC ... Major: agricultural economics.

CAREER HIGHS

At Bats: 6, 3x, vs. Eastern Illinois (3/2/13)
Runs: 3, vs. Maine (2/16/13)
Hits: 2, 7x, at Texas A&M (4/6/13)
RBI: 2, vs. Vanderbilt (3/17/13)
Doubles: 2, vs. Maine (2/15/13)
Triples: 1, vs. Brown (3/8/13)
HR: 1, vs. Eastern Illinois (3/2/13)
Hit Streak: 5 (Feb. 15-23, 2013)
Reach Base..... 7 (Feb. 15-24, 2013)

MULTI-HIT GAMES

Year	2	3	4	5+	Total
2013	7	--	--	--	7
Totals	7	--	--	--	7

MULTI-RBI GAMES

Year	2	3	4	5+	Total
2013	1	--	--	--	1
Totals	1	--	--	--	1

ALL GAMES

Year	Avg	GP	GS	AB	R	H	2B	3B	HR	RBI	TB	SLG%	BB	HBP	SO	GDP	OR%	SF	SH	SB	ATT	PO	A	E	FLD%
2013	.225	30	29	111	22	25	4	1	1	8	34	.306	14	2	25	1	.323	0	0	2	3	63	0	0	1.000
TOTAL	.225	30	29	111	22	25	4	1	1	8	34	.306	14	2	25	1	.323	0	0	2	3	63	0	0	1.000

SEC GAMES ONLY

Year	Avg	GP	GS	AB	R	H	2B	3B	HR	RBI	TB	SLG%	BB	HBP	SO	GDP	OR%	SF	SH	SB	ATT	PO	A	E	FLD%
2013	.172	11	10	29	3	5	0	0	0	3	5	.172	7	0	7	0	.333	0	0	1	1	24	0	0	1.000
TOTAL	.172	11	10	29	3	5	0	0	0	3	5	.172	7	0	7	0	.333	0	0	1	1	24	0	0	1.000



JUSTIN CAMP

27

POSITION
Right-Handed Pitcher

CLASS
Redshirt Sophomore

BATS / THROWS
R/R

HEIGHT - WEIGHT
6-1 - 229

EXPERIENCE
1L

HOMETOWN
Decatur, Ala.

HIGH SCHOOL
Austin

PERSONAL

Justin Luke Camp ... Son of Jeff and DeLyn Camp ... Has a sibling, Riley ... Major: wildlife science.

2013 - REDSHIRT FRESHMAN YEAR

Had a 5-1 record with a 2.44 ERA in 18 appearances ... Held opponents to a .248 batting average over 44.1 innings pitched ... Had two saves, Kennesaw State (3/12) and Samford (4/16) ... Was 11.2 innings shy of qualifying for the league stats but would have 13th-best ERA in SEC if he did ... His five wins were most out of the Auburn bullpen and second-most on the team ... Inherited 18 runners and allowed nine to score (50%) ... Retired first hitter faced in 7 of 16 relief appearances ... Recorded first career win in first career outing, pitching four innings while giving up just one earned run against Maine (2/16) ... Gave up a lead-off double but retired the next 12 straight over 4 innings in win over Indiana State (2/24) ... Season-high four strikeouts at Kennesaw State to earn first career save (3/12) ... Pitched five innings of one-hit ball to earn third win of season in 7-4 comeback win over Wofford (4/3) ... Combined with four other pitchers to four-hit Alabama State (4/10) ... Picked up first career SEC win with 1.1 innings of scoreless relief against Georgia (4/12) ... Earned second save with three shutout innings with three strikeouts at Samford (4/16) ... Made first career start at Florida (5/12) and pitched 4.1 innings of shutout ball, scattering five hits and striking out three, helping Auburn to first series win at UF since 2006.

2012 - FRESHMAN YEAR

Was on the roster but was given a medical redshirt after missing the season due to an injury.

HIGH SCHOOL

Played for Mike Henson at Austin HS ... 6-0 with a 0.62 ERA in 41 innings as a senior, striking out 65 ... Had a 3.13 ERA with 107 strike outs in 60 innings as a junior ... Threw three no-hitters in his high school career ... 2010 Team USA Trials invitee .. Perfect Game/Rawlings All-American ... USSSA All-American ... 2010 AHSAA North-South All-Star ... Decatur Daily All-Area.

CAMP AT A GLANCE

CAREER RECORD

at Plainsman Park.....	5-0
On Road	0-1
vs. SEC	2-1
vs. SEC West.....	1-0
vs. SEC East.....	1-1

CAREER HIGHS

Innings	5.0, vs. Wofford (4/3/13)
Hits	5, at Florida (5/12/13)
Runs.....	3, 3x, at Missouri (4/28/13)
Earned Runs	3, 2x, at Missouri (4/28/13)
Walks.....	2, 7x, vs. Samford (5/8/13)
Strikeouts	4, at Kennesaw State (3/12/13)
Pitches	64, at Florida (5/12/13)

JUSTIN CAMP'S CAREER APPEARANCES

*-Starter

2013 - REDSHIRT FRESHMAN YEAR

Date	Opp (Res.)	DEC	QS	IP	H	R	ER	BB	SO	HR	ERA	PIT/STRK
2/16	MAINE (W, 12-3)	W	--	4.0	4	2	1	0	2	0	2.25	56/38
2/24	INDIANA STATE (W, 6-5)	W	--	4.0	1	0	0	1	2	0	1.12	58/34
3/2	EASTERN ILL. (W, 14-7)	H	--	1.0	4	3	3	2	1	0	4.00	34/21
3/10	BROWN (W, 6-3)	--	--	1.0	2	0	0	0	1	0	3.60	18/11
3/12	at Kennesaw St. (W, 8-3)	S	--	3.2	2	0	0	0	4	0	2.63	39/26
3/17	#2 VANDERBILT (L, 6-8)	--	--	2.0	4	3	1	2	2	0	2.87	58/36
3/23	at #3 LSU (L, 1-5)	--	--	1.0	1	0	0	2	0	0	2.70	27/13
3/26	at Troy (L, 2-11)	--	--	1.0	0	0	0	2	0	0	2.55	19/9
4/3	WOFFORD (W, 7-4)	W	--	5.0	4	1	1	0	3	0	2.38	63/43
4/10	ALABAMA ST. (W, 2-1)	--	--	2.1	1	0	0	0	2	0	2.16	32/21
4/12	GEORGIA (W, 4-3)	W	--	1.1	0	0	0	1	1	0	2.05	20/11
4/16	at Samford (W, 6-3)	S	--	3.0	0	0	0	2	3	0	1.84	58/31
4/20	at #10 Miss. St. (L, 0-6)	--	--	3.2	3	0	0	1	1	0	1.64	42/27
4/28	at Missouri (L, 1-4)	L	--	1.1	1	3	3	2	1	1	2.36	32/16
5/4	#18 OLE MISS (W, 8-5)	W	--	2.1	3	1	1	0	2	0	2.45	24/18
5/8	SAMFORD (W, 9-3)	--	--	1.1	3	0	0	2	0	0	2.37	30/17
5/12	*at Florida (W, 4-1)	--	--	4.1	5	0	0	1	3	0	2.13	64/44
5/18	*#11 ARKANSAS (W, 11-6)	--	--	2.0	2	2	2	1	0	1	2.44	42/24

ALL GAMES

Year	ERA	W	L	App	GS	CG	SHO	CBO	SV	IP	H	R	ER	BB	SO	2B	3B	HR	BF	B/Avg	WP	HBP	BK	SFA	SHA
2013	2.44	5	1	18	2	0	0	0	2	44.1	40	15	12	19	28	7	0	2	188	.248	0	1	0	2	5
TOTAL	2.44	5	1	18	2	0	0	0	2	44.1	40	15	12	19	28	7	0	2	188	.248	0	1	0	2	5

SEC GAMES ONLY

Year	ERA	W	L	App	GS	CG	SHO	CBO	SV	IP	H	R	ER	BB	SO	2B	3B	HR	BF	B/Avg	WP	HBP	BK	SFA	SHA
2013	3.50	2	1	8	2	0	0	0	0	18.0	19	9	7	10	10	4	0	2	82	.279	0	0	0	1	3
Totals	3.50	2	1	8	2	0	0	0	0	18.0	19	9	7	10	10	4	0	2	82	.279	0	0	0	1	3





REID CARTER

38

POSITION
Right-Handed Pitcher

CLASS
Senior

BATS / THROWS
R/R

HEIGHT - WEIGHT
6-3 - 200

EXPERIENCE
1L

HOMETOWN
Auburn, Ala.

PREVIOUS SCHOOL
NW Florida State College

HIGH SCHOOL
Auburn

... Major: marketing.

2013 - JUNIOR YEAR

Appeared in 15 games, all in relief ... Posted a 1-2 record with one save ... Finished with a 2.78 ERA in 22.2 innings pitched ... All three decisions came in the month of May ... Held opponents to a .211 batting average, best among all Auburn pitchers ... Struck out 17 and walked 16 during the season ... Inherited 25 runners and allowed just three to score (12%) ... Retired first hitter he faced 12 of 15 times (80%) ... Earned a hold in the Sunday win over Brown, entering with the bases loaded and Auburn leading 4-1 (3/10) ... Pitched career-long four innings at LSU, allowing two earned runs and matching a career-high with three strikeouts (3/22) ... Earned first career save with two shutout innings and three strikeouts against Wofford (4/3) ... Picked up first career win in comeback win over Samford, logging 2.1 scoreless innings after entering with bases loaded and two outs; did not allow any of his inherited runners to score (5/8) ... Took loss in SEC Tournament game vs. Alabama (5/21), despite not allowing any runs to score while in the game ... Pitched 2.1 innings and left after one-out single in 8th; runner came around to score game-winning run.

JUNIOR COLLEGE

Played at Northwest Florida State CC in 2011 before moving to Florida State College in 2012 ... Was 6-3 with a 3.70 ERA in 64 innings at Florida State College ... Struck out 69.

HIGH SCHOOL

Played for Matt Cimo at Auburn ... 2009 OA News Pitcher of the Year ... Went 9-2 with a 2.02 ERA and 57 strike outs ... 2009 First Team All-State (6A) ... 2009 OA News All-Area selection at shortstop ... Hit six home runs ... 2008 All-Area honorable mention as both a pitcher and infielder.

PERSONAL

Reid Burton Carter ... Son of Burt and Lucia Carter ... Has three brothers: Mitch, Kyle and Trey ... Grandfather, mother, father and brother Kyle are all Auburn graduates ... Brother Trey is a freshman at Auburn

CARTER AT A GLANCE

CAREER RECORD

at Plainsman Park.....	1-0
Road/Neutral.....	0-2
vs. SEC.....	0-2
vs. SEC West.....	0-1
vs. SEC East.....	0-1

CAREER HIGHS

Innings.....	4.0, at LSU (3/22/13)
Hits.....	3, 2x, at LSU (3/22/13)
Runs.....	2, 2x, at LSU (3/22/13)
Earned Runs.....	2, 2x, at LSU (3/22/13)
Walks.....	4, at LSU (3/22/13)
Strikeouts.....	3, 3x, vs. Alabama (5/21/13)
Pitches.....	82, at LSU (3/22/13)

REID CARTER'S CAREER APPEARANCES

*-Starter

2013 - JUNIOR YEAR		DEC	QS	IP	H	R	ER	BB	SO	HR	ERA	PIT/STRK
Date	Opp (Res.)											
2/15	MAINE (W, 3-2)	--	--	0.1	0	0	0	0	0	0	0.00	3/1
2/23	MIDDLE TENN. ST. (L, 1-2)	--	--	1.0	1	0	0	0	2	0	0.00	16/11
3/1	EASTERN ILL. (L, 10-11)	H	--	0.1	1	1	1	2	0	0	5.40	14/5
3/10	BROWN (W, 6-3)	H	--	1.1	3	2	2	0	1	0	9.00	21/14
3/22	at #3 LSU (L, 4-9)	--	--	4.0	3	2	2	4	3	0	6.43	82/45
3/28	Alabama (L, 2-6)	--	--	3.2	2	0	0	1	1	0	4.22	47/28
4/3	WOFFORD (W, 7-4)	S	--	2.0	0	0	0	1	3	0	3.55	32/17
4/7	at #18 Texas A&M (L, 1-4)	--	--	0.2	0	0	0	2	0	0	3.38	20/9
4/13	GEORGIA (W, 8-4)	H	--	0.1	0	0	0	0	0	0	3.29	2/2
4/20	at #10 Miss. St. (L, 0-6)	--	--	0.1	0	0	0	0	1	0	3.21	7/4
5/5	#18 OLE MISS (W, 5-4)	--	--	3.0	1	0	0	1	1	0	2.65	47/25
5/8	SAMFORD (W, 9-3)	W	--	2.1	2	0	0	1	2	0	2.33	48/27
5/11	at Florida (L, 4-5)	L	--	0.0	1	1	1	1	0	0	2.79	9/5
5/17	#11 ARKANSAS (L, 0-1)	--	--	1.0	1	0	0	2	0	0	2.66	27/11
5/21	vs. Alabama (SECT) (L, 3-6)	L	--	2.1	1	1	1	1	3	0	2.78	37/24

ALL GAMES

Year	ERA	W	L	App	GS	CG	SHO	CBO	SV	IP	H	R	ER	BB	SO	2B	3B	HR	BF	B/Avg	WP	HBP	BK	SFA	SHA
2013	2.78	1	2	15	0	0	0	0	1	22.2	16	7	7	16	17	3	1	0	95	.211	2	1	0	0	2
TOTAL	2.78	1	2	15	0	0	0	0	1	22.2	16	7	7	16	17	3	1	0	95	.211	2	1	0	0	2

SEC GAMES ONLY

Year	ERA	W	L	App	GS	CG	SHO	CBO	SV	IP	H	R	ER	BB	SO	2B	3B	HR	BF	B/Avg	WP	HBP	BK	SFA	SHA
2013	2.08	0	1	8	0	0	0	0	0	13.0	8	3	3	11	6	1	0	0	54	.195	1	0	0	0	2
Totals	2.08	0	1	8	0	0	0	0	0	13.0	8	3	3	11	6	1	0	0	54	.195	1	0	0	0	2



TANNER CIMO

5

POSITION
Infielder

CLASS
Junior

BATS / THROWS
L/R

HEIGHT - WEIGHT
5-6 - 172

EXPERIENCE
2L

HOMETOWN
Auburn, Ala.

HIGH SCHOOL
Auburn

2013 - SOPHOMORE YEAR

Appeared in 15 games, collecting one hit in 10 at-bats (.100) ... Earned three starts at second base ... Walked, recorded an RBI and scored a run in second game of doubleheader vs. Maine (2/16) ... Went 1-for-3 in start vs. Alabama (3/28) ... Saw action as a defensive replacement in 10 games ... For the season, had just one error in 21 chances, recorded eight putouts and 12 assists ... Helped turn two double plays on the year.

2012 - FRESHMAN YEAR

Hit .300 (3-for-10) in a limited number of plate appearances ... Played in 13 games ... Scored four runs and drove in a RBI ... Had a .500 on base percentage after drawing three walks and getting hit by a pitch once ... Had a perfect fielding percentage on 17 tries (four putouts, 13 assists) ... Hit .333 (2-for-6) in SEC play ... Entered as a defensive replacement on Saturday vs. No. 2 Florida (5/19) and went 1-for-2 from the top of the order, scoring a run ... Was perfect on six fielding chances and helped turn two of Auburn's four double plays ... Entered as a defensive replacement on Friday vs. South Carolina (4/20) and went 1-for-1 with a run scored ... Entered as a defensive replacement and went 1-2 against Alcorn State (2/21).

HIGH SCHOOL

Played for his father, Matt Cimo, at Auburn HS ... Hit .383 with 79 doubles, 16 home runs and 105 RBIs, stealing 65 bases during his high school career ... Three-year starter that made just five errors in his high school career ... Team won 6A State Championship in 2009 and 2010 ... 2011 Louisville Slugger Pre-Season All-American ... 2011 AHSAA North-South All-Star ... 2010 and 2011 First Team All-Conference ... 2009 All-State.

PERSONAL

Tanner Matthew Cimo ... Son of Matt Cimo and Debbie Flowers ... Has a sister, Allie ... Father played nine years of minor league baseball ... Major: fitness conditioning and performance.

CAREER HIGHS

At Bats:3, 2x, vs. Alabama (3/28/13)
Runs:2, vs. Presbyterian (5/8/12)
Hits:1, 4x, vs. Alabama (3/28/13)
RBI:1, 2x, vs. Maine (2/16/13)
Doubles:--
Triples:--
HR:--
Hit Streak:1, 4x
Reach Base:1, 7x

MULTI-HIT GAMES

Year	2	3	4	5+	Total
2012	--	--	--	--	--
2013	--	--	--	--	--
Totals	--	--	--	--	--

MULTI-RBI GAMES

Year	2	3	4	5+	Total
2012	--	--	--	--	--
2013	--	--	--	--	--
Totals	--	--	--	--	--

ALL GAMES

Year	Avg	GP	GS	AB	R	H	2B	3B	HR	RBI	TB	SLG%	BB	HBP	SO	GDP	OB%	SF	SH	SB	ATT	PO	A	E	FLD%
2012	.300	13	0	10	4	3	0	0	0	1	3	.300	3	1	2	2	.500	0	0	0	0	4	13	0	1.000
2013	.100	15	3	10	1	1	0	0	0	1	1	.100	1	0	3	0	.167	1	0	0	0	8	12	1	.952
TOTAL	.200	28	3	20	5	4	0	0	0	2	4	.200	4	1	5	2	.346	1	0	0	0	12	25	1	.974

SEC GAMES ONLY

Year	Avg	GP	GS	AB	R	H	2B	3B	HR	RBI	TB	SLG%	BB	HBP	SO	GDP	OB%	SF	SH	SB	ATT	PO	A	E	FLD%
2012	.333	5	0	6	2	2	0	0	0	0	2	.333	1	0	1	1	.429	0	0	0	0	1	8	0	1.000
2013	.333	5	1	3	0	1	0	0	0	0	1	.333	0	0	0	0	.333	0	0	0	0	4	3	0	1.000
TOTAL	.333	10	1	9	2	3	0	0	0	0	3	.333	1	0	1	1	.400	0	0	0	0	5	11	0	1.000





ROBBY CLEMENTS

24

POSITION

Right-Handed Pitcher

CLASS

Junior

BATS / THROWS

R/R

HEIGHT - WEIGHT

6-4 - 210

EXPERIENCE

TR

PREVIOUS SCHOOL

Wallace State CC

HOMETOWN

Birmingham, Ala.

HIGH SCHOOL

Oak Mountain

JUNIOR COLLEGE

Played at Wallace State CC in Hanceville, Ala., for coach Randy Putman ... Went 2-2 with a 2.77 ERA and three saves in 16 appearances, totaling 50 innings pitched in 2013 ... Pitched 57.1 innings as a freshman, going 3-2 with a 3.61 ERA ... Graduated from Wallace State with a 3.8 GPA.

HIGH SCHOOL

Played at Oak Mountain High School for coach Brian Breeze ... Ranked the No. 24 prospect in Alabama by MaxPreps ... Went 3-3 as a senior with 31 strikeouts in 42 innings pitched.

PERSONAL

Robert Barry Clements Jr. ... Parents are Barry and Clare Clements ... Father was a pitcher at Auburn from 1981-82 ... Has two sisters, Teresa and Christen ... Teresa played volleyball at West Alabama, and Christen played volleyball at UT Martin ... Major: business management.



TREY COCHRAN-GILL 14

POSITION
Right-Handed Pitcher

CLASS
Junior

BATS / THROWS
R/R

HEIGHT - WEIGHT
5-10 - 191

EXPERIENCE
2L

HOMETOWN
Tallasse, Ala.

HIGH SCHOOL
Tallasse

2013 - SOPHOMORE YEAR

Appeared in 20 games, making three starts ... Finished with a 1-1 record and two saves with a 3.02 ERA, fifth-best among Auburn pitchers ... Did not allow an earned run over 9.0 IP in any of his three starts ... Picked up a three-inning save against College of Charleston, allowing one unearned run with no hits (2/23) ... Made a spot start against Southern Miss, allowing one unearned run on three hits over five innings of work with four strikeouts (3/20) ... Charged with loss at Troy, allowing five runs (only one earned) in 1.1 innings of relief (3/26) ... Earned second save of season at Texas A&M, pitching the final three innings of a 10-5 win to clinch the series victory (4/6) ... Made a two-inning start against Alabama State and allowed an unearned run on two hits (4/10) ... Also started at Samford and pitched two scoreless innings while allowing two hits and striking out three (4/16) ... Earned his first win of the season in the year's final regular-season game, pitching a season-high 5.2 innings and striking out a season-high five batters in an 11-6 win over Arkansas (5/18) ... Named to SEC Academic Honor Roll.

2012 - FRESHMAN YEAR

Went 5-2 with a 3.67 ERA in nine appearances (six starts) ... Tied for the team lead in wins (5) with Jon Luke Jacobs ... Logged 34 1/3 innings ... Struck out 22 ... Allowed 35 hits and issued 10 walks for a 1.31 WHIP ... Had two quality starts ... Auburn went 5-1 in games in which he started ... Left-handed hitters hit .235 against him (8-for-34) while right-handed hitters hit .281 (27-for-96) ... Was 0-2 with a 16.20 ERA in SEC play ... Appeared in three SEC games (two starts) but logged just 5 innings ... Had the second quality start of his career against Florida A&M (5/14), tying his career high with seven strike outs in eight innings ... Allowed three runs (two earned) on seven hits and two walks ... Was battered for five runs on seven hits in just two innings at Georgia (5/6) before being pulled ... Allowed a run on three singles in the first and then four runs on four hits, including a three-run home run, in the second ... Took a no-decision in his first career SEC start, getting pulled in the second after allowing three runs on three hit and a walk while facing just nine batters against Tennessee on Sunday (4/29) ... Auburn rallied to win, 11-4 ... Earned a third straight win with five innings of shutout ball at Troy (4/24) ... Scattered three hits and two walks while striking out two ... Was aided by two double plays behind him as he recorded nine ground ball outs ... Retired eight in a row from the second through fourth innings ... Went a career-long seven-plus innings and struck out a career-high seven in picking up the win over Alabama A&M (4/18) ... Scattered three hits and two walks, leaving with Auburn up 7-0 ... Left after allowing a leadoff double in the eighth, which came around to score off the bullpen to put the only blemish on his line ... Earned the win in a designated split-start against Samford (4/10), not allowing a run on three hits in 2 2/3 innings ... Took the loss on Sunday against LSU (3/25), getting tagged for a run in 1 1/3 innings of relief as Auburn lost 4-3 ... Picked up his first career win out of the bullpen vs. Alabama State (2/29), entering in the fourth inning with Auburn up, 6-3, and departing after three innings of four-hit, one-run ball ...

Made his first appearance of the season in long relief against Missouri (2/19), getting charged for a run after he left the game in the ninth with a pair of runners in scoring position ... Had entered in the fifth with one on and two outs and did not allow the inherited runner to score.

HIGH SCHOOL

Played for Adam Clayton at Tallasse HS ... 6-3 with a 1.50 ERA in 61 innings as a senior, striking out 92 and walking 15 ... Hist .352 with three home runs and 33 RBI ... 6-2 with a 2.79 ERA in 52 innings as a junior, striking out 67 ... Hit .400 with seven home runs and 46 RBI ... 2010 and 2011 First Team All-State ... 2010 AHSAA North-South All-Star ... 2010 East-West All-Star ... 2009 First Team All-State (OF) ... Also played football and was a 2009 First Team All-State defensive back, Montgomery Advertiser All-Metro and Opelika-Auburn News All-Area.

PERSONAL

Eric Trey Cochran-Gill ... Son of Eric and Corinne Gill ... Has a brother, Trent ... Major: exercise science.

COCHRAN-GILL AT A GLANCE

CAREER RECORD

at Plainsman Park.....	5-1
On Road.....	1-2
vs. SEC.....	1-2
vs. SEC West.....	1-1
vs. SEC East.....	0-1

CAREER HIGHS

Innings.....	8.0, vs. Florida A&M (5/14/12)
Hits.....	7, 2x, vs. Florida A&M (5/14/12)
Runs.....	5, at Georgia (5/6/12)
Earned Runs.....	5, at Georgia (5/16/12)
Walks.....	2, 5x, vs. Arkansas (5/18/13)
Strikeouts.....	7, 2x, vs. Florida A&M (5/14/12)
Pitches.....	111, vs. Florida A&M (5/17/12)

ALL GAMES

Year	ERA	W	L	App	GS	CG	SHO	CBO	SV	IP	H	R	ER	BB	SO	2B	3B	HR	BF	B/Avg	WP	HBP	BK	SFA	SHA
2012	3.67	5	2	9	6	0	0	1	0	34.1	35	15	14	10	22	5	0	2	145	.269	4	1	0	0	4
2013	3.02	1	1	20	3	0	0	0	2	41.2	39	22	14	12	23	7	2	0	181	.241	2	3	1	3	1
TOTAL	3.32	6	3	29	9	0	0	1	2	76.0	74	37	28	22	45	12	2	2	326	.253	6	4	1	3	5

SEC GAMES ONLY

Year	ERA	W	L	App	GS	CG	SHO	CBO	SV	IP	H	R	ER	BB	SO	2B	3B	HR	BF	B/Avg	WP	HBP	BK	SFA	SHA
2012	16.20	0	2	3	2	0	0	0	0	5.0	12	9	9	3	4	1	0	1	30	.500	4	1	0	0	2
2013	4.24	1	0	8	0	0	0	0	1	17.0	17	9	8	3	11	2	2	0	71	.266	1	1	1	2	1
Totals	16.20	0	2	3	2	0	0	0	0	5.0	12	9	9	3	4	1	0	1	30	.500	4	1	0	0	2





TREY COCHRAN-GILL'S CAREER APPEARANCES

*-Starter

2012 - FRESHMAN YEAR

Date	Opp (Res.)	DEC	QS	IP	H	R	ER	BB	SO	HR	ERA	PIT/STRK
2/19	MISSOURI (L, 4-6)	--	--	3.2	3	1	1	0	1	0	2.45	44/30
2/29	ALABAMA STATE (W, 12-4)	W	--	3.0	4	1	1	0	0	0	2.70	47/34
3/25	#8 LSU (L, 3-4)	L	--	1.1	2	1	1	2	2	0	3.38	27/16
4/10	*SAMFORD (W, 7-5)	W	--	2.2	3	0	0	1	1	0	2.53	36/22
4/18	*ALABAMA A&M (W, 7-1)	W	X	7.0	3	1	1	2	7	0	2.04	82/55
4/24	*at Troy (W, 7-0)	W	--	5.0	3	0	0	2	2	0	1.59	65/38
4/29	*TENNESSEE (W, 11-4)	--	--	1.2	3	3	3	1	0	0	2.59	45/24
5/6	*at Georgia (L, 3-9)	L	--	2.0	7	5	5	0	2	1	4.10	42/27
5/14	*FLORIDA A&M (W, 11-3)	W	X	8.0	7	3	2	2	7	0	3.67	111/73

2013 - SOPHOMORE YEAR

Date	Opp (Res.)	DEC	QS	IP	H	R	ER	BB	SO	HR	ERA	PIT/STRK
2/14	MAINE (W, 3-2)	--	--	1.1	2	1	1	0	2	0	6.75	19/13
2/23	COL. OF CHAS. (W, 5-1)	S	--	3.0	0	1	0	0	0	0	2.08	42/25
3/1	EASTERN ILL. (L, 10-11)	H	--	1.1	1	0	0	1	0	0	1.59	20/9
3/3	EASTERN ILL. (W, 8-2)	H	--	2.0	1	1	1	1	1	0	2.35	23/13
3/8	BROWN (W, 9-4)	--	--	0.1	3	1	1	0	0	0	3.38	8/7
3/12	at Kennesaw St. (W, 8-3)	H	--	0.1	1	1	1	2	0	0	4.32	18/9
3/20	*vs. Southern Miss (W, 4-3)	--	--	5.0	3	1	0	2	4	0	2.70	86/50
3/26	at Troy (L, 2-11)	L	--	1.1	3	5	1	2	0	0	3.07	41/23
4/6	at #18 Texas A&M (W, 10-5)	S	--	3.0	5	2	2	0	2	0	3.57	69/43
4/10	*ALABAMA ST. (W, 2-1)	--	--	2.0	2	1	0	0	1	0	3.20	27/19
4/13	GEORGIA (L, 1-7)	--	--	3.0	2	0	0	0	3	0	2.78	43/30
4/16	*at Samford (W, 6-3)	--	--	2.0	2	0	0	0	1	0	2.55	23/15
4/15	at #10 Miss. St. (L, 3-6)	--	--	1.0	0	0	0	1	0	0	2.45	18/10
5/3	#18 OLE MISS (L, 1-6)	--	--	3.0	3	2	2	0	1	0	2.83	32/21
5/5	#18 OLE MISS (W, 5-4)	--	--	0.1	0	1	0	0	0	0	2.79	6/4
5/7	at Jacksonville St. (W, 12-8)	--	--	2.0	2	0	0	1	2	0	2.61	43/29
5/10	at Florida (W, 7-4)	H	--	0.1	1	0	0	0	0	0	2.59	8/4
5/14	JACKSONVILLE ST. (L, 1-6)	--	--	4.0	2	1	1	0	1	0	2.55	49/31
5/17	#11 ARKANSAS (L, 0-1)	--	--	0.2	0	0	0	0	0	0	2.50	10/7
5/18	#11 ARKANSAS (W, 11-6)	W	--	5.2	6	4	4	2	5	0	3.02	88/53



KEVIN DAVIS

12

POSITION

Right-Handed Pitcher

CLASS

Freshman

BATS / THROWS

R/R

HEIGHT - WEIGHT

6-0 - 218

EXPERIENCE

HS

HOMETOWN

Brewton, Ala.

HIGH SCHOOL

T.R. Miller


HIGH SCHOOL

Played at T.R. Miller High School in Brewton, Ala., for coach Jim Hart ... Rated the No. 3 overall player in Alabama and No. 2 pitcher by Perfect Game ... Ranked as the No. 81 overall high school prospect in the nation and the 22nd-best pitcher ... Pitched for the USA Baseball 18U team in South Korea in 2012, helping the USA to a gold medal ... Was the winning pitcher vs. Japan in semifinals ... 2013 Rawlings Second-Team All-America ... 2011 and 2012 Perfect Game Underclass All-America ... High school record was 22-7 with a 0.95 ERA ... Had 460 strikeouts in 199.0 career innings pitched ... Summer team was East Cobb Braves with coach Kevin Baldwin ... Named East Cobb Pitcher of the Year ... Also played football in high school.

PERSONAL

Kevin Joseph Davis ... Parents are Jayson and Kelley Davis ... Has a brother, Kyle ... Major: undecided.





TERRANCE DEDRICK

22

POSITION
Right-Handed Pitcher /
Outfielder

CLASS
Senior

BATS / THROWS
R/R

HEIGHT - WEIGHT
5-10 - 183

EXPERIENCE
1L

HOMETOWN
Tuscaloosa, Ala.

PREVIOUS SCHOOL
Shelton State CC

HIGH SCHOOL
Hillcrest

JUNIOR COLLEGE

Played for Bobby Sprowl at Shelton State CC ... 2012 Alabama JUCO Player of the Year ... 2012 Second Team NJCAA All-America ... Hit .366 with 32 RBI and was a perfect 10-for-10 in stolen bases ... Was also 6-0 with a 2.80 ERA and six saves in 35 innings, striking out 44 and walking 11 ... First Team ACCC All-State ... ACCC State Tournament MVP ... Hit .347 with 38 RBI in 2011 ... Also was 5-0 with a 1.41 ERA and 38 strike outs in 32 innings ... Second Team All-Northern League

HIGH SCHOOL

Played at Hillcrest for Todd Agee ... ASWA All-State Utility and West Alabama Super 11 ... Also played for Mickey Hallorhan and Team Tuscaloosa.

PERSONAL

Terrance Wilbert Dedrick ... Son of Thomas and Angelita Dedrick ... Has a brother, Wayne ... Brother plays college basketball at Alabama-Huntsville after spending time in the Milwaukee Brewers organization ... Father played college football at Morris Brown and with the Seattle Seahawks of the NFL ... Major: management.

2013 - JUNIOR YEAR

Went 4-2 with 10 saves in 23 appearances ... His 10 saves ranked 11th in the Southeastern Conference ... Both losses came after blown saves ... Nine of 10 saves came in SEC play, where he went 2-0 with a 1.82 ERA in 14 appearances ... Nine SEC saves tied for 2nd in the league ... Had stretch of 13 appearances from March 29-May 18 where he was 3-0 with nine saves ... Pitched 23.3 innings over that stretch, allowing just three runs (1.16 ERA) with 23 strikeouts and just seven walks ... Finished 0.1 innings shy of qualifying for the SEC-only stats ... Would have finished fourth in ERA (1.82) and led league in opponent batting average (.170) ... Pitched 39.2 innings, the most among Auburn relievers ... Earned the win in his first career outing, striking out the only hitter he faced against Maine (2/15); Auburn won the game on a walk-off homer in the bottom of the ninth ... Picked up his first career save the next day with a scoreless ninth and two strikeouts in game two of a doubleheader vs. Maine (2/16) ... Charged with blown saves and losses against Middle Tennessee (2/26) and Eastern Illinois (3/1) ... Got his second save of the year in Auburn's first SEC win over Alabama with a scoreless 1.1 innings of work (3/29) ... Picked up first SEC win with 3.2 innings of relief in Auburn's 6-4, 10-inning win (4/5) ... Struck out both batters he faced and earned the win in Auburn's walk-off, 2-1 victory over Alabama State (4/10) ... Third save of season came in series opener vs. Georgia with two scoreless innings of work (4/12) ... Also pitched a scoreless ninth in the next day's win over UGA in a non-save situation (4/13) ... Earned the save in Auburn's win at Mississippi State, giving up one run on three hits in two innings of work (4/19) ... Retired both batters he faced in a 3-1 win over Missouri to pick up his fifth save (4/26) ... Held Ole Miss scoreless over 2.2 innings while striking out three to pick up save number six (5/4) ... Got the win the next day with 2.0 innings of work in Auburn's come-from-behind 5-4 win over Ole Miss (5/5) ... Earned two saves in series win at Florida, pitching 2.1 scoreless innings with a season-high four strikeouts in the first game (5/10) and closing out the series with 2.0 scoreless innings in a 4-1 win (5/12) ... Saved the first and third games of the Arkansas series, not allowing a run in either game over a combined 3.0 innings of work (5/16, 5/18).

DEDRICK AT A GLANCE

CAREER RECORD

at Plainsman Park.....	3-2
On Road	1-0
vs. SEC	2-0
vs. SEC West.....	2-0
vs. SEC East.....	0-0

CAREER HIGHS

Innings	3.2, 2x, at Texas A&M (4/5/13)
Hits	6, vs. Southern Miss (3/20/13)
Runs.....	5, vs. Eastern Illinois (3/1/13)
Earned Runs	5, vs. Eastern Illinois (3/1/13)
Walks.....	3, 2x, vs. Vanderbilt (3/17/13)
Strikeouts	4, at Florida (5/10/13)
Pitches	51, at LSU (3/24/13)

TERRANCE DEDRICK'S CAREER APPEARANCES

*Starter		2013 - JUNIOR YEAR													
Date	Opp (Res.)	DEC	QS	IP	H	R	ER	BB	SO	HR	ERA	PIT/STRK			
2/15	MAINE (W, 3-2)	W	--	0.1	0	0	0	0	1	0	0.00	5/3			
2/16	MAINE (W, 4-3)	S	--	1.0	0	0	0	2	0	0	0.00	10/9			
2/23	MIDDLE TENN. ST. (L, 1-2)	BS, L	--	1.0	1	1	1	0	1	1	3.86	16/10			
2/26	KENNESAW STATE (L, 2-9)	--	--	1.0	1	0	0	0	0	0	2.70	11/9			
3/1	EASTERN ILL. (L, 10-11)	BS, L	--	0.2	2	5	5	3	2	0	13.50	33/14			
3/8	BROWN (W, 9-4)	--	--	2.0	1	0	0	0	0	0	9.00	20/13			
3/17	#2 VANDERBILT (L, 6-8)	--	--	3.2	4	1	1	3	1	0	6.52	48/27			
3/20	vs. Southern Miss (W, 4-3)	--	--	2.2	6	2	2	2	2	0	6.57	39/30			
3/24	at #3 LSU (L, 2-8)	--	--	3.1	5	2	2	2	3	0	6.32	51/35			
3/29	Alabama (W, 6-3)	S	--	1.1	1	0	0	0	1	0	5.82	19/13			
4/5	at #18 Texas A&M (W, 6-4)	W	--	3.2	2	1	1	2	3	0	5.23	49/32			
4/10	ALABAMA ST. (W, 2-1)	W	--	0.2	0	0	0	0	2	0	5.06	9/6			
4/12	GEORGIA (W, 4-3)	S	--	2.0	0	0	0	0	2	0	4.61	17/13			
4/13	GEORGIA (W, 8-4)	--	--	1.0	0	0	0	0	2	0	4.44	18/12			
4/19	at #10 Miss. St. (W, 3-1)	S	--	2.0	3	1	1	0	2	0	4.44	38/28			
4/26	at Missouri (W, 3-1)	S	--	0.2	0	0	0	0	0	0	4.33	10/7			
5/4	#18 OLE MISS (W, 8-5)	S	--	2.2	0	0	0	0	3	0	3.94	29/22			
5/5	#18 OLE MISS (W, 5-4)	BS, W	--	2.0	1	1	1	0	1	1	3.98	15/12			
5/10	at Florida (W, 7-4)	S	--	2.1	0	0	0	2	4	0	3.71	39/23			
5/12	at Florida (W, 4-1)	S	--	2.0	0	0	0	2	1	0	3.50	29/17			
5/16	#11 ARKANSAS (W, 3-0)	S	--	1.2	1	0	0	1	1	0	3.35	22/14			
5/18	#11 ARKANSAS (W, 11-6)	S	--	1.1	0	0	0	0	1	0	3.23	11/8			
5/21	vs. Alabama (SECT) (L, 3-6)	--	--	0.2	2	2	2	1	0	0	3.63	13/5			

ALL GAMES

Year	ERA	W	L	App	GS	CG	SHO	CBO	SV	IP	H	R	ER	BB	SO	2B	3B	HR	BF	B/Avg	WP	HBP	BK	SFA	SHA
2013	3.63	4	2	23	0	0	0	1	10	39.2	30	16	16	15	35	5	1	2	159	.216	4	0	0	2	3
TOTAL	3.63	4	2	23	0	0	0	1	10	39.2	30	16	16	15	35	5	1	2	159	.216	4	0	0	2	3

SEC GAMES ONLY

Year	ERA	W	L	App	GS	CG	SHO	CBO	SV	IP	H	R	ER	BB	SO	2B	3B	HR	BF	B/Avg	WP	HBP	BK	SFA	SHA
2013	1.82	2	0	14	0	0	0	1	9	29.2	17	6	6	10	25	2	0	1	112	.170	3	0	0	1	1
Totals	1.82	2	0	14	0	0	0	1	9	29.2	17	6	6	10	25	2	0	1	112	.170	3	0	0	1	1



JORDAN EBERT

23

POSITION
Infielder / Outfielder

CLASS
Sophomore

BATS / THROWS
R/R

HEIGHT - WEIGHT
6-1 - 177

EXPERIENCE
1L

HOMETOWN
Foley, Ala.

HIGH SCHOOL
Baldwin County

2013 - FRESHMAN YEAR

Started 54 of 56 games as a freshman, 52 of them at second base and twice as designated hitter ... Had the team's third-best batting average at .303 (50 singles, six doubles, a triple and four home runs), scored 29 times and drove in 22 runs ... Had a .403 slugging percentage and .359 on-base percentage ... Hit second in the lineup 26 times and ninth 15 times ... Recorded Auburn's second- and third-longest hitting streaks during the season ... Had a hitting streak of 13 games to start his career (2/16-3/10), the second-longest on the team during the season and the longest since Casey McElroy hit in 15 straight games in the 2011 season ... Longest hitting streak for an Auburn freshman since Javon Moran also hit in 13 straight in 2001 ... Went 19-47 (.404) and scored nine runs during season-opening streak ... Also had a 12-game streak from March 24-April 13, where he hit .318 with 2 RBI, 5 runs scored and four extra-base hits ... Reached base safely in his first 20 games of the season and in 48 of 54 games he played ... Had a .973 fielding percentage with just six errors on 225 chances, helping turn 34 double plays ... Named SEC Freshman of the Week after helping Auburn to a 4-1 week against Jacksonville State, Samford and Florida, where he hit .579 for the week (11-for-19) with two doubles, a home run, four RBI and five runs scored ... Got hot toward the end of the season, hitting .447 with 2 HR and 8 RBI in the team's final 10 games ... Had four games with three or more hits during the year: 3-for-4, 2B vs. Eastern Illinois (3/2); 3-for-4, run, RBI vs. Samford (5/8); 3-for-4, RBI at Florida (5/11); 3-for-5, 2R, 2RBI vs. Arkansas (5/18).

HIGH SCHOOL

Played for Peter Bezeredi at Baldwin County ... Ranked 137th high school prospect by Perfect Game (2012) ... Hit .344 with 17 doubles, five home runs, 26 stolen bases and 31 RBI as a senior ... Power Showcase First Team All-America ... Finished second in the Power Showcase Home Run Derby at Chase Field ... 2012 ASWA All-State 6A First Team ... Ranked 118th high school prospect by Perfect Game (2011) ... Also played for East Cobb Braves and coaches Kevin Baldwin and Jarrod Roberts ... Was a .404 hitter in the first three years of his high school career with 30 doubles, 24 home runs, 142 RBI and 53 stolen bases ... 2011 Louisville Slugger First Team All-America ... 2011 Perfect Game Second Team All-America ... 2011 Alabama Sports Writers 6A All-State ... 2011 AHSAA South All-Star ... 2011 First Team All-Region ... Perfect Game National Showcase Invitee ... East Coach Pro Showcase Invitee ... Attended Fairhope HS as a freshman and hit .368 with three doubles, five triples, five home runs and 40 RBI.

CAREER HIGHS

At Bats:	5, 4x, vs. Arkansas (5/18/13)
Runs:	2, 6x, vs. Arkansas (5/18/13)
Hits:	3, 4x, vs. Arkansas (5/18/13)
RBI:	2, 5x, vs. Arkansas (5/18/13)
Doubles:	1, 6x, vs. Samford (5/8/13)
Triples:	1, at Texas A&M (4/7/13)
HR:	1, 4x, vs. Arkansas (5/18/13)
Hit Streak:	13 (Feb. 16-Mar. 10)
Reach Base:	18 (Feb. 16-Mar. 19)

MULTI-HIT GAMES

Year	2	3	4	5+	Total
2013	10	4	--	--	14
Totals	10	4	--	--	14

MULTI-RBI GAMES

Year	2	3	4	5+	Total
2013	5	--	--	--	5
Totals	5	--	--	--	5

PERSONAL

Jordan Thomas Ebert ... Son of Michael and Tammy Ebert ... Father played baseball at Faulkner State CC and East Tennessee State University ... Major: pre-physical education.


ALL GAMES

Year	Avg	GP	GS	AB	R	H	2B	3B	HR	RBI	TB	SLG%	BB	HBP	SO	GDP	OB%	SF	SH	SB	ATT	PO	A	E	FLD%
2013	.303	54	54	201	29	61	6	1	4	22	81	.403	18	1	29	2	.359	3	5	3	8	92	127	6	.973
TOTAL	.303	54	54	201	29	61	6	1	4	22	81	.403	18	1	29	2	.359	3	5	3	8	92	127	6	.973

SEC GAMES ONLY

Year	Avg	GP	GS	AB	R	H	2B	3B	HR	RBI	TB	SLG%	BB	HBP	SO	GDP	OB%	SF	SH	SB	ATT	PO	A	E	FLD%
2013	.263	30	30	114	12	30	2	1	2	10	40	.351	11	0	18	2	.328	0	2	2	5	44	68	3	.974
TOTAL	.263	30	30	114	12	30	2	1	2	10	40	.351	11	0	18	2	.328	0	2	2	5	44	68	3	.974





SAM GILLIKIN

11

POSITION
Outfielder

CLASS
Sophomore

BATS / THROWS
L/R

HEIGHT - WEIGHT
6-2 - 198

EXPERIENCE
1L

HOMETOWN
Hoover, Ala.

HIGH SCHOOL
Hoover

2013 - FRESHMAN YEAR

Appeared in 30 games, earning 14 starts as a freshman ... Opening day starter in right field ... Batted .159 with 3 RBI and 8 runs scored ... Started in right field for 13 games and started once at designated hitter ... Appeared as a pinch-runner in nine games ... Had a 1.000 fielding percentage with no errors on 26 chances; also had an assist when he doubled off a runner at first against Maine (2/17) ... Robbed a Maine player of a three-run homer by going over the right-field wall to end the top of the fifth in the season-opener (2/15) ... Hit safely in each of his first four games and six of his first seven ... Named to SEC Academic Honor Roll.

HIGH SCHOOL

Played for Rick Davis at Hoover ... 33rd Rd. draft pick (1,019th overall) of the Atlanta Braves in 2012 ... Ranked 105th high school prospect by Perfect Game ... Ranked 169th draft prospect by Baseball America ... Also played for Rookie Gage and the Hoover Baseball Club ... Hit .453 with 16 doubles, six home runs and 36 RBI as a senior ... Also stole 25 bases ... 2012 Baseball America Second Team All-America ... 2012 ASWA All-State 6A First Team outfielder ... 2012 Hoover Area Player of the Year ... Hit .372 with six home runs and 36 RBI, stealing 21 bases in 2011 ... 2011 UnderArmour All-American Game ... 2011 AHSAA North All-Star ... 2011 First Team Birmingham All-Metro and All Over The Mountain ... 2011 ESPN Fab 50 Player of the Week (football) ... East Coast Pro Showcase Invitee.

PERSONAL

Samuel Christopher Gillikin ... Son of Chad and Kim Gillikin ... Has a brother, Jake ... Both of his parents and his brother are Auburn graduates ... Father played football at Auburn ... Major: pre-business.

CAREER HIGHS

At Bats:4, 3x, vs. Indiana State (2/24/13)
Runs:1, 8x, vs. Arkansas (5/18/13)
Hits:1, 7x, vs. Wofford (4/3/13)
RBI:1, 3x, vs. Wofford (4/3/13)
Doubles:1, vs. Maine (2/17/13)
Triples:--
HR:--
Hit Streak:4 (Feb. 15-17)
Reach Base.....4 (Feb. 15-17)

MULTI-HIT GAMES

Year	2	3	4	5+	Total
2013	--	--	--	--	--
Totals	--	--	--	--	--

MULTI-RBI GAMES

Year	2	3	4	5+	Total
2013	--	--	--	--	--
Totals	--	--	--	--	--

ALL GAMES

Year	Avg	GP	GS	AB	R	H	2B	3B	HR	RBI	TB	SLG%	BB	HBP	SO	GDP	OB%	SF	SH	SB	ATT	PO	A	E	FLD%
2013	.159	30	14	44	8	7	1	0	0	3	8	.182	4	0	19	0	.220	2	3	1	4	25	1	0	1.000
TOTAL	.159	30	14	44	8	7	1	0	0	3	8	.182	4	0	19	0	.220	2	3	1	4	25	1	0	1.000

SEC GAMES ONLY

Year	Avg	GP	GS	AB	R	H	2B	3B	HR	RBI	TB	SLG%	BB	HBP	SO	GDP	OB%	SF	SH	SB	ATT	PO	A	E	FLD%
2013	.000	13	5	15	1	0	0	0	0	0	0	.000	1	0	10	0	.063	0	1	0	1	5	0	0	1.000
TOTAL	.000	13	5	15	1	0	0	0	0	0	0	.000	1	0	10	0	.063	0	1	0	1	5	0	0	1.000



DAN GLEVENYAK

3

POSITION
Infielder

CLASS
Senior

BATS / THROWS
R/R

HEIGHT - WEIGHT
6-1 - 198

EXPERIENCE
2L

HOMETOWN
Palm Beach, Fla.

PREVIOUS SCHOOL
Palm Beach CC

HIGH SCHOOL
Royal Palm Beach

2013 - JUNIOR YEAR

Started 48 of 56 games at shortstop and appeared in two more off the bench ... Batted .230/.347/.323 for the season with nine doubles, two home runs and 21 RBI ... Scored 29 runs during the year, tied for fourth on the team ... Auburn was 13-5 when he hit in the No. 2 spot in the lineup ... Put down a team-high 12 sacrifice bunts on the year, tied for fourth in the SEC ... Was 5-for-9 in stolen base attempts ... Hit .600 (6-10) with a runner at third and less than two out ... Nine of his 21 RBI game with 2 out ... Had a .930 fielding percentage at shortstop on 244 chances (87 putouts, 140 assists, 17 errors) ... Safely reached base in eight straight games from March 1-12 ... Stole a base in four straight games, the Capital City Classic vs. Alabama (3/5) and each of the three games vs. Brown (3/8-10) ... Scored four times in Auburn's second game of the season against Maine (2/16) ... Hit a pair of three-run home runs in consecutive at-bats in a 12-run eighth inning at Jacksonville State (5/7) for a career-high 6 RBI; had just one career homer coming into the game ... Went 3-for-5, 2 R, 2 RBI in Auburn's series-opening win at Florida (5/10).

2012 - SOPHOMORE YEAR

Hit .319 (61-for-191) with 13 doubles, a triple and a home run, driving in 28 RBI ... Also scored 34 runs ... Hit .277 (26-for-94) in league play ... Starting shortstop in 56 games ... Had a .923 fielding percentage on 274 chances (82 putouts, 171 assists, 21 errors) ... Helped turn 29 double plays ... Reached base safely in 50 of 56 games, including 27 straight from Mar. 31-May 17 ... Had a .408 on base percentage ... Was 13-for-36 (.361) with four doubles and five RBI from the leadoff spot (nine games) ... 13 steals tied for 11th in the SEC ... Had five stolen bases in an eight game span (4/10-21) ... Hit .377 (23-for-61) against left-handed pitchers and .292 (37-for-126) against right-handed pitchers ... Hit .463 (25-for-54) when leading off an inning ... 4-for-11 (.267) when bunting for a base hit but did lead the team with 11 sac bunts ... 12-for-20 (.600) with a runner on third and less than two outs ... Drove in 12 two-out RBI ... Scored a team-high seven runs in the series sweep of Tennessee as he had three hits (all doubles), drew four walks and was hit by a pitch once ... Was suspended for the game at Troy (4/24) after receiving a post-game ejection on Sunday vs. South Carolina ... Was 5-for-9 (.556) against Troy and Alabama A&M (4/17-18), collecting three hits against Alabama A&M with a pair of doubles ... Was 3-for-11 (.273) with two doubles and a team-high three RBI at Vanderbilt (4/13-15) ... Was 2-for-3 with two steals while hitting leadoff for the first time this season in the 7-5 win over Samford (4/10) ... Helped turn a pair of double plays, which included a leaping snag of a liner over his head and to his right that started a 6-4 DP in the seventh ... Hit .500 (5-for-10) with a double and a sac fly in the series loss at Alabama (4/6-8) ... Delivered a bases-loaded two-run single in the fifth inning that extended the lead to 7-2 in the series-clinching win over Mississippi State (4/1) ... Had a perfect fielding percentage on 18 chances on the weekend ... Drove in a pair of runs with a fourth-inning single in the 8-5 loss at Samford (3/27) ... Hit the game-winning and series-clinching sac fly in the bottom of the 10th on Saturday against LSU (3/24) ... Had a 10-game hitting streak (18-for-42, .429) with 10

runs scored from Feb. 25 - Mar. 16 ... Had five multi-hit games during the stretch ... Capital City Classic MVP (3/6) after going 3-for-4 with a career-high three RBI, driving in two with a single in Auburn's three-run first and then hitting a solo homer in the fifth to extend the lead to 5-2 in Auburn's 8-3 win, its third straight in the event ... Was 5-for-12 (.417) during the Auburn Tournament (3/2-4) ... Was 3-for-9 with two runs and two RBI in the series sweep of Alabama State (2/28-29) ... Entered the final game of the series at No. 8 Arizona without an extra-base hit over the first seven games of the season and then went 2-4 with a double and a triple, scoring two runs in the 8-3 win ... Executed a perfect suicide squeeze with Creede Simpson on third in the seventh inning of the 7-1 win over Alcorn State (2/22) ... Was 2-for-4 with a run vs. Missouri in first career start (2/19).

JUNIOR COLLEGE (Palm Beach CC)

Played for Kyle Forbes at Palm Beach CC ... Hit .322 with 10 doubles and 31 RBI, stealing 14 bases ... 2011 All-Conference ... 2011 Team Defensive Player of the Year.

HIGH SCHOOL

Played for Doug Marcello at Royal Palm Beach HS ... Hit .354 with 13 doubles, 20 RBI and 12 stolen bases.

PERSONAL

Daniel John Glevenyak ... Son of Joe and Becky Glevenyak ... Has a brother, Joe, who played baseball at Marshall University ... Major: business.

CAREER HIGHS

At Bats:5, 9x, at Florida (5/10/13)
Runs:4, vs. Maine (2/16/13)
Hits:3, 4x, at Florida (5/10/13)
RBI:6, at Jacksonville State (5/7/13)
Doubles:2, 3x, vs. Tennessee (4/28/12)
Triples:1, at Arizona (2/25/12)
HR:2, at Jacksonville State (5/7/13)
Hit Streak:12 (Feb. 25-Mar. 17, 2012)
Reach Base:27 (Mar. 31-May 17, 2012)

MULTI-HIT GAMES

Year	2	3	4	5+	Total
2012	13	3	--	--	16
2013	8	1	--	--	9
Totals	21	4	--	--	25

MULTI-RBI GAMES

Year	2	3	4	5+	Total
2012	4	2	--	--	6
2013	3	--	--	1	4
Totals	7	2	--	1	10


ALL GAMES

Year	Avg	GP	GS	AB	R	H	2B	3B	HR	RBI	TB	SLG%	BB	HBP	SO	GDP	OB%	SF	SH	SB	ATT	PO	A	E	FLD%
2012	.319	57	56	191	34	61	13	1	1	28	79	.414	25	7	39	4	.408	5	11	13	17	82	171	21	.923
2013	.230	50	48	161	29	37	9	0	2	21	52	.323	24	6	42	3	.347	2	12	5	9	87	140	17	.930
TOTAL	.278	107	104	352	63	98	22	1	3	49	131	.372	49	13	81	7	.380	7	23	18	26	169	311	38	.927

SEC GAMES ONLY

Year	Avg	GP	GS	AB	R	H	2B	3B	HR	RBI	TB	SLG%	BB	HBP	SO	GDP	OB%	SF	SH	SB	ATT	PO	A	E	FLD%
2012	.277	29	29	94	14	26	8	0	0	12	34	.362	16	4	22	3	.393	3	4	3	6	45	82	13	.907
2013	.213	25	23	75	6	16	5	0	0	6	21	.280	10	2	23	2	.322	2	6	0	0	41	70	7	.941
TOTAL	.249	54	52	169	20	42	13	0	0	18	55	.325	26	6	45	5	.363	5	10	3	6	86	152	20	.922





ANFERNEE GRIER

10

POSITION
Outfielder

CLASS
Freshman

BATS / THROWS
R/R

HEIGHT - WEIGHT
5-11 - 167

EXPERIENCE
HS

HOMETOWN
Phenix City, Ala.

HIGH SCHOOL
Russell County

HIGH SCHOOL

Played at Russell County High School for coach Tony Rasmus ... Summer team was Marucci Elite under coach Chad Raley ... Was a 39th-round selection of the Detroit Tigers in the 2013 MLB First-Year Player Draft ... No. 1-ranked player in Alabama and No. 55 player in the nation by Perfect Game ... 2013 Rawlings First-Team All-American ... Southeast Region First Team ... 2012 Perfect Game Underclass All-American (1st team) ... 2012 East Coach Pro Showcase ... Was a .404 hitter in high school ... Graduated No. 6 in his high school class ... Named the #58 prospect for the 2016 MLB Draft by Perfect Game.

PERSONAL

Anfernee Antron Grier ... Parents are Antron and Angela Grier ... Has a sister, Alexis ... Father was a 6th-round pick of the St. Louis Cardinals in the 1987 MLB Draft out of Faulkner University; played four years in the minors ... Major: business.



DAMON HAECKER

6

POSITION
Outfielder

CLASS
Freshman

BATS / THROWS
S/R

HEIGHT - WEIGHT
5-9 - 167

EXPERIENCE
HS

HOMETOWN
Altamonte Springs, Fla.

HIGH SCHOOL
Lake Brantley

HIGH SCHOOL

Played at Lake Brantley High School ... Was an all-conference and all-district selection as a junior and a senior ... Team defensive MVP all four years ... Helped team to Florida state title in 2013 ... Also played football, where he was all-conference and all-district as a quarterback and kicker.

PERSONAL

Damon Jared Haecker ... Parents are Mark and Wende Hacker ... Has three siblings, Chase, Brett and Aidan ... Major: interdisciplinary studies.





HUNTER KELLEY

2

POSITION
Outfielder

CLASS
Senior

BATS / THROWS
R/R

HEIGHT - WEIGHT
6-1 - 186

EXPERIENCE
1L

HOMETOWN
Wellington, Ala.

PREVIOUS SCHOOL
Calhoun CC

HIGH SCHOOL
Alexandria

2013 - JUNIOR YEAR

Played in 41 games, earning 30 starts (28 in right field, 1 each at left field and designated hitter) ... Batted .246/.341/.395 with two home runs and nine RBI ... Scored 16 runs during the year ... 13 of his 28 hits went for extra bases, including 11 doubles ... Went 5-for-8 in stolen base attempts ... Was 2-for-5 (.400) as a pinch hitter ... Hit his first career home run, a 2-run shot, in the third inning against Alabama to give Auburn a 2-1 lead, its first in SEC play during the season (3/28) ... Robbed Ole Miss of two home runs in the same game, bringing back a Sikes Orvis would-be three-run homer in the third and an Austin Anderson solo shot in the seventh; Auburn would come back to win 5-4 (5/5); said after the game it was the first time he had ever robbed a home run in his life ... Got his first hit of the season with a pinch-hit, RBI double vs. Vanderbilt (3/17) ... Stole three bases in the 11-6 win over Arkansas on the final day of the regular season (5/18) ... Had six multi-hit games during the season: 2-5, 2B at LSU (3/23); 2-3, 2B, 2 R, 2 RBI vs. Georgia (4/13); 2-4 at Mississippi State (4/19); 2-5, HR, 2 R, RBI at Florida (5/11); 2-4, 2B, R vs. Arkansas (5/16); 2-5 vs. Alabama in SEC Tournament (5/21) ... Went 1-for-2 and drew three walks, scoring twice, in win at Samford (4/16).

JUNIOR COLLEGE

Played for Mike Burns at Calhoun CC ... 34th Rd. draft pick (1,029th overall) of the Chicago Cubs in 2011 ... Hit .350 with 24 RBI as a sophomore ... Was also 15-for-22 in stolen bases ... Hit .407 with 23 doubles, 12 home runs and 52 RBI during his freshman season, stealing 10 bases ... 2012 Second Team and 2011 First Team All-State ... Second Team All-America as a freshman.

HIGH SCHOOL

Played for Andy Shaw at Alexandria ... 2010 Anniston Star Player of the Year ... 2010 East-West All-Star Game ... 2010 Alabama Sports Writers All-State Team ... Scored 63 runs as a senior.

PERSONAL

Bobby Hunter Kelley ... Son of Bobby and Dorita Kelley ... Has a brother, Dakota ... Major: physical activity and health.

CAREER HIGHS

At Bats:6, at Jacksonville State (5/7/13)
Runs:2, 4x, at Florida (5/11/13)
Hits:2, 6x, vs. Alabama (5/21/13)
RBI:2, 2x, vs. Samford (5/8/13)
Doubles:1, 11x, vs. Arkansas (5/17/13)
Triples:--
HR:1, 2x, at Florida (5/11/13)
Hit Streak:5 (Apr. 26-May 4, 2013)
Reach Base:9 (Apr. 16-May 4, 2013)

MULTI-HIT GAMES

Year	2	3	4	5+	Total
2013	6	--	--	--	6
Totals	6	--	--	--	6

MULTI-RBI GAMES

Year	2	3	4	5+	Total
2013	2	--	--	--	2
Totals	2	--	--	--	2

ALL GAMES

Year	Avg	GP	GS	AB	R	H	2B	3B	HR	RBI	TB	SLG%	BB	HBP	SO	GDP	OB%	SF	SH	SB	ATT	PO	A	E	FLD%
2013	.246	41	30	114	16	28	11	0	9	2	45	.395	16	1	21	4	.341	1	1	5	8	79	0	4	.952
TOTAL	.246	41	30	114	16	28	11	0	9	2	45	.395	16	1	21	4	.341	1	1	5	8	79	0	4	.952

SEC GAMES ONLY

Year	Avg	GP	GS	AB	R	H	2B	3B	HR	RBI	TB	SLG%	BB	HBP	SO	GDP	OB%	SF	SH	SB	ATT	PO	A	E	FLD%
2013	.268	30	22	82	12	22	10	0	2	7	38	.463	12	1	14	3	.368	0	1	4	7	58	0	3	.951
TOTAL	.268	30	22	82	12	22	10	0	2	7	38	.463	12	1	14	3	.368	0	1	4	7	58	0	3	.951



DANIEL KOGER

18

POSITION
Left-Handed Pitcher

CLASS
Junior

BATS / THROWS
R/L

HEIGHT - WEIGHT
6-6 - 184

EXPERIENCE
2L

HOMETOWN
Owens Crossroads, Ala.

HIGH SCHOOL
Huntsville

2013 - SOPHOMORE YEAR

Appeared in 14 games, starting eight times ... Went 0-3 with a 5.01 ERA ... Pitched 46.2 innings, allowing 28 runs (26 earned) on 37 hits while walking 22 and striking out 20 ... Did not allow an earned run in either of his first two starts ... Was Auburn's opening day starter vs. Maine and pitched 5.0 innings, giving up one unearned run on three hits but getting a no-decision (2/15) ... Also got a no-decision in his lone quality start of the season, giving up one run on three hits while striking out a season-high six batters in 7.0 innings against Middle Tennessee (2/23) ... Pitched at least 5.0 innings in each of his next three starts, but got no-decisions in two of them (Eastern Illinois 3/1; Brown 3/8) and a loss against Vanderbilt (3/15) ... Combined with Will Kendall to pitch a two-hitter against Alabama (3/30); give up one run on one hit in six innings of relief in a 2-0 loss ... Did not pitch more than two innings in any of his final six appearances of the season, four of which came out of the bullpen.

2012 - FRESHMAN YEAR

Went 4-5 with a 3.19 ERA in 15 starts, the most of anyone on the team ... Was second on the team in innings pitched (79) ... Struck out 33 ... Held opponents to a .247 batting average ... Had just 4.4 runs per game in support while allowing just 2.7 ... Did not allow more than three runs in 12 of his 15 starts ... Tied for the team lead with six quality starts ... Held right-handed hitters to a .218 average (46-for-211) while left-handed hitters hit .318 (28-for-88) against him ... Teams hit just .206 (28-for-136) against him with runners on ... Had a 1.4 fly out to ground out ratio (111:81) ... In SEC-only games, was 2-4 with a 4.22 ERA ... Threw 5 1/3 shutout innings in the SEC Tournament win over Georgia (5/23), scattering seven hits and a walk while striking out one to pick up the win ... Took a second straight no-decision at Arkansas (5/11) despite allowing just three runs on two hits and a walk in six-plus innings ... Was pulled with Auburn ahead 3-2 after a leadoff walk, which, came around to score ... Took a no-decision on Saturday at Georgia (5/5) despite allowing just two runs on six hits in five innings, leaving with Auburn ahead, 4-2, in a game it lost 6-5 in 11 innings ... Picked up his first SEC win in a month with 5 2/3 innings of three-hit ball, getting tagged for a pair of unearned runs in the 12-4 win over Tennessee on Saturday (4/28) ... It was his first Saturday start of the season ... Earned his first win in over a month despite having four straight quality starts when he worked six full innings in an 8-2, series-clinching win over Mississippi State (4/1) ... Allowed just two runs on six hits and a walk, striking out three ... Faced just one over the minimum through the first four innings ... Had a third straight quality start on Sunday against LSU (3/25) but didn't factor into the decision, getting tagged for three unearned runs in seven innings and leaving with the game tied at 3-3 ... Had a third quality start but didn't factor into the decision on Sunday at No. 12 Ole Miss (3/18), holding the Rebels to two runs in six innings ... Auburn rallied to win, 3-2, with a pair of two-out, ninth-inning runs ... Hard-luck loser in the 2-1 loss to Belmont (3/11) ... Had struck out a career-high

seven and walked just one with five hits in 8 1/3 innings but was stung by a one-out double that the bullpen allowed to score ... Picked up his first win and a quality start with six innings of shutout baseball to salvage the final game of the series at No. 8 Arizona (2/25), striking out three while just allowing two hits and three walks ... Did not factor into the decision in his first career start, throwing five innings and allowing one run on five hits on Sunday against Missouri (2/19) ... Departed the game with Auburn up 3-1.

HIGH SCHOOL

Played for Mark Mincher at Huntsville HS ... Was 27-10 with five saves in 236 innings in his high school career, striking out 318 and putting together a 2.13 ERA ... Went 11-3 with a 1.61 ERA and two saves in 87 innings as a senior, striking out 138 ... 2011 First Team Louisville Slugger All-American ... 2011 ABCA Pitcher of the Year ... 2011 Mr. Baseball for the state of Alabama ... 2011 First Team All-State/Super All-State LHP ... 2009-2011 Huntsville All-City pitcher ... Perfect Game All-American ... Won four national championships with the East Cobb Astros (2008-2010) ... Winning pitcher in the 6A State Championship game ... Three-time pitcher of the year.

PERSONAL

Daniel P. Koger ... Son of Danny and Nancy Koger ... Has a sister, Mallory ... Father played a year of baseball at Pensacola JC ... Major: philosophy.

KOGER AT A GLANCE

CAREER RECORD

at Plainsman Park.....	2-5
On Road / Neutral Site.....	2-3
vs. SEC.....	2-6
vs. SEC West.....	1-2
vs. SEC East.....	1-4

CAREER HIGHS

Innings.....	8.1, vs. Belmont (3/11/12)
Hits.....	7, 2x, vs. Georgia (5/23/12)
Runs.....	8, vs. South Carolina (4/22/12)
Earned Runs.....	6, vs. Florida (5/18/12)
Walks.....	4, vs. Southern Miss (3/4/12)
Strikeouts.....	7, vs. Belmont (3/11/12)
Pitches.....	116, vs. Belmont (3/11/12)

ALL GAMES

Year	ERA	W	L	App	GS	CG	SHO	CBO	SV	IP	H	R	ER	BB	SO	2B	3B	HR	BF	B/Avg	WP	HBP	BK	SFA	SHA
2012	3.19	4	5	15	15	0	0	0	0	79.0	74	41	28	28	33	7	4	7	344	.247	5	3	2	6	8
2013	5.01	0	3	14	8	0	0	0	0	46.2	37	28	26	22	20	6	0	6	200	.224	1	6	0	0	7
TOTAL	3.87	4	8	29	23	0	0	0	0	125.2	111	69	54	50	53	13	4	13	544	.239	6	9	2	6	15

SEC GAMES ONLY

Year	ERA	W	L	App	GS	CG	SHO	CBO	SV	IP	H	R	ER	BB	SO	2B	3B	HR	BF	B/Avg	WP	HBP	BK	SFA	SHA
2012	4.22	2	4	10	10	0	0	0	0	49.0	50	35	23	16	14	5	2	6	219	.262	3	3	0	4	5
2013	6.64	0	2	6	4	0	0	0	0	20.1	18	15	15	12	3	3	0	4	91	.250	0	3	0	0	4
Totals	4.93	2	6	16	14	0	0	0	0	69.1	68	50	38	28	17	8	2	10	310	.259	3	6	0	4	9





DANIEL KOGER'S CAREER APPEARANCES

*-Starter

2012 - FRESHMAN YEAR

Date	Opp (Res.)	DEC	QS	IP	H	R	ER	BB	SO	HR	ERA	PIT/STRK
2/19	*MISSOURI(L, 3-4)	--	--	5.0	5	1	0	3	5	0	0.00	87/55
2/25	*at #8 Arizona (W, 8-3)	W	X	6.0	2	0	0	3	3	0	0.00	112/67
3/4	*SOUTHERN MISS (L, 4-5)	--	--	5.1	5	3	3	4	3	1	1.65	88/54
3/11	*BELMONT (L, 1-3)	L	X	8.1	5	2	2	1	7	0	1.82	116/73
3/18	*at #12 Ole Miss (W, 3-2)	--	X	6.0	6	2	2	1	2	1	2.05	99/59
3/25	*#8 LSU (L, 3-4)	--	X	7.0	7	3	0	0	2	0	1.67	95/61
4/1	*MISSISSIPPI STATE (W, 8-2)	W	X	6.0	6	2	2	1	3	0	1.85	100/61
4/8	*at Alabama (L, 2-6)	L	--	5.0	5	3	2	2	2	1	2.03	87/52
4/15	*at Vanderbilt (L, 2-11)	L	--	2.0	5	4	4	2	1	0	2.66	55/29
4/22	*#6 S. CAROLINA (L, 7-11)	L	--	4.1	5	8	3	3	2	1	2.95	88/54
4/28	*TENNESSEE (W, 12-3)	W	--	5.2	3	2	0	2	0	0	2.67	78/48
5/5	*at Georgia (L, 5-6 [11])	--	--	5.0	6	2	2	1	1	0	2.74	78/52
5/11	*at #13 Arkansas (L, 4-5)	--	X	6.0	2	3	2	1	0	1	2.76	64/44
5/18	*#2 FLORIDA (L, 1-10)	L	--	2.0	5	6	6	3	1	2	3.42	54/30
5/23	*vs. Georgia [SECT] (W, 3-2)	W	--	5.1	7	0	0	1	1	0	3.19	78/48

2013 - SOPHOMORE YEAR

Date	Opp (Res.)	DEC	QS	IP	H	R	ER	BB	SO	HR	ERA	PIT/STRK
2/15	*MAINE (W, 3-2)	--	--	5.0	3	1	0	2	2	0	0.00	70/47
2/23	*MIDDLE TENN. ST (I, 1-2)	--	X	7.0	3	1	0	1	6	0	0.00	105/68
3/1	*EASTERN ILL. (L, 10-11)	--	--	5.1	5	4	4	1	3	0	2.08	78/44
3/8	*BROWN (W, 9-4)	--	--	5.0	5	2	2	2	4	1	2.42	72/41
3/15	*#2 VANDERBILT (L, 2-5)	L	--	6.0	5	5	5	2	1	2	3.49	109/63
3/22	*at #3 LSU (L, 4-9)	L	--	3.1	5	5	5	3	0	2	4.55	60/31
3/26	at Troy (L, 2-11)	--	--	1.0	0	0	0	0	0	0	4.41	15/9
3/30	Alabama (L, 0-2)	--	--	6.0	1	1	1	3	0	0	3.96	72/35
4/20	at #10 Miss. St. (L, 0-6)	--	--	1.2	1	1	1	1	0	0	4.02	32/16
4/28	*at Missouri (L, 1-4)	--	--	2.0	3	1	1	1	2	0	4.04	43/28
5/5	*#18 OLE MISS (W, 5-4)	--	--	1.1	3	2	2	2	0	0	4.33	29/14
5/7	at Jacksonville St. (W, 12-8)	--	--	1.0	0	0	0	1	1	0	4.23	21/11
5/8	SAMFORD (W, 9-3)	--	--	1.0	0	0	0	0	0	0	4.14	20/13
5/14	JACKSONVILLE ST. (L, 1-6)	L	--	1.0	3	5	5	3	0	1	5.01	42/23



COLE LIPSCOMB

49

POSITION

Right-Handed Pitcher

CLASS

Redshirt Freshman

BATS / THROWS

R/R

HEIGHT - WEIGHT

6-1 - 191

EXPERIENCE

SQ

HOMETOWN

Prattville, Ala.

HIGH SCHOOL

Edgewood Academy

2013 - FRESHMAN YEAR

Missed the season after undergoing surgery in the fall ... earned a medical redshirt.


HIGH SCHOOL

Played for Bobby Carr at Edgewood Academy ... Was 39-2 in his high school career ... Ranked 319th high school prospect by Perfect Game (2012) ... Was 10-0 with a 1.00 ERA in 70 innings as a senior ... Struck out 104 against just 12 walks ... 2012 ASWA First Team All-State ... Ranked 266th high school prospect by Perfect Game (2011) ... Also played for the Alabama Seminoles and Jerry Hendrix ... Was 13-0 with a 1.31 ERA in 72 innings in 2011, striking out 116 against just 13 walks ... 2011 AISA Pitcher of the Year ... 2011 AISA Player of the Year.

PERSONAL

Lawrence Cole Lipscomb ... Son of Kathy and Jimmy Pruett and Nathan and Vicki Lipscomb ... Has a sister, Kate ... Both of his parents attended Auburn ... Father graduated from Auburn ('88) ... Father also played basketball at Faulkner State ... Major: pre-physical therapy.





BLAKE LOGAN

1

POSITION
Catcher

CLASS
Freshman

BATS / THROWS
R/R

HEIGHT - WEIGHT
6-0 - 195

EXPERIENCE
HS

HOMETOWN
Muscle Shoals, Ala.


HIGH SCHOOL
Muscle Shoals

HIGH SCHOOL

Played at Muscle Shoals High School for head coach David Langston ... Was a Wendy's High School Heisman state finalist ... Named to Perfect Game 2012 Underclass All-American Team (2nd team) ... Rawlings 2013 Southeast All-Region (2nd team) ... East Coach Pro Showcase ... Ranked #1 catcher in state of Alabama by Perfect Game ... Rawlings All-American honorable mention ... Named Player of the Year by the Florence Times-Daily ... All-state and all-area selection ... Played summer ball for Alabama Seminoles and coach Jerry Hendricks ... Also played football and was an all-state and all-area selection ... Was in top 10 of class and named Mr. Muscle Shoals High School.

PERSONAL

Stephen Blake Logan ... Parents are Joel and Lori Logan .. Has a sister, Halie ... Father played football at Mississippi State ... Major: exercise science.



ROCKY MCCORD

37

POSITION
Right-Handed Pitcher

CLASS
Junior

BATS / THROWS
R/R

HEIGHT - WEIGHT
6-2 - 173

EXPERIENCE
2L

HOMETOWN
Spanish Fort, Ala.

HIGH SCHOOL
Spanish Fort

Played for Tommy Walker at Spanish Fort HS ... 39th-round pick of the Minnesota Twins in the 2011 MLB Draft ... Was 10-1 with a 1.84 ERA in 72 innings as a senior, striking out 88 ... Also hit .408 with eight home runs and 50 RBI ... 2011 First Team All-State/Super All-State (Uil.) ... 2010 and 2011 All-Mobile Press-Register Team ... Was 10-2 with a 2.05 ERA in 68 innings as a junior, striking out 77 ... Also hit .425 with five home runs ... 2010 All-State, All-County and All-Conference.

PERSONAL

Edwin Rockford McCord ... Son of Rock and Bobbi McCord ... Has two siblings: Jesse and Danielle ... Major: exercise science.

2013 - SOPHOMORE YEAR

Pitched in seven games, making six starts on the year ... Finished with a 2-1 record and a 3.96 ERA ... Gave up 11 runs - all earned - on 25 hits while walking 12 and striking out 19 ... Opponents batted .263 against him ... Held right-handed batters to a .188 average ... Had two quality starts on the season ... Picked up his first win in his third start with 6.0 shutout innings against Eastern Illinois, scattering three hits and striking out six (3/3) ... Pitched a career-high 6.2 innings against Brown, giving up one run on five hits while posting a career-best eight strikeouts for his second-straight win (3/10) ... Charged with the loss in his first SEC start as he gave up four runs in 1.2 innings against Vanderbilt (3/17) ... Did not allow a run over five innings in his last two appearances, a three-inning relief stint against LSU (3/23) and a two-inning start against Jacksonville State (5/14).

2012 - FRESHMAN YEAR

Appeared in 10 games (three starts) but did not factor into any decisions ... Had a 4.58 ERA ... Logged 17 2/3 innings and struck out 13 ... Opponents hit .310 off of him ... Had a 3.38 ERA in five relief appearances in SEC play (5 1/3 innings) ... SEC opponents hit just .211 against him ... Held left-handed hitters to a .211 batting average (4-for-19) while right-handed hitters hit .346 (18-for-52) against him ... Lasted just two innings in his first start in over a month-and-a-half, allowing a pair of runs on four hits against Troy (4/17) ... Lasted three innings in the Wednesday start against Alabama State (2/29), allowing three first-inning runs while surrendering a total of five hits with a walk, striking out four ... Got the Wednesday start against Alcorn State (2/22) but did not factor into the decision, working into the fifth before leaving with a man on first and one out after throwing 64 pitches ... Surrendered a run on five hits and two walks.

HIGH SCHOOL

McCORD AT A GLANCE	
CAREER RECORD	
at Plainsman Park.....	2-1
On Road / Neutral Site.....	0-0
vs. SEC.....	0-1
vs. SEC West.....	0-0
vs. SEC East.....	0-1
CAREER HIGHS	
Innings.....	6.2, vs. Brown (3/10/13)
Hits.....	5, 3x, vs. Brown (3/10/13)
Runs.....	5, vs. Indiana State (2/24/13)
Earned Runs.....	5, vs. Indiana State (2/24/13)
Walks.....	3, 2x, vs. Vanderbilt (3/17/13)
Strikeouts.....	8, vs. Brown (3/10/13)
Pitches.....	102, vs. Brown (3/10/13)

ROCKY MCCORD'S CAREER APPEARANCES												
*Starter												
2012 - FRESHMAN YEAR												
Date	Opp (Res.)	DEC	QS	IP	H	R	ER	BB	SO	HR	ERA	PIT/STRK
2/22	*ALCORN STATE (W, 7-1)	--	--	4.1	5	1	1	2	0	0	2.08	64/35
2/29	*ALABAMA STATE (W, 12-4)	--	--	3.0	5	3	3	1	4	0	4.91	59/37
4/8	at Alabama (L, 2-6)	--	--	1.0	1	0	0	0	0	0	4.32	14/8
4/15	at Vanderbilt (L, 2-11)	--	--	1.0	0	0	0	1	2	0	3.86	19/11
4/17	*TROY (W, 7-4)	--	--	2.0	4	2	2	0	2	0	4.76	33/23
4/20	#6 S. CAROLINA (L, 5-12)	--	--	1.1	1	0	0	0	0	0	4.26	11/7
4/22	#6 S. CAROLINA (L, 7-11)	--	--	1.0	2	2	2	1	1	0	5.27	26/13
5/8	PRESBYTERIAN (W, 18-2)	--	--	2.0	4	1	1	0	1	0	5.17	29/19
5/14	FLORIDA A&M (W, 11-3)	--	--	1.0	0	0	0	1	2	0	4.86	20/12
5/18	#2 FLORIDA (L, 1-10)	--	--	1.0	0	0	0	0	1	0	4.58	13/9
2013 - SOPHOMORE YEAR												
Date	Opp (Res.)	DEC	QS	IP	H	R	ER	BB	SO	HR	ERA	PIT/STRK
2/16	*MAINE (W, 12-3)	--	--	4.0	5	1	1	2	2	1	2.25	90/54
2/24	*INDIANA STATE (W, 6-5)	--	--	1.2	5	5	5	2	0	0	9.53	48/25
3/3	*EASTERN ILL. (W, 8-2)	W	X	6.0	3	0	0	3	6	0	4.63	93/52
3/10	*BROWN (W, 6-3)	W	X	6.2	5	1	1	2	8	0	3.44	102/64
3/17	*#2 VANDERBILT (L, 6-8)	L	--	1.2	4	4	4	3	0	0	4.95	38/18
3/23	at #3 LSU (L, 1-5)	--	--	3.0	3	0	0	0	0	0	4.30	37/25
5/14	*JACKSONVILLE ST. (L, 1-6)	--	--	2.0	0	0	0	0	3	0	3.96	28/17

ALL GAMES

Year	ERA	W	L	App	GS	CG	SHO	CBO	SV	IP	H	R	ER	BB	SO	2B	3B	HR	BF	B/Avg	WP	HBP	BK	SFA	SHA
2012	4.58	0	0	10	3	0	0	0	0	17.2	22	9	9	6	13	5	0	0	79	.310	3	0	0	1	1
2013	3.96	2	1	7	6	0	0	0	0	25.0	25	11	11	12	19	4	0	1	113	.263	2	3	2	1	2
TOTAL	4.22	2	1	17	9	0	0	0	0	42.2	47	20	20	18	32	9	0	1	192	.283	5	3	2	2	3

SEC GAMES ONLY

Year	ERA	W	L	App	GS	CG	SHO	CBO	SV	IP	H	R	ER	BB	SO	2B	3B	HR	BF	B/Avg	WP	HBP	BK	SFA	SHA
2012	3.38	0	0	5	0	0	0	0	0	5.1	4	2	2	4	2	0	0	22	.211	1	0	0	0	1	
2013	7.71	0	1	2	1	0	0	0	0	4.2	7	4	4	3	0	2	0	24	.389	0	0	0	1	2	
Totals	5.40	0	1	7	1	0	0	0	0	10.0	11	6	6	5	4	4	0	46	.297	1	0	1	1	3	



JACOB MILLIMAN

28

POSITION

Right-Handed Pitcher

CLASS

Junior

BATS / THROWS

R/R

HEIGHT - WEIGHT

6-5 - 240

EXPERIENCE

TR

HOMETOWN

Deatsville, Ala.

PREVIOUS SCHOOL

Pensacola JC

HIGH SCHOOL

Stanhope Elmore

JUNIOR COLLEGE

Played at Pensacola State College ... Went 3-3 with a 2.67 ERA during the 2013 season ... Led team with 64.0 innings pitched ... Had 57 strikeouts against 26 walks ... Held opponents to a .237 average ... Had a 5-4 record and 2.96 ERA in 2012 ... Struck out 74 batters and walked 28 in 79.0 innings ... Held opponents to .210 average ... Named second-team All-Panhandle.

HIGH SCHOOL

Played at Stanhope Elmore High School for coach Scott Johnson ... Had an ERA of 0.72 as a senior with 78 strikeouts and just six walks in 54.0 innings ... Named to All-Metro team ... Traveled to Japan and Czech Republic with his USSSA team ... Selected to Under Armour All-American Game.

PERSONAL

Jacob Hunter Milliman ... Parents are Lisa and Rocky Milliman ... Has a brother, Joshua ... Major: interdisciplinary studies.



MICHAEL O'NEAL

17

POSITION

Left-Handed Pitcher

CLASS

Senior

BATS / THROWS

L/L

HEIGHT - WEIGHT

6-1 - 220

EXPERIENCE

1L

HOMETOWN

Columbus, Ga.

PREVIOUS SCHOOL

Chattahoochee Valley CC

HIGH SCHOOL

Pacelli

sweeping the Gators on the road (5/11) ... Hard-luck loss vs. Arkansas as he gave up just one run on four hits over 7.0 innings in a 1-0 loss (5/17); was the first 1-0 Auburn loss in 17 years ... Named to SEC Academic Honor Roll.

JUNIOR COLLEGE

Played for Adam Thomas at Chattahoochee Valley CC ... Finished his career fourth in career strikeouts with 189 ... All-time leader is former Auburn pitcher Derek Varnadore (197) and second is former Auburn pitcher Tim Hudson (193) ... 212 1/3 innings pitched in his career is a school record ... Tied for third in career wins (15) and fourth in single-season wins (11) ... 10 complete games in 2011 tied the school record ... 121 innings pitched in 2011 is a school record ... 110 strike outs in 2011 is fourth for a single-season ... Was 4-7 with a 3.65 ERA as a sophomore ... Threw 91 1/3 innings, striking out 79 ... 2012 Academic All-America ... Held opponents to a .266 batting average ... Was 11-2 with four saves and a 2.30 ERA in 121 innings of work as a freshman, striking out 110 against just 11 walks and throwing 10 complete games ... 2011 First Team All-State ... 2011 Great Lakes League All-Star.

HIGH SCHOOL

Four-year starter at Pacelli for Ken Miller ... Earned 31 wins during his high school career ... Also was a football starter for four years ... Two-time Georgia Dugout Club All-State First Team Class A pitcher ... 2008 Class A Georgia State Champion.

PERSONAL

Michael Christopher O'Neal ... Son of Katharine O'Neal and David O'Neal ... Has two brothers, Brian and Conner ... Major: exercise science.

ALL GAMES

Year	ERA	W	L	App	GS	CG	SHO	CBO	SV	IP	H	R	ER	BB	SO	2B	3B	HR	BF	B/Avg	WP	HBP	BK	SFA	SHA
2013	2.73	8	4	14	14	2	1	0	0	89.0	73	37	27	21	36	7	3	1	371	.223	1	11	0	5	6
TOTAL	2.73	8	4	14	14	2	1	0	0	89.0	73	37	27	21	36	7	3	1	371	.223	1	11	0	5	6

SEC GAMES ONLY

Year	ERA	W	L	App	GS	CG	SHO	CBO	SV	IP	H	R	ER	BB	SO	2B	3B	HR	BF	B/Avg	WP	HBP	BK	SFA	SHA
2013	3.27	4	4	10	10	1	0	0	0	62.1	54	30	23	15	22	6	2	1	267	.230	1	10	0	5	2
TOTAL	3.27	4	4	10	10	1	0	0	0	62.1	54	30	23	15	22	6	2	1	267	.230	1	10	0	5	2

2013 - JUNIOR YEAR

Auburn's most consistent starting pitcher in his first year ... Led Auburn with an 8-4 record and a 2.73 ERA ... Recorded decisions in 12 of 14 starts ... His eight wins tied for sixth in the SEC and were the most by an Auburn pitcher since Grant Dayton finished the 2010 season with an 8-3 record ... Had eight of the 13 wins by Auburn starters in 2013 ... Pitched 89.0 innings, which led the staff and ranked eighth in the SEC ... Held opponents to a .223 batting average, ninth-best in the SEC ... Lefthander held righties to a .200 average (47-for-235) ... Had eight quality starts on the year and two complete games ... Got plenty of run support as team averaged 5.1 runs per game in his 14 starts ... Won each of his first four starts ... Picked up first win vs. Maine, giving up three runs in 5.2 innings (2/16) ... Pitched six innings of shutout ball vs. College of Charleston, scattering four hits and striking out five for his second win (2/23) ... Gave up four runs on three hits but picked up the win vs. Eastern Illinois after leaving with an 8-4 lead through five innings (3/2) ... Pitched his first career complete-game shutout vs. Brown, scattering six hits while recording a season-high six strikeouts in a 6-0 win (3/9); threw a career-high 115 pitches with 83 strikes in the game ... Was first complete-game shutout for Auburn since Derek Varnadore in 2011 ... Charged with first loss vs. #2 Vanderbilt, giving up three runs in six innings in an 8-1 loss (3/16) ... Gave up a season-high five runs on seven hits in his shortest outing of the year (4.0 IP) in a loss at #3 LSU (3/23) ... Got back on the winning track vs. Alabama, pitching 7.2 innings and giving up three runs (none earned) in the Tigers' first SEC win of the year (3/29) ... Got his first road win at #18 Texas A&M with 6.0 innings of work, giving up three runs in a 10-5 Auburn victory (4/6) ... Third-straight SEC win came at home with 7.0 innings of work against Georgia, where he gave up four runs (two earned) on five hits while striking out three to clinch a series win (4/13) ... Moved to 8-2 and got his fourth SEC win at #10 Mississippi State, shutting out the Bulldogs for 7.0 innings and scattering five hits while striking out four (4/19) ... Got no run support in a 3-1 loss at Missouri, despite giving up just three hits (4/28) ... Did not factor in the decision in an 8-5 win over Ole Miss (5/4) ... Had a 4-1 lead over Florida with 2 outs in 9th before giving up a 3-run homer; left with no decision as the Tigers narrowly missed

sweeping the Gators on the road (5/11) ... Hard-luck loss vs. Arkansas as he gave up just one run on four hits over 7.0 innings in a 1-0 loss (5/17); was the first 1-0 Auburn loss in 17 years ... Named to SEC Academic Honor Roll.

sweeping the Gators on the road (5/11) ... Hard-luck loss vs. Arkansas as he gave up just one run on four hits over 7.0 innings in a 1-0 loss (5/17); was the first 1-0 Auburn loss in 17 years ... Named to SEC Academic Honor Roll.

MICHAEL O'NEAL'S CAREER APPEARANCES

*Starter

2013 - SOPHOMORE YEAR

Date	Opp (Res.)	DEC	QS	IP	H	R	ER	BB	SO	HR	ERA	PIT/STRK
2/16	*MAINE (W, 4-3)	W	--	5.2	6	3	2	0	3	0	3.18	54/39
2/23	*COL. OF CHAS. (W, 5-1)	W	X	6.0	4	0	0	1	5	0	1.54	98/63
3/2	*EASTERN ILL. (W, 14-7)	W	--	5.0	3	4	2	3	0	0	2.16	73/41
3/9	*BROWN (W, 6-0)	W	X	9.0	6	0	0	2	6	0	1.40	115/83
3/16	*#2 VANDERBILT (L, 1-8)	L	X	6.0	3	3	3	1	1	0	1.99	65/39
3/23	*at #3 LSU (L, 1-5)	L	--	4.0	7	5	4	1	1	0	2.78	83/45
3/29	*ALABAMA (W, 6-3)	W	X	7.2	8	3	0	0	3	0	2.28	90/60
4/6	*at #18 Texas A&M (W, 10-5)	W	X	6.0	6	3	2	1	1	0	2.37	88/53
4/13	*GEORGIA (W, 8-4)	W	--	7.0	5	4	2	3	3	0	2.40	97/57
4/19	*at #10 Miss. St. (W, 3-1)	W	X	7.0	5	0	0	4	4	0	2.13	96/53
4/28	*at Missouri (L, 1-3)	L	X	6.0	3	3	3	0	3	0	2.34	79/54
5/4	*#18 OLE MISS (W, 8-5)	--	--	4.0	7	4	4	2	1	0	2.70	67/38
5/11	*at Florida (L, 4-5)	--	--	8.2	6	4	4	0	2	1	2.85	101/67
5/17	*#11 ARKANSAS (L, 0-1)	L	X	7.0	4	1	1	3	3	0	2.73	100/64

CAREER RECORD

at Plainsman Park.....	6-2
On Road / Neutral Site.....	2-2
vs. SEC.....	4-4
vs. SEC West.....	3-2
vs. SEC East.....	1-2

CAREER HIGHS

Innings.....	9.0, vs. Brown (3/9/13)
Hits.....	8, vs. Alabama (3/29/13)
Runs.....	5, at LSU (3/23/13)
Earned Runs.....	4, 3x, at Florida (5/11/13)
Walks.....	4, at Mississippi State (4/19/13)
Strikeouts.....	6, vs. Brown (3/9/13)
Pitches.....	115, vs. Brown (3/9/13)

O'NEAL AT A GLANCE



DILLON ORTMAN

26

POSITION
Right-Handed Pitcher

CLASS
Senior

BATS / THROWS
R/R

HEIGHT - WEIGHT
6-2 - 198

EXPERIENCE
3L

HOMETOWN
Huntsville, Ala.

HIGH SCHOOL
Grissom

2013 - JUNIOR YEAR

Made 11 appearances on the mound, including four starts ... Finished with a 2-1 record with both wins coming in relief ... Recorded a 4.88 ERA while opponents batted .306 against him ... Made his second career start in the first series of the season, pitching a season-high and matching a career-high with 5.1 innings vs. Maine (2/17); struck out a career-high three hitters in the game ... Made second start at Kennesaw State and was charged with the loss despite giving up just two earned runs on five hits in 5.2 innings; left with a 1-0 deficit but saw KSU score seven unearned runs in the game (2/26) ... Was the starter for Auburn in a 6-3 win over Alabama in the Capital City Classic; gave up three runs in three innings (3/5) ... Earned win in first relief appearance with 4.0 innings against Kennesaw State at home; gave up two runs in an 8-3 win (3/12) ... Was the battery with his brother, Kody, for the first time in his Auburn career for one scoreless inning of relief at LSU (3/24) ... Gave up two runs in a one-inning relief stint at Texas A&M (4/7) ... Pitched two shutout innings in a tie game vs. Alabama State; Tigers won 2-1 in the 9th (4/10) ... Had shortest appearance of season vs. Georgia, recording just two outs (4/13) ... Got second win of season at Samford with 2.0 innings of relief, giving up one run on a solo home run (4/16) ... Pitched 1.2 scoreless innings at Mississippi State in a 6-3 loss (4/18) ... Gave up four runs in 2.1 innings in final start of season at Jacksonville State; Auburn would come back to win 12-8 (5/7) ... Named to SEC Academic Honor Roll.

2012 - SOPHOMORE YEAR

Went 1-1 with a 3.20 ERA in 18 appearances (one start) ... Had one save on the season in 25 1/3 innings, striking out 15 ... Allowed 10 of 23 inherited runners (43 percent) to score but allowed just nine earned runs of his own ... Retired the first batter he faced 11 out of 17 times (65 percent) ... Made nine appearances in league play but did not factor into any decisions ... Had a 5.73 ERA in league play ... Opponents hit .231 against him ... Left-handed hitters hit .206 (7-for-34) while right-handed hitters hit .246 (14-for-57) ... Teams hit just .184 (9-for-49) against him with runners on ... Getting the Game 3 start at No. 13 Arkansas (5/12), allowed three runs on four hits in two innings, leaving with Auburn up 4-2 and a runner on first and none out ... Threw a career-long four innings to pick up the win against Troy (4/17), allowing two runs (one earned) on three hits and three walks ... It was his first win since May 14, 2011 against Alabama ... Entered with men on the corners and one out in a one-run game at Samford (3/27) and got a strike out and a ground out to get out of the inning ... Then threw a scoreless eighth ... Needed just three pitches to strike out the only hitter he faced in the ninth on Sunday against LSU (3/25) ... Earned his first hold of the season on Friday against Belmont (3/9), throwing 1 2/3 innings of shutout baseball, allowing one hit and striking out two ... Took the

loss against Purdue (3/2), allowing his inherited runner to score to tie the game and then leaving a runner on when he left that would eventually score to give Purdue a lead it wouldn't relinquish ... Threw a perfect ninth inning against Alabama State (2/29), needing just 13 pitches to get through three hitters.

2011 - FRESHMAN YEAR

Went 2-1 with four saves and a 4.65 ERA in 19 relief appearances (31 innings) ... Four saves tied for 11th in the SEC at the end of the regular season ... Inherited 21 runners, allowing seven to score (33 percent) ... Allowed the game-winning hit on Saturday at Tennessee (5/21) to the only hitter he faced in the ninth, entering with the game tied at 3-3 and the winning run on second with one out ... Had an exceptional day in a doubleheader sweep of Alabama (5/14), picking up the win in the opener by throwing two innings and getting the last three outs in the second game to earn the save ... Earned his first career win in the longest outing of his career (3 2/3 innings) on Friday against Georgia (5/6), entering in the eighth with a man on second and one out ... Struck out the first two hitters he faced and then picked up the win when Auburn scored twice in the 11th for the 4-3 come-from-behind win ... Suffered his first loss on Friday at #2 South Carolina (4/29), starting the ninth on the mound in a 1-1 game and hitting a batter on his first pitch, which came around to score with one out in the inning ... Picked up his third save of the season in the series-opening win over Ole Miss (4/21), entering with two on and none out in the ninth and Auburn up by three ... Retired all three hitters he faced, two on strike outs including the final hitter of the game ... SEC Co-Freshman of the Week (4/11) after picking up his first two career saves in two relief appearances at Kentucky ... Entered with a man on second and none out on Friday (4/8) and retired all three hitter he faced to pick up his first save ... Returned on Sunday with the bases loaded in seventh with two outs, getting out of the inning unscathed and threw the final 2 1/3 innings without allowing a hit or a walk ... Made two appearances against #1 Vanderbilt, which included 2 1/3 shutout innings on Sunday (4/3) in which he allowed a hit and did not allow either of his inherited runners to score ... Had his longest career outing at Mississippi State (3/26), throwing three shutout innings and striking out four to end the game ... Faced the final three hitters in the loss at Jacksonville State (3/22), allowing his lone inherited runner to score with the game-winning run ... Entered the Saturday game against #7 Arizona State (3/12) in the seventh with Auburn down 7-5 and allowed two runs on four hits and a walk in 2 2/3 innings ... Charged for three runs (two earned) on three hits in 1 1/3 innings against New York Tech (3/4) ... Threw two innings against Bethune-Cookman (3/1), allowing a run on two hits with two strike outs, earning a hold ... Made his debut in the fifth inning of the 8-6, 13-inning loss to Radford (2/25) ... Was in line for the win before an unearned run scored in the top of the ninth with one out ... Allowed one run on two hits with a strike out in an inning of work.

ORTMAN AT A GLANCE	
CAREER RECORD	
at Plainsman Park.....	3-2
On Road / Neutral Site.....	2-1
vs. SEC.....	2-1
vs. SEC West.....	1-0
vs. SEC East.....	1-1
CAREER HIGHS	
Innings.....	5.1, vs. Maine (2/17/13)
Hits.....	6, 2x, at Kennesaw State (3/12/13)
Runs.....	4, at Jacksonville State (5/7/13)
Earned Runs.....	4, at Jacksonville State (5/7/13)
Walks.....	4, at Jacksonville State (5/7/13)
Strikeouts.....	5, vs. Georgia (5/6/11)
Pitches.....	82, vs. Maine (2/17/13)

ALL GAMES

Year	ERA	W	L	App	GS	CG	SHO	CBO	SV	IP	H	R	ER	BB	SO	2B	3B	HR	BF	B/Avg	WP	HBP	BK	SFA	SHA
2011	4.65	2	1	19	0	0	0	0	4	31.0	33	19	16	9	27	5	0	3	142	.264	2	5	0	0	3
2012	3.20	1	1	18	1	0	0	1	1	25.1	21	13	9	13	15	5	1	2	114	.231	3	3	0	5	2
2013	4.88	2	1	11	4	0	0	0	0	27.2	33	18	15	8	17	5	1	2	122	.306	7	4	0	1	1
TOTAL	4.29	5	3	48	5	0	0	1	5	84.0	87	50	40	30	59	15	2	7	378	.269	12	12	0	6	6

SEC GAMES ONLY

Year	ERA	W	L	App	GS	CG	SHO	CBO	SV	IP	H	R	ER	BB	SO	2B	3B	HR	BF	B/Avg	WP	HBP	BK	SFA	SHA
2011	3.86	2	1	14	0	0	0	0	4	23.1	21	12	10	6	21	3	0	2	103	.236	2	5	0	0	3
2012	5.73	0	0	9	1	0	0	0	1	11.0	12	9	7	4	7	4	0	2	51	.286	2	2	0	2	1
2013	6.23	0	0	4	0	0	0	0	0	4.1	8	3	3	0	3	2	0	0	21	.421	3	2	0	0	0
TOTAL	4.66	2	1	27	1	0	0	0	5	38.2	41	24	20	10	31	9	0	4	175	.273	7	9	0	2	4

**HIGH SCHOOL**

Played for Adam Moseley at Grissom HS ... Was 19-5 with a 1.57 ERA for his career ... Went 10-4 with a 1.95 ERA in 79 innings in 2010, striking out 95 ... 2010 6A Player of the Year, all-Metro pitcher, all-city pitcher and Super All-State Top 10 ... Went 7-2 with a 2.24 ERA in 45 innings with 59 strike outs in 2009 ... 2009 First Team All-City and Huntsville City Pitcher of the Year ... 2009 Huntsville Times Elite Team Pitcher ... Selected to the Alabama North/South All-Star Game and the ABCA All-Star Weekend ... East Coast Professional Showcase participant in Lakeland, Fla. ... Went 6-1 with a 2.40 ERA and 52 strike outs as a sophomore.

PERSONAL

Dillon Charles Ortman ... Son of Julie Oswell and Russ Ortman ... Has four siblings: Ashley Oswell, Sarah Oswell, Kody Ortman and Cassidy Ortman ... Brother, Kody, was a catcher on the Auburn baseball team, transferring from Northwest Shoals CC prior to the 2012 season ... Father attended Auburn from 1983-85 and was a member of the baseball team ... Uncle, Doug Ortman, played in the Oakland A's organization and uncle, Ronnie Vaughn, played in the Detroit Tigers organization ... Major: finance.

DILLON ORTMAN'S CAREER APPEARANCES

*Starter

2011 - FRESHMAN YEAR

Date	Opp (Res.)	DEC	QS	IP	H	R	ER	BB	SO	HR	ERA	PIT/STRK
2/25	RADFORD (L, 8-6)	--	--	1.0	2	1	1	1	1	0	9.00	18/9
3/1	BETHUNE-COOKMAN (W, 9-2)	--	--	2.0	2	1	1	1	2	0	6.00	27/18
3/4	New York Tech (W, 6-3)	--	--	1.1	3	3	2	0	1	0	8.31	43/28
3/12	#7 ARIZONA STATE (L, 5-9)	--	--	2.2	4	2	2	1	1	1	7.71	42/24
3/22	Jacksonville State (L, 4-5)	--	--	0.2	1	0	0	0	1	0	7.04	9/7
3/26	at Mississippi State (L, 8-15)	--	--	3.0	3	0	0	0	4	0	5.06	51/33
4/1	#1 VANDERBILT (L, 6-11)	--	--	2.1	4	3	3	1	3	0	6.23	43/27
4/3	#1 VANDERBILT (L, 2-6)	--	--	2.1	1	0	0	0	1	0	5.28	28/17
4/8	at Kentucky (W, 12-9)	S	--	1.0	0	0	0	0	1	0	4.96	12/7
4/10	at Kentucky (W, 8-2)	S	--	2.1	0	0	0	0	0	0	4.34	28/18
4/15	at #21 LSU (W, 8-7)	--	--	2.0	1	2	1	2	2	0	4.35	47/27
4/21	OLE MISS (W, 6-3)	S	--	1.0	0	0	0	0	2	0	4.15	19/14
4/29	at #2 South Carolina (L, 1-2)	L	--	0.1	2	1	1	0	0	0	4.50	15/7
5/1	at #2 South Carolina (L, 3-7)	--	--	1.0	2	1	0	0	0	0	4.30	17/12
5/6	GEORGIA (W, 4-3)	W	--	3.2	2	1	1	0	5	1	4.05	54/35
5/8	GEORGIA (L, 11-14)	--	--	1.1	1	3	3	3	0	1	4.82	35/18
5/14	ALABAMA (GM-1) (W, 7-5)	BS,W	--	2.0	3	1	1	0	3	0	4.80	32/22
5/14	ALABAMA (GM-2) (W, 8-7)	S	--	1.0	1	0	0	0	0	0	4.65	14/9
5/21	at Tennessee (L, 3-4)	--	--	0.0	1	0	0	0	0	0	4.65	4/3

2012 - SOPHOMORE YEAR

Date	Opp (Res.)	DEC	QS	IP	H	R	ER	BB	SO	HR	ERA	PIT/STRK
2/19	MISSOURI (L, 4-6)	--	--	0.2	0	0	0	2	1	0	0.00	24/12
2/19	MISSOURI (L, 3-4)	BS	--	1.0	0	0	0	2	1	0	0.00	23/13
2/29	ALABAMA STATE (W, 12-4)	--	--	1.0	0	0	0	0	0	0	0.00	13/8
3/2	PURDUE (L, 8-9)	L	--	2.0	1	1	1	0	0	0	1.93	26/17
3/9	BELMONT (W, 6-5)	H	--	1.2	1	0	0	0	2	0	1.42	32/18
3/21	SOUTH ALABAMA (W, 7-0)	--	--	0.2	1	0	0	1	1	0	1.29	19/10
3/25	#8 LSU (L, 3-4)	--	--	0.1	0	0	0	0	0	0	1.23	3/3
3/27	at Samford (L, 5-8)	--	--	1.2	0	0	0	1	1	0	1.00	28/17
3/31	MISSISSIPPI STATE (W, 10-6)	--	--	0.1	0	0	0	0	1	0	0.96	13/7
4/8	at Alabama (L, 2-6)	--	--	0.1	0	0	0	0	1	0	0.93	13/7
4/10	SAMFORD (W, 7-5)	H	--	1.2	3	1	0	0	1	0	0.79	23/14
4/14	at Vanderbilt (W, 5-2)	S	--	2.0	1	0	0	0	1	0	0.68	23/15
4/17	TROY (W, 7-4)	W	--	4.0	3	2	1	3	0	0	1.04	59/36
4/21	#6 S. CAROLINA (L, 3-5)	--	--	0.2	0	1	0	1	0	0	1.00	8/3
4/29	TENNESSEE (W, 11-4)	--	--	2.1	3	1	1	1	0	0	1.33	35/19
5/6	at Georgia (L, 3-9)	--	--	1.1	1	1	0	0	1	0	1.25	22/15
5/12	*at #13 Arkansas (W, 12-5)	--	--	2.0	4	3	3	1	2	1	2.28	40/23
5/18	#2 FLORIDA (L, 1-10)	--	--	1.2	3	3	3	1	0	1	3.20	27/14

2013 - JUNIOR YEAR

Date	Opp (Res.)	DEC	QS	IP	H	R	ER	BB	SO	HR	ERA	PIT/STRK
2/17	*MAINE (W, 8-4)	--	--	5.1	6	3	1	1	3	1	1.69	82/51
2/26	*KENNESAW ST (L, 2-9)	L	--	4.2	5	2	2	0	2	0	2.70	61/42
3/5	*vs. Alabama (W, 6-3)	--	--	3.0	3	3	2	3	2	0	3.46	69/36
3/12	at Kennesaw St. (W, 8-3)	W	--	4.0	6	2	2	0	2	0	3.71	57/38
3/24	at #3 LSU (L, 2-8)	--	--	1.0	1	0	0	0	1	0	3.50	12/8
4/7	at #18 Texas A&M (L, 1-4)	--	--	1.0	2	2	2	0	1	0	4.26	24/12
4/10	ALABAMA ST. (W, 2-1)	--	--	2.0	1	0	0	0	3	0	3.86	21/14
4/13	GEORGIA (L, 1-7)	--	--	0.2	3	1	1	0	0	0	4.15	16/9
4/16	at Samford (W, 6-3)	W	--	2.0	1	1	1	0	0	1	4.18	18/13
4/18	at #10 Miss. St. (L, 3-6)	--	--	1.2	2	0	0	0	1	0	3.91	22/11
5/7	*at Jacksonville St. (W, 12-8)	--	--	2.1	3	4	4	4	2	0	4.88	59/27





DANIEL ROBERT

20

POSITION
Infielder

CLASS
Freshman

BATS / THROWS
L/R

HEIGHT - WEIGHT
6-4 - 249

EXPERIENCE
HS

HOMETOWN
Hoover, Ala.


HIGH SCHOOL
Briarwood Christian

HIGH SCHOOL

Played at Briarwood Christian School in Hoover, Ala., for former Auburn head coach Steve Renfroe ... Three-time all-state selection (2011, 2012, 2013) ... Named to all-county and Over The Mountain teams all four years of high school ... Shelby County Player of the Year in 2011 ... Birmingham News Metro Player of the Year in 2011 (batted .546) ... Ranked as top position player in Alabama by ESPN ... AHSAA All-Star ... Invited to Team USA tryouts ... East Coach Pro Showcase ... Helped team to area title all four years of high school ... Played summer ball for EXCEL Baseball with coaches Matthew Maniscalco and Steve Gendron ... Also played football, helping team to state runner-up finish in 2011.

PERSONAL

Daniel McGee Robert ... Parents are Greg and Lisa Robert ... Father was a football letterman at Auburn ... Major: business/sport management.



ROCK RUCKER

42

POSITION

Outfielder / Left-Handed Pitcher

CLASS

Sophomore

BATS / THROWS

L/L

HEIGHT - WEIGHT

6-5 - 216

EXPERIENCE

1L

HOMETOWN

Marietta, Ga.

HIGH SCHOOL

Russell County

2013 - FRESHMAN YEAR

Saw action in two games ... Walked in first career plate appearance, came around to score vs. Maine (2/16) ... Got first career at-bat vs. Kennesaw State (2/26).

HIGH SCHOOL

Played for Tony Rasmus at Russell County as a senior and Marvin Pruitt at Redan prior to that ... Ranked 128th high school prospect by Perfect Game (2012) ... Ranked 253rd draft prospect by Baseball America ... Hit .382 with eight home runs and 41 RBI in 2012 ... Was also 7-0 with a 0.76 ERA in 37 innings, striking out 70 ... 2012 ASWA 5A State Hitter of the Year ... 2012 ASWA All-State 5A First Team outfielder ... Ranked No. 130 high school prospect by Perfect Game (2011) ... Also played for Chad Raley and Marucci Elite ... Hit .450 with 10 home runs and 39 RBI in 2011 ... 2011 Perfect Game National Showcase invitee ... East Coast Pro Showcase invitee ... Area Code Showcase invitee ... 2011 All-DeKalb County ... MLB Breakthrough Series invitee.

PERSONAL

Rock Christian Joseph Rucker ... Son of Orrin (Chip) and Darcey Rucker ... Has four siblings: Jillian, Dominique, Bianca and Jazmine ... Father played basketball at Northeastern University under Jim Calhoun and was drafted by the Milwaukee Bucks in the ninth round of the 1981 NBA Draft ... Major: pre-radio television and film.

CAREER HIGHS

At Bats:1, vs. Kennesaw State (2/26/13)
 Runs:1, vs. Maine (2/16/13)
 Hits:--
 RBI:--
 Doubles:--
 Triples:--
 HR:--
 Hit Streak:--
 Reach Base:--

MULTI-HIT GAMES

Year	2	3	4	5+	Total
2013	--	--	--	--	--
Totals	--	--	--	--	--

MULTI-RBI GAMES

Year	2	3	4	5+	Total
2013	--	--	--	--	--
Totals	--	--	--	--	--

ALL GAMES

Year	Avg	GP	GS	AB	R	H	2B	3B	HR	RBI	TB	SLG%	BB	HBP	SO	GDP	OB%	SF	SH	SB	ATT	PO	A	E	FLD%
2013	.000	2	0	1	1	0	0	0	0	0	0	.000	1	0	0	0	.500	0	0	0	0	0	0	0	.000
TOTAL	.000	2	0	1	1	0	0	0	0	0	0	.000	1	0	0	0	.500	0	0	0	0	0	0	0	.000





PATRICK SAVAGE

9

POSITION
Infielder / Outfielder

CLASS
Senior

BATS / THROWS
R/R

HEIGHT - WEIGHT
6-1 - 223

EXPERIENCE
3L

HOMETOWN
Suwanee, Ga.

HIGH SCHOOL
Greater Atlanta Christian

2013 - JUNIOR YEAR

Started as designated hitter in 34 games ... Made 47 total appearances during the year ... Played first base in one game and left field in one game ... Hit .290 for the season (40-for-138) ... Had nine doubles and 19 RBI ... Scored 11 runs415 slugging, .357 on-base ... Was 4-for-9 (.444) as a pinch-hitter ... 10 of his 19 RBI came in the second half of the SEC season ... Had a career-best nine-game hitting streak (11-34, .324, 4 WB, 6 RBI) from March 5-19 ... Had his best hitting performance against Florida with a 4-for-4 night, driving in a run and scoring another (5/11) ... Had three games with three hits: 3-for-4 at Mississippi State (4/20); 3-for-4, 2 RBI, R vs. Samford (5/8); 3-for-5, 2 RBI, R vs. Arkansas (5/18) ... Had 10 total multi-hit games during the year ... Went 2-for-4 with two doubles, drove in 3 runs and scored twice in win over Brown (3/8) ... Started Friday and Saturday games against Alabama at DH (3/29-30) and got married the next day, Easter Sunday ... Named to SEC Community Service Team ... SEC Academic Honor Roll.

2012 - REDSHIRT SOPHOMORE YEAR

Hit .260 (19-for-73) with four doubles and five home runs, driving in 15 RBI ... Also scored nine runs ... Had a .521 slugging percentage ... Also drew four walks and was hit by a pitch for a .304 on base percentage ... Had a .987 fielding percentage on 156 chances (139 putouts, 15 assists, two errors) ... Hit .231 (6-for-26) in SEC play ... Appeared in 30 games, starting at first 11 times and as the designated hitter three times ... Was 2-for-11 (.182) as a pinch hitter ... Hit .241 (7-for-29) against left-handed pitchers and .273 (12-for-44) against right-handers ... Hit .364 at the SEC Tournament, starting all three games at first ... Had a perfect fielding percentage on 35 chances ... Homered in three straight games from May 11-14 ... The first two home runs were solo shots (at Arkansas) and the third was a three-run home run (vs. Florida A&M) ... Had a career-best five-game hitting streak from May 8-14 ... Was 9-for-15 (.600) during the streak, collecting an extra-base hit in all five games ... Homered in Auburn's five-run first vs. Florida A&M (5/14) ... Inserted into the starting lineup at Arkansas after an injury to Garrett Cooper and responded by going 4-for-10 (.400) with a double, two home runs and four RBI ... Homered to start a five-run fifth in the 13-1 win over Charleston Southern (3/3) ... Hit a pinch hit home run in the 6th of the 22-0 win over Alcorn State (2/21) ... Was 2-for-5 with a run scored in 6-4 loss to Missouri (2/19).

2011 - SOPHOMORE YEAR

Played in four games before taking a medical redshirt ... Entered as a defensive replacement at first against and as a pinch hitter ... Hit .333 (1-for-3) with a run scored ... Singled and scored in the ninth against Virginia (2/19) ... SEC Academic Honor Roll.

2010 - FRESHMAN YEAR

Played in nine games, hitting .333 (3-for-9) with three extra-base hits (two doubles, one home run) ... Was 1-for-4 (.250) as a pinch hitter ... Played in the outfield in five games ... Missed a majority of the season due to mono ... Doubled and scored a run in the 22-7 win over Georgia State (4/6) ... Homered after entering the game as a defensive substitution in the 18-0 win over Alabama A&M (3/17) ... Collected his first career hit, a double, against Florida Atlantic (2/28).

HIGH SCHOOL

Played for Cliff Shelton at Greater Atlanta Christian ... Played summer ball with the East Cobb Astros and was named the Team MVP ... Finished his high school career with a .445 average and a .515 on base percentage with 18 home runs, 35 doubles and 40 steals ... Four-time Gwinnett Daily Post and Gwinnett County Dugout Club All-County selection ... Hit .464 with a .535 on base percentage as a senior with seven home runs, nine doubles, 36 RBI and 14 steals ... 2009 Under Armour, Rawlings and Baseball Clearinghouse All-American ... Gwinnett Daily Post "Super 6" Award winner as a senior ... Rated 10th in the state of Georgia by PGCrosschecker.com and 107th nationally after his junior season ... Hit .413 with eight home runs and 36 RBI as a junior ... All-Region choice final three years of high school ... Georgia Dugout Club All-State as a junior and senior ... 2008 Perfect Game National Showcase participant in Minneapolis ... Played for the East Cobb Braves in 2008, hitting .410 ... Hit .422 with eight doubles and 26 RBI as a sophomore ... 2006 Atlanta Journal Constitution All-County honorable mention ... National Honor Society with a 3.95 GPA.

PERSONAL

Patrick Thomas Savage ... Married to the former Ashley Coutu; only married player on team ... Has a daughter, Lily Kate ... Son of Tom and Lisa Savage ... Has two brothers, Chris and Zach ... Father and brother, Chris, are Auburn alums ... Major: accounting.

ALL GAMES

Year	Avg	GP	GS	AB	R	H	2B	3B	HR	RBI	TB	SLG%	BB	HBP	SO	GDP	OB%	SF	SH	SB	ATT	PO	A	E	FLD%
2010	.333	9	0	9	2	3	2	0	1	1	8	.889	1	0	2	2	.400	0	0	0	0	2	0	0	1.000
2011	.333	4	0	3	1	1	0	0	0	0	1	.333	1	0	2	0	.500	0	0	0	0	4	0	0	1.000
2012	.260	30	14	73	9	19	4	0	5	15	38	.521	4	1	10	0	.304	1	0	1	1	139	15	2	.987
2013	.290	47	34	138	11	40	9	0	0	19	49	.355	14	1	19	6	.357	1	0	1	1	2	0	0	1.000
TOTAL	.283	90	48	223	23	63	15	0	6	35	96	.430	20	2	33	8	.344	2	0	2	2	147	15	2	.988

SEC GAMES ONLY

Year	Avg	GP	GS	AB	R	H	2B	3B	HR	RBI	TB	SLG%	BB	HBP	SO	GDP	OB%	SF	SH	SB	ATT	PO	A	E	FLD%
2010	.000	2	0	0	0	0	0	0	0	0	0	.000	0	0	0	0	.000	0	0	0	0	0	0	0	.000
2012	.231	12	5	26	3	6	2	0	2	5	14	.538	0	1	6	0	.259	0	0	0	0	53	5	2	.967
2013	.305	27	20	82	4	25	3	0	0	8	28	.341	3	1	15	4	.337	0	0	0	0	0	0	0	.967
TOTAL	.287	41	25	108	7	31	5	0	2	13	42	.389	3	2	21	4	.319	0	0	0	0	53	5	2	.967

CAREER HIGHS	
At Bats:	6, vs. Charleston Southern (3/3/12)
Runs:	2, 2x, vs. Brown (3/8/13)
Hits:	4, at Florida (5/11/13)
RBI:	4, vs. Florida A&M (5/14/12)
Doubles:	2, vs. Brown (3/8/13)
Triples:	--
HR:	1, 6x, vs. Florida A&M (5/14/12)
Hit Streak:	9 (Mar. 5-19, 2013)
Reach Base:	11 (Mar. 5-22, 2013)

MULTI-HIT GAMES					
Year	2	3	4	5+	Total
2010	--	--	--	--	--
2011	--	--	--	--	--
2012	6	--	--	--	6
2013	6	3	1	--	10
Totals	12	3	1	--	16

MULTI-RBI GAMES					
Year	2	3	4	5+	Total
2010	--	--	--	--	--
2011	--	--	--	--	--
2012	2	--	1	--	3
2013	4	1	--	--	5
Totals	6	1	1	--	8



J.J. SHAFFER

35

POSITION
Outfielder

CLASS
Freshman

BATS / THROWS
R/R

HEIGHT - WEIGHT
5-9 - 161

EXPERIENCE
HS

HOMETOWN
Auburn, Ala.

HIGH SCHOOL
Auburn

HIGH SCHOOL

Played at Auburn High School under head coach Matt Cimo ... Was an all-state honorable mention and all-area team selection ... Helped AHS to state semifinals as a senior ... Career .406 hitter for the Tigers with a .471 on-base percentage at 33 stolen bases ... Hit .428/.480/.605 as a senior with 36 runs, 65 hits, 34 RBI and 5 HR along with 21 stolen bases ... Also competed as a diver on the school's swimming & diving team, finished fourth at the state meet ... Member of National Honor Society ... Played summer ball with Primer Baseball and head coach Matt Hornsby.

PERSONAL

Jeffrey Scott Shaffer Jr. ... Parents are Jeff and Jenny Shaffer ... Father is the Auburn University head diving coach ... Has two sisters, Amy and Kelly ... Amy ran track and cross country at Auburn, and Kelly played soccer at Samford ... Major: exercise science.





CONNOR SHORT

15

POSITION
Infielder

CLASS
Freshman

BATS / THROWS
R/R

HEIGHT - WEIGHT
5-11 - 177

EXPERIENCE
HS

HOMETOWN
Hoover, Ala.

HIGH SCHOOL
Hoover

HIGH SCHOOL

Played at Hoover High School for coach Rick Davis ... Was rated No. 2 shortstop in Alabama by Perfect Game ... East Coast Pro Showcase ... Three-year selection to All-Metro Team and Over The Mountain Team ... 2012 East Cobb All-Tournament Team ... Helped Hoover HS set a school record for most wins in 2013 and led Bucs to state semifinals ... Hit .370 as a senior with 16 doubles, 2 HR and 45 RBI ... Played summer ball for Hoover Baseball Club and coach Rookie Gage ... Also played football for Hoover ... Was quarterback on 2012 team that won class 6A state title at Auburn's Jordan-Hare Stadium ... Was 171-of-262 passing for 2,460 yards and 30 touchdowns.

PERSONAL

Connor Odis Short ... Parents are Ben and Tammy Short ... Has a sister, Carly, and a brother, Carter ... Father played baseball at Alabama and was a 14th-round selection of the New York Yankees in 1991 ... Major: undecided.



DYLAN SMITH

21

POSITION
Infielder

CLASS
Sophomore

BATS / THROWS
R/R

HEIGHT - WEIGHT
6-2 - 221

EXPERIENCE
1L

HOMETOWN
Pinson, Ala.

HIGH SCHOOL
Clay-Chalkville

2013 - FRESHMAN YEAR

Saw action in four games ... Was 0-for-3 as a pinch-hitter ... Played in three games as a defensive replacement at first base ... Recorded two putouts vs. Alabama State (3/19).

HIGH SCHOOL

Played for Brandon Johnson at Clay-Chalkville ... Ranked 125 high school prospect by Perfect Game (2012) ... Hit .537 with 14 home runs and a .619 on base percentage as a senior ... Also drove in 60 RBI ... 2012 ASWA 6A State Hitter of the Year ... 2012 ASWA All-State 6A First Team infielder ... 2012 Birmingham Area Player of the Year ... Ranked 240th high school prospect by Perfect Game (2011) ... Also played for Excel Blue Wave and Matthew Maniscalco, Steve Gendron and Josh Beshears ... Hit .453 with 17 doubles, 14 home runs and 57 RBI as a junior ... Also had a .583 on base percentage ... 2011 Birmingham News North/East Hitter of the Year ... 2011 Alabama Sports Writers 6A All-State.

PERSONAL

Michael Dylan Smith ... Son of Bruce and Kelly Smith ... Has a sister, Alyson ... Grandfather, Zeke Smith, played football at Auburn from 1957-59, winning the Outland Trophy as the nation's top interior lineman in 1958, before going on to an eight-year NFL career ... Major: pre-business.

CAREER HIGHS

At Bats: 1, 3x, at Troy (3/26/13)
Runs:--
Hits:--
RBI:--
Doubles:--
Triples:--
HR:--
Hit Streak:--
Reach Base:--

MULTI-HIT GAMES

Year	2	3	4	5+	Total
2013	--	--	--	--	--
Totals	--	--	--	--	--

MULTI-RBI GAMES

Year	2	3	4	5+	Total
2013	--	--	--	--	--
Totals	--	--	--	--	--

ALL GAMES

Year	Avg	GP	GS	AB	R	H	2B	3B	HR	RBI	TB	SLG%	BB	HBP	SO	GDP	OR%	SF	SH	SB	ATT	PO	A	E	FLD%
2013	.000	3	0	4	0	0	0	0	0	0	0	.000	0	0	1	0	.000	0	0	0	0	3	0	0	1.000
TOTAL	.000	3	0	4	0	0	0	0	0	0	0	.000	0	0	1	0	.000	0	0	0	0	3	0	0	1.000



RYAN TELLA

4

POSITION
Outfielder

CLASS
Senior

BATS / THROWS
L/L

HEIGHT - WEIGHT
6-0 - 175

EXPERIENCE
2L

HOMETOWN
Fremont, Calif.

PREVIOUS SCHOOL
Ohlone CC

HIGH SCHOOL
Irvington

2013 - JUNIOR YEAR

Started all 56 games in center field ... Has started every game he has played as an Auburn Tiger (115 consecutive starts in CF) ... Hit .259 for the season with three home runs and a team-high 37 RBI ... Scored a team-best 42 runs, tied for 15th in the SEC ... Had 11 doubles and a triple ... Led team in stolen bases (14-for-16) ... Has 31 career steals ... Had a .993 fielding percentage with just one error in 151 chances ... Recorded five outfield assists; four of them were runners thrown out at home trying to score from second base ... Had a .361 slugging percentage and a .324 on-base percentage ... 15 of his 37 RBI (41%) came with two out ... Had an inside-the-park home run vs. College of Charleston (2/23) ... Was Auburn's first inside-the-park homer since Trent Mummy at Florida State in 2009 and first at Plainsman Park since Jeff Boutwell hit an inside-the-park grand slam vs. Florida in 2005 ... Hit a three-run homer in each of Auburn's two wins at Florida (5/10 & 5/12) ... Had a seven-game hitting streak (March 28-April 7) and a 14-game reached-base streak (March 28-April 19) ... Reached base safely in 44 of 56 games ... Had 16 multi-hit games during the year ... Went 2-for-4, scored twice and drove in three runs in win over Maine (2/16-G1); had five RBI in the doubleheader ... Was 3-for-5 with an inside-the-park HR vs. College of Charleston (2/23) ... 2-for-4 with 3 RBI in win over Indiana State (2/24) ... Was 3-for-5 with 2 runs scored in win at Texas A&M (4/5) ... In first two games vs. Georgia, combined to go 7-for-10 with 4 runs scored and 2 RBI (4/12-13) ... Was a preseason All-American (3rd team) and preseason All-SEC pick by College Sports Madness ... Was named the #15 draft prospect in the SEC by Baseball America.

2012 - SOPHOMORE YEAR

Hit a team-best .360 (85-for-236), leading the team in hits ... Had 12 doubles, four triples and five home runs for a .508 slugging percentage ... Added 35 walks and had a .448 on base percentage ... Drove in 34 RBI and scored 41 runs ... Hit .333 (41-for-123) in SEC play ... 11th Rd pick of the San Francisco Giants in the MLB Draft ... Second Team All-SEC by the coaches ... SEBaseball.com All-SEC outfielder ... ABCA/Rawlings All-South Region Second Team ... Finished the year ranked in the top 100 nationally in batting average (.360, 84th) and hits (85, 66th) ... Starting centerfielder in all 59 games ... Had a .973 fielding percentage on 183 chances with a team-high five outfield assists ... Led the team with 29 multi-hit games and had a stretch of 18 games in which he recorded multiple hits 14 times (Feb. 25-March 25) ... Went 17-for-21 (81 percent) in stolen bases, with 17 steals fourth in the SEC ... Finished among the SEC leaders in batting average (.360, fourth), slugging percentage (.508, ninth), on base percentage (.448, seventh), hits (85, sixth), triples (four, tied fifth), total bases (120, 11th), walks (35, T-10th) and steals (17, fourth) ... In SEC-only games was among the league leaders in batting average (.333, seventh), hits (41, tied-third) and total bases (56, T-10th) ... 3-for-4 with a triple, a home run and three RBI against Jacksonville State (5/15) ... Was 7-for-14 (.500) against Arkansas (5/10-12), going 3-for-5 with a walk in games two and three ... Was 5-for-6 against Presbyterian (5/8) with a triple, driving in and scoring two runs ... First five-hit game for Auburn since Tony Caldwell (4/9/11) ... Named to the SEBaseball.com Midseason All-SEC Team ... Had a 20-game streak of reaching base safely from Mar. 30 - May 4 ... Hit .313 (25-for-80) with 17 runs scored during the streak and scored in all but six of the 20 games ... Homered and doubled from the leadoff spot at Troy (4/24), hitting a solo shot to start the seventh off the batter's eye in center ... It was the first time all season he was at the top of the order ... Hit a two-run home run in the first inning against Alabama A&M (4/18) ... Was .500 (5-for-10) in the series at Vanderbilt (4/13-15), driving in two runs and scoring two ... Was 7-for-14 (.500) with two doubles and a home run in the series at Alabama (4/6-8), collecting a career-high

four hits (in five at bats) on Friday ... Had two doubles and a home run in the game ... Reached base safely in 20 straight games from Feb. 22-Mar. 25 with 35 hits and 14 walks (.473 average, .559 on base percentage) ... Had a nine-game hitting streak (18-for-33, .545, three doubles, triple, home run, six RBI) at the end, his second five-plus hit streak of the season and the longest of his career ... Hit .417 during the series win over No. 8 LSU (3/23-25), going 5-for-12 with a double, triple, home run and three RBI ... Had the game-winning hit in the eighth on Friday, singling home Zach Alvord in the 4-3 win ... Hit a two-run home run into the visitors bullpen in right in the sixth inning of the Sunday game ... Extended his hitting streak to nine games during the series ... Co SEC Player of the Week with Arkansas Tim Carver and also a CollegeBaseball360.com Primettime Performer ... Had back-to-back three-hit games in the first two games at No. 12 Ole Miss (3/16-18), finishing the series 7-for-12 (.583) ... Named a CollegeBaseball360.com Primettime Performer after the weekend ... Collected a career-high three hits in the 8-3 Capital City Classic win over Alabama (3/6) with a double ... Had a career-high five RBI in the 13-1 win over Charleston Southern (3/3), finishing the day 3-for-5 ... Finished the Auburn Tournament (3/2-4) 7-for-12 (.583) with three runs and seven RBI ... Had an eight-game hitting streak from Feb. 24 - Mar. 4 in which he was 17-for-35 (.486), raising his average from .227 to .383 ... Named to the SEBaseball.com preseason Newcomer All-SEC Team

JUNIOR COLLEGE (Ohlone College)

Played for Julran Russel at Ohlone College ... 34th-round pick of the Minnesota Twins in the 2011 MLB Draft ... Hit .430 with three home runs, a .700 slugging percentage and a .498 on base percentage, going 27-for-29 in stolen bases ... 2011 ABCA/Rawlings Player of the Year for the Pacific Association Division (all junior colleges in California, Oregon and Washington) ... 2011 California JUCO Player of the Year ... First Team California JUCO All-State outfielder.

HIGH SCHOOL

Played for Larry Harrington at Irvington HS ... East Bay Player of the Year ... Second Team All-California.

PERSONAL

Ryan Ethan Tella ... Son of Bob and Cathy Tella ... Has a brother, Greg, and a sister, Sarah ... Brother played soccer at the University of San Diego ... Major: history.

ALL GAMES

Year	Avg	GP	GS	AB	R	H	2B	3B	HR	RBI	TB	SLG%	BB	HBP	SO	GDP	OB%	SF	SH	SB	ATT	PO	A	E	FLD%
2012	.360	59	59	236	41	85	12	4	5	34	120	.508	35	4	48	2	.448	2	5	17	21	173	5	5	.973
2013	.259	56	56	216	42	56	11	1	3	37	78	.361	20	2	47	5	.324	3	3	14	16	145	5	1	.993
TOTAL	.312	115	115	452	82	141	23	5	8	71	198	.438	55	6	95	7	.390	5	8	31	37	318	10	6	.982

SEC GAMES ONLY

Year	Avg	GP	GS	AB	R	H	2B	3B	HR	RBI	TB	SLG%	BB	HBP	SO	GDP	OB%	SF	SH	SB	ATT	PO	A	E	FLD%
2012	.333	30	30	123	19	41	7	1	2	11	56	.455	12	1	30	2	.394	1	5	6	7	100	2	2	.981
2013	.263	30	30	118	20	31	8	0	2	11	45	.381	9	1	30	2	.318	1	1	9	10	83	2	0	1.000
TOTAL	.299	60	60	241	39	72	15	1	4	22	101	.419	21	2	60	4	.357	2	6	15	17	183	4	2	.989

CAREER HIGHS	
At Bats:	6, vs. Presbyterian (5/8/12)
Runs:	4, vs. Alcorn State (2/21/12)
Hits:	5, vs. Presbyterian (5/8/12)
RBI:	5, vs. Charleston Southern (5/3/12)
Doubles:	2, 2x, vs. Georgia (4/13/13)
Triples:	1, 5x, vs. Maine (3/16/13)
HR:	1, 8x, at Florida (5/10/13)
Hit Streak:	9 (Mar. 10-25, 2012)
Reach Base:	20, 2x, (March 30-May 4, 2012)

MULTI-HIT GAMES					
Year	2	3	4	5+	Total
2012	19	8	1	1	29
2013	12	3	1	--	16
Totals	31	11	2	1	45

MULTI-RBI GAMES					
Year	2	3	4	5+	Total
2012	4	1	--	1	6
2013	7	4	--	--	11
Totals	11	5	--	1	17



KEEGAN THOMPSON

7

POSITION

**Right-Handed Pitcher/
Infielder**

CLASS

Freshman

BATS / THROWS

R/R

HEIGHT - WEIGHT

6-1 - 208

EXPERIENCE

HS

HOMETOWN

Cullman, Ala.

HIGH SCHOOL

Cullman

HIGH SCHOOL

Played for Cullman High School under coach Brent Patterson ... Summer team was Alabama Seminoles with coach Jerry Hendricks ... Gatorade Alabama State Player of the Year in 2011 and 2013 ... Named a high school All-American in 2011, 2012 and 2013 ... Won two gold medals with USA Baseball with their 16U and 18U teams ... No. 2 overall player in Alabama and No. 1 pitcher according to Perfect Game ... Ranked the No. 63 overall prospect and No. 18 pitcher in the nation ... 2013 Rawlings First-Team All-American ... Southeast Region First Team ... 2012 Perfect Game Underclass First-Team All-American ... Rated the No. 14 overall prospect for the 2016 MLB Draft by Perfect Game.

PERSONAL

Keegan Cole Thompson ... Parents are Jerry and Phyllis Thompson ... Has a brother, Chase ... Major: undecided.





DAMEK TOMSCHA

25

POSITION
Infielder

CLASS
Senior

BATS / THROWS
R/R

HEIGHT - WEIGHT
6-3 - 227

EXPERIENCE
1L

HOMETOWN
Sioux City, Iowa

PREVIOUS SCHOOL
Iowa Western CC

HIGH SCHOOL
Sioux City North

2013 - JUNIOR YEAR

Started 53 of 56 games at third base ... Was one of Auburn's top power threats, hitting .274 and tying for the team lead with seven home runs ... Drove in 26 runs and scored 32 times during the year ... Had 12 doubles and a .452 slugging percentage, second-best on the team ... On-base percentage of .384 ... Drew 26 walks and was hit by pitch 7 times ... Hit cleanup 12 times and fifth 14 times ... Dropped down to the #8 spot in the lineup and hit .361 in his last nine games ... Had an eight-game hitting streak from March 22-April 3 (13-for-27, .481) ... Reached base safely in 47 of 54 games, including the first 16 straight ... Hit a walk-off home run in his first Auburn game for a 3-2 Opening Day win over Maine (2/15) ... Named SEC Player of the Week (5/6) after hitting a game-tying and a game-winning home run in Auburn's two comebacks over No. 18 Ole Miss ... Hit a two-run shot in the sixth to tie the Saturday game (5/4) and a solo shot in the eighth in the series finale (5/5) ... Homered in three straight games from May 4-8 ... Had 12 multi-hit games during the season ... Scored four runs vs. Eastern Illinois (3/2) ... Went 3-for-3 in first road SEC game at LSU, had a double and scored a run (3/22) ... Went 5-for-9 (.556) in the LSU series ... Hit safely in seven straight SEC games from March 17-30 - last game of Vanderbilt series and all six games against LSU and Alabama ... 3-for-4 with 2 RBI and a run scored against Wofford (4/3) ... Had at least one hit in all three games at Missouri (4/26-28) ... Was 2-for-5 with a run scored and 2 RBI in comeback win at Jacksonville State (5/7) ... Hit a solo home run in series-clinching win at Florida (5/12).

JUNIOR COLLEGE

Played for Marc Rardin at Iowa Western CC ... 19th Rd. draft pick (584 overall) by the Chicago Cubs in the 2012 MLB Draft ... Ranked 18th overall JUCO prospect by Perfect Game (2012) ... Ranked 485th draft prospect by Baseball America ... Hit .417 with 25 doubles, 16 home runs and a .508 on base percentage as a sophomore ... Also drove in 66 RBI ... 2012 First Team NJCAA All-America ... 2012 First Team All-Region XI ... Helped team to a 62-6 mark and a JUCO World Series Championship ... Hit .377 with 14 home runs and 59 RBI as a freshman ... Ranked No. 18 JUCO prospect by Perfect Game (2011) ... 36th Rd. draft pick (1,093 overall) of the Florida Marlins in 2011.

HIGH SCHOOL

Played for Brian Drent at Sioux City North ... 50th Rd. draft pick (1,521 overall) of Philadelphia Phillies in 2010 ... 2010 Gatorade, Louisville Slugger and Iowa High School Coaches Player of the Year ... 2009 and 2010 All-State ... 2007, 2008, 2009 and 2010 All-Conference ... 2008 All-State First Team.

PERSONAL

Damek Martel Soren Tomscha ... Son of Patrick and Sara Tomscha ... Is the youngest of five children: Jennifer, Stephanie, Anya and Anthony ... Major: marketing.

CAREER HIGHS

At Bats:5, 6x, at Jacksonville State (5/7/13)
Runs:4, vs. Eastern Illinois (3/2/13)
Hits:3, 3x, vs. Ole Miss (5/5/13)
RBI:2, 7x, at Jacksonville State (5/5/13)
Doubles:2, vs. Maine (2/17/13)
Triples:--
HR:1, 7x, at Florida (5/12/13)
Hit Streak:8 (Mar. 22-Apr. 3, 2013)
Reach Base.....16 (Feb. 15-Mar. 12, 2013)

MULTI-HIT GAMES

Year	2	3	4	5+	Total
2013	9	3	--	--	12
Totals	9	3	--	--	12

MULTI-RBI GAMES

Year	2	3	4	5+	Total
2013	7	--	--	--	7
Totals	7	--	--	--	7

ALL GAMES

Year	Avg	GP	GS	AB	R	H	2B	3B	HR	RBI	TB	SLG%	BB	HBP	SO	GDP	OB%	SF	SH	SB	ATT	PO	A	E	FLD%
2013	.274	54	53	186	32	51	12	0	7	26	84	.452	26	7	38	2	.384	0	3	0	2	15	107	11	.917
TOTAL	.274	54	53	186	32	51	12	0	7	26	84	.452	26	7	38	2	.384	0	3	0	2	15	107	11	.917

SEC GAMES ONLY

Year	Avg	GP	GS	AB	R	H	2B	3B	HR	RBI	TB	SLG%	BB	HBP	SO	GDP	OB%	SF	SH	SB	ATT	PO	A	E	FLD%
2013	.258	28	27	93	9	24	5	0	4	8	41	.441	12	1	23	1	.349	0	2	0	1	11	59	4	.946
TOTAL	.258	28	27	93	9	24	5	0	4	8	41	.441	12	1	23	1	.349	0	2	0	1	11	59	4	.946



JAY WADE

8

POSITION
Right-Handed Pitcher

CLASS
Senior

BATS / THROWS
R/R

HEIGHT - WEIGHT
5-10 - 211

EXPERIENCE
3L

HOMETOWN
Bremen, Ga.

HIGH SCHOOL
Bremen

2013 - JUNIOR YEAR

Made six appearances, all in relief ... Did not record a win or loss but had one save ... Pitched 5.0 total innings and gave up five earned runs for an ERA of 9.00 ... Pitched 1.1 innings of shutout ball in second game of Maine doubleheader (2/16) ... Needed just three pitches to pick up only save of season the next day, recording the final out of the series finale vs. Maine (2/17) ... Had short outings vs. Kennesaw State (2/26) and Eastern Illinois (3/1), recording just one out in each appearance ... Retired all six batters he faced in two-inning relief appearance vs. #2 Vanderbilt (3/15) ... Made final appearance of season at LSU, giving up two hits and walking three in 0.2 innings of work (3/22).

2012 - SOPHOMORE YEAR

Was 1-0 with a 4.22 ERA in 15 relief appearances ... Threw 32 innings, striking out 15 ... Opponents hit .256 against him ... Allowed just three of 11 inherited runners to score ... Had a 4.63 ERA in nine SEC appearances ... Did not record a decision in 23 1/3 innings of SEC work ... Held right-handed hitters to a .224 average (17-for-76) while left-handed hitters hit .317 (13-for-41) against him ... Leadoff hitters were just 4-for-30 (.133) against him and teams were just 6-for-33 (.182) against him with two outs ... Had a 1.2 fly out to ground out ration (42:35) ... Threw a career-long 6 1/3 innings in the opener against No. 2 Florida (5/17), allowing a run on four hits and a walk, striking out three ... Florida led 5-0 when he entered ... Struck out two in a scoreless seventh against Presbyterian (5/8) ... Threw 2 1/3 scoreless innings at Georgia on Friday (5/4), striking out one ... Pitched in both of the losses at Vanderbilt (4/13-15), getting tagged for three runs in two combined innings of work ... Threw 3 1/3 innings of scoreless relief behind Jon Luke Jacobs at Samford (3/27), entering with Auburn down, 4-0, and leaving with the score 4-3 ... Allowed a hit and a walk ... Had not allowed an earned run in first 11 career appearances (14 innings) before being tagged for three runs in just 1/3 inning at No. 8 Arizona (2/25) ... Picked up his first career win vs. Alcorn State (2/22), entering with a man on in the fifth and only one out ... Threw 2 2/3 innings of shutout relief.

2011 - FRESHMAN YEAR

Finished with a 0.00 ERA in nine appearances, allowing seven unearned runs in 10 1/3 innings ... All seven of his unearned runs came in his first two outings ... Inherited 10 runners, allowing three to score (30 percent) ... Threw a scoreless eighth in the SEC Tournament loss to #1 South Carolina (5/25), striking out one of the three hitters he faced ... Tossed 1 2/3 innings of scoreless relief at South Alabama (5/17), inheriting two runners and holding both from scoring ... Threw 2 1/3 scoreless innings at Samford (5/10), striking out a career-high three ... Entered with a man on first and one out and Auburn down 8-4 and retired the first six hitters he faced, leaving with the game tied at 8-8 ...

Got the final three outs in the 11-1 win over Texas Southern (4/27), striking out two ... Got the last two outs of the 8-0 loss to Samford (4/26), allowing one of his two inherited runners to score ... Allowed four unearned runs at #20 Troy (4/5), surrendering a fifth-inning grand slam ... Made his debut in the 13-2 loss to No. 13 Virginia, entering in the eighth with a man on and one out ... Did not allow the runner to score but was charged for three unearned runs in the ninth.

HIGH SCHOOL

Played for Mark Clark at Bremen ... Compiled a 32-6 record in four years ... Was 11-1 with 134 strike outs in 83 innings in 2010 ... 2010 GHSA All-State and 2010 and 2009 Times Georgian Pitcher of the Year ... Bremen HS baseball MVP ... Also played for the East Cobb Titans (Jamie Crane) and East Cobb Yankees (James Beavers) ... Hit .450 with 10 home runs and also struck out 98 in 62 inning in 2009 ... 2008 Region 6A Champion ... 2008 Times Georgia Top Newcomer of the Year ... 2009 AABC Regional Champion with East Cobb.

PERSONAL

James Michael Wade, Jr. ... Son of Michael Wade and Lauria Wilson ... Has a brother, Zach Wade ... Father attended Auburn ... Major: communications.

CAREER RECORD

WADE AT A GLANCE	
at Plainsman Park.....	1-0
On Road / Neutral Site.....	0-0
vs. SEC.....	0-0
vs. SEC West.....	0-0
vs. SEC East.....	0-0

CAREER HIGHS

Innings.....	4.0, vs. South Carolina (4/20/12)
Hits.....	5, vs. South Carolina (4/20/12)
Runs.....	4, 2x, vs. South Carolina (4/20/12)
Earned Runs.....	3, 2x, at Vanderbilt (4/15/12)
Walks.....	3, 2x, at Alabama (4/6/12)
Strikeouts.....	3, 2x, vs. Florida (5/17/12)
Pitches.....	87, vs. Florida (5/17/12)

ALL GAMES

Year	ERA	W	L	App	GS	CG	SHO	CBO	SV	IP	H	R	ER	BB	SO	2B	3B	HR	BF	B/Avg	WP	HBP	BK	SFA	SHA
2011	0.00	0	0	9	0	0	0	0	0	10.1	11	7	0	8	9	1	0	1	51	.262	1	0	0	1	0
2012	4.22	1	0	15	0	0	0	1	0	32.0	30	18	15	13	15	5	2	0	142	.256	5	5	0	3	4
2013	9.00	0	0	6	0	0	0	0	1	5.0	7	5	5	5	1	1	0	0	27	.350	1	1	0	0	1
TOTAL	3.80	1	0	30	0	0	0	1	1	47.1	48	30	20	26	25	7	2	1	220	.268	7	6	0	4	5

SEC GAMES ONLY

Year	ERA	W	L	App	GS	CG	SHO	CBO	SV	IP	H	R	ER	BB	SO	2B	3B	HR	BF	B/Avg	WP	HBP	BK	SFA	SHA
2011	0.00	0	0	2	0	0	0	0	0	1.1	3	0	0	0	0	0	0	0	7	.429	0	0	0	0	0
2012	4.63	0	0	9	0	0	0	0	0	23.1	23	15	12	10	10	5	1	0	106	.267	4	4	0	3	3
2013	6.75	0	0	2	0	0	0	0	0	2.2	2	2	2	3	0	0	0	0	12	.222	1	0	0	0	0
TOTAL	4.61	0	0	13	0	0	0	0	0	27.1	28	17	14	13	10	5	1	0	125	.275	5	4	0	3	3





JAY WADE'S CAREER APPEARANCES

*-Starter

2011 - FRESHMAN YEAR

Date	Opp (Res.)	DEC	QS	IP	H	R	ER	BB	SO	HR	ERA	PIT/STRK
2/19	#13 VIRGINIA (L, 2-13)	--	--	1.2	1	3	0	3	0	0	0.00	40/19
4/5	at #20 Troy (L, 6-14)	--	--	0.2	2	4	0	2	2	1	0.00	43/24
4/26	SAMFORD (L, 0-8)	--	--	0.2	0	0	0	1	1	0	0.00	12/7
4/27	TEXAS SOUTHERN (W, 11-1)	--	--	1.0	2	0	0	0	2	0	0.00	12/11
4/30	at #2 South Carolina (L, 2-10)	--	--	1.0	2	0	0	0	0	0	0.00	21/13
5/10	at Samford (L, 8-9 - 10 inn)	--	--	2.1	1	0	0	1	3	0	0.00	42/23
5/15	ALABAMA (L, 6-7)	--	--	0.1	1	0	0	0	0	0	0.00	4/3
5/17	at South Alabama (L, 1-8)	--	--	1.2	2	0	0	1	0	0	0.00	27/20
5/26	vs. #1 South Carolina (L, 3-7)	--	--	1.0	0	0	0	0	1	0	0.00	12/9

2012 - SOPHOMORE YEAR

Date	Opp (Res.)	DEC	QS	IP	H	R	ER	BB	SO	HR	ERA	PIT/STRK
2/21	ALCORN STATE (W, 22-0)	--	--	1.0	0	0	0	0	1	0	0.00	13/10
2/22	ALCORN STATE (W, 7-1)	W	--	2.2	3	0	0	0	1	0	0.00	32/26
2/25	at #8 Arizona (W, 8-3)	H	--	0.1	2	3	3	1	1	0	6.75	15/8
3/24	#8 LSU (W, 3-2)	--	--	2.1	3	0	0	1	2	0	4.26	43/24
3/27	at Samford (L, 5-8)	--	--	3.1	1	0	0	1	0	0	2.79	40/24
3/31	MISSISSIPPI STATE (W, 10-6)	--	--	2.1	4	3	2	2	2	0	3.75	49/28
4/6	at Alabama (L, 6-10)	--	--	2.1	0	2	2	3	0	0	4.40	30/14
4/10	SAMFORD (W, 7-5)	--	--	0.1	1	0	0	1	0	0	4.30	13/7
4/13	at Vanderbilt (L, 4-5)	--	--	0.2	0	0	0	0	0	0	4.11	3/2
4/15	at Vanderbilt (L, 2-11)	--	--	1.1	4	3	3	0	0	0	5.40	24/15
4/20	#6 S. CAROLINA (L, 5-12)	--	--	4.0	5	4	2	1	0	0	5.23	67/44
5/4	at Georgia (L, 2-5)	--	--	2.1	0	0	0	1	1	0	4.70	28/16
5/8	PRESBYTERIAN (W, 18-2)	H	--	1.0	0	0	0	0	2	0	4.50	17/12
5/12	at #13 Arkansas (L, 4-5)	--	--	1.2	3	2	2	1	2	0	4.91	32/18
5/17	#2 FLORIDA (L, 0-6)	--	--	6.1	4	1	1	1	3	0	4.22	87/60

2013 - SOPHOMORE YEAR

Date	Opp (Res.)	DEC	QS	IP	H	R	ER	BB	SO	HR	ERA	PIT/STRK
2/16	MAINE (W, 4-3)	--	--	1.1	1	0	0	0	1	0	0.00	14/12
2/17	MAINE (W, 8-4)	S	--	0.1	0	0	0	0	0	0	0.00	3/3
2/26	KENNESAW STATE (L, 2-9)	--	--	0.1	3	2	2	1	0	0	9.00	15/9
3/1	EASTERN ILL. (L, 10-11)	--	--	0.1	1	1	1	1	0	0	11.57	13/8
3/15	#2 VANDERBILT (L, 2-5)	--	--	2.0	0	0	0	0	0	0	6.23	22/16
3/22	at #3 LSU (L, 4-9)	--	--	0.2	2	2	2	3	0	0	9.00	36/19



CHASE WILLIAMSON

40

POSITION

Right-Handed Pitcher

CLASS

Junior

BATS / THROWS

R/R

HEIGHT - WEIGHT

6-2 - 188

EXPERIENCE

2L

HOMETOWN

Saraland, Ala.

HIGH SCHOOL

UMS-Wright

2013 - SOPHOMORE YEAR

Pitched in 15 games, all in relief ... Went 3-0 with a 3.46 ERA ... Struck out 19 batters and walked just six in 26.0 innings of work ... Gave up 13 runs (10 earned) on 29 hits ... Opponents batted .290 against him ... Longest outing of season came in first appearance vs. Maine, where he pitched 3.1 innings, giving up one run on three hits while striking out two to pick up his first collegiate win (2/17) ... Gave up three unearned runs in one inning of relief at Kennesaw State (2/26) ... Got another win in relief vs. Brown, pitching 1.2 innings while giving up one run (3/8) ... Tagged for three runs on five hits in 1.2 innings vs. #2 Vanderbilt (3/16) ... Had a stretch of four games (March 24-April 13), including three in SEC play, where he did not give up a run ... Stretch spanned 5.0 innings ... Pitched a scoreless inning of relief at LSU (3/24) ... Another scoreless 1.1 innings of relief at Texas A&M with a season-high three strikeouts (4/7) ... Two scoreless, hitless innings vs. Alabama State (4/10) ... Gave up two hits but did not surrender a run in 0.2 innings vs. Georgia (4/13) ... Went 2.0 innings at Samford and gave up just one run in a 6-2 Auburn win (4/16) ... Pitched 2.2 innings of scoreless ball while giving up just one hit in loss at Missouri (4/28) ... Scattered three hits over 2.1 scoreless innings in comeback win over Ole Miss (5/5) ... Gave up two runs on three hits in 2.2 innings at Jacksonville State (5/7) ... Earned third win of season and first in SEC play with 2.2 innings of 2-hit, 1-run ball at Florida (5/12) ... Retired the only batter he faced in final appearance of season vs. Arkansas (5/17).

2012 - FRESHMAN YEAR

Went 0-0 with a 2.70 ERA in four relief appearances (6 2/3 innings) ... Half of his appearances came in SEC play (0-0, 2.45 ERA, three innings) ... Allowed just one hit to a left-handed hitter (1-for-12, .083) ... Teams hit .200 (4-for-20) against him with runners on ... Threw 1 1/3 scoreless innings on Thursday against No. 2 Florida (5/17) ... Came in with a man on second and two outs and got a pop-up from

the leadoff hitter, Nolan Fontana ... Allowed an unearned run when he committed a pair of ninth-inning errors in the 9-8 loss to Purdue (3/2) ... Threw a total of one inning and allowed the unearned run and one one hit ... Allowed one run on three hits in two innings of relief work in his debut (at Arizona, 2/24).

HIGH SCHOOL

Played for Brett Boutwell at UMS-Wright ... Was 10-6 with a 2.13 ERA in 85 innings as a senior, striking out 91 and walking 27 ... Also hit .480 with five home runs and a .570 on base percentage, driving in 42 RBI ... Was 12-1 with a 1.99 ERA in 81 innings as a junior, striking out 98 and walking 19 ... Also hit .491 with eight home runs and a .586 on base percentage, driving in 35 RBI ... Alabama 4A Player of the Year ... 2010 and 2011 First Team All-State ... 2010 and 2011 AHSAA North-South All-Star ... Also played football and was a 2009 Mobile Press-Register First Team selection and won the 2008 4A state championship.

PERSONAL

Chase Williamson ... Son of Tony and Carey Williamson ... Has a sister, Kristin ... Major: physical activity and health.

WILLIAMSON AT A GLANCE**CAREER RECORD**

at Plainsman Park.....	2-0
On Road / Neutral Site.....	1-0
vs. SEC.....	1-0
vs. SEC West.....	0-0
vs. SEC East.....	1-0

CAREER HIGHS

Innings.....	2.1, vs. Maine (2/17/13)
Hits.....	5, 2x, vs. Vanderbilt (3/16/13)
Runs.....	4, at Vanderbilt (4/15/12)
Earned Runs.....	3, vs. Vanderbilt (3/16/13)
Walks.....	1, 7x, at Jacksonville State (5/7/13)
Strikeouts.....	3, at Texas A&M (4/7/13)
Pitches.....	55, vs. Maine (2/17/13)

CHASE WILLIAMSON'S CAREER APPEARANCES

*Starter

2012 - FRESHMAN YEAR

Date	Opp (Res.)	DEC	QS	IP	H	R	ER	BB	SO	HR	ERA	PIT/STRK
2/24	at #8 Arizona (L, 1-8)	--	--	2.0	3	1	1	0	2	0	4.50	34/24
3/2	PURDUE (L, 8-9)	--	--	1.0	1	1	0	0	0	0	3.00	16/11
4/15	at Vanderbilt (L, 2-11)	--	--	2.1	5	4	1	1	0	0	3.38	44/25
5/17	#2 FLORIDA (L, 0-6)	--	--	1.1	1	0	0	0	1	0	2.70	17/13

2013 - SOPHOMORE YEAR

Date	Opp (Res.)	DEC	QS	IP	H	R	ER	BB	SO	HR	ERA	PIT/STRK
2/17	MAINE (W, 8-4)	W	--	3.1	3	1	1	1	2	0	2.70	55/32
2/26	KENNESAW STATE (L, 2-9)	--	--	1.0	1	3	0	0	0	0	2.08	22/12
3/3	EASTERN ILL. (W, 8-2)	--	--	0.2	3	1	1	0	1	0	3.60	16/9
3/8	BROWN (W, 9-4)	W	--	1.2	3	1	1	0	0	0	4.05	19/13
3/16	#2 VANDERBILT (L, 1-8)	--	--	1.2	5	3	3	0	2	0	6.48	25/17
3/24	at #3 LSU (L, 2-8)	--	--	1.0	0	0	0	0	1	0	5.79	7/5
4/7	at #18 Texas A&M (L, 1-4)	--	--	1.1	0	0	0	1	3	0	5.06	26/14
4/10	ALABAMA ST. (W, 2-1)	--	--	2.0	0	0	0	0	1	0	4.26	21/14
4/12	GEORGIA (W, 8-4)	H	--	0.2	2	0	0	1	1	0	4.05	21/10
4/16	at Samford (W, 6-3)	--	--	2.0	3	1	1	1	2	1	4.11	42/25
4/28	at Missouri (L, 1-4)	--	--	2.2	1	0	0	0	2	0	3.50	38/22
5/4	#18 OLE MISS (W, 5-4)	--	--	2.1	3	0	0	1	2	0	3.10	37/19
5/7	at Jacksonville St. (W, 12-8)	--	--	2.2	3	2	2	1	1	0	3.52	42/24
5/12	at Florida (W, 4-1)	W	--	2.2	2	1	1	0	1	0	3.51	31/21
5/17	#11 ARKANSAS (L, 0-1)	--	--	0.1	0	0	0	0	0	0	3.46	2/1

ALL GAMES

Year	ERA	W	L	App	GS	CG	SHO	CBO	SV	IP	H	R	ER	BB	SO	2B	3B	HR	BF	B/Avg	WP	HBP	BK	SFA	SHA
2012	2.70	0	0	4	0	0	0	0	0	6.2	10	6	2	1	3	4	0	0	34	.333	1	1	0	1	1
2013	3.46	3	0	15	0	0	0	0	0	26.0	29	13	10	6	19	5	0	1	112	.290	3	3	0	0	3
TOTAL	3.31	3	0	19	0	0	0	0	0	32.2	39	19	12	7	22	9	0	1	146	.300	4	4	0	1	4

SEC GAMES ONLY

Year	ERA	W	L	App	GS	CG	SHO	CBO	SV	IP	H	R	ER	BB	SO	2B	3B	HR	BF	B/Avg	WP	HBP	BK	SFA	SHA
2012	2.45	0	0	2	0	0	0	0	0	3.2	6	4	1	1	1	2	0	0	20	.353	0	1	0	1	0
2013	2.84	1	0	8	0	0	0	0	0	12.2	13	4	4	3	12	2	0	0	53	.283	1	2	0	0	2
TOTAL	2.76	1	0	10	0	0	0	0	0	16.1	19	8	5	4	13	4	0	0	73	.302	1	3	0	1	2





TREY WINGENTER

16

POSITION
Right-Handed Pitcher

CLASS
Sophomore

BATS / THROWS
R/R

HEIGHT - WEIGHT
6-7 - 201

EXPERIENCE
1L

HOMETOWN
Madison, Ala.

HIGH SCHOOL
Bob Jones

2013 - FRESHMAN YEAR

Made six appearances on the mound, including two starts ... Was 1-0 with a 3.68 ERA ... Pitched 14.2 innings, giving up eight runs (six earned) on 13 hits while striking out six and walking seven ... Made career debut vs. Kennesaw State, giving up two unearned runs in one full inning (2/26) ... Got first win with career-long outing, throwing 74 pitches in 5.0 innings while giving up one run on three hits vs. Alabama State (3/19) ... Made midweek start at Troy, giving up two runs on five hits in 3.2 innings (3/26) ... Got second start vs. Wofford, pitching 2.0 innings and striking out a season-high two despite giving up three runs on four hits (4/3) ... Did not surrender a run in final two appearances, a one-inning, six-pitch relief outing vs. Georgia (4/13) and a two-inning stint vs. Jacksonville State (5/14).

HIGH SCHOOL

Played for Jeff Bell at Bob Jones ... 36th Rd. draft pick (1,091 overall) of the Seattle Mariners in 2012 ... Ranked 239th high school prospect by Perfect Game (2012) ... Ranked 396th draft prospect by Baseball America (2012) ... Was a perfect 9-0 with a 0.47 ERA as a senior ... Struck out 114 in 60 innings against just 29 walks ... Threw five shutouts and three no-hitters ... 2012 Huntsville Pitcher of the Year ... 2012 ASWA All-State 6A First Team Pitcher ... Ranked No. 202 high school prospect by Perfect Game (2011) ... Also played for the Atlanta Blue Jays and Anthony Dye ... Area Code Showcase invitee.

PERSONAL

Anthony James Wingenter III ... Son of Tony and Rhonda Wingenter ... Has a sister, Kathryn (16) ... Mom attended Auburn from 1985-88 ... Major: pre-engineering.

WINGENTER AT A GLANCE

CAREER RECORD

at Plainsman Park.....	1-0
On Road / Neutral Site.....	0-0
vs. SEC.....	0-0
vs. SEC West.....	0-0
vs. SEC East.....	0-0

CAREER HIGHS

Innings.....	5.0, vs. Alabama State (3/19/13)
Hits.....	5, at Troy (3/26/13)
Runs.....	3, vs. Wofford (4/3/13)
Earned Runs.....	3, vs. Wofford (4/3/13)
Walks.....	2, 2x, vs. Alabama State (3/19/13)
Strikeouts.....	2, vs. Wofford (4/3/13)
Pitches.....	74, vs. Alabama State (3/19/13)

TREY WINGENTER'S CAREER APPEARANCES

*-Starter

2013 - FRESHMAN YEAR

Date	Opp (Res.)	DEC	QS	IP	H	R	ER	BB	SO	HR	ERA	PIT/STRK
2/26	KENNESAW STATE (L, 2-9)	--	--	1.0	1	2	0	1	1	0	0.00	28/14
3/19	ALABAMA STATE (W, 10-2)	W	--	5.0	3	1	1	2	1	0	1.50	74/48
3/26	*at Troy (L, 2-11)	--	--	3.2	5	2	2	2	1	0	2.79	57/31
4/3	*WOFFORD (W, 7-4)	--	--	2.0	4	3	3	1	2	0	4.63	44/28
4/13	GEORGIA (L, 1-7)	--	--	1.0	0	0	0	0	0	0	4.26	6/5
5/14	JACKSONVILLE ST. (L, 1-6)	--	--	2.0	0	0	0	1	1	0	3.68	25/15

ALL GAMES

Year	ERA	W	L	App	GS	CG	SHO	CBO	SV	IP	H	R	ER	BB	SO	2B	3B	HR	BF	B/Avg	WP	HBP	BK	SFA	SHA
2013	3.68	1	0	6	2	0	0	0	0	14.2	13	8	6	7	6	1	0	0	65	.236	2	2	0	0	1
TOTAL	3.68	1	0	6	2	0	0	0	0	14.2	13	8	6	7	6	1	0	0	65	.236	2	2	0	0	1

SEC GAMES ONLY

Year	ERA	W	L	App	GS	CG	SHO	CBO	SV	IP	H	R	ER	BB	SO	2B	3B	HR	BF	B/Avg	WP	HBP	BK	SFA	SHA
2013	0.00	0	0	1	0	0	0	0	0	1.0	0	0	0	0	0	0	0	0	2	.000	0	0	0	0	0
TOTAL	0.00	0	0	1	0	0	0	0	0	1.0	0	0	0	0	0	0	0	0	2	.000	0	0	0	0	0



2013 AUBURN BASEBALL
Overall Statistics for Auburn (FINAL)
(All games sorted by Batting Avg.)



Record: 33-23 Home: 22-12 Away: 9-10 Neutral: 2-1 SEC: 13-17

#	Player	AVG	GP-GS	AB	R	H	2B	3B	HR	RBI	TB	SLG%	BB	HBP	SO	GDP	OB%	SF	SH	SB-ATT	PO	A	E	FLD%	
28	Garrett Cooper	.354	56-56	189	31	67	12	1	7	37	102	.540	37	10	30	11	.481	1	1	1-1	499	36	8	.985	
3	Cullen Wacker	.320	55-54	200	24	64	12	1	2	34	84	.420	18	6	33	2	.383	6	1	0-2	77	3	1	.988	
23	Jordan Ebert	.303	54-54	201	29	61	6	1	4	22	81	.403	18	1	29	2	.359	3	5	3-8	92	127	6	.973	
9	Patrick Savage	.290	47-34	138	11	40	9	0	0	19	49	.355	14	1	19	6	.357	1	0	1-1	2	0	0	1.000	
34	Blake Austin	.290	51-49	176	18	51	13	0	3	23	73	.415	9	3	25	9	.332	2	2	0-0	261	42	5	.984	
25	Damek Tomscha	.274	54-53	186	32	51	12	0	7	26	84	.452	26	7	38	2	.384	0	3	0-2	15	107	11	.917	
4	Ryan Tella	.259	56-56	216	42	56	11	1	3	37	78	.361	20	2	47	5	.324	3	3	14-16	145	5	1	.993	
2	Hunter Kelley	.246	41-30	114	16	28	11	0	2	9	45	.395	16	1	21	4	.341	1	1	5-8	79	0	4	.952	
29	Dan Glevenyak	.230	50-48	161	29	37	9	0	2	21	52	.323	24	6	42	3	.347	2	12	5-9	87	140	17	.930	
19	Jackson Burgreen	.225	30-29	111	22	25	4	1	1	8	34	.306	14	2	25	1	.323	0	0	2-3	63	0	0	1.000	

1	Mitchell Self	.257	22-12	35	6	9	0	0	0	1	9	.257	4	0	12	1	.333	0	3	1-1	20	29	6	.891	
33	Kody Ortman	.229	24-11	48	1	11	1	0	0	5	12	.250	5	1	5	1	.309	1	1	0-0	60	6	0	1.000	
11	Sam Gillikin	.159	30-14	44	8	7	1	0	0	3	8	.182	4	0	19	0	.220	2	3	1-4	25	1	0	1.000	
5	Tanner Cimo	.100	15-3	10	1	1	0	0	0	1	1	.100	1	0	3	0	.167	1	0	0-0	8	12	1	.952	
31	J.D. Crowe	.000	13-0	9	1	0	0	0	0	0	0	.000	3	0	3	0	.250	0	0	0-0	0	0	0	.000	
10	Bobby Andrews	.000	3-1	6	0	0	0	0	0	0	0	.000	0	0	1	0	.000	0	0	0-0	0	0	0	.000	
21	Dylan Smith	.000	4-0	3	0	0	0	0	0	0	0	.000	0	0	1	0	.000	0	0	0-0	3	0	0	1.000	
42	Rock Rucker	.000	2-0	1	1	0	0	0	0	0	0	.000	1	0	0	0	.500	0	0	0-0	0	0	0	.000	
22	Terrance Dedrick	.000	1-0	0	0	0	0	0	0	0	0	.000	0	0	0	0	.000	0	0	0-0	4	7	0	1.000	
Totals		.275	56-56	1848	272	508	101	5	31	246	712	.385	214	40	353	47	.359	23	35	33-55	1478	616	66	.969	
Opponents		.250	56-56	1831	242	458	69	11	21	214	612	.334	189	37	318	38	.329	19	43	27-52	1443	567	76	.964	

LOB - Team (452), Opp (399). DPs turned - Team (50), Opp (57). CI - Team (0), Opp (7). IBB - Team (8), Kelley, H. 2, Cooper, G. 2, Austin, B. 1, Savage, P. 1, Tomscha, D. 1, Tella, R. 1, Opp (6). Picked off - Gillikin, S. 1, Ebert, J. 1, Glevenyak, D. 1, Burgreen, J. 1, Savage, P. 1.

(All games sorted by Earned Run Avg.)

#	Player	ERA	W-L	APP	GS	CGSHO/CBO	SV	IP	H	R	ER	BB	SO	2B	3B	HR	B/Avg	WP	HB	BK	SFA	SHA			
13	Conner Kendrick	2.13	5-3	19	9	0	0/1	2	80.1	78	34	19	29	75	12	2	4	.259	2	1	1	3	8		
27	Justin Camp	2.44	5-1	18	2	0	0/0	2	44.1	40	15	12	19	28	7	0	2	.248	0	1	0	2	5		
17	Michael O'Neal	2.73	8-4	14	14	2	1/0	0	89.0	73	37	27	21	36	7	3	1	.223	1	11	0	5	6		
14	Trey Cochran-Gill	3.02	1-1	20	3	0	0/0	2	41.2	39	22	14	12	23	7	2	0	.241	2	3	1	3	1		
22	Terrance Dedrick	3.63	4-2	23	0	0	0/1	10	39.2	30	16	16	15	35	5	1	2	.216	4	0	0	2	3		
18	Daniel Koger	5.01	0-3	14	8	0	0/0	0	46.2	37	28	26	22	20	6	0	6	.224	1	6	0	0	7		

32	Craig Shirley	0.00	0-0	2	0	0	0/0	0	1.2	3	4	0	2	1	1	0	0	.375	0	0	0	1	0		
38	Reid Carter	2.78	1-2	15	0	0	0/0	1	22.2	16	7	7	16	17	3	1	0	.211	2	1	0	0	2		
20	Matt Schultz	3.18	1-0	7	0	0	0/0	0	5.2	7	2	2	3	4	1	0	0	.292	0	0	0	0	0		
40	Chase Williamson	3.46	3-0	15	0	0	0/0	0	26.0	29	13	10	6	19	5	0	1	.290	3	3	0	0	3		
16	Trey Wingenter	3.68	1-0	6	2	0	0/0	0	14.2	13	8	6	7	6	1	0	0	.236	2	2	0	0	1		
37	Rocky McCord	3.96	2-1	7	6	0	0/0	0	25.0	25	11	11	12	19	4	0	1	.263	2	3	2	1	2		
26	Dillon Ortman	4.88	2-1	11	4	0	0/0	0	27.2	33	18	15	8	17	5	1	2	.306	7	4	0	1	1		
24	Will Kendall	7.54	0-5	9	8	0	0/0	0	22.2	28	22	19	12	17	4	1	2	.315	2	1	0	1	3		
15	Jay Wade	9.00	0-0	6	0	0	0/0	1	5.0	7	5	5	5	1	1	0	0	.350	1	1	0	0	1		
Totals		3.40	33-23	56	56	2	2/1	18	492.2	458	242	186	189	318	69	11	21	.250	29	37	4	19	43		
Opponents		3.85	23-33	56	56	2	3/2	11	481.0	508	272	206	214	353	101	5	31	.275	31	40	8	23	35		

PB - Team (8), Austin, B. 7, Ortman, K. 1, Opp (5). Pickoffs - Team (11), Austin, B. 5, Kendrick, C. 2, Cochran-Gill 1, Ortman, K. 1, Koger, D. 1, Williamson, C. 1, Opp (5). SBA/ATT - Austin, B. (25-45), Kendrick, C. (5-13), Carter, R. (4-8), Wingenter, T. (6-6), Cochran-Gill (4-6), Camp, J. (1-4), Ortman, D. (2-4), McCord, R. (1-3), Dedrick, T. (1-2), Ortman, K. (2-2), O'Neal, M. (2-2), Kendall, W. (1-2), Williamson, C. (0-1), Koger, D. (0-1).



2013 SEC STATISTICS



2013 AUBURN BASEBALL
Conference Statistics for Auburn (FINAL)
(SEC games only sorted by Batting Avg.)



Record: 13-17 Home: 7-8 Away: 6-9

#	Player	AVG	GP-GS	AB	R	H	2B	3B	HR	RBI	TB	SLG%	BB	HBP	SO	GDP	OB%	SF	SH	SB-ATT	PO	A	E	FLD%
28	Garrett Cooper	.352	30-30	105	14	37	6	0	6	20	61	.581	13	5	17	6	.444	1	0	1-1	260	13	4	.986
9	Patrick Savage	.305	27-20	82	4	25	3	0	0	8	28	.341	3	1	15	4	.337	0	0	0-0	0	0	0	.000
3	Cullen Wacker	.301	30-30	113	9	34	1	0	2	12	41	.363	6	2	22	2	.339	3	1	0-1	53	2	1	.982
34	Blake Austin	.271	29-28	96	11	26	5	0	3	14	40	.417	6	1	14	5	.314	2	0	0-0	140	20	3	.982
2	Hunter Kelley	.268	30-22	82	12	22	10	0	2	7	38	.463	12	1	14	3	.368	0	1	4-7	58	0	3	.951
23	Jordan Ebert	.263	30-30	114	12	30	2	1	2	10	40	.351	11	0	18	2	.328	0	2	2-5	44	68	3	.974
4	Ryan Tella	.263	30-30	118	20	31	8	0	2	11	45	.381	9	1	30	2	.318	1	1	9-10	83	2	0	1.000
25	Damek Tomscha	.258	28-27	93	9	24	5	0	4	8	41	.441	12	1	23	1	.349	0	2	0-1	11	59	4	.946
29	Dan Glevenyak	.213	25-23	75	6	16	5	0	0	6	21	.280	10	2	23	2	.322	0	6	0-0	41	70	7	.941

5	Tanner Cimo	.333	5-1	3	0	1	0	0	0	0	1	.333	0	0	0	0	.333	0	0	0-0	4	3	0	1.000
1	Mitchell Self	.276	14-10	29	6	8	0	0	0	1	8	.276	3	0	10	1	.344	0	2	1-1	16	23	3	.929
33	Kody Ortman	.200	12-4	20	1	4	0	0	0	0	4	.200	2	1	3	1	.304	0	1	0-0	17	1	0	1.000
19	Jackson Burgreen	.172	11-10	29	3	5	0	0	0	3	5	.172	7	0	7	0	.333	0	0	1-1	24	0	0	1.000
11	Sam Gillikin	.000	13-5	15	1	0	0	0	0	0	0	.000	1	0	10	0	.063	0	1	0-1	5	0	0	1.000
31	J.D. Crowe	.000	6-0	5	0	0	0	0	0	0	0	.000	1	0	1	0	.167	0	0	0-0	0	0	0	.000
10	Bobby Andrews	.000	1-0	2	0	0	0	0	0	0	0	.000	0	0	1	0	.000	0	0	0-0	0	0	0	.000
22	Terrance Dedrick	.000	1-0	0	0	0	0	0	0	0	0	.000	0	0	0	0	.000	0	0	0-0	4	2	0	1.000
Totals		.268	30-30	981	108	263	45	1	21	100	373	.380	96	15	208	29	.340	7	17	18-28	776	321	32	.972
Opponents		.262	30-30	955	134	250	36	7	13	121	339	.355	101	20	151	21	.341	13	27	13-27	780	306	23	.979

LOB - Team (229), Opp (206). DPs turned - Team (28), Opp (36). CI - Team (0), Opp (1). IBB - Team (3), Cooper, G. 2, Kelley, H. 1, Opp (3). Picked off - Savage, P. 1, Glevenyak, D. 1.

(All games sorted by Earned Run Avg.)

#	Player	ERA	W-L	APP	GS	CGSHO/CBO	SV	IP	H	R	ER	BB	SO	2B	3B	HR	B/Avg	WP	HB	BK	SFA	SHA
22	Terrance Dedrick	1.82	2-0	14	0	0/1	9	29.2	17	6	6	10	25	2	0	1	.170	3	0	0	1	1
13	Conner Kendrick	2.75	3-3	11	8	0/1	0	55.2	67	31	17	22	47	9	2	4	.309	1	1	1	2	7
17	Michael O'Neal	3.27	4-4	10	10	1/0/0	0	63.1	54	30	23	15	22	6	2	1	.230	1	10	0	5	2
18	Daniel Koger	6.64	0-2	6	4	0/0/0	0	20.1	18	15	15	12	3	3	0	4	.250	0	3	0	0	4

20	Matt Schultz	0.00	0-0	1	0	0/0/0	0	1.0	2	0	0	1	1	0	0	0	.400	0	0	0	0	0
16	Trey Wingenter	0.00	0-0	1	0	0/0/0	0	1.0	0	0	0	0	0	0	0	0	.000	0	0	0	0	0
38	Reid Carter	2.08	0-1	8	0	0/0/0	0	13.0	8	3	3	11	6	1	0	0	.195	1	0	0	0	2
40	Chase Williamson	2.84	1-0	8	0	0/0/0	0	12.2	13	4	4	3	12	2	0	0	.283	1	2	0	0	2
27	Justin Camp	3.50	2-1	8	2	0/0/0	0	18.0	19	9	7	10	10	4	0	2	.279	0	0	0	1	3
14	Trey Cochran-Gill	4.24	1-0	8	0	0/0/0	1	17.0	17	9	8	3	11	2	2	0	.266	1	1	1	2	1
26	Dillon Ortman	6.23	0-0	4	0	0/0/0	0	4.1	8	3	3	0	3	2	0	0	.421	3	2	0	0	0
15	Jay Wade	6.75	0-0	2	0	0/0/0	0	2.2	2	2	2	3	0	0	0	0	.222	1	0	0	0	0
37	Rocky McCord	7.71	0-1	2	1	0/0/0	0	4.2	7	4	4	3	0	2	0	0	.389	0	0	1	1	2
24	Will Kendall	9.39	0-5	6	5	0/0/0	0	15.1	18	18	16	8	11	3	1	1	.305	2	1	0	1	3
Totals		3.76	13-17	30	30	1/1/1	10	258.2	250	134	108	101	151	36	7	13	.262	14	20	3	13	27
Opponents		3.08	17-13	30	30	2/3/2	8	260.0	263	108	89	96	208	45	1	21	.268	13	15	4	7	17

PB - Team (5), Austin, B. 5, Opp (3). Pickoffs - Team (5), Austin, B. 3, Kendrick, C. 2, Opp (2). SBA/ATT - Austin, B. (13-25), Kendrick, C. (5-11), Carter, R. (4-6), Cochran-Gill (1-3), Dedrick, T. (1-2), Camp, J. (0-2), O'Neal, M. (2-2), Ortman, D. (0-1).



2013 REVIEW

- Auburn finished the season 33-23 overall, its second consecutive 30-win season and its fourth in five years under John Pawlowski
- Auburn went 13-17 in SEC play to finish seventh in the SEC West and 10th in the overall SEC standings ... Auburn's 13 SEC wins matched what the team did in 2012
- Head coach John Pawlowski was relieved of his duties following the season ... In five years at Auburn he was 167-126 (.570) overall and 71-79 (.473) in SEC play
- Auburn played in the SEC Tournament for the fourth straight year and for the 22nd time overall ... Auburn is 30-42 (.417) all-time at the SEC Tournament and 10-20 (.333) when it is played at the Hoover Met
- Auburn went 2-7 (.222) in SEC Tournament play under Pawlowski
- Senior first baseman Garrett Cooper was named to the All-SEC Second Team ... Cooper finished the SEC season leading the team and seventh in the SEC in batting average (.352), tied for third in slugging percentage (.581), sixth in on base percentage (.444), tied for ninth in hits (37), tied for third in home runs (six) and tied for sixth in total bases (61) ... He reached base safely in 29 out of 30 SEC games ... Defensively, he had a .986 fielding percentage and finished third in the league in chances (276) and putouts (259) ... His 26 fielding double plays tied for fourth in the SEC
- Junior Terrance Dedrick finished the year with 10 saves, the most at Auburn since Austin Hubbard had 10 in 2010 ... His nine SEC saves are a school record while his 1.82 SEC-only ERA was the lowest of any Auburn pitcher going back through 1994
- Auburn's team ERA of 3.40 was the lowest at the end of a season since the 1989 team had a 3.33 ERA in 64 games
- Junior Conner Kendrick's 2.13 overall ERA was the lowest for an Auburn pitcher since Scott Shuman had a 2.00 ERA in 2007 ... Kendrick's 75 strike outs were also the most since Grant Dayton finished with 79 in 2008
- Senior Garrett Cooper's .481 on base percentage was the ninth-best in a single season in school history and was the highest since Todd Faulkner (.502) and Gabe Gross (.536) in 2000
- Junior Michael O'Neal's (8-4) eight wins were the most by an Auburn pitcher since Grant Dayton went 8-3 in 2010 while his 12 overall decisions were the most since Evan Crawford factored in 13 games (5-8) in 2006
- Auburn's .275 team batting average was the lowest at the end of a season since 1984 (.270) while the 272 runs scored were its fewest since it scored 258 in 1992
- Auburn's .969 fielding percentage was its best in five years under Pawlowski and the highest since it was a .970 in 2008

AUBURN BREAKDOWN

Record.....	33-23
SEC Record.....	13-17
SEC Series Record.....	5-5
Home/Road/Neutral.....	22-12/9-10/2-1
Day/Night.....	16-12/17-10
vs. RHS/LHS.....	21-14/12-8
vs. SEC West/SEC East.....	8-10/5-7
Comeback Wins.....	21
Losses After Leading.....	6
Extra Innings.....	2-0
Ahead after 6/7/8.....	25-3/28-3/29-2
Behind after 6/7/8.....	5-19/3-17/0-18
Tied after 6/7/8.....	3-0/2-0/4-0
Auburn/opp. quality start.....	11-3/6-14
Auburn/opp. errorless.....	8-8/6-9
Auburn/opp. HR.....	17-4/8-10
Auburn/opp. score first.....	17-6/16-16
Auburn/opp. score 3+.....	32-5/22-19
Auburn/opp. score 2 or less.....	1-17/11-3
Auburn/opp. 10+ hits.....	23-5/9-11
Feb./Mar./Apr./May.....	6-2/10-10/9-6/8-5
Average time of game.....	2:40

2013 RECORD: 33-23, 13-17 SEC

Home: 22-12 • Away: 9-10 • Neutral: 2-1

TEAM BATTING LEADERS

Batting Average.....	Garrett Cooper.....	.354
Runs.....	Ryan Tella.....	42
Hits.....	Garrett Cooper.....	67
Doubles.....	Blake Austin.....	13
Triples.....	Five players.....	1
Home Runs.....	Garrett Cooper/Damek Tomscha.....	7
RBI.....	Garrett Cooper/Ryan Tella.....	37
Slugging Percentage.....	Garrett Cooper.....	.540
On Base Percentage.....	Garrett Cooper.....	.481
Walks.....	Garrett Cooper.....	37
Stolen Bases.....	Ryan Tella.....	14

TEAM PITCHING LEADERS

ERA.....	Conner Kendrick.....	2.13
Wins.....	Michael O'Neal.....	8
Saves.....	Terrance Dedrick.....	10
Innings Pitched.....	Michael O'Neal.....	89.0
Strike Outs.....	Conner Kendrick.....	75
Appearances.....	Terrance Dedrick.....	23

SCORING BY INNINGS

	1ST	2ND	3RD	4TH	5TH	6TH	7TH	8TH	9TH	EXTRAS	TOTAL
AUBURN	23	22	33	30	44	32	32	34	15	4	269
OPPONENTS	28	25	38	26	26	24	23	21	24	1	236





NOTEBOOK

AUBURN VS. THE REST OF THE WEST

Auburn went 8-10 against the SEC West and has typically found success in its division under John Pawlowski ... Since 2009, Pawlowski's first year at Auburn, the program is 6-9 vs. Alabama, 8-7 vs. Arkansas, 6-9 vs. LSU, 9-6 vs. Ole Miss, 8-7 vs. Mississippi State and 2-1 vs. Texas A&M for a total mark of 39-39 (.500) [SEC series only]. Add in the SEC Tournament and five non-conference games against Alabama and Pawlowski has guided Auburn to a 44-42 (.512) against the SEC West.

STRONG FINISH

Auburn finished the SEC season by winning all three of its final conference series, going 6-3 against No. 18 Ole Miss, at Florida and No. 11 Arkansas ... Auburn's 6-3 final stretch tied Texas A&M and Mississippi State for the third-best finish behind only Vanderbilt (7-1) and LSU (7-2).

DEDRICK JUST SHY OF SEC MARKS

Junior reliever Terrance Dedrick finished the SEC season 1/3 of an inning shy of qualifying for the league leaders as he only threw 29 2/3 innings against SEC competition ... Had he hit the 30 IP threshold, he would have finished fourth in ERA (1.82) and first in opponent batting average (.181) ... He did finish the year tied for second in league saves (9) and his 14 relief appearances were tied for 13th.

COOPER HAS 15- AND 14-GAME STREAKS

Senior first baseman Garrett Cooper had his team- and personal-best 15-game hitting streak snapped with an 0-for-2 night on Tuesday against Jacksonville State and had his 14-game SEC-only hitting streak snapped in the regular season finale against Arkansas ... During his 15-game streak, which was Auburn's longest since 2011, he hit .431 (25-for-58) with three doubles, three home runs, six RBI and eight runs scored ... All three of his home runs were solo shots ... During his 12-game SEC hitting streak, he hit .468 (22-for-47) with two doubles, three home runs, seven RBI, and six runs scored ... In 30 league games, he hit safely in 25 of them and been on base in all but one of them.

TERRANCE THE TERMINATOR

Closer Terrance Dedrick was 3-0 with nine saves in 13 appearances from March 29 - May 18 ... In those 13 appearances, he threw 23 1/3 innings, allowing three runs (all earned) for a 1.16 ERA, striking out 23 and walking just seven ... Teams hit just .108 against him during that time ... All nine of his saves have come in SEC play, where he had a 1.82 ERA in 14 appearances ... His 10 overall saves are the most at Auburn since Austin Hubbard finished the 2010 campaign with 10.

DOUBLE-DIGIT HITS

Auburn collected 10-or-more hits in nine of its last 12 games, going 8-4 in those 12 contests, hitting a combined .310 with 127 hits and 67 runs scored ... Of the 127 hits, 31 have gone for extra-bases (19 doubles, 12 home runs) ... As a team, Auburn is 23-5 when collecting 10-or-more hits.

CALL HIM MR. CLUTCH

Of Damek Tomscha's seven home runs, four of them have either tied the game or given Auburn the lead in the sixth-inning or later ... He started the year out with a solo walk-off home run against Maine, followed that with a solo home run to tie the Samford game at 2-2 in the seventh, hit a two-run, game-tying home run in the sixth on Saturday against Ole Miss and then hit a game-winning, solo home run in the eighth against Ole Miss ... As a team Auburn has hit a total of seven home runs in the sixth inning or later that tied the game or gave Auburn the lead.

BULLPEN BULLIES

Auburn's 18 saves have come from six different people with Terrance Dedrick picking up 10, Justin Camp, Trey Cochran-Gill and Conner Kendrick each picking up two and Reid Carter and Jay Wade each picking up one ... Combined the bullpen has a 3.05 ERA, a .235 opponent batting average and it has struck out 162 over 233 innings ... The bullpen has also accounted for 20 of the team's 33 wins (61 percent) against just seven losses (30 percent).

THE O'NEAL FACTOR

Junior left-hander Michael O'Neal has quickly made his mark on the Auburn pitching staff ... Sitting at eight wins through 14 starts, his eight wins are more than any Auburn pitcher had in all of 2012 and tie Grant Dayton's 8-3 mark at the conclusion of 2010 ... O'Neal has eight quality starts on his resume and his 2.73 ERA and .223 opponent batting average are second and the best, respectively, among the Auburn starters ... O'Neal has eight of the starting pitching staff's 12 wins, with Conner Kendrick and Rocky McCord each picking up two.

GAME-BY-GAME-BY-GAME

In SEC play, Auburn went 5-5 in series openers, 5-5 in middle games and 3-7 in series finales ... Auburn hit .267 and scoring 3.5 runs per game in openers, .280 and averaged 4.2 runs per game in middle games and .254 with 3.1 runs per game in series finales ... The pitching staff had a 3.03 ERA in series openers, allowing 4.4 runs per game, a 3.61 ERA in middle games, allowing 4.5 runs per game, and a 4.82 ERA in series finales, allowing 5.0 runs per game.

BULLPEN NOT GIVING IN

Auburn's bullpen allowed 43 of 126 (34 percent) of its inherited runners to score this season ... Leading the way is Reid Carter, who has inherited a team-high 25 runners but has allowed just three to score (12 percent) ... Terrance Dedrick has also been stingy when it comes to inherited runners, allowing six of 22 (27 percent) to score.

PITCHING LEADING THE WAY

Auburn's pitching staff had a 3.40 ERA through 56 games ... The last time an Auburn pitching staff finished a season with a sub-3.50 ERA was in 1992 when it was 3.43 in 55 games ... The 3.40 mark was the lowest since the team had a 3.33 ERA in 64 games in 1989.

ROAD WARRIORS

Auburn concluded it's away season 9-10 in games played on the road ... Auburn hit .278, averaging 4.1 runs per game while the pitching staff has a 4.08 ERA, allowing 4.7 runs per game.

AUBURN VS. THE NON-CONFERENCE

Auburn went 20-5 during the regular season non-conference portion of its schedule ... Auburn hit .283 against non-conference opponents, 10 points higher than the overall average (.273), and averaged 6.4 runs per game ... Auburn's pitching staff had a 2.91 ERA in the non-conference and allowed 102 runs (73 earned) as teams hit .236 against the staff (compared to .253 overall).

EBERT GOES 10-PLUS TWICE

Freshman Jordan Ebert has had two double-digit hitting streaks this season, collecting a 13-game streak and a 12-game streak ... He has also been on base in 44 of the 50 games he has played in.

EXTRA! EXTRA!

Since the 2009 season, Auburn has gone 12-7 in extra-inning games, including 4-1 since the start of the 2012 season.

GIVING IT UP

Junior shortstop Dan Glevenyak finished the regular season tied for fourth in the SEC in sacrifice bunts with 12 ... As a team Auburn has 35 sacrifice hits and 23 sacrifice flies.

DOUBLE YOUR FUN

Auburn ended the regular season third in the SEC in doubles with 101 ... Six different players have double-digit doubles on the year, led by Blake Austin's 13, which tied for 11th in the league.

AUBURN IN MLB

Three former Auburn baseball players were on Opening Day rosters as Major League Baseball's 2013 season kicked off this past Monday ... Josh Donaldson (Athletics), Tim Hudson (Braves) and David Ross (Red Sox) each opened the season on their respective club's 25-man roster while Evan Crawford is on the 40-man roster for the Blue Jays.

BIG CROWDS

Auburn's three-game series with Alabama attracted 11,589 fans, the third-largest three-game series crowd in Plainsman Park history ... The record is 13,606, set against Alabama in 2003 ... Auburn averaged 2,657 fans per game, 22nd-best in the country, and its 85,049 total fans is 23rd in the nation.

KILLED BY ERROR

Auburn's pitching staff had a miniscule 1.00 ERA for its three-game series against Alabama but won just one game after allowing eight unearned runs over the series ... This season Auburn has committed 66 errors, fourth-most in the SEC, and has allowed a league-high 56 unearned runs ... The most victimized pitcher on the Auburn staff is Conner Kendrick, who has allowed 15 unearned runs and 19 earned runs while next in line is Michael O'Neal (27 earned runs, 10 unearned runs).

TRYING SOMETHING NEW

Justin Camp made his first start of the season on Sunday at Florida and became the ninth different starting pitcher of the season, joining Michael O'Neal (14), Daniel Koger (eight), Will Kendall (eight), Conner Kendrick (eight), Rocky McCord (five), Dillon Ortman (four), Trey Cochran-Gill (three) and Trey Wingenter (two) as starters.

ONE-RUN GAMES

Auburn has played 11 one-run games and is 7-4 in them ... Ten of the 11 one-run games this season featured come-from-behind wins for the winner ... Auburn played 18 one-run games last season, going 8-10 in those games.

WHERE EVERYBODY KNOWS YOUR NAME

Auburn played its first 11 and 18 of its first 20 games all at Plainsman Park this year and finished the year 22-11 at home ... In John Pawlowski's five-year reign, Auburn is 115-60 (.657) at Plainsman Park, going 22-13 in 2009, 30-9 in 2010, 19-14 in 2011 and 22-13 in 2012.



SEASON LONG NOTES

EBERT NAMED SEC FRESHMAN OF THE WEEK

Jordan Ebert was named the SEC Freshman of the Week as he helped Auburn to a 4-1 week against Jacksonville State, Samford and Florida ... He led Auburn with a .579 batting average for the week and a .545 mark during the series win at Florida ... For the week he was 11-for-19 with two doubles, a home run (.842 slugging percentage), four RBI and five runs scored ... He also walked three times for a .636 on base percentage ... Defensively he had a perfect fielding percentage on 33 chances (15 putouts, 18 assists) and helped turn five of Auburn's six defensive double plays.

APRIL SHOWERS

April was very kind to Auburn as the team went 9-6, hitting .278 and scoring 56 runs while the pitching staff had a 3.05 ERA ... Cullen Wacker hit .421 throughout the month (24x57) with four doubles, two home runs and 11 RBI ... Of Auburn's 19 double-digit hit games, seven came in the 15 April games ... Trey Cochran-Gill led the pitching staff with a 1.64 ERA in five appearances (two starts).

TOMSCHA NAMED SEC PLAYER OF THE WEEK

Junior third baseman Damek Tomscha was named the SEC Player of the Week as he helped Auburn pick up a series win over No. 18 Ole Miss, its fourth straight over the Rebels ... On Saturday he hit a two-run, game-tying home run in the sixth as Auburn came-from-behind to win 8-5 and even the series ... On Sunday he hit a two-out, game-winning solo home run in the eighth as Auburn rallied for a 5-4 series-clinching win ... He hit .333 for the weekend, driving in three runs and scoring four.

INSIDE THE PARK HOME RUNS

Ryan Tella's first home run of the season was an inside the park job against College of Charleston ... It was the first inside the park home run by an Auburn player since Trent Mummy did it at Florida State in 2009 and the first by an Auburn player at Plainsman Park since Jeff Boutwell hit an inside the park grand slam against Florida in 2005.

WALKING OFF ON OPENING DAY

Damek Tomscha's walk-off home run against Maine on Opening Day was Auburn's first walk-off home run since Brian Fletcher hit a walk-off against Boston College on Feb. 26, 2010 ... Tomscha's walk-off was the fourth for Auburn on an Opening Day since 1979, joining Tony Haney (1987), Sean Gamble (2003) and Justin Hargett (2009).

EXPERIENCED LINEUP

Auburn returned its top four hitters off of the 2012 team, which led the SEC with a .304 team batting average ... Returning were junior outfielder Ryan Tella (.360), senior outfielder Cullen Wacker (.350), senior first baseman Garrett Cooper (.324) and junior shortstop Dan Glivenyak (.319) ... In total, Auburn returned 57 percent of its at-bats and 58 percent of its runs scored from 2012.

BOOKS OVER THE BIGS

Auburn had six players on its roster that chose Auburn over a professional contract:

Player	Year Drafted	Rd	Team
Sam Gillikin	2012	33rd	Atlanta
Hunter Kelley	2011	34th	Chicago (NL)
Rocky McCord	2011	39th	Minnesota
Ryan Tella	2012	11th	San Francisco
Damek Tomscha	2012	19th	Chicago (NL)
Trey Wingenter	2012	36th	Seattle

COMEBACK WINS

Auburn had 21 come-from-behind wins during the 2013 season:

Date	Max Deficit	Inning	Final Score
2/15 vs. Maine	1 run (0-1)	2nd	3-2
2/16 vs. Maine (Game 1)	1 run (0-1)	1st	12-3
2/16 vs. Maine (Game 2)	1 run (0-1)	3rd	4-3
2/17 vs. Maine	2 runs (0-2)	4th	8-4
2/24 vs. Indiana State	2 runs (3-5)	2nd	6-5
3/2 vs. Eastern Illinois	1 run (0-1)	1st	14-7
3/5 vs. Alabama	2 runs (1-3)	4th	6-3
3/8 vs. Brown	1 run (3-4)	7th	9-4
3/19 vs. Alabama State	1 run (0-1)	2nd	10-2
3/20 vs. Southern Miss	3 runs (0-3)	8th	4-3 (11)
3/29 vs. Alabama	1 run (0-1)	1st	6-3
4/3 vs. Wofford	3 runs (0-3)	2nd	7-4
4/5 at #18 Texas A&M	2 runs (0-2)	1st	6-4 (10)
4/10 vs. Alabama State	1 run (0-1)	1st	2-1
4/12 vs. Georgia	2 runs (1-3)	2nd	4-3
4/16 at Samford	1 runs (1-2)	5th	6-3
5/4 vs. #18 Ole Miss	2 runs (3-5)	5th	8-5
5/5 vs. #18 Ole Miss	1 run (1-2)	2nd	5-4
5/7 at Jacksonville State	8 runs (0-8)	7th	12-8
5/8 vs. Samford	3 runs (1-3)	5th	9-3
5/18 vs. #11 Arkansas	2 runs (1-3)	5th	11-6

BREAKING IT OPEN

Auburn had eight innings during the 2013 season in which it scored five or more runs:

Date	Score Prior	Inning/Runs	Final Score
2/16 vs. Maine	6-1	5th/5	12-3
2/17 vs. Maine	1-3	6th/6	8-4
3/1 vs. E. Illinois	2-1	5th/5	10-11
3/2 vs. E. Illinois	8-6	8th/6	14-7
3/8 vs. Brown	3-4	7th/6	9-4
4/6 at Texas A&M	1-0	3rd/5	10-5
5/7 at J'ville State	0-8	8th/12	12-8
5/18 vs. Arkansas	1-3	5th/8	11-6

PRESEASON PREDICTIONS

Auburn was picked to finish seventh in the SEC Western Division in the annual SEC Coaches Poll. Arkansas was picked to both with the division and the overall title.

Eastern Division	Western Division
1. Vanderbilt (12)	1. Arkansas (12)
2. Florida	2. LSU (1)
3. Kentucky (1)	3. Mississippi State (1)
3. South Carolina (1)	4. Ole Miss
5. Georgia	5. Texas A&M
6. Tennessee	6. Alabama
7. Missouri	7. Auburn

SEC Champion: Arkansas (9), Vanderbilt (3), Kentucky (1), LSU (1)





2013 PITCHING NOTES

2013 BULLPEN BY NUMBERS

Total App	130
Saves/Opp.	18/21
Holds	12
1st Batter/Ret.	130/85
IR/IRS	126/43
BA Against	.235
ERA	3.05

SAVES/OPP

Justin Camp	2/2
Reid Carter	1/1
Trey Cochran-Gill	2/2
Terrance Dedrick	10/12
Conner Kendrick	2/2
Jay Wade	1/1

HOLDS

Justin Camp	1
Reid Carter	3
Trey Cochran-Gill	4
Conner Kendrick	2
Jay Wade	1
Chase Williamson	1

1ST BATTER FACED/RETIRED

Justin Camp	16/7
Reid Carter	15/12
Trey Cochran-Gill	17/12
Terrance Dedrick	23/18
Will Kendall	1/1
Conner Kendrick	10/4
Daniel Koger	5/4
Rocky McCord	2/1
Dillon Orman	7/3
Matt Schultz	7/4
Craig Shirley	2/1
Jay Wade	6/3
Chase Williamson	15/11
Trey Wingenter	4/3

INHERITED RUNNERS/SCORED

Justin Camp	18/9
Reid Carter	25/3
Trey Cochran-Gill	19/9
Terrance Dedrick	22/6
Will Kendall	0/0
Conner Kendrick	9/5
Daniel Koger	0/0
Rocky McCord	0/0
Dillon Orman	1/1
Matt Schultz	3/0
Craig Shirley	0/0
Jay Wade	9/4
Chase Williamson	18/6
Trey Wingenter	2/0

RELIEF ERA

Justin Camp	2.37
Reid Carter	2.78
Trey Cochran-Gill	3.86
Terrance Dedrick	3.63
Will Kendall	0.00
Conner Kendrick	1.46
Daniel Koger	5.40
Rocky McCord	0.00
Dillon Orman	4.38
Matt Schultz	3.18
Craig Shirley	0.00
Jay Wade	9.00
Chase Williamson	3.46
Trey Wingenter	1.00

2013 AUBURN BASEBALL Team Game-by-Game for Auburn (END OF REGULAR SEASON) Pitching (All games)

Date	Opponent	ip	h	r	er	bb	so	2b	3b	hr	wp	bk	hbp	dp	ibb	score	w-l	sv	era
Feb 15	MAINE	9.0	6	2	1	3	8	4	0	0	0	0	2	2	0	3-2	1-0	0	1.00
Feb 16	MAINE	9.0	9	3	2	2	4	1	0	1	0	0	0	2	0	12-3	2-0	0	1.50
Feb 16	MAINE	9.0	8	3	2	0	8	2	0	0	0	0	0	0	0	4-3	3-0	1	1.67
Feb 17	MAINE	9.0	9	4	2	2	5	1	0	1	1	0	0	1	0	8-4	4-0	2	1.75
Feb 23	MIDDLE TENNESSEE S	9.0	5	2	0	1	9	0	0	1	0	0	0	0	0	1-2	4-1	2	1.40
Feb 23	COL. OF CHARLESTON	9.0	4	1	0	1	5	0	0	0	1	0	1	1	0	5-1	5-1	3	1.17
Feb 24	INDIANA STATE	9.0	6	5	5	5	6	2	0	0	0	1	1	0	0	6-5	6-1	4	1.71
Feb 26	KENNESAW STATE	9.0	12	9	2	3	3	1	1	0	3	0	1	0	0	2-9	6-2	4	1.75
Mar 01	EASTERN ILLINOIS	9.0	11	11	11	8	6	3	0	0	0	0	1	0	0	10-11	6-3	4	2.78
Mar 02	EASTERN ILLINOIS	9.0	8	7	5	6	5	1	0	0	0	0	1	1	0	14-7	7-3	5	3.00
Mar 03	EASTERN ILLINOIS	9.0	8	2	2	4	8	0	0	0	1	0	1	1	0	8-2	8-3	5	2.91
Mar 05	vs Alabama	9.0	3	3	2	4	10	1	0	0	0	0	0	0	0	6-3	9-3	5	2.83
Mar 08	BROWN	9.0	12	4	4	2	4	2	0	1	0	0	1	0	0	9-4	10-3	5	2.92
Mar 09	BROWN	9.0	6	0	0	2	6	0	1	0	0	0	0	1	0	6-0	11-3	5	2.71
Mar 10	BROWN	9.0	10	3	3	2	10	0	1	0	1	0	1	1	0	6-3	12-3	5	2.73
Mar 12	at Kennesaw State	9.0	10	3	3	2	8	1	0	0	2	0	1	1	0	8-3	13-3	6	2.75
*Mar 15	VANDERBILT	9.0	5	5	5	2	3	1	0	2	0	0	0	0	0	2-5	13-4	6	2.88
*Mar 16	VANDERBILT	9.0	11	8	8	2	3	2	1	0	1	0	1	1	0	1-8	13-5	6	3.17
*Mar 17	VANDERBILT	9.0	13	8	6	8	3	4	0	0	1	1	0	0	1	6-8	13-6	6	3.32
Mar 19	ALABAMA STATE	9.0	7	2	2	4	5	0	0	1	0	0	0	1	0	10-2	14-6	6	3.25
Mar 20	vs Southern Miss	11.0	10	3	2	3	11	1	1	0	1	0	1	0	1	4-3	15-6	6	3.16
*Mar 22	at LSU	8.0	10	9	9	10	3	0	0	2	2	0	0	1	0	4-9	15-7	6	3.44
*Mar 23	at LSU	8.0	11	5	4	3	1	2	0	0	0	0	2	0	0	1-5	15-8	6	3.48
*Mar 24	at LSU	8.0	13	8	8	3	6	3	0	0	1	0	0	2	0	2-8	15-9	6	3.68
Mar 26	at Troy	8.0	10	11	3	8	2	3	0	0	0	2	1	0	0	2-11	15-10	6	3.67
*Mar 28	ALABAMA	9.0	11	6	2	5	7	1	1	1	0	0	0	1	0	2-6	15-11	6	3.61
*Mar 29	ALABAMA	9.0	9	3	0	0	4	1	1	0	0	0	0	0	1	6-3	16-11	7	3.47
*Mar 30	ALABAMA	9.0	2	2	1	5	2	0	0	0	0	0	2	3	0	0-2	16-12	7	3.38
Apr 03	WOFFORD	9.0	8	4	4	2	8	1	0	0	0	0	1	1	0	7-4	17-12	8	3.41
*Apr 05	at Texas A&M	10.0	12	4	3	7	7	0	1	0	0	0	0	1	0	6-4	18-12	8	3.38
*Apr 06	at Texas A&M	9.0	11	5	4	1	3	1	0	0	0	0	3	1	0	10-5	19-12	9	3.40
*Apr 07	at Texas A&M	8.0	7	4	4	3	9	2	1	0	1	0	1	1	0	1-4	19-13	9	3.43
*Apr 10	ALABAMA STATE	9.0	4	1	0	0	9	0	0	0	0	0	0	1	0	2-1	20-13	9	3.33
*Apr 12	GEORGIA	9.0	7	3	1	5	10	1	0	0	0	1	0	1	0	4-3	21-13	10	3.26
*Apr 13	GEORGIA	9.0	7	4	2	4	6	1	0	0	1	0	0	0	0	8-4	22-13	10	3.22
*Apr 13	GEORGIA	9.0	11	7	6	3	5	3	0	1	1	0	0	1	0	1-7	22-14	10	3.30
*Apr 16	at Samford	9.0	6	2	2	3	6	0	0	2	0	0	0	1	0	6-2	23-14	11	3.26
*Apr 18	at Mississippi State	8.0	7	6	2	5	4	0	0	1	1	1	1	2	0	3-6	23-15	11	3.24
*Apr 19	at Mississippi State	9.0	8	1	1	4	6	1	0	0	0	0	1	2	0	3-1	24-15	12	3.18
*Apr 20	at Mississippi State	8.0	9	6	6	4	3	1	0	0	2	0	2	0	0	0-6	24-16	12	3.26
*Apr 26	at Missouri	9.0	7	1	1	3	8	0	0	1	0	0	1	1	0	3-1	25-16	13	3.21
*Apr 28	at Missouri	6.0	3	3	3	0	3	0	0	0	0	0	2	1	0	1-3	25-17	13	3.23
*Apr 28	at Missouri	6.0	5	4	4	3	5	0	0	1	0	0	0	1	0	1-4	25-18	13	3.27
*May 03	OLE MISS	9.0	13	6	6	2	7	2	0	1	1	0	0	2	1	1-6	25-19	13	3.33
*May 04	OLE MISS	9.0	10	5	5	2	6	3	0	0	0	0	0	1	0	8-5	26-19	14	3.37
*May 05	OLE MISS	9.0	8	4	3	4	4	1	0	1	0	0	0	1	0	5-4	27-19	14	3.36
May 07	at Jacksonville State	9.0	11	8	8	7	8	3	0	0	3	0	1	2	0	12-8	28-19	14	3.46
May 08	SAMFORD	9.0	11	3	2	6	4	2	0	0	1	0	1	2	0	9-3	29-19	14	3.43
*May 10	at Florida	9.0	8	4	1	3	8	1	0	0	2	0	0	0	0	7-4	30-19	15	3.38
*May 11	at Florida	8.2	7	5	5	1	2	2	0	1	0	0	2	1	0	4-5	30-20	15	3.42
*May 12	at Florida	9.0	7	1	1	3	5	1	0	0	0	0	1	1	0	4-1	31-20	16	3.37
May 14	JACKSONVILLE STATE	9.0	5	6	6	4	5	2	0	1	0	0	0	1	0	1-6	31-21	16	3.42
*May 16	ARKANSAS	9.0	5	0	0	2	9	1	0	0	0	0	0	1	0	3-0	32-21	17	3.36
*May 17	ARKANSAS	9.0	5	1	1	5	3	0	0	0	0	0	1	1	0	11-1	32-22	17	3.31
*May 18	ARKANSAS	9.0	8	6	6	3	6	1	2	1	0	0	0	0	0	11-6	33-22	18	3.36
May 21	at Alabama	8.0	9	6	5	4	4	2	0	0	1	0	0	1	2	3-6	33-23	18	3.40
Totals		492.2	458	242	186	189	318	69	11	21	29	4	37	50	6	272-242	33-23	18	3.40

AUBURN STARTING PITCHER BREAKDOWN

Starter	GS	Quality Starts	Run Support	RS/Start	Auburn Record
T. Cochran-Gill	3	0	12	4.0	3-0
J. Camp	2	0	15	7.5	2-0
W. Kendall	8	0	31	3.9	3-5
C. Kendrick	9	3	32	3.6	5-4
D. Koger	8	1	35	4.4	3-5
R. McCord	6	2	39	6.5	4-2
M. O'Neal	14	8	71	5.1	9-5
D. Orman	4	0	28	7.0	3-1
T. Wingenter	2	0	9	4.5	1-1

Auburn Overall Rankings

Category	Rank	No.
ERA	7th	340
Opp BA	6th	250
Strike Outs	14th	318
Saves	T-4th	18
BB Allowed	8th	189

Auburn SEC-Only Rankings

Category	Rank	No.
ERA	7th	376
Opp BA	6th	262
Strike Outs	14th	151
Saves	T-3rd	10
BB Allowed	7th	101

AUBURN PITCHING BREAKDOWN

	W-L	ERA	IP	H	R	ER	BB	K	HR	AVG	HOME	W-L	ERA	IP	H	R	ER	BB	K	HR	AVG
STARTERS	13-16	3.71	259.2	260	142	107	96	156	15	.263	22-12	3.09	306.0	274	140	105	109	196	13	.244	
RELIEVERS	20-7	3.05	233.0	198	100	79	93	162	6	.235	ROAD	9-10	4.08	158.2	162	90	72	69	97	8	.269
TOTALS	33-23	3.40	492.2	458	242	186	189	318	21	.250	NEUTRAL	2-1	2.89	28.0	22	12	9	11	25	0	.210



2013 HITTING NOTES

LEFT	BOTH	RIGHT
Andrews		Austin
Burgreen		Cooper
Cimo		Dedrick
Crowe		Ebert
Deese		Gleavenyak
Gillikin		Kelley
Rucker		K. Ortman
Tella		Savage
Wacker		Self
		Smith
		Tomscha

2013 MULTI-HIT GAMES

	2	3	4	5+	Total
Garrett Cooper	14	4	--	--	18
Ryan Tella	12	3	1	--	16
Cullen Wacker	8	5	2	--	15
Jordan Ebert	10	4	--	--	14
Blake Austin	9	2	2	--	13
Damek Tomscha	9	3	--	--	12
Patrick Savage	6	3	1	--	10
Dan Gleavenyak	8	1	--	--	9
Jackson Burgreen	7	--	--	--	7
Hunter Kelley	6	--	--	--	6
Kody Ortman	1	--	--	--	1
Mitchell Self	--	1	--	--	1

CAREER MULTI-HIT GAMES

	2	3	4	5+	Total
Ryan Tella	31	11	2	1	46
Cullen Wacker	28	9	3	--	40
Garrett Cooper	26	8	--	--	34
Blake Austin	19	5	3	--	27
Dan Gleavenyak	21	4	--	--	25
Patrick Savage	12	3	1	--	16
Jordan Ebert	10	4	--	--	14
Damek Tomscha	9	3	--	--	12
Bobby Andrews	8	2	1	--	11
Jackson Burgreen	7	--	--	--	7
Hunter Kelley	6	--	--	--	6
Kody Ortman	1	--	1	--	2
Mitchell Self	--	1	--	--	1

2013 MULTI-RBI GAMES

	2	3	4	5+	Total
Ryan Tella	7	4	--	--	11
Garrett Cooper	7	2	1	--	10
Cullen Wacker	6	1	1	--	8
Damek Tomscha	7	--	--	--	7
Jordan Ebert	5	--	--	--	5
Patrick Savage	4	1	--	--	5
Blake Austin	2	2	--	--	4
Dan Gleavenyak	3	--	--	1	4
Hunter Kelley	2	--	--	--	2
Jackson Burgreen	1	--	--	--	1
Kody Ortman	1	--	--	--	1

CAREER MULTI-RBI GAMES

	2	3	4	5+	Total
Cullen Wacker	17	1	2	--	20
Ryan Tella	11	5	--	1	17
Garrett Cooper	10	5	1	--	16
Dan Gleavenyak	7	2	--	1	10
Blake Austin	4	3	1	1	9
Patrick Savage	6	1	1	--	8
Damek Tomscha	7	--	--	--	7
Jordan Ebert	5	--	--	--	5
Kody Ortman	3	1	--	--	4
Bobby Andrews	1	2	--	--	3
Mitchell Self	3	--	--	--	3
Hunter Kelley	2	--	--	--	2
Jackson Burgreen	1	--	--	--	1

TEAM NOTES

Auburn Overall Rankings

Category	Rank	No.
Avg.	8th	.275
Runs	11th	272
HR	T-5th	31
On-Base	8th	.359
Steals	12th	33

Auburn SEC-Only Rankings

Category	Rank	No.
Avg.	4th	.268
Runs	13th	108
HR	2nd	21
On-Base	5th	.340
Steals	6th	18

2013 AUBURN HOME RUNS

No.	Player (#)	Opponent (Date)	On	Outs	Inn.	Pitcher
1.	D. Tomscha (1)	Maine (2/15)	0	0	9th	Coughlin (R)
2.	G. Cooper (1)	Maine (2/16)	1	2	5th	Voisine (R)
3.	R. Tella (1)	College Of Charleston (2/23)	1	2	3rd	Zokan (L)
4.	J. Burgreen (1)	Eastern Illinois (3/2)	0	0	4th	Greenfield (R)
5.	J. Ebert (1)	Brown (3/8)	0	0	7th	Galan (R)
6.	J. Ebert (2)	at Troy (3/26)	0	1	1st	Sorce (L)
7.	B. Austin (1)	Alabama (3/28)	0	2	7th	Sullivan (R)
8.	H. Kelley (1)	Alabama (3/29)	1	1	3rd	Keller (L)
9.	G. Cooper (2)	Alabama (3/29)	2	1	5th	Keller (L)
10.	G. Cooper (3)	at Texas A&M (4/5)	2	1	10th	Brashear (R)
11.	**C. Wacker (1)	at Texas A&M (4/6)	0	0	3rd	Long (R)
12.	**G. Cooper (4)	at Texas A&M (4/6)	0	0	3rd	Long (R)
13.	B. Austin (2)	at Texas A&M (4/6)	1	1	3rd	Martin (R)
14.	C. Wacker (2)	Georgia (4/13)	1	1	1st	McLaughlin (R)
15.	D. Tomscha (2)	Georgia (4/13)	0	2	5th	Ripple (R)
16.	D. Tomscha (3)	at Samford (4/16)	0	0	7th	Wright (L)
17.	G. Cooper (5)	at Missouri (4/26)	0	0	4th	Zastrzyn (L)
18.	G. Cooper (6)	at Missouri (4/26)	0	0	6th	Zastrzyn (L)
19.	G. Cooper (7)	Ole Miss (5/3)	0	0	4th	Wahl (R)
20.	D. Tomscha (4)	Ole Miss (5/4)	1	0	6th	Greenwood (R)
21.	D. Tomscha (5)	Ole Miss (5/5)	0	2	8th	Huber (R)
22.	D. Gleavenyak (1)	at Jacksonville State (5/7)	2	0	8th	Officer (R)
23.	D. Tomscha (6)	at Jacksonville State (5/7)	1	1	8th	Ponder (L)
24.	D. Gleavenyak (2)	at Jacksonville State (5/7)	2	1	8th	Stout (R)
25.	R. Tella (2)	at Florida (5/10)	1	2	4th	Crawford (R)
26.	J. Ebert (3)	at Florida (5/10)	0	2	9th	Vinson (R)
27.	H. Kelley (2)	at Florida (5/11)	0	0	8th	Maggliozzi (R)
28.	B. Austin (3)	at Florida (5/11)	0	2	9th	Vinson (R)
29.	D. Tomscha (7)	at Florida (5/12)	0	0	5th	Hanhold (R)
30.	R. Tella (3)	at Florida (5/12)	2	2	6th	Young (L)
31.	J. Ebert (4)	Arkansas (5/18)	0	1	2nd	Fant (L)

** Back-to-Back

HOME RUN BREAKDOWN

at Home.....	14	Solo.....	18	1st Inning.....	2
on the Road.....	17	2-Run.....	7	2nd Inning.....	1
at Neutral Sites.....		3-Run.....	6	3rd Inning.....	5
		Grand Slams.....		4th Inning.....	4
vs. RHP.....	21			5th Inning.....	4
vs. LHP.....	10	with 0 Outs.....	13	6th Inning.....	3
		with 1 Out.....	9	7th Inning.....	3
vs. SEC.....	21	with 2 Outs.....	9	8th Inning.....	5
vs. Non-SEC.....	10			9th Inning.....	3
				Extra Innings.....	1

AUBURN CAREER HOME RUN BREAKDOWN

	1R	2R	3R	GS	Career	Home	Road	Last
Andrews	--	--	--	--	--	--	--	--
Austin	3	1	1	--	5	3	2	5/11/13
Burgreen	1	--	--	--	1	1	--	3/2/13
Cimo	--	--	--	--	--	--	--	--
Cooper	6	3	3	--	12	7	5	5/3/13
Crowe	--	--	--	--	--	--	--	--
Dedrick	--	--	--	--	--	--	--	--
Deese	--	--	--	--	--	--	--	--
Ebert	4	--	--	--	4	2	2	5/18/13
Gillikin	--	--	--	--	--	--	--	--
Gleavenyak	1	--	2	--	3	--	3	5/7/13
Kelley	1	1	--	--	2	1	1	5/11/13
K. Ortman	--	2	--	--	2	1	1	2/25/12
Savage	4	1	1	--	6	4	2	5/14/12
Self	--	--	--	--	--	--	--	--
Smith	--	--	--	--	--	--	--	--
Tella	2	4	2	--	8	4	4	5/12/13
Tomscha	5	2	--	--	7	4	3	5/12/13
Wacker	2	2	--	--	4	2	2	4/13/13

HITTING STREAKS

	Current	'13	Career
Bobby Andrews	--	--	5
Blake Austin	--	8	8
Jackson Burgreen	--	5	5
Tanner Cimo	1	1	1
Garrett Cooper	1	15	15
Jordan Ebert	2	13	13
Sam Gillikin	--	4	4
Dan Gleavenyak	2	4	12
Hunter Kelley	4	5	5
Kody Ortman	3	3	3
Patrick Savage	3	9	9
Mitchell Self	3	4	4
Ryan Tella	--	7	9
Damek Tomscha	1	8	8
Cullen Wacker	2	10	10

REACHED BASE STREAKS

	Current	'13	Career
Bobby Andrews	--	--	14
Blake Austin	--	9	9
Jackson Burgreen	--	7	7
Tanner Cimo	1	1	1
Garrett Cooper	20	30	30
Jordan Ebert	4	20	20
Sam Gillikin	--	4	4
Dan Gleavenyak	2	8	27
Hunter Kelley	4	9	9
Kody Ortman	4	6	6
Patrick Savage	3	11	11
Mitchell Self	3	4	4
Ryan Tella	--	14	20
Damek Tomscha	1	16	16
Cullen Wacker	2	11	18

BUNT HITS

Player	No.
Ryan Tella.....	5
Jordan Ebert.....	2
Dan Gleavenyak.....	2
Blake Austin.....	1
Sam Gillikin.....	1
Damek Tomscha.....	1
TOTAL.....	12

SAC BUNTS

Player	No.
Dan Gleavenyak.....	12
Jordan Ebert.....	5
Sam Gillikin.....	3
Mitchell Self.....	3
Ryan Tella.....	3
Damek Tomscha.....	3
Blake Austin.....	2
Garrett Cooper.....	1
Hunter Kelley.....	1
Kody Ortman.....	1
Cullen Wacker.....	1
TOTAL.....	35

OUTFIELD ASSISTS

Player	No.
Ryan Tella.....	5
Cullen Wacker.....	4
Sam Gillikin.....	1





2013 GAME-BY-GAME HITTING

2013 AUBURN BASEBALL
Team Game-by-Game for Auburn (END OF REGULAR SEASON)
Batting (All games)

Date	Opponent	ab	r	h	rbi	2b	3b	hr	tb	bb	ibb	sb	cs	hbp	sac	sf	qdp	k	po	a	e	lob	avg
Feb 15	MAINE	28	3	9	3	3	0	1	15	2	0	0	2	1	1	0	1	5	27	12	2	5	.321
Feb 16	MAINE	34	12	12	10	3	0	1	18	10	0	0	1	3	1	1	0	5	27	15	2	13	.339
Feb 16	MAINE	29	4	7	4	3	1	0	12	5	0	1	0	0	1	1	1	6	27	12	2	8	.308
Feb 17	MAINE	34	8	11	8	3	0	0	14	7	1	1	1	0	0	1	0	5	27	6	2	10	.312
Feb 23	MIDDLE TENNESSEE S	30	1	3	1	0	0	0	3	3	0	0	0	1	0	0	0	6	27	6	2	7	.271
Feb 23	COL. OF CHARLESTON	34	5	11	4	0	0	1	14	4	0	1	1	0	1	0	1	4	27	11	0	10	.280
Feb 24	INDIANA STATE	33	6	12	5	4	0	0	16	2	0	0	1	0	1	1	1	4	27	17	0	7	.293
Feb 26	KENNESAW STATE	33	2	7	1	1	0	0	8	3	0	0	0	1	0	1	0	9	27	12	2	9	.282
Mar 01	EASTERN ILLINOIS	41	10	14	10	1	1	0	17	6	0	2	1	0	0	0	0	6	27	15	0	10	.291
Mar 02	EASTERN ILLINOIS	37	14	13	11	4	1	1	22	7	0	0	1	2	1	0	2	2	27	13	3	9	.297
Mar 03	EASTERN ILLINOIS	33	8	10	7	3	0	0	13	8	1	0	0	0	1	1	1	3	27	9	1	11	.298
Mar 05	vs Alabama	32	6	5	4	0	0	0	5	8	1	1	0	1	1	1	1	6	27	9	3	10	.286
Mar 08	BROWN	34	9	9	8	3	1	1	17	4	0	2	1	0	0	0	1	2	27	13	0	5	.285
Mar 09	BROWN	31	6	10	6	2	0	0	12	4	0	3	0	0	0	1	1	2	27	9	1	7	.287
Mar 10	BROWN	30	6	6	5	2	0	0	8	5	0	1	0	1	1	0	0	5	27	11	0	7	.282
Mar 12	at Kennesaw State	32	8	7	8	1	0	0	8	8	0	0	0	4	1	1	0	9	27	9	0	12	.278
*Mar 15	VANDERBILT	31	2	5	2	0	0	0	5	2	0	0	0	0	0	1	0	6	27	8	0	5	.272
*Mar 16	VANDERBILT	28	1	4	1	0	0	0	4	9	0	0	0	0	2	0	0	8	27	11	0	11	.265
*Mar 17	VANDERBILT	32	6	11	5	4	0	0	15	4	0	1	0	2	3	1	1	5	27	10	2	9	.269
Mar 19	ALABAMA STATE	34	10	13	8	5	0	0	18	3	0	0	0	1	0	1	0	7	27	13	1	5	.275
Mar 20	vs Southern Miss	34	4	5	4	1	0	0	6	6	1	0	1	2	2	0	2	10	33	17	2	8	.269
*Mar 22	at LSU	38	4	12	4	5	0	0	17	4	0	1	0	0	0	0	1	11	24	7	1	11	.271
*Mar 23	at LSU	34	1	10	1	3	0	0	13	3	0	0	1	0	1	0	1	5	24	9	1	10	.272
*Mar 24	at LSU	31	2	6	2	1	0	0	7	3	0	0	0	3	0	1	1	3	24	10	1	9	.269
Mar 26	at Troy	34	2	8	2	1	0	1	12	0	0	0	0	0	0	1	1	14	24	10	4	6	.268
*Mar 28	ALABAMA	33	2	7	2	3	0	1	13	3	0	0	0	0	0	0	1	9	27	9	2	8	.266
*Mar 29	ALABAMA	30	6	7	6	0	0	2	13	5	0	0	0	0	1	0	2	4	27	12	3	6	.265
*Mar 30	ALABAMA	26	0	4	0	1	0	0	5	3	0	0	1	0	0	0	4	4	27	14	2	2	.262
Apr 03	WOFFORD	36	7	14	5	3	0	0	17	2	0	1	0	2	2	1	0	7	27	13	1	12	.266
*Apr 05	at Texas A&M	40	6	12	6	1	0	1	16	1	0	1	1	0	1	0	1	9	30	15	1	6	.268
*Apr 06	at Texas A&M	39	10	14	10	0	0	3	23	3	0	4	0	1	2	1	1	4	27	10	1	9	.271
*Apr 07	at Texas A&M	33	1	7	1	2	1	0	11	1	0	0	1	0	0	0	0	4	24	7	0	6	.269
Apr 10	ALABAMA STATE	27	2	3	2	1	0	0	4	6	0	0	1	1	0	0	0	3	27	14	1	7	.265
*Apr 12	GEORGIA	34	4	12	3	4	0	0	16	4	0	1	0	0	1	1	0	12	27	9	2	12	.268
*Apr 13	GEORGIA	33	8	13	8	3	0	2	22	5	0	0	1	2	1	0	0	1	27	10	1	9	.272
*Apr 13	GEORGIA	29	1	3	1	1	0	0	4	4	0	2	0	0	0	0	2	12	27	13	1	5	.268
Apr 16	at Samford	39	6	14	6	4	0	1	21	3	1	1	0	0	2	0	0	7	27	10	1	11	.270
*Apr 18	at Mississippi State	34	3	9	2	2	0	0	11	3	0	2	0	1	0	0	2	11	24	10	4	8	.270
*Apr 19	at Mississippi State	35	3	10	3	0	0	0	10	2	0	0	1	0	0	1	0	7	27	15	2	8	.271
*Apr 20	at Mississippi State	32	0	6	0	1	0	0	7	3	0	0	1	1	0	0	1	14	24	9	1	9	.269
*Apr 26	at Missouri	34	3	9	3	1	0	2	16	1	0	0	1	0	1	0	0	12	27	8	0	6	.269
*Apr 28	at Missouri	27	1	6	1	1	0	0	7	1	0	0	0	0	0	0	0	2	18	10	1	6	.268
*Apr 28	at Missouri	24	1	6	0	0	0	0	6	3	0	1	0	1	1	0	2	2	18	6	0	7	.267
*May 03	OLE MISS	32	1	5	1	1	0	1	9	2	0	0	0	0	0	0	0	7	27	14	0	6	.265
*May 04	OLE MISS	35	8	12	8	4	0	1	19	3	0	0	0	1	0	1	1	6	27	12	0	8	.267
*May 05	OLE MISS	33	5	11	4	1	0	1	15	3	0	0	0	0	1	0	1	6	27	8	1	8	.268
May 07	at Jacksonville State	40	12	14	11	3	0	3	26	5	0	1	0	0	0	0	3	6	27	8	1	7	.270
May 08	SAMFORD	36	9	15	9	2	0	0	17	2	0	0	0	1	1	2	0	2	27	10	1	9	.274
*May 10	at Florida	37	7	11	7	2	0	2	19	6	1	0	0	0	0	0	1	8	27	14	2	9	.274
*May 11	at Florida	36	4	11	4	1	0	2	18	1	0	0	0	0	0	0	1	7	26	16	1	6	.275
*May 12	at Florida	35	4	10	4	0	0	2	16	1	0	0	0	1	0	0	1	8	27	13	0	6	.275
May 14	JACKSONVILLE STATE	32	1	5	1	2	0	0	7	2	0	0	0	3	0	1	0	6	27	13	0	11	.273
*May 16	ARKANSAS	31	3	10	2	1	0	0	11	1	1	0	2	1	1	0	1	7	27	10	1	7	.274
*May 17	ARKANSAS	33	0	6	0	1	0	0	7	4	0	0	0	0	0	0	0	7	27	13	0	10	.272
*May 18	ARKANSAS	32	11	14	9	1	0	1	18	8	1	5	0	1	1	0	3	7	27	9	1	7	.275
May 21	at Alabama	30	3	8	3	1	0	0	9	3	0	0	1	1	1	1	2	4	24	8	2	7	.275
Totals		1848	272	508	246	101	5	31	712	214	8	33	22	40	35	23	47	353	1478	616	66	452	.275



2013 GAME-BY-GAME RESULTS

AUBURN 2013 DAY BY DAY RESULTS

DATE	OPP	1st Pitch	W/L	SCORE	WP	LP	SV	REC.	SEC		ATT.
									SEC	TIME	
2/15	MAINE	3:00	W	3-2	Dedrick (1-0)	Coughlin (0-1)	--	1-0	--	2:16	4,021
2/16	MAINE (1)	12:00	W	12-3	Camp (1-0)	Heath (0-1)	--	2-0	--	3:00	--
2/16	MAINE (2)	3:40	W	4-3	O'Neal (1-0)	Bazdanos (0-1)	Dedrick (1)	3-0	--	2:42	2,619
2/17	MAINE	11:00	W	8-4	Williamson (1-0)	Connolly (0-1)	Wade (1)	4-0	--	2:45	2,053
2/23	§ MIDDLE TENNESSEE	11:00	L	1-2	Adkins (2-0)	Dedrick (1-1)	Mittura (2)	4-1	--	2:17	--
2/23	§ COLLEGE OF CHARLESTON	2:30	W	5-1	O'Neal (2-0)	Zokan (0-1)	Cochran-Gill (1)	5-1	--	2:42	2,565
2/24	§ INDIANA STATE	1:59	W	6-5	Camp (2-0)	Degano (0-1)	Kendrick (1)	6-1	--	2:32	2,731
2/26	KENNESAW STATE	3:00	L	2-9	Cross (1-0)	D. Ortman (0-1)	--	6-2	--	2:43	2,322
3/1	EASTERN ILLINOIS	3:00	L	10-11	Stenger (1-0)	Dedrick (1-2)	Houdek (1)	6-3	--	3:15	2,526
3/2	EASTERN ILLINOIS	3:00	W	14-7	O'Neal (3-0)	Greenfield (1-1)	Kendrick (2)	7-3	--	2:51	2,110
3/3	EASTERN ILLINOIS	1:00	W	8-2	McCord (1-0)	Grahn (0-1)	--	8-3	--	2:36	2,069
3/5	# vs. Alabama	7:08	W	6-3	Kendrick (1-0)	Hawley (2-1)	--	9-3	--	2:42	6,911
3/6	BROWN	6:00	W	9-4	Williamson (2-0)	French (0-1)	--	10-3	--	2:30	2,197
3/7	BROWN	3:00	W	6-0	O'Neal (4-0)	St. Lawrence (0-1)	--	11-3	--	2:17	2,385
3/8	BROWN	12:00	W	6-3	McCord (2-0)	Carlow (0-2)	--	12-3	--	2:22	2,119
3/12	at Kennesaw State	6:05	W	8-3	D. Ortman (1-1)	Hillyer (1-1)	Camp (1)	13-3	--	2:57	1,015
3/15	* VANDERBILT	6:00	L	2-5	Ziomek (5-0)	Koger (0-1)	B. Miller (5)	13-4	0-1	2:08	2,489
3/16	* VANDERBILT	2:22	L	1-8	Beede (5-0)	O'Neal (4-1)	B. Miller (6)	13-5	0-2	2:47	3,027
3/17	* VANDERBILT	1:00	L	6-8	J. Miller (1-1)	McCord (2-1)	B. Miller (7)	13-6	0-3	3:00	2,650
3/19	ALABAMA STATE	6:00	W	10-2	Wingenter (1-0)	Ricciardi (1-3)	--	14-6	--	2:47	2,949
3/20	& vs. Southern Miss	7:00	W	4-3	Kendrick (2-0)	Livingston (0-1)	--	15-6	--	3:11	2,556
3/22	* at LSU	7:00	L	4-9	Nola (3-0)	Koger (0-2)	--	15-7	0-4	3:22	10,815
3/23	* at LSU	6:30	L	1-5	Eades (5-0)	O'Neal (4-2)	--	15-8	0-5	2:43	10,751
3/24	* at LSU	1:07	L	2-8	Glenn (4-1)	Kendall (0-1)	--	15-9	0-6	2:37	10,960
3/26	at Troy	6:00	L	2-11	Sorce (2-0)	Cochran-Gill (0-1)	--	15-10	--	2:26	1,630
3/28	* ALABAMA	6:00	L	2-6	Sullivan (3-1)	Kendrick (2-1)	Castillo (5)	15-11	0-7	2:34	4,043
3/29	* ALABAMA	6:00	W	6-3	O'Neal (5-2)	Keller (3-3)	Dedrick (2)	16-11	1-7	1:58	3,635
3/30	* ALABAMA	3:06	L	0-2	Turnbull (3-1)	Kendall (0-2)	--	16-12	1-8	2:07	3,911
4/3	WOFFORD	6:00	W	7-4	Camp (3-0)	Del Monte (1-3)	Carter (1)	17-12	--	2:41	2,566
4/5	* at Texas A&M	6:35	W	6-4 (10)	Dedrick (2-2)	Vinson (1-1)	--	18-12	2-8	2:46	4,917
4/6	* at Texas A&M	2:05	W	10-5	O'Neal (6-2)	Long (3-1)	Cochran-Gill (2)	19-12	3-8	2:45	5,472
4/7	* at Texas A&M	1:05	L	1-4	Pineda (3-2)	Kendall (0-3)	Jester (8)	19-13	3-9	2:20	4,662
4/10	ALABAMA STATE	6:00	W	2-1	Dedrick (3-2)	Ruiz (2-2)	--	20-13	--	2:11	2,713
4/12	* GEORGIA	6:00	W	4-3	Camp (4-0)	Dieterich (1-2)	Dedrick (3)	21-13	4-9	2:43	3,526
4/13	* GEORGIA (1)	1:00	W	8-4	O'Neal (7-2)	McLaughlin (3-4)	--	22-13	5-9	2:35	--
4/13	* GEORGIA (2)	4:20	L	1-7	Walsh (2-3)	Kendall (0-4)	--	22-14	5-10	2:22	3,307
4/16	at Samford	6:00	W	6-2	D. Ortman (2-1)	Wright (3-2)	Camp (2)	23-14	--	2:41	1,906
4/18	* at Mississippi State	6:30	L	3-6	Mitchell (7-0)	Kendrick (2-2)	Holder (12)	23-15	5-11	2:49	7,974
4/19	* at Mississippi State	6:35	W	3-1	O'Neal (8-2)	Graveman (5-3)	Dedrick (4)	24-15	6-11	2:17	10,143
4/20	* at Mississippi State	4:00	L	0-6	Lindgren (4-1)	Kendall (0-5)	--	24-16	6-12	2:25	14,562
4/26	* at Missouri	6:00	W	3-1	Kendrick (3-2)	Zastrzyny (2-8)	Dedrick (5)	25-16	7-12	2:12	291
4/28	* at Missouri (1)	12:00	L	1-3 (7)	O'Neal (8-3)	Steele (4-2)	--	25-17	7-13	1:26	--
4/28	* at Missouri (2)	2:00	L	1-4 (7)	Graves (1-5)	Camp (4-1)	Anderson (1)	25-18	7-14	1:50	879
5/3	* OLE MISS	6:00	L	1-6	Wahl (9-0)	Kendrick (3-3)	--	25-19	7-15	2:21	2,701
5/4	* OLE MISS	6:00	W	8-5	Camp (5-1)	Greenwood (3-3)	Dedrick (6)	26-19	8-15	2:50	2,197
5/5	* OLE MISS	1:00	W	5-4	Dedrick (4-2)	Huber (3-2)	--	27-19	9-15	3:00	2,407
5/7	at Jacksonville State	6:30	W	12-8	Schultz (1-0)	Ponder (3-2)	--	28-19	--	3:22	2,612
5/8	SAMFORD	6:00	W	9-3	Carter (1-0)	Terry (1-1)	--	29-19	--	3:02	2,454
5/10	* at Florida	7:05	W	7-4	Kendrick (4-3)	Crawford (3-6)	Dedrick (7)	30-19	10-15	2:57	3,658
5/11	* at Florida	7:05	L	4-5	Vinson (1-0)	Carter (1-1)	--	30-20	10-16	2:28	3,183
5/12	* at Florida	1:05	W	4-1	Williamson (3-0)	Hanhold (0-3)	Dedrick (8)	31-20	11-16	2:26	3,149
5/14	JACKSONVILLE STATE	6:00	L	1-6	Polk (4-6)	Koger (0-3)	--	31-21	--	2:41	2,406
5/16	* ARKANSAS	6:00	W	3-0	Kendrick (5-3)	Astin (4-4)	Dedrick (9)	32-21	12-16	2:24	2,631
5/17	* ARKANSAS	6:00	L	0-1	Stanek (8-2)	O'Neal (8-4)	Suggs (11)	32-22	12-17	2:37	3,239
5/18	* ARKANSAS	1:07	W	11-6	Cochran-Gill (1-1)	Moore (1-3)	Dedrick (10)	33-22	13-17	3:12	2,481
5/21	^ vs. Alabama	12:30	L	3-6	Shaw (2-1)	Carter (1-2)	Castillo (11)	33-23	--	2:38	7,241

§ - Auburn Tournament (Auburn, AL)

- Capital City Classic (Montgomery, AL)

& - at Mobile, Ala.

* - SEC Game

^ - SEC Tournament (Hoover, AL)





SUPERLATIVES & MISCELLANEOUS STATS

STARTS BY POSITION

STARTING PITCHER		
Michael O'Neal	14	9-5
Conner Kendrick	9	5-4
Will Kendall	8	3-5
Daniel Koger	8	3-5
Rocky McCord	6	4-2
Dillon Ortman	4	3-1
Trey Cochran-Gill	3	3-0
Justin Camp	2	2-0
Trey Wingenter	2	1-1

CATCHER		
Blake Austin	48	27-21
Kody Ortman	8	6-2

FIRST BASE		
Garrett Cooper	56	33-23

SECOND BASE		
Jordan Ebert	52	31-21
Tanner Cimo	3	2-1
Mitchell Self	1	0-1

THIRD BASE		
Damek Tomscha	53	31-22
Mitchell Self	3	2-1

SHORTSTOP		
Dan Glevenyak	48	29-19
Mitchell Self	8	4-4

LEFT FIELD		
Cullen Wacker	40	21-19
Jackson Burgreen	15	11-4
Bobby Andrews	1	1-0

CENTER FIELD		
Ryan Tella	56	33-23

RIGHT FIELD		
Hunter Kelley	29	14-15
Jackson Burgreen	14	9-5
Sam Gillikin	13	10-3

DESIGNATED HITTER		
Patrick Savage	34	18-16
Cullen Wacker	14	10-4
Kody Ortman	3	3-0
Jordan Ebert	2	0-2
Blake Austin	1	1-0
Hunter Kelley	1	1-0
Sam Gillikin	1	0-1

2013 AUBURN & OPPONENT HIGHS

TEAM BATTING	AUBURN	OPPONENT
Runs in a game	14, vs. Eastern Illinois (3/2)	11, 2x, Troy (3/26)
Runs in an inning	12, at Jacksonville St. (5/7) [8th]	6, Eastern Illinois (3/1) [9th]
Most Hits in a game	15, vs. Samford (5/8)	13, 3x, Ole Miss (5/3)
Fewest Hits in a game	3, 3x, vs. Georgia (4/13)	2, Alabama (3/30)
Hits in an inning	8, at Jacksonville St. (5/7) [8th]	5, 3x, Vanderbilt (3/17) [9th]
2B in a game	5, 2x, at LSU (3/22)	4, 2x, Vanderbilt (3/17)
3B in a game	1, 5x, at Texas A&M (4/7)	1, multiple times
HR in a game	3, 2x, at Jacksonville St. (5/7)	2, 3x, Samford (4/16)
XBH in a game	6, at Jacksonville St. (5/7)	4, 4x, Arkansas (5/18)
SB in a game	5, vs. Arkansas (5/18)	3, 3x, Texas A&M (4/5)
LOB in a game	13, vs. Maine (2/16)	13, Vanderbilt (3/17)
K in a game	14, 2x, at Miss. State (4/20)	11, Southern Miss (3/20)
BB in a game	10, vs. Maine (2/16)	10, LSU (3/22)

TEAM PITCHING	AUBURN	OPPONENT
K in a game	11, vs. Southern Miss (3/20)	14, 2x, Mississippi State (4/20)
BB in a game	10, at LSU (3/22)	10, Maine (2/16)
Pitchers used	6, 2x, at Troy (3/26)	8, 2x, Jacksonville St. (5/7)
Total Quality Starts	14	19

TEAM FIELDING	AUBURN	OPPONENT
Errors in a game	4, 2x, at Miss. State (4/18)	5, Brown (3/8)
DP turned in a game	3, vs. Alabama (3/30)	4, Alabama (3/30)

IND. BATTING	AUBURN
Hits in a game	4, 6x, last Patrick Savage at Florida (5/11)
Runs in a game	4, 2x, last Damek Tomscha vs. Eastern Illinois (3/2)
2B in a game	3, Blake Austin vs. Ole Miss (5/4)
3B in a game	1, 5x, last Jordan Ebert at Texas A&M (4/7)
HR in a game	2, 2x, last by Dan Glevenyak at Jacksonville St. (5/7)
RBI in a game	6, Dan Glevenyak at Jacksonville St. (5/7)
XBH in a game	3, Blake Austin vs. Ole Miss (5/4)
SB in a game	3, Hunter Kelley vs. Arkansas (5/18)
BB in a game	3, 7x, last Hunter Kelley at Samford (4/16)
K in a game	4, Ryan Tella at Missouri (4/26)
Hitting Streak	15, Garrett Cooper (April 16-May 12)
Consec. G w/HR	3, Damek Tomscha (5/4-5/7)

IND. PITCHING	AUBURN
K by a starter	8, 3x, last Conner Kendrick at Missouri (4/26)
K by a reliever	8, Conner Kendrick vs. Alabama (3/5)
BB by a starter	4, 5x, last by Dillon Ortman at Jacksonville St. (5/7)
BB by a reliever	4, Reid Carter at LSU (3/22)
IP by a starter	9.0, by Michael O'Neal vs. Brown (3/9)
IP by a reliever	6.0, 2x, last by Daniel Koger vs. Alabama (3/30)

MISCELLANEOUS	AUBURN
Biggest comeback win	8, at Jacksonville St. [trailed 8-0, won 12-8] (5/7)
Biggest blown lead loss	6, vs. Eastern Illinois [led 7-1, lost 11-10] (3/1)
Largest margin of victory	9, vs. Maine [12-3] (2/16)
Largest margin of defeat	9, at Troy [2-11] (3/26)
Longest game, Time	3:22, 2x, last at Jacksonville St. (5/7)
Longest game, Time (9 inn)	3:22, 2x, last at Jacksonville St. (5/7)
Shortest game, Time (9 inn)	1:58, vs. Alabama (3/29)
Longest game, Innings	11, vs. Southern Miss (3/20)
Largest crowd, Home	4,043, vs. Alabama (3/28)
Largest crowd, Road	14,562, at Mississippi State (4/20)
Largest crowd, Neutral	7,214, vs. Alabama [Hoover, Ala.] (5/21)

STARTS BY ORDER

LEADOFF		
Jackson Burgreen	22	15-7
Ryan Tella	19	10-9
Hunter Kelley	15	8-7

2ND SPOT		
Jordan Ebert	26	12-14
Dan Glevenyak	18	13-5
Cullen Wacker	12	8-4

3RD SPOT		
Cullen Wacker	24	11-13
Ryan Tella	18	13-5
Garrett Cooper	14	9-5

CLEANUP		
Garrett Cooper	27	15-12
Damek Tomscha	12	8-4
Patrick Savage	12	6-6
Kody Ortman	3	3-0
Cullen Wacker	2	1-1

5TH SPOT		
Damek Tomscha	14	10-4
Dan Glevenyak	12	8-4
Cullen Wacker	11	7-4
Ryan Tella	7	2-5
Patrick Savage	6	2-4
Blake Austin	4	2-2
Garrett Cooper	2	2-0

6TH SPOT		
Garrett Cooper	13	7-6
Jordan Ebert	12	8-4
Jackson Burgreen	7	5-2
Patrick Savage	7	4-3
Damek Tomscha	6	1-5
Cullen Wacker	5	4-1
Sam Gillikin	2	2-0
Blake Austin	2	1-1
Bobby Andrews	1	1-0
Hunter Kelley	1	0-1

7TH SPOT		
Blake Austin	14	7-7
Damek Tomscha	12	6-6
Ryan Tella	12	8-4
Patrick Savage	9	6-3
Kody Ortman	3	3-0
Sam Gillikin	2	2-0
Hunter Kelley	2	1-1
Jordan Ebert	1	0-1
Dan Glevenyak	1	0-1

8TH SPOT		
Blake Austin	19	12-7
Hunter Kelley	10	5-5
Damek Tomscha	9	6-3
Dan Glevenyak	7	3-4
Sam Gillikin	6	4-2
Kody Ortman	5	3-2

9TH SPOT		
Jordan Ebert	15	11-4
Mitchell Self	12	6-6
Dan Glevenyak	10	5-5
Blake Austin	10	6-4
Sam Gillikin	4	2-2
Tanner Cimo	3	2-1
Hunter Kelley	2	1-1



FINAL 2013 SEC STANDINGS

EASTERN DIVISION

	SEC	Pct.	GB	All	Pct.
%Vanderbilt	26-3	.897	--	54-12	.818
South Carolina	17-12	.586	9.0	43-20	.683
Florida	14-16	.467	12.5	29-30	.492
Kentucky	11-19	.367	15.5	30-25	.545
Missouri	10-20	.333	16.5	18-32	.360
Tennessee	8-20	.286	17.5	22-30	.423
Georgia	7-20	.259	18.0	21-32	.396

%- SEC Overall Champion

WESTERN DIVISION

	SEC	Pct.	GB	All	Pct.
&LSU	23-7	.767	--	57-11	.838
Arkansas	18-11	.621	4.5	39-22	.639
Miss. State	16-14	.533	7.0	51-20	.718
Ole Miss	15-15	.500	8.0	38-24	.613
Alabama	14-15	.483	8.5	35-28	.556
Texas A&M	13-16	.448	9.5	34-29	.540
Auburn	13-17	.433	10.0	33-23	.589

& - Western Division Champion, SEC Tournament Champion

2013 NCAA REGIONAL RESULTS

Tallahassee Regional

Troy 5, Alabama 2
Alabama 3, Savannah State 2
Troy 9, Alabama 8

Starkville Regional

Miss. State 5, Central Arkansas 3
Miss. State 6, South Alabama 2
Central Arkansas 5, Miss. State 2
Miss. State 6, Central Arkansas 1

Manhattan Regional

Bryant 4, Arkansas 1
Arkansas 3, Wright State 2
Arkansas 12, Bryant 3
Kansas State 4, Arkansas 3

Columbia Regional

South Carolina 7, SE Louisiana 3
South Carolina 19, Liberty 3
South Carolina 6, Liberty 4

Bloomington Regional

Austin Peay 4, Florida 3
Valparaiso 5, Florida 4

Corvallis Regional

UCSB 6, Texas A&M 4
Texas A&M 6, UTSA 1
Texas A&M 5, UCSB 4
Oregon State 6, Texas A&M 1

Baton Rouge Regional

LSU 11, Jackson State 7
LSU 8, Sam Houston State 5
LSU 5, Louisiana-Lafayette 1

Nashville Regional

Vanderbilt 9, ETSU 1
Vanderbilt 10, Illinois 4
Georgia Tech 5, Vanderbilt 0
Vanderbilt 7, Georgia Tech 1

Chapel Hill Regional

William & Mary 4, Ole Miss 2
Ole Miss 8, Binghamton 4
William & Mary 4, Ole Miss 1

2013 NCAA SUPER REGIONAL RESULTS

Baton Rouge Super Regional

LSU 2, Oklahoma 0
LSU 11, Oklahoma 1

Chapel Hill Super Regional

North Carolina 6, South Carolina 5
South Carolina 8, North Carolina 0
North Carolina 5, South Carolina 4

Charlottesville Super Regional

Miss. State 11, Virginia 6
Miss. State 6, Virginia 5

Nashville Super Regional

Louisville 5, Vanderbilt 3
Louisville 2, Vanderbilt 1

2013 NCAA COLLEGE WORLD SERIES

Omaha, Nebraska

Mississippi State 5, Oregon State 4
UCLA 2, LSU 1
Mississippi State 5, Indiana 4
North Carolina 4, LSU 2
Mississippi State 4, Oregon State 1

National Championship Series

UCLA 3, Mississippi State 1
UCLA 8, Mississippi State 0

TEAM BATTING (All Games)

Team	AVG	G	AB	R	H	2B	3B	HR	RBI	TB	SLG	BB	HBP	SO	GDP	OB	SF	SH	SB-ATT
Vanderbilt	.313	66	2238	459	700	126	17	41	418	983	.439	295	91	394	40	.407	45	57	139-175
LSU	.305	68	2366	439	722	128	16	47	394	1023	.432	293	53	339	51	.389	36	42	54-79
Mississippi State	.293	71	2432	414	713	104	15	30	370	937	.385	287	82	433	53	.382	34	57	58-78
South Carolina	.284	63	2113	377	601	103	13	52	342	886	.419	280	48	380	31	.375	37	37	62-90
Georgia	.279	53	1831	258	510	73	12	31	246	700	.382	168	24	360	45	.342	28	22	29-50
Ole Miss	.276	62	2073	323	573	91	10	23	291	753	.363	214	61	331	44	.356	31	48	46-84
Auburn	.275	56	1848	272	508	101	5	31	246	712	.385	214	40	353	47	.359	23	35	33-55
Tennessee	.275	52	1784	276	490	84	12	13	238	637	.357	192	63	359	14	.363	11	45	85-116
Texas A&M	.270	63	2047	278	553	93	17	26	250	758	.370	176	49	419	46	.339	20	62	85-117
Florida	.269	59	1983	286	533	78	7	28	247	709	.358	190	63	281	51	.347	30	37	55-81
Arkansas	.260	61	2015	298	524	75	12	27	270	704	.349	242	36	378	25	.346	27	52	49-67
Alabama	.259	63	2128	325	552	85	9	26	289	733	.344	222	57	392	51	.342	22	43	51-78
Kentucky	.255	55	1836	284	469	69	9	36	254	664	.362	226	86	372	34	.359	26	43	57-79
Missouri	.245	50	1643	205	402	64	9	15	185	529	.322	161	77	368	37	.338	13	29	20-35

TEAM PITCHING (All Games)

Team	ERA	W	L	G	CG	SHO	CBO	SV	IP	H	R	ER	BB	SO	2B	3B	HR	AB	B/Avg
Arkansas	1.89	39	22	61	1	8	8	19	547.1	413	166	115	195	477	40	1	19	1961	.211
LSU	2.40	57	11	68	5	9	6	16	622.2	488	195	166	172	5206	68	8	21	2235	.218
Vanderbilt	2.76	54	12	66	3	3	2	24	596.0	469	217	183	258	520	68	9	20	2135	.220
Mississippi State	2.79	51	20	71	3	6	5	24	642.1	533	255	199	235	588	71	6	21	2345	.227
South Carolina	3.02	43	20	63	3	8	6	22	561.0	540	234	188	147	485	83	7	18	2149	.251
Ole Miss	3.07	38	24	62	1	6	5	19	557.2	508	237	190	220	431	88	5	27	2070	.245
Auburn	3.40	33	23	56	2	2	1	18	492.2	458	242	186	189	318	69	11	21	1831	.250
Texas A&M	3.43	34	29	63	2	3	3	14	548.2	523	247	209	173	406	83	6	27	2048	.255
Kentucky	3.58	30	25	55	0	2	2	12	495.1	516	248	197	144	373	93	10	30	1897	.272
Alabama	3.70	35	28	63	3	3	2	21	574.0	545	278	236	259	438	95	8	24	2091	.261
Missouri	3.87	18	32	50	5	3	2	6	440.0	484	242	189	152	342	62	10	33	1723	.281
Florida	3.92	29	30	59	1	2	1	12	532.0	512	261	232	186	407	97	13	63	2012	.254
Georgia	4.54	21	32	53	1	2	2	11	472.0	482	271	238	205	335	93	6	21	1767	.273
Tennessee	5.37	22	30	52	6	4	2	9	464.2	521	315	277	191	325	111	17	40	1829	.285

TEAM BATTING (SEC Games)

Team	AVG	G	AB	R	H	2B	3B	HR	RBI	TB	SLG	BB	HBP	SO	GDP	OB	SF	SH	SB-ATT
Vanderbilt	.324	29	1007	204	326	66	7	20	189	466	.463	120	31	174	22	.406	18	24	48-64
LSU	.300	30	1049	181	315	60	8	25	169	466	.444	120	22	175	23	.378	18	20	17-28
Mississippi State	.274	30	1028	149	282	36	2	17	13	373	.363	117	31	213	26	.362	13	18	13-22
Auburn	.268	30	981	108	263	45	1	21	100	373	.380	96	15	208	29	.340	7	17	18-28
Tennessee	.265	28	942	118	250	43	5	9	104	330	.350	84	23	205	9	.338	6	27	35-52
Texas A&M	.263	29	937	111	246	37	5	12	101	329	.351	76	16	212	27	.326	8	29	32-49
Alabama	.262	29	1025	144	269	42	4	14	126	361	.352	90	24	180	19	.334	7	26	13-23
Florida	.262	30	1015	120	266	43	5	13	108	358	.353	87	20	140	24	.330	8	19	25-37
Ole Miss	.258	30	997	138	257	39	3	17	123	353	.354	110	34	152	19	.347	13	27	17-37
South Carolina	.255	29	979	137	250	42	8	20	124	368	.376	99	19	183	14	.332	11	18	17-27
Arkansas	.250	29	964	132	241	36	7	14	119	333	.345	102	16	196	10	.328	12	34	15-23
Georgia	.243	27	902	83	219	36	1	10	77	287	.318	64	8	192	20	.296	8	12	13-23
Kentucky	.234	30	979	114	229	33	3	19	106	325	.332	102	43	206	20	.330	9	23	20-33

TEAM PITCHING (SEC Games)

Team	ERA	W	L	G	CG	SHO	CBO	SV	IP	H	R	ER	BB	SO	2B	3B	HR	B/Avg
Arkansas	2.14	18	11	29	1	3	3	11	264.2	219	93	63	97	234	20	0	13	.226
LSU	2.97	23	7	30	4	4	2	6	275.2	246	101	91	81	197	29	5	13	.242
Vanderbilt	3.10	26	3	29	1	0	0	16	264.0	224	103	91	116	214	30	2	12	.234
South Carolina	3.37	17	12	29	1	2	2	10	259.0	273	118	97	64	212	40	2	10	.271
Mississippi State	3.45	16	14	30	3	2	1	6	266.1	246	123	102	102	212	36	4	16	.248
Ole Miss	3.51	15	15	30														



2013 SEC STATISTICS LEADERS

BATTING AVG

1. Tony Kemp, VU.....	.391
2. Curt Powell, UG.....	.376
3. Stuart Turner, UM.....	.374
4. Mason Katz, LS.....	.370
5. Alex Bregman, LS.....	.369
6. Scott Price, UT.....	.359
7. Garrett Cooper, AU.....	.354
8. Adam Frazier, MS.....	.352
9. Cole Lankford, AM.....	.352
10. Kyle Barrett, UK.....	.349
11. Hunter Renfroe, MS.....	.345
12. Mikey Reynolds, AM.....	.342

SLUGGING PCT

1. Mason Katz, LS.....	.642
2. Hunter Renfroe, MS.....	.620
3. LB Dantzler, SC.....	.617
4. Alex Bregman, LS.....	.546
5. Garrett Cooper, AU.....	.540
6. Connor Harrell, VU.....	.530
7. A.J. Reed, UK.....	.519
8. Stuart Turner, UM.....	.518
9. Cole Lankford, AM.....	.514
10. Joey Pankake, SC.....	.496
11. Brian Anderson, AR.....	.488
12. Tony Kemp, VU.....	.485

ON BASE PCT

1. Garrett Cooper, AU.....	.481
2. Tony Kemp, VU.....	.471
3. Mason Katz, LS.....	.464
4. Alex Detz, MS.....	.449
5. Brian Anderson, AR.....	.448
6. Stuart Turner, UM.....	.444
LB Dantzler, SC.....	.444
8. Conrad Gregor, VU.....	.440
9. Hunter Renfroe, MS.....	.431
10. Spencer Navin, VU.....	.430
11. Curt Powell, UG.....	.425
Will Maddox, UT.....	.425

RUNS SCORED

1. Tony Kemp, VU.....	64
2. Adam Frazier, MS.....	62
3. Connor Harrell, VU.....	60
4. Alex Bregman, LS.....	59
5. Hunter Renfroe, MS.....	56
6. Mason Katz, LS.....	53
Raph Rhymes, LS.....	53
8. Mike Yastrzemski, VU.....	52
9. Kenny Roberts, UA.....	48
Mark Laird, LS.....	48
11. Brian Anderson, AR.....	47
Conrad Gregor, VU.....	47

HITS

1. Adam Frazier, MS.....	107
2. Alex Bregman, LS.....	104
Tony Kemp, VU.....	104
4. Mason Katz, LS.....	90
5. Hunter Renfroe, MS.....	88
6. Raph Rhymes, LS.....	84
7. Stuart Turner, UM.....	83
8. Curt Powell, UG.....	82
9. Three tied at	77

RUNS BATTED IN

1. Mason Katz, LS.....	70
2. Connor Harrell, VU.....	67
3. Hunter Renfroe, MS.....	65
4. LB Dantzler, SC.....	53
5. A.J. Reed, UK.....	52
Alex Bregman, LS.....	52
7. Stuart Turner, UM.....	51
8. Tyler Spoon, AR.....	49
9. Conrad Gregor, VU.....	48
10. Raph Rhymes, LS.....	46
11. Kyle Farmer, UG.....	44
Vince Conde, VU.....	44

DOUBLES

1. Adam Frazier, MS.....	20
2. Mike Yastrzemski, VU.....	19
3. Cole Lankford, AM.....	18
Sean McMullen, LS.....	18
Vince Conde, VU.....	18
Alex Bregman, LS.....	18
7. Justin Shafer, UF.....	17
Christian Ibarra, LS.....	17
9. Hunter Renfroe, MS.....	16
LB Dantzler, SC.....	16
11. Four tied at	15

TRIPLES

1. Adam Frazier, MS.....	7
Alex Bregman, LS.....	7
3. Tony Kemp, VU.....	6
4. Brian Anderson, AR.....	5
5. Cole Lankford, AM.....	4
Dane Opel, MO.....	4
Ben Moore, UA.....	4
8. 11 tied at.....	3

HOME RUNS

1. Mason Katz, LS.....	16
Hunter Renfroe, MS.....	16
3. LB Dantzler, SC.....	15
4. A.J. Reed, UK.....	13
5. Connor Harrell, VU.....	12
6. Joey Pankake, SC.....	11
7. Wes Rea, MS.....	7
Austen Smith, UA.....	7
Garrett Cooper, AU.....	7
Damek Tomscha, AU.....	7
11. 9 tied at.....	6

TOTAL BASES

1. Hunter Renfroe, MS.....	158
2. Mason Katz, LS.....	156
3. Alex Bregman, LS.....	154
4. Adam Frazier, MS.....	141
5. LB Dantzler, SC.....	132
6. Connor Harrell, VU.....	131
7. Tony Kemp, VU.....	129
8. Joey Pankake, SC.....	118
9. Stuart Turner, UM.....	115
10. Raph Rhymes, LS.....	113
11. Three tied at	111

WALKS

1. Conrad Gregor, VU.....	54
2. Alex Detz, MS.....	53
3. LB Dantzler, SC.....	42
4. Graham Saiko, SC.....	41
Brian Anderson, AR.....	41
Mason Katz, LS.....	41
7. Max Kuhn, UK.....	37
Garrett Cooper, AU.....	37
9. Christian Ibarra, LS.....	36
Max Schrock, SC.....	36
11. Hunter Renfroe, MS.....	35
Tony Kemp, VU.....	35

STOLEN BASES

1. Tony Kemp, VU.....	34
2. Xavier Turner, VU.....	22
Will Maddox, UT.....	22
4. Conrad Gregor, VU.....	21
5. Mike Yastrzemski, VU.....	20
6. Mikey Reynolds, AM.....	19
7. Krey Bratsen, AM.....	18
8. Alex Bregman, LS.....	16
Ben Moore, UA.....	16
Blake Allemann, AM.....	16
11. Jack Lupo, VU.....	15
Harrison Bader, UF.....	15

EARNED RUN AVG

1. Ryne Stanek, AR.....	1.39
2. Jordan Montgomery, SC.....	1.48
3. Ross Mitchell, MS.....	1.53
4. Aaron Nola, LS.....	1.57
5. Parker Ray, AM.....	1.73
6. Barrett Astin, AR.....	1.79
7. Randall Fant, AR.....	2.03
8. Bobby Wahl, UM.....	2.03
9. Daniel Mengden, AM.....	2.11
10. Kevin Ziemek, VU.....	2.12
11. Conner Kendrick, AU.....	2.13
12. Tyler Beede, VU.....	2.32

OPPOSING BATTING AVG

1. Tyler Beede, VU.....	.187
2. Aaron Nola, LS.....	.188
3. Kevin Ziemek, VU.....	.188
4. Bobby Wahl, UM.....	.197
5. Daniel Mengden, AM.....	.201
6. Randall Fant, AR.....	.207
7. Ryne Stanek, AR.....	.207
8. Adam Westmoreland, SC.....	.211
9. Parker Ray, AM.....	.213
10. Johnny Magliozzi, UF.....	.213
11. Ross Mitchell, MS.....	.214
12. Jordan Montgomery, SC.....	.222

INNINGS PITCHED

1. Aaron Nola, LS.....	126.0
2. Kevin Ziemek, VU.....	119.0
3. Nolan Belcher, SC.....	117.0
4. Kendall Graveman, MS.....	113.2
5. Daniel Mengden, AM.....	110.2
6. Zack Godley, UT.....	108.1
7. Tyler Beede, VU.....	101.0
8. Ryan Eades, LS.....	100.0
9. Bobby Wahl, UM.....	97.2
10. Ryne Stanek, AR.....	97.1
11. Charley Sullivan, UA.....	94.1
Corey Littrell, UK.....	94.1

BATTERS STRUCK OUT

1. Aaron Nola, LS.....	122
2. Kevin Ziemek, VU.....	115
3. Tyler Beede, VU.....	103
4. Zack Godley, UT.....	98
5. Nolan Belcher, SC.....	95
6. Daniel Mengden, AM.....	94
7. Jonathan Holder, MS.....	90
8. Rob Zastryzny, MO.....	82
Chad Girodo, MS.....	82
10. Patrick Boling, UG.....	81
11. Ryne Stanek, AR.....	79
12. Bobby Wahl, UM.....	78
Ryan Eades, LS.....	78

WINS

1. Tyler Beede, VU.....	14
2. Ross Mitchell, MS.....	13
3. Aaron Nola, LS.....	12
4. Kevin Ziemek, VU.....	11
5. Bobby Wahl, UM.....	10
Ryne Stanek, AR.....	10
7. Chad Girodo, MS.....	9
8. Four tied at	8

SAVES

1. Jonathan Holder, MS.....	21
2. Tyler Webb, SC.....	17
3. Brian Miller, VU.....	16
Chris Cotton, LS.....	16
5. Jason Jester, AM.....	14
6. Colby Suggs, AR.....	13
7. Brett Huber, UM.....	12
Johnny Magliozzi, UF.....	12
Ray Castillo, UA.....	12
Trevor Gott, UK.....	12
11. Terrance Dedrick, AU.....	10

2013 ALL-SEC

FIRST TEAM

1B-	Mason Katz, LSU
2B-	Tony Kemp, Vanderbilt
3B-	Christian Ibarra, LSU
SS-	Alex Bregman, LSU
C-	Stuart Turner, Ole Miss
OF-	Hunter Renfroe, Mississippi State
OF-	Mike Yastrzemski, Vanderbilt
OF-	Raph Rhymes, LSU
DH-	Keaton Steele, Missouri
	A.J. Reed, Kentucky
P-	Ryne Stanek, Arkansas
P-	Aaron Nola, LSU
RP-	Jonathan Holder, Mississippi State

SECOND TEAM

1B-	Garrett Cooper, Auburn
2B-	Brett Pirtle, Mississippi State
	Jacoby Jones, LSU
3B-	Curt Powell, Georgia
	Andrew Mistone, Ole Miss
SS-	Mikey Reynolds, Texas A&M
	Mikey White, Alabama
C-	Grayson Greiner, South Carolina
OF-	Connor Harrell, Vanderbilt
OF-	Brian Anderson, Arkansas
OF-	Krey Bratsen, Texas A&M
DH-	Daniel Mengden, Texas A&M
P-	Tyler Beede, Vanderbilt
P-	Bobby Wahl, Ole Miss
RP-	Tyler Webb, South Carolina

ALL FRESHMAN TEAM

1B-	Josh Lester, Missouri
2B-	Kyle Overstreet, Alabama
3B-	Xavier Turner, Vanderbilt
SS-	Alex Bregman, LSU
C-	Greg Fettes, Kentucky
OF-	Kyle Barrett, Kentucky
OF-	Vincent Jackson, Tennessee
OF-	Harrison Bader, Florida
DH-	Zander Wiel, Vanderbilt
P-	Jack Wynkoop, South Carolina
P-	Sean McLaughlin, Georgia
RP-	Carson Fulmer, Vanderbilt
	Ray Castillo, Alabama

ALL DEFENSIVE TEAM

P-	Daniel Mengden, Texas A&M
1B-	Mason Katz, LSU; Cole Lankford, Texas A&M
2B-	Tony Kemp, Vanderbilt
SS-	Adam Frazier, Mississippi State
3B-	Christian Ibarra, LSU
C-	Stuart Turner, Ole Miss
OF-	Austin Cousino, Kentucky
OF-	Mike Yastrzemski, Vanderbilt
OF-	Hunter Renfroe, Mississippi State

SEC PLAYER OF THE YEAR

Tony Kemp, Vanderbilt

SEC PITCHER OF THE YEAR

Aaron Nola, LSU

SEC FRESHMAN OF THE YEAR

Alex Bregman, LSU

SEC SCHOLAR-ATHLETE OF THE YEAR

Sam Frost, Mississippi State

SEC COACH OF THE YEAR

Tim Corbin, Vanderbilt



2014 SEC BASEBALL TOURNAMENT

The Southeastern Conference Baseball Tournament returns for a 17th straight year to the Hoover Metropolitan Stadium in the south-Birmingham city of Hoover, Ala., May 20-25

The 2014 SEC Baseball Tournament will feature 12 teams and will begin on Tuesday, May 20. Seeds 5-12 will meet in a single elimination format on the opening day of the tournament, followed by traditional double-elimination play Wednesday-Friday. The tournament will return to single elimination play on Saturday. The total number of games played will not change, remaining at 17.

The 12 teams are seeded 1-12 with the two divisional champions and top four seeds guaranteed opening-round byes, with the possibility of earning another later in the bracket. The tournament field will include the top teams from the SEC's Eastern and Western Divisions plus 10 at-large bids seeded 3-12 based on conference winning percentage.

Last season, an epic championship game featured LSU defeating Vanderbilt 5-4 in 11 innings in front of over 10,500 and a national television audience on ESPN2 in a battle between the No. 1 and No. 2 teams in the nation.

The Hoover Met formerly served as home of the Double-A Birmingham Barons (Chicago White Sox) of the Southern League. The stadium also has served as host of the NCAA Men's Soccer Final Four, as well as home to the nationally renowned Hoover Buccaneer high school football program.

Located eight miles south of Birmingham, The Hoover Met seats 10,800 for baseball, but can accommodate over 16,000 when the patio, banquet and side grassy areas are used. The stadium also houses 12 suites and state-of-the-art dressing and training rooms. Wireless internet access was added in 2004, concourse and signage renovation was done in 2005 and a second-level pressbox expansion, new stadium seating and an exterior facelift in 2007 completed a \$6 million renovation project. A new HD video scoreboard was added in 2008, while the SEC introduced the nation to a 'pitch clock' in 2010. A new sound systems and concourse amenities such as refurbished restrooms big screen HDTVs at concessions stands were added in 2012.

The 2013 SEC Baseball Tournament drew 134,396 fans to The Hoover Met, a new record-high for the event. Eight times in the last 11 years the tournament has surpassed the six-digit mark in total attendance.

The SEC is currently scheduled to keep its baseball tournament in Hoover at The Hoover Met through 2016 under the current contract.

All games of the tournament have been televised in high definition since 2008, with ESPN set to broadcast the championship game nationally for the fifth straight year in 2014.

SEC Tournament Seeding: The two division champions shall be automatically seeded number one and number two based on winning percentage in conference competition. The rest shall be seeded numbers three through ten based on winning percentage without regard to division. Ties will be broken in the following manner:

1. Two-Team Tie: When two teams are tied for a finish, the following procedure will be used (in the following order until the tie is broken):

- A. Won-lost results of head-to-head competition between the two tied teams.
- B. If they are divisional opponents:
 - 1. Won-lost percentage within their division (over the 15-game SEC division schedule).
 - 2. Won-lost percentage of the two teams versus the No. 1 team in their division (and proceeding through the No. 7 team, if necessary).
- C. If two teams are not divisional opponents:
 - 1. Won-lost record of the two teams versus the No. 1 seed using common opponents only (and proceeding through the No. 10 seed, if necessary).
 - 2. Coin flip by the Commissioner.

2. Three-Team Tie (or more): When three or more teams are tied for a finish, the following procedure will be used (in descending order until the tie is broken). (Note: If the three tied teams have three different records against each other, they shall be seeded in best-percentage order. Otherwise, once the three-team tie is broken, the two-team tie-breaker will be used):

- A. If all three teams are common opponents: Total won-lost percentage of games played among the tied teams.
- B. Won-lost percentage of the tied teams versus the No. 1 seed and proceeding through the No. 10 seed, if necessary, using common opponents only.
- C. If three or more teams still are tied, the Commissioner will conduct a draw.



2014 Stadium Information

Hoover Metropolitan Stadium — Hoover, Ala.
Capacity: 10,800 (Grandstand)

Field Dimensions

Foul Lines: 340
Power Alleys: 385
Center: 405
Playing Surface: Natural Grass
Year Built: 1988/Renovated 06-07

2013 SEC TOURNAMENT

May 21-26, 2016

Hoover Metropolitan Stadium - Hoover, Ala.

TUESDAY, MAY 21

Game 1 #6 Ole Miss 4, #11 Kentucky 1 [FSN]
 Game 2 #7 Alabama 6, #10 Auburn 3 [FSN]
 Game 3 #9 Texas A&M 6, #8 Alabama 3 [CSS]
 Game 4 #5 Miss. State 2, #12 Missouri 1 (17 inn.) [CSS]

WEDNESDAY, MAY 22

Game 5 #3 Arkansas 2, Ole Miss 1 (10 inn.) [CSS]
 Game 6 #2 LSU 3, Alabama 0 [CSS]
 Game 7 Texas A&M 5, #1 Vanderbilt 0 [CSS]
 Game 8 Miss. State 5, #4 South Carolina 3 [CSS]

THURSDAY, MAY 23

Game 9 Alabama 7, Ole Miss 5 (10 inn.) [SPSO]
 Game 10 Vanderbilt 4, South Carolina 3 (10 inn.) [SPSO]
 Game 11 Arkansas 4, LSU 1 [SPSO]
 Game 12 Miss. State 6, Texas A&M 4 [SPSO]

FRIDAY, MAY 24

Game 13 LSU 3, Alabama 2 [CSS]
 Game 14 Vanderbilt 3, Texas A&M 0 [CSS]

SATURDAY, MAY 25

Game 15 LSU 3, Arkansas 2 [ESPNEWS]
 Game 16 Vanderbilt 16, Miss. State 8 [ESPNEWS]

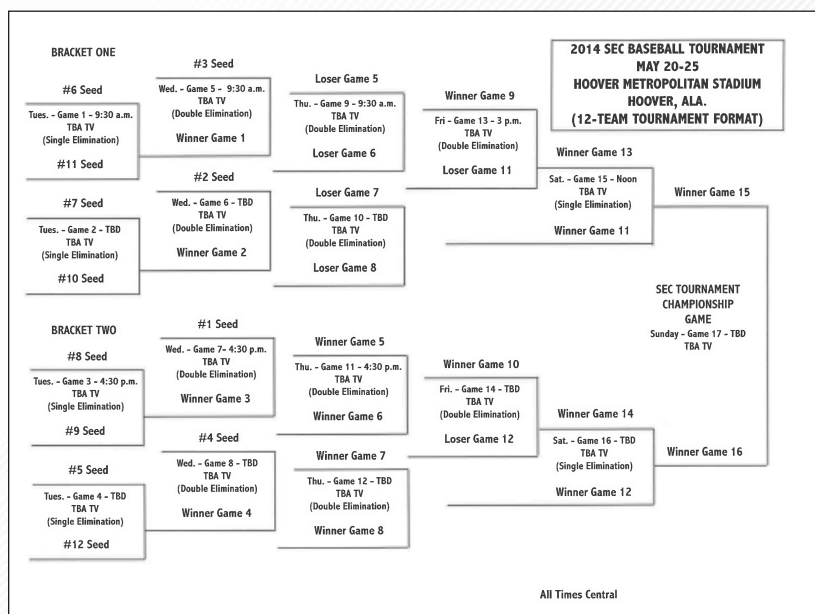
SUNDAY, MAY 26

Game 17 LSU 5, Vanderbilt 4 (11 inn.) [ESPN2]

ALL-TOURNAMENT TEAM

P - Tyler Beede, Vanderbilt; Daniel Mengden, Texas A&M
 P - Ryne Stanek, Arkansas; Chris Cotton, LSU
 C - Stuart Turner, Ole Miss
 1B - Conrad Gregor, Vanderbilt
 2B - Tony Kemp, Vanderbilt
 3B - Christian Ibarra, LSU
 SS - Adam Frazier, Mississippi State
 OF - Connor Harrell, Vanderbilt; Hunter Renfroe, Miss. State
 OF - Tyler Spoon, Arkansas; Jared Foster, LSU
 OF - Matt Vinson, Arkansas
 DH - Sean McMullen, LSU; Zander Wiel, Vanderbilt

MVP- Chris Cotton, LSU





**INDIVIDUAL HITTING****GAMES PLAYED**

Season: 65, Shawn McNally (1994); Brandon Moore (1994); Jay Waggoner (1994)
 Career: 246, Jay Waggoner (1992-95)

AT BATS

Game: 9, Trey Gainous at Miss. State (3/22/87); Rock Wilson at Miss. State (3/22/87); Johnny Simmons at Florida (4/22/72); Wayne Hall at Florida (4/22/72)
 Season: 291, Jay Waggoner (1994)
 Career: 998, Jay Waggoner (1992-95)

RUNS

Game: 5, by several players, last by Casey McElroy vs. Troy (4/28/09)
 Season: 83, Gabe Gross (2000)
 Career: 232, Mailon Kent (1998-2001)

HITS

Game: 6, Tyler Johnstone vs. Elon (2/25/05); Josh Etheredge at S. Carolina (3/9/97); Andy Merchant at Florida (4/22/72)
 Season: 119, Jay Waggoner (1994)
 Career: 341, Jay Waggoner (1992-95)

RUNS BATTED IN

Game: 10, Bob Berry vs. Huntingdon (4/15/82)
 Season: 103, Todd Faulkner (2000)
 Career: 269, Josh Etheredge (1995-98)

SINGLES

Season: 88, Jay Waggoner (1994)
 Career: 266, Jay Waggoner (1992-95)

DOUBLES

Inning: 2, Jamie Kersh vs. Mercer (4/15/97, 2nd); Tim Hudson vs. Morehead St. (2/8/97, 5th); Jay Waggoner vs. Troy St. (3/2/94, 1st)
 Game: 4, Ken Dempsey vs. Georgia (1971)
 Season: 27, Todd Faulkner (2000)
 Career: 71, Todd Faulkner (1998-2001)

TRIPLES

Game: 2, Jay Gonzalez vs. Alabama State (2/28/12); Dominic Rich vs. UNCC (3/4/00-G. 2); Todd Faulkner vs. Tennessee (4/11/99); Todd O'Donnell at Alabama (4/20/91, G.2); Tony Haney vs. Jacksonville St. (4/10/85); Frank Fryer at Florida (4/2/65)
 Season: 10, Trey Gainous (1986)
 Career: 20, Rock Wilson (1984-87)

HOME RUNS

Game: 3, by several players, last by Tony Caldwell at Kentucky (4/9/11)
 Season: 23, Hunter Morris (2010)
 Career: 59, Josh Etheredge (1995-98)

EXTRA-BASE HITS

Season: 49, Todd Faulkner (2000)
 Career: 125, Todd Faulkner (1998-2001)

TOTAL BASES

Game: 14, Tony Caldwell at Kentucky (4/9/11); Bo Jackson at Georgia (4/2/85); Bob Berry vs. Huntingdon (4/3/82)
 Season: 202, Hunter Morris (2010)
 Career: 532, Todd Faulkner (1998-2001)

STOLEN BASES

Game: 3, by 11 players including five times by Mailon Kent [last: Jay Gonzalez vs. Alabama State (2/28/12)]
 Season: 40, Mailon Kent (1999)
 Career: 90, Mailon Kent (1998-01)

BASES ON BALLS

Game: 4, by several players, last by Caleb Bowen vs. Alabama State (2/29/12)
 Season: 73, Frank Thomas (1989)
 Career: 160, Jeff Leatherman (1988-91)

STRIKEOUTS

Game: 5, Kevin Patterons vs. Charleston Southern (3/17/09); Ross Smith vs. Troy (4/25/07); Russell Whittenburg vs. Arkansas (5/19/94)
 Season: 77, Kevin Chabot (1995)
 Career: 199, Josh Etheredge (1995-98)

HIT BY PITCH

Game: 3, Trent Mummey vs. Lipscomb (2/24/09); Mike Bianucci vs. Samford (4/22/08)
 Season: 20, Robert Lewis (1994)
 Career: 29, Trent Mummey (2008-10)

SACRIFICES

Season: 21, Rob Macrory (1996)
 Career: 58, Rob Macrory (1994-97)

SACRIFICE FLIES

Season: 9, Casey Dunn (1998)

BATTING AVERAGE

Season: .433, Paul Foster (1985)
 Career: .385, Jimmy Barfield (1963-64)

SLUGGING PERCENTAGE

Season: .864, Bo Jackson (1985)
 Career: .722, Frank Thomas (1987-89)

ON-BASE PERCENTAGE (Since 1984)

Season: .568, Frank Thomas (1989)
 Career: .527, Frank Thomas (1987-89)

HOME RUN PERCENTAGE (at bats per HR)

Season: 7.75 (16 in 124 ABs), Kevin Patterson (2010)
 Career: 10.14 (28 in 284 ABs), Bo Jackson (1983, 85-86)

MULTI-HOME RUN GAMES (Since 1979)

Season: 5, Brian Fletcher (2010)
 Career: 9, Brian Fletcher (2008-10)

MULTI-HIT GAMES (Since 1979)

Season: 38, Jay Waggoner (1994)
 Career: 101, Jay Waggoner (1992-95)

MULTI-RBI GAMES (Since 1979)

Season: 29, Tim Hudson (1997)
 Career: 74, Josh Etheredge (1995-98)

INDIVIDUAL & TEAM RECORDS**HITTING STREAK**

Season: 31 games, Casey Dunn (Feb. 22 [G.1]-Apr. 15, 1997)
 27 games, Justin Fradejas (Mar. 23-May 7, 2010)
 26 games, Scott Pratt (Mar. 21- May 5, 1998)
 25 games, Mailon Kent (Mar. 11-Apr. 29, 2000)
 23 games, Steve Renfroe (1977)

INDIVIDUAL PITCHING**EARNED RUN AVERAGE**

Season: 0.99, Paul Susce (1954)
 Career: 1.69, Q.V. Lowe (1966-67)

GAMES PITCHED

Season: 44, John Madden (2005)
 Career: 108, Colter Bean (1997-2000)

GAMES STARTED

Season: 24, Ryan Halla (1995)
 Career: 77, John Powell (1990-94)

GAMES RELIEVED (Since 1975)

Season: 44, John Madden (2005)
 Career: 106, Colter Bean (1997-2000)

WINS

Season: 16, Ryan Halla (1995)
 Career: 43, John Powell (1990-94)

LOSSES

Season: 10, Mike Ferry (1990)
 Career: 20, John Powell (1990-94)

WINNING PERCENTAGE

Season: 1.000, Levale Speigner, 10-0 (2003); Jimmy Crysel, 9-0 (1964); Terry Leach, 9-0 (1974); Ed Ohman, 7-0 (1988); Lloyd Nix, 6-0 (1959); Phil Constan, 5-0 (1980); John Powell, 5-0 (1990)

Career (10 or more decisions):

.885, Q.V. Lowe, 23-3 (1966-67)

Career (20 or more decisions):

.885, Q.V. Lowe, 23-3 (1966-67)

SAVES

Season: 19, Finley Woodward (1995)
 Career: 29, Finley Woodward (1995-97)

COMPLETE GAMES

Season: 10, Joe Beckwith (1977); Q.V. Lowe (1967)
 Career: 20, Joe Beckwith (1974-77)

SHUTOUTS

Season: 3, Tommy Youngblood (1989); Joe Beckwith (1976)
 Career: 6, Joe Beckwith (1974-77)

INNINGS PITCHED

Game: 14.0, Quineth Red Roberts vs. Alabama (SEC Playoff)
 Season: 146.2, Ryan Halla (1995)
 Career: 477.0, John Powell (1990-94)





INDIVIDUAL & TEAM RECORDS

RUNS ALLOWED

Season: 73, Ward Yerby (1983)
 Career: 232, Mark Chapman (1984-87)

EARNED RUNS ALLOWED

Season: 61, Ward Yerby (1983)
 Career: 185, Mark Chapman (1984-87)

HITS ALLOWED

Season: 137, Kevin Humphreys (1994)
 Career: 406, John Powell (1990-94)

STRIKEOUTS

Game: 15, Chris Bootcheck vs. W. Virginia (3/6/99) [8.0 IP]; Tim Hudson vs. Winthrop (2/26/97) [7.0 IP]; John Powell at Ole Miss (4/29/94) [7.1 IP]; Mark Chapman vs. Clemson (3/21/86) [9.0 IP]
 Season: 191, John Powell (1993)
 Career: 602, John Powell (1990-94)

BASES ON BALLS

Season: 77, Quineth Roberts (1958)

WILD PITCHES

Season: 15, Jason Johnson (1993)
 Career: 29, Jon Hebel (1990-93); Scott Tillery (1983-86)

HIT BATSMEN

Season: 13, Eric Brandon (2002)

STRIKEOUTS PER NINE INNINGS

Season: 14.13 (113 in 72 IP), Gregg Olson (1988)
 Career: 11.89 (255 in 193.0 IP), Tim Hudson (1996-97)
 11.36 (602 in 477.0 IP), John Powell (1990-94)

HITS PER NINE INNINGS

Season: 5.40 (51 in 85 IP), Q.V. Lowe (1966)
 Career: 5.87 (139 in 213 IP), Q.V. Lowe (1966-67)

TEAM HITTING

AT BATS

Game: 66 at Florida (4/22/72) [20 inn.]
 Season: 2,428 in 1997

RUNS

Inning: 16 vs. Troy St. (3/2/94) [1st]
 Game: 32 vs. Troy State (3/2/94)
 Season: 613 in 1997

HITS

Game: 27 vs. Troy State (3/2/94)
 Season: 828 in 1997

RUNS BATTED IN

Game: 30 vs. Troy State (3/2/94)
 Season: 577 in 1997

SINGLES

Season: 560 in 1997

DOUBLES

Season: 165 in 1997, 1998

TRIPLES

Season: 26 in 1986

HOME RUNS

Season: 131 in 2010

EXTRA-BASE HITS

Season: 293 in 2010

TOTAL BASES

Season: 1,385 in 2010

STOLEN BASES

Season: 116 in 1974

BASE ON BALLS

Season: 349 in 1989

STRIKEOUTS

Game: 18 vs. South Carolina (3/17/06)
 Season: 484 in 2009

HIT BY PITCH

Season: 73 in 2010

BATTING AVERAGE

Season: .348 in 2010

SLUGGING PERCENTAGE

Season: .591 in 2010

ON-BASE PERCENTAGE

Season: .428 in 1998

TEAM PITCHING

EARNED RUN AVERAGE

Season: 2.09 in 1967

SAVES

Season: 23 in 1995

COMPLETE GAMES

Season: 21 in 1967

SHUTOUTS

Season: 9 in 1988

INNINGS PITCHED

Game: 20.0 at Florida (4/22/72)
 Season: 591.2 in 1997

STRIKEOUTS

Game: 25 vs. Arkansas (5/19/94)
 Season: 629 in 1997

MISCELLANEOUS RECORDS

Games: 67 in 1997
 Wins: 50 in 1997, 1995
 Losses: 34 in 2006, 1983
 Winning Percentage: .794 in 1995 (50-13)
 Consecutive Wins: 17 in 1997
 Consecutive Losses: 10 in 2006
 SEC Wins: 20 in 2010
 SEC Losses: 21 in 2006
 SEC Winning Percentage: .882 in 1967 (15-2)
 Consecutive SEC Wins: 10 in 1987, 1967
 Consecutive SEC Losses: 10 in 2006
 Consecutive Winning Seasons: 23, 1956-77
 Consec. home games without being shutout: 190, 4/18/98-3/9/04
 Consec. non-conference home wins: 41, 2/7/97-4/22/98
 Consecutive one-run victories: 7, 1984
 Consecutive one-run games: 6 (5-1), May 3-12, 2002
 Most one-run wins, season: 12, 1967, 1981
 Most one-run losses, season: 14, 2005
 Most one-run games, season: 21, 1991, 2005



SINGLE SEASON TOP 10 - HITTING

GAMES PLAYED	G
1. Heath Kelly (1997)	67
Jamie Kersh (1997)	67
3. Casey Dunn (1999)	65
Todd Faulkner (1999)	65
Mailon Kent (1999)	65
Dominic Rich (1999)	65
Chad Wandall (1999)	65
Tim Hudson (1997)	65
Rob Macrory (1997)	65
Chad Wandall (1997)	65
Shawn McNally (1994)	65
Brandon Moore (1994)	65
Jay Waggoner (1994)	65

AT BATS	AB
1. Jay Waggoner (1994)	291
2. Casey Dunn (1998)	275
3. Tim Hudson (1997)	273
4. Hunter Morris (2010)	272
Javon Moran (2003)	272
6. Casey Dunn (1999)	269
Mailon Kent (1999)	269
Rob Macrory (1997)	269
Brandon Moore (1994)	269
10. Jay Waggoner (1995)	268

RUNS	R
1. Gabe Gross (2000)	83
2. Scott Pratt (1998)	82
3. Adam Sullivan (1997)	81
4. Mailon Kent (2000)	80
5. Mailon Kent (1999)	79
Josh Etheredge (1997)	79
7. Rob Macrory (1997)	77
8. Dominic Rich (2000)	72
9. Josh Etheredge (1998)	71
Tim Hudson (1997)	71
Rock Wilson (1987)	71

HITS	H
1. Jay Waggoner (1994)	119
2. Tim Hudson (1997)	108
3. Hunter Morris (2010)	105
Todd Faulkner (2000)	105
Scott Pratt (1998)	105
6. Adam Sullivan (1997)	103
7. Gabe Gross (2000)	102
Casey Dunn (1999)	102
Mailon Kent (1999)	102
10. Rob Macrory (1997)	99

RUNS BATTED IN	RBI
1. Todd Faulkner (2000)	103
2. Tim Hudson (1997)	95
3. Josh Etheredge (1998)	90
4. Gabe Gross (2000)	86
Casey Dunn (1999)	86
6. Frank Thomas (1989)	83
7. Josh Etheredge (1997)	82
8. Josh Etheredge (1996)	78
9. Hunter Morris (2010)	76
10. Paul Foster (1985)	74

SINGLES	1B
1. Jay Waggoner (1994)	88
2. Javon Moran (2002)	81
Mailon Kent (1999)	81
4. Adam Sullivan (1997)	80
5. Brandon Moore (1994)	71
Clark Preble (1989)	71
7. Tyler Johnstone (2005)	70
8. Tim Hudson (1997)	69
Rob Macrory (1997)	69
10. Jay Waggoner (1993)	68

DOUBLES	2B
1. Todd Faulkner (2000)	27
2. Gabe Gross (2000)	26
3. Karl Amonite (2005)	25
Tug Hulett (2003)	25
Tony Haney (1986)	25
6. Rob Macrory (1997)	24
Kevin Chabot (1995)	24
8. Gabe Gross (1999)	23
Jamie Kersh (1999)	23
Jay Waggoner (1995)	23
Jay Waggoner (1994)	23
Chad Wandall (1998)	23

TRIPLES	3B
1. Trey Gainous (1986)	10
2. Javon Moran (2003)	7
Dominic Rich (2000)	7
Adam Sullivan (1996)	7
Jim Pyburn (1954)	7
Rock Wilson (1984)	7
Rock Wilson (1987)	7
8. Clete Thomas (2005)	6
Clete Thomas (2004)	6
Jimmy Barfield (1964)	6
Frank Fryer (1965)	6
Bo Jackson (1985)	6
Scott Pratt (1998)	6

HOME RUNS	HR
1. Hunter Morris (2010)	23
2. Brian Fletcher (2010)	22
Todd Faulkner (2000)	22
4. Josh Etheredge (1998)	21
Frank Thomas (1987)	21
6. Josh Etheredge (1997)	20
Todd Faulkner (1998)	20
8. Joseph Sanders (2009)	19
Frank Thomas (1989)	19
10. Tim Hudson (1997)	18
Tim Lemons (1985)	18

EXTRA BASE HITS	EBH
1. Todd Faulkner (2000)	49
2. Hunter Morris (2010)	46
3. Doug Gilcrease (1982)	41
Frank Thomas (1989)	41
Josh Etheredge (1998)	41
6. Brian Fletcher (2010)	40
Gabe Gross (2000)	40
8. Tim Hudson (1997)	39
9. Josh Etheredge (1997)	38
Scott Pratt (1998)	38

TOTAL BASES	TB
1. Hunter Morris (2010)	202
2. Todd Faulkner (2000)	198
3. Tim Hudson (1997)	183
4. Brian Fletcher (2010)	175
5. Casey Dunn (1999)	171
Scott Pratt (1998)	171
7. Gabe Gross (2000)	169
8. Josh Etheredge (1998)	168
9. Frank Thomas (1989)	165
10. Jay Waggoner (1994)	161

MULTI-HIT GAMES	G
1. Jay Waggoner (1994)	38
2. Tim Hudson (1997)	35
Brandon Moore (1994)	35
4. Scott Pratt (1998)	33
Rob Macrory (1997)	33
Gabe Gross (2000)	33
7. Tug Hulett (2003)	32
Todd Faulkner (2000)	32
Adam Sullivan (1997)	32
10. Mailon Kent (1999)	31
Javon Moran (2002)	31

MULTI-RBI GAMES	G
1. Tim Hudson (1997)	29
2. Todd Faulkner (2000)	27
3. Josh Etheredge (1998)	26
4. Gabe Gross (2000)	25
5. Brian Fletcher (2010)	23
Casey Dunn (1999)	23
Josh Etheredge (1997)	23
8. Josh Etheredge (1996)	21
Frank Thomas (1989)	21
10. Gabe Gross (1999)	20
Casey Dunn (1998)	20

STOLEN BASES	SB
1. Mailon Kent (1999)	40
2. Scott Pratt (1998)	33
3. Jay Gonzalez (2012)	30
4. Bruce Edwards (2007)	28
Dom Fucci (1978)	28
6. Mailon Kent (2000)	27
7. Javon Moran (2003)	26
Rob Macrory (1997)	26
Curt Cope (1974)	26
Rock Wilson (1987)	26

BASES ON BALLS	BB
1. Frank Thomas (1989)	73
2. Gabe Gross (2000)	59
3. Gabe Gross (2001)	57
Mark Bellhorn (1995)	57
5. Dominic Rich (1999)	55
Dominic Rich (1998)	55
7. Kevin Chabot (1995)	51
Scott Pratt (1998)	51
9. Josh Etheredge (1997)	47
Jeff Leatherman (1991)	47

STRIKEOUTS	K
1. Kevin Chabot (1995)	77
2. Brian Fletcher (2009)	76
3. Brian Fletcher (2010)	67
4. Josh Bell (2004)	65
5. Josh Etheredge (1998)	62
6. Clete Thomas (2005)	61
Kevin Chabot (1994)	61
8. Scott Schade (2003)	60
9. Kevin Patterson (2009)	58
Frank Sanders (1994)	58

HIT BY PITCH	HBP
1. Robert Lewis (1994)	20
2. Jeff Powell (1989)	19
3. Trent Mummey (2009)	17
4. Robert Brooks (2007)	16
5. Brett Burnham (2001)	14
6. Garrett Cooper (2012)	13
Brett Burnham (2000)	13
8. Hunter Morris (2010)	12
Andy Bennett (2006)	12
John Tyler (1999)	12

BATTING AVERAGE	BA
1. Paul Foster (1985)	.433
2. Jim Pyburn (1954)	.432
3. Gabe Gross (2000)	.430
4. Todd Faulkner (2000)	.423
5. Alan Koch (1959)	.419
6. Joey Martin (1971)	.417
7. Larry Nichols (1962)	.412
8. Jay Waggoner (1994)	.409
9. Scott Pratt (1998)	.407
10. Andy Merchant (1969)	.403

SLUGGING PCT	PCT
1. Bo Jackson (1985)	.837
2. Frank Thomas (1989)	.801
3. Todd Faulkner (2000)	.798
4. Trent Mummey (2010)	.797
5. Jim Pyburn (1954)	.784
6. Kevin Patterson (2010)	.782
Doug Gilcrease (1982)	.782
8. Hunter Morris (2010)	.743
9. Paul Foster (1985)	.741
10. Joseph Sanders (2009)	.737

ON BASE AVERAGE	OBA
1. Frank Thomas (1989)	.568
2. Gabe Gross (2000)	.536
3. Frank Thomas (1988)	.509
4. Scott Pratt (1998)	.503
5. Todd Faulkner (2000)	.502
6. Bo Jackson (1985)	.500
7. Tim Edge (1990)	.498
8. Adam Sullivan (1997)	.482
9. Jeff Leatherman (1991)	.476
10. Paul Foster (1985)	.473





CAREER TOP 10 - HITTING

AT BATS	AB
1. Jay Waggoner (1992-95)	998
2. Brandon Moore (1991-94)	917
3. Casey Dunn (1996-99)	905
4. Chad Wandall (1996-99)	901
5. Mailon Kent (1998-01)	879
6. Todd Faulkner (1998-01)	868
7. Jamie Kersh (1996-99)	838
8. Rock Wilson (1984-87)	801
9. Javon Moran (2001-03)	793
10. Dominic Rich (1998-00)	780

GAMES PLAYED	GP
1. Jay Waggoner (1992-95)	246
2. Chad Wandall (1996-99)	245
3. Brandon Moore (1991-94)	242
4. Mailon Kent (1998-01)	232
5. Casey Dunn (1996-99)	231
6. Mike Killimett (1991-94)	230
7. Jamie Kersh (1996-99)	228
8. Jeff Leatherman (1988-91)	227
9. Josh Etheredge (1995-98)	222
10. Andrew Albrecht (1988-91)	221

RUNS	R
1. Mailon Kent (1998-01)	232
2. Jay Waggoner (1992-95)	208
3. Dominic Rich (1998-00)	207
4. Josh Etheredge (1995-98)	207
5. Rock Wilson (1984-87)	201
6. Todd Faulkner (1998-01)	197
7. Casey Dunn (1996-99)	197
8. Chad Wandall (1996-99)	194
9. Rob Macrory (1994-97)	194
10. Gabe Gross (1999-01)	184

HITS	H
1. Jay Waggoner (1992-95)	341
2. Mailon Kent (1998-01)	309
3. Casey Dunn (1996-99)	307
4. Brandon Moore (1991-94)	304
5. Todd Faulkner (1998-01)	303
6. Chad Wandall (1996-99)	280
7. Javon Moran (2001-03)	267
8. Jamie Kersh (1996-99)	261
9. Gabe Gross (1999-01)	259
10. Rock Wilson (1984-87)	258

RUNS BATTED IN	RBI
1. Josh Etheredge (1995-98)	269
2. Todd Faulkner (1998-01)	255
3. Casey Dunn (1996-99)	232
4. Gabe Gross (1999-01)	218
5. Frank Thomas (1987-89)	205
6. Jamie Kersh (1996-99)	197
7. Paul Foster (1983-86)	173
8. Brian Fletcher (2008-10)	171
9. Kevin Chabot (1993-95)	171
10. Mailon Kent (1998-01)	170
11. Chad Wandall (1996-99)	170

SINGLES	1B
1. Jay Waggoner (1992-95)	266
2. Brandon Moore (1990-94)	245
3. Mailon Kent (1998-01)	232
4. Casey Dunn (1996-99)	212
5. Javon Moran (2001-03)	203
6. Chad Wandall (1996-99)	193
7. Jeff Leatherman (1988-91)	192
8. Rob Macrory (1994-97)	190
9. Rock Wilson (1984-87)	190
10. Justin Hargett (2008-11)	189

DOUBLES	2B
1. Todd Faulkner (1998-01)	71
2. Gabe Gross (1999-00)	68
3. Chad Wandall (1996-99)	61
4. Casey Dunn (1996-99)	60
5. Tony Haney (1985-88)	60
6. Bobby Huddleston (2000-03)	56
7. Mailon Kent (1998-01)	56
8. Jamie Kersh (1996-99)	55
9. Josh Etheredge (1995-98)	55
10. Jay Waggoner (1992-95)	55

TRIPLES	3B
1. Rock Wilson (1984-87)	20
2. Clete Thomas (2003-05)	16
3. Trey Gainous (1985-87)	15
4. Javon Moran (2001-03)	13
5. Andrew Albrecht (1988-91)	13
6. Dominic Rich (1998-00)	12
7. Jay Waggoner (1992-95)	10
8. Mark Hatchett (1972-75)	10
9. Adam Sullivan (1996-97)	9
10. Jimmy Barfield (1963-64)	9
11. Chris Christopher (1991-93)	9
12. Jim Pyburn (1953-55)	9
13. Johnny Tutt (1980-81)	9

HOME RUNS	HR
1. Josh Etheredge (1995-98)	59
2. Todd Faulkner (1998-01)	50
3. Brian Fletcher (2008-10)	49
4. Frank Thomas (1987-89)	49
5. Hunter Morris (2008-10)	46
6. Trent Mummey (2008-10)	36
7. Kevin Chabot (1993-95)	36
8. Kevin Patterson (2008-11)	35
9. Mike Bianucci (2006-08)	35
10. Gabe Gross (1999-01)	35
11. Paul Foster (1983-86)	35

EXTRA-BASE HITS	EBH
1. Todd Faulkner (1998-01)	125
2. Josh Etheredge (1995-98)	119
3. Gabe Gross (1999-01)	108
4. Frank Thomas (1987-89)	104
5. Brian Fletcher (2008-10)	98
6. Casey Dunn (1996-99)	95
7. Hunter Morris (2008-10)	93
8. Jamie Kersh (1996-99)	92
9. Chad Wandall (1996-99)	87
10. Kevin Chabot (1993-96)	85

TOTAL BASES	TB
1. Todd Faulkner (1998-01)	532
2. Josh Etheredge (1995-98)	490
3. Casey Dunn (1996-99)	470
4. Jay Waggoner (1992-95)	446
5. Gabe Gross (1999-01)	442
6. Frank Thomas (1987-89)	434
7. Hunter Morris (2008-10)	426
8. Mailon Kent (1998-01)	421
9. Jamie Kersh (1996-99)	420
10. Chad Wandall (1996-99)	414

MULTI-HR GAMES	G
1. Brian Fletcher (2008-10)	9
2. Josh Etheredge (1995-98)	8
3. Frank Thomas (1987-89)	8
4. Hunter Morris (2008-10)	5
5. Trent Mummey (2008-10)	4
6. Josh Bell (2003-05)	4
7. Tim Lemons (1984-85)	4
8. Bob Berry (1981-83)	4
9. Eight tied at	3

MULTI-HIT GAMES	G
1. Jay Waggoner (1992-95)	101
2. Mailon Kent (1998-01)	93
3. Todd Faulkner (1998-01)	92
4. Brandon Moore (1991-94)	89
5. Casey Dunn (1996-99)	87
6. Rob Macrory (1994-97)	86
7. Javon Moran (2001-03)	85
8. Gabe Gross (1999-01)	80
9. Chad Wandall (1996-99)	80
10. Dominic Rich (1998-00)	77

MULTI-RBI GAMES	G
1. Josh Etheredge (1995-98)	74
2. Todd Faulkner (1998-01)	68
3. Casey Dunn (1996-99)	66
4. Gabe Gross (1999-01)	63
5. Jamie Kersh (1996-99)	51
6. Frank Thomas (1987-89)	49
7. Kevin Chabot (1993-95)	47
8. Brian Fletcher (2008-10)	46
9. Five tied at	42

STOLEN BASES	SB
1. Mailon Kent (1998-01)	90
2. Curt Cope (1973-76)	79
3. Dom Fucci (1976-79)	69
4. Javon Moran (2001-03)	68
5. Clete Thomas (2003-05)	58
6. Bruce Edwards (2004-07)	57
7. Rob Macrory (1994-97)	55
8. Mickey Miller (1973-76)	52
9. Dominic Rich (1998-00)	47
10. Trey Gainous (1985-87)	44

BASE ON BALLS	BB
1. Jeff Leatherman (1988-91)	160
2. Frank Thomas (1987-89)	153
3. Gabe Gross (1999-01)	145
4. Kevin Chabot (1993-95)	142
5. Dominic Rich (1998-00)	141
6. Rock Wilson (1984-87)	134
7. Josh Etheredge (1995-98)	134
8. Jay Waggoner (1992-95)	127
9. Mark Bellhorn (1993-95)	121
10. Rob Macrory (1994-97)	118

STRIKEOUTS	K
1. Kevin Chabot (1993-96)	206
2. Brian Fletcher (2008-10)	196
3. Josh Etheredge (1995-98)	199
4. Kevin Patterson (2008-11)	192
5. Jamie Kersh (1996-99)	181
6. Chad Wandall (1996-99)	165
7. Scott Schade (2001-03)	158
8. Josh Bell (2003-05)	154
9. Justin Hargett (2008-11)	151
10. Kevin Henry (84-85, '87-88)	150

HIT BY PITCH	HBP
1. Trent Mummey (2008-10)	29
2. Tony Caldwell (2008-11)	27
3. Brett Burnham (2000-01)	27
4. Josh Etheredge (1995-97)	27
5. Brian Fletcher (2008-10)	26
6. Jeff Powell (1989-90)	26
7. Jonathan Schuerholz (2000-02)	24
8. Rob Macrory (1994-97)	24
9. Garrett Cooper (2011-13)	23
10. Robert Lewis (1991-94)	22

BATTING AVERAGE	BA
1. Jimmy Barfield (1963-64)	.385
2. Frank Thomas (1987-89)	.382
3. Gabe Gross (1999-01)	.376
4. Andy Merchant (1969-72)	.363
5. Jim Pyburn (1953-55)	.360
6. Frank Fryer (1964-66)	.353
7. Mailon Kent (1998-01)	.352
8. Paul Foster (1983-86)	.352
9. Doug Dickey (1953-55)	.350
10. Todd Faulkner (1998-00)	.349

SLUGGING PCT.	PCT
1. Frank Thomas (1987-89)	.722
2. Bo Jackson (1983, '85-86)	.715
3. Brian Fletcher (2008-10)	.649
4. Gabe Gross (1999-01)	.641
5. Hunter Morris (2008-10)	.628
6. Jimmy Barfield (1963-64)	.626
7. Josh Etheredge (1995-98)	.635
8. Karl Amonite (2003-05)	.616
9. Mike Bianucci (2006-08)	.613
10. Todd Faulkner (1998-01)	.613



SINGLE-SEASON TOP 10 - PITCHING

GAMES PITCHED	G
1. John Madden (2005)	44
2. Gregg Olson (1987)	42
3. Gregg Olson (1988)	36
4. Jared Shore (2005)	35
5. Colter Bean (1999)	34
6. Steven Register (2003)	33
Brandon Mayfield (2000)	33
Finley Woodward (1995)	33
Ryan Halla (1994)	33
10. Michael Nix (2005)	32
Cory Dueitt (2003)	32

EARNED RUN AVERAGE	ERA
1. Paul Susce (1954)	0.99
2. George Simmons (1968)	1.26
3. Gregg Olson (1987)	1.26
4. Terry Leach (1974)	1.31
5. Beal Lazenby (1969)	1.43
6. Jimmy Crysel (1964)	1.46
7. Tom McClendon (1953)	1.48
8. Herbie Pearce (1954)	1.49
9. Quineth Roberts (1958)	1.56
10. Jim Blausen (1967)	1.56

GAMES STARTED (since 1975)	GS
1. Ryan Halla (1995)	24
2. John Powell (1993)	23
3. Brent Schoening (1999)	21
Chris Bootcheck (1999)	21
Kevin Humphreys (1994)	21
Mark Chapman (1987)	21
7. Chris Bootcheck (2000)	19
Bryan Hebson (1997)	19
9. Seven tied at	18

GAMES RELIEVED (since 1975)	GR
1. John Madden (2005)	44
2. Gregg Olson (1987)	42
3. Gregg Olson (1988)	35
4. Colter Bean (1999)	34
5. Steven Register (2003)	33
Brandon Mayfield (2000)	33
Finley Woodward (1995)	33
8. Michael Nix (2005)	32
9. Bryan Woodall (2008)	31
10. Jared Shore (2005)	30
Mike Ferry (1989)	30

WINS	
1. Ryan Halla (1995)	16
2. Tim Hudson (1997)	15
Q. V. Lowe (1967)	15
John Powell (1993)	15
5. Tommy Youngblood (1989)	14
6. Brent Schoening (1999)	13
Hayden Gliemmo (1999)	13
Hayden Gliemmo (1998)	13
Kevin Humphreys (1994)	13
10. Chris Morrison (1995)	12

LOSSES	L
1. Mike Ferry (1990)	10
2. Evan Crawford (2006)	8
Jon Hebel (1992)	8
Ward Yerby (1983)	8
5. Derek Varnadore (2012)	7
Chris Dennis (2006)	7
Hayden Gliemmo	7
John Powell (1992)	7
Phil Deriso (1981)	7
Phil Deriso (1980)	7
Jack Van Yperen (1972)	7

WINNING PERCENTAGE	PCT	(W-L)
1. Levale Speigner (2003)	1.000	(10-0)
Jimmy Crysel (1964)	1.000	(9-0)
Terry Leach (1974)	1.000	(9-0)
Steven Register (2004)	1.000	(7-0)
Ed Ohman (1988)	1.000	(7-0)
Lloyd Nix (1959)	1.000	(6-0)
Steven Register (2002)	1.000	(5-0)
Phil Constan (1980)	1.000	(5-0)
John Powell (1990)	1.000	(5-0)
10. Q. V. Lowe (1967)	.938	(15-1)
11. Brent Schoening (1999)	.928	(13-1)
12. Gregg Olson (1987)	.917	(11-1)
13. Paul Burnside (2007)	.875	(7-1)
Hayden Gliemmo (2001)	.875	(7-1)
Bryan Hebson (1995)	.875	(7-1)
Quineth Roberts (1958)	.875	(7-1)
Paul Susce (1954)	.875	(7-1)

SAVES	SV
1. Finley Woodward (1995)	19
2. Steven Register (2003)	16
3. Michael Nix (2005)	13
4. Austin Hubbard (2009)	12
5. Bryan Woodall (2008)	11
6. Terrance Dedrick (2013)	10
Austin Hubbard (2010)	10
Gregg Olson (1988)	10
Gregg Olson (1987)	10
10. Steven Register (2004)	8
Colter Bean (1999)	8
Finley Woodward (1997)	8
Mike Ferry (1989)	8

COMPLETE GAMES	CG
1. Joe Beckwith (1977)	10
Q. V. Lowe (1967)	10
3. Bill Letchworth (1951)	9
4. John Powell (1993)	7
John Powell (1992)	7
Ward Yerby (1983)	7
Jim Blausen (1967)	7
8. Mark Chapman (1987)	6
Mark Chapman (1986)	6
Robert Hudson (1977)	6
Robert Hudson (1976)	6
Terry Leach (1976)	6
Davis May (1975)	6

INNINGS PITCHED	IP
1. Ryan Halla (1995)	146.2
2. Kevin Humphreys (1994)	142.2
3. John Powell (1993)	141.0
4. Brent Schoening (1999)	138.1
5. Q.V. Lowe (1967)	128.0
6. Chris Bootcheck (1999)	127.2
7. Hayden Gliemmo (1999)	123.1
8. Chris Bootcheck (2000)	122.0
9. Scott Renner (1989)	120.0
10. Tim Hudson (1997)	118.1
Hayden Gliemmo (1998)	118.1

STRIKEOUTS	K
1. John Powell (1993)	191
2. Tim Hudson (1997)	165
3. Brent Schoening (1999)	151
4. Ryan Halla (1995)	148
5. John Powell (1994)	130
6. Chris Bootcheck (1999)	125
7. Q.V. Lowe (1967)	123
8. Bryan Hebson (1997)	121
John Powell (1991)	121
10. John Powell (1992)	120



CAREER TOP 10 - PITCHING

GAMES PITCHED	GP
1. Colter Bean (1997-00)	108
2. Cory Dueitt (2001-04)	107
3. Gregg Olson (1986-88)	97
4. John Powell (1990-94)	96
5. Ryan Halla (1993-96)	89
6. Levale Speigner (2000-03)	87
Mark Fuller (1989-92)	87
8. Finley Woodward (1995-97)	85
9. Mark Shiflett (1978-81)	84
10. Mike Ferry (1988-90)	77

EARNED RUN AVERAGE	FRA
1. Q.V. Lowe (1966-67)	1.69
2. Joe Overton (1962-63)	1.77
3. Joe Beckwith (1974-77)	1.92
4. Tommy Smith (1967-68)	2.07
5. Monty Sharpe (1964-65)	2.25
6. Rick Eisenacher (1969-71)	2.46
7. Jim Blausler (1966-67)	2.52
8. Terry Leach (1973-76)	2.53
9. Robert Hudson (1975-77)	2.56
10. Johnny Thompson (2006-07)	2.90

GAMES STARTED (since 1975)	GS
1. John Powell (1990-94)	77
2. Hayden Gliemmo (1998-00)	63
Mark Chapman (1984-87)	63
4. Ryan Halla (1993-96)	58
5. Arnold Hughey (2002-05)	55
6. Brent Schoening (1997-99)	52
7. Levale Speigner (2000-03)	51
8. Colby Paxton (2001-04)	49
Chris Bootcheck (1998-00)	49
10. Bryan Hebson (1995-97)	44

GAMES RELIEVED (since 1975)	GR
1. Colter Bean (1997-00)	106
2. Cory Dueitt (2001-04)	89
3. Gregg Olson (1986-88)	82
4. John Madden (2004-05)	73
5. Finley Woodward (1995-96)	69
6. Bradley Hendrix (2008-11)	68
Steven Register (2002-04)	68
8. Mike Ferry (1989-90)	67
9. Jason LeBoeuf (1992-95)	64
10. Austin Hubbard (2007-10)	63
Chris Dennis (2003-07)	63

WINS	W
1. John Powell (1990-94)	43
2. Ryan Halla (1993-96)	39
3. Hayden Gliemmo (1998-00)	37
4. Joe Beckwith (1974-77)	31
5. Brent Schoening (1997-99)	29
6. Levale Speigner (2000-03)	28
7. Mark Shiflett (1978-81)	27
Mark Chapman (1984-87)	26
9. Chris Bootcheck (1998-00)	25
Bryan Hebson (1995-97)	25
Gregg Olson (1986-88)	25

LOSSES	L
1. John Powell (1990-94)	20
2. Phil Deriso (1978-81)	19
3. Arnold Hughey (2002-05)	17
Jack Van Yperen (1971-73)	17
Mark Shiflett (1978-81)	17
Mark Chapman (1984-87)	17
7. Jon Luke Jacobs (2009-12)	16
Ryan Halla (1993-96)	16
Jon Hebel (1990-93)	16
Bill Latham (1978-81)	16

WINNING PCT (10+ Dec.)	PCT	(W-L)
1. Q.V. Lowe (1966-67)	.885	(23-3)
2. Chris Morrison (1994-95)	.840	(21-4)
3. Steven Register (2002-04)	.833	(15-3)
4. Joe Overton (1962-63)	.824	(14-3)
5. Jerry Lewter (1963-65)	.818	(9-2)
6. Tim Hudson (1996-97)	.800	(20-5)
Jimmy Crysel (1963-65)	.800	(12-3)
8. Kevin Humphreys (1994-95)	.786	(22-6)
9. Gregg Olson (1986-88)	.781	(25-7)
10. Hayden Gliemmo (1998-01)	.775	(37-12)

WINNING PCT (20+ Dec.)	PCT	(W-L)
1. Q.V. Lowe (1966-67)	.885	(23-3)
2. Chris Morrison (1994-95)	.840	(21-4)
3. Tim Hudson (1996-97)	.800	(20-5)
4. Kevin Humphreys (1994-95)	.786	(22-6)
5. Gregg Olson (1986-88)	.781	(25-7)
6. Hayden Gliemmo (1998-01)	.775	(37-12)
6. Brent Schoening (1997-99)	.763	(29-9)
7. Tommy Youngblood (1987-90)	.739	(17-6)
9. Chris Bootcheck (1998-00)	.714	(25-10)
10. Ryan Halla (1993-96)	.709	(39-16)

SAVES	S
1. Finley Woodward (1995-96)	29
2. Steven Register (2002-04)	25
3. Austin Hubbard (2007-10)	22
4. Colter Bean (1997-00)	20
Gregg Olson (1986-88)	20
6. Michael Nix (2004-05)	13
Mike Ferry (1988-90)	13
8. Bryan Woodall (2006-08)	11
9. Terrance Dedrick (2013-present)	10
Scott Sullivan (1991-93)	10
Phil Deriso (1978-81)	10

COMPLETE GAMES	CG
1. Joe Beckwith (1974-77)	20
2. John Powell (1990-94)	18
3. Mark Chapman (1984-87)	17
4. Robert Hudson (1975-77)	14
5. Terry Leach (1973-76)	13
6. Q.V. Lowe (1966-67)	10
7. Ward Yerby (1982-83)	9
8. Phil Deriso (1978-81)	8
9. Stacy Jones (1986-88)	7
Bill Latham (1978-81)	7
Jim Blausler (1966-67)	7

INNINGS PITCHED	IP
1. John Powell (1990-94)	477.0
2. Ryan Halla (1993-96)	400.0
3. Levale Speigner (2000-03)	369.2
4. Hayden Gliemmo (1998-01)	359.0
5. Arnold Hughey (2002-05)	345.1
6. Mark Chapman (1984-87)	343.1
7. Joe Beckwith (1974-77)	338.0
8. Brent Schoening (1997-99)	325.0
9. Chris Bootcheck (1998-00)	304.1
10. Mark Fuller (1989-92)	288.2

STRIKEOUTS	K
1. John Powell (1990-94)	602
2. Ryan Halla (1993-96)	392
3. Brent Schoening (1997-99)	327
4. Hayden Gliemmo (1998-01)	290
5. Arnold Hughey (2002-05)	272
6. Gregg Olson (1986-88)	271
7. Chris Bootcheck (1998-00)	270
8. Tim Hudson (1996-97)	255
9. Bryan Hebson (1995-97)	251
10. Mark Chapman (1984-87)	245

CAUGHT STEALING BY	CS
1. Tony Coldwell (2008-11)	59
2. Casey Dunn (1996-99)	57
3. Blake Austin (2011-present)	40
4. Josh Bell (2003-05)	39
5. Bobby Huddleston (2000-03)	35
6. Josh Donaldson (2005-07)	29
Trent Pratt (2001-02)	29
8. Ryan Jenkins (2006-10)	28
9. Kirby Clark (1995-96)	26
10. Blake Austin (2011-12)	20
Hayden Gliemmo (1998-01)	20



TEAM TOP 10

TEAM BATTING

GAMES	
1.	67 (1997)
2.	65 (1999)
	65 (1994)
4.	64 (2010)
5.	64 (1989)
	64 (1998)
7.	63 (2003)
	63 (1995)
	63 (1993)
10.	61 (2000)

AT BATS	
1.	2,428 (1997)
2.	2,344 (2010)
3.	2,327 (1994)
4.	2,324 (1998)
5.	2,323 (1999)
6.	2,244 (2003)
7.	2,174 (1995)
8.	2,169 (2000)
9.	2,158 (1993)
10.	2,132 (1989)

RUNS	
1.	613 (1997)
2.	595 (1998)
3.	584 (2010)
4.	558 (2000)
5.	546 (1999)
6.	503 (1994)
7.	480 (1995)
8.	464 (1989)
9.	426 (1993)
10.	412 (1987)

HITS	
1.	828 (1997)
2.	816 (2010)
3.	789 (1998)
4.	769 (1999)
5.	744 (1994)
6.	702 (2000)
7.	687 (2003)
8.	679 (1993)
9.	673 (1995)
10.	659 (1989)

RBI	
1.	577 (1997)
2.	549 (2010)
3.	541 (1998)
4.	507 (2000)
5.	495 (1999)
6.	444 (1994)
7.	435 (1995)
8.	414 (1989)
9.	385 (1993)
10.	381 (1991)

SINGLES	
1.	560 (1997)
2.	548 (1994)
3.	542 (1999)
4.	523 (2010)
5.	518 (1998)
6.	511 (1993)
7.	488 (1989)
8.	480 (2000)
9.	477 (2003)
10.	463 (2002)

DOUBLES	
1.	165 (1997)
	165 (1998)
3.	157 (1999)
4.	152 (1995)
5.	148 (2010)
6.	144 (2000)
7.	139 (2003)
8.	135 (2008)
9.	133 (1994)
10.	128 (2002)

TRIPLES	
1.	26 (1986)
2.	23 (1980)
3.	22 (1985)
4.	21 (2003)
	21 (1994)
6.	20 (1999)
7.	19 (2012)
	19 (1996)
	19 (1998)
10.	18 (1997)
	18 (1964)

HOME RUNS	
1.	131 (2010)
2.	103 (2009)
3.	87 (1998)
4.	85 (1997)
5.	72 (1985)
6.	63 (2000)
7.	61 (1983)
8.	60 (1984)
9.	58 (2008)
10.	57 (1978)
	57 (1982)

EXTRA-BASE HITS	
1.	293 (2010)
2.	271 (1998)
3.	268 (1997)
4.	227 (1999)
5.	222 (2000)
6.	219 (1995)
7.	218 (2009)
8.	210 (2003)
9.	208 (2008)
10.	196 (1994)

TOTAL BASES	
1.	1,385 (2010)
2.	1,284 (1997)
3.	1,253 (1998)
4.	1,116 (1999)
5.	1,065 (2000)
6.	1,045 (1994)
7.	1,018 (2003)
8.	1,009 (1995)
9.	983 (2009)
10.	938 (1993)

STOLEN BASES	
1.	116 (1974)
2.	113 (2012)
3.	105 (2007)
4.	101 (1971)
5.	97 (2000)
6.	90 (1978)
7.	84 (2001)
8.	83 (1999)
9.	78 (1973)
	78 (1977)

BASE ON BALLS	
1.	349 (1989)
2.	346 (1998)
3.	340 (2000)
4.	320 (1995)
5.	308 (1994)
6.	288 (2001)
7.	278 (1997)
8.	277 (1983)
9.	276 (1986)
10.	271 (1991)
	271 (1987)

STRIKEOUTS	
1.	484 (2009)
2.	465 (2010)
3.	416 (2005)
	416 (2004)
5.	409 (2003)
6.	408 (1998)
7.	399 (2011)
	399 (1995)
9.	394 (2007)
10.	386 (2008)

HIT BY PITCH	
1.	73 (2010)
2.	70 (1997)
3.	65 (2007)
	65 (2000)
5.	64 (1989)
6.	63 (2009)
7.	61 (2006)
8.	60 (2011)
	60 (2001)
10.	52 (2012)

BATTING AVG.	
1.	.348 (2010)
2.	.341 (1997)
3.	.340 (1998)
4.	.331 (1999)
5.	.325 (1964)
6.	.324 (2000)
7.	.323 (1985)
8.	.320 (1994)
9.	.316 (1982)
10.	.315 (1993)

SLUGGING PCT.	
1.	.591 (2010)
2.	.539 (1998)
3.	.529 (1997)
4.	.516 (2009)
5.	.514 (1985)
6.	.495 (1982)
7.	.491 (2000)
8.	.480 (1999)
9.	.476 (1978)
10.	.475 (2008)

ON-BASE PCT.	
1.	.428 (1998)
2.	.425 (2000)
3.	.423 (2010)
4.	.419 (1997)
5.	.417 (1999)
	.417 (1989)
7.	.410 (1994)
8.	.407 (1995)
9.	.399 (1988)
10.	.397 (1987)
	.397 (1985)

TEAM PITCHING

ERA	
1.	2.09 (1967)
2.	2.19 (1964)
3.	2.19 (1954)
4.	2.32 (1976)
5.	2.48 (1958)
6.	2.49 (1969)
7.	2.50 (1962)
8.	2.54 (1968)
9.	3.13 (1975)
10.	3.13 (1988)

WINS	
1.	50 (1997)
	50 (1995)
3.	46 (1999)
	46 (1998)
5.	44 (1994)
	44 (1989)
7.	43 (2010)
8.	42 (2003)
	42 (1987)
10.	41 (2000)

LOSSES	
1.	34 (2006)
	34 (1983)
3.	29 (2011)
4.	28 (2012)
	28 (2008)
6.	26 (2005)
	26 (2002)
	26 (1981)
9.	25 (2009)
	25 (2007)
	25 (1992)

SAVES	
1.	23 (1995)
2.	21 (2005)
	21 (2003)
4.	18 (2013)
	18 (1997)
6.	16 (2010)
7.	15 (2011)
8.	14 (2012)
	14 (2007)
	14 (1994)
	14 (1988)

WINNING PCT.	
1.	.794 (1995)
2.	.773 (1954)
3.	.762 (1967)
4.	.750 (1964)
5.	.746 (1997)
6.	.719 (1998)
7.	.712 (1976)
8.	.709 (1988)
9.	.708 (1999)
10.	.705 (1974)

SHUTOUTS	
1.	9 (1988)
2.	8 (1989)
	8 (1976)
4.	7 (1967)
5.	5 (1992)
	5 (1990)
	5 (1974)
8.	4 (2002)
	4 (2001)
	4 (1998)
	4 (1997)
	4 (1993)
	4 (1980)
	4 (1977)
	4 (1975)

INNINGS PITCHED	
1.	591.2 (1997)
2.	572.1 (2010)
3.	570.0 (1999)
	570.0 (1994)
5.	565.1 (1995)
6.	561.2 (1998)
7.	559.0 (2003)
8.	540.2 (1989)
9.	538.2 (1993)
10.	536.0 (2000)

STRIKEOUTS	
1.	629 (1997)
2.	558 (1993)
3.	554 (1999)
4.	512 (1994)
5.	489 (1996)
6.	484 (2010)
7.	481 (1991)
8.	472 (1998)
9.	453 (1992)
10.	448 (1995)

COMPLETE GAMES	
1.	21 (1967)
2.	19 (1977)
3.	18 (1976)
4.	16 (1975)
5.	13 (1985)
	13 (1981)
7.	11 (1992)
	11 (1989)
	11 (1983)
10.	9 (1993)
	9 (1986)





YEAR-BY-YEAR TEAM HITTING

Year	G	Avg.	Sig. Pct.	OB Pct.	AB	R	H	2B	3B	HR	RBI	SB	SBA	BB	SO	HBP	SAC	SF
1949	19	.227			590	74	134	20	8	4	52	22		12			12	
1950	25	.294			878	150	258	32	8	3	121	64		116			21	
1951	25	.295			916	212	270	40	12	16	163							
1952	26	.256			927	187	237	36	12	8	149	27		167	171			
1953	21	.234			697	114	163	21	9	10	88							
1954	22	.281			740	154	208	32	14	11	150							
1955	25	.288			890	172	256	42	7	9	153							
1956	23	.270			756	165	204	25	12	12	141	54						
1957	26	.294			889	176	261	29	13	10	154	24						
1958	27	.274			951	198	261	42	13	15	174	40						
1959	27	.271			929	155	252	38	8	4	130	44						
1960	23	.268			817	159	219	32	9	12	126	28						
1961	25	.289			863	190	249	37	13	22	176	14		151				
1962	22	.268			758	146	203	32	8	17	142	1		129				
1963	25	.268			822	156	220	36	16	8	130	55						
1964	28	.307			933	174	286	42	19	8	134	56						
1965	20	.280			656	129	184	33	17	10	104	35						
1966	23	.271			790	117	214	27	9	21	107	24						
1967	42	.289			1279	219	369	47	12	32	198	36		146				
1968	34	.291			1091	182	318	44	9	19	150	18						
1969	37	.278			1178	189	328	49	10	8	160	65						
1970																		
1971	39	.303			1225	242	371	67	8	32	223	101						
1972	35	.268			1128	185	302	44	14	18	159	58						
1973	39	.248			1221	185	303	45	15	9	166	78						
1974	44	.274			1332	252	365	58	15	14	201	116		241	186		17	20
1975	45	.261			1378	231	360	77	6	21	210	56		204	263		18	25
1976	52	.283			1506	286	426	66	8	28	251	75		236	246		40	16
1977	46	.284			1395	285	396	71	12	34	251	78		239	300		30	16
1978	54	.293			1707	372	501	109	16	57	298	90		238	324	25	29	24
1979	42	.275			1238	245	341	58	11	33	201	67		216	231	19	40	18
1980	51	.248			1542	237	382	60	23	20	189	69		231	327	23	58	20
1981	53	.273			1691	292	461	80	8	49	248	46		203	278	14	28	13
1982	48	.316			1569	348	496	93	8	57	307	29		222	222	18	23	18
1983	50	.262	.436		1597	315	418	81	7	61	268	33	54	277	314	21	30	
1984	51	.270	.439		1611	313	435	75	10	60	275	49	63	231	312	23	28	12
1985	52	.323	.514		1796	404	580	83	22	72	372	23	33	213	287	21	10	20
1986	55	.291	.431		1821	364	530	75	26	42	322	28	34	276	294	22	17	17
1987	59	.306	.469	.397	1931	412	590	123	15	54	365	59	74	271	304	31	16	15
1988	55	.308	.415	.399	1785	373	549	96	15	27	332	21	33	258	275	31	10	24
1989	64	.309	.433	.413	2132	464	659	116	16	39	414	32	42	349	275	64	24	24
1990	58	.291	.409	.382	1880	372	548	99	14	31	323	21	38	253	246	37	20	23
1991	59	.299	.444	.390	1985	411	593	110	11	52	381	25	41	271	274	39	24	20
1992	55	.281	.352	.370	1812	258	510	70	12	11	225	34	50	238	294	31	28	17
1993	63	.315	.435	.396	2158	426	679	116	13	39	385	59	83	255	348	34	37	18
1994	65	.320	.449	.410	2327	503	744	133	21	42	444	64	85	308	379	48	52	26
1995	63	.310	.464	.407	2174	480	673	152	17	50	435	48	76	320	399	38	55	27
1996	56	.287	.428	.373	1951	374	559	115	19	41	345	67	78	222	330	48	51	16
1997	67	.341	.529	.419	2428	613	828	165	18	85	577	67	82	278	382	70	49	30
1998	64	.340	.539	.428	2324	595	789	165	19	87	541	76	95	346	408	43	26	37
1999	65	.331	.480	.417	2323	546	769	157	20	50	495	83	93	324	368	48	45	40
2000	61	.324	.491	.425	2169	558	702	144	15	63	507	97	118	340	314	65	44	30
2001	58	.291	.417	.393	1981	406	576	118	14	35	365	84	102	288	320	60	43	25
2002	60	.302	.427	.373	2116	399	639	128	7	41	358	56	66	215	356	41	43	25
2003	63	.306	.454	.374	2244	399	687	138	21	50	374	50	67	212	409	43	34	21
2004	56	.279	.398	.358	1935	318	540	105	16	31	291	39	50	218	416	33	39	22
2005	60	.293	.434	.377	2069	356	607	118	17	46	326	76	96	243	416	49	19	25
2006	56	.276	.389	.351	1945	283	536	104	6	35	255	41	55	174	397	61	31	15
2007	56	.295	.411	.382	1978	395	583	104	6	38	350	105	127	234	394	65	37	29
2008	56	.301	.475	.383	1949	387	586	135	15	58	346	74	106	228	386	51	30	30
2009	56	.286	.516	.381	1906	391	546	102	13	103	371	40	55	239	484	63	32	20
2010	64	.348	.591	.423	2344	584	816	148	14	131	549	61	94	261	465	73	58	38
2011	58	.296	.421	.380	2013	335	596	120	7	39	311	44	71	228	399	60	45	24
2012	59	.304	.432	.386	2005	351	610	113	19	35	311	113	151	232	372	52	60	27
2013	56	.275	.385	.359	1848	272	508	101	5	31	246	33	55	214	353	40	35	23



YEAR-BY-YEAR TEAM PITCHING

Year	G	W-L	Pct.	SV	CG	SHO	FRA	IP	H	R	ER	BB	SO	PO	A	F	Pct.	DP
1949	19	9-10	.473				5.48	166.0	156	144	101	79	103	482	177	69	.905	18
1950	25	12-13	.480					217.2	180	104		142	156	524	290	65	.926	---
1951	25	14-11	.560					225.0	204	156		145	170	---	---	---	---	---
1952	26	13-11	.542				4.14	235.0	193	162	108	158	139	698	264	59	.942	---
1953	21	9-12	.429				3.84	173.1	161	120	74	131	132	629	199	66	.926	---
1954	22	17-5	.773				2.19	189.0	148	86	46	94	122	538	212	43	.946	---
1955	25	9-16	.360					215.2	249	191		119	133	641	230	83	.913	---
1956	23	12-11	.522				4.06	170.2	191	123	77	111	118	560	239	53	.938	---
1957	26	16-10	.615				3.24	222.0	228	132	80	106	144	665	288	53	.947	---
1958	27	19-8	.704				2.48	290.0	219	118	80	115	214	---	---	---	---	40
1959	27	15-11	.577				3.21	230.0	232	123	82	108	173	---	---	80	---	22
1960	23	15-8	.652				5.31	207.0	209	148	122	128	158	1265	601	105	.947	37
1961	25	14-11	.560				4.21	220.0	235	150	103	120	129					
1962	22	15-7	.682				2.50	205.0	186		57	108	160					
1963	25	17-8	.680				3.46	213.0	158	98	82	103	189					
1964	28	21-7	.750				2.45	246.1	177	91	67	136	179					
1965	20	13-7	.650				4.66	152.2	140	89	79	91	121					
1966	23	14-9	.609				2.65	180.0	133	77	53	79	132					
1967	42	32-10	.762		21		2.09	374.0	271	145	87	168	312					
1968	34	22-12	.647				2.52	289.0	226	109	81	154	232					
1969	37	20-17	.541				2.49	318.0	270	128	88	155	265					
1970																		
1971	39	23-16	.590				4.65	325.1	323	212	168	161	257					
1972	35	18-17	.514				3.15	303.0	305	174	106	106	186					
1973	39	20-19	.513			3	3.71	329.2	288	184	136	178	188					
1974	44	31-13	.705			5	2.88	362.1	287	154	116	206	171					
1975	45	24-21	.533		16	4	3.13	371.1	306	186	129	174	240					
1976	52	37-15	.712		18	8	2.32	399.1	318	175	103	177	299					
1977	46	28-18	.609		19	4	3.94	367.2	360	227	161	184	262					
1978	54	33-21	.611		6	2	4.13	442.0	413	294	203	257	284					
1979	42	21-21	.500	8	8	2	3.84	339.2	284	195	145	207	257					
1980	51	27-24	.529	9	6		3.84	421.2	412	252	180	256	221					
1981	53	27-26	.509	11	13		4.95	438.0	501	289	241	210	257					
1982	48	27-20	.573	8	5		5.90	386.0	450	312	253	231	226	---	---	89	---	42
1983	50	16-34	.320	2	11	2	6.89	407.2	524	394	312	272	265	1193	456	101	.942	35
1984	51	27-24	.529	6	7	2	6.21	409.0	411	341	282	261	321	1226	517	99	.946	36
1985	52	30-22	.577	7	13	0	5.44	426.2	515	322	258	221	254	1259	522	97	.948	41
1986	55	31-24	.564	10	9	2	5.13	447.1	508	313	255	193	292	1353	572	100	.951	40
1987	59	42-18	.700	11	7	2	4.47	483.0	514	279	240	204	385	1452	567	69	.967	49
1988	55	39-16	.709	14	6	9	3.13	451.1	402	205	157	181	425	1352	545	74	.962	40
1989	64	44-20	.668	13	11	8	3.33	540.2	545	304	235	236	424	1622	626	77	.967	61
1990	58	34-24	.586	8	7	5	5.09	468.1	488	321	265	265	419	1405	566	98	.953	44
1991	59	35-24	.593	7	7	2	4.18	495.2	495	285	230	239	481	1487	641	83	.962	56
1992	55	30-25	.545	13	11	5	3.43	469.0	448	226	179	219	453	1407	546	72	.964	35
1993	63	40-23	.635	11	9	4	3.98	538.2	518	292	238	233	558	1616	625	82	.965	67
1994	65	44-21	.677	14	4	3	3.85	570.0	558	291	244	211	512	1710	705	93	.963	50
1995	63	50-13	.794	23	7	2	3.53	565.1	541	276	222	171	448	1696	725	94	.963	61
1996	56	32-24	.571	8	0	3	4.74	497.0	488	318	262	235	489	1491	584	104	.952	39
1997	67	50-17	.746	18	4	4	4.30	591.2	568	354	283	246	629	1775	685	109	.958	66
1998	64	46-18	.719	8	3	4	4.74	561.2	603	342	296	202	472	1685	672	93	.962	69
1999	65	46-19	.708	11	4	3	4.94	570.0	634	380	313	206	554	1710	548	103	.956	44
2000	61	41-20	.672	8	4	1	5.31	536.0	611	381	316	227	394	1608	582	101	.956	42
2001	57	37-21	.638	11	2	4	4.05	509.1	538	284	229	177	292	1528	627	90	.960	53
2002	60	34-26	.600	9	5	4	4.85	525.1	564	324	283	165	361	1576	627	68	.970	59
2003	63	42-21	.667	21	2	3	4.22	559.0	564	305	262	173	446	1677	652	77	.968	54
2004	56	32-24	.571	11	1	3	4.81	498.0	510	320	266	203	411	1494	574	81	.962	32
2005	60	34-26	.567	21	1	2	3.89	535.0	547	291	231	169	389	1605	679	83	.965	46
2006	56	22-34	.393	9	0	1	5.15	494.2	562	354	283	214	375	1484	557	90	.958	43
2007	56	31-25	.554	14	1	3	4.59	506.0	550	325	258	208	392	1518	606	91	.959	46
2008	56	28-28	.500	13	2	2	4.86	494.1	550	316	267	167	394	1483	556	64	.970	44
2009	56	31-25	.554	12	0	0	6.12	497.1	648	387	338	228	411	1492	526	65	.969	55
2010	64	43-21	.672	16	3	2	5.00	572.1	636	386	318	220	484	1717	616	93	.962	46
2011	58	29-29	.500	15	2	3	5.09	518.0	599	341	293	226	412	1554	572	71	.968	43
2012	59	31-28	.525	14	0	3	3.92	521.1	513	276	227	184	322	1564	661	84	.964	52
2013	56	33-23	.589	18	2	2	3.40	492.2	458	242	186	189	318	1478	616	66	.969	50





STREAKS AND SWEEPS

BEST OVERALL RECORD AFTER

Games	Record	Year
1	1-0	49 times
2	2-0	33 times
3	3-0	24 times
4	4-0	17 times
5	5-0	13 times
6	6-0	10 times
7	7-0	7 times
8	8-0	5 times
9	9-0	5 times
10	10-0	3 times
11	11-0	3 times
12	12-0	1997/2001
13	13-0	1997/2001
14	14-0	1997
15	15-0	1997
16	16-0	1997
17	17-0	1997
18	17-1	1997
19	18-1	1997
20	19-1	1997
21	20-1	1997
22	20-2	1997/1999
23	21-2	1997/1999
24	22-2	1997
25	23-2	1997
26	24-2	1997
27	25-2	1997
28	26-2	1997
29	27-2	1997
30	27-3	1997/1999
31	28-3	1997
32	29-3	1997
33	29-4	1995/1997
34	30-4	1995/1997
35	31-4	1995/1997
36	32-4	1995/1997
37	33-4	1995/1997
38	34-4	1995/1997
39	35-4	1995
40	36-4	1995
41	37-4	1995
42	37-5	1995
43	38-5	1995
44	39-5	1995
45	40-5	1995
46	40-6	1995
47	41-6	1995
48	42-6	1995
49	43-6	1995
50	44-6	1995
51	44-7	1995
52	45-7	1995
53	45-8	1995
54	46-8	1995
55	46-9	1995
56	46-10	1995
57	47-10	1995
58	47-11	1995
59	48-11	1995
60	49-11	1995
61	49-12	1995
62	50-12	1995
63	50-13	1995
64	49-15	1997
65	49-16	1997
66	50-16	1997
67	50-17	1997

BEST SEC RECORD AFTER

Games	Record	Year
1	1-0	12 times
2	2-0	8 times
3	3-0	4 times
4	3-1	11 times
5	4-1	6 times
6	5-1	4 times
7	6-1	1995/1999
8	7-1	1995/1999
9	8-1	1995
10	9-1	1995
11	10-1	1995
12	11-1	1995
13	12-1	1995
14	12-2	1995
15	13-2	1995
16	13-3	1995
17	14-3	1995
18	15-3	1995
19	16-3	1995
20	16-4	1995
21	17-4	1995
22	17-5	1995
23	18-5	1995
24	18-6	1995
25	18-7	1995
26	19-7	1995
27	19-8	1995
28	18-10	2010
29	19-10	2010
30	20-10	2010

WINNING STREAKS

ALL GAMES		
1	17	1997
2	16	1976
3	15	1967
4	14	1995
	14	1995
6	13	2001
	13	1998
	13	1978
	13	1999
10	11	2009
	11	1954

SEC GAMES

1	10	1987
2	9	1985
	9	1958
4	8	1988
	8	1967
	8	1963
7	7	four times, most recently 1975-76

PLAINSMAN PARK

1	21	1964-66
2	17	1996-97
3	14	1998
	14	1979
5	13	1986-87
	13	1985
	13	1974
8	12	2001
	12	1999-00

PLAINSMAN PARK-SEC

1	13	1962-63
2	12	1978-79
	12	1964-66
4	10	2001

5	8	1982
	8	1980
7	7	four times, most recently 1987

ROAD GAMES

1	14	1995
	14	1967
3	10	1999
4	8	1976
	8	1964
	8	1959
7	7	1998
	7	1988
	7	1987
10	6	1974, 1964

SEC ROAD GAMES

1	9	1994-95
2	7	1964
3	6	1998
	6	1976
	6	1967-68
6	5	seven times, most recently 2011

LOSING STREAKS

ALL GAMES		
1	10	2006
2	9	2001
	9	1983
	9	1973-74
5	8	1955
6	6	4 times: 2007, 1986 (2x), 1982

SEC GAMES

1	18	2006-07
2	9	2009
	9	2001
4	8	1981-82
	8	1949-50
6	7	2013
	7	1991
	7	1982-83
9	6	5 times: 2011, 2007, 1992, 1983, 1979

PLAINSMAN PARK

1	6	2008
	6	2006
3	5	2007
	5	2005
	5	1983
	5	1973-74
	5	1949-50
8	4	11 times, most recently 2013

PLAINSMAN PARK-SEC

1	6	2006
2	5	2009
	5	2007
	5	1983
	5	1949-50
6	4	9 times, most recently 2013

ROAD GAMES

1	15	1978-79
2	12	1982-83
3	11	1981-82
4	9	2006
	9	1979-80
6	8	2002

7	7	2011
	7	1999
	7	1986
	7	1981
	7	1955

SEC ROAD GAMES

1	13	1981-1982
2	9	1984-1985
	9	1979
4	8	1982-1983
5	7	2000-2001
	7	1999
7	6	six times, last in 2009

SEC SWEEPS

(Three-game)

AUBURN HOME SWEEP VS.

Alabama	April 20-22, 2001
Arkansas	April 13-15, 2001
Florida	April 11-12, 1987
Georgia	March 24-26, 2000
Kentucky	April 12-14, 1986
LSU	April 10-11, 1982
Ole Miss	March 12-13, 1988
Miss. State	May 7-9, 2010
S. Carolina	April 4-5, 1992
Tennessee	April 27-29, 2012
Vanderbilt	May 3-5, 2002

AUBURN ROAD SWEEP VS.

Alabama	March 8-9, 1976
Arkansas	March 17-19, 2000
Florida	Never
Georgia	March 19-21, 2010
Kentucky	April 8-10, 2011
LSU	May 7-8, 1988
Ole Miss	May 20-22, 2010
Miss. State	March 21-22, 1987
S. Carolina	Never
Tennessee	April 14-16, 2000
Vanderbilt	March 19-21, 1999

AUBURN SWEPT AT HOME

Alabama	May 7-8, 1983
Arkansas	March 20-22, 2009
Florida	March 23-25, 2007
Georgia	May 12-14, 2006
Kentucky	March 28-29, 1992
LSU	May 15-17, 2008
Ole Miss	May 1-3, 2009
Miss. State	Never
S. Carolina	April 20-22, 2012
Tennessee	Not after 1950
Vanderbilt	March 15-17, 2013

AUBURN SWEPT ON ROAD

Alabama	April 6-8, 2012
Arkansas	May 18-20, 2006
Florida	March 14-16, 2008
Georgia	May 4-6, 2012
Kentucky	April 19-20, 1968
LSU	March 24-26, 2013
Ole Miss	April 16-17, 1983
Miss. State	March 25-27, 2011
S. Carolina	April 29-May 1, 2011
Tennessee	Not after 1950
Vanderbilt	March 24-26, 2006



YEAR-BY-YEAR LEADERS

AT BATS

Table with columns: Year, Player, AB. Lists players from 1949 to 2013 and their at-bats.

RUNS

Table with columns: Year, Player, R. Lists players from 1949 and their runs.

Table with columns: Year, Player, H. Lists players from 1950 to 2013 and their hits.

HITS

Table with columns: Year, Player, H. Lists players from 1949 and their hits.

Table with columns: Year, Player, AVG. Lists players from 1951 to 2013 and their batting averages.

BATTING AVERAGE

Table with columns: Year, Player, AVG. Lists players from 1949 to 2013 and their batting averages.

Table with columns: Year, Player, HR. Lists players from 1955 to 2013 and their home runs.

HOME RUNS

Table with columns: Year, Player, HR. Lists players from 1949 to 2013 and their home runs.





1958	Lloyd Nix.....	2
	Pat Duke.....	3
	Rex Frederick.....	3
	Shot Johnston.....	3
1959	Morris Savage.....	2
1960	Bill Breakfield.....	4
1961	Larry Nichols.....	7
1962	Bill Breakfield.....	4
	Wayne Fowler.....	4
	Larry Nichols.....	4
1963	Jim Bachus.....	2
1964	Jim Bachus.....	2
	Jimmy Barfield.....	2
1965	Frank Fryer.....	3
1966	Ray Cox.....	5
	Scotty Long.....	5
1967	Scotty Long.....	*11
1968	Frank Baldasare.....	5
	Mike Peden.....	5
	Johnny Straiton.....	5
1969	Frank Baldasare.....	2
	Ken Dempsey.....	2
1970	NA.....	
1971	Jack Baker.....	8
	Ken Dempsey.....	8
1972	Joe Haefner.....	8
1973	Vic Sharek.....	3
1974	Steve Rea.....	6
1975	Steve Rea.....	7
1976	Richie Howard.....	10
1977	Pat Keedy.....	8
1978	Pat Keedy.....	11
	Steve Montgomery.....	11
1979	Dom Fucci.....	7
1980	Steve Renfro.....	7
1981	John Metasavage.....	8
	Johnny Tutt.....	8
1982	Doug Gilcrease.....	*17
1983	DeWayne Friend.....	11
1984	Mark Sayers.....	12
1985	Tim Lemons.....	18
1986	Paul Foster.....	10
1987	Frank Thomas.....	*21
1988	Frank Thomas.....	9
1989	Frank Thomas.....	19
1990	Tim Edge.....	9
1991	Brad Parker.....	13
1992	Brannen Veal.....	3
1993	Mark Bellhorn.....	8
	Cliff Shanks.....	8
1994	Kevin Chabot.....	12
1995	Mark Bellhorn.....	12
	Kevin Chabot.....	12
1996	Josh Etheredge.....	16
1997	Josh Etheredge.....	20
1998	Josh Etheredge.....	21
1999	Casey Dunn.....	16
2000	Todd Faulkner.....	22
2001	Gabe Gross.....	15
2002	Bobby Huddleston.....	11
2003	Bobby Huddleston.....	13
2004	Josh Bell.....	10
2005	Karl Amonite.....	11
	Josh Bell.....	11
2006	Josh Donaldson.....	10
2007	Mike Bianucci.....	14
2008	Mike Bianucci.....	13
2009	Joseph Sanders.....	19
2010	Hunter Morris.....	*23
2011	Casey McElroy.....	9
2012	Zach Alvord.....	6
2013	Garrett Cooper.....	7
	Damek Tomscha.....	7

RUNS BATTED IN

Year	Player	RBI
1949	Jack Rucker	9

1950	Dan Gilmore.....	16
1951	Jake Jones.....	23
1952	Bill McMurry.....	22
1953	Jimmy Powell.....	14
1954	Jim Pyburn.....	29
1955	Doug Dickey.....	23
1956	Billy Ray Roberson.....	23
1957	Rex Frederick.....	26
1958	Jack Crouch.....	30
1959	Gerald George.....	21
1960	Bill Breakfield.....	21
	Benny Catchings.....	21
1961	Larry Nichols.....	39
1962	Wayne Fowler.....	*32
	Larry Nichols.....	*32
1963	Larry Dempsey.....	23
1964	Jimmy Barfield.....	24
1965	Frank Fryer.....	22
1966	Frank Fryer.....	18
	Ralph Wells.....	18
1967	Scotty Long.....	45
1968	Frank Baldasare.....	25
1969	Dennis Womack.....	22
1970	NA.....	
1971	Jack Baker.....	35
1972	Joe Haefner.....	35
1973	Vic Sharek.....	38
1974	David Duffner.....	28
	Steve Rea.....	28
	Vic Sharek.....	28
1975	Mickey Miller.....	31
1976	Richie Howard.....	52
1977	Steve Renfro.....	36
1978	Dom Fucci.....	44
	Steve Montgomery.....	44
1979	Pat Keedy.....	31
1980	Steve Renfro.....	34
1981	John Metasavage.....	36
1982	Bob Berry.....	57
1983	DeWayne Friend.....	47
1984	DeWayne Friend.....	43
1985	Paul Foster.....	74
1986	Mark Sayers.....	53
1987	Frank Thomas.....	68
1988	Frank Thomas.....	54
1989	Frank Thomas.....	83
1990	Tim Edge.....	48
1991	Brannen Veal.....	67
1992	Brannen Veal.....	35
1993	Brian Alyea.....	47
1994	Brandon Moore.....	66
1995	Kevin Chabot.....	66
1996	Josh Etheredge.....	78
1997	Tim Hudson.....	95
1998	Josh Etheredge.....	90
1999	Casey Dunn.....	*86
2000	Todd Faulkner.....	103
2001	Gabe Gross.....	67
2002	Trent Pratt.....	64
2003	Bobby Huddleston.....	54
2004	Josh Bell.....	46
2005	Karl Amonite.....	59
	Josh Bell.....	59
2006	Andy Bennett.....	48
2007	Josh Donaldson.....	54
2008	Joseph Sanders.....	52
2009	Joseph Sanders.....	55
2010	Hunter Morris.....	*76
2011	Casey McElroy.....	53
2012	Creede Simpson.....	40
2013	Garrett Cooper.....	37
	Ryan Tella.....	37

STOLEN BASES

Year	Player	SB
1949	Erk Russell.....	7
1950	Charlie Gilbert.....	17

1951	NA.....	
1952	Bobby Jordan.....	9
1953	NA.....	
1954	NA.....	
1955	NA.....	
1956	Billy Ray Roberson.....	20
1957	Billy Ray Roberson.....	8
1958	Pat Duke.....	7
1959	Jim Douglas.....	8
1960	Larry Nichols.....	10
1961	Larry Nichols.....	4
1962	Wayne Fowler.....	1
1963	Jim Bachus.....	13
1964	Dink Haire.....	17
1965	Dink Haire.....	11
1966	Frank Fryer.....	5
	Ralph Wells.....	5
1967	George Simmons.....	6
1968	Rick Countryman.....	4
1969	Frank Baldasare.....	17
1970	NA.....	
1971	Bill Cameron.....	15
1972	Bill Cameron.....	17
1973	Mark Hatchett.....	21
1974	Curt Cope.....	26
1975	Curt Cope.....	15
1976	Curt Cope.....	21
1977	Dom Fucci.....	21
1978	Dom Fucci.....	*28
1979	Robert Sorrell.....	15
1980	Johnny Tutt.....	16
1981	Robert Sorrell.....	15
1982	Bob Berry.....	7
1983	Russell Smith.....	6
1984	Rock Wilson.....	12
1985	Bo Jackson.....	9
1986	Trey Gainous.....	13
1987	Rock Wilson.....	26
1988	Steve Burroughs.....	4
	Clark Preble.....	4
	Frank Thomas.....	4
1989	Chris Hart.....	9
1990	Andy Albrecht.....	6
1991	Chris Christopher.....	7
1992	Chris Christopher.....	17
1993	Chris Christopher.....	19
1994	Mark Bellhorn.....	12
	Shawn McNally.....	12
1995	Mark Bellhorn.....	11
	Ken Key.....	11
1996	Rob Macrory.....	24
1997	Rob Macrory.....	26
1998	Scott Pratt.....	33
1999	Mailon Kent.....	40
2000	Mailon Kent.....	27
2001	Javon Moran.....	24
2002	Jonathan Schuerholz.....	19
2003	Javon Moran.....	26
2004	Clete Thomas.....	24
2005	Tyler Johnstone.....	24
2006	Tyler Johnstone.....	15
2007	Bruce Edwards.....	28
2008	Trent Mummy.....	18
2009	Trent Mummy.....	17
2010	Justin Fradejas.....	14
2011	Creede Simpson.....	8
2012	Jay Gonzalez.....	*30
2013	Ryan Tella.....	14

WINS

Year	Player	W-L
1949	Bill Letchworth.....	4-1
1950	George Hill.....	4-3
1951	Bill Letchworth.....	6-6
1952	Buck Bradberry.....	5-5
1953	Paul Susce.....	4-3
1954	Paul Susce.....	7-1

1955	Wynton Overstreet.....	3-4
	Herbie Pearce.....	3-2
1956	Paul Susce.....	7-3
1957	Henry Dumas.....	4-2
	Fred McDuffy.....	4-3
	Wynton Overstreet.....	4-2
1958	Alan Koch.....	7-2
	Red Roberts.....	7-1
1959	Lloyd Nix.....	6-0
1960	Alan Koch.....	7-2
1961	Jim Boyd.....	5-1
1962	Jim Boyd.....	5-3
	Joe Overton.....	5-1
1963	Joe Overton.....	*9-2
1964	Jimmy Crysel.....	*9-1
1965	Montie Sharpe.....	7-2
1966	Q.V. Lowe.....	8-2
1967	Q.V. Lowe.....	*15-1
1968	Tommy Smith.....	7-4
1969	Rick Eisenacher.....	7-3
1970	Rick Eisenacher.....	8-
1971	Earl Nance.....	6-2
	Jack Van Yperen.....	6-4
1972	Bill Lawrence.....	5-3
	Jack Van Yperen.....	5-7
1973	Bill Lawrence.....	6-4
1974	Terry Leach.....	9-0
	Davis May.....	9-3
1975	Joe Beckwith.....	7-3
1976	Robert Hudson.....	10-5
1977	Joe Beckwith.....	9-5
	Robert Hudson.....	9-4
1978	Lynn Humphries.....	7-3
	Scott Roney.....	7-6
1979	Lynn Humphries.....	5-5
	Mark Shiflett.....	5-6
1980	Mark Shiflett.....	9-5
1981	Phil Deriso.....	7-7
	Mark Shiflett.....	7-3
1982	Ward Yerby.....	5-5
1983	Scott Tillery.....	4-6
1984	Tim McLain.....	6-2
1985	David Adams.....	6-6
	Charlie Smith.....	6-2
1986	Mark Chapman.....	7-6
	Gregg Olson.....	7-3
1987	Mark Chapman.....	11-4
	Gregg Olson.....	11-1
1988	Scott Renner.....	9-4
1989	Tommy Youngblood.....	14-3
1990	Mike Ferry.....	8-10
	Jason Harkins.....	8-5
1991	John Powell.....	10-4
1992	Mark Fuller.....	9-3
1993	John Powell.....	*15-5
1994	Kevin Humphreys.....	13-4
1995	Ryan Halla.....	*16-3
1996	Bryan Hebson.....	7-6
1997	Tim Hudson.....	*15-2
1998	Hayden Gliemmo.....	*13-3
1999	Hayden Gliemmo.....	*13-7
	Brent Schoening.....	*13-1
2000	Chris Bootcheck.....	9-2
	Colter Bean.....	9-5
2001	Levale Speigner.....	8-3
2002	Colby Paxton.....	8-6
2003	Levale Speigner.....	10-0
2004	Steven Register.....	7-0
2005	Arnold Hughhey.....	8-4
2006	Evan Crawford.....	5-8
2007	Paul Burnside.....	7-1
2008	Grant Dayton.....	7-2
2009	Bradley Hendrix.....	7-3
2010	Grant Dayton.....	8-3
2011	Derek Varnadore.....	6-3
2012	Jon Luke Jacobs.....	5-4
	Trey Cochran-Gill.....	5-2



2013 Michael O'Neal.....8-4

ERA

Table with columns Year, Player, ERA. Lists ERA records from 1949 to 2013.

STRIKEOUTS

Table with columns Year, Player, SO. Lists strikeout records from 1949 to 2013.

Main table with columns Year, Player, IP. Lists innings pitched records from 1954 to 2013.

INNINGS PITCHED

Table with columns Year, Player, IP. Lists innings pitched records from 1949 to 2013.

Table with columns Year, Player, SV. Lists saves records from 1959 to 2013.

SAVES

Table with columns Year, Player, SV. Lists saves records from 1978 to 1992.

Table with columns Year, Player, SEC Leader. Lists SEC leader records from 1993 to 2013.

* SEC Leader

AUBURN TRIPLE CROWN WINNERS

Table listing Auburn Triple Crown winners from 1962 to 2013.

AUBURN PITCHING TRIPLE CROWN WINNERS

Table listing Auburn Pitching Triple Crown winners from 1951 to 2011.





TEAM AND INDIVIDUAL SUPERLATIVES

AUBURN'S SEC/NCAA LEADERS

SEC BATTING			SEC PITCHING		
AVERAGE			WINS		
1971	Joey Martin	.417	1963	Joe Overton	8
1985	Paul Foster	.433	1964	Jimmy Crysel	9
1988	Frank Thomas	.385	1967	Q.V. Lowe	15
1989	Frank Thomas	.403	1993	John Powell	15
1990	Tim Edge	.387	1995	Ryan Halla	16
2000	Gabe Gross	.430	1997	Tim Hudson	15
			1998	Hayden Gliemmo	13
			1999	Hayden Gliemmo	13
				Brent Schoening	13
HITS			EARNED RUN AVERAGE		
1968	Frank Baldasare	45	1963	Joe Overton	1.26
1994	Jay Waggoner	119	1965	Mike Sharpe	1.79
			1968	George Simmons	1.25
			1974	Terry Leach	1.30
			1987	Gregg Olson	1.27
			1988	Gregg Olson	2.00
			2005	John Madden	1.77
RUNS			STRIKEOUTS		
1964	Otis Bibb	30	1967	Q.V. Lowe	123
1978	Dom Fucci	58	1968	Tony Smith	81
			1993	John Powell	191
			1997	Tim Hudson	165
HOME RUNS			SAVES		
1967	Scotty Long	11	1995	Finley Woodard	19
1982	Doug Gilcrease	17	2003	Steven Register	16
1987	Frank Thomas	*21	2005	Michael Nix	13
2010	Hunter Morris	23			
			* - Tied for SEC lead		
TRIPLES			INDIVIDUAL NCAA LEADERS		
1964	Jimmy Barfield	6	TRIPLES PER GAME		
1965	Frank Fryer	5	1965	Frank Fryer	0.26
1973	Mark Hatchett	5	TOTAL BASES		
1980	Johnny Tutt	*5	2010	Hunter Morris	202
1984	Rock Wilson	*7	EARNED RUN AVERAGE		
1986	Trey Gainous	10	1987	Gregg Olson	1.26
1987	Rock Wilson	7	STRIKEOUT RATIO (k/9 inn.)		
1998	Scott Pratt	8	1965	Frank Fryer	0.26
2005	Clete Thomas	6	VICTORIES		
			1997	Tim Hudson	15
DOUBLES			SAVES		
1961	Ben Catchings	*6	2003	Steven Register	16
1962	Larry Nichols	11	TEAM NCAA LEADERS		
1964	Jimmy Barfield	9	HOME RUNS		
1971	Ken Dempsey	*12	2010		131
1987	Tony Haney	25	HOME RUNS PER GAME		
2005	Karl Amonite	25	2010		2.05
RUNS BATTED IN			SLUGGING PERCENTAGE		
1962	Larry Nichols	32	2010		.591
1999	Casey Dunn	86			
2010	Hunter Morris	76			
STOLEN BASES					
1978	Dom Fucci	28			
2012	Jay Gonzalez	30			

MARCH 19, 2002

Score Auburn 9, UAB 2
 Feat Combined No-hitter
 Individuals Mike Mueller [2.0], Lee Carter [1.0], Brandon Channell [1.0], Reid Price [1.0], Andrew Skinner [1.0], Arnold Hughey [1.0], Ken Clayton [1.0], Cory Dueitt [0.2], Sean Jones [0.1]
 Notes: NCAA Division I record nine pitchers combined to no-hit UAB ...Six base runners on the evening ... One hit batter in the second inning along with two walks and three Auburn errors in the ninth inning ... Only four balls hit out of the infield.

MARCH 2, 2002

Score Auburn 9, Murray State 0
 Feat Perfect Game
 Individual Eric Brandon [9.0]
 Notes Retires all 27 batters faced, while striking out a career-high 12 batters ... First Auburn pitcher and first Southeastern Conference pitcher since 1963 (39 years) to toss a nine-inning perfect game ... Threw 94 pitches, including 69 for strikes ... Brandon's parents both hail from Murray, Ky., and graduated from Murray State.

APRIL 30, 1991

Score Auburn 14, LaGrange 0 [7 inn.]
 Feat Perfect Game
 Individual Jason Johnson [7.0]

MARCH 11, 1979

Score Auburn 10, Clemson 1
 Feat Combined No-Hitter
 Individuals Dan Becton [6.0], Phil Deriso [3.0]

FEBRUARY 26, 1976

Score Auburn 5, Houston 0 [7 inn.]
 Feat No-hitter
 Individual Joe Beckwith [7.0]
 Notes No-hitter came in the season opener.



THE LAST TIME IT HAPPENED

GRAND SLAMS (since 1979)

Date	Player	Opponent	Pitcher (R/L)	Inn.
4/1/79	Pat Keedy	Alabama	Ben Flagler	7th
1979	Tim Rowell	Fairfield	Joe Cizynski	1st
4/10/82	John Metasavage	LSU	Bill Donathon	2nd
4/14/82	Magentale	at Columbus College	Givens	1st
5/11/82	Bob Berry	at Georgia State	Tracy Dean	5th
4/6/85	Tim Lemmons	at Alabama	Greg Hibbard (L)	7th
4/7/85	Tim Lemmons	at Alabama	Mike Sodder (L)	3rd
5/2/85	Paul Foster	Alabama (Dothan)	Jeff Oyster (R)	5th
3/10/86	Paul Foster	RICHMOND	Jim Merritt (R)	7th
3/12/86	Mark Sayers	at UAB	Chris Murdock (R)	6th
3/29/86	Mark Sayers	at Vanderbilt [Gm 1]	John Parke (R)	2nd
5/1/86	Tony Haney	Alabama (Dothan)	Todd Poelstra (L)	6th
2/25/87	Frank Thomas	at UAB	Chris Murdock (R)	6th
3/8/87	Frank Thomas	at Samford	Rex Tuckler (L)	3rd
5/2/87	T. Youngblood	at Tennessee	Ron Morton (R)	9th
3/6/88	Jeff Livesey	at Vanderbilt	Mike McLochlin (R)	9th
3/20/88	Jeff Livesey	at Georgia	Phil Willis (R)	5th
3/31/88	Jeff Livesey	RIDER	Kenny Kremer (L)	8th
5/20/89	Joe Siwa	W. CAROLINA	Paul Menhart (R)	3rd
4/1/90	Mickey Tomey	at LSU	Jason Wall (L)	7th
2/8/91	Andrew Albrecht	W. CAROLINA	Jeff Graham (R)	2nd
3/4/91	Jeff Leatherman	APPALACHIAN ST.	Gary Davis (R)	8th
4/12/92	Chris Holland (ITP)	at Arkansas	Brent Birch (L)	3rd
3/5/93	Mark Bellhorn	TAMPA	Keith LeBrecque (R)	6th
3/5/94	Kevin Chabot	JACKSONVILLE ST.	Tony Shaver (R)	1st
4/11/94	Ken Key	ETSU	Todd Anderson (R)	3rd
3/17/95	Mark Bellhorn	E. MICHIGAN	Tim Tessmar (L)	8th
3/19/95	Kevin Chabot	E. MICHIGAN	Mark Rutherford (R)	3rd
2/17/96	Josh Etheredge	VMI [Gm. 1]	Danny Hughes (R)	3rd
3/5/96	Josh Etheredge	UNC-G' BORO	Jonathan Jackson (R)	5th
4/2/96	Josh Etheredge	at Ole Miss	Charles Barbour (R)	7th
3/4/97	Josh Etheredge	Samford (Vestavia)	Glen Criswell (R)	6th
3/21/97	Adam Sullivan	GEORGIA	Glen Criswell (R)	6th
3/23/97	Josh Etheredge	GEORGIA	Chris Hall (R)	7th
3/25/97	Casey Dunn	at UAB	Dough Bridges (L)	1st
5/9/97	Tim Hudson	OLE MISS	Scott Beyer (R)	5th
2/10/98	Jamie Kersh	WINTHROP	Dan DeYoung (R)	9th
3/22/98	Josh Etheredge	at Georgia	Aaron Sundsmo (R)	9th
5/9/98	Casey Dunn	at Alabama	Matt Hanson (R)	6th
2/11/00	Mailon Kent	FURMAN	Matt Bernard (R)	9th
3/12/00	Todd Faulkner	SOUTH CAROLINA	Mike Dugan (L)	7th
3/19/00	Jonathan Schuerholz	at Arkansas	Jamie Poston (R)	8th
4/2/00	Brett Burnham	LSU	Mitch Tisher (R)	7th
4/29/00	Mailon Kent	at Florida	Heath McMurray (R)	5th
5/6/00	Jonathan Schuerholz	at Alabama	Eddie Rojas (L)	6th
5/27/00	Mailon Kent	vs. Stetson	Brice Heath (R)	8th
2/10/01	Gabe Gross	CAMPBELL [Gm. 1]	Charles Aulet (R)	4th
5/11/01	Gabe Gross	at LSU	Rob Finch (R)	3rd
5/31/02	Sean Gamble	vs. Florida Atlantic	Billy Brian (R)	6th
3/22/03	Karl Amonite	at Kentucky	Travis NeSmith (R)	2nd
4/13/03	Josh Bell	at Mississippi State	Galvin (R)	7th
5/31/03	Scott Schade	CLEMSON	Ramsey (R)	5th
4/23/05	Jeff Boutwell (ITP)	FLORIDA	Walker (R)	8th
2/26/06	Mike Bianucci	ELON	Alan Horne (R)	1st
4/15/06	Jeff Boutwell	MISSISSIPPI STATE	Justin Bors (R)	4th
2/11/07	Eric Skinner	at South Alabama	Josh Johnson (R)	4th
4/6/07	Robert Brooks	at LSU	Nabors (R)	1st
5/17/07	Joseph Sanders	at Kentucky	Furbush (L)	3rd
3/25/08	Joseph Sanders	SAMFORD	Rusin (L)	4th
3/18/09	Trent Mummey	CHAS. SOUTHERN	Vanfleteren (R)	4th
3/24/09	Joseph Sanders	at Samford	Deighan (R)	8th
4/28/09	Ben Jones	TROY	Vanderheiden (R)	6th
3/21/10	Hunter Morris	at Georgia	Mathers (L)	5th
4/9/10	Trent Mummey	LSU	Tanner (R)	6th
5/15/10	Trent Mummey	TENNESSEE	Bradshaw (R)	8th
2/22/11	Tony Caldwell	JACKSONVILLE STATE	Blount (R)	3rd
3/19/11	Kevin Patterson	ARKANSAS	Watts (L)	1st
5/20/11	Tony Caldwell	at Tennessee	Moore (R)	4th
3/17/12	Zach Alvord	at Ole Miss	Saberhagen (L)	9th
5/8/12	Zach Alvord	Presbyterian	Ellis (R)	8th
			White (L)	6th

ITP - Inside-the-park HR

LEADOFF HOME RUNS (since 1979)

Date	Player	Opponent
4/27/81	Barry Panter	Montevallo
3/20/82	Neal Mitchell	Mississippi St.
4/15/82	Neal Mitchell	Columbus College
3/30/84	Rock Wilson	Troy State
2/22/86	Bo Jackson	Clemson
3/14/87	Rock Wilson	Georgia
4/25/87	Rock Wilson	Alabama
4/26/89	Chris Hart	UAB
4/30/89	Chris Hart	Tennessee
5/14/89	Chris Hart	Georgia
2/11/90	Chris Hart	Western Carolina
2/10/91	Mike Killimett	Western Carolina
3/31/96	Adam Sullivan	Kentucky
4/23/96	Adam Sullivan	Marshall
4/22/97	Adam Sullivan	Marshall
2/16/00	Mailon Kent	UAB
3/17/02	Javon Moran	Kentucky
3/4/08	Luke Greinke	Davidson
3/18/08	Trent Mummey	at Troy
4/13/08	Trent Mummey	South Carolina
3/6/09	Trent Mummey	Brown
3/7/09 [G2]	Trent Mummey	Brown
3/11/09	Trent Mummey	Western Kentucky
3/18/09	Trent Mummey	Charleston Southern

WALK-OFF HOME RUNS (since 1979)

Date	Player	Opponent
3/8/80 [13th]	Doug Gilcrease	Mississippi St.
3/9/80 [11th]	Steve Renfro	Mississippi St.
4/26/80	Steve Renfro	Ole Miss
5/3/80	Rodney Rushing	Alabama
3/18/82	Rodney Dollar (10th)	Austin Peay
5/4/82	Bob Berry	Troy State
4/5/83 [11th]	DeWayne Friend	Jacksonville St.
4/12/85 [G2]	Bo Jackson	Mississippi St.
3/13/85	Tim Lemons	Virginia
2/18/87 [11th]	Tony Haney	Huntington
5/24/97	David Ross	at Florida State
2/10/98	Jamie Kersh	Winthrop
2/7/03	Sean Gamble	VCU
2/20/04	Josh Bell (10th)	Boston College
2/6/05	Clete Thomas	Hofstra
2/17/06	Mike Bianucci	Hofstra
3/14/07	Josh Donaldson	VMI
2/20/09	Justin Hargett	Elon
4/10/09 [11th]	Justin Hargett	Florida
2/26/10 [10th]	Brian Fletcher	Boston College
2/15/13	Damek Tomscha	Maine

BACK-TO-BACK HOME RUNS (since 1979)

Date	Players	Opponent	Inn.
3/17/79	J.B. Brown-Steve Montgomery	at Mississippi St.	5th
3/24/81	Bob Berry-Dav. Mogentale-Mike Swaim	at SE Louisiana	7th
5/5/82	Bob Berry-Rodney Dollar	Livingston	5th
4/13/83	Paul Foster-Bo Jackson	at Ala. Christian	5th
4/14/83	David Miller-Bob Berry	at Georgia Tech	1st
3/30/84	Kevin Henry-Kevin Jordan	at Troy State	4th
3/30/84	Donnie Thomas-DeWayne Friend	at Troy State	5th
4/19/84	Donnie Thomas-DeWayne Friend	Fla. Int'l	2nd
3/1985	Bo Jackson-Mark Sayer	at Troy State	8th
3/23/85	Paul Foster-Bo Jackson	Ole Miss	3rd
4/2/85	Paul Foster-Bo Jackson	at Georgia	8th
3/29/86	Mark Sayers-Paul Foster	at Vanderbilt	2nd
5/16/87	Kevin Henry-Frank Thomas	Mississippi St.	4th
3/31/91	Brad Parker-Brannen Veal	LSU	3rd
2/26/94	Dallan Ruch-Kevin Chabot	MTSU	6th
4/19/94	Mark Bellhorn-Brandon Moore	Troy State	1st
3/22/95	Jay Waggoner-Mark Bellhorn	at UAB	6th
4/10/95	Kirby Clark-Josh Etheredge	at MTSU	3rd
4/15/95	Dallan Ruch-Kirby Clark	Arkansas	4th
5/6/95	Mark Bellhorn-Shawn McNally	at LSU	4th
3/25/97	Tucker Dearth-Jamie Kersh	at UAB	6th
4/9/97	Tim Hudson-Jamie Kersh	VMI	7th





TEAM AND INDIVIDUAL SUPERLATIVES

2/20/98	Scott Pratt-Josh Etheredge	UNC Charlotte	6th
3/10/99	Casey Dunn-Jamie Kersh	VCU	7th
3/26/99	Casey Dunn-Jamie Kersh	Alabama	4th
5/28/99	Dominic Rich-Mailon Kent	N. Carolina St.	7th
2/8/00	Dominic Rich-Gabe Gross	at Samford	7th
4/23/00	Gabe Gross-Todd Faulkner	Vanderbilt	5th
4/18/03	Bobby Huddleston-Karl Amonite	Arkansas	6th
5/3/03	Bobby Huddleston-Karl Amonite	Florida	7th
6/1/03	Bobby Huddleston-Karl Amonite	Ohio State	3rd
5/22/05	Josh Bell-Karl Amonite	Alabama	1st
3/28/06	Derek Sain-Ryan Stanley	at Troy	7th
2/10/07	Josh Donaldson-Mike Bianucci	Hofstra	7th
4/20/08	Mike Bianucci-Hunter Morris	at Vanderbilt	6th
5/9/08	Mike Bianucci-Hunter Morris	at Ole Miss	5th
3/6/09	Trent Mummy-Joseph Sanders	Brown	1st
3/11/09	Brian Fletcher-Kevin Patterson	Western Kentucky	1st
3/15/09	Brian Fletcher-Kevin Patterson	at Tennessee [G1]	1st
4/5/09	Trent Mummy-Joseph Sanders	at Mississippi State	5th
4/15/09	Trent Mummy-Joseph Sanders	South Alabama	1st
3/6/10	Hunter Morris-Brian Fletcher	Miami (Ohio)	6th
4/20/10	Brian Fletcher-Hunter Morris	Troy	6th
4/23/10	Tony Caldwell-Kevin Patterson	Kentucky	7th
5/1/10	Ryan Jenkins-Dan Gamache	at Arkansas	5th
5/8/10	B. Fletcher-H. Morris-K. Patterson	Mississippi State	5th
5/8/10	Casey McElroy-Dan Gamache	Mississippi State	7th
5/11/10	Casey McElroy-Ryan Jenkins	at South Alabama	2nd
5/15/10	Trent Mummy-Brian Fletcher	Tennessee	3rd
4/27/11	Justin Frajejas-Dan Gamache	Texas Southern	2nd
4/6/13	Cullen Wacker-Garrett Cooper	at Texas A&M	3rd

FIVE-HIT GAMES (Since 1974)

Player (Yr)	AB	Opponent	Date
Andy Merchant (Sr.)	6-for-8	at Florida [20 inn.]	April 22, 1972
Doug Gilcrease (Sr.)	5-for-5	LSU	April 11, 1982
Neal Mitchell (Jr.)	5-for-5	at Columbus College	April 15, 1982
David Mogentale (Sr.)	5-for-6	Clemson	May 9, 1982
Paul Foster (Jr.)	5-for-5	Samford	February 27, 1985
Bo Jackson Jr.	5-for-6	at UAB	March 7, 1985
Mark Sayer (Jr.)	5-for-6	Georgia Southwestern	April 16, 1985
Clark Preble (Jr.)	5-for-6	at Georgia	March 20, 1988
Jeff Powell (So.)	5-for-6	Huntingdon	February 14, 1990
Tim Edge (Jr.)	5-for-5	Mississippi State	April 7, 1990
Brandon Moore (Jr.)	5-for-5	vs. Alabama (Montgomery, Ala.)	May 14, 1993
Cliff Shanks (Jr.)	5-for-5	at Oklahoma State	May 28, 1993
Jay Waggoner (Jr.)	5-for-8	Troy State	March 2, 1994
Mike Killimett (Sr.)	5-for-6	Georgia	March 25, 1994
Jay Waggoner (Jr.)	5-for-5	Birmingham Southern	April 13, 1994
Mark Bellhorn (So.)	5-for-5	vs. Old Dominion [10] (Clemson, S.C.)	May 27, 1994
Josh Etheredge (Jr.)	6-for-6	at South Carolina	March 9, 1997
Rob Macrory (Sr.)	5-for-5	at Kentucky	March 30, 1997
Tim Hudson (Sr.)	5-for-5	at Kentucky	March 30, 1997
Adam Sullivan (Sr.)	5-for-6	Alabama	April 13, 1997
Adam Sullivan (Sr.)	5-for-6	vs. Western Carolina (Tallahassee, Fla.)	May 22, 1997
Casey Dunn (Jr.)	5-for-5	at Alabama	May 10, 1998
Todd Faulkner (So.)	5-for-7	vs. Georgia Tech (Orlando, Fla.)	January 29, 1999
Casey Dunn (Sr.)	5-for-6	Tennessee	April 9, 1999
Casey Dunn (Sr.)	5-for-5	Tulane	May 30, 1999
Dominic Rich (Jr.)	5-for-6	UNC Charlotte	March 4, 2000
Todd Faulkner (Jr.)	5-for-5	UNC Charlotte	March 5, 2000
Mailon Kent (Sr.)	5-for-5	Alabama	April 22, 2001
Doug Vines (Fr.)	5-for-5	North Carolina	March 10, 2002
Tug Hulett (Fr.)	5-for-5	Georgia	May 10, 2002
Javon Moran (So.)	5-for-5	vs. Florida Atlanta (Tuscaloosa, Ala.)	May 31, 2002
Clete Thomas (Fr.)	5-for-5	at North Carolina	March 9, 2003
Sean Gamble (Jr.)	5-for-6	at South Alabama	April 13, 2004
Tug Hulett (Jr.)	5-for-7	Mississippi State	April 24, 2004
Tyler Johnstone (Jr.)	6-for-7	Elon	February 25, 2005
Clete Thomas (Jr.)	5-for-6	Arkansas	April 3, 2005
Joseph Sanders (So.)	5-for-5	at Mercer	May 13, 2008
Casey McElroy (Fr.)	5-for-5	at LSU	April 26, 2009
Creede Simpson (So.)	5-for-6	vs. Miami (Ohio)	March 5, 2010
Hunter Morris (Jr.)	5-for-6	at Georgia	March 21, 2010
Tony Caldwell (Sr.)	5-for-5	at Kentucky	April 9, 2011
Ryan Tella (So.)	5-for-6	Presbyterian	May 8, 2012

20-Run Games

AUBURN'S

32-9	TROY STATE (3/2/94)
29-22	at Mercer (1951)
28-6	at Samford (2/6/00)
26-6	TROY (4/28/09)
25-4	VANDERBILT (1958)
25-6	at Kentucky (1956)
24-9	Vanderbilt (1965)
24-13	GEORGIA TECH (1961)
23-1	GEORGIA (3/25/94)
23-2	at UAB (2/25/87)
23-2	GEORGIA TECH (1951)
23-4	at Jacksonville (1974)
23-5	UNC CHARLOTTE (2/21/97)
23-11	at Georgia (4/2/85)
22-0	ALCORN STATE (2/21/12)
22-0	TAMPA (3/5/93)
22-1	Seton Hall (5/23/87-NCAA)
22-4	FURMAN (2/12/2000)
22-6	MERCER (4/10/07)
22-7	GEORGIA STATE (4/6/10)
22-7	SAMFORD (2/27/85)
22-8	at Vanderbilt (1967)
22-8	at Tennessee (4/25/97)
22-23	HUNTINGDON (1983)
21-4	MARSHALL (2/16/02)
21-4	MERCER (1956)
21-6	at South Carolina (3/9/97)
21-6	FAIRFIELD (1979)
21-9	Alabama (3/30/89)
21-9	GEORGIA TECH (1954)
21-11	at Arkansas (3/19/2000)
20-1	UAB (4/13/93)
20-2	at Columbus College (1982)
20-3	at Georgia (3/19/10)
20-4	at Huntingdon (1982)
20-5	at South Alabama (2/25/07)
20-6	LAGRANGE (4/3/90)
20-7	VANDERBILT (4/9/94)
20-7	Davidson (3/3/97)
20-8	MONTEVALLO (1980)
20-14	MERCER (4/16/96)

OPPONENT'S

24-2	FLORIDA (4/11/09)
23-22	HUNTINGDON (1983)
22-7	ALABAMA (4/12/97, Gm. 2)
22-8	at Florida (5/2/04)
22-10	CLEMSON (1982)
22-29	at Mercer (1951)
21-2	at LSU (5/8/93, Gm. 1)
21-7	at Florida State (1980)
20-9	ARKANSAS (3/13/99)
20-7	at Alabama (1949)
20-5	at Georgia Tech (3/30/04)
20-5	at LSU (5/11/2001)



THE LAST TIME IT HAPPENED

BATTING SUPERLATIVES

5 Hits in a game	Ryan Tella vs. Presbyterian [5-for-6, 3B] (5/8/12)
6 Hits in a game	Tyler Johnstone vs. Elon [6-for-7, 2B, 3B] (2/25/05)
5 Runs in a game	Casey McElroy vs. Troy (4/28/09)
6-Runs in a game	never
10-game hitting streak	Jordan Ebert, 12 games (March 28-April 13, 2013)
15-game hitting streak	Garrett Cooper, 15 games (April 16-May 12, 2013)
20-game hitting streak	Trent Mummy, 20 games (Feb. 21-March 20, 2009)
25-game hitting streak	Justin Fradejas, 27 games (March 23-May 7, 2010)
30-game hitting streak	Casey Dunn, 31 games (Feb. 22 [G1]-April 15, 1997)
3 doubles in a game	Blake Austin vs. Ole Miss (5/4/13)
4 doubles in a game	Ken Dempsey vs. Georgia (1971)
2 triples in a game	Jay Gonzalez vs. Alabama State (2/28/12)
3 triples in a game	never
2 home runs in one game	Dan Glevenyak at Jacksonville State (5/7/13)
3 home runs in one game	Tony Caldwell at Kentucky (4/9/11)
8 RBI in a game	Justin Bryant at Georgia (3/19/10)
9 RBI in a game	Hunter Morris at Georgia (3/21/10)
10 RBI in a game	Bob Berry vs. Huntington (4/15/82)
Grand Slam home run	Zach Alvord vs. Presbyterian (5/8/12)
Inside-the-park home run	Ryan Tella vs. College of Charleston (2/23/13)
HR to begin game	Trent Mummy vs. Charleston Southern (3/18/09)
Two HR in one inning	Dan Glevenyak at Jacksonville State (8th) (5/7/13)
HR in consecutive at bats	Dan Glevenyak at Jacksonville State (5/7/13)
HR in three consecutive at bats	Brian Fletcher vs. South Alabama (4/15/09)
HR in consecutive games	Damek Tomscha (5/4-5/13)
HR in three consecutive games	Damek Tomscha (5/4-7/13)
HR in three consecutive SEC games	Trent Mummy (4/17-23/10)
HR in four consecutive games	Joseph Sanders (5/10-15/08)
HR in four consecutive SEC games	Mike Bianucci (5/2-9/08)
HR in five consecutive games	Tim Lemons (4/6-10/85)
Walk-off HR	Damek Tomscha vs. Maine (2/15/13)
Pinch-hit HR	Patrick Savage [6th] & Kody Ortman [6th] vs. Alcorn State (2/21/12)
Pinch-hit Grand Slam	Heath Higgins at Arkansas [9th] (3/19/00)
Hit for the cycle	Clete Thomas [3B, 1B, 1B, HR, 2B] vs. Arkansas (4/3/05)
Stole Home	Justin Hargett vs. Davidson (Gm 2) [4th] (3/3/10)
Scored 20 or more runs	22 vs. Alcorn State (2/21/12)
Scored 25 or more runs	26 vs. Troy (4/28/09)
Scored 30 or more runs	32 vs. Troy State (3/2/94)
Recorded 15 or more hits	15, vs. Samford (5/8/13)
Recorded 20 or more hits	20, vs. Alcorn State (2/21/12)

PITCHING SUPERLATIVES

Nine-inning No-hitter	Eric Brandon vs. Murray State (3/2/02)
Nine-inning No-hitter (combined)	Mike Mueller [2.0], Lee Carter [1.0], Brandon Channell [1.0], Reid Price [1.0], Andrew Skinner [1.0], Arnold Hughey [1.0], Ken Clayton [1.0], Cory Dueitt [0.2], Sean Jones [0.1] vs. UAB (3/19/02)
Seven-inning No-hitter	Jason Johnson vs. LaGrange College (4/30/91)
Nine-Inning Perfect Game	Eric Brandon vs. Murray State (3/2/02)
Seven-Inning Perfect Game	Jason Johnson vs. LaGrange College (4/30/91)
One-hitter (individual)	Colby Paxton vs. Kentucky (3/17/02)
One-hitter (combined)	Chris Dennis [3.0], Josh Sullivan [3.0], Eric Brandon [3.0] vs. Mercer (5/13/03)

Two-hitter (individual)	Derek Varnadore vs. Radford (2/27/11)
Two-hitter (combined)	Will Kendall [3.0], Daniel Koger [6.0] vs. Alabama (3/30/13)
Three-hitter (individual)	Cole Nelson vs. Tennessee (5/15/10)
Three-hitter (combined)	Dillon Ortman [3.0], Conner Kendrick [6.0] vs. Alabama (3/5/13)
Struck out 10 or more	Jon Luke Jacobs vs. South Alabama [11] (3/20/12)
Struck out 15 or more	Chris Bootcheck vs. West Virginia [15] (3/6/99)
Three pitches in an inning	Chris Dennis vs. Florida State [5th] (2/10/06)
Nine-Inning Complete Game	Michael O'Neal vs. Brown (3/9/13)
Complete Game	Michael O'Neal at Missouri - 7 innings (4/28/13)
Complete Game Shutout	Michael O'Neal vs. Brown (3/9/13)
Retired 15+ consecutive (indiv.)	Grant Dayton [17] at Tennessee (3/13/09)

FIELDING SUPERLATIVES

3 Errors in a game	Josh Donaldson at LSU (4/8/07)
4 Errors in a game	Brett Burnham at Alabama (4/5/00)
3 Double Plays turned in a game	vs. Alabama (3/30/13)
4 Double Plays turned in a game	vs. Florida (5/19/12)
5 Double Plays turned in a game	never
Triple Play (Auburn)	vs. Memphis State (5/22/78)
Triple Play (Opponent)	at Florida [4th] (3/15/08)
Threw A Runner Out At Plate To End Game	Creede Simpson vs. Florida (5/19/12)

TEAM SUPERLATIVES

Won 10 or more consecutive games	13 (2/2-24/01)
Won 15 or more consecutive games	17 (2/7-3/5/97)
Won 8 or more straight SEC games	9 (4/1-21/95)
Lost 5 or more consecutive games	5 (5/1-9/09)
Home Winning Streak	12 (3/30-5/4/01)
Road Winning Streak	10 (3/4-29/03)
Season-Opening Winning Streak	13 (2/2-24/01)
Extra-Innings Victory	6-4, 10 innings at Texas A&M (4/5/13)
Extra-Innings Loss	6-5, 11 innings at Georgia (5/5/12)
Shut out an opponent	3-0 vs. #11 Arkansas (5/16/13)
Was shut out	1-0 vs. #11 Arkansas (5/17/13)
Was held to one hit	at Vanderbilt (3/24/06)
Overcome a deficit of 7+ runs	9 runs, [9-0, 16-14] vs. Mississippi State (5/8/10)
Won a 1-0 Game	4/9/93 vs. Samford
Lost a 1-0 Game	5/17/13 vs. #11 Arkansas

10+ Runs in an Inning	12 at Jacksonville State (8th) (5/7/13)
10+ Hits in an Inning	11 vs. Furman [5th] (2/12/00)





YEAR-BY-YEAR RESULTS & TEAM STATS

Date	Opponent	Score	W/L
3/30	at Mercer	4-1	W
3/31	at Montgomery Rebels	0-8	L
4/1	at Opelika	11-9	W
4/8	* GEORGIA	5-4	W
4/9	* GEORGIA	2-4	L
4/15	* GEORGIA TECH	12-8	W
4/16	* GEORGIA TECH	3-5	L
4/19	* at Georgia	0-15	L
4/20	* at Georgia	8-4	W
4/25	* at Georgia Tech	2-8	L
4/26	* at Georgia Tech	4-3	W
4/30	* VANDERBILT	1-6	L
4/30	* VANDERBILT	3-2	W
5/6	* at Florida	4-8	L
5/7	* at Florida	2-1	W
5/13	* at Alabama	3-4	L
5/14	* at Alabama	7-20	L
5/20	* ALABAMA	3-12	L
5/21	* ALABAMA	0-4	L

1949 - 9-10, 6-10 SEC Head Coach: Johnny Williamson (1949-50)

Player	AVG	GP	AB	R	H	2B	3B	HR	RBI	BB	SAC	SB
Emmett McAfee	.306	16	49	6	15	6	1	0	6	5	0	0
Dick Hahn	.300	10	20	1	6	3	0	0	3	0	1	1
Julian Mock	.286	17	42	8	12	1	1	0	5	10	2	1
Jack Rucker	.258	19	62	10	16	1	0	1	9	7	0	2
Charlie Gilbert	.230	19	65	10	15	0	2	2	6	9	2	6
Dick Webb	.216	19	74	8	16	3	1	0	5	12	2	0
Joe Sterling	.202	19	54	8	12	2	1	0	4	7	1	2
George Hill	.190	8	21	0	4	0	0	0	0	2	0	0
Billy Fleming	.185	12	27	4	5	0	0	0	1	4	0	0
Travis Tidwell	.175	19	63	5	11	3	0	1	3	6	0	2
Erskine Russell	.154	19	65	9	10	0	1	0	1	10	0	7

Dennis Kinlaw	.333	4	6	1	2	0	0	0	0	1	0	0
Hubert Finlayson	.286	5	7	1	2	1	0	0	1	1	0	0
Jack Maxwell	.273	6	11	0	3	0	0	0	1	0	1	0
Bill Letchworth	.214	5	14	2	3	0	1	0	6	2	1	0
Jacko Norton	.154	5	13	1	2	0	0	0	1	2	1	1
Ed Whitsett	.000	3	5	0	0	0	0	0	0	0	1	0
TOTALS	.224	19	598	74	134	20	8	4	52	78	12	22

Player	FRA	W-L	APP	IP	H	R	BB	SO				
Bill Letchworth	3.45	4-1	5	26.0	21	15	11	12				
George Hill	3.74	3-3	7	57.2	58	25	18	41				
Jack Maxwell	4.41	2-2	6	32.2	41	8	17	25				
Hubert Finlayson	7.83	0-2	5	19.1	21	35	13	13				
Dennis Kinlaw	7.97	0-2	5	20.1	15	31	20	12				
TOTALS	5.48	9-10	19	156.0	156	114	79	103				

Date	Opponent	Score	W/L
3/20	Tampa	6-4	W
3/21	Florida Southern	16-1	W
3/24	* at Florida	6-7	L
3/25	* at Florida	4-14	L
3/31	MERCER	1-2	L
4/1	at Mercer	10-5	W
4/7	* GEORGIA	5-8	L
4/8	* GEORGIA	3-5	L
4/12	at Opelika	8-4	W
4/14	* GEORGIA TECH	9-5	W
4/15	* GEORGIA TECH	8-9	L
4/19	at Opelika	5-6	L
4/21	* at Georgia	1-11	L
4/22	* at Georgia	10-7	W
4/26	* FLORIDA	5-4	W
4/27	* FLORIDA	3-5	L
5/3	* ALABAMA	1-17	L
5/4	* ALABAMA	0-17	L
5/5	* at Georgia Tech	4-8	L
5/6	* at Georgia Tech	8-3	W
5/13	* at Alabama	7-9	L
5/15	* at Vanderbilt	16-4	W
5/16	* at Vanderbilt	12-3	W
5/19	* VANDERBILT	9-4	W
5/20	* VANDERBILT	12-4	W

1950 - 12-13, 8-11 SEC Head Coach: Johnny Williamson

Player	AVG	GP	AB	R	H	2B	3B	HR	RBI	BB	SAC	SB
Roy Dean	.339	25	109	22	37	4	3	0	11	16	2	12
Dan Gilmore	.337	23	89	14	30	5	0	0	16	7	3	2
Dick Webb	.330	25	103	21	34	2	1	0	13	20	1	16
Bill Logan	.311	17	45	9	14	4	0	1	9	2	1	6
George Hill	.304	10	23	4	7	0	0	0	3	3	2	0
Gene Hoehle	.301	17	63	3	19	3	0	1	11	3	0	0
Joe Sterling	.293	25	92	17	27	6	1	0	13	12	3	6
Julian Mock	.288	23	66	11	19	2	0	0	8	18	1	1
Harvey Camp	.275	24	80	8	22	2	1	0	15	7	3	2
Bill Tucker	.265	17	49	5	13	2	0	0	6	4	2	1
Charlie Gilbert	.250	23	84	21	21	2	1	1	7	17	0	17

Jimmy Cole	1.000	1	1	1	1	0	0	0	1	0	0	0
Bill Letchworth	.250	7	20	0	5	0	1	0	6	0	1	0
Bill Fleming	.143	7	14	2	2	0	0	0	0	2	1	0
John Tisdale	.250	2	4	1	1	0	0	0	0	0	0	0
Ernest Baker	.444	7	9	3	3	0	0	0	1	0	0	0
Ernie Snow	.250	8	8	2	2	0	0	0	0	1	0	0
Jacko Norton	.143	6	7	4	1	0	0	0	0	3	1	1
Hubert Finlayson	.111	10	9	0	1	0	0	0	0	0	1	0
James Birchfield	.000	1	1	1	0	0	0	0	1	0	0	0
Earl Pearce	.000	1	0	0	0	0	0	0	0	0	0	0
Bill Christian	.000	2	0	0	0	0	0	0	0	0	0	0
John Meredith	.000	2	1	0	0	0	0	0	0	0	0	0
Verdo Elmore	.000	2	0	0	0	0	0	0	0	1	0	0
Bill McMurry	.000	2	1	1	0	0	0	0	0	0	0	0
TOTALS	.254	25	878	150	258	32	8	3	121	116	21	64

Player	FRA	W-L	APP	IP	H	R	BB	SO				
Bill Letchworth	1.80	2-4	7	50.0	29	8	27	46				
Ernie Snow	3.24	2-2	8	25.0	28	9	16	17				
Ernest Baker	3.38	1-0	6	18.2	8	7	8	13				
Hubert Finlayson	4.60	2-0	9	29.1	23	15	14	20				
George Hill	4.77	4-3	10	56.2	47	30	37	29				
Gene Hoehle	8.73	1-4	5	33.2	42	33	38	27				

James Birchfield	0.00	0-0	1	3.0	2	0	1	3				
Jimmy Cole	18.00	0-0	1	1.0	0	2	1	1				
Earl Pearce	0.00	0-0	1	0.1	1	0	0	0				
TOTALS	12-13	25	217.2	180	104	142	156					

Date	Opponent	Score	W/L
3/24	B'HAM-SOUTHERN	15-2	W
3/27	MERCER	16-0	W
3/28	at Mercer	29-22	W
3/30	* GEORGIA TECH	23-2	W
3/31	* GEORGIA TECH	9-11	L
4/4	* at Tulane	5-7	L
4/5	* at Tulane	8-4	W
4/6	* at LSU	2-5	L
4/7	* at LSU	0-3	L
4/11	at Opelika	17-8	W
4/13	MONTGOMERY	2-8	L
4/14	at Montgomery	2-8	L
4/16	at Opelika	7-4	W
4/18	* at Alabama	4-5	L
4/21	at Lanett	5-14	L
4/23	* GEORGIA	4-8	L
4/24	* GEORGIA	15-5	W
4/28	* at Georgia Tech	6-1	W
4/30	* ALABAMA	5-6	L
5/1	* ALABAMA	2-0	W
5/2	at B'ham-Southern	6-4	W
5/4	* at Florida	10-2	W
5/5	* at Florida	5-19	L
5/11	* FLORIDA	7-5	W
5/12	* FLORIDA	8-1	W

1951 - 14-11, 8-8 SEC Head Coach: Dick McGowen (1951-57)

Player	AVG	AB	R	H	2B	3B	HR	RBI
Dick Webb	.359	106	28	38	10	1	1	11
Vince Robison	.356	59	6	21	1	1	2	12
Harvey Camp	.355	62	15	22	1	1	0	6
Julian Mock	.352	91	31	32	8	3	1	14
George Hill	.333	12	5	4	1	0	0	3
Roy Dean	.320	106	33	34	2	0	2	13
Gene Hoehle	.306	36	8	11	3	0	1	4
Jake Jones	.266	90	19	24	6	0	0	23
Charlie Gilbert	.244	86	17	21	1	2	5	21
Bill Logan	.238	101	22	24	2	2	1	20
Jack Rucker	.234	47	8	11	2	1	0	10
Dave Brown	.225	40	12	9	1	0	1	12

Earl Pearce	.600	5	1	3	0	1	0	0
Jim Lockard	.500	2	1	1	1	0	0	0
Jim Walley	.250	16	1	4	0	0	0	3
Fred Duart	.200	5	0	1	0	0	0	0
Dick McMurry	.200	15	1	3	2	0	1	4
Bill Letchworth	.194	36	4	7	0	0	1	7
Henry Snow	.000	1	0	0	0	0	0	0
TOTALS	.291	916	212	270	40	12	16	163

Player	FRA	W-L	APP	IP	H	R	SO	
Bill Letchworth	3.60	6-6	12	92.2	62	37	78	
George Hill	5.28	2-2	8	44.1	51	26	23	
Gene Hoehle	7.85	4-2	9	55.0	56	48	47	
Fred Duart	7.96	1-0	3	11.1	9	10	10	
Fred Duart	9.82	1-1	2	11.0	10	12	4	
Jim Lockard	15.73	0-0	3	10.1	13	18	8	

James Birchfield	34.60	0-0	1	1.1	3	5	0	
TOTALS	6.24	14-11	25	225.0	204	156	170	



YEAR-BY-YEAR RESULTS & TEAM STATS

Table with columns: Date, Opponent, Score, W/L. Rows include games against Mercer, LSU, Georgia Tech, Samford, Georgia Tech, Montgomery, Alabama, Florida, and Georgia.

1952 • 13-11-2, 10-8-2 SEC
Head Coach: Dick McGowen (1951-57)

Player statistics table for 1952. Columns include Player, AVG, GP, AB, R, H, 2B, 3B, HR, RBI, BB, SO, SB. Includes totals for Auburn and opponents.

Table with columns: Date, Opponent, Score, W/L. Rows include games against Tulane, LSU, Georgia Tech, Alabama, Mercer, Samford, Georgia, Georgia Tech, Florida, and Alabama.

1953 • 9-12, 6-12 SEC
Head Coach: Dick McGowen (1951-57)

Player statistics table for 1953. Columns include Player, AVG, GP, AB, R, H, 2B, 3B, HR, RBI, BB, SO. Includes totals for Auburn and opponents.

Table with columns: Date, Opponent, Score, W/L. Rows include games against Camp Rucker, Tennessee, Florida State, Samford, Georgia, Mercer, Mercer, Alabama, Alabama, Georgia Tech, Georgia Tech, Georgia, Georgia, Georgia, Florida, Florida, Alabama, Alabama, Georgia Tech, Georgia Tech.

1954 • 17-5, 8-5 SEC
Head Coach: Dick McGowen (1951-57)

Player statistics table for 1954. Columns include Player, AVG, GP, AB, R, H, 2B, 3B, HR, RBI, BB, SO. Includes totals for Auburn and opponents.





YEAR-BY-YEAR RESULTS & TEAM STATS

Date	Opponent	Score	W/L
	FORT BENNING	8-4	W
3/25	SAMFORD	6-4	W
3/26	at Mercer	3-5	L
3/30	at Samford	10-6	W
4/1	* at Georgia Tech	3-5	L
4/2	* at Georgia Tech	7-3	W
4/4	MERCER	15-8	W
4/8	* VANDERBILT	12-2	W
4/9	* VANDERBILT	4-2	W
4/11	* GEORGIA	8-10	L
4/12	* GEORGIA	4-5	L
4/15	* at Vanderbilt	10-12	L
4/16	* at Vanderbilt	5-6	L
4/18	* at Georgia Tech	13-8	W
4/19	* at Georgia Tech	7-12	L
4/22	* FLORIDA	3-11	L
4/23	* FLORIDA	17-7	W
4/25	* at Georgia	8-14	L
4/26	* at Georgia	6-16	L
4/29	* at Florida	8-9	L
4/30	* at Florida	2-8	L
5/2	at Alabama	1-3	L
5/3	at Alabama	2-10	L
5/6	ALABAMA	6-14	L
5/7	ALABAMA	6-9	L

1955 • 9-16, 5-11 SEC Head Coach: Dick McGowen (1951-57)

Player	AVG	GP	AB	R	H	2B	3B	HR	RBI
Doug Dickey	.380	25	105	20	40	7	3	0	23
Guy Young	.321	25	112	30	36	4	0	3	16
Byrd Whigham	.321	25	109	31	35	5	0	1	15
Howell Tubbs	.313	25	102	23	32	3	0	2	20
Gordon Swordsma	.302	19	43	4	13	3	0	0	6
Alton Shell	.287	19	66	10	19	6	0	0	12
Ben Deason	.264	17	53	7	14	0	0	0	10
Jimmy Powell	.220	19	59	10	13	2	0	0	12
Reuben Finney	.204	16	44	9	9	1	2	0	1
Bill Burbank	.192	16	52	10	10	4	0	1	9

Jim Pyburn	.455	9	33	6	15	5	0	1	14
Jack Ramsey	.333	7	3	2	1	0	0	0	1
Paul Susce	.290	13	31	3	9	1	0	1	6
Henry Sturkie	.214	13	28	3	6	1	2	0	6
Hugh Bandy	.200	9	5	0	1	0	0	0	1
Herbie Pearce	.125	8	16	1	2	0	0	0	0
Wynton Overstreet	.050	10	20	3	1	0	0	0	1
Tom McClendon	.000	4	4	0	0	0	0	0	0
Dave Cauthen	.000	2	3	0	0	0	0	0	0
Bill Ward	.000	1	0	0	0	0	0	0	0
Lee Wingard	.000	1	2	0	0	0	0	0	0
TOTALS	.288	25	890	172	256	42	7	9	153

Player	FRA	W-L	APP	IP	H	R	BB	SO	
Paul Susce	2-6	13	74.0	86	67	47	70		
Herbie Pearce	3-2	7	46.2	47	32	17	21		
Wynton Overstreet	3-4	10	46.1	54	43	25	28		
Hugh Bandy	0-2	9	21.2	29	29	12	5		
Jack Ramsey	1-1	7	15.2	20	7	8	5		
Tom McClendon	0-1	4	10.1	13	12	9	4		

Bill Ward	0-0	1	1.0	0	1	1	0		
TOTALS	9-16	25	215.2	249	191	119	133		

Date	Opponent	Score	W/L
3/17	at Florida Southern	10-7	W
3/23	* at Georgia	3-8	L
3/24	* at Georgia	3-1	W
3/24	* at Georgia	1-2	L
3/27	MERCER	21-4	W
3/30	* TENNESSEE	4-12	L
3/31	* TENNESSEE	2-0	W
3/31	* TENNESSEE	4-6	L
4/7	at Mercer	10-4	W
4/13	* FLORIDA	11-0	W
4/14	* FLORIDA	0-4	L
4/16	ALABAMA	11-13	L
4/17	ALABAMA	11-13	L
4/20	* at Kentucky	25-6	W
4/21	* at Kentucky	19-10	W
4/21	* at Kentucky	10-5	W
4/27	* GEORGIA TECH	1-0	W
4/28	* GEORGIA TECH	9-3	W
4/28	* GEORGIA TECH	1-10	L
5/4	* at Florida	0-3	L
5/5	* at Florida	5-1	W
5/8	at Alabama	1-6	L
5/8	at Alabama	2-4	L

1956 • 12-11, 9-7 SEC Head Coach: Dick McGowen (1951-57)

Player	AVG	GP	AB	R	H	2B	3B	HR	RBI	SB
Alton Shell	.380	23	92	24	35	4	3	1	20	12
Jack Crouch	.347	21	72	12	25	5	2	0	14	0
L.F. Lanier	.302	15	43	7	13	3	0	0	11	0
Billy Robertson	.287	23	80	29	23	5	1	1	23	20
Jimmy Laster	.272	14	44	7	12	1	0	0	4	6
Doyle Pair	.272	14	33	7	9	2	1	0	6	3
Jimmy Powell	.242	22	66	16	16	1	3	2	16	2
Guy Young	.237	23	97	17	23	0	0	0	1	2
Howell Tubbs	.216	23	83	17	18	2	1	5	20	2
Gordon Swordsma	.207	18	53	12	11	0	0	2	6	2

Paul Hemphill	1.000	1	1	1	1	0	0	0	1	0
Paul Susce	.321	10	28	4	9	2	0	1	8	0
Pat Duke	.235	11	17	3	4	0	0	0	5	2
John Martin	.200	7	5	5	1	0	0	0	1	0
Herbie Pearce	.142	8	14	0	2	0	0	0	1	0
Hindman Wall	.105	10	19	2	2	0	1	0	3	0
Wynton Overstreet	.000	7	9	2	0	0	0	0	1	0
Harold Keener	.000	2	0	0	0	0	0	0	0	0
TOTALS	.269	23	756	165	204	25	12	12	141	54

Player	FRA	W-L	APP	IP	H	R	ER	BB	SO	
Paul Susce	2.44	7-3	10	73.2	66	33	20	35	56	
John Martin	2.84	2-0	7	19.0	14	8	6	12	13	
Herbie Pearce	3.18	2-2	8	39.2	43	24	14	13	15	
Doyle Pair	5.21	1-1	6	19.0	29	19	11	11	12	
Wynton Overstreet	8.44	0-5	7	26.2	31	36	25	31	17	

Howell Tubbs	0.00	0-0	4	9.0	6	2	0	4	4	
Harold Keener	3.00	0-0	2	3.0	2	1	1	5	1	
TOTALS	4.66	12-11	23	170.2	191	123	77	111	118	

Date	Opponent	Score	W/L
3/19	at Florida State	2-8	L
3/20	at Florida State	5-10	L
3/23	* GEORGIA	7-3	W
3/23	* GEORGIA	11-0	W
3/29	* at Tennessee	11-1	W
3/30	* at Tennessee	4-0	W
3/30	* at Tennessee	7-3	W
4/2	SAMFORD	8-1	W
4/6	at Mercer	14-1	W
4/9	MERCER	15-5	W
4/12	* at Florida	0-1	L
4/13	* at Florida	8-6	W
4/19	* KENTUCKY	12-5	W
4/20	* KENTUCKY	1-0	W
4/20	* KENTUCKY	10-	W
4/22	FLORIDA STATE	10-9	W
4/23	FLORIDA STATE	4-10	L
4/27	* at Georgia Tech	1-2	L
4/27	* at Georgia Tech	3-2	W
4/29	* at Georgia Tech	7-8	L
4/30	at Alabama	11-8	W
5/4	at Alabama	4-8	L
5/4	* FLORIDA	1-2	L
5/6	* FLORIDA	7-5	W
5/6	ALABAMA	6-16	L
5/7	ALABAMA	7-10	L

1957 • 16-10, 11-4 SEC Head Coach: Dick McGowen (1951-57)

Player	AVG	GP	AB	R	H	2B	3B	HR	RBI	SB
L.F. Lanier	.372	26	94	25	35	3	2	0	16	5
Rex Frederick	.360	26	89	18	32	2	3	2	26	1
Billy Ray Robertson	.317	26	104	19	33	8	1	1	21	8
Jackie Burkett	.308	20	52	11	16	2	2	2	10	0
Pate Duke	.305	20	59	14	18	1	0	2	10	0
Jack Crouch	.304	26	102	19	31	3	2	1	11	2
Bob James	.259	25	85	12	22	3	1	0	9	0
Lloyd Nix	.232	26	112	20	26	4	1	2	20	2
Tommy Lorino	.200	14	30	9	6	1	1	0	6	1

Jimmy Laster	.700	14	10	7	7	0	0	0	1	2
Fred McDuffie	.357	11	14	3	5	0	0	0	2	0
Gerald George	.320	14	25	3	8	0	0	0	7	1
Charlie Carlen	.286	8	7	3	2	1	0	0	0	2
Morris Savage	.280	15	25	6	7	0	0	0	5	0
Herbie Pearce	.250	6	8	2	2	1	0	0	3	0
Henry Dumas	.222	9	18	0	4	0	0	0	5	0
John Martin	.200	4	5	1	1	0	0	0	1	0
Wynton Overstreet	.188	8	16	0	3	0	0	0	1	0
Bill Cawthorne	.167	7	12	2	2	0	0	0	0	0
Tommy Watts	.100	6	10	0	1	0	0	0	0	0
Horace Williams	.000	4	5	0	0	0	0	0	0	0
Richard Wood	.000	4	4	0	0	0	0	0	0	0
Bill Long	.000	2	2	0	0	0	0	0	0	0
Paul Hemphill	.000	1	1	0	0	0	0	0	0	0
TOTALS	.292	26	889	176	261	29	13	10	154	24

Player	FRA	W-L	APP	IP	H	R	ER	BB	SO	
Fred McDuffie	2.08	4-3	11	39.0	37	15	9	12	20	
Herbie Pearce	2.25	2-1	6	28.0	30	15	7	12	20	
Wynton Overstreet	3.00	4-2	8	39.0	30	16	13	17	34	
Richard Wood	3.00	0-0	4	12.0	12	6	4	7	9	
Henry Dumas	3.68	4-2	9	44.0	38	25	18	26	29	
Bill Cawthorne	4.00	1-0	7	27.0	35	21	12	10	11	
John Martin	4.50	0-1	4	12.0	14	8	6	9	5	
Tommy Watts	4.70	1-1	6	21.0	32	26	11	13	7	
TOTALS	3.24	16-10	26	222.0	228	132	80	106	144	



YEAR-BY-YEAR RESULTS & TEAM STATS

SEC CHAMPIONS SEC EAST CHAMPIONS

Table with columns: Date, Opponent, Score, W/L. Rows include games against Florida State, Georgia Tech, Alabama, and Florida.

1958 • 17-8, 12-3 SEC Head Coach: Joe Connally (1958)

Player statistics table for 1958 with columns: Player, AVG, GP, AB, R, H, 2B, 3B, HR, RBI, SB. Includes totals for batting and pitching.

SEC CHAMPIONS SEC EAST CHAMPIONS

Table with columns: Date, Opponent, Score, W/L. Rows include games against Spring Hill, Florida State, Georgia Tech, Alabama, and Florida.

1959 • 15-11, 8-4 SEC Head Coach: Erk Russell (1959-62)

Player statistics table for 1959 with columns: Player, AVG, GP, AB, R, H, 2B, 3B, HR, RBI, SB. Includes totals for batting and pitching.

SEC CHAMPIONS SEC EAST CHAMPIONS

Table with columns: Date, Opponent, Score, W/L. Rows include games against Florida State, Georgia Tech, Alabama, Florida, and Tennessee.

1960 • 15-8, 10-6 SEC Head Coach: Erk Russell (1959-62)

Player statistics table for 1960 with columns: Player, AVG, GP, AB, R, H, 2B, 3B, HR, RBI, SB. Includes totals for batting and pitching.





YEAR-BY-YEAR RESULTS & TEAM STATS

• SEC EAST CHAMPIONS •

Date	Opponent	Score	W/L
3/16	HOWARD	3-4	L
3/20	at Florida State	1-10	L
3/21	at Florida State	9-10	L
3/21	at Florida State	15-5	W
3/24	* at Florida	7-6	W
3/25	* at Florida	0-10	L
4/1	* at Georgia Tech	7-6	W
4/1	* at Georgia Tech	12-10	W
4/5	* TENNESSEE	17-1	W
4/6	* TENNESSEE	3-10	L
4/7	* KENTUCKY	17-4	W
4/8	* KENTUCKY [12]	7-5	W
4/10	at Howard	12-6	W
4/14	* GEORGIA	6-4	W
4/15	* GEORGIA 5	0-2	L
4/17	* at Vanderbilt	2-4	L
4/18	* at Vanderbilt	10-0	W
4/21	* GEORGIA TECH	24-13	W
4/22	* GEORGIA TECH	9-5	W
4/28	* at Florida	10-9	W
4/29	* at Florida	5-6	L
5/5	* at Georgia	2-1	W
5/6	* at Georgia	4-9	L
5/10	# LSU	3-4	L
5/12	# at LSU [11]	5-6	L
#	SEC Playoff (2nd)		

1961 • 14-11, 12-6 SEC
Head Coach: Erk Russell (1959-62)

Player	AVG	GP	AB	R	H	2B	3B	HR	RBI	BB	SB
Jim Douglas	.353	25	102	32	36	4	1	0	10	29	2
Wayne Fowler	.337	24	101	21	34	2	3	5	32	12	2
Larry Nichols	.330	25	100	31	33	9	5	7	39	20	4
Jim Hudson	.320	24	75	11	24	3	1	3	18	20	1
Joe Woods	.295	14	44	8	13	2	0	1	8	10	0
Jack Anderson	.281	25	96	29	27	2	1	1	16	20	2
Benny Catchings	.281	25	96	14	27	6	0	0	15	13	2
Jack Bludworth	.241	24	87	21	21	5	2	4	22	13	1
Vic Svetlay	.206	10	34	4	7	1	0	1	8	5	0
Larry Dempsey	.333	3	3	0	1	0	0	0	0	0	0
Mack Whitaker	.286	6	14	1	4	0	0	0	1	0	0
Porter Gilbert	.286	5	7	2	2	1	0	0	0	0	0
Bo Davis	.269	11	26	2	7	1	0	0	4	0	0
John McCree	.250	7	4	1	1	0	0	0	0	3	0
Jim Shirley	.188	13	16	5	3	0	0	0	0	2	0
Bill Breakfield	.172	14	29	3	5	0	0	0	3	3	0
Jim Boyd	.160	10	25	4	4	1	0	0	0	1	0
Gayden White	.000	2	3	1	0	0	0	0	0	0	0
Bob Garrison	.000	2	1	0	0	0	0	0	0	0	0
TOTALS	.289	25	863	190	249	37	13	22	196	151	14
Player	ERA	W-L	IP	H	R	ER	BB	SO			
Jim Boyd	3.51	5-1	10	71.0	64	43	28	38	44		
Mack Whitaker	4.02	2-2	7	35.0	36	18	15	16	18		
Jim Shirley	4.17	2-2	13	50.0	63	34	23	18	33		
Bill Breakfield	4.72	3-2	8	32.2	35	22	17	20	19		
Porter Gilbert	7.44	1-3	5	13.2	21	19	11	11	6		
Bob Garrison	0.00	0-0	2	1.0	2	4	0	3	0		
Gayden White	2.23	1-0	2	8.0	3	2	2	5	3		
Ken Tucker	8.26	0-1	2	4.2	6	4	4	3	4		
Larry Dempsey	8.36	0-1	1	4.0	5	4	3	6	2		
TOTALS	4.21	14-11	25	220.0	235	150	103	120	129		

1962 • 15-7, 11-5 SEC
Head Coach: Erk Russell (1959-62)

Date	Opponent	Score	W/L
3/16	at Florida State	12-7	W
3/17	at Florida State	10-2	W
3/20	* VANDERBILT	13-3	W
3/23	* GEORGIA TECH	9-1	W
3/24	* GEORGIA TECH	3-2	W
3/30	* at Georgia Tech	8-6	W
4/6	* at Florida	4-5	L
4/7	* at Florida	8-9	L
4/9	FLORIDA STATE	7-6	W
4/10	FLORIDA STATE	5-3	W
4/13	* at Georgia	4-6	L
4/14	* at Georgia	2-1	W
4/20	* FLORIDA	7-3	W
4/21	* FLORIDA	2-1	W
4/25	* at Tennessee	4-1	W
4/26	* at Tennessee	1-3	L
4/29	* at Kentucky	5-0	W
4/30	* at Kentucky	4-7	L
5/2	at Alabama [10]	6-7	L
5/4	* GEORGIA	5-3	W
5/5	* GEORGIA	12-6	W
5/7	ALABAMA	5-11	L

Player	AVG	AB	R	H	2B	3B	HR	RBI	BB	SB
Larry Nichols	.412	85	27	35	11	2	4	32	19	0
Otis Bibb	.333	90	27	30	1	3	2	7	13	0
Wayne Fowler	.322	90	14	29	4	1	4	32	15	1
Larry Dempsey	.262	84	7	22	3	0	1	15	5	0
Porter Gilbert	.255	47	7	12	1	0	0	8	9	0
Bill Breakfield	.237	76	10	18	1	1	4	15	16	0
Vic Svetlay	.237	76	14	18	1	1	1	4	11	21
Richard Seaman	.206	34	7	7	2	0	0	5	3	0
Jimmy Martin	.186	86	20	16	5	1	0	9	20	0
Jim Boyd	.269	26	4	7	0	0	1	5	3	0
Tandy Gerelds	.222	9	1	2	0	0	0	0	0	0
Gayden White	.200	15	3	3	1	0	0	1	0	0
Wayne Ozment	.200	5	1	1	0	0	0	1	0	0
Joe Overton	.167	18	2	2	1	0	0	1	1	0
Dennis McDuffie	.000	12	1	0	0	0	0	0	3	0
George Nichols	.000	4	1	0	0	0	0	0	1	0
Bob Schramsher	.000	1	0	0	0	0	0	0	0	0
TOTALS	.268	758	146	203	32	8	17	142	129	1
Player	ERA	W-L	IP	H	R	ER	BB	SO		
Larry Dempsey	1.80	3-0	30.0	29	6	14	18			
Joe Overton	2.09	5-1	56.0	46	13	28	38			
Gayden White	2.77	2-3	44.0	43	14	22	42			
Jim Boyd	2.86	5-3	63.0	54	20	29	54			
George Nichols	2.00	0-0	9.0	8	2	12	8			
Bobby Schramsher	6.03	0-0	3.0	6	2	3	0			
TOTALS	2.50	15-7	205.0	186	57	108	160			

• SEC CHAMPIONS •
• SEC EAST CHAMPIONS •
• DISTRICT 3 REGIONAL •

Date	Opponent	Score	W/L
3/16	Florida State	1-2	L
3/18	Florida State	3-8	L
3/22	* Georgia	11-0	W
3/23	* Georgia	5-4	W
3/25	Florida State	1-5	L
3/26	Florida State	7-9	L
3/29	* at Georgia Tech	5-3	W
3/30	* at Georgia Tech	11-3	W
4/5	* at Florida	1-2	L
4/6	* at Florida	3-12	L
4/9	* GEORGIA TECH	4-0	W
4/10	* GEORGIA TECH	6-4	W
4/12	* Kentucky	13-6	W
4/13	* Kentucky	14-2	W
4/19	* Vanderbilt	5-3	W
4/20	* Vanderbilt	14-6	W
4/26	* FLORIDA	7-5	W
4/27	* FLORIDA	9-2	W
5/1	* Georgia	4-6	L
5/1	* Georgia	5-3	W
5/3	* Tennessee	5-0	W
5/4	* Tennessee	3-2	W
5/8	# at Ole Miss	6-7	L
5/10	# OLE MISS	7-4	W
5/11	# OLE MISS	6-2	W
5/29	! West Virginia	1-2	L
5/30	! Florida State	3-4	L

SEC Playoff (1st); ! NCAA Dist. 3 (Gastonia, NC - 4th)

1963 • 17-8, 15-3 SEC
Head Coach: Paul Nix (1963-84)

Player	AVG	AB	R	H	2B	3B	HR	RBI	BB	SB
Jimmy Barfield	.363	80	16	29	5	3	1	13	11	
Mailon Kent	.339	56	13	19	5	4	0	11	1	
Jim Bachus	.321	81	27	26	2	2	2	16	13	
Tandy Geraldts	.270	37	2	10	0	0	0	6	0	
Vic Svetlay	.266	79	15	21	6	1	0	17	0	
Jimmy Martin	.237	93	23	22	1	3	0	12	11	
Otis Bibb	.232	99	21	23	4	0	0	9	6	
Larry Dempsey	.226	93	8	21	3	2	1	23	5	
Dink Haire	.225	40	7	9	1	1	1	4	4	
Wayne Fowler	.190	63	9	12	3	0	1	7	2	
Joe Overton	.395	38	8	15	5	0	0	5	0	
George Nichols	.261	23	3	6	1	0	1	1	0	
Reggie Gilbert	.250	4	1	1	0	0	0	1	1	
Bill Turberville	.200	5	0	1	0	0	0	0	0	
Gayden White	.200	5	1	1	0	0	1	3	0	
Richard Seaman	.150	20	2	3	0	0	0	1	1	
Jerry Lewter	.166	6	0	1	0	0	0	1	0	
TOTALS	.268	822	156	220	36	16	8	130	55	
Player	ERA	W-L	IP	H	R	ER	BB	SO		
Joe Overton	1.54	9-2	101.1	61	24	18	31	101		
Jerry Lewter	2.66	3-1	27.0	17	11	8	13	19		
Jimmy Crysel	4.54	1-1	10.0	5	8	5	10	7		
George Nichols	6.77	4-4	61.0	58	41	38	37	46		
Gayden White	8.66	0-0	13.2	17	14	13	12	16		
TOTALS	3.46	17-8	213.0	158	98	82	103	189		



YEAR-BY-YEAR RESULTS & TEAM STATS

•SEC EAST CHAMPIONS•

Table with columns: Date, Opponent, Score, W/L. Rows include games against Huntingdon, Vanderbilt, Northeast Louisiana, Georgia, Florida, Tennessee, Kentucky, and Ole Miss.

SEC Playoff (2nd)

1964 • 21-7, 13-5 SEC
Head Coach: Paul Nix (1963-84)

Player statistics table for 1964. Columns: Player, AVG, AB, R, H, 2B, 3B, HR, RBI, SB. Includes totals for the team.

•SEC EAST CHAMPIONS•

Table with columns: Date, Opponent, Score, W/L. Rows include games against Kentucky, Tennessee, Georgia, Florida, Georgia Tech, and Florida State.

1965 • 13-7, 10-3 SEC
Head Coach: Paul Nix (1963-84)

Player statistics table for 1965. Columns: Player, AVG, AB, R, H, 2B, 3B, HR, RBI, SB. Includes totals for the team.

•SEC EAST CHAMPIONS•

Table with columns: Date, Opponent, Score, W/L. Rows include games against Vanderbilt, Mississippi State, Ole Miss, Florida, Wake Forest, and Georgia Tech.

@ FSU Tournament (Tallahassee, FL)

1966 • 14-12, 6-7 SEC
Head Coach: Paul Nix (1963-84)

Player statistics table for 1966. Columns: Player, AVG, AB, R, H, 2B, 3B, HR, RBI, SB. Includes totals for the team.





YEAR-BY-YEAR RESULTS & TEAM STATS

• COLLEGE WORLD SERIES •
• SEC CHAMPIONS •
• SEC EAST CHAMPIONS •
• DISTRICT 3 REGIONAL CHAMPS •

Date	Opponent	Score	W/L
3/17	* at Florida	4-3	W
3/18	* at Florida	1-3	L
3/20	at Florida State	12-7	W
3/21	at Florida State	0-1	L
3/22	Springfield	3-6	L
3/24	at Spring Hill	13-3	W
3/25	at Spring Hill	6-5	W
3/28	ALABAMA	0-3	L
3/31	* GEORGIA	6-0	W
4/1	* GEORGIA	5-4	W
4/3	* at Vanderbilt	5-3	W
4/3	* at Vanderbilt	1-0	W
4/4	* at Vanderbilt	22-8	W
4/7	FLORIDA STATE	5-2	W
4/8	FLORIDA STATE	3-9	L
4/10	* KENTUCKY	2-0	W
4/10	* KENTUCKY	2-3	L
4/11	* KENTUCKY	4-1	W
4/15	at Georgia Tech	4-2	W
4/16	at Georgia Tech	9-6	W

1967 • 32-10, 15-2 SEC
Head Coach: Paul Nix (1963-84)

Player	AVG	AB	R	H	2B	3B	HR	RBI	BB	SB
Greg Golden	.346	130	31	45	7	2	0	12	31	3
Rick Countryman	.342	111	24	38	2	0	0	15	20	4
George Simmons	.322	152	27	49	4	2	2	29	20	6
Roy Lox	.313	131	22	41	7	1	4	19	12	4
Scotty Long	.280	172	31	49	7	1	11	45	11	5
Roger Boozer	.259	85	16	22	3	1	2	8	10	3
Pete McKenzie	.245	175	22	43	4	3	6	31	3	0
Johnny Stratton	.237	131	20	31	5	0	3	13	19	4
Frank Baldasare	.234	141	22	33	5	1	2	15	19	4
Ty Coppinger	.375	32	1	12	2	1	1	10	0	3
Mike Peden	.316	19	3	6	1	0	1	1	1	0
TOTALS	.289	1279	219	369	47	12	32	198	146	36

Player	FRA	W-L	APP	CG	IP	H	R	ER	BB	SO
Jim Blausler	1.55	5-5	15	7	104.0	65	33	18	38	68
Q.V. Lowe	1.67	15-10	20	10	128.0	88	35	24	39	123
Gene Collins	2.25	4-1	8	1	32.0	18	14	8	20	31
Rodney Wallace	2.25	0-1	6	0	16.0	21	14	4	11	11
Tommy Smith	2.60	4-0	15	1	45.0	32	16	13	22	39
George Simmons	3.18	1-0	2	1	14.0	16	5	5	8	9
Paul Boverit	3.71	3-2	8	1	35.0	31	26	15	30	31
TOTALS	2.09	32-10	74	21	374.0	271	145	87	168	312

4/17	at Mercer	4-3	W
4/21	* TENNESSEE	2-1	W
4/22	* TENNESSEE	4-2	W
4/22	* TENNESSEE	5-0	W
4/25	at Alabama	7-6	W
4/28	* FLORIDA	9-8	W
4/29	* FLORIDA	5-2	W
5/1	SPRING HILL	10-1	W
5/5	* at Georgia	1-0	W
5/6	* at Georgia	19-0	W
5/10	# at Ole Miss	2-1	W
5/12	# OLE MISS	9-6	W
5/19	GEORGIA TECH	8-12	L
5/20	GEORGIA TECH	8-6	W
6/2	! West Virginia	8-3	W
6/3	! Florida State	13-3	W
6/5	! Clemson	2-3	L
6/5	! Clemson	6-5	W
6/12	\$ Ohio State	1-0	W
6/13	\$ Stanford	3-6	L
6/14	\$ Rider	4-3	W
6/15	\$ Stanford	3-5	L

SEC Playoff (1st); ! NCAA Dist. 3 (Gastonia, NC - 1st); \$ NCAA CWS (Omaha, NE - 14th)

Date	Opponent	Score	W/L
3/14	at Southern Miss	6-4	W
3/15	at Southern Miss	5-3	W
3/16	at South Alabama	1-2	L
3/18	at Spring Hill	7-4	W
3/19	at Spring Hill	11-0	W
3/23	* FLORIDA	1-2	L
3/23	* FLORIDA	3-2	W
3/29	* VANDERBILT	8-0	W
3/30	* VANDERBILT	7-1	W
3/30	* VANDERBILT	4-0	W
4/2	at Alabama	1-2	L
4/5	* at Florida	6-2	W
4/6	* at Florida	3-12	L
4/9	INDIANA STATE	10-1	W
4/10	INDIANA STATE	8-0	W
4/12	TULANE	4-2	W
4/13	TULANE	11-0	W
4/15	MIAMI, FLA.	7-5	W
4/16	MIAMI, FLA.	6-1	W
4/17	MERCER	4-3	W
4/18	* at Kentucky	4-5	L
4/18	* at Kentucky	9-16	L
4/20	* at Kentucky	0-3	L
4/22	at Florida State	1-2	L
4/23	at Florida State	3-7	L
4/26	* at Tennessee	4-3	W
4/30	ALABAMA	2-9	L
5/1	at Mercer	4-2	W
5/3	* at Georgia	8-2	W

1968 • 22-12, 9-6 SEC
Head Coach: Paul Nix (1963-84)

Player	AVG	AB	R	H	2B	3B	HR	RBI	BB	SB
Frank Baldasare	.360	125	23	45	8	1	5	25	21	2
George Simmons	.340	94	10	32	4	0	1	21	3	3
Rick Countryman	.325	117	25	38	2	1	0	15	4	4
Ty Coppinger	.315	54	8	17	3	0	0	2	1	1
Johnny Stratton	.308	91	19	28	5	0	5	19	2	2
Dennis Womack	.286	49	4	14	0	0	1	7	0	0
Greg Golden	.283	113	25	32	4	0	1	4	4	2
Mike Peden	.271	85	13	23	5	0	5	17	0	0
Roger Boozer	.258	89	21	23	6	0	0	12	1	1
Larry Blakeney	.246	65	8	16	2	0	1	9	2	1
John Shafer	.235	85	12	20	3	1	0	8	1	1
Rus Walker	.500	6	0	3	0	0	0	2	0	0
Earl Nance	.444	27	3	12	1	0	0	2	0	0
Gene Collins	.300	10	2	3	0	0	0	1	0	0
Tommy Smith	.200	25	4	5	0	0	0	1	0	0
Rodney Wallace	.154	13	0	2	0	0	0	0	0	0
Joe Hollis	.143	14	2	2	0	0	0	0	0	0
Joey Martin	.130	23	3	3	1	1	5	5	0	0
Paul Boverit	.000	3	0	0	0	0	0	0	0	0
Danny Little	.000	1	0	0	0	0	0	0	0	0
Don Comer	.000	1	0	0	0	0	0	0	0	0
Wick Warren	.000	1	0	0	0	0	0	0	0	0
TOTALS	.291	1091	182	318	44	4	19	150	18	18

Player	FRA	W-L	IP	H	R	ER	BB	SO
George Simmons	1.25	5-3	78.2	44	15	11	22	49
Tommy Smith	1.77	7-4	81.1	62	21	16	56	89
Earl Nance	2.59	5-3	59.1	41	25	17	48	65
Rodney Wallace	3.14	4-1	42.2	45	19	15	10	19
Gene Collins	6.50	1-1	18.1	25	20	13	13	6
Danny Little	4.50	0-0	7.2	6	4	4	3	4
Paul Boverit	18.00	0-0	1.0	1	2	2	1	0
Wick Warren	27.00	0-0	0.0	2	3	3	1	0
TOTALS	2.52	22-12	289.0	226	109	81	154	232

5/4	* at Georgia	3-4	L
5/10	* GEORGIA	7-6	W
5/11	* GEORGIA	8-1	W
5/13	FLORIDA STATE	2-3	L
5/14	FLORIDA STATE	18-1	W

Date	Opponent	Score	W/L
3/14	at Florida State	1-0	W
3/15	at Florida State	1-6	L
3/19	at Spring Hill	18-4	W
3/20	at Spring Hill	4-2	W
3/21	at South Alabama	0-2	L
3/22	at South Alabama	4-5	L
3/25	at Mercer	9-6	W
3/28	OGLETHORPE	2-3	L
3/29	OGLETHORPE	4-1	W
3/29	WEST GEORGIA	2-1	W
4/1	INDIANA STATE	17-1	W
4/4	* at Florida	4-8	L
4/5	* at Florida	2-3	L
4/11	* at Vanderbilt	6-7	L
4/12	* at Vanderbilt	2-1	W
4/12	* at Vanderbilt	0-1	L
4/15	at Alabama	1-2	L
4/18	* GEORGIA	7-3	W
4/19	* GEORGIA	3-5	L
4/21	JACKSONVILLE	19-1	W
4/22	JACKSONVILLE	2-0	W
4/25	* TENNESSEE	3-5	L
4/25	* TENNESSEE	11-7	W
4/26	* TENNESSEE	4-3	W
4/28	* KENTUCKY	2-4	L
4/28	* KENTUCKY	2-0	W
4/29	* KENTUCKY	12-2	W
5/2	* FLORIDA	1-5	L
5/3	* FLORIDA	9-3	W
5/6	ALABAMA	5-1	W
5/9	* at Georgia	2-7	L
5/10	* at Georgia	7-10	L

1969 • 20-17, 7-10 SEC
Head Coach: Paul Nix (1963-84)

Player	AVG	AB	R	H	2B	3B	HR	RBI	BB	SB
Andy Merchant	.403	67	15	27	3	2	1	8	7	1
John Shafer	.317	123	20	39	4	0	1	15	7	0
Frank Baldasare	.315	111	30	35	5	1	2	20	17	1
Tommy Cason	.309	81	15	25	3	3	0	12	2	2
Dennis Womack	.301	113	24	34	11	0	1	22	7	7
Russ Walker	.283	120	14	34	6	1	0	15	7	5
Larry Blakeney	.270	111	16	30	5	0	0	16	5	7
Ty Coppinger	.264	53	10	14	1	0	0	4	1	1
Joey Martin	.255	51	5	13	0	1	1	9	2	2
Joe Hollis	.242	33	3	8	2	0	0	8	2	2
Ken Dempsey	.224	98	10	22	3	0	2	10	2	2
Roy Tidwell	.190	42	4	8	3	1	0	4	4	4
Beal Lazenby	.471	17	5	8	0	1	0	3	0	3
Don Donaldson	.333	24	6	8	1	0	0	3	3	0
John Hennen	.333	6	2	2	0	0	0	2	1	0
Earl Nance	.267	15	2	4	0	0	0	3	0	1
Wayne Hall	.233	30	5	7	1	0	0	3	1	0
Rodney Wallace	.182	11	0	2	0	0	0	0	0	0
Joe Haeffner	.154	13	1	2	0	0	0	2	1	0
Rick Eisenacher	.115	26	0	3	1	0	0	1	0	0
Gene Collins	.111	9	0	1	0	0	0	0	0	0
Larry Kain	.100	20	2	2	0	0	0	0	2	0
Danny Little	.000	3	0	0	0	0	0	0	0	0
Mike Nix	.000	1	0	0	0	0	0	0	0	0
Wick Warren	.000	0	0	0	0	0	0	0	0	0
TOTALS	.278	1178	189	328	49	10	8	160	65	65

Player	FRA	W-L	IP	H	R	ER	BB	SO
Beal Lazenby	1.31	4-2	37.2	32	9	6	13	26
Rick Eisenacher	1.75	7-3	82.0	62	26	16	33	90
Earl Nance	2.02	1-4	49.1	42	18	11	25	54
John Hennen	2.25	1-0	28.0	22	12	7	17	16
Rodney Wallace	2.91	2-3	37.2	39	14	12	9	37
Gene Collins	3.20	1-0	10.2	8	8	4	15	3
Larry Kain	4.00	3-3	60.0	49	33	27	37	33
Wick Warren	0.00	0-0	0.0	1	0	0	1	0
Danny Little	1.28	1-0	7.1	7	2	1	2	5
Mike Nix	7.20	0-0	5.1	8	6	4	3	1
TOTALS	2.49	20-15	318.0	270	128	88	155	265

5/12	MERCER	1-6	L
5/19	FLORIDA STATE	7-4	W
5/20	FLORIDA STATE	3-6	L
5/23	SOUTH ALABAMA	6-1</	



YEAR-BY-YEAR RESULTS & TEAM STATS

Table with columns: Date, Opponent, Score, W/L. Rows include games against West Virginia, Southern Illinois, Loyola (N.O.), Tennessee, Florida State, Vanderbilt, and Loyola (N.O.).

1970 • 17-16, 9-6 SEC Head Coach: Paul Nix (1963-84) Player AVG AB R H 2B 3B HR RBI BB

Table with columns: Date, Opponent, Score, W/L. Rows include games against Loyola (N.O.), Georgia, Florida, Alabama, Georgia, Florida State, South Alabama, and South Alabama.

Table with columns: Date, Opponent, Score, W/L. Rows include games against Miami, Navy, Cincinnati, Western Michigan, Florida State, Georgia, Mercer, Alabama, Florida, Vanderbilt, and Vanderbilt.

1971 • 23-16, 9-7 SEC Head Coach: Paul Nix (1963-84) Player AVG AB R H 2B 3B HR RBI SB

Table with columns: Date, Opponent, Score, W/L. Rows include games against Atlanta Baptist, Georgia, Florida State, South Alabama, and South Alabama.

Table with columns: Date, Opponent, Score, W/L. Rows include games against Austin-Peay, West Georgia, Jacksonville State, Florida, Alabama, Kentucky, Mercer, Atlanta Baptist, Georgia, Jacksonville, Jacksonville, Florida, Florida, Vanderbilt, Georgia, and Georgia.

1972 • 18-17, 7-6 SEC Head Coach: Paul Nix (1963-84) Player AVG AB R H 2B 3B HR RBI SB

Table with columns: Date, Opponent, Score, W/L. Rows include games against Mercer, Florida State, South Alabama, and South Alabama.





YEAR-BY-YEAR RESULTS & TEAM STATS

Date	Opponent	Score	W/L
3/15	at Jacksonville	3-1	W
3/16	at Jacksonville	6-7	L
3/16	Middle Tenn. State (J)	13-4	W
3/17	Middle Tenn. State (J)	2-3	L
3/17	Hiram (J)	16-9	W
3/21	Mercer-Atlanta	5-8	L
3/21	CLEVELAND STATE	13-2	W
3/22	CLEVELAND STATE	6-0	W
3/23	* TENNESSEE	2-0	W
3/23	* TENNESSEE	3-1	W
3/24	* TENNESSEE	0-16	L
3/27	JAX'VILLE STATE	15-1	W
3/27	JAX'VILLE STATE	6-1	W
3/30	* at Florida	0-1	L
3/31	* at Florida	1-2	L
4/3	at Alabama	3-2	W
4/3	at Alabama	3-6	L
4/6	* KENTUCKY	5-1	W
4/6	* KENTUCKY	2-1	W
4/9	at Florida State	4-2	W
4/10	at Florida State	4-2	W
4/13	* GEORGIA	6-8	L
4/14	* GEORGIA	9-12	L
	at Mercer	4-3	W
4/20	* FLORIDA	1-0	W
4/21	* FLORIDA	4-3	W
4/24	ALABAMA	6-3	W

1973 • 20-19 7-9 SEC Head Coach: Paul Nix (1963-84)

Player	AVG	AB	R	H	2B	3B	HR	RBI	SO	SB
Mickey Miller	.331	130	25	43	8	2	7	26	19	1
Mark Hatchett	.316	136	24	43	8	5	0	11	21	0
Vic Sharek	.284	134	25	38	7	4	3	38	8	0
David Duffner	.257	60	3	18	2	0	0	5	0	0
Lynn Jones	.243	74	3	18	0	0	0	8	1	0
Greg Butler	.235	81	13	19	2	1	0	20	6	0
Curt Cope	.233	116	25	27	4	1	1	0	6	17
Gary Dailey	.213	141	22	30	4	1	2	16	5	0
Tom Morton	.195	82	9	16	3	0	0	9	0	0
Bennett Shuman	.176	21	9	9	0	0	0	6	5	0
Iony Craft	.122	41	3	5	0	0	0	0	0	0
Russ Dean	.429	7	1	3	0	0	0	2	0	0
Chuck Kush	.267	37	5	11	3	1	0	4	0	0
Jack Van Yperen	.290	31	8	9	1	0	0	6	0	0
Tim Hulsey	.250	8	0	2	0	0	0	0	2	1
Bill Lawrence	.272	36	2	8	2	1	0	3	1	0
Terry Leach	.200	10	3	2	1	0	0	0	1	0
Kim Shugart	.146	6	1	1	0	0	0	0	1	0
Jim Handley	.158	19	1	3	0	0	0	3	0	0
Sam Rodenhizer	.000	8	1	0	0	0	0	0	0	0
Dave Blodgett	.000	3	0	0	0	0	0	0	0	0
Terry Curtis	.000	2	0	0	0	0	0	0	0	0
David O'Hare	.000	6	0	0	0	0	0	0	0	0
Steve Rea	.000	1	0	0	0	0	0	0	0	0
Matt Waller	.000	1	0	0	0	0	0	0	0	0
TOTALS	.248	1221	185	303	45	15	9	166	78	0

Player	ERA	W-L	IP	H	R	ER	BB	SO
Sam Rodenhizer	1.89	3-0	29.2	14	8	7	18	23
Terry Leach	2.14	1-3	33.2	33	14	8	24	18
Bill Lawrence	3.03	6-4	92.0	81	41	31	24	41
Jim Handley	3.09	3-3	64.0	44	33	22	38	41
Jack Van Yperen	4.73	5-6	66.2	63	40	25	32	37
David O'Hare	7.57	0-1	22.2	26	27	19	24	12
Lynn Jones	2.25	0-0	2.0	4	2	1	0	2
Matt Waller	5.23	0-1	1.0	14	11	6	6	4
Terry Curtis	6.02	0-1	9.1	9	8	7	11	10
TOTALS	3.71	20-19	329.2	288	184	136	178	188

4/24	ALABAMA	7-4	W
4/27	* at Vanderbilt	1-5	L
4/27	* at Vanderbilt	0-1	L
4/28	* at Vanderbilt	7-4	W
5/1	SOUTH ALABAMA	1-12	L
5/2	SOUTH ALABAMA	7-8	L
5/4	* at Georgia	2-4	L
5/5	* at Georgia	5-6	L
5/14	FLORIDA STATE	2-4	L
5/15	FLORIDA STATE	4-8	L
5/18	at South Alabama	5-15	L
5/19	at South Alabama	2-16	L

Date	Opponent	Score	W/L
3/11	MARYLAND	1-3	L
3/11	MARYLAND	18-4	W
3/18	at Jacksonville	23-4	W
3/19	at Jacksonville	5-6	L
3/20	at Jacksonville	6-8	L
3/22	COLUMBUS COL.	5-2	W
3/22	COLUMBUS COL.	10-4	W
3/23	CLEVELAND STATE	5-0	W
3/23	CLEVELAND STATE	5-1	W
3/25	* at Tennessee	1-9	L
3/26	* at Tennessee	2-1	W
3/26	* at Tennessee	3-9	L
3/29	* FLORIDA	6-5	W
3/30	* FLORIDA	7-1	W
4/2	MEMPHIS	5-3	W
4/2	MEMPHIS	5-0	W
4/3	MEMPHIS	3-0	W
4/5	* at Kentucky	6-7	L
4/5	* at Kentucky	12-2	W
4/6	* at Kentucky	5-2	W
4/9	at Alabama	4-1	W
4/9	at Alabama	2-1	W
4/10	MERCER	9-7	W
4/10	MERCER	9-0	W
4/12	* at Georgia	5-1	W

1974 • 31-13 11-6 SEC Head Coach: Paul Nix (1963-84)

Player	AVG	AB	R	H	2B	3B	HR	RBI	SO	SE/SH	SB	
Vic Sharek	.368	152	40	56	9	1	2	28	26	14	1/2	16
David Duffner	.315	146	29	46	10	1	4	28	17	17	3/3	3
Mickey Miller	.290	148	33	43	5	4	0	25	26	9	0/3	16
Gary Dailey	.282	152	17	43	4	1	1	23	9	20	1/2	5
Steve Rea	.282	145	27	41	5	2	6	28	22	35	1/2	15
Mark Hatchett	.261	111	21	29	2	3	1	13	23	16	1/3	13
Curt Cope	.245	114	23	28	6	0	0	9	33	17	4/1	26
Dennis Bailey	.245	110	27	27	3	3	0	16	24	10	0/2	11
Tommy Morton	.210	128	11	27	6	0	0	23	18	19	3/2	1
Kim Shugart	.200	95	21	19	6	0	0	5	40	20	2/0	9
Eddie Staub	.250	4	1	1	0	0	0	0	0	2	1/0	0
Bill Lawrence	.222	9	1	2	0	0	0	1	2	0/0	0	0
Russ Dean	.200	10	0	2	1	0	0	2	1	1	0/0	0
Bill Strickland	.142	7	1	0	1	0	0	0	1	4	0/0	1
Danny Taylor	.000	0	0	0	0	0	0	0	0	0	0/0	0
TOTALS	.274	332	252	365	58	15	14	201	241	186	17/20	116

Player	ERA	W-L	IP	H	R	ER	BB	SO
Terry Leach	1.30	9-0	55.0	26	13	8	29	26
Joe Beckwith	1.79	6-3	70.1	43	19	14	28	27
Matt Waller	2.79	2-1	38.2	36	17	12	26	15
Davis May	2.87	9-3	97.0	76	44	31	56	58
David Sullivan	3.27	1-0	11.0	11	4	4	9	4
Mark McClanahan	3.64	1-1	24.2	23	10	10	14	13
Bill Lawrence	3.81	2-2	30.2	33	18	13	12	9
David O'Hare	5.24	0-1	12.0	10	7	7	12	5
Jim Handley	8.65	1-2	17.2	24	21	17	20	11
Randy Kirkland	0.00	0-0	0.2	2	0	0	0	0
Sam Rodenhizer	0.00	0-0	4.7	3	1	0	0	3
TOTALS	2.88	31-13	362.1	287	154	116	206	171

4/13	* at Georgia	4-2	W
4/16	ALABAMA	6-2	W
4/16	ALABAMA	0-6	L
4/17	at Mercer	2-9	L
4/17	at Mercer	2-3	L
4/19	* at Florida	1-2	L
4/20	* at Florida	9-5	W
4/22	JACKSONVILLE	2-1	W
4/26	* VANDERBILT	1-2	L
4/26	* VANDERBILT	8-2	W
4/27	* VANDERBILT	11-0	W
4/29	at Florida State	1-11	L
4/30	at Florida State	6-3	W
5/1	JAX'VILLE STATE	6-4	W
5/3	* GEORGIA	3-2	W
5/4	* GEORGIA	5-7	L
5/13	FLORIDA STATE	5-4	W
5/14	FLORIDA STATE	7-1	W
5/15	Georgia Tech (A)	11-7	W

Date	Opponent	Score	W/L
3/7	B'HAM-SOUTHERN	5-3	W
3/7	B'HAM-SOUTHERN	6-3	W
3/11	MARIETTA COLLEGE	7-1	W
3/19	CLEMSON	4-5	L
3/19	CLEMSON	4-6	L
3/20	LOUISVILLE	5-0	W
3/21	at Mississippi State	9-8	W
3/22	at Mississippi State	3-1	W
3/22	at Mississippi State	3-0	W
3/25	COLUMBUS COL.	16-1	W
3/25	COLUMBUS COL.	9-6	W
3/26	NORTH ALABAMA	8-4	W
3/28	* at Florida	0-13	L
3/29	* at Florida	7-5	W
3/30	at Jacksonville	1-2	L
4/1	at Jacksonville	3-4	L
4/4	* KENTUCKY	1-4	L
4/4	* KENTUCKY	9-4	W
4/5	* KENTUCKY	15-7	W
4/8	at Alabama	0-2	L
4/8	at Alabama	12-0	W
4/11	* GEORGIA	8-2	W
4/12	* GEORGIA	1-2	L
4/15	at Florida State	1-3	L
4/16	at Florida State	0-4	L
4/18	* FLORIDA	9-3	W
4/19	* FLORIDA	7-8	L

1975 • 24-21 7-9 SEC Head Coach: Paul Nix (1963-84)

Player	AVG	GP	AB	R	H	2B	3B	HR	RBI	BB	SO	SH/SE	SB
Mickey Miller	.323	41	167	30	54	13	1	1	31	17	13	4/5	9
Richie Howard	.307	34	127	22	39	6	0	3	21	14	14	1/4	4
Curt Cope	.293	38	147	28	43	6	0	2	13	22	18	1/0	15
David Duffner	.273	35	121	21	33	7	0	2	24	30	25	4/0	1
Mark Hatchett	.256	27	86	19	22	4	2	0	14	16	21	2/5	8
Steve Rea	.252	33	123	21	31	6	0	7	27	13	41	1/2	2
Kim Shugart	.253	32	99	13	25	4	1	0	14	24	17	1/2	6
Gary Dailey	.247	41	158	23	39	12	0	3	26	25	35	1/2	0
Dennis Bailey	.235	36	119	24	28	3	1	2	12	9	13	2/1	7
Tommy Morton	.221	39	122	14	27	8	0	0	17	18	21	1/2	2
Chuck Moore	.196	22	56	9	11	5	0	1	5	10	26	0/1	2
Russ Dean	.147	15	34	5	5	2	1	0	4	5	11	0/1	0
Buz Walsh	.250	8	8	0	2	0	0	0	0	0	2	0/0	0
Danny Taylor	.125	5	8	0	1	1	0	0	2	1	3	0/0	0
Davis May	.000	1	1	0	0	0	0	0	0	0	1	0/0	0
Paul Saia	.000	2	1	0	0	0	0	0	0	0	1	0/0	0
David O'Hare	.000	1	0	0	0	0	0	0	0	0	0	0/0	0
Bart Hall	.000	1	1	0	0	0	0	0	0	0	1	0/0	0
TOTALS	.261	45	1378	231	360	77	6	21	210	204	263	18/25	56

Player	ERA	W-L	APP	GS	CG</
--------	-----	-----	-----	----	------



YEAR-BY-YEAR RESULTS & TEAM STATS

• COLLEGE WORLD SERIES •
• SEC CHAMPIONS •
• SEC WEST CHAMPIONS •
• SOUTH REGIONAL CHAMPIONS •

Table with columns: Date, Opponent, Score, W/L. Lists game results from 2/26 to 4/5.

1976 • 37-15, 12-7 SEC Head Coach: Paul Nix (1963-84). Player and Opponents statistics including AVG, GP, AB, R, H, 2B, 3B, HR, RBI, BB, SO, SH/FF, SB.

Game results from 4/5 to 5/25, including opponents like JAXVILLE STATE, LSU, and Middle Tennessee.

Table with columns: Date, Opponent, Score, W/L. Lists game results from 2/24 to 4/13.

1977 • 28-18, 11-9 SEC Head Coach: Paul Nix (1963-84). Player and Opponents statistics including AVG, GP, AB, R, H, 2B, 3B, HR, RBI, BB, SO, SH/FF, SB.

Game results from 4/15 to 5/17, including opponents like South Alabama, TROY STATE, and VALDOSTA STATE.

Table with columns: Date, Opponent, Score, W/L. Lists game results from 2/23 to 4/15.

1978 • 33-21, 15-8 SEC Head Coach: Paul Nix (1963-84). Player and Opponents statistics including AVG, GP, AB, R, H, 2B, 3B, HR, RBI, BB, SO, SH/FF, SB.

Game results from 4/16 to 5/22, including opponents like SOUTH ALABAMA, JAXVILLE STATE, and TROY STATE.





YEAR-BY-YEAR RESULTS & TEAM STATS

Date	Opponent	Score	W/L
2/26	MIDDLE TENN. ST.	6-5	W
2/27	GEORGIA STATE	7-5	W
3/8	WESTERN KY.	17-1	W
3/10	CLEMSON	4-2	W
3/11	CLEMONSON	10-1	W
3/17	* at Mississippi State7	5-13	L
3/17	* at Mississippi State7	2-11	L
3/18	* at Mississippi State	8-15	L
3/21	FAIRFIELD	21-6	W
3/22	AUSTIN PEAY STATE	6-1	W
3/24	* at LSU7	4-7	L
3/24	* at LSU7	1-7	L
3/25	* at LSU	2-3	L
3/27	SOU. BENEDICTINE	10-4	W
3/31	* ALABAMA7	10-2	W
3/31	* ALABAMA7	3-2	W
4/1	* ALABAMA	9-4	W
4/7	* at Ole Miss7	4-5	L
4/7	* at Ole Miss7 [10]	3-4	L
4/7	* at Ole Miss	2-4	L
4/8	COLUMBUS COL.	11-4	W
4/10	HUNTINGDON	8-5	W
4/11	MONTEVALLO	5-1	W
4/14	at South Alabama	5-8	L
4/14	at South Alabama5	1-5	L
4/17	at B'ham-Southern	2-6	L
4/19	at UAB [13]	4-5	L
4/21	* MISSISSIPPI STATE7	1-4	L
4/21	* MISSISSIPPI STATE7	3-0	W

1979 • 21-21 7-14 SEC
Head Coach: Paul Nix (1963-84)

Player	AVG	GP	AB	R	H	2B	3B	HR	RBI	BB	SO	SH/SF	SB
Robert Sorrell	.398	40	133	31	53	3	2	0	7	18	11	6/1	15
Dom Fucci	.341	27	82	22	28	5	0	0	7	22	19	0/0	14
Steve Renfro	.303	39	122	27	37	6	1	3	20	20	20	5/3	8
Tim Rowell	.287	40	129	20	37	7	0	5	25	16	36	1/3	2
S. Montgomery	.281	42	139	27	39	11	0	1	20	28	13	4/1	6
Pat Keely	.274	38	124	24	34	6	5	4	31	23	43	1/3	9
J.B. Brown	.273	40	110	32	30	5	0	3	17	37	6	9/4	8
Rodney Rushing	.247	33	97	12	24	5	0	1	13	11	12	4/3	1
Bo Fucci	.218	26	55	9	12	1	0	2	8	9	17	1/1	1
Phil Deriso	.213	27	89	10	19	5	0	5	19	11	25	2/0	3
Dan Weingarten	.179	28	67	13	12	3	0	2	10	10	15	5/0	3
Barry Panter	.163	21	43	7	7	0	1	0	6	8	5	1/1	0
Al Cottrell	.235	9	17	6	4	1	1	0	0	2	6	1/0	0
Alan Mock	.222	7	18	3	4	0	1	0	2	2	3	0/0	0
Bob Rhodes	.083	8	12	1	1	0	0	0	1	2	2	0/0	0
Don Givens	.000	2	1	1	0	0	0	0	0	0	1	0/0	0
Lynn Humphries	.000	1	0	0	0	0	0	0	0	0	0	0/0	0
TOTALS	.275	42	1238	245	341	58	11	33	201	216	231	40/18	67
OPPONENTS	.219	42	1294	195	284	50	5	19	167	207	257	16/15	36

Player	FRA	W-L	APP	GS	CG	SV	IP	H	R	ER	BB	SO	WP	HBP
Bill Latham	3.58	4-1	20	4	1	3	50.0	51	30	20	18	52	7	0
Dana Becton	3.19	2-3	15	7	1	0	48.0	27	25	17	41	40	4	0
Phil Deriso	3.82	1-2	10	5	0	3	37.0	32	25	16	25	25	2	2
Mark Shifflett	3.92	5-6	19	10	2	0	62.0	45	36	27	55	61	5	4
Scott Roney	4.02	3-4	16	8	2	1	56.0	46	31	25	31	33	4	3
Lynn Humphries	4.28	5-5	18	8	2	0	54.0	66	36	26	25	30	6	5
Mark Brown	2.38	0-0	9	0	0	0	11.0	11	4	3	0	7	1	1
S. Phillips	2.45	1-0	6	0	0	0	11.0	15	4	3	6	4	2	0
Greg Schroll	5.40	0-0	4	0	0	1	6.2	6	4	4	4	5	2	0
Don Givens	9.00	0-0	2	0	0	0	2.0	3	7	2	3	1	0	0
TOTALS	3.84	21-21	42	42	8	8	339.2	284	195	145	207	257	33	15
OPPONENTS	4.88	21-21	42	42	11	8	326.2	339	245	177	223	237	15	19

4/22	* MISSISSIPPI STATE	1-7	L
4/23	JAXVILLE STATE	4-5	L
4/28	* LSU7	8-4	W
4/28	* LSU7	9-4	W
4/29	* LSU	2-6	L
4/30	TROY STATE	3-2	W
5/1	at Columbus College	3-6	L
5/2	LIVINGSTON	8-0	W
5/5	* at Alabama7	11-4	W
5/5	* at Alabama7	1-4	L
5/6	* at Alabama	3-4	L
5/8	UAB	12-2	W
5/15	Georgia Tech (Am)	6-7	L

-SEC WEST CHAMPIONS-

Date	Opponent	Score	W/L
2/28	at Columbus College	4-5	L
2/29	at Georgia State [10]	4-5	L
3/8	* MISS. STATE [13]	5-4	W
3/9	* MISSISSIPPI STATE7	13-4	W
3/9	* MISS. STATE7 [11]	7-5	W
3/10	JAXVILLE STATE	2-10	L
3/11	COLUMBUS COL.	9-4	W
3/18	* at LSU7	2-8	L
3/18	* at LSU7	5-10	L
3/22	* at Ole Miss7	1-4	L
3/22	* at Ole Miss7	3-7	L
3/23	* at Ole Miss	4-3	W
3/25	TENNESSEE	5-3	W
3/25	TENNESSEE7	4-2	W
3/28	* at Alabama7	1-0	W
3/29	* at Alabama7	3-2	W
3/30	* at Alabama	3-8	L
4/1	HUNTINGDON	6-9	L
4/5	at South Alabama	4-5	L
4/6	at South Alabama	4-3	W
4/9	at Florida State	7-21	L
4/9	at Florida State	0-2	L
4/10	COLUMBUS COL. [10]	6-5	W
4/12	* at Mississippi State7	1-2	L
4/12	* at Mississippi State7	3-2	W
4/13	* at Mississippi State	1-4	L
4/15	at Columbus College	5-7	L
4/16	TROY STATE	6-2	W

1980 • 27-24 15-8 SEC
Head Coach: Paul Nix (1963-84)

Player	AVG	GP	AB	R	H	2B	3B	HR	RBI	BB	SO	SH/SF	SB
Johnny Tutt	.313	42	160	31	50	4	5	1	50	19	30	2/2	16
Darryl Wilks	.303	51	165	22	50	5	2	0	16	24	34	4/0	6
Dan Weingarten	.281	51	171	25	48	11	3	3	28	14	34	7/3	10
Steve Renfro	.270	48	174	27	47	13	3	7	34	18	38	4/2	13
J. Metasavage	.231	50	143	25	33	5	0	2	15	24	27	6/2	6
Doug Gilcrease	.216	48	167	24	36	11	2	3	20	18	36	6/1	5
Alan Mock	.200	43	115	20	23	0	0	2	7	34	26	11/1	7
Rodney Rushing	.198	37	101	12	20	2	0	1	8	17	10	5/1	0
Barry Panter	.196	48	143	15	28	1	4	0	14	21	38	4/5	2
Jim Swiderski	.324	15	34	6	11	4	2	0	6	6	9	0/0	0
J. Mugarditchian	.320	16	24	6	7	0	0	0	1	14	8	2/1	0
Geoff Millecker	.280	24	75	15	21	2	2	1	9	13	14	1/1	3
Robert Sorrell	.231	5	13	1	3	1	0	0	0	0	2	1/0	0
Randy Fowler	.120	16	25	4	3	1	0	0	6	7	12	3/1	1
PITCHERS	.090	6	11	2	1	0	0	0	1	1	6	1/0	0
Reid Roney	.048	8	21	2	1	0	0	0	1	1	3	1/0	0
TOTALS	.248	51	1542	237	382	60	23	20	189	231	327	58/20	69
OPPONENTS	.257	51	1603	252	412	56	4	18	202	256	221	29/13	67

Player	FRA	W-L	APP	GS	CG	SV	IP	H	R	ER	BB	SO	WP	HBP
Phil Constan	1.84	5-0	18	3	0	0	53.2	49	21	11	27	25	4	5
Sterling Phillips	2.81	1-1	15	3	0	0	32.0	31	18	10	19	23	4	1
Mark Shifflett	3.05	9-5	27	4	1	5	73.2	60	35	25	47	45	9	4
Bill Latham	3.32	1-3	16	10	1	2	57.0	56	26	21	29	29	5	2
David Wyatt	3.43	1-2	12	6	0	1	39.1	42	23	15	2	2	1	0
John Hanson	4.66	3-4	11	8	0	0	38.2	35	25	20	27	14	4	0
Phil Deriso	4.81	4-7	18	13	3	0	78.2	75	56	42	48	41	7	0
Bruce Chapman	7.04	3-2	12	3	1	1	38.1	49	34	30	30	15	2	0
Dana Becton	0.00	0-0	2	0	0	0	1.2	0	0	0	4	2	1	0
Darryl Wilks	3.86	0-0	2	1	0	0	7.0	13	11	3	2	3	0	0
Jim Swiderski	16.20	0-0	1	0	0	0	1.2	2	3	3	1	2	1	0
TOTALS	3.84	27-24	51	51	6	9	421.2	412	252	180	256	221	38	12
OPPONENTS	3.81	24-27	51	51	16	6	418.1	382	237	177	231	327	38	23

4/17	MONTEVALLO	20-8	W
4/19	* LSU7	7-2	W
4/19	* LSU7	3-2	W
4/20	* LSU	5-0	W
4/21	GEORGIA STATE	4-3	W
4/22	FLORIDA STATE	5-9	L
4/23	FLORIDA STATE	2-4	L
4/24	UAB	1-5	L
4/26	* OLE MISS7	5-4	W
4/26	* OLE MISS7	4-0	W
4/27	* OLE MISS	4-5	L
4/29	SOUTH ALABAMA	0-1	L
4/30	SOUTH ALABAMA [10]	4-5	L
5/1	at Huntingdon	5-0	W
5/3	* ALABAMA7	5-3	W
5/4	* ALABAMA7	8-5	W
5/4	* ALABAMA7	5-4	W
5/5	GA. SOUTHWESTERN	17-8	W
5/6	at UAB [10]	2-3	L
5/9	# Vanderbilt	3-2	W
5/11	# Ole Miss	7-4	W
5/12	# Vanderbilt	3-16	L
5/13	# Vanderbilt	0-13	L

SEC tourn. (Gainesville, FL - 2nd)

Date	Opponent	Score	W/L
3/1	at Troy State	6-5	W
3/2	SE LOUISIANA	15-3	W
3/3	at Columbus College	5-1	W
3/4	LIVINGSTON6	4-1	W
3/6	* at Mississippi State7	8-7	W
3/6	* at Mississippi State7	4-3	W
3/7	* at Mississippi State	3-8	L
3/8	IND.-SOUTHEAST	13-10	W
3/11	* OLE MISS7	2-5	L
3/11	* OLE MISS7	2-7	L
3/12	* OLE MISS	16-2	W
3/22	* at LSU7	4-3	W
3/22	* at LSU7	1-2	L
3/23	at New Orleans	4-9	L
3/24	at SE Louisiana	12-4	W
3/28	* ALABAMA7	1-2	L
3/28	* ALABAMA7	0-2	L
3/29	* ALABAMA	3-8	L
3/31	at Georgia State	11-2	W
4/1	at Jacksonville State	9-5	W
4/2	GA. SOUTHWEST.	11-1	W



YEAR-BY-YEAR RESULTS & TEAM STATS

Table with columns: Date, Opponent, Score, W/L. Rows include games from 3/3 to 4/18.

1982 • 27-20-1 8-13 SEC Head Coach: Paul Nix (1963-84). Player stats table with columns: Player, AVG, GP, AB, R, H, 2B, 3B, HR, RBI, BB, SO, SH/SE, SB.

Results table for 1982 with columns: Date, Opponent, Score, W/L. Rows include games from 4/20 to 5/12.

Table with columns: Date, Opponent, Score, W/L. Rows include games from 2/23 to 4/19.

1983 • 16-34 4-18 SEC Head Coach: Paul Nix (1963-84). Player stats table with columns: Player, AVG, GP, AB, R, H, 2B, 3B, HR, RBI, BB, SO, SAC, SB-ATT.

Results table for 1983 with columns: Date, Opponent, Score, W/L. Rows include games from 4/20 to 5/11.

Table with columns: Date, Opponent, Score, W/L. Rows include games from 2/23 to 4/8.

1984 • 27-24 8-14 SEC Head Coach: Paul Nix (1963-84). Player stats table with columns: Player, AVG, GP, AB, R, H, 2B, 3B, HR, RBI, BB, HBP, SO, SH/SE, SB-ATT.

Results table for 1984 with columns: Date, Opponent, Score, W/L. Rows include games from 4/10 to 5/5.





YEAR-BY-YEAR RESULTS & TEAM STATS

Date	Opponent	Score	W/L
2/23	at Tennessee	5-7	L
2/23	at Tennessee	6-5	W
2/24	at Tennessee	12-5	W
2/27	SAMFORD	22-7	W
3/2	* ALABAMA7	4-2	W
3/2	* ALABAMA7	2-4	L
3/3	* ALABAMA	9-7	W
3/6	at B'ham-Southern	15-7	W
3/7	at UAB	14-11	W
3/9	* at Mississippi State7	1-3	L
3/9	* at Mississippi State7	2-3	L
3/10	* at Mississippi State	0-14	L
3/11	VIRGINIA	8-9	L
3/12	VIRGINIA	8-5	W
3/13	VIRGINIA	12-11	W
3/17	at Troy State	12-6	W
3/20	at Columbus College	2-7	L
3/23	* OLE MISS7	11-2	W
3/23	* OLE MISS7	7-5	W
3/24	* OLE MISS	14-6	W
3/27	at Jacksonville State	12-8	W
3/30	* at LSU7	2-5	L
3/31	* at LSU7	0-7	L
3/31	* at LSU	4-6	L
4/2	at Georgia	23-11	W
4/3	at Georgia	13-15	L
4/4	at Georgia Tech	5-12	L

1985 • 30-22, 11-12 SEC
Head Coach: Hal Baird (1985-2000)

Player	AVG	GP	AB	R	H	2B	3B	HR	RBI	TB	BB	HBP	SO	SH/SE	SB-ATT
Paul Foster	.433	52	201	51	87	16	2	14	74	140	19	0	27	1/4	11-11
Bo Jackson	.401	42	147	55	59	5	6	17	43	123	26	3	41	0/0	9-10
David Plumb	.350	40	140	32	49	6	0	6	37	67	14	2	22	0/1	0-0
Tim Lemons	.337	51	190	47	64	12	1	18	63	128	16	2	20	0/4	0-0
Trey Gainous	.323	41	158	34	51	4	1	2	20	60	11	2	23	0/3	7-10
Mark Sayers	.315	51	197	38	62	9	3	8	37	101	18	0	26	2/3	0-0
Tony Haney	.292	50	195	38	57	13	3	1	38	78	24	1	19	0/0	1-2
Rock Wilson	.291	50	189	45	55	8	4	0	20	69	34	8	18	2/2	4-8
Kevin Henry	.280	51	189	37	53	3	2	3	23	66	24	1	39	0/1	1-1
Duke Donaldson	.265	14	34	5	9	0	0	0	1	7	1	0	12	0/0	0-0
Jon McFatter	.263	11	19	1	5	3	0	0	3	8	6	0	6	1/0	0-0
Jeff Livesay	.247	26	77	12	19	2	0	3	9	24	8	1	15	3/2	0-0
Russ Froman	.182	14	22	4	4	1	0	0	1	2	6	0	4	0/0	0-0
David Miller	.167	19	30	5	5	1	0	0	2	6	6	1	12	1/0	0-1
Kyle Ingalls	.143	5	7	0	1	0	0	0	1	0	0	0	3	0/0	0-0
Scott Tillery	.000	5	7	0	0	0	0	0	0	0	0	0	0	0/0	0-0
TOTALS	.323	52	1796	404	580	83	22	72	372	923	213	21	287	10/20	23-33
OPPONENTS	.297	52	1735	322	515	87	11	36	267	725	221	17	254	14/14	51-62

Player	FRA	W-L	G/GS	CG	SHO	SV	IP	H	R	ER	BB	SO	WP	HBP
Greg Jacobson	4.73	5-2	18/4	0	0	3	70.1	87	46	37	23	43	5	3
Tim McLain	5.61	4-4	12/11	4	0	0	59.1	69	50	37	23	28	1	3
David Adams	5.74	6-6	18/13	3	0	0	83.0	110	69	53	46	49	6	5
Charlie Smith	5.77	6-2	16/10	1	0	0	67.0	75	49	43	49	11	2	0
Mark Chapman	6.13	5-5	16/14	5	0	0	83.2	97	68	57	33	51	8	1
Tim Lemons	0.00	0-0	2/0	0	0	0	3.2	2	0	0	2	2	1	0
Scott Tillery	2.64	3-2	17/0	0	0	2	34.1	32	14	10	28	20	8	2
Ed Ohman	5.40	0-0	5/0	0	0	1	8.1	15	7	5	8	4	0	1
Keith Robinson	8.44	-1-1	8/0	0	0	1	16.0	25	18	15	7	10	3	0
Steve Sarmiento	9.00	0-0	4/0	0	0	0	1.0	3	1	1	2	0	0	0
TOTALS	5.44	30-22	52/52	13	0	7	426.2	515	322	258	221	254	43	17
OPPONENTS	6.98	22-30	52/52	9	4	3	431.2	580	404	321	213	287	38	21

4/6	* at Alabama7	2-3	L
4/6	* at Alabama7	17-8	W
4/7	* at Alabama	10-6	W
4/9	UAB	9-8	W
4/10	JAX'VILLE STATE	11-6	W
4/12	B'HAM-SOUTHERN	18-3	W
4/12	at Huntingdon	2-5	L
4/13	* MISSISSIPPI STATE7	3-2	W
4/13	* MISSISSIPPI STATE7	3-1	W
4/14	* MISSISSIPPI STATE	8-1	W
4/16	GA. SOUTHWEST'RN	16-3	W
4/17	at South Alabama	8-9	L
4/19	ALA. CHRISTIAN	9-2	W
4/20	Livingston (S)	12-6	W
4/21	Jacksonville State (H)	7-8	L
4/23	TROY STATE	5-9	L
4/24	GEORGIA TECH	6-5	W
4/28	* at Ole Miss	7-16	L
4/28	* at Ole Miss	5-6	L
4/29	HUNTINGDON	0-5	L
4/30	COLUMBUS COL.	2-1	W
5/2	Alabama (D)	10-6	W
5/4	* LSU7	0-5	L
5/4	* LSU7	5-4	W
5/5	* LSU	3-4	L

Date	Opponent	Score	W/L
2/26	HUNTINGDON	5-4	W
3/1	* OLE MISS7	4-2	W
3/1	* OLE MISS7	7-5	W
3/1	* OLE MISS	15-2	W
3/4	at Samford	16-2	W
3/5	CUMBERLAND	2-4	L
3/6	OLD DOMINION	7-5	W
3/8	* at Georgia7	1-5	L
3/8	* at Georgia7 [8]	4-5	L
3/9	* at Georgia	5-8	L
3/10	RICHMOND	12-6	W
3/11	RICHMOND	4-1	W
3/12	at UAB	17-9	W
3/15	* MISSISSIPPI STATE7	7-6	W
3/15	* MISSISSIPPI STATE7	5-7	L
3/16	* MISSISSIPPI STATE	7-1	W
3/21	CLEMSON	5-1	W
3/22	CLEMSON	5-2	W
3/22	CLEMSON	9-8	W
3/23	CLEMSON	11-14	L
3/24	JAX'VILLE STATE	0-8	L
3/27	UAB	11-5	W
3/29	* at Vanderbilt7	11-7	W
3/29	* at Vanderbilt7 [8]	12-10	W
3/30	* at Vanderbilt	7-11	L
4/1	at Samford	6-1	W
4/2	SOUTH ALABAMA	4-7	L
4/5	* at Florida7	4-8	L

1986 • 31-24, 15-14 SEC
Head Coach: Hal Baird (1985-2000)

Player	AVG	GP	AB	R	H	2B	3B	HR	RBI	TB	SIG	BB	HBP	SO	SH/SE	SB-ATT
Paul Foster	.396	55	217	45	86	11	4	10	48	133	613	27	1	32	0/2	0-0
Mark Sayers	.363	55	212	48	77	13	5	8	53	124	585	27	1	30	0/1	0-0
Tony Haney	.325	55	212	36	69	14	1	2	44	92	434	23	2	21	1/5	0-0
David Plumb	.301	48	166	32	50	12	0	6	31	76	458	13	1	35	0/2	2-3
Jeff Livesay	.296	33	108	11	32	5	1	3	19	47	435	9	0	19	1/2	0-0
Rock Wilson	.295	53	190	43	56	8	2	0	19	68	358	38	2	22	1/3	1-2
Trey Gainous	.291	55	213	54	62	5	10	4	37	98	460	33	4	26	2/0	13-15
Steve Burroughs	.256	38	117	26	30	2	1	0	13	34	291	25	2	15	2/1	6-8
Jim Ryerson	.171	54	158	25	27	3	0	0	24	30	190	38	7	31	3/1	0-0
Charlie Smith	.267	6	15	3	4	0	0	2	4	10	667	3	0	3	0/0	0-0
Bo Jackson	.246	21	69	21	17	3	2	7	14	45	652	20	2	30	0/1	5-5
Jeff Lee	.200	20	100	14	2	0	0	0	1	2	200	0	0	5	1/0	1-1
Ed Dilks	.170	45	100	13	17	1	0	0	6	18	180	15	2	18	5/0	0-0
Mike Dougherty	.167	7	12	2	2	1	0	0	0	3	250	3	0	1	0/0	0-0
Jack Whitesell	.071	9	14	2	1	0	0	0	1	1	071	1	0	5	0/0	0-0
PITCHERS	.000	55	1	0	0	0	0	0	0	0	0.000	0	0	0	0/0	0-0
Darren Austin	1	0	0	0	0	0	0	0	0	0	0.000	0	0	0	0/0	0-0
TOTALS	.291	55	1821	364	530	75	26	42	322	784	431	276	22	294	17/17	28-34
OPPONENTS	.282	55	1804	313	508	93	11	45	268	752	417	193	17	292	19/11	47-63

Player	FRA	W-L	G/GS	CG	SHO	SV	IP	H	R	ER	BB	SO	WP	HBP
Stacey Jones	4.16	4-2	17/6	2	0	3	67.0	63	37	31	26	47	3	0
Scott Tillery	4.40	3-2	18/0	0	0	3	30.2	27	19	15	16	24	0	1
Mark Chapman	4.45	7-6	18/18	6	0	0	99.0	105	67	49	39	78	2	2
Charlie Smith	5.13	1-3	15/1	0	0	1	40.1	40	25	23	13	14	3	3
Greg Jacobson	5.71	3-3	20/5	0	0	2	64.2	79	50	41	28	25	6	3
Gregg Olson	5.72	7-3	19/14	1	0	0	78.2	94	61	50	48	62	7	6
Ron Siwa	5.76	6-4	17/11	0	0	3	70.1	91	53	45	19	37	1	3
Tim Vines	0.00	0-0	2/0	0	0	0	3.0	1	1	0	2	0	1	0
Ed Ohman	0.00	0-0	1/0	0	0	0	1.2	0	0	0	3	3	0	0
TOTALS	5.13	31-24	55/55	9	2	10	447.1	508	313	255	193	292	34	18
OPPONENTS	5.9	24-31	55/55	9	2	7	443.2	530	364	291	276	294	37	22

4/5	* at Florida7	6-3	W
4/6	* at Florida	10-6	W
4/8	@ at South Alabama	3-8	L
4/9	@ ALABAMA (Mbl)	6-12	L
4/10	MONTEVALLO	11-0	W
4/12	* KENTUCKY	1-0	W
4/13	* KENTUCKY	16-5	W
4/14	* KENTUCKY	5-4	W
4/15	SAMFORD	11-8	W
4/15	at Columbus College	3-7	L
4/15	B'HAM-SOUTHERN	3-7	L
4/19	* at Alabama7	0-7	L
4/19	* at Alabama7	1-3	L
4/20	* at Alabama	1-5	L
4/23	at Georgia Tech	4-6	L
4/23	SAMFORD	8-3	W
4/26	* TENNESSEE7 [10]	2-1	W
4/26	* TENNESSEE7	11-5	W
4/27	* TENNESSEE	13-6	W
4/28	GEORGIA TECH [10]	8-7	W
4/28	Alabama (D)	10-1	W
5/3	* at LSU7	1-7	L
5/3	* at LSU7	3-12	L
5/4	* at LSU	3-4	L
5/4	Alabama (H)	8-13	L
5/9	# ALABAMA [11]	7-8	L
5/10	# Georgia	7-11	L

@ USA Tournament (Mobile, AL); # SEC Tour. (Baton Rouge, LA-4th)

Date	Opponent	Score	W/L
2/18	HUNTINGDON [11]	3-2	W
2/25	at UAB	23-2	W
3/1	WEST GEORGIA7	11-3	W
3/1			



YEAR-BY-YEAR RESULTS & TEAM STATS

Table with columns: Date, Opponent, Score, W/L. Rows include games from 2/12 to 3/30 against various opponents like Western Carolina, Clemson, and Ole Miss.

1988 - 39-16, 16-10 SEC. Head Coach: Hal Baird (1985-2000). Player statistics table with columns: Player, AVG, GP/S, AB, R, H, 2B, 3B, HR, RBI, TB, SLG, BB, HR, SO, OBP%, SH/SE, SB/AT.

Table with columns: Date, Opponent, Score, W/L. Rows include games from 3/31 to 5/13 against opponents like Rider, Jaxville State, and Alabama.

SEC TOURNAMENT CHAMPIONS - ATLANTIC REGIONAL

Table with columns: Date, Opponent, Score, W/L. Rows include tournament games from 2/10 to 4/5 against opponents like Western Caro., Mercer, and Alabama.

1989 - 44-20, 12-12 SEC. Head Coach: Hal Baird (1985-2000). Player statistics table with columns: Player, AVG, GP/S, AB, R, H, 2B, 3B, HR, RBI, TB, SLG, BB, HR, SO, OBP%, SH/SE, SB/AT.

Table with columns: Date, Opponent, Score, W/L. Rows include games from 4/12 to 5/27 against opponents like B'ham-Southern, Samford, and Alabama.

1990 - 34-24, 13-13 SEC

Head Coach: Hal Baird (1985-2000)

Table with columns: Date, Opponent, Score, W/L. Rows include games from 2/10 to 3/31 against opponents like Western Caro., Mercer, and Ole Miss.

Player statistics table for 1990 with columns: Player, AVG, GP/S, AB, R, H, 2B, 3B, HR, RBI, TB, SLG, BB, HR, SO, OBP%, SH/SE, SB/AT.

Table with columns: Date, Opponent, Score, W/L. Rows include games from 3/31 to 5/19 against opponents like LSU, LAGRANGE COL., and Alabama.





YEAR-BY-YEAR RESULTS & TEAM STATS

Date	Opponent	Score	W/L
2/8	WESTERN CARO.	17-16	W
2/9	WESTERN CARO.7	9-2	W
2/9	WESTERN CARO.7	3-4	L
2/10	WESTERN CARO.	13-6	W
2/16	WEST FLORIDA	1-3	L
2/23	at Clemson	4-6	L
2/24	at Clemson	3-7	L
2/26	CAMPBELL	4-5	L
2/27	CAMPBELL	15-4	W
3/1	Eastern Ky. (Mc)	1-2	L
3/4	APPALACHIAN ST.	10-1	W
3/5	ILLINOIS STATE	6-11	L
3/6	ILLINOIS STATE7	3-1	W
3/6	ILLINOIS STATE7	3-5	L
3/7	ILLINOIS STATE	6-2	W
3/9	@ Michigan	12-4	W
3/10	@ at South Alabama	1-2	L
3/16	* at Ole Miss	3-6	L
3/16	* at Ole Miss7	3-2	W
3/17	* at Ole Miss	8-4	W
3/19	CORNELL	6-1	W
3/21	Samford (Hvr)	6-1	W
3/23	* GEORGIA	10-9	W
3/23	* GEORGIA7	3-2	W
3/24	* GEORGIA	6-5	W
3/26	LINCOLN MEMORIAL	14-9	W
3/27	LINCOLN MEMORIAL	10-1	W
3/30	* LSU	2-6	L
3/30	* LSU7	3-8	L
3/31	* LSU	8-13	L

1991 • 35-24, 14-12 SEC
Head Coach: Hal Baird (1985-2000)

Player	AVG	GP/S	AB	R	H	2B	3B	HR	RBI	TB	SLG	BB	HR	SO	ORB%	SH/SE	SB-ATT
Andrew Albrecht	.361	57/55	202	61	73	8	5	11	37	124	.614	35	9	29	.472	0/1	5-6
Jeff Leatherman	.359	59/59	217	54	78	14	0	8	60	116	.535	47	2	21	.476	3/1	1-2
Bronnen Veal	.317	59/59	205	36	65	22	0	8	67	111	.541	28	7	21	.407	0/6	1-3
Brad Parker	.304	59/59	224	54	68	14	0	13	58	121	.540	23	4	21	.375	0/2	3-5
Todd O'Donnell	.298	57/56	215	40	64	14	2	3	35	91	.423	27	3	24	.378	2/4	1-3
Jason Johnson	.275	3/2	4	3	3	1	0	0	0	4	1.000	0	0	1	.750	0/0	0-0
Scott Shepherd	.500	1/0	2	0	1	0	0	0	0	1	1.000	0	0	1	.500	0/0	0-0
Mickey Tomey	.291	50/47	148	26	43	6	0	2	20	55	.372	21	3	18	.387	2/1	1-2
Mike Killmet	.291	55/46	179	31	52	11	2	2	28	71	.397	21	1	28	.368	1/0	3-3
Brad Brown	.278	34/15	72	10	20	5	1	1	8	30	.417	3	0	14	.311	1/1	0-1
Brandon Moore	.264	59/59	212	29	56	4	0	1	26	63	.297	14	2	23	.314	9/1	3-6
Mitch Duke	.246	29/12	57	12	14	4	0	1	8	21	.368	6	4	12	.364	1/0	0-0
Tom Corbin	.241	28/22	58	12	14	1	0	0	6	15	.259	18	2	12	.429	1/1	0-3
Chris Christopher	.241	49/42	162	39	39	6	2	2	28	55	.340	26	1	33	.347	3/2	7-7
Tracy Smith	.118	12/1	17	2	2	0	0	0	0	2	1.180	0	0	3	.118	0/0	0-0
Robert Lewis	.100	13/0	1	0	1	0	0	0	0	1	1.000	2	1	2	.250	1/0	0-0
Jason Harkins	.000	1/0	1	0	0	0	0	0	0	0	.000	0	0	1	.000	0/0	0-0
TOTALS	.299	59/59	1985	411	593	110	11	52	381	881	.444	271	39	274	.390	24/20	25-41
OPPONENTS	.251	59/59	1890	285	475	94	8	35	236	690	.365	239	32	481	.342	38/21	41-68

Player	ERA	W-L	G/GS	CG	SHO	SV	IP	H	R	ER	BB	SO	2B	3B	HR	BF	Avg	WP	HB	BK
Brian Senn	2.62	4-3	20/0	0	0	1	55.0	52	22	16	13	31	11	1	2	205	.254	3	4	1
John Powell	3.30	10-4	23/17	3	0	0	101.0	98	48	37	31	121	15	0	6	387	.227	5	4	0
Scott Sullivan	3.69	8-4	28/1	0	0	4	53.2	47	29	22	25	50	13	0	2	201	.234	8	5	4
Jon Hebel	4.76	4-2	15/6	0	0	0	51.0	54	35	27	29	46	5	1	8	199	.271	10	3	0
Mark Fuller	6.07	1-4	18/14	0	0	0	69.2	78	56	47	50	61	20	1	6	275	.284	8	6	1
Jason Harkins	6.59	2-4	18/9	1	0	0	57.1	62	47	42	33	52	15	0	6	223	.278	9	6	0
Mike Martin	0.71	1-0	7/0	0	0	0	12.2	8	3	1	2	7	2	0	0	44	.182	1	0	0
Scott Renner	1.50	0-0	5/1	0	0	0	18.0	12	3	3	7	18	2	2	1	63	.190	3	0	0
Jason Johnson	1.80	1-0	4/1	1	1	0	10.0	4	2	2	3	14	1	0	0	34	.118	2	1	0
Tim Sheridan	1.96	0-0	10/0	0	0	1	18.1	11	7	4	14	26	2	1	0	64	.172	3	2	0
Tommy Carter	3.94	4-1	9/7	2	0	0	29.2	28	15	13	20	36	4	1	1	111	.252	6	0	0
Alec Hewi	7.45	0-2	6/2	0	0	0	19.1	31	18	16	12	19	4	2	3	84	.369	2	1	0
TOTALS	4.18	35-24	59/59	7	2	7	495.2	475	285	230	239	481	94	8	35	1890	.251	60	32	2
OPPONENTS	6.31	24-35	59/59	11	1	12	482.1	593	411	338	271	274	110	11	52	1985	.299	35	39	2

Date	Opponent	Score	W/L
2/21	WEST FLORIDA	6-9	L
2/22	WEST FLORIDA	1-2	L
2/24	BERRY COLLEGE	6-0	W
2/27	JAXVILLE STATE	3-5	L
2/28	TROY STATE	4-1	W
2/29	CLEMSON	3-4	L
3/1	CLEMSON	3-9	L
3/3	UNC-WILMINGTON	2-4	W
3/4	UNC-WILMINGTON	10-0	W
3/4	UNC-WILMINGTON	4-3	W
3/7	& Oklahoma	3-6	L
3/8	& Tulane	3-1	W
3/11	HUNTINGDON	8-3	W
3/12	GA. SOUTHWEST'RN	7-0	W
3/12	GA. SOUTHWEST'RN	4-0	W
3/19	at Samford	8-5	W
3/21	* at Florida	2-4	L
3/21	* at Florida7	1-2	L
3/22	* at Florida	1-2	L
3/24	GEORGIA COLLEGE	5-2	W
3/26	Alabama (M)	1-7	L
3/28	* KENTUCKY	3-6	L
3/28	* KENTUCKY7	4-8	L
3/29	* KENTUCKY	8-11	L
3/31	COLUMBUS COL.	4-2	W
4/1	LINCOLN MEMORIAL	1-4	L
4/1	WEST GEORGIA	6-4	W
4/4	* SOUTH CAROLINA	4-1	W
4/4	* SOUTH CAROLINA7	3-2	W

1992 • 30-25, 10-14 SEC
Head Coach: Hal Baird (1985-2000)

Player	AVG	GP/S	AB	R	H	2B	3B	HR	RBI	TB	SLG	BB	HR	SO	ORB%	SH/SE	SB-ATT
Bronnen Veal	.332	55/55	205	39	68	22	1	3	35	101	.493	33	6	24	.433	0/3	3-5
Brandon Moore	.325	55/55	209	29	67	6	3	1	20	82	.398	18	1	13	.379	5/0	3-4
Chris Christopher	.323	50/48	195	41	63	10	2	1	24	80	.410	24	3	29	.400	2/2	17-20
Todd O'Donnell	.299	55/54	187	33	56	6	0	2	23	68	.364	27	5	34	.391	2/5	4-6
Jay Waggoner	.292	55/49	192	26	56	0	1	0	20	58	.302	31	2	19	.395	1/1	2-2
Fred Baxter	.287	49/47	178	22	51	12	2	1	27	70	.393	7	7	51	.335	0/2	1-2
Todd Brown	.277	36/29	101	13	28	2	1	0	9	32	.317	20	0	15	.397	3/1	3-5
Ken Key	.270	31/16	63	9	17	0	1	0	7	19	.302	3	2	12	.306	5/0	1-2
Mickey Tomey	.251	48/47	134	12	34	3	0	1	14	40	.299	25	3	16	.371	3/2	0-0
Jake Dean	.231	42/35	121	12	28	5	0	0	18	33	.273	21	2	23	.352	2/0	0-0
Mike Killmet	.225	44/41	151	17	34	2	1	1	19	41	.272	11	0	27	.276	4/0	0-4
Torey Kimberl	.222	9/2	9	0	2	0	0	0	2	222	5	0	0	3	.538	0/0	0-0
Chris Holland	.160	21/9	25	2	4	2	0	1	7	9	.360	4	0	10	.276	0/1	0-0
Robert Lewis	.057	23/8	35	2	2	0	0	0	2	2	.057	7	0	12	.214	1/0	0-0
Jamey Champion	.000	12/0	10	1	0	0	0	0	0	0	.000	2	0	6	.167	0/0	0-0
TOTALS	.281	55/55	1812	258	510	70	12	11	225	637	.352	238	31	294	.370	28/18	34-50
OPPONENTS	.254	55/55	1763	226	448	70	13	14	197	586	.332	219	27	256	.339	34/18	69-107

Player	ERA	W-L	G/GS	CG	SHO	SV	IP	H	R	ER	BB	SO	2B	3B	HR	BF	Avg	WP	HB	BK	
John Powell	2.54	8-7	23/17	7	1	1	109.2	99	40	31	34	120	16	3	4	407	.243	7	6	1	
Mark Fuller	2.94	9-3	19/11	0	1	1	85.2	67	38	28	46	69	8	2	2	310	.216	4	4	1	
Jason Johnson	3.10	4-3	19/9	2	1	2	81.1	83	37	28	26	68	18	1	1	313	.265	8	7	2	
Jon Hebel	3.86	5-8	19/18	2	1	0	95.2	90	51	41	61	110	14	1	4	354	.254	8	2	0	
David Snell	0.00	0-0	3/0	0	0	0	3.0	2	0	0	0	4	0	0	0	12	.167	0	0	0	
Jason LeBoeuf	2.38	1-0	17/0	0	0	0	22.2	19	9	6	13	16	1	2	2	83	.229	6	1	0	
Alec Hewi	3.60	2-2	14/0	0	0	3	30.0	29	13	12	13	26	5	2	0	116	.250	4	3	0	
Brian Senn	4.82	0-0	18/0	0	0	0	3	28.0	34	18	15	14	20	4	0	1	107	.318	1	3	2
Jeff Crocker	9.00	0-0	1/0	0	0	0	0.0	2	2	1	0	0	0	0	0	3	.667	0	0	0	
Scott Sullivan	11.45	1-2	11/0	0	0	0	11.0	18	14	14	11	17	4	0	1	46	.391	2	1	0	
Tracy Smith	13.50	0-0	2/0	0	0	0	2.0	5	4	5	4	12	0	0	1	12	.417	0	0	0	
TOTALS	3.43	30-25	55/55	11	5	13	469.0	448	226	179	219	453	70	13	14	1763	.254	41	27	6	
OPPONENTS	3.86	25-30	55/55	10	2	10	456.2	5													



YEAR-BY-YEAR RESULTS & TEAM STATS

COLLEGE WORLD SERIES EAST REGIONAL CHAMPIONS

Table of game results for the College World Series and East Regional Championships, including dates, opponents, scores, and win/loss records.

1994 • 44-21, 16-13 SEC Head Coach: Hal Baird (1985-2000)

Comprehensive statistics for the 1994 season, including player performance metrics (AVG, GP/S, AB, R, H, 2B, 3B, HR, RBI, TB, SLG, BB, HB, SO, GDP, ORB%, SH/SE, SB-AT) and team totals.

Summary of game results for the 1994 season, listing dates, opponents, scores, and win/loss records.

SEC WEST CHAMPIONS MIDWEST II REGIONAL

Table of game results for the SEC West Champions and Midwest II Regional, including dates, opponents, scores, and win/loss records.

1995 • 50-13, 19-8 SEC Head Coach: Hal Baird (1985-2000)

Comprehensive statistics for the 1995 season, including player performance metrics and team totals.

Summary of game results for the 1995 season, listing dates, opponents, scores, and win/loss records.





YEAR-BY-YEAR RESULTS & TEAM STATS

Date	Opponent	Score	W/L
2/9	VCU	10-1	W
2/10	VCU	7-3	W
2/11	VCU	9-2	W
2/17	VM17	14-0	W
2/17	VM17	6-0	W
2/18	VMI	14-3	W
2/20	WINTHROP	5-1	W
2/21	WINTHROP [13]	8-9	L
2/24	@ Missouri	4-5	L
2/25	@ Michigan State [10]	10-9W	W
2/28	at Samford	2-5	L
3/1	& Indiana	6-3	W
3/2	& Troy State	11-4	W
3/4	UNC-GREENSBORO	9-4	W
3/5	UNC-GREENSBORO	6-4	W
3/6	UNC-GREENSBORO	9-3	W
3/8	* S. CAROLINA [10]	11-10	W
3/9	* SOUTH CAROLINA	9-10	L
3/10	* SOUTH CAROLINA	15-8	W
3/15	* at Tennessee	3-7	L
3/16	* at Tennessee [10]	10-5	W
3/17	* at Tennessee	0-11	L
3/20	at UAB [10]	2-1	W
3/22	* at Georgia	3-2	W
3/23	* at Georgia	4-7	L
3/24	* at Georgia	10-12	L
3/29	* KENTUCKY	16-10	W
3/30	* KENTUCKY	4-7	L
3/31	* KENTUCKY	12-6	W
4/2	Alabama (M)	0-2	L
4/5	* FLORIDA	7-12	L

1996 • 37-24, 12-18 SEC
Head Coach: Hal Baird (1985-2000)

Player	AVG	GP/S	AB	R	H	2B	3B	HR	RBI	TR	SLG	BB	HR	SO	GDP	OB%	SH/SE	SB-AT		
Dallon Ruch	.369	53/49	187	34	69	17	1	1	45	91	.487	28	3	21	4	.446	6/0	2-3		
Rob Macroy	.328	56/56	204	58	67	11	1	0	33	80	.392	40	6	22	4	.448	2/21	24-28		
Josh Ehteredge	.319	56/56	207	38	66	17	1	16	78	133	.643	29	10	51	5	.425	1/0	4-5		
Adam Sullivan	.315	54/54	222	62	70	13	7	4	39	109	.491	27	6	32	1	.404	0/7	16-18		
Mark Weeks	.294	52/52	197	30	58	11	2	2	17	79	.401	9	1	20	3	.327	1/6	2-3		
Chad Wandall	.262	51/48	187	25	49	10	1	3	20	70	.374	12	3	36	2	.315	1/4	1-1		
Kevin Chobot	.248	43/41	145	24	36	10	1	7	25	69	.476	25	6	30	3	.381	0/0	0-2		
-----	-----	-----	-----	-----	-----	-----	-----	-----	-----	-----	-----	-----	-----	-----	-----	-----	-----	-----		
Ste. Chambless	.500	4/0	2	0	1	0	0	0	0	1	.500	1	1	1	0	.750	0/0	0-0		
Tucker Dearth	.267	30/3	15	4	4	0	0	0	2	4	.267	4	0	3	0	.421	0/0	1-1		
Casey Dunn	.254	45/24	126	12	32	4	0	2	23	42	.333	5	4	16	2	.301	1/1	1-1		
David Ross	.254	39/21	71	11	18	3	1	0	8	23	.324	11	0	17	2	.349	1/2	0-0		
Kirby Clark	.246	42/32	126	22	31	9	2	2	22	50	.397	7	1	16	3	.289	1/1	2-2		
Tim Hudson	.242	13/9	33	6	8	2	0	3	7	19	.576	2	0	8	1	.286	0/0	2-2		
Jamie Kersh	.235	45/30	119	17	28	4	1	1	20	37	.311	7	4	32	6	.298	1/7	2-2		
Ron. Whiteburg	.208	46/27	96	28	20	3	1	0	6	25	.260	14	2	19	2	.319	1/2	9-9		
Jason Gregory	.154	14/2	13	3	2	1	0	0	1	3	.231	1	1	5	0	.267	0/0	1-1		
Patrick Wootton	.000	1/0	1	0	0	0	0	0	0	0	.000	0	0	1	0	.000	0/0	0-0		
TOTALS	.287	56/56	1951	374	559	115	19	41	346	835	.428	222	48	330	37	.371	16/51	67-78		
OPPONENTS	.253	56/56	1927	318	488	106	10	46	282	752	.390	235	38	489	31	.344	13/23	73-93		
-----	-----	-----	-----	-----	-----	-----	-----	-----	-----	-----	-----	-----	-----	-----	-----	-----	-----	-----		
Player	ERA	W-L	G/5	CG	SHO	SV	IP	H	R	ER	BB	SO	2B	3B	HR	BF	Avg	WP	HB	BK
Tim Hudson	3.25	5-3	25/4	0	0/1	3	74.2	65	31	27	31	90	8	2	4	282	.230	18	8	0
Elliott Brown	3.90	6-3	26/1	0	0/2	2	64.2	54	39	28	37	77	16	3	2	244	.221	9	3	0
Ryan HALLA	4.29	5-4	13/13	0	0/1	0	65.0	56	38	31	28	63	11	2	8	241	.232	4	3	0
Finley Woodward	4.76	5-4	26/12	0	0/1	2	81.0	80	54	43	51	62	14	2	10	317	.252	6	3	1
Bryan Hebson	5.47	7-6	19/17	0	0/1	0	100.1	120	73	61	34	91	29	1	9	406	.296	5	1	1
Ricky Collins	6.66	1-3	18/8	0	0/0	0	51.1	58	43	38	25	44	15	0	7	205	.283	13	5	2
-----	-----	-----	-----	-----	-----	-----	-----	-----	-----	-----	-----	-----	-----	-----	-----	-----	-----	-----	-----	-----
Matt Taylor	3.15	2-0	10/0	0	0/0	0	20.0	15	7	7	7	26	0	0	2	73	.205	1	3	0
Alex Merriott	4.09	1-0	6/1	0	0/0	0	11.0	9	5	5	4	9	2	0	1	42	.214	0	0	0
Mitch Schardt	6.08	0-1	11/0	0	0/0	0	13.1	11	9	9	12	16	2	0	2	52	.212	0	0	0
Brian Krot	6.57	0-0	7/0	0	0/1	1	12.1	12	13	9	6	10	6	0	0	49	.245	1	1	0
Trey Alexander	12.00	0-0	3/0	0	0/0	0	3.0	8	6	4	0	1	3	0	1	16	.500	0	0	0
TOTALS	4.74	32-24	56/56	0	3/3	8	497.0	488	318	262	235	489	106	10	46	1927	.253	57	38	6
OPPONENTS	5.52	24-32	56/56	10	7/2	8	484.0	559	374	297	222	330	115	19	41	1951	.287	36	48	3

4/6	* FLORIDA	10-7	W
4/7	* FLORIDA	5-6	L
4/9	SAMFORD	1-0	W
4/13	* at Arkansas	2-9	L
4/13	* at Arkansas	6-9	L
4/14	* at Arkansas	4-2	W
4/16	MERCER	20-14	W
4/17	MERCER	13-6	W
4/19	* MISSISSIPPI STATE	0-8	L
4/20	* MISSISSIPPI STATE	3-10	L
4/21	* MISSISSIPPI STATE	3-1	W
4/23	MARSHALL	11-4	W
4/24	GEORGIA STATE	11-4	W
4/26	* at Ole Miss	15-4	W
4/27	* at Ole Miss	0-6	L
4/28	* at Ole Miss	10-5	W
4/30	UAB	3-5	L
5/1	TROY STATE	2-9	L
5/3	* LSU	2-14	L
5/4	* LSU	0-6	L
5/5	* LSU	7-3	W
5/7	COLUMBUS COLLEGE	9-8	W
5/10	* at Alabama	0-1	L
5/11	* ALABAMA (Hvr)	1-7	L
5/12	* at Alabama	0-4	L

@ Coca-Cola Classic (Mobile, AL-3rd); & Big 10 Classic (Montgomery, AL)

• COLLEGE WORLD SERIES •
• NCAA EAST REGIONAL •

Date	Opponent	Score	W/L
2/7	MOREHEAD STATE	15-5	W
2/8	MOREHEAD STATE	17-2	W
2/9	MOREHEAD STATE	4-2	W
2/11	MERCER	18-3	W
2/15	@ Southern Miss	4-3	W
2/16	@ South Alabama	17-3W	W
2/20	TROY STATE	10-7	W
2/22	MIDDLE TENN. ST.7	4-1	W
2/22	MIDDLE TENN. ST.7	11-7	W
2/23	MIDDLE TENN. ST.	9-3	W
2/25	WINTHROP	13-7	W
2/26	WINTHROP	5-3	W
3/1	DUQUESNE	11-2	W
3/2	DUQUESNE	11-0	W
3/3	DUQUESNE	11-5	W
3/4	at Samford (Vestavia)	7-0	W
3/5	DAVIDSON	14-3	W
3/7	* at South Carolina	3-17	L
3/8	* at South Carolina	10-6	W
3/9	* at South Carolina	21-6	W
3/12	WILLIAM & MARY	10-8	W
3/14	* TENNESSEE [10]	4-5	L
3/15	* TENNESSEE	16-4	W
3/16	* TENNESSEE	5-3	W
3/21	* GEORGIA	14-1	W
3/22	* GEORGIA	9-2	W
3/23	* GEORGIA	13-6	W
3/25	at UAB	9-7	W
3/28	* at Kentucky5	5-0	W
3/29	* at Kentucky [12]	5-6	L
3/30	* at Kentucky	18-3	W
4/2	SAMFORD	9-3	W
4/4	* at Florida	3-5	L

1997 • 50-17, 17-12 SEC
Head Coach: Hal Baird (1985-2000)

Player	AVG	GP/S	AB	R	H	2B	3B	HR	RBI	TR	SLG	BB	HR	SO	GDP	OB%	SH/SE	SB-AT		
Adam Sullivan	.396	61/61	260	81	103	16	2	5	44	138	.531	32	11	32	8	.482	0/0	16-19		
Tim Hudson	.396	65/65	273	71	108	21	0	18	95	183	.670	20	0	40	8	.430	5/0	2-3		
Rob Macroy	.368	65/65	269	77	99	24	1	4	42	136	.506	27	9	19	2	.440	2/13	26-29		
Casey Dunn	.362	57/57	235	54	85	19	1	5	56	121	.515	20	5	18	7	.421	1/0	0-2		
Derek Reif	.343	60/59	213	51	73	20	2	2	48	109	.512	38	7	36	2	.449	5/7	6-8		
Josh Ehteredge	.342	64/64	234	79	80	16	2	20	82	160	.684	47	10	56	3	.468	2/0	6-8		
Chad Wandall	.318	65/62	233	51	74	11	1	10	55	117	.502	29	4	38	4	.399	2/3	4-5		
Jamie Kersh	.301	67/67	266	58	80	14	3	13	72	139	.523	26	5	54	9	.365	7/4	1-1		
Heath Kelly	.288	67/67	233	48	67	13	1	4	41	94	.403	19	10	54	4	.365	1/11	5-6		
-----	-----	-----	-----	-----	-----	-----	-----	-----	-----	-----	-----	-----	-----	-----	-----	-----	-----	-----	-----	-----
Nate Hare	.500	13/0	8	3	4	1	0	0	3	5	.625	1	0	1	1	.556	0/0	0-0		
Stephen Chambless	.500	7/0	6	2	3	1	0	0	2	4	.667	1	0	1	0	.625	0/0	0-0		
Jason Gregory	.400	10/0	5	3	2	0	0	0	2	4	.400	1	0	0	0	.500	0/0	0-0		
Tucker Dearth	.276	47/12	58	16	16	2	1	3	11	29	.500	4	5	16	0	.362	2/4	0-0		
Harrel Hill	.263	24/5	38	6	10	1	0	0	8	11	.289	3	0	6	3	.302	2/0	0-0		
David Ross	.250	41/20	96	13	24	6	0	2	18	36	.375	10	3	12	3	.336	1/7	1-1		
Patrick Wootton	.000	2/0	1	0	0	0	0	0	0	0	.000	0	0	0	0	.000	0/0	0-0		
TOTALS	.341	67/67	2428	613	828	165	18	85	577	1284	.529	278	70	382	54	.419	30/49	67-82		
OPPONENTS	.249	67/67	2280	354	568	125	10	63	319	902	.396	246	39	629	48	.329	25/14	56-81		
-----	-----	-----	-----	-----	-----	-----	-----	-----	-----	-----	-----	-----	-----	-----	-----	-----	-----	-----	-----	-----
Player	ERA	W-L	G/5	CG	SHO															



YEAR-BY-YEAR RESULTS & TEAM STATS

SEC TOURNAMENT CHAMPIONS - NCAA ATLANTIC II REGIONAL

Table of game results for 1998 season, including Date, Opponent, Score, and W/L status.

1998 - 46-18, 14-12 SEC Head Coach: Hal Baird (1985-2000)

Player statistics for 1998 season, including AVG, GP/S, AB, R, H, 2B, 3B, HR, RBI, TR, SLG, BB, HR, SO, GDP, ORB%, SH/SE, SB-AT.

Player statistics for 1998 season, including FRA, W-L, G/S, CG, SHO, SV, IP, H, R, ER, BB, SO, 2B, 3B, HR, BF, Avg, WP, HB, BK.

Summary statistics for 1998 season, including totals for AVG, GP/S, AB, R, H, 2B, 3B, HR, RBI, TR, SLG, BB, HR, SO, GDP, ORB%, SH/SE, SB-AT.

+ Olive Garden Classic (Kissimmee, FL); # SEC Tourn. (Columbus, GA); ! East Regional (Tallahassee, FL)

AUBURN REGIONAL CHAMPIONS - TALLAHASSEE SUPER REGIONAL

Table of game results for 1999 season, including Date, Opponent, Score, and W/L status.

1999 - 46-19, 18-12 SEC Head Coach: Hal Baird (1985-2000)

Player statistics for 1999 season, including AVG, GP/S, AB, R, H, 2B, 3B, HR, RBI, TR, SLG, BB, HR, SO, GDP, ORB%, SH/SE, SB-AT.

Player statistics for 1999 season, including FRA, W-L, G/S, CG, SHO, SV, IP, H, R, ER, BB, SO, 2B, 3B, HR, BF, Avg, WP, HB, BK.

Summary statistics for 1999 season, including totals for AVG, GP/S, AB, R, H, 2B, 3B, HR, RBI, TR, SLG, BB, HR, SO, GDP, ORB%, SH/SE, SB-AT.

+ Disney ACC Blast (Orlando, FL); @ Blue-Gray Classic (Montgomery); # SEC Tourn. (Hoover, AL); ! Regional (Auburn, AL-1st); S Super Regional (Tallahassee, FL-2nd)





YEAR-BY-YEAR RESULTS & TEAM STATS

• ATLANTA REGIONAL •				
Date	Opponent	Score	W/L	
2/5	WINTHROP	6-3	W	
2/6	WINTHROP	11-5	W	
2/8	at Samford	28-6	W	
2/9	at UAB	6-0	W	
2/11	FURMAN7	19-7	W	
2/12	FURMAN7	22-4	W	
2/13	FURMAN	10-4	W	
2/15	MERCER	11-3	W	
2/16	UAB	11-6	W	
2/18	+ at Tulane	8-11	L	
2/19	+ at New Orleans [10]	4-3	W	
2/20	+ Alabama	2-7	L	
2/22	OAKLAND	8-4	W	
2/23	SOUTH ALABAMA	9-4	W	
2/25	VCU	7-6	W	
2/26	VCU	11-6	W	
2/27	VCU	3-7	L	
2/29	TROY STATE	14-7	W	
3/4	UNC CHARLOTTE	12-3	W	
3/4	UNC CHARLOTTE7	7-1	W	
3/5	UNC CHARLOTTE	16-1	W	
3/7	DAVIDSON	10-5	W	
3/10	* SOUTH CAROLINA	6-12	L	
3/11	* SOUTH CAROLINA	9-10	L	
3/12	* SOUTH CAROLINA	7-8	L	
3/14	LIBERTY [10]	6-5	W	
3/17	* at Arkansas	11-6	W	
3/18	* at Arkansas	10-7	W	
3/19	* at Arkansas	21-11	W	
3/24	* GEORGIA	18-6	W	
3/25	* GEORGIA	9-4	W	
3/26	* GEORGIA	9-8	W	
3/28	Troy State (M) [10]	11-8	W	
3/31	* LSU	11-18	L	

2000 • 41-20, 17-13 SEC Head Coach: Hal Baird (1985-2000)																				
Player	AVG	GP/S	AB	R	H	2B	3B	HR	RBI	TB	SLG	BB	SO	GDP	OB%	SH/IF	SB-AT			
Gabe Gross	.430	61/61	237	83	102	26	1	13	86	169	.713	59	2	29	4	536	6/0	16-20		
Todd Faulkner	.423	61/61	248	71	105	27	0	22	103	198	.798	36	8	41	6	502	5/0	3-5		
Mallon Kent	.342	61/60	263	80	90	16	1	9	59	135	.513	35	5	35	2	428	1/3	27-32		
Dominic Rich	.340	59/59	265	72	90	16	7	7	56	141	.532	31	3	21	6	415	0/2	25-31		
Jonathan Schuerho	.303	59/54	188	53	57	6	0	2	34	69	.367	39	7	39	6	436	2/7	11-12		
Hayden Glemmo	.280	54/50	168	34	47	8	1	1	23	60	.357	30	3	22	3	390	4/4	2-3		
Bobby Huddleston	.276	47/46	163	20	45	14	1	2	35	67	.411	18	1	25	12	344	4/2	0-1		
Chris Beard	.273	48/37	143	31	39	10	0	1	25	52	.364	27	10	22	4	418	2/0	1-1		
Brett Burnham	.268	40/40	153	28	41	9	2	2	33	60	.392	17	13	21	8	380	4/4	10-11		
John Tyler	.230	50/43	161	37	37	4	1	1	16	46	.286	24	6	27	2	351	0/5	0-0		
Levale Speigner	1.000	1/0	1	0	1	0	0	0	1	1	1.000	0	0	0	0	1.000	0/0	0-0		
Donnie Streeter	.315	27/11	54	16	17	1	0	2	10	24	.444	10	0	9	1	415	1/3	0-0		
Greg Brazier	.267	22/14	45	12	12	1	0	0	12	13	.289	6	5	5	2	404	1/7	0-0		
Lynn Shoop	.250	22/4	20	7	5	1	0	0	1	6	.300	3	0	5	0	348	0/2	2-2		
Heath Higgins	.245	25/8	49	7	12	5	1	1	12	22	.449	3	1	11	3	302	0/1	0-0		
Andrew Slater	.222	4/3	9	3	2	0	0	0	1	2	.222	2	0	1	0	364	0/0	0-0		
Joe Colvin	.000	6/0	2	4	0	0	0	0	0	0	.000	0	1	1	0	333	0/0	0-0		
TOTALS	.324	61/61	2169	558	702	144	15	63	507	1065	.491	340	65	314	59	425	30/44	97-119		
OPPONENTS	.285	61/61	2146	381	611	104	9	51	345	886	.413	227	46	394	36	361	32/28	77-102		
Player	ERA	W-L	G/SS	CG	SHO	SV	IP	H	R	ER	BB	SO	2B	3B	HR	BF	Avg	WP	HB	BK
Colter Bean	3.29	9-5	31/2	2	0/1	5	87.2	76	40	32	32	72	14	2	7	330	.230	8	9	0
Chris Bootcheck	3.76	8-2	19/19	1	0/0	0	122.0	127	62	51	47	101	20	1	8	475	.267	8	7	0
Hayden Glemmo	4.59	4-1	11/11	0	0/1	0	49.0	53	29	25	12	30	8	1	3	195	.272	3	7	0
Levale Speigner	5.82	3-3	22/13	0	0/0	1	85.0	103	71	55	26	49	13	1	11	346	.298	2	5	0
Brandon Mayfield	6.23	7-2	33/0	0	0/1	1	52.0	67	42	36	13	35	7	2	8	212	.316	3	3	0
Brent Speigler	7.11	4-5	22/11	0	0/0	1	68.1	98	65	54	35	50	24	2	7	295	.332	13	9	0
Kevin Knorst	7.36	2-1	13/5	1	0/0	0	25.2	29	24	21	10	17	9	0	3	105	.276	5	1	0
Jacob Summers	9.00	2-1	14/0	0	0/0	0	14.0	19	18	14	12	11	4	0	2	60	.317	2	0	0
Kyle Hudlow	10.05	2-0	11/0	0	0/0	0	14.1	16	16	16	20	13	2	0	1	54	.296	6	3	0
Justin Brown	0.00	0-0	2/0	0	0/0	0	2.0	2	0	0	3	1	0	0	0	8	.250	0	0	0
Gabe Gross	0.00	0-0	1/0	0	0/0	0	1.0	2	0	0	0	0	0	0	0	4	.500	0	0	0
Shane McDade	5.06	0-0	8/0	0	0/0	0	10.2	12	6	6	8	7	2	0	1	42	.286	0	0	0
Jason Kreitner	13.50	0-0	1/0	0	0/0	0	0.2	0	1	1	3	0	0	0	0	2	.000	0	0	0
Sean Jones	17.18	0-0	5/0	0	0/0	0	3.2	7	7	7	6	3	1	0	0	18	.389	0	0	0
TOTALS	5.31	41-20	61/61	4	1/1	8	536.0	611	381	316	227	394	104	9	51	2146	.285	50	46	3
OPPONENTS	7.56	20-41	61/61	4	0/0	5	519.0	702	558	436	340	314	144	15	63	2169	.324	61	65	8

4/1	* LSU	7-1	W
4/2	* LSU	10-12	L
4/4	MERCER7	19-2	W
4/7	* at Ole Miss	3-8	W
4/8	* at Ole Miss	16-8	W
4/9	* at Ole Miss	2-7	L
4/11	SAMFORD	10-4	W
4/14	* at Tennessee [10]	4-3	W
4/15	* at Tennessee	6-4	W
4/16	* at Tennessee	7-6	W
4/21	* VANDERBILT	5-1	W
4/22	* VANDERBILT	8-9	L
4/23	* VANDERBILT	10-8	W
4/28	* at Florida	3-5	L
4/29	* at Florida [10]	11-8	W
4/30	* at Florida	6-7	L
5/5	* at Alabama	2-3	L
5/6	* at Alabama	6-3	W
5/7	* at Alabama	4-13	L
5/12	* MISSISSIPPI ST.	6-3	W
5/13	* MISSISSIPPI ST.	9-10	L
5/14	* MISSISSIPPI ST.	9-5	W
5/17	# Florida	2-7	L
5/18	* South Carolina	4-11	L
5/26	! Stetson	5-9	L
5/27	! Georgia Southern	11-5	W
5/27	! Stetson	10-13	L

+ Winn Dixie Showdown (New Orleans, LA): # SEC Tournament (Hoover, AL); ! NCAA Regional (Atlanta, GA--3rd)

• TALLAHASSEE REGIONAL •				
Date	Opponent	Score	W/L	
2/2	W. CAROLINA	14-1	W	
2/3	W. CAROLINA	4-2	W	
2/4	W. CAROLINA	5-4	W	
2/9	CAMPBELL	11-0	W	
2/10	CAMPBELL	7-3	W	
2/10	CAMPBELL	10-2	W	
2/13	TROY STATE	4-3	W	
2/16	+ Minnesota	14-6	W	
2/17	+ North Carolina	11-1	W	
2/18	+ at South Alabama [10]	4-3	W	
2/20	MERCER	13-3	W	
2/23	VCU	6-2	W	
2/24	VCU	5-4	W	
2/28	SOUTH ALABAMA	3-9	L	
3/2	CHARLESTON STHN	5-0	W	
3/6	GEORGIA TECH	4-0	W	
3/7	DAVIDSON	16-3	W	
3/9	* at Mississippi St. [10]	1-2	L	
3/10	* at Mississippi St.	0-4	L	
3/11	* at Mississippi St.	2-8	L	
3/16	* OLE MISS	8-10	L	
3/17	* OLE MISS [11]	2-3	L	
3/18	* OLE MISS	5-6	L	
3/23	* at Georgia	6-9	L	
3/24	* at Georgia	4-8	L	
3/25	* at Georgia	4-5	L	
3/27	Troy State (M)	5-0	W	
3/30	* TENNESSEE	11-3	W	
3/31	* TENNESSEE	9-2	W	
4/1	* TENNESSEE	7-2	W	
4/6	* at Vanderbilt	12-2	W	
4/7	* at Vanderbilt	18-11	W	
4/8	* at Vanderbilt	6-8	L	

2001 • 37-21, 15-15 SEC Head Coach: Steve Renfro (2001-2004)																			
Player	AVG	GP/S	AB	R	H	2B	3B	HR	RBI	TB	SLG	BB	SO	GDP	OB%	SH/IF	SB-AT		
Mallon Kent	.350	58/58	240	50	84	16	2	3	51	113	.471	25	4	26	7	415	3/1	15-22	
Gabe Gross	.327	58/58	208	51	68	19	1	15	67	134	.444	57	4	25	4	469	6/0	11-12	
Trent Pratt	.308	58/57	201	46	62	19	2	7	41	106	.527	35	3	43	4	415	2/1	2-3	
Jonav Moran	.306	57/57	255	54	78	14	3	1	36	101	.396	16	5	32	3	354	4/2	24-28	
Brett Burnham	.275	52/51	167	31	46	11	2	1	22	64	.383	28	14	35	2	417	2/7	1-1	
Scott Schade	.265	58/58	223	33	59	11	1	4	30	84	.377	20	9	50	6	346	2/2	0-0	
Justin Christian	.259	54/53	193	38	50	5	1	2	19	63	.326	28	5	27	7	366	1/15	18-20	
Jonathan Schuerholz	.242	58/58	190	45	46	6	0	0	33	52	.274	33	10	33	4	377	3/8	11-14	
Adam Faust	.455	8/0	11	1	5	0	0	0	5	5	.455	1	0	2	0	500	0/0	0-0	
Chris Beard	.375	6/1	8	2	3	1	0	0	0	4	.500	1	1	2	0	500	0/0	0-0	
Ernie Carvalho	.333	4/1	3	2	1	0	0	0	2	1	.333	2	0	2	0	500	1/0	0-0	
Lynn Shoop	.308	15/2	13	8	4	0	1	0	5	6	.462	1	1	3	1	375	1/0	0-0	
Todd Faulkner	.291	35/35	151	20	44	10	1	2	37	62	.411	14	1	21	4	355	0/1	0-0	
Hayden Glemmo	.255	20/16	51	9	13	1	0	0	5	14	.275	15	0	7	1	424	0/4	1-1	
Trent Wilson	.231	16/2	13	8	3	2	0	0	4	5	.385	1	0	2	0	286	0/0	0-0	
Bobby Huddleston	.206	20/9	34	4	7	2	0	0	5										



YEAR-BY-YEAR RESULTS & TEAM STATS

Table with columns: Date, Opponent, Score, W/L. Rows include TUSCALOOSA REGIONAL games from 2/8 to 4/12.

2002 • 34-26, 15-15 SEC Head Coach: Steve Kentroe (2001-2004). Player stats table with columns: Player, AVG, GP/S, AB, R, H, 2B, 3B, HR, RBI, TR, SLG, BB, HR, SO, GDP, ORB%, SH/SE, SB-AT.

Year-by-year results table with columns: Date, Opponent, Score, W/L. Rows include games from 4/13 to 6/1.

Table with columns: Date, Opponent, Score, W/L. Rows include AUBURN REGIONAL games from 2/7 to 4/5.

2003 • 42-21, 18-12 SEC Head Coach: Steve Kentroe (2001-2004). Player stats table with columns: Player, AVG, GP/S, AB, R, H, 2B, 3B, HR, RBI, TR, SLG, BB, HR, SO, GDP, ORB%, SH/SE, SB-AT.

Year-by-year results table with columns: Date, Opponent, Score, W/L. Rows include games from 4/6 to 6/1.





YEAR-BY-YEAR RESULTS & TEAM STATS

Date	Opponent	Score	W/L
2/13	WESTERN CAROLINA	5-4	W
2/14	WESTERN CAROLINA	4-1	W
2/15	WESTERN CAROLINA	6-0	W
2/20	BOSTON COLLEGE [10]	6-5	W
2/21	BOSTON COLLEGE	4-11	L
2/22	BOSTON COLLEGE	2-1	W
2/24	SAMFORD	11-5	W
2/27	HOFSTRA	19-4	W
2/28	HOFSTRA	6-4	W
2/29	HOFSTRA	9-3	W
3/2	GEORGIA TECH	6-2	W
3/5	VCU	9-3	W
3/6	VCU	7-0	W
3/7	VCU	4-3	W
3/9	TROY STATE	4-2	W
3/12	at Clemson	9-14	L
3/13	at Clemson	5-4	W
3/14	at Clemson	9-6	W
3/17	Troy State (M)	3-4	L
3/19	* KENTUCKY	0-8	L
3/20	* KENTUCKY	3-4	L
3/21	* KENTUCKY [10]	3-2	W
3/23	at UAB	13-6	W
3/26	* at Tennessee	4-3	W
3/27	* at Tennessee [10]	6-7	L
3/28	* at Tennessee	7-3	W
3/30	at Georgia Tech	5-20	L
4/2	* LSU [10]	7-6	W
4/3	* LSU	3-5	L
4/4	* LSU	2-3	L
4/6	UAB	5-2	W
4/9	* at Ole Miss	1-6	L
4/11	* at Ole Miss 7	2-1	W
4/11	* at Ole Miss 7	3-2	W
4/13	at South Alabama [10]	9-10	L

2004 • 32-24, 12-18 SEC
Head Coach: Steve Kentroe (2001-2004)

Player	AVG	GP/S	AB	R	H	2B	3B	HR	RBI	SLG	BB	SO	GDP	OB%	SH/SE	SB-AT
Clete Thomas	.329	56/56	216	53	71	16	6	4	45	111	54	35	5	.412	2	429
Tug Hulett	.306	56/56	206	43	63	12	1	0	23	77	374	44	5	.434	3/2	24-28
J.L. Williamson	.293	39/23	92	11	27	6	0	1	14	36	391	13	0	.377	1/1	1-1
Sean Gamble	.293	55/55	222	36	65	20	3	0	34	91	410	17	7	.284	3/0	3-5
Mike Hnytko	.284	37/17	74	10	21	4	0	0	13	25	338	8	1	.357	1/3	0-0
Ben Sprague	.277	50/37	137	27	38	5	0	1	19	46	336	13	0	.336	2/15	4-5
Josh Bell	.274	56/56	226	33	62	7	0	10	46	99	438	12	5	.65	6	.321
Chuck Jeroloman	.270	53/53	211	34	57	13	2	8	37	98	464	21	1	.47	2	.336
Ben Maitland	.270	44/43	141	18	38	4	3	0	15	48	340	20	1	.20	3	.362
Josh Sullivan	.264	41/36	125	18	33	8	0	4	24	53	424	10	4	.34	1	.338
Derek Sain	.264	53/48	182	21	48	6	1	2	13	62	341	9	2	.35	3	.304
Kyle Mayo	.207	25/14	58	8	12	4	0	1	7	19	328	10	1	.23	2	.324
Bruce Edwards	.139	24/8	36	5	5	0	0	0	1	5	139	5	1	.18	0	.262
Mike Felix	.000	3/2	7	0	0	0	0	0	0	0	.000	0	0	.000	0/0	0-0
Cory Zimmerman	.000	3/0	1	0	0	0	0	0	0	0	.000	1	0	.000	0/0	0-0
Nick Mullins	.000	1/0	1	0	0	0	0	0	0	0	.000	0	0	.000	0/0	0-0
TOTALS	.279	56/56	1935	318	540	105	16	31	291	770	398	218	33	.416	34	.358
OPPONENTS	.264	56/56	1933	320	510	106	8	44	290	764	.395	203	46	.411	38	.345

Player	FRA	W-L	G/GS	CG	SHO	SV	IP	H	R	ER	BB	SO	2B	3B	HR	BF	Avg	WP	HR BK	
Chris Dennis	2.61	4-0	22/1	0	0/1	2	38.0	36	18	11	6	43	9	2	0	146	.247	1	4	0
Steven Register	4.02	7-0	22/3	0	0/0	8	56.0	55	26	25	16	52	11	1	8	219	.251	4	5	1
Cory Dueitt	4.52	4-4	25/5	0	0/1	1	63.2	66	39	32	15	55	14	1	5	246	.268	2	6	0
Mike Felix	4.52	4-5	18/15	0	0/2	0	61.2	51	38	31	41	50	7	0	5	228	.224	18	5	0
Michael Nix	4.56	1-3	20/0	0	0/0	0	25.2	22	16	13	19	30	5	0	0	89	.247	2	0	0
Arnold Hughley	4.58	6-4	16/16	1	0/0	0	96.1	106	58	49	23	79	21	3	9	377	.281	5	10	2
Josh Bell	4.75	3-3	14/9	0	0/1	0	53.0	47	35	28	37	36	12	0	8	202	.233	4	2	0
John Madden	5.53	1-2	29/0	0	0/2	0	42.1	44	30	26	26	40	6	0	0	166	.265	3	5	0
Grant Cardwell	5.91	0-0	7/0	0	0/0	0	10.2	10	8	7	2	9	3	0	1	45	.222	2	0	1
Jared Shore	6.94	0-1	13/1	0	0/1	0	23.1	35	22	18	3	10	10	0	4	101	.347	2	2	1
Colby Paxton	8.57	2-2	11/6	0	0/2	0	21.0	30	20	20	10	4	6	1	2	88	.341	1	5	1
Lee Carter	0.00	0-0	1/0	0	0/0	0	1.0	0	0	0	0	0	0	0	0	3	.000	0	0	0
Jim Miksis	2.70	0-0	3/0	0	0/0	0	3.1	5	5	1	3	1	2	0	1	15	.333	1	0	0
Josh Sullivan	18.00	0-0	1/0	0	0/0	0	1.0	2	2	2	1	1	0	0	0	3	.333	1	1	0
Ted Bryant	27.00	0-0	1/0	0	0/0	0	1.0	2	3	3	1	1	0	0	1	5	.400	2	1	0
TOTALS	4.81	32-24	56/56	1	3/3	11	498.0	510	320	266	203	411	106	8	44	1933	.264	48	46	6
OPPONENTS	5.13	24-32	56/56	1	3/3	11	489.2	540	318	279	218	416	105	16	31	1935	.279	39	33	11

4/16	* at Alabama	8-2	W
4/17	* at Alabama	7-1	W
4/18	* at Alabama	0-19	L
4/20	* SOUTH ALABAMA 8	10-0	W
4/23	* MISSISSIPPI STATE	4-6	L
4/24	* MISSISSIPPI STATE [13]	8-9	L
4/25	* MISSISSIPPI STATE	6-5	W
4/27	* at Samford	6-2	W
4/30	* at Florida	4-7	L
5/1	* at Florida	8-11	L
5/2	* at Florida	8-22	L
5/7	* SOUTH CAROLINA	12-9	W
5/8	* SOUTH CAROLINA	1-3	L
5/9	* SOUTH CAROLINA	11-12	L
5/14	* GEORGIA	2-11	L
5/15	* GEORGIA	0-4	L
5/16	* GEORGIA	4-3	W
5/18	MERCER	1-2	L
5/21	* at Arkansas	7-9	L
5/22	* at Arkansas	7-4	W
5/23	* at Arkansas	3-15	L

TALLAHASSEE REGIONAL

Date	Opponent	Score	W/L
2/4	HOFSTRA	18-5	W
2/5	HOFSTRA	11-3	W
2/6	HOFSTRA	6-5	W
2/11	at Florida State	3-7	L
2/12	at Florida State	5-6	L
2/13	at Florida State	9-2	W
2/15	MERCER	6-5	W
2/18	VCU	4-3	W
2/19	VCU	11-0	W
2/20	VCU	6-4	W
2/22	TROY	12-2	W
2/25	ELON [12]	8-7	W
2/26	ELON	4-6	L
3/1	SOUTH ALABAMA	0-3	L
3/4	CLEMSON	6-5	W
3/5	CLEMSON	8-4	W
3/6	CLEMSON	3-14	L
3/11	VMI	5-4	W
3/12	VMI	12-0	W
3/13	VMI	4-3	W
3/18	* TENNESSEE	1-2	L
3/19	* TENNESSEE	7-1	W
3/20	* TENNESSEE	2-7	L
3/23	at Georgia Tech [11]	7-6	W
3/25	at LSU	6-4	W
3/26	at LSU	3-6	L
3/27	* at LSU	7-5	W
3/29	SAMFORD	6-9	L
4/1	* ARKANSAS	5-4	W
4/2	* ARKANSAS	8-7	W
4/3	* ARKANSAS	6-8	L
4/5	GEORGIA TECH	2-3	L
4/8	* at Mississippi State	1-4	L

2005 • 34-26, 13-17 SEC
Head Coach: Tom Slater (2005-2008)

Player	AVG	GP/S	AB	R	H	2B	3B	HR	RBI	SLG	BB	SO	GDP	OB%	SH/SE	SB-AT
Karl Amonite	.365	58/58	208	46	76	25	1	11	59	136	654	41	5	.35	2	.469
Josh Bell	.338	59/59	240	40	81	17	0	11	59	131	546	22	5	.42	8	.401
Tyler Johnstone	.328	60/60	259	53	85	12	3	0	29	103	398	22	4	18	5	.388
Clete Thomas	.328	60/60	238	66	78	18	6	9	41	135	567	33	9	61	2	.423
Bruce Edwards	.313	57/55	201	35	63	7	1	13	75	373	28	2	56	1	403	.242
Jeff Boutwell	.300	39/34	120	20	36	8	1	4	20	58	483	18	7	39	2	.421
Josh Donaldson	.294	47/39	153	20	45	7	0	7	26	73	477	11	3	34	2	.347
Russell Dixon	.289	53/42	142	14	41	8	2	1	29	56	394	22	2	43	0	.380
Ben Sprague	.246	47/28	118	16	29	3	2	1	16	39	331	5	1	25	1	.278
Adam Stacey	.194	58/55	201	21	39	5	0	0	14	44	219	13	2	23	7	.249
Philip Stringer	.226	36/26	84	11	19	4	1	0	12	25	298	15	5	18	2	.375
Joey Huskins	.172	25/14	58	4	10	2	0	0	6	12	207	7	4	14	1	.304
Derek Sain	.125	40/7	32	9	4	2	0	1	2	9	281	5	0	3	1	.237
Mike Hnytko	.100	8/2	10	0	1	0	0	0	1	100	1	0	1	0	0	.182
Jay Osborne	.000	2/1	4	0	0	0	0	0	0	.000	0	0	3	0	0	.000
Travis Coleman	.000	3/0	1	1	0	0	0	0	0	.000	0	0	0	0	0	.000
TOTALS	.293	60/60	2069	356	607	118	17	46	326	897	434	243	49	416	34	.377
OPPONENTS	.266	60/60	2054	291	547	103	8	39	265	783	.381	169	41	389	38	.332

Player	FRA	W-L	G/GS	CG	SHO	SV	IP	H	R	ER	BB	SO	2B	3B	HR	BF	Avg	WP	HR BK	
John Madden	1.77	6-2	44/0	0	0/0	7	86.1	80	27	17	19	58	5	1	2	324	.247	4	3	0
Michael Nix	3.20	5-3	32/0	0	0/0	13	59.0	52	24	21	14	58	12	1	1	213	.244	4	6	0



YEAR-BY-YEAR RESULTS & TEAM STATS

Table with columns: Date, Opponent, Score, W/L. Rows include games from 2/3 to 4/9.

2006 • 22-34, 9-21 SEC Head Coach: Tom Slater (2005-2008). Player statistics table with columns: Player, AVG, GP/S, AB, R, H, 2B, 3B, HR, RBI, TB, SLG, BB, HB, SO, GDP, ORB%, SH/SE, SB-AT.

Summary statistics for 2006 season, including totals for batting, fielding, and pitching.

Table with columns: Date, Opponent, Score, W/L. Rows include games from 2/9 to 4/8.

2007 • 31-25, 10-20 SEC Head Coach: Tom Slater (2005-2008). Player statistics table with columns: Player, AVG, GP/S, AB, R, H, 2B, 3B, HR, RBI, TB, SLG, BB, HB, SO, GDP, ORB%, SH/SE, SB-AT.

Summary statistics for 2007 season, including totals for batting, fielding, and pitching.

@ Coca-Cola Classic (Mobile, Ala.)



YEAR-BY-YEAR RESULTS & TEAM STATS

Date	Opponent	Score	W/L
2/22	EAST TENN. STATE	6-3	W
2/23	EAST TENN. STATE	12-1	W
2/24	EAST TENN. STATE	12-4	W
2/25	EAST TENN. STATE	12-2	W
2/28	#11 FLORIDA STATE	5-7	L
2/29	#11 FLORIDA STATE	5-6	L
3/1	at #11 Florida State	3-4	L
3/2	at #11 Florida State	1-10	L
3/4	DAVIDSON	10-2	W
3/5	DAVIDSON	8-7	W
3/6	YMI	9-3	W
3/7	YMI	6-4	W
3/8	YMI	10-1	W
3/9	YMI	6-5	W
3/11	APPALACHIAN STATE	17-0	W
3/12	APPALACHIAN STATE	2-4	L
3/14	at Florida	1-7	L
3/15	at Florida	8-12	L
3/16	at Florida	2-6	L
3/18	at Troy	6-4	W
3/21	#2 KENTUCKY	2-0	W
3/22	#2 KENTUCKY	7-5	W
3/23	#2 KENTUCKY	8-9	L
3/25	MERCER	10-4	W
3/26	vs. Samford (Hvr)	14-6	W
3/28	TENNESSEE	12-6	W
3/29	TENNESSEE [11]	4-8	L
3/30	TENNESSEE	4-3	W
4/1	at South Alabama	3-4	L
4/4	at Arkansas	5-2	W
4/5	at Arkansas	4-5	L
4/6	at Arkansas [10]	12-10	W
4/8	GEORGIA STATE	9-6	W
4/9	MISS. VALLEY STATE	10-2	W
4/11	#10 SOUTH CAROLINA	6-7	L

2008 • 28-28, 11-19 SEC
Head Coach: Tom Slater (2005-2008)

Player	AVG	GP/S	AB	R	H	2B	HR	RBI	TR	SLG	BB	HR	SO	GDP	ORB%	SH/SE	SB-AT	
Hunter Morris	.351	54/54	211	42	74	15	2	11	49	126	.597	29	3	26	0	.433	2/0	4-6
Joseph Sanders	.348	50/48	201	40	70	19	0	6	52	107	.532	8	1	25	3	.368	4/2	12-16
Brian Fletcher	.324	54/50	185	42	60	17	3	10	42	113	.611	21	8	53	2	.408	4/0	6-9
Mike Bianucci	.320	56/56	197	54	63	19	2	13	45	125	.635	37	10	49	2	.438	7/1	12-17
David Cunningham	.319	37/28	116	17	37	7	1	0	14	46	.397	6	5	34	1	.372	2/0	1-2
Trent Mummy	.305	53/47	197	49	60	11	2	4	23	87	.442	24	8	34	1	.398	2/4	18-23
Matt Hall	.279	55/55	197	39	55	10	2	4	27	81	.411	19	2	41	5	.342	4/8	7-10
Justin Hargett	.278	50/48	176	24	49	2	0	5	18	54	.307	23	1	25	4	.365	0/9	4-7
Kevin Patterson	.255	51/44	157	23	40	9	2	0	26	68	.433	29	1	38	4	.372	1/0	3-5
Ryan Jenkins	.233	44/38	129	18	30	7	1	1	18	42	.326	10	0	23	1	.288	0/6	1-3
Justin Jones	.333	10/0	6	3	2	2	0	0	4	6.67	2	0	3	0	.500	0/0	0-1	
Ben Jones	.282	47/79	71	10	20	5	0	1	10	28	.394	4	4	16	2	.354	0/0	2-3
Tony Caldwell	.270	29/17	63	14	17	9	0	0	10	26	.413	11	4	13	5	.400	2/0	0-0
Luke Greinke	.257	13/11	35	11	9	3	0	2	8	18	.514	4	2	3	1	.349	2/0	3-3
Wes Gilmer	.000	3/0	4	0	0	0	0	0	0	.000	0	1	2	0	.200	0/0	0-0	
Wes Gilmer	.000	3/0	2	1	0	0	0	0	0	.000	0	1	0	0	.000	0/0	1-1	
Jamie Drinkard	.000	7/0	2	0	0	0	0	0	0	.000	1	1	0	0	.500	0/0	0-0	
Bradley Ray	.000	7/0	2	0	0	0	0	0	0	.000	1	1	0	0	.500	0/0	0-0	
TOTALS	.301	56/56	1949	387	586	135	15	58	346	925	.475	228	51	386	31	.383	30/30	74-106
OPONENTS	.282	56/56	1948	316	550	109	13	49	287	832	.427	167	45	394	36	.350	15/34	48-67

Date	Opponent	Score	W/L
4/12	#10 SOUTH CAROLINA	6-8	L
4/13	#10 SOUTH CAROLINA	6-7	L
4/16	SOUTH ALABAMA	1-7	L
4/18	at #11 Vanderbilt	6-3	W
4/19	at #11 Vanderbilt	2-8	L
4/20	at #11 Vanderbilt	5-9	L
4/22	SAMFORD	11-12	L
4/25	at Alabama	5-4	W
4/26	at Alabama	4-5	L
4/27	at Alabama	7-17	L
4/29	TROY	3-6	L
5/2	MISSISSIPPI STATE	11-4	W
5/3	MISSISSIPPI STATE	3-4	L
5/4	MISSISSIPPI STATE	12-2	W
5/9	at Ole Miss	6-7	L
5/10	at Ole Miss	11-1	W
5/11	at Ole Miss	2-5	L
5/13	at Mercer	18-6	W
5/15	LSU	4-6	L
5/16	LSU	5-15	L
5/17	LSU	7-11	L

Date	Opponent	Score	W/L
2/20	ELON	5-3	W
2/21	ELON	6-11	L
2/22	ELON	8-9	L
2/24	LIPSCOMB	17-4	W
2/26	at #5 Florida State	7-8	L
2/27	at #5 Florida State	5-14	L
2/28	#5 FLORIDA STATE	10-9	W
3/3	DAVIDSON	7-2	W
3/4	DAVIDSON	14-2	W
3/6	BROWN	11-2	W
3/7	BROWN	9-4	W
3/7	BROWN	6-4	W
3/8	BROWN [11]	10-9	W
3/10	vs. Alabama (M)	8-7	W
3/11	WESTERN KENTUCKY	11-7	W
3/13	at Tennessee	4-2	W
3/15	at Tennessee7	8-5	W
3/15	at Tennessee7	1-7	L
3/17	CHAS. SOUTHERN [13]	7-6	W
3/18	CHAS. SOUTHERN	18-4	W
3/20	#15 ARKANSAS	2-3	L
3/21	#15 ARKANSAS	6-10	L
3/22	#15 ARKANSAS	6-12	L
3/24	at Samford	18-7	W
3/27	VANDERBILT	3-12	L
3/28	VANDERBILT	5-3	W
3/29	VANDERBILT	11-10	W
4/3	at Mississippi State	9-8	W
4/4	at Mississippi State	3-8	L
4/5	at Mississippi State	12-10	W
4/7	GEORGIA STATE	4-2	W
4/8	BETHUNE-COOKMAN	6-3	W
4/10	#22 FLORIDA [11]	8-7	W
4/11	#22 FLORIDA	2-4	L
4/12	#22 FLORIDA	1-5	L

2009 • 31-25, 11-19 SEC
Head Coach: John Pawlowski (2009-13)

Player	AVG	GP/S	AB	R	H	2B	HR	RBI	TR	SLG	BB	HR	SO	GDP	ORB%	SH/SE	SB-AT	
Justin Hargett	.330	53/53	188	46	62	9	2	4	31	87	.463	29	4	36	4	.426	2/7	9-12
Joseph Sanders	.320	44/44	175	38	56	14	1	19	55	129	.737	10	7	32	2	.374	3/3	4-4
Brian Fletcher	.301	56/55	196	42	59	9	2	17	54	123	.628	32	9	76	1	.413	5/1	4-6
Trent Mummy	.289	56/56	218	66	63	12	3	15	42	126	.578	28	17	44	2	.409	1/1	17-20
Casey McElroy	.286	56/56	206	34	59	13	2	7	35	97	.471	24	6	42	6	.376	1/5	1-2
Hunter Morris	.282	50/50	195	39	55	7	0	12	33	98	.508	29	2	50	2	.379	1/0	2-2
Tony Caldwell	.281	53/51	185	35	52	10	1	9	24	91	.492	14	5	44	0	.346	1/5	1-1
Ben Jones	.274	56/53	208	35	52	13	1	10	50	102	.490	26	5	47	2	.362	4/4	1-3
Kevin Patterson	.231	46/35	134	17	31	5	1	6	18	56	.418	17	1	58	4	.322	0/0	1-1
Dan Gamache	.383	24/15	47	11	18	3	0	3	11	30	.638	14	0	8	2	.508	2/2	0-0
Jamie Drinkard	.273	5/3	11	3	3	1	0	0	1	4	.364	1	0	3	0	.333	0/0	0-0
Wes Gilmer	.250	37/20	84	15	21	5	0	1	12	29	.345	9	7	28	2	.370	0/1	0-2
Caleb Bowen	.250	11/5	20	2	5	1	0	0	2	6	.300	2	0	3	3	.318	0/1	0-0
Bradley Ray	.182	24/4	22	5	4	0	0	0	3	4	.182	2	0	9	0	.250	0/1	1-2
Chezz McCann	.059	19/4	17	3	1	0	0	0	0	1	.059	2	0	4	0	.158	0/1	0-0
TOTALS	.286	56/56	1906	391	546	102	13	103	371	983	.516	239	63	484	30	.381	20/32	40-55
OPONENTS	.321	56/56	2018	387	648	130	12	59	358	979	.485	228	49	411	39	.398	31/32	42-70

Date	Opponent	Score	W/L
4/14	at South Alabama	2-5	L
4/15	SOUTH ALABAMA	12-7	W
4/17	at South Carolina	3-8	L
4/18	at South Carolina	6-4	W
4/19	at South Carolina	4-10	L
4/21	SAMFORD	2-8	L
4/24	at #6 LSU	3-7	L
4/25	at #6 LSU	6-7	L
4/26	at #6 LSU	6-7	L
4/28	TROY	26-6	W
4/29	at Troy	13-8	W
5/1	#7 OLE MISS	2-9	L
5/2	#7 OLE MISS	2-8	L
5/3	#7 OLE MISS	4-11	L
5/9	at Kentucky [10]	5-6	L
5/9	at Kentucky	3-6	L
5/10	at Kentucky	7-5	W
5/12	GEORGIA SOUTHERN	8-6	W
5/14	#10 ALABAMA [10]	3-2	W
5/15	#10 ALABAMA	3-1	W
5/16	#10 ALABAMA7	3-13	L



YEAR-BY-YEAR RESULTS & TEAM STATS

SEC WEST CHAMPIONS
AUBURN REGIONAL

Table with columns: Date, Opponent, Score, W/L. Lists game results from 2/19 to 4/14.

2010 • 43-21, 20-10 SEC
Head Coach: John Pawlowski (2009-13)
Player AVG GP/S AB R H 2B 3B HR RBI TR SIG BB SO GDP ORB% SH/SE SB-AT

4/16 * at #18 Vanderbilt 6-11 L
4/17 * at #18 Vanderbilt 12-2 W
4/18 * at #18 Vanderbilt 2-3 L

% - Auburn Classic (Auburn, AL)
- SEC Tournament (Hoover, AL)
! - NCAA Regional (Auburn, AL)

2011 • 29-29, 14-16 SEC
Head Coach: John Pawlowski (2009-13)
Player AVG GP/S AB R H 2B 3B HR RBI TR SIG BB SO GDP ORB% SH/SE SB-AT

4/23 * OLE MISS 9-7 W
4/26 SAMFORD 0-8 L
4/27 TEXAS SOUTHERN 11-1 W

4/23 * OLE MISS 9-7 W
4/26 SAMFORD 0-8 L
4/27 TEXAS SOUTHERN 11-1 W

% - Auburn Tournament (Auburn, AL)
% - CoCo Classic (Charleston, S.C.)
- SEC Tournament (Hoover, AL)





YEAR-BY-YEAR RESULTS & TEAM STATS

Date	Opponent	Score	W/L
2/17	MISSOURI	5-2	W
2/19	MISSOURI	4-6	L
2/19	MISSOURI*	3-4	W
2/21	ALCORN STATE	22-0	W
2/22	ALCORN STATE	7-1	W
2/24	at #8 Arizona	1-8	L
2/25	at #8 Arizona	4-15	L
2/25	at #8 Arizona	8-3	W
2/28	ALABAMA STATE	7-1	W
2/29	ALABAMA STATE	12-4	W
3/2	^ PURDUE	8-9	W
3/3	^ CHARLESTON SOUTH SOUTHERN MISS	13-1	W
3/4	^ SOUTHERN MISS	4-5	L
3/6	vs. Alabama (M)	8-3	W
3/9	BELMONT	6-5	W
3/10	BELMONT	3-2	W
3/11	BELMONT	1-3	L
3/16	* at #12 Ole Miss	1-2	L
3/17	* at #12 Ole Miss	10-4	W
3/18	* at #12 Ole Miss	3-2	W
3/20	SOUTH ALABAMA	7-0	W
3/23	* #8 LSU	4-3	W
3/24	* #8 LSU*	3-2	W
3/25	* #8 LSU	3-4	L
3/27	at Samford	5-8	L
3/30	* MISSISSIPPI STATE	3-5	L
3/31	* MISSISSIPPI STATE	10-6	W
4/1	* MISSISSIPPI STATE	8-2	W
4/6	* at Alabama	6-10	L
4/7	* at Alabama	3-4	L
4/8	* at Alabama	2-6	L
4/10	SAMFORD	7-5	W
4/13	* at Vanderbilt	4-5	L

2012 • 31-28, 13-17 SEC
Head Coach: John Pawlowski (2009-13)

Player	AVG	GP/S	AB	R	H	2B	3B	HR	RBI	TB	SIG	BB	SO	GDP	OR%	SH/SE	SB-AT	
Ryan Tella	.360	59/59	236	41	85	12	4	5	34	120	.508	35	4	48	2	.448	2/5	17-21
Cullen Wacker	.350	46/43	157	31	55	11	5	1	27	79	.503	23	4	17	8	.441	2/3	4-7
Garrett Cooper	.324	49/49	173	35	56	9	0	5	31	80	.462	17	13	30	3	.420	2/3	1-1
Dan Glevenyak	.319	57/56	191	34	61	13	1	1	28	79	.414	25	7	39	4	.408	5/11	13-17
Creede Simpson	.315	59/59	235	42	74	18	0	3	40	101	.430	21	3	40	5	.371	5/3	25-34
Jay Gonzalez	.308	59/59	221	48	68	13	5	0	29	91	.412	35	1	48	2	.402	1/8	30-34
Blake Austin	.296	44/38	125	11	37	8	1	3	21	56	.448	9	6	17	5	.369	1/6	3-3
Justin Bryant	.287	38/37	136	17	39	2	1	4	21	55	.404	13	4	22	3	.364	1/7	1-2
Zach Alvard	.258	54/45	178	24	46	10	0	6	35	74	.416	13	0	42	0	.307	1/4	1-4
Bobby Andrews	.252	46/32	119	23	30	4	1	0	10	36	.303	12	7	33	1	.350	2/6	13-20
Tanner Cimo	.300	13/0	10	4	3	0	0	1	3	.300	3	1	2	2	.500	0/0	0-0	
Caleb Bowen	.265	37/21	68	15	18	7	1	0	6	27	.397	10	0	10	2	.354	1/0	3-4
Patrick Savage	.260	30/14	73	9	19	4	0	5	15	38	.521	4	1	10	0	.304	1/0	1-1
Kody Ortman	.256	26/6	39	7	10	1	0	2	8	17	.436	7	0	8	2	.370	0/0	0-0
Mitchell Self	.207	24/7	29	7	6	0	0	0	4	6	.207	2	0	5	0	.242	2/1	0-1
Jarred Smith	.200	8/6	15	3	3	1	0	0	1	4	.267	3	1	1	0	.368	0/3	1-2
TOTALS	.304	59/59	2005	351	610	113	19	35	311	866	.432	232	52	372	39	.386	27/60	113-151
OPPONENTS	.261	59/59	1965	276	513	81	18	29	248	717	.365	184	34	322	41	.330	32/48	42-79

Player	FRA	W-L	G/GS	CG	SHO	SV	IP	H	R	ER	BB	SO	2B	3B	HR	BF	Avg	WP	HR	BK
Daniel Koger	3.19	4-5	15/15	0	0/0	0	79.0	74	41	28	33	7	4	7	299	.247	5	3	2	
Jon Luke Jacobs	4.12	5-4	13/12	0	0/2	0	67.2	50	32	31	24	62	6	2	4	232	.216	5	5	0
Shade Smith	4.78	4-5	28/2	0	0/0	4	64.0	77	41	34	18	32	14	2	5	260	.296	8	5	0
Derek Varnadore	4.93	4-7	19/11	0	0/1	1	87.2	92	54	48	30	63	14	3	3	338	.272	4	8	3
Will Kendall	1.88	4-0	9/6	0	0/1	0	38.1	31	12	8	8	19	8	0	1	137	.226	1	0	1
Ethan Wallen	2.45	0-0	3/0	0	0/0	0	3.2	6	4	1	4	0	0	1	0	15	.400	1	0	0
Justin Bryant	2.70	1-1	20/0	0	0/1	7	26.2	20	9	8	15	21	3	2	1	95	.211	3	2	0
Chase Williamson	2.70	0-0	4/0	0	0/0	0	6.2	10	6	2	1	3	4	0	0	30	.333	1	1	0
Dillon Ortman	3.20	1-1	18/1	0	0/1	1	25.1	21	13	9	13	15	5	1	2	91	.231	3	3	0
Trey Cochran-Gill	3.67	5-2	9/6	0	0/1	0	34.1	35	15	14	10	22	5	0	2	130	.269	4	1	0
Cory Luckie	3.86	2-2	17/3	0	0/1	1	25.2	31	12	11	9	14	4	0	2	100	.310	2	1	0
Jay Wade	4.22	1-0	15/0	0	0/1	0	32.0	30	18	15	13	15	5	2	0	117	.256	5	5	0
Rocky McCord	4.58	0-0	10/3	0	0/0	0	17.2	22	9	9	6	13	5	0	0	71	.310	3	0	0
Zach Blatt	6.39	0-1	9/0	0	0/0	0	12.2	14	10	9	5	10	1	1	7	50	.280	5	0	0
TOTALS	3.92	31-28	59/59	0	3/3	14	521.1	513	276	227	184	322	81	18	29	1965	.261	50	34	7
OPPONENTS	5.13	28-31	59/59	2	1/0	14	511.0	610	351	291	232	372	113	19	35	2005	.304	51	52	6

4/14	* at Vanderbilt	5-2	W
4/15	* at Vanderbilt	2-11	L
4/17	TROY	7-4	W
4/18	ALABAMA A&M	7-1	W
4/20	* #6 SOUTH CAROLINA	5-12	L
4/21	* #6 SOUTH CAROLINA	3-5	L
4/22	* #6 SOUTH CAROLINA	7-11	L
4/24	at Troy	7-0	W
4/27	* TENNESSEE	12-5	W
4/28	* TENNESSEE	12-3	W
4/29	* TENNESSEE	11-4	W
5/4	* at Georgia	2-5	L
5/5	* at Georgia ¹¹	5-6	L
5/6	* at Georgia	3-9	L
5/8	PRESBYTERIAN	18-2	W
5/10	* at #13 Arkansas ¹⁰	3-2	W
5/11	* at #13 Arkansas	4-5	L
5/12	* at #13 Arkansas	12-5	W
5/14	FLORIDA A&M	11-3	W
5/15	JACKSONVILLE STATE	7-8	L
5/17	* #2 FLORIDA	0-6	L
5/18	* #2 FLORIDA	1-10	L
5/19	* #2 FLORIDA	5-4	W
5/22	# vs. #2 Florida	1-6	L
5/23	# vs. Georgia	3-2	W
5/24	# vs. #3 South Carolina	3-5	L

¹¹ - Auburn Tournament (Auburn, AL)
- SEC Tournament (Hoover, AL)

Date	Opponent	Score	W/L
2/15	MAINE	3-2	W
2/16	MAINE-1	12-3	W
2/16	MAINE-2	4-3	W
2/17	MAINE	8-4	W
2/23	^ MIDDLE TENNESSEE	1-2	L
2/23	^ COLLEGE OF CHARLESTON	5-1	W
2/24	^ INDIANA STATE	6-5	W
2/26	KENNESAW STATE	2-9	L
3/1	EASTERN ILLINOIS	10-11	L
3/2	EASTERN ILLINOIS	14-7	W
3/3	EASTERN ILLINOIS	8-2	W
3/5	vs. Alabama (Montgomery)	6-3	W
3/8	BROWN	9-4	W
3/9	BROWN	6-0	W
3/10	BROWN	6-3	W
3/12	at Kennesaw State	8-3	W
3/15	* #2 VANDERBILT	2-5	L
3/16	* #2 VANDERBILT	1-8	L
3/17	* #2 VANDERBILT	6-8	L
3/19	ALABAMA STATE	10-2	W
3/20	vs. Southern Miss (Mobile)	4-3 (11)	W
3/22	* at #3 LSU	4-9	L
3/23	* at #3 LSU	1-5	L
3/24	* at #3 LSU	2-8	L
3/26	at Troy	2-11	L
3/28	* ALABAMA	2-6	L
3/29	* ALABAMA	6-3	W
3/30	* ALABAMA	0-2	L
4/3	WOFFORD	7-4	W
4/5	* at #18 Texas A&M	6-4 (10)	W
4/6	* at #18 Texas A&M	10-5	W
4/7	* at #18 Texas A&M	1-4	L
4/10	ALABAMA STATE	2-1	W

2013 • 33-23, 13-17 SEC
Head Coach: John Pawlowski (2009-13)

Player	AVG	GP/S	AB	R	H	2B	3B	HR	RBI	TB	SIG	BB	SO	GDP	OR%	SH/SE	SB-AT	
Garrett Cooper	.354	56-56	189	31	67	12	1	7	37	102	.540	37	10	30	11	.481	1/1	1-1
Cullen Wacker	.320	55-54	200	24	64	12	2	3	34	84	.420	18	6	33	2	.383	6/1	0-2
Jordan Ebert	.303	54-54	201	29	61	6	1	4	22	81	.403	18	1	29	2	.359	3/5	3-8
Patrick Savage	.290	47-34	138	11	40	9	0	0	19	49	.355	14	1	19	6	.357	1/0	1-1
Blake Austin	.290	51-49	176	18	51	13	0	3	23	73	.415	9	3	25	9	.332	2/2	0-0
Damek Tomscha	.274	54-53	186	32	51	12	0	3	26	84	.452	26	7	38	2	.384	0/3	0-2
Ryan Tella	.259	56-56	216	42	56	11	1	3	37	78	.361	20	2	47	5	.324	3/3	14-16
Hunter Kelley	.246	41-30	114	16	28	11	0	2	9	45	.395	16	1	21	4	.341	1/1	5-8
Dan Glevenyak	.230	50-48	161	29	37	9	1	2	21	52	.323	24	6	42	3	.347	2/12	5-9
Jackson BURGREN	.225	30-29	111	22	25	4	1	1	8	34	.306	14	2	25	1	.323	0/0	2-3
Mitchell Self	.257	22-12	35	6	9	0	0	0	1	9	.257	4	0	12	1	.333	0/3	1-1
Kody Ortman	.229	24-11	48	1	11	1	0	0	5	12	.250	5	1	5	1	.309	1/1	0-0
Sam Gillikin	.159	30-14	44	8	7	1	0	0	3	8	.182	4	0	19	0	.220	2/3	1-4
Tanner Cimo	.100	15-3	10	1	1	0	0	0	1	1	.100	1	0	3	0	.167	1/0	0-0
TOTALS	.275	56-56	1848	272	508	101	5	31	246	712	.385	214	40	353	47	.359	23/35	33-55
OPPONENTS	.250	56-56	1831	242	458	69	11	21	214	612	.334	189	37	318	38	.329	19/43	27-52</



AUBURN ON TV

DATE	OPPONENT	SCORE	W-L	SITE	NETWORK
4/14/86	KENTUCKY	5-4	W	AUBURN	ESPN
4/10/88	at Florida	1-2	W	at Gainesville, Fla.	SportsChannel
3/18/89	GEORGIA	6-8	L	AUBURN	SportsChannel
3/25/89	at Miss. State (Gm. 1)	0-7	L	Starkville, Miss.	SportsChannel
3/26/89	at Miss. State	5-11	L	Starkville, Miss.	ESPN
5/13/89	LSU	8-5	W	Gainesville, Fla. (SEC)	SportsChannel
	at Florida	4-2	W	Gainesville, Fla. (SEC)	SportsChannel
5/14/89	Georgia	2-1	W	Gainesville, Fla. (SEC)	SportsChannel
5/22/89	at Florida State	6-7	L	Tallahassee, Fla. (NCAA)	Sunshine
3/31/90	at LSU (Gm. 1)	6-12	L	Baton Rouge, La.	HSE
	at LSU (Gm. 2)	6-5	W	Baton Rouge, La.	HSE
4/1/90	at LSU	17-7	W	Baton Rouge, La.	HSE
4/21/90	ALABAMA	7-6	W	AUBURN	SportsChannel
5/5/90	at Florida	7-8	L	Gainesville, Fla.	SportsChannel
4/20/91	at Alabama (Gm. 1)	19-11	W	Tuscaloosa, Ala.	SportsChannel
5/18/91	Miss. State	0-1	L	Baton Rouge, La. (SEC)	SportsChannel
3/21/92	at Florida (Gm. 1)	2-4	L	Gainesville, Fla.	SportsChannel
3/22/92	at Florida	1-2	L	Gainesville, Fla.	SportsChannel
4/17/93	ARKANSAS (Gm. 1)	7-8	L	AUBURN	JP/SportSouth
	ARKANSAS (Gm. 2)	6-1	W	AUBURN	JP/SportSouth
5/8/93	at LSU (Gm. 1)	2-21	L	Baton Rouge, La.	HSE
4/9/94	VANDERBILT	20-7	W	AUBURN	JP/SportSouth
4/16/94	at Arkansas	6-3	W	Fayetteville, Ark.	JP/SportSouth
6/4/94	Oklahoma	4-5	L	Omaha, Neb. (CWS)	ESPN2
6/6/94	Miami	5-7	L	Omaha, Neb. (CWS)	ESPN
3/16/96	at Tennessee	10-5 [10]	W	Knoxville, Tenn.	SportSouth
4/6/96	FLORIDA	10-7	W	AUBURN	SportsChannel
4/7/96	FLORIDA	5-6	L	AUBURN	SportsChannel
5/4/96	LSU	0-6	L	AUBURN	SportSouth
3/15/97	TENNESSEE	16-4	W	AUBURN	Fox Sport South
4/12/97	ALABAMA (Gm. 1)	13-8	W	AUBURN	Fox Sport South
5/30/97	Stanford	3-8	L	Omaha, Neb. (CWS)	ESPN
6/1/97	Rice	10-1	W	Omaha, Neb. (CWS)	ESPN2
6/23/97	Stanford	4-11	L	Omaha, Neb. (CWS)	ESPN
5/2/98	KENTUCKY	14-3	W	AUBURN	Fox Sport South
5/16/98	Alabama (Game 1)	3-4	L	Hoover, Ala. (SEC)	Fox Sport South
5/17/98	Arkansas	7-5	W	Hoover, Ala. (SEC)	Fox Sport South
5/24/98	Florida State	10-16	L	Tallahassee, Fla. (NCAA)	Sunshine
1/29/99	Georgia Tech	17-12	W	Orlando, Fla.	FSN South
2/5/99	UNC Asheville	7-1	W	AUBURN	ACN
2/16/99	TROY STATE	5-12	L	AUBURN	ACN
2/19/99	M. TENNESSEE ST.	8-2	W	AUBURN	ACN
3/2/99	DAVIDSON	16-0	W	AUBURN	ACN
3/9/99	VCU	7-2	W	AUBURN	ACN
3/10/99	VCU	12-4	W	AUBURN	ACN
3/26/99	ALABAMA	15-4	W	AUBURN	ACN
3/28/99	ALABAMA	4-10	L	AUBURN	ACN
4/2/99	Miss. State	3-13	L	Starkville, Miss.	ACN
4/6/99	UAB	17-5	W	AUBURN	ACN
4/9/99	TENNESSEE	19-13	W	AUBURN	ACN
4/10/99	TENNESSEE	6-3	W	AUBURN	FSN South
4/11/99	TENNESSEE	16-4	W	AUBURN	ACN
5/2/99	LSU	2-11	L	Baton Rouge, La.	ACN
5/16/99	GEORGIA	13-2	W	AUBURN	ACN
5/19/99	LSU	6-2	W	Hoover, Ala. (SEC)	ACN
5/20/99	Arkansas	3-2	W	Hoover, Ala. (SEC)	ACN
5/22/99	Arkansas	5-9	L	Hoover, Ala. (SEC)	FSN South
5/22/99	Arkansas	6-9	L	Hoover, Ala. (SEC)	ACN
5/28/99	NC STATE	9-7	W	AUBURN (NCAA)	ACN
5/29/99	WINTHROP	8-6	W	AUBURN (NCAA)	ACN
5/30/99	TULANE	5-7	L	AUBURN (NCAA)	ACN
5/30/99	TULANE	13-9	W	AUBURN (NCAA)	ACN
2/29/00	TROY STATE	14-7	W	AUBURN	CSSE
3/7/00	DAVIDSON	10-5	W	AUBURN	CSSE
3/26/00	GEORGIA	9-8 (10)	W	AUBURN	CSSE
3/31/00	LSU	11-18	L	AUBURN	CSSE
4/2/00	LSU	10-12	L	AUBURN	Guarantee
4/4/00	MERCER	19-2	W	AUBURN	CSSE
4/23/00	VANDERBILT	10-8	W	AUBURN	CSSE
4/29/00	Florida	11-8 (10)	W	Gainesville, Fla.	Sunshine
5/5/00	Alabama	2-3	L	Tuscaloosa, Ala.	CSSE
5/6/00	Alabama	6-3	W	Tuscaloosa, Ala.	FSN South
5/7/00	Alabama	4-13	L	Tuscaloosa, Ala.	CSSE
5/13/00	MISS. STATE	9-10	L	AUBURN	FSN South
5/17/00	Florida	2-7	L	Hoover, Ala. (SEC)	CSSE
5/18/00	South Carolina	4-11	L	Hoover, Ala. (SEC)	CSSE

DATE	OPPONENT	SCORE	W-L	SITE	NETWORK
3/16/01	OLE MISS	8-10	L	AUBURN	CSSE
3/18/01	OLE MISS	5-6 [11]	L	AUBURN	CSSE
3/27/01	Troy State	5-0	W	Montgomery, Ala.	CSSE
4/1/01	TENNESSEE	7-2	W	AUBURN	CSSE
4/10/01	SAMFORD	6-5	W	AUBURN	CSSE
4/20/01	ALABAMA	5-4 [11]	W	AUBURN	CSSE
4/21/01	ALABAMA	7-5	W	AUBURN	FSN South
4/22/01	ALABAMA	10-5	W	AUBURN	CSSE
5/4/01	FLORIDA	5-2	W	AUBURN	Sunshine
5/6/01	FLORIDA	2-5	L	AUBURN	Sunshine/CSSE
5/11/01	LSU	5-20	L	Baton Rouge, La.	CSSE
5/13/01	LSU	9-7	W	Baton Rouge, La.	Guarantee
5/16/01	Georgia	4-8	L	Hoover, Ala. (SEC)	CSSE
5/17/01	South Carolina	4-5	L	Hoover, Ala. (SEC)	CSSE
3/31/02	Florida	1-6	L	Gainesville, Fla.	Sunshine
4/7/02	LSU	5-9	L	AUBURN	Jumbo/CSS
4/9/02	GEORGIA TECH	5-9	L	AUBURN	FSN South
4/12/02	Ole Miss	10-3	W	Oxford, Miss.	CSS
4/13/02	Ole Miss	1-2	L	Oxford, Miss.	FSN South
4/26/02	Alabama	6-8	L	Tuscaloosa, Ala.	CSS
4/27/02	Alabama	5-6	L	Tuscaloosa, Ala.	FSN South
5/22/02	LSU	1-2	L	Hoover, Ala. (SEC)	FSN South
5/23/02	Arkansas	5-8	L	Hoover, Ala. (SEC)	CSS
5/31/02	Florida Atlantic	11-16	L	Tuscaloosa, Ala. (NCAA)	CSS
6/1/02	Alabama	3-6	L	Tuscaloosa, Ala. (NCAA)	CSS
3/16/03	TENNESSEE	3-2	W	AUBURN	CSS
3/18/03	Georgia Tech	7-5	W	Atlanta, Ga.	CSS
3/23/03	Kentucky	10-3	W	Lexington, Ky.	CSS
3/28/03	Georgia	4-3 [13]	W	Athens, Ga.	CSS
3/30/03	Georgia	6-7	L	Athens, Ga.	CSS
4/6/03	ALABAMA	7-6	W	AUBURN	CSS
4/13/03	Mississippi State	7-3	W	Starkville, Miss.	CSS
4/27/03	Vanderbilt	0-3	L	Nashville, Tenn.	CSS
5/3/03	FLORIDA	6-8	L	AUBURN	Sunshine
5/4/03	FLORIDA	4-3	W	AUBURN	CSS
5/9/03	LSU	5-6	L	Baton Rouge, La.	Cox
5/11/03	LSU	14-8	W	Baton Rouge, La.	CSS
5/17/03	OLE MISS	5-2	W	AUBURN	FSN South
5/18/03	OLE MISS	6-2	W	AUBURN	CSS
5/22/03	Vanderbilt	3-1	W	Hoover, Ala. (SEC)	CSS
5/23/03	Alabama	5-7	L	Hoover, Ala. (SEC)	CSS
5/24/03	South Carolina	5-1	W	Hoover, Ala. (SEC)	CSS
5/24/03	Alabama	3-13 [7]	L	Hoover, Ala. (SEC)	CSS
5/30/03	PRINCETON	5-2	W	AUBURN (NCAA)	CSS
5/31/03	OHIO STATE	5-7	L	AUBURN (NCAA)	CSS
5/31/03	CLEMSON	15-0	W	AUBURN (NCAA)	CSS
6/1/03	OHIO STATE	7-9	L	AUBURN (NCAA)	CSS
3/14/04	Clemson	9-6	W	Clemson, S.C.	CSS
3/27/04	Tennessee	6-7	L	Knoxville, Tenn.	CSS
3/28/04	Tennessee	7-3	W	Knoxville, Tenn.	CSS
3/30/04	Georgia Tech	5-20	L	Atlanta, Ga.	CSS
4/4/04	LSU	2-3	L	AUBURN	CSS
4/18/04	Alabama	0-19	L	Tuscaloosa, Ala.	CSS
4/25/04	MISSISSIPPI STATE	6-5	W	AUBURN	CSS
4/30/04	Florida	4-7	L	Gainesville, Fla.	Sunshine
5/1/04	Florida	8-11	L	Gainesville, Fla.	Sunshine
5/7/04	SOUTH CAROLINA	12-9	W	AUBURN	CSS
5/8/04	SOUTH CAROLINA	1-3	L	AUBURN	CSS
5/9/04	SOUTH CAROLINA	11-12	L	AUBURN	CSS
5/14/04	GEORGIA	2-11	L	AUBURN	CSS
5/15/04	GEORGIA	0-4	L	AUBURN	FSN
5/16/04	GEORGIA	4-3	W	AUBURN	CSS
3/19/05	TENNESSEE	7-1	W	AUBURN	CSS
4/5/05	GEORGIA TECH	2-3	L	AUBURN	CSS
4/9/05	Mississippi State	8-7	W	Starkville, Miss.	FSN
4/9/05	FLORIDA	2-4	L	AUBURN	COX
5/8/05	OLE MISS	1-9	L	AUBURN	CSS
5/13/05	Georgia	5-4	W	Athens, Ga.	CSS
5/14/05	Georgia	5-7	L	Athens, Ga.	CSS
5/22/05	ALABAMA	9-11	L	AUBURN	CSS
6/4/05	Florida State (NCAA)	3-4	L	Tallahassee, Fla.	Sunshine
6/5/05	Florida State (NCAA)	4-10	L	Tallahassee, Fla.	Sunshine
3/18/06	SOUTH CAROLINA	3-7	L	AUBURN	CSS
3/25/06	Vanderbilt	1-9	L	Nashville, Tenn.	CSS
4/22/06	Florida	1-4	L	Gainesville, Fla.	FSN
4/29/06	Alabama	7-6	W	Tuscaloosa, Ala.	CSS





AUBURN ON TV

DATE	OPPONENT	SCORE	W-L	SITE	NETWORK
4/30/06	Alabama	1-9	L	Tuscaloosa, Ala.	CSS
5/6/06	LSU	3-5	L	AUBURN	CSS/Jumbo
5/7/06	LSU	2-8	L	AUBURN	CSS/Jumbo
5/14/06	GEORGIA	4-9	L	AUBURN	CSS
3/23/07	FLORIDA	7-8 [10]	L	AUBURN	SUN
3/24/07	FLORIDA	9-12	L	AUBURN	SUN/CSS
3/25/07	FLORIDA	3-10	L	AUBURN	CSS
4/8/07	LSU	1-10	L	Baton Rouge, La.	COX
4/20/07	ALABAMA	12-5	W	AUBURN	CSS
4/21/07	ALABAMA	6-3	W	AUBURN	FSN
4/22/07	ALABAMA	4-12	L	AUBURN	CSS
5/5/07	Mississippi State	6-11	L	Starkville, Miss.	CSS
5/17/07	Kentucky	18-7	W	Lexington, Ky.	FSN
5/19/07	Kentucky	7-8	L	Lexington, Ky.	FSN
3/1/08	Florida State	3-4	L	Tallahassee, Fla.	SUN
3/16/08	Florida	2-6	L	Gainesville, Fla.	SUN/FSN
3/29/08	TENNESSEE	4-8 [11]	L	AUBURN	CSS
4/13/08	SOUTH CAROLINA	6-7	L	AUBURN	CSS
4/19/08	Vanderbilt	2-8	L	Nashville, Tenn.	CSS
4/26/08	Alabama	4-5	L	Tuscaloosa, Ala.	FSN
4/27/08	Alabama	7-17	L	Tuscaloosa, Ala.	CSS
5/15/08	LSU	4-6	L	AUBURN	CSS
5/16/08	LSU	5-15	L	AUBURN	CSS
4/18/09	South Carolina	6-4	W	Columbia, S.C.	SS
4/24/09	LSU	3-7	L	Baton Rouge, La.	CSS
4/26/09	LSU	6-7	L	Baton Rouge, La.	CSS
5/2/09	OLE MISS	2-8	L	AUBURN	CSS
5/3/09	OLE MISS	4-11	L	AUBURN	CSS
5/9/09	Kentucky	3-6	L	Lexington, Ky.	BBSN
5/10/09	Kentucky	7-5	W	Lexington, Ky.	BBSN
5/14/09	ALABAMA	3-2 [10]	W	AUBURN	CSS
5/16/09	ALABAMA	3-13	L	AUBURN	FSN
3/27/10	SOUTH CAROLINA	0-2	L	AUBURN	CSS
4/2/10	Alabama	5-10	L	Tuscaloosa, Ala.	CSS
4/9/10	LSU	10-14	L	AUBURN	CSS
4/10/10	LSU	11-7	W	AUBURN	SPSO
4/18/10	Vanderbilt	2-3	L	Nashville, Tenn.	ESPNU
4/30/10	Arkansas	4-9	L	Fayetteville, Ark.	CST
5/2/10	Arkansas	13-2	W	Fayetteville, Ark.	CST
5/26/10	Alabama	1-7	L	Hoover, Ala.	SPSO
5/27/10	South Carolina	3-1 [12]	W	Hoover, Ala.	SPSO
5/28/10	Ole Miss	7-10 [10]	L	Hoover, Ala.	FSN
3/15/11	Alabama	2-1	W	Montgomery, Ala.	CSS
4/2/11	VANDERBILT	2-11	L	AUBURN	CSS
4/5/11	Troy	6-14	L	Troy, Ala.	CSS
4/10/11	Kentucky	8-2	W	Lexington, Ky.	CSS
4/21/11	OLE MISS	6-3	W	AUBURN	ESPNU
4/23/11	OLE MISS	9-7	W	AUBURN	CSS
4/29/11	South Carolina	1-2	L	Columbia, S.C.	SPSO
4/30/11	South Carolina	2-10	L	Columbia, S.C.	SPSO
5/1/11	South Carolina	3-7	L	Columbia, S.C.	ESPN
5/14/11	ALABAMA	8-7	W	AUBURN	CSS
5/25/11	South Carolina	3-7	L	Hoover, Ala.	CSS
5/26/11	Georgia	2-3	L	Hoover, Ala.	SPSO
3/6/12	Alabama	8-3	W	Montgomery, Ala.	CSS
4/6/12	Alabama	6-10	L	Tuscaloosa, Ala.	FSSO
4/7/12	Alabama	3-4	L	Tuscaloosa, Ala.	CSS
4/13/12	Vanderbilt	4-5	L	Nashville, Tenn.	CSS
4/21/12	SOUTH CAROLINA	3-5	L	AUBURN	SPSO
5/4/12	Georgia	2-5	L	Athens, Ga.	SPSO
5/5/12	Georgia	5-6 [11]	L	Athens, Ga.	CSS
5/10/12	Arkansas	3-2 [10]	W	Fayetteville, Ark.	ESPNU
5/22/12	Florida	1-6	L	Hoover, Ala.	CSS
5/23/12	Georgia	3-2	W	Hoover, Ala.	CSS
5/24/12	South Carolina	3-5	L	Hoover, Ala.	CSS
3/16/13	Vanderbilt	1-8	L	AUBURN	SPSO
3/24/13	LSU	2-8	L	Baton Rouge, La.	CST
3/30/13	Alabama	0-2	L	AUBURN	CSS
4/18/13	Mississippi State	3-6	L	Starkville, Miss.	ESPNU
4/19/13	Mississippi State	3-1	W	Starkville, Miss.	CSS
5/4/13	Ole Miss	8-5	W	AUBURN	SPSO
5/18/13	Arkansas	11-6	W	AUBURN	CST
5/21/13	Alabama	3-6	L	Hoover, Ala.	FSN



SERIES RECORDS

Opponent	Overall	Home	Away	Neutral	Last
Alabama	111-132	55-46	37-68	19-18	2013
Alabama A&M	3-0	3-0			2012
Alabama-Birmingham (UAB)	43-9	27-2	15-6	1-1	2011
Alabama Christian	3-1	2-1	1-0		1985
Alabama State	7-0	7-0			2013
Alcorn State	2-0	2-0			2012
Appalachian State	5-1	5-1			2008
Arizona	2-2		1-2	1-0	2012
Arizona State	3-9	3-3	0-6		2011
Arkansas	41-33	20-13	16-17	5-3	2013
Arkansas State	1-0	1-0			2011
Army	1-0			1-0	2005
Atlanta Baptist	3-0	3-0			1972
Austin Peay	5-1	5-0	0-1		1982
Belmont	2-1	2-1			2012
Berry College	4-0	4-0			1992
Bethune-Cookman	2-1	2-1			2011
Birmingham-Southern	21-7	17-5	4-2		2006
Boston College	3-1	3-1			2010
Brown	7-0	7-0			2013
Camp Rucker	2-0	2-0			1954
Campbell	5-1	5-1			2001
Central Florida	4-1	2-0	1-1	1-0	1998
Charleston Southern	4-0	4-0			2012
Cincinnati	1-0			1-0	1971
Clemson	21-28	14-13	5-10	2-5	2010
Cleveland State	4-0	4-0			1974
College of Charleston	2-0	1-0	1-0		2013
Columbus State	27-7	22-1	5-6		1997
Cornell	1-0	1-0			1991
Cumberland	0-1	0-1			1986
Davidson	15-0	15-0			2010
Duquesne	3-0	3-0			1997
East Carolina	1-1	1-1			1990
East Tennessee State	4-1	4-1			2008
Eastern Illinois	2-1	2-1			2013
Eastern Kentucky	0-1			0-1	1991
Eastern Michigan	3-0	3-0			1995
Elon	6-5	6-5			2009
Fairfield	1-1	1-1			1979
Ferris State	2-0	2-0			1987
Florida	77-92	43-32	32-54	1-6	2012
Florida A&M	1-0	1-0			2012
Florida Atlantic	3-1	3-0		0-1	2010
Florida International	4-2	4-2			1984
Florida Southern	2-0		1-0	1-0	1956
*Florida State	43-73	17-23	20-38	0-3	2009
Fort Benning	1-0	1-0			1955
Furman	3-0	3-0			2000
Georgia	104-86	59-34	42-48	3-4	2013
Georgia College	2-0	2-0			1993
Georgia Southwestern	8-0	8-0			1993
Georgia Southern	2-0	1-0		1-0	2009
Georgia State	13-1	11-0	2-1		2010
Georgia Tech	59-42-1	28-15	26-14-1	5-13	2005
Hiram College (Ohio)	1-0			1-0	1973
Hofstra	12-0	12-0			2007
Houston	2-1	1-1		1-0	1989
Howard	1-1	0-1	1-0		1961
Huntingdon	16-5	13-3	3-2		1992
Illinois State	2-3	2-3			1991
Indiana	1-0			1-0	1996
Indiana SE	1-0	1-0			1981
Indiana State	4-0	4-0			2013
Jackson State	1-1	1-1			1982
Jacksonville	11-8	3-2	4-6	4-0	2007
Jacksonville State	18-15	16-12	2-2	0-1	2013
Kentucky	74-40	39-19	33-21	2-0	2011
Kennesaw State	1-1	0-1	1-0		2013
LaGrange	6-0	6-0			1991
Lanett	0-1		0-1		1951
Liberty	2-0	1-0		1-0	2000
Lincoln Memorial	4-1	4-1			1992
Lipscomb	2-0	2-0			2009
Livingston	7-0	5-0		2-0	1985
LSU	67-89	38-36	25-47	4-6	2013
Louisiana-Lafayette (Southwestern Louisiana)	2-0	2-0			1992
Louisiana-Monroe (Northeast Louisiana)	2-0	2-0			1964
Louisville	3-0	3-0			1995
Loyola (N.O.)	3-1	1-1	2-0		1970
Maine	4-1	4-0		0-1	2013
Marietta	1-0	1-0			1975
Marshall	7-0	7-0			2002
Maryland	2-1	1-1		1-0	1999
Memphis (State)	6-4	6-2	0-2		2011
*Mercer	60-15	38-6	17-7	0-1	2008
Miami (Fla.)	4-1	4-0		0-1	1994
Miami (Ohio)	5-2	3-0		2-2	2010
Michigan	1-1			1-1	1993
Michigan State	3-0	1-0		2-0	2007
Middle Tennessee State	15-4	10-3	2-0	3-1	2013

Minnesota	2-0	1-0		1-0	2001
Mississippi	75-74-1	42-30	31-42-1	2-2	2013
Mississippi State	73-88	40-30	26-51	7-7	2013
Mississippi Valley State	1-0	1-0			2008
Missouri	2-6	1-3	1-2	0-1	2013
Montgomery	0-5	0-2	0-3		1952
Montevallo	12-0	9-0	3-0		1988
Morehead State	6-0	6-0			1997
Murray State	5-0	5-0			2002
Navy	1-0			1-0	1971
New Orleans	4-3	2-0	2-3		2010
New York Tech	1-0			1-0	2011
North Alabama	3-0	3-0			1975
North Carolina	7-1	3-1	3-0	1-0	2003
UNC Asheville	2-0	2-0			1999
UNC Charlotte	5-0	5-0			2000
UNC Greensboro	9-0	9-0			2007
UNC Wilmington	5-0	5-0			1992
North Carolina State	1-1	1-0		0-1	1999
Northern Illinois	0-1	0-1			1993
Northwestern	1-0			1-0	1999
Notre Dame	4-0	3-0		1-0	1994
Oakland	1-0	1-0			2000
Oglethorpe	3-1	2-1	1-0		1969
Ohio	9-2	9-2			1990
Ohio State	3-2	0-2		3-0	2003
Oklahoma	1-4			1-4	1998
Oklahoma State	0-1			0-1	1993
Old Dominion	2-0	1-0		1-0	1994
Opelika	4-1	1-0	3-1		1951
Pennsylvania	1-0			1-0	1995
Penn State	3-0	3-0			1995
Pepperdine	0-1			0-1	1993
Presbyterian	1-0	1-0			2012
Princeton	1-0	1-0			2003
Purdue	3-1	3-1			2012
Radford	9-1	9-1			2011
Rice	1-0			1-0	1997
Richmond	5-0	5-0			1988
Rider	4-0	3-0			1988
Rutgers	1-1			1-1	1998
Samford	56-17	35-10	18-5	3-2	2013
Seton Hall	1-1			1-1	1987
Siena	2-0	2-0			1994
Sienna Heights	1-0	1-0			1984
South Alabama	23-47	13-19	9-27	1-1	2012
South Carolina	16-41	8-19	6-18	2-4	2012
South Florida	2-1			2-1	1998
Southeast Louisiana	2-0	1-0		1-0	1981
Southeast Missouri	2-1	2-1			2010
Southern Benedictine	1-0	1-0			1979
Southern Illinois	0-1			0-1	1970
Southern Mississippi	5-1	2-1	2-0	1-0	2013
Spring Hill	8-1	2-1	6-0		1984
Springfield	0-1			0-1	1967
Stanford	0-4			0-4	1997
Stetson	0-2			0-2	2000
Tampa	3-1	2-1		1-0	1993
Tennessee	82-36	48-19	34-17		2012
Texas	1-0			1-0	1995
Texas A&M	2-1		2-1		2013
Texas Southern	1-0	1-0			2011
Troy	40-18	27-7	7-7	6-4	2013
Tulane	6-6-1	3-2-1	2-4	1-0	2000
Tuskegee	1-0	1-0			1978
Valdosta State	1-1	0-1	1-0		1977
*Vanderbilt	79-45	41-16	27-26	2-3	2013
Virginia	8-3	7-3		1-0	2011
Virginia Commonwealth	23-2	23-2			2005
VMI	16-3	16-3			2008
Virginia Tech	1-0			1-0	1994
Wake Forest	2-0	1-0		1-0	1999
West Florida	0-4	0-4			1993
*West Georgia	12-0	10-0			1993
West Virginia	3-2	1-1		2-1	1999
Western Carolina	19-6	18-6		1-0	2004
Western Kentucky	3-0	2-0		1-0	2011
Western Michigan	0-2			0-2	1971
William & Mary	1-0	1-0			1997
Wofford	1-0	1-0			2013
Winthrop	8-2	8-2			2000

* Home, Away, and Neutral Records do not include unknown sites.

2014 Opponents in Bold





YEAR-BY-YEAR STANDINGS / COACHING RECORDS

Year	Overall	Pct.	SEC	Pct.	SEC* Finish	Coach
1933			5-4	.566	3rd	Sam McAllister
1934	10-8-1	.553	3-4	.429	6th	Herschel Bobo/Del Morgan
1935			6-5	.545	3rd	Del Morgan
1936	13-5	.722	5-5	.500	t3rd	Del Morgan
1937			8-1	.889	1st	Del Morgan
1938			5-7	.417	6th	Del Morgan
1939			10-4	.714	2nd	Del Morgan
1940			4-5	.444	5th	Porter Grant
1941	12-11-1		5-5	.500	5th	Jimmy Hitchcock
1942	10-8		4-4	.500	5th	Jimmy Hitchcock
1943	8-3		3-1	.750	3rd	Bob Evans
1944	DID NOT FIELD TEAM					
1945	DID NOT FIELD TEAM					
1946			5-3	.625	4th	Bob Evans
1947			11-5	.688	2nd	Danny Doyle
1948			14-5	.737	2nd	Danny Doyle
1949	9-10	.474	6-10	.375	8th	Johnny Williamson
1950	12-13	.480	8-11	.421	9th	Johnny Williamson
1951	14-11	.560	8-8	.500	6th	Dick McGowen
1952	13-11-2	.519	10-8-2	.579	5th	Dick McGowen
1953	9-12	.429	6-12	.333	11th	Dick McGowen
1954	17-5	.773	8-5	.615	4th	Dick McGowen
1955	9-16	.360	5-15	.333	9th	Dick McGowen
1956	12-11	.522	9-7	.563	5th	Dick McGowen
1957	16-10	.615	11-4	.733	2nd	Dick McGowen
1958	17-8	.680	12-3	.800	1st	Joe Connally
1959	15-11-1	.574	8-4	.667	t2ndE	Erk Russell
1960	15-8	.652	10-6	.623	2ndE	Erk Russell
1961	14-11	.560	12-6	.667	1stE	Erk Russell
1962	15-7	.682	11-5	.688	2ndE	Erk Russell
1963	17-8	.680	15-3	.810	1st	Paul Nix
1964	21-7	.750	13-5	.722	1stE	Paul Nix
1965	13-7	.650	10-3	.769	1stE	Paul Nix
1966	14-9	.560	6-7	.462	4thE	Paul Nix
1967	32-10	.762	15-2	.882	1st	Paul Nix
1968	22-12	.647	9-6	.600	3rdE	Paul Nix
1969	20-17	.541	7-10	.412	5thE	Paul Nix
1970	17-16	.515	9-6	.600	3rdE	Paul Nix
1971	23-16	.590	9-7	.563	2ndE	Paul Nix
1972	18-17	.514	7-6	.538	t2ndE	Paul Nix
1973	20-19	.513	7-9	.438	5thE	Paul Nix
1974	31-13	.705	11-6	.647	2ndE	Paul Nix
1975	24-21	.533	7-9	.438	t4thE	Paul Nix
1976	37-15	.712	12-7	.632	1st	Paul Nix
1977	28-18	.609	11-9	.550	t2ndW	Paul Nix
1978	33-21	.611	15-8	.652	1st#	Paul Nix
1979	21-21	.500	7-14	.333	4thW	Paul Nix
1980	27-24	.529	15-8	.652	1stW	Paul Nix
1981	27-27	.500	7-16	.304	5thW	Paul Nix
1982	27-20-1	.573	8-13-1	.386	5thW	Paul Nix
1983	16-34	.320	4-18	.182	5thW	Paul Nix
1984	27-24	.529	8-14	.364	4thW	Paul Nix
1985	30-22	.577	11-12	.478	3rdW	Hal Baird
1986	31-24	.564	15-12	.517	3rd	Hal Baird
1987	42-18	.700	18-9	.667	2nd	Hal Baird
1988	39-16	.709	16-10	.615	4th	Hal Baird
1989	44-20	.688	12-12	.500	6th#	Hal Baird
1990	34-24	.586	13-13	.500	4th	Hal Baird
1991	35-24	.593	14-12	.538	5th	Hal Baird
1992	30-25	.545	10-14	.417	4thW	Hal Baird
1993	40-23	.635	17-11	.607	2ndW	Hal Baird
1994	44-21	.677	16-13	.552	3rdW	Hal Baird
1995	50-13	.794	19-8	.704	1stW	Hal Baird
1996	32-24	.571	12-18	.400	5thW	Hal Baird
1997	50-17	.746	17-12	.586	4thW	Hal Baird
1998	46-18	.719	16-12	.571	3rdW#	Hal Baird
1999	46-19	.708	18-12	.600	4thW	Hal Baird
2000	41-20	.672	17-13	.567	3rdW	Hal Baird
2001	37-21	.638	15-15	.500	4thW	Steve Renfro
2002	34-26	.600	15-15	.500	3rdW	Steve Renfro

Year	Overall	Pct.	SEC	Pct.	SEC* Finish	Coach
2003	42-21	.667	18-12	.600	2ndW	Steve Renfro
2004	32-24	.571	12-18	.400	5thW	Steve Renfro
2005	34-26	.567	13-17	.433	T-5thW	Tom Slater
2006	22-34	.393	9-21	.300	6th W	Tom Slater
2007	31-25	.554	10-20	.333	6th W	Tom Slater
2008	28-28	.500	11-19	.367	5th W	Tom Slater
2009	31-25	.554	11-19	.367	5th W	John Pawlowski
2010	43-21	.672	20-10	.667	1st W	John Pawlowski
2011	29-29	.500	14-16	.467	T-2nd W	John Pawlowski
2012	31-28	.525	13-17	.433	5th W	John Pawlowski
2013	33-23	.589	13-17	.433	7th W	John Pawlowski

* Finish in SEC East (1959-1975) and SEC West from (1976-1985)
Won postseason SEC Tournament ! NCAA College World Series

YEAR	FINAL RANK	POLL(S)	YEAR	FINAL RANK	POLL(S)
1964	12TH	CB	1999	11TH	ESPN
1967	2ND	CB	2000	20TH	ESPN
1976	8TH	CB	2003	17TH	ESPN
1987	14TH	BA	2010	19th	BA/ESPN/NCBWA
1988	19TH	BM			
1989	17TH	BA			
1993	23RD	BA			
1994	8TH	ESPN/CB			
1995	9TH	CB/BA			
1997	5TH	BA			
1998	9TH	BA			

CB - Collegiate Baseball; BA - Baseball America;
BM - Baseball Magazine; ESPN - USA Today/
ESPN; NCBWA - National Collegiate Baseball
Writers Association

COACHING RECORDS

(Since 1949)

VICTORIES

Coach	Years	Overall			Pct.
		W	L	T	
Hal Baird	(16) 1985-00	634	328	0	.659
Paul Nix	(22) 1963-84	515	376	0	.578
John Pawlowski	(5) 2009-13	167	126	0	.570
Steve Renfro	(4) 2001-04	145	92	0	.612
Tom Slater	(4) 2005-08	115	113	0	.504
Dick McGowen	(7) 1951-57	90	76	2	.542
Erk Russell	(4) 1959-62	59	37	1	.613
Johnny Williamson	(2) 1949-50	21	23	0	.477
Joe Connally	(1) 1958	17	8	0	.680

WINNING PERCENTAGE

Coach	Years	Overall			Pct.
		W	L	T	
Joe Connally	(1) 1958	17	8	0	.680
Hal Baird	(16) 1985-00	634	328	0	.659
Erk Russell	(4) 1959-62	59	37	1	.613
Steve Renfro	(4) 2001-04	145	92	0	.612
Paul Nix	(22) 1963-84	515	376	0	.578
John Pawlowski	(5) 2009-13	167	126	0	.570
Dick McGowen	(7) 1951-57	90	76	2	.542
Tom Slater	(4) 2005-08	115	113	0	.504
Johnny Williamson	(2) 1949-50	21	23	0	.477

GAMES COACHED

Coach	Years	Games	Overall		
			W	L	T
Hal Baird	(16) 1985-00	962	634	328	0
Paul Nix	(22) 1963-84	891	515	376	0
John Pawlowski	(5) 2009-13	293	167	126	0
Steve Renfro	(4) 2001-04	237	145	92	0
Tom Slater	(4) 2005-08	228	115	113	0
Dick McGowen	(7) 1951-57	168	90	76	2
Erk Russell	(4) 1959-62	97	59	37	1
Johnny Williamson	(2) 1949-50	44	21	23	0
Joe Connally	(1) 1958	25	17	8	0



COLLEGE WORLD SERIES

**1967****Paul Nix, 32-10****Omaha, NE****3rd**


Ohio State.....	1-0	W
Stanford.....	3-6	L
Rider.....	4-3	W
Stanford (7 inn./rain).....	3-5	L

**1976****Paul Nix, 37-15****Omaha, NE****t-7th**

Clemson.....	4-9	L
Maine.....	8-9	L

**1994****Hal Baird, 44-21****Omaha, NE****t-7th**

Oklahoma.....	4-5	L
Miami (Fla.).....	5-7	L

**1997****Hal Baird, 50-17****Omaha, NE****t-5th**

Stanford.....	3-8	L
Rice.....	10-1	W
Stanford.....	4-11	L

CWS LINESCORES

1967**Auburn 1, Ohio State 0 • June 12**

OSU.....	000	000	000	-	0	5	2
AU.....	100	000	00X	-	1	5	3

W: Lowe (14-1), L: Boggs (4-1)

Stanford 6, Auburn 3 • June 13

AU.....	000	102	000	-	3	8	3
SU.....	310	000	20X	-	6	7	1

W: Vance (11-0), L: Blauser (5-5)

Auburn 4, Rider 3 • June 14

RC.....	000	011	100	-	3	10	6
AU.....	000	102	001	-	4	6	2

W: Lowe (15-1), L: Mischik (7-3)

Stanford 5, Auburn 3 • June 15

AU.....	010	001	1	-	3	7	3
SU.....	100	400	0	-	5	5	0

W: Hamm, L: Boverf

1976**Clemson 9, Auburn 4 • June 11**

AU.....	000	111	001	-	4	10	2
CU.....	000	502	11X	-	9	10	1

W: Porter (12-0), L: Hudson (10-5)

Maine 9, Auburn 8 • June 12

AU.....	410	030	000	-	8	13	2
UM.....	230	202	00X	-	9	12	4

W: LaCasse (7-1), L: Leach (8-5)

1994**Oklahoma 9, Auburn 4 • June 4**

AU.....	000	000	031	-	4	12	1
OU.....	020	100	11X	-	5	11	2

W: Redman (13-3), L: Powell (5-4)
S: Buckles (13)

Miami 7, Auburn 5 • June 6

UM.....	400	000	300	-	7	8	6
AU.....	001	012	010	-	5	12	2

W: Westfall (3-0), L: Humphreys (13-4)
S: Tessmer (3)

1997**Stanford 8, Auburn 3 • May 30**

AU.....	000	201	000	-	3	6	3
SU.....	010	050	02X	-	8	12	1

W: Hutchinson (8-3), L: Hebson (11-4)
S: Austin (4)

Auburn 10, Rice 1 • June 1

RU.....	000	001	000	-	1	4	1
AU.....	014	203	00X	-	10	11	0

W: Hudson (15-2), L: Bess (3-3)

Stanford 11, Auburn 4 • June 3

SU.....	300	104	102	-	11	13	2
AU.....	004	000	000	-	4	8	3

W: Austin (5-2), L: Dunham (5-2)

AUBURN VS. CWS OPPONENTS

Maine.....	0-1
Clemson.....	0-1
Maine.....	0-1
Miami (Fla.).....	0-1
Ohio State.....	1-0
Oklahoma.....	0-1
Rice.....	1-0
Rider.....	1-0
Stanford.....	0-4
8 Opponents.....	3-8





NCAA REGIONALS

REGIONAL RESULTS

Year	Opponent	Score	Result	Location
1963	West Virginia	1-2	L	Gastonia, NC
	Florida State	3-4	L	Gastonia, NC
1967	West Virginia	8-3	W	Gastonia, NC
	Florida State	13-2	W	Gastonia, NC
	Clemson	2-3	L	Gastonia, NC
	Clemson	6-5	W	Gastonia, NC
1976	Middle Tenn. St.	10-5	W	Tallahassee, FL
	Florida State	2-1	W	Tallahassee, FL
	Jacksonville	7-5	W	Tallahassee, FL
1978	Memphis State	14-10	W	Auburn, AL
	North Carolina	2-3	L	Auburn, AL
	Memphis State	5-6	L	Auburn, AL
1987	Seton Hall	22-1	W	Huntsville, AL
	Middle Tenn. St.	5-3	W	Huntsville, AL
	Seton Hall	6-15	L	Huntsville, AL
	Clemson	3-6	L	Huntsville, AL
1989	South Florida	9-3	W	Tallahassee, FL
	Clemson	14-7	W	Tallahassee, FL
	Florida State	6-7	L	Tallahassee, FL
	Clemson	1-11	L	Tallahassee, FL
1993	Arizona	9-1	W	Stillwater, OK
	Oklahoma St.	10-14	L	Stillwater, OK
	N.C. State	2-13	L	Stillwater, OK
	Virginia Tech	7-0	W	Clemson, SC
1994	Old Dominion	11-8 [10]	W	Clemson, SC
	Clemson	11-5	W	Clemson, SC
	Notre Dame	8-0	W	Clemson, SC
	Pennsylvania	2-1	W	Oklahoma City, OK
1995	Ohio State	8-6	W	Oklahoma City, OK
	Oklahoma	8-9	L	Oklahoma City, OK
	Texas	4-2	W	Oklahoma City, OK
	Oklahoma	1-3	L	Oklahoma City, OK
1997	Western Carolina	11-3	W	Tallahassee, FL
	South Florida	9-0	W	Tallahassee, FL
	Florida State	8-7	W	Tallahassee, FL
	Florida State	7-9	L	Tallahassee, FL
	Florida State	5-2	W	Tallahassee, FL
1998	Rutgers	15-17	L	Tallahassee, FL
	Liberty	3-2	W	Tallahassee, FL
	Rutgers	7-4	W	Tallahassee, FL
	Oklahoma	9-8	W	Tallahassee, FL
	Florida State	10-16	L	Tallahassee, FL
1999	N. C. State	9-7	W	Auburn, AL
	Winthrop	8-6	W	Auburn, AL
	Tulane	5-7	L	Auburn, AL
	Tulane	13-9	W	Auburn, AL
2000	Stetson	5-9	L	Atlanta, GA
	Georgia Southern	11-5	W	Atlanta, GA
	Stetson	10-13	L	Atlanta, GA
2001	Jacksonville	8-7	W	Tallahassee, FL
	Florida State	6-10	L	Tallahassee, FL
	Jacksonville	3-2	W	Tallahassee, FL
	Florida State	6-9	L	Tallahassee, FL
2002	Florida Atlantic	11-16	L	Tuscaloosa, AL
	Alabama	3-6	L	Tuscaloosa, AL
2003	Princeton	5-2	W	Auburn, AL
	Ohio State	2-6	L	Auburn, AL
	Clemson	15-0	W	Auburn, AL
	Ohio State	7-9	L	Auburn, AL
2005	South Alabama	13-5	W	Tallahassee, FL
	Florida State	3-4	L	Tallahassee, FL
	Army	12-3	W	Tallahassee, FL
	Florida State	4-10	L	Tallahassee, FL
2010	Jacksonville State	9-7	W	Auburn, AL
	Clemson	2-5	L	Auburn, AL
	Southern Miss	17-8	W	Auburn, AL
	Clemson	11-10	W	Auburn, AL
	Clemson	7-13	L	Auburn, AL

SUPER REGIONAL RESULTS

Year	Opponent	Score	Result	Location
1999	Florida State	2-10	L	Tallahassee, FL
	Florida State	3-6	L	Tallahassee, FL

REGIONAL RESULTS BY YEAR

Year	Regional	Result	W-L	Location
1963	District 3	Fourth	0-2	Gastonia, NC
1967	District 3	CHAMPIONS	3-1	Gastonia, NC
1976	South	CHAMPIONS	3-0	Tallahassee, FL
1978	South	Third	1-2	Auburn, AL
1987	South I	Third	2-2	Huntsville, AL
1989	Atlantic	Third	2-2	Tallahassee, FL
1993	Midwest	Fourth	1-2	Stillwater, OK
1994	East	CHAMPIONS	4-0	Clemson, SC
1995	Midwest II	Second	3-2	Oklahoma City, OK
1997	East	CHAMPIONS	4-1	Tallahassee, FL
1998	Atlantic II	Second	3-2	Tallahassee, FL
1999	Auburn	CHAMPIONS	3-1	Auburn, AL
2000	Atlanta	Third	1-2	Atlanta, GA
2001	Tallahassee	Second	2-2	Tallahassee, FL
2002	Tuscaloosa	Fourth	0-2	Tuscaloosa, AL
2003	Auburn	Second	2-2	Auburn, AL
2005	Tallahassee	Second	2-2	Tallahassee, FL
2010	Auburn	Second	3-2	Auburn, AL

AUBURN VS. NCAA REGIONAL OPPONENTS

Opponent	W-L
Alabama	0-1
Arizona	1-0
Army	1-0
Clemson	5-5
Florida Atlantic	0-1
Florida State	4-8
Georgia Southern	1-0
Jacksonville	3-0
Jacksonville State	1-0
Liberty	1-0
Memphis	1-1
Middle Tenn. State	2-0
North Carolina	0-1
North Carolina State	1-1
Notre Dame	1-0
Ohio State	1-2
Oklahoma	1-2
Oklahoma State	0-1
Old Dominion	1-0
Pennsylvania	1-0
Princeton	1-0
Rutgers	1-1
Seton Hall	1-1
South Alabama	1-0
South Florida	2-0
Southern Miss	1-0
Stetson	0-2
Texas	1-0
Tuland	1-1
Virginia Tech	1-0
Winthrop	1-0
Western Carolina	1-0
West Virginia	1-1
31 Opponents	39-29

AUBURN VS. NCAA SUPER REGIONAL OPPONENTS

Opponent	W-L
Florida State	0-2
1 Opponent	0-2



NCAA REGIONALS

1963 DISTRICT 3 AT GASTONIA, NC**Florida State 4, Auburn 3**

Wake Forest 4, West Virginia 3

West Virginia 2, Auburn 1 (Auburn eliminated)

Florida State 12, Wake Forest 4

Wake Forest 12, West Virginia 8 (West Virginia eliminated)

Wake Forest 6, Florida State 5

Florida State 11, Wake Forest 5 (Wake Forest eliminated)

1967 DISTRICT 3 AT GASTONIA, NC

Florida State 5, Clemson 3

Auburn 8, West Virginia 3 [12]

Clemson 5, West Virginia 0 (West Virginia eliminated)

Auburn 13, Florida State 3

Clemson 6, Florida State 4 (Florida State eliminated)

Clemson 3, Auburn 2**Auburn 6, Clemson 5 [13] (Clemson eliminated)****1976 SOUTH REGIONAL AT TALLAHASSEE, FL****Auburn 10, Middle Tennessee State 5**

Florida State 6, Jacksonville 1

Jacksonville 8, Middle Tennessee State 5 (MTSU eliminated)

Auburn 2, Florida State 1

Jacksonville 9, Florida State 7 (Florida State eliminated)

Auburn 7, Jacksonville 5 (Jacksonville eliminated)**1978 SOUTH REGIONAL AT AUBURN, AL**

North Carolina 15, East Tennessee State 1

Auburn 14, Memphis 10

Memphis 5, East Tennessee State 0 (ETSU eliminated)

North Carolina 3, Auburn 2**Memphis 6, Auburn 5 (Auburn eliminated)**

Memphis 8, North Carolina 6

North Carolina 11, Memphis 9 (Memphis eliminated)

1987 SOUTH I REGIONAL AT HUNTSVILLE, AL**Seton Hall 15, Auburn 6**

Clemson 8, West Virginia 0

(1) Arkansas 10, Middle Tennessee State 7

Auburn 5, Middle Tennessee State 3 (MTSU eliminated)

Arkansas 7, West Virginia 2 (West Virginia eliminated)

Clemson 6, Seton Hall 3

Auburn 22, Seton Hall 1 (Seton Hall eliminated)

Arkansas 6, Clemson 5

Clemson 6, Auburn 3 (Auburn eliminated)

Arkansas 4, Clemson 2 (Clemson eliminated)

1989 ATLANTIC REGIONAL AT TALLAHASSEE, FL**(4) Auburn 9, (3) South Florida 3**

(2) Clemson 6, (5) Stetson 2

(1) Florida State 13, (6) Rider 7

Stetson 13, Rider 6 (Rider eliminated)

Florida State 8, South Florida 1 (South Florida eliminated)

Auburn 14, Clemson 7

Clemson 13, Stetson 5 (Stetson eliminated)

Florida State 7, Auburn 6**Clemson 11, Auburn 1 (Auburn eliminated)**

Florida State 8, Clemson 1 (Clemson eliminated)

1993 MIDWEST REGIONAL IN STILLWATER, OK

(1) North Carolina State 12, (6) Fordham 4

(4) Auburn 9, (3) Arizona 1

(2) Oklahoma State 9, (5) Connecticut 5

Fordham 5, Connecticut 0 (Connecticut eliminated)

Arizona 5, North Carolina State 2

Oklahoma State 14, Auburn 10**North Carolina State 13, Auburn 2 (Auburn eliminated)**

Arizona 18, Fordham 7 (Fordham eliminated)

Oklahoma State 8, N.C. State 3 (N.C. State eliminated)

Arizona 4, Oklahoma State 0

Oklahoma State 11, Arizona 10 (Arizona eliminated)

1994 EAST REGIONAL IN CLEMSON, SC

(3) Old Dominion 9, (4) Notre Dame 5

(2) Auburn 7, (5) Virginia Tech 0

(1) Clemson 5, (6) The Citadel 1

The Citadel 4, Virginia Tech 3 (Virginia Tech eliminated)

Notre Dame 8, Clemson 1

Auburn 11, Old Dominion 8 [10]

Clemson 6, Old Dominion 1 (Old Dominion eliminated)

Notre Dame 5, The Citadel 1 (The Citadel eliminated)

Auburn 11, Clemson 5 (Clemson eliminated)**Auburn 8, Notre Dame 0 (Notre Dame eliminated)****1995 MIDWEST II REGIONAL IN OKLAHOMA CITY, OK****(1) Auburn 2, (6) Pennsylvania 1**

(3) Texas 10, (4) Ohio State 5

(2) Oklahoma 9, (5) Indiana State 6

Indiana State 6, Pennsylvania 5 (Penn eliminated)

Auburn 8, Ohio State 6 (Ohio State eliminated)

Oklahoma 13, Texas 9

Oklahoma 9, Auburn 8

Texas 3, Indiana State 2 (Indiana State eliminated)

Auburn 4, Texas 2 (Texas eliminated)**Oklahoma 3, Auburn 1 (Auburn eliminated)****1997 EAST REGIONAL AT TALLAHASSEE, FL**

(4) South Florida 5, (3) Central Florida 4

(2) Auburn 11, (5) Western Carolina 3

(1) Florida State 4, (6) Marist 2

Western Carolina 8, Marist 3 (Marist eliminated)

Florida State 16, Central Florida 2 (Central Florida eliminated)

Auburn 9, South Florida 0**Auburn 8, Florida State 7**

South Florida 9, Western Carolina 4 (WCU eliminated)

Florida State 6, South Florida 5 (South Florida eliminated)

Florida State 9, Auburn 7**Auburn 5, Florida State 2 (Florida State eliminated)****1998 ATLANTIC II REGIONAL AT TALLAHASSEE, FL**

(4) Oklahoma 6, (3) Delaware 3

(5) Rutgers 17, (2) Auburn 15

(1) Florida State 10, (6) Liberty 7

Auburn 3, Liberty 2 (Liberty eliminated)

Florida State 27, Delaware 6 (Delaware eliminated)

Oklahoma 9, Rutgers 7

Florida State 23, Oklahoma 2

Auburn 7, Rutgers 4 (Rutgers eliminated)**Auburn 9, Oklahoma 9 (Oklahoma eliminated)****Florida State 16, Auburn 10 (Auburn eliminated)****1999 AUBURN REGIONAL AT AUBURN, AL**

(4) Winthrop 8, (1) Tulane 7

(2) Auburn 9, (3) NC State 7

Tulane 11, NC State 5 (NC State eliminated)

Auburn 8, Winthrop 6

Tulane 15, Winthrop 8 (Winthrop eliminated)

Tulane 7, Auburn 5**Auburn 13, Tulane 9 (Tulane eliminated)**



NCAA REGIONALS

2000 ATLANTA REGIONAL AT ATLANTA, GA

(1) Georgia Tech 11, (4) Georgia Southern 9

(3) Stetson 9, (2) Auburn 5

Auburn 11, Georgia Southern 5 (Ga. Southern eliminated)

Georgia Tech 24, Stetson 1

Stetson 13, Auburn 10 (Auburn eliminated)

Georgia Tech 16, Stetson 11 (Stetson eliminated)

2001 TALLAHASSEE REGIONAL AT TALLAHASSEE, FL

(1) Florida State 8, (4) Bethune-Cookman 1

(2) Auburn 8, (3) Jacksonville 7

Jacksonville 3, Bethune-Cookman 0 (Bethune-Cookman eliminated)

Florida State 10, Auburn 6

Auburn 3, Jacksonville 2 (Jacksonville eliminated)

Florida State 9, Auburn 6 (Auburn eliminated)

2002 TUSCALOOSA REGIONAL AT TUSCALOOSA, AL

(3) Florida Atlantic 16, (2) Auburn 11

(4) Southeast Missouri State 7, (1) Alabama 4

Alabama 6, Auburn 3 (Auburn eliminated)

Florida Atlantic 12, Southeast Missouri State 6

Alabama 7, Southeast Missouri State 4 (SEMO eliminated)

Alabama 7, Florida Atlantic 2

Florida Atlantic 6, Alabama 5 (Alabama eliminated)

2003 AUBURN REGIONAL AT AUBURN, AL

(3) Ohio State 10, (2) Clemson 8

(1) Auburn 5, (4) Princeton 2

Clemson 7, Princeton 6 (Princeton eliminated)

Ohio State 6, Auburn 2

Auburn 15, Clemson 0 (Clemson eliminated)

Ohio State 9, Auburn 7 (Auburn eliminated)

2005 TALLAHASSEE REGIONAL AT TALLAHASSEE, FL

(2) Auburn 13, (3) South Alabama 5

(1) Florida State 3, (4) Army 2

Army 8, South Alabama 5 (South Alabama eliminated)

Florida State 4, Auburn 3

Auburn 12, Army 3 (Army eliminated)

Florida State 10, Auburn 4 (Auburn eliminated)

2010 AUBURN REGIONAL AT AUBURN, AL

(2) Clemson 10, (3) Southern Miss 1

(1) Auburn 9, (4) Jacksonville State 7

Southern Miss 19, Jacksonville State 6 (Jacksonville State eliminated)

Clemson 5, Auburn 2

Auburn 17, Southern Miss 8 (Southern Miss eliminated)

Auburn 11, Clemson 10

Clemson 13, Auburn 7 (Auburn eliminated)

AUBURN IN SUPER REGIONALS

1999 SUPER REGIONAL at Tallahassee, FL

(1) Florida State 10, (2) Auburn 2

Florida State 6, Auburn 3 (Auburn eliminated)

AUBURN SUPER REGIONAL RECORDS

BATTING

AT BATS

Game: 5, Dominic Rich vs. Florida St. (6/5/99)

Series: 8, by six individuals

RUNS

Game: 1, by four individuals

Series: 2, Hayden Gliemmo (1999) [2 games]

HITS

Game: 2, Gabe Gross vs. Florida St. (6/5/99)

Series: 3, Gabe Gross (1999) [2 games]

RBI

Game: 3, Todd Faulkner vs. Florida St. (6/5/99)

Series: 4, Todd Faulkner (1999) [2 games]

HOME RUNS

Game: 1, Todd Faulkner vs. Florida St. (6/5/99)

Series: 1, Todd Faulkner (1999) [2 games]

STOLEN BASES

Game: 2, Mailon Kent vs. Florida St. (6/4/99)

BATTING AVERAGE

Series [min. 7 AB]: .429, Gabe Gross (1999) [3-for-7 in 2 games]

PITCHING

INNINGS PITCHED

Game: 8.1, Brent Schoening vs. Florida St. (6/5/99)

Series: 8.1, Brent Schoening vs. (1999)

STRIKEOUTS

Game: 11, Brent Schoening vs. Florida St. (6/5/99)

Series: 11, Brent Schoening vs. (1999)

BASE ON BALLS

Game: 5, Brent Schoening vs. Florida St. (6/5/99)

5, Hayden Gliemmo vs. Florida St. (6/4/99)



NCAA REGIONALS

BATTING

GAMES PLAYED

Series: 5, by 32 players (1995, 1997, 1998, 2010)
 Career: 16, Todd Faulkner (1998-2001)
 16, Mailon Kent (1998-2001)

AT BATS

Game: 6, by 33 players
 Series: 25, Rob Macrory (1997) [5 games]
 Career: 65, Todd Faulkner (1998-2001) [16 gms]

RUNS SCORED

Game: 4, Gabe Gross vs. Jacksonville (5/25/01)
 4, Jonathan Schuerholz vs. Georgia Southern (5/27/00)
 4, Todd Faulkner vs. Rutgers (5/21/98)
 4, Chad Wandall vs. Oklahoma (5/23/98)
 Series: 11, Adam Sullivan (1997) [5 games]
 Career: 19, Todd Faulkner (1998-2000) [16 gms]

HITS

Game: 5, Javon Moran vs. Fla. Atlantic (5/31/02)
 5, Adam Sullivan vs. W. Car. (5/22/97)
 5, Mark Bellhorn vs. ODU (5/27/94)
 5, Cliff Shanks vs. Okla. St. (5/29/93)
 Series: 14, Adam Sullivan (1997) [5 games]
 Career: 30, Todd Faulkner (1998-2001) [16 gms]

RUNS BATTED IN

Game: 5, Trent Mummey vs. Southern Miss (6/6/2010)
 5, Sean Gamble vs. Fla. Atlantic (5/31/02)
 5, Frank Thomas vs. Seton Hall (5/23/87)
 5, Scotty Long vs. Clemson (1967)
 5, Scotty Long vs. Florida State (1967)
 Series: 11, Mike Killimett (1994)
 11, Scotty Long (1967)
 Career: 22, Todd Faulkner (1998-2000) [16 gms]

SINGLES

Game: 5, Adam Sullivan vs. W. Car. (5/22/97)
 Series: 12, Adam Sullivan (1997) [5 games]
 Career: 17, Jay Waggoner (1993-95) [12 gms]

DOUBLES

Game: 2, by 15 players, most recently by Ryan Jenkins vs. Clemson (6/7/10)
 Series: 5, Trent Mummey (2010) [5 games]
 5, Mark Bellhorn (1994) [4 games]
 Career: 7, Mailon Kent (1998-01) [16 games]

TRIPLES

Game: 1, by 11 players, most recently by Clete Thomas vs. Army (6/5/05)
 Series: 2, Javon Moran (2003) [4 games]
 Career: 2, Javon Moran (2001-03) [10 games]
 2, Mark Bellhorn (1993-95) [12 games]

HOME RUNS

Game: 2, Todd Faulkner vs. Rutgers (5/21/98)
 2, Josh Etheredge vs. Rutgers (5/23/98)
 2, Scotty Long vs. Florida St. (1967)
 2, Scotty Long vs. Clemson (1967)
 Series: 4, Scotty Long (1967) [4 games]
 4, Todd Faulkner (1998) [5 games]
 Career: 5, Todd Faulkner (1998-01) [16 games]

STOLEN BASES

Game: 2, Javon Moran vs. Clemson (5/31/03)
 2, Pat Keedy vs. Memphis (5/20/78)
 2, Dom Fucci vs. Memphis (5/20/78)
 Series: 3, Javon Moran (2003) [4 games]
 Career: 4, Javon Moran (2001-03) [10 games]

BASES ON BALLS

Game: 3, Justin Bryant vs. Clemson (6/6/10)
 3, Mitch Duke vs. Okla. State (5/29/93)
 Series: 5, Mitch Duke (1993) [3 games]
 5, Dominic Rich (1998) [5 games]

STRIKEOUTS

Game: 4, Kevin Chabot vs. Okla. (5/28/95)
 Series: 12, Kevin Chabot (1995) [5 games]
 Career: 15, Kevin Chabot (1993-95) [9 games]

BATTING AVERAGE

Series [min. 15 AB]: .667, Mark Bellhorn (1994)
 [12-for-18 in 4 games]
 Career [min. 25 AB]: .462, Todd Faulkner
 (1998-01) [30-for-65 in 16 games]

HITTING STREAK

Career: 15, Mailon Kent (1998-01)
 12, Todd Faulkner (1999-01)
 11, Gabe Gross (1999-01)

PITCHING

GAMES PITCHED

Series: 4, Finley Woodward (1995)
 Career: 7, Colter Bean (1996-2000)

GAMES STARTED

Series: 2, Tim Hudson (1997)
 2, Ryan Halla (1995)
 2, John Powell (1994)
 2, Stacy Jones (1987)
 2, Mark Chapman (1987)
 2, Q.V. Lowe (1967)
 2, Hayden Gliemmo (1998)
 Career: 4, Chris Bootcheck (1998-00)

GAMES RELIEVED

Series: 4, Finley Woodward (1995)
 Career: 7, Colter Bean (1996-00)

WINS

Series: 2, Tim Hudson (1997)
 2, John Powell (1994)
 2, Q.V. Lowe (1967)
 Career: 3, John Powell (1993-94)

LOSSES

Series: 2, Scott Roney (1978)
 2, Kevin Knorst (1998)
 Career: 2, Chris Bootcheck (1998-00)
 2, Ryan Halla (1993-95)
 2, Kevin Knorst (1998-00)
 2, Scott Roney (1978)

SAVES

Series: 2, Colter Bean (1998)
 2, Patrick Dunham (1997)
 2, Finley Woodward (1995)
 2, Joe Beckwith (1976)
 Career: 2, Colter Bean (1998)
 2, Patrick Dunham (1997)
 2, Finley Woodward (1995)
 2, Joe Beckwith (1976)

INNINGS PITCHED

Game: 13.0, Q.V. Lowe vs. Clemson (1967)
 Series: 25.0, Q.V. Lowe (1967) [2 games]
 Career: 27.1, Levale Speigner (2000-03) [6 games]

STRIKEOUTS

Game: 14, John Powell vs. Arizona (5/28/93) [9 IP]
 14, Q.V. Lowe vs. Clemson (1967) [13 IP]
 Series: 26, Q.V. Lowe (1967) [2 games]
 22, John Powell (1994) [2 games]
 Career: 36, John Powell (1993-94) [3 games]

BASES ON BALLS

Game: 6, Josh Sullivan vs. Florida State (6/4/05)
 6, Ryan Halla vs. Okla. State (5/29/93)
 Series: 6, Josh Sullivan (2005) [1 game]
 6, Ryan Halla (1993) [1 game]
 6, Tim Hudson (1997) [2 games]
 Career: 13, Ryan Halla (1993-95) [6 gms/23.1 IP]





SEC TOURNAMENT

SEC TOURNAMENT RESULTS

Year	Opponent	Score	Result	Location
1978	Georgia	8-7 [12]	W	Gainesville, Fla.
	Mississippi State	10-7	W	Gainesville, Fla.
	Mississippi State	2-3	L	Gainesville, Fla.
	Mississippi State	8-5	W	Gainesville, Fla.
1980	Vanderbilt	3-2	W	Gainesville, Fla.
	Ole Miss	7-4	W	Gainesville, Fla.
	Vanderbilt	3-16	L	Gainesville, Fla.
	Vanderbilt	0-13	L	Gainesville, Fla.
1986	Alabama	7-8 [11]	L	Baton Rouge, La.
	Georgia	7-11	L	Baton Rouge, La.
1987	LSU	9-8	W	Athens, Ga.
	Kentucky	5-4 [10]	W	Athens, Ga.
	Mississippi State	3-4	L	Athens, Ga.
	LSU	2-4	L	Athens, Ga.
1988	Mississippi State	7-10	L	Starkville, Miss.
	Florida	3-4	L	Starkville, Miss.
1989	Mississippi State	5-3	W	Gainesville, Fla.
	Georgia	8-9	L	Gainesville, Fla.
	LSU	8-5	W	Gainesville, Fla.
	Florida	4-2 [10]	W	Gainesville, Fla.
	Georgia	2-1	W	Gainesville, Fla.
1990	Mississippi State	2-16	L	Hoover, Ala.
	Vanderbilt	3-4	L	Hoover, Ala.
1991	Florida	7-8	L	Baton Rouge, La.
	Kentucky	8-5	W	Baton Rouge, La.
	Miss. State	0-1 [7]	L	Baton Rouge, La.
1992	Florida	0-2	L	New Orleans, La.
	Mississippi State	1-4	L	New Orleans, La.
1993	Alabama	13-4	W	Baton Rouge, La.
	Arkansas	3-1	W	Baton Rouge, La.
	LSU	5-16	L	Baton Rouge, La.
	Mississippi State	10-13 [10]	L	Baton Rouge, La.
1994	Arkansas	3-1 [17]	W	Oxford, Miss.
	Mississippi State	2-1	W	Oxford, Miss.
	LSU	2-3	L	Oxford, Miss.
	Mississippi State	9-5	W	Oxford, Miss.
	LSU	4-5	L	Oxford, Miss.
1995	Mississippi State	0-1	L	Starkville, Miss.
	Ole Miss	10-3	W	Starkville, Miss.
	LSU	5-7	L	Starkville, Miss.
1997	Arkansas	7-3	W	Columbus, Ga.
	LSU	2-5	L	Columbus, Ga.
	Mississippi State	5-4	W	Columbus, Ga.
	Florida	5-17	L	Columbus, Ga.
1998	Alabama	11-8	W	Hoover, Ala.
	Florida	6-4	W	Hoover, Ala.
	Alabama	3-4	L	Hoover, Ala.
	Alabama	9-1	W	Hoover, Ala.
	Arkansas	7-5	W	Hoover, Ala.
1999	LSU	6-2	W	Hoover, Ala.
	Arkansas	3-2	W	Hoover, Ala.
	Arkansas	5-9	L	Hoover, Ala.
	Arkansas	6-9	L	Hoover, Ala.
2000	Florida	2-7	L	Hoover, Ala.
	South Carolina	4-11	L	Hoover, Ala.
2001	Georgia	4-8	L	Hoover, Ala.
	South Carolina	4-5	L	Hoover, Ala.
2002	LSU	1-2	L	Hoover, Ala.
	Arkansas	5-8	L	Hoover, Ala.
2003	Vanderbilt	3-1	W	Hoover, Ala.
	Alabama	5-7	L	Hoover, Ala.
	South Carolina	5-1	W	Hoover, Ala.
	Alabama	3-13 [7]	L	Hoover, Ala.
2010	Alabama	1-7	L	Hoover, Ala.
	South Carolina	3-1 [12]	W	Hoover, Ala.
	Ole Miss	7-10 [10]	L	Hoover, Ala.

2011	South Carolina	3-7	L	Hoover, Ala.
	Georgia	2-3	L	Hoover, Ala.
2012	Florida	1-6	L	Hoover, Ala.
	Georgia	3-2	W	Hoover, Ala.
	South Carolina	3-5	L	Hoover, Ala.
2013	Alabama	3-6	L	Hoover, Ala.

SEC TOURNAMENT RESULTS BY YEAR

Year	Result	W-L	Location
1978	CHAMPIONS	3-1	Gainesville, Fla.
1980	Second	2-2	Gainesville, Fla.
1986	Fourth	0-2	Baton Rouge, La.
1987	Third	2-2	Athens, Ga.
1988	Sixth	0-2	Starkville, Miss.
1989	CHAMPIONS	4-1	Gainesville, Fla.
1990	Tied Fifth	0-2	Hoover, Ala.
1991	Fourth	1-2	Baton Rouge, La.
1992	Tied Seventh	0-2	New Orleans, La.
1993	Third	2-2	Baton Rouge, La. (West)
1994	Second	3-2	Oxford, Miss. (West)
1995	Tied Fourth	1-2	Starkville, Miss. (West)
1997	Fourth	2-2	Columbus, Ga.
1998	CHAMPIONS	4-1	Hoover, Ala.
1999	Third	2-2	Hoover, Ala.
2000	Tied Seventh	0-2	Hoover, Ala.
2001	Tied Seventh	0-2	Hoover, Ala.
2002	Tied Seventh	0-2	Hoover, Ala.
2003	Tied Third	2-2	Hoover, Ala.
2010	Tied Fifth	1-2	Hoover, Ala.
2011	Tied Seventh	0-2	Hoover, Ala.
2012	Tied Seventh	1-2	Hoover, Ala.
2013	Tied Ninth	0-1	Hoover, Ala.

SEC TOURNAMENT RESULTS BY LOCATION

Location	Years	Record	Titles
Athens, Ga.	1	2-2	0
Baton Rouge, La.	3	3-6	0
Columbus, Ga.	1	2-2	0
Gainesville, Fla.	3	9-4	2
Hoover, Ala.	11	10-20	1
New Orleans, La.	1	0-2	0
Oxford, Miss.	1	3-2	0
Starkville, Miss.	2	1-4	0
	23	30-42	3

SEC TOURNAMENT RESULTS BY OPPONENT

Opponent	W-L
Alabama	3-6
Arkansas	5-3
Florida	2-6
Georgia	3-4
Kentucky	2-0
LSU	3-7
Ole Miss	2-1
Mississippi State	6-8
South Carolina	2-4
Tennessee	0-0
Vanderbilt	2-3
22 Tournaments	30-42



SEC TOURNAMENT

AUBURN IN SEC CHAMPIONSHIP SERIES

1948		
Mississippi State	2-6	L
Mississippi State	5-8	L
Mississippi State	3-4	L

1958		
at Alabama	3-2	W
at Alabama	5-4	W
***** CHAMPIONS *****		

1961		
LSU	3-4	L
at LSU	5-6	L

1963		
at Ole Miss	6-7	L
OLE MISS	7-4	W
OLE MISS	6-2	W
***** CHAMPIONS *****		

1964		
OLE MISS	10-9	W
at Ole Miss	0-7	L
at Ole Miss	0-5	L

1965		
at Miss. State	1-10	L
MISS. STATE	3-2	W
MISS. STATE	1-2	L

1967		
at Ole Miss	2-1	W
OLE MISS	9-6	W
***** CHAMPIONS *****		

1976		
at Kentucky	6-7	L
KENTUCKY	6-0	W
KENTUCKY	14-6	W
***** CHAMPIONS *****		

Note: Auburn represented the SEC's Eastern Division in all of its championship series appearances except for 1976, when the Tigers were a member of the SEC West.

AUBURN SEC TOURNAMENT RECORDS

BATTING

GAMES PLAYED

Series:	5, by 27 players
Career:	14, Jay Waggoner (1992-95)
	14, Mike Killimett (1991-94)
	14, Brandon Moore (1991-94)

AT BATS

Game:	8, Mike Killimett vs. Arkansas (5/19/94)
	8, Russell Whittenburg vs. Ark. (5/19/94)
Series:	24, Chris Hart (1989) [5 games]
Career:	59, Jay Waggoner (1992-95) [14 gms]
	59, Brandon Moore (1991-94) [14 gms]

RUNS

Game:	3, Tony Caldwell vs. Ole Miss (5/28/10)
	3, Heath Kelly vs. Arkansas (5/17/98)
	3, Andrew Albrecht vs. Ky. (5/17/91)
	3, Frank Thomas vs. Miss. St. (5/12/88)
	3, Dom Fucci vs. Miss. St. (5/15/78)
Series:	7, Heath Kelly (1998) [5 games]
Career:	11, Andrew Albrecht (1988-91) [12 gms]

HITS

Game:	4, Sean Gamble vs. Arkansas (5/23/02)
	4, Chad Wandall vs. Alabama (5/13/98)
	4, Shawn McNally vs. Ark. (5/19/94)
	4, Brandon Moore vs. Florida (5/13/92)
	4, Trey Gainous vs. Kentucky (5/15/87)
Series:	11, Scott Pratt (1998) [5 games]
Career:	19, Brandon Moore (1991-94) [14 gms]

RBI

Game:	5, Mark Bellhorn vs. LSU (5/20/95)
Series:	8, Mitch Duke (1993) [4 games]
Career:	13, Mark Bellhorn (1993-95) [12 gms]

DOUBLES

Game:	2, Heath Kelly vs. Alabama (5/16/98)
	2, Mailon Kent vs. Alabama (5/16/98)
	2, Brian Alyea vs. Miss. State (5/23/93)
	2, Tony Haney vs. LSU (5/14/87)
	2, Steve Renfroe vs. Vandy (5/13/80)
	2, J.B. Brown vs. Miss. State (5/13/78)
Series:	4, Heath Kelly (1998) [5 games]
Career:	6, Mailon Kent (1998-01) [12 games]

TRIPLES

Game:	1, Chris Christopher vs. Miss. St. (5/23/93)
Series:	1, Chris Christopher (1993) [4 games]
Career:	1, Chris Christopher (1991-93) [9 gms]

HOME RUNS

Game:	2, Frank Thomas vs. Georgia (5/12/89)
	2, Mark Bellhorn vs. LSU (5/20/95)
Series:	2, Todd Faulkner (1998) [5 games]
	2, Mark Bellhorn (1995) [3 games]
	2, Mark Bellhorn (1994) [5 games]
	2, Brandon Moore (1993) [4 games]
	2, Chris Hart (1989) [5 games]
	2, Frank Thomas (1989) [5 games]
	2, Dom Fucci (1978) [4 games]
Career:	4, Frank Thomas (1987-89) [11 games]
	4, Mark Bellhorn (1993-95) [12 games]

STOLEN BASES

Game:	2, Jay Gonzalez vs. Georgia (5/23/12)
	2, Scott Pratt vs. Alabama (5/16/98)
	2, Shawn McNally vs. Ark. (5/19/94)

BASES ON BALLS

Game:	3, Gabe Gross vs. S. Carolina (5/17/01)
	3, Dallan Ruch vs. Miss. State (5/21/94)
	3, Mark Bellhorn vs. Arkansas (5/19/94)
	3, Shawn McNally vs. Ark. (5/19/94)
	3, Alan Mock vs. Ole Miss (5/11/80)
Series:	9, Alan Mock (1980) [4 games]
Career:	13, Mark Bellhorn (1993-95) [12 gms]

STRIKEOUTS

Game:	5, Russell Whittenburg vs. Ark. (5/19/94)
Series:	8, Josh Etheredge (1997) [4 games]
Career:	13, Josh Etheredge (1997-98) [9 games]

BATTING AVERAGE

Series [min. 15 AB]:	.563, Brian Alyea (1993)
[9-for-16 in 4 games]	
Career [min. 25 AB]:	.481, Trey Gainous (1986-87) [13-for-27 in 6 games]

PITCHING

GAMES PITCHED

Series:	4, Reid Roney (1978)
Career:	7, Scott Renner (1987-91)

GAMES STARTED

Series:	2, John Powell (1993)
	2, John Powell (1991)
	2, Phil Deriso (1980)
Career:	6, John Powell (1991-94)

GAMES RELIEVED

Series:	4, Reid Roney (1978)
Career:	6, Jon Hebel (1990-93)

WINS

Series:	2, Kevin Knorst (1998)
	2, Tommy Youngblood (1989)
	2, Gregg Olson (1987)
Career:	2, Colter Bean (1996-00)
	2, Kevin Knorst (1997-98)
	2, Ryan Halla (1993-95)
	2, Mike Ferry (1989-90)
	2, Tommy Youngblood (1987-89)
	2, Gregg Olson (1986-88)
	2, Mark Shiffett (1978-80)

LOSSES

Series:	1, 31 tied with
Career:	2, eight tied with

INNINGS PITCHED

Game:	9.0, Chris Morrison vs. Miss. (5/19/95)
	9.0, Kevin Humphreys vs. MSU (5/20/94)
	9.0, John Powell vs. Arkansas (5/19/94)
Series:	11.0, Tommy Youngblood (1989)
Career:	33.1, John Powell (1991-94)

STRIKEOUTS

Game:	13, John Powell vs. Ark. (5/19/94) [9 IP]
Series:	14, John Powell (1991) [8.0 IP, 2 games]
Career:	47, John Powell (1991-94) [33.1 IP]

BASES ON BALLS

Game:	5, six tied with
Series:	8, Phil Deriso (1980) [9.0 IP, 2 games]
Career:	15, Jon Hebel (1990-93) [13.0 IP]





HONORS & AWARDS

ROTARY SMITH AWARD

1997 Tim Hudson, RHP-OF

ROTARY SMITH AWARD FINALIST

1997 Tim Hudson, RHP-OF
2000 Todd Faulkner, 1B

ALL-AMERICANS (23)

1958 Pat Duke, C (ABCA)
1962 Larry Nichols, CF (ABCA)
1964 Jimmy Barfield, 3B (ABCA)
1967 Q.V. Lowe, P (ABCA)
1978 Dom Fucci, 1B (ABCA)
1987 Gregg Olson, P (BA)
1988 Gregg Olson, P (ABCA, BA)
1989 Frank Thomas, 1B (Consensus)
1993 John Powell, P (ABCA, BA, CB)
1994 Jay Waggoner, 1B (NCBWA)
1995 Mark Bellhorn, SS (BA)
Ryan Halla, P (BA, CB)
Finley Woodward (CB)
1997 Tim Hudson, UT (BA, CB)
1999 Casey Dunn, C (BA, CB)
Brent Schoening (BA, CB)
Chris Bootcheck (CB)
2000 Todd Faulkner, 1B (BA, CB)
Gabe Gross, OF (BA, CB)
2003 Steven Register, P (CB)
2005 John Madden, RP (CB)
2010 Hunter Morris (BA, NCBWA, CB)
Brian Fletcher (NCBWA)

FRESHMEN ALL-AMERICANS (14)

1998 Todd Faulkner (CB)
Hayden Gliemmo (CB, BA, SN)
1999 Gabe Gross (CB, BA)
2000 Bobby Huddleston (BA)
Jonathan Schuerholz (CB-HM)
2001 Javon Moran (CB)
2002 Tug Hulett (CB-HM)
Chuck Jeroloman (CB-HM)
2006 Mike Bianucci (CB, BA)
Luke Greinke (CB)
2008 Grant Dayton (CB)
Brian Fletcher (CB, BA, NCBWA)
Hunter Morris (CB, BA, NCBWA)
2009 Casey McElroy (CB)

ACADEMIC ALL-AMERICANS (9)

1972 Joe Haefner (1st Team)
1981 Robert Sorrell (2nd Team)
1982 Robert Sorrell (1st Team)
1987 David (Rock) Wilson (3rd Team)
1991 Jeff Letherman (1st Team)
1997 Adam Sullivan (2nd Team)
1999 Casey Dunn (1st Team)
2001 Gabe Gross (2nd Team)
2008 Ben Jones (2nd Team)

USA NATIONAL TEAM

1987 Gregg Olson, P
1993 Mark Bellhorn, SS
1993 John Powell, P
1994 Mark Bellhorn, SS
2003 Steven Register, P
2006 Tom Slater, Assistant Coach
2008 Hunter Morris, IF

NATIONAL FRESHMAN OF THE YEAR

1998 Hayden Gliemmo, UT (BA)

ABCA SOUTH REGION COACH OF THE YEAR

1994 Hal Baird

ABCA ALL-SOUTH REGION

1977 Joe Beckwith, P
1978 Dom Fucci, 1B
1982 Doug Gilcrease, SS (2nd)
1985 Paul Foster, OF
Bo Jackson, DH
1986 Paul Foster, OF
1987 Gregg Olson, P (2nd)
1988 Gregg Olson, P
1989 Clark Preble, OF
Frank Thomas, 1B
1990 Tim Edge, C (2nd)
1993 John Powell, P
Cliff Shanks, DH (2nd)
1994 Brandon Moore, SS (2nd)
Jay Waggoner, 1B (2nd)
1995 Mark Bellhorn, SS
Ryan Halla, P
Shawn McNally, OF
Finley Woodward, RP
Chris Morrison, P (2nd)
1997 Tim Hudson, P
Tim Hudson, OF
Casey Dunn, C (2nd)
2000 Todd Faulkner, 1B
Gabe Gross, OF
Chris Bootcheck, P (2nd)
2002 Bobby Huddleston, C
2003 Steven Register, P
Tug Hulett, 2B (2nd)
2005 John Madden, RP
2006 Mike Bianucci, DH
2007 Mike Bianucci, OF (2nd)
2010 Brian Fletcher, OF
Hunter Morris, 1B
Trent Mummy, OF (2nd)

NCBWA DISTRICT III PLAYER OF THE YEAR

2000 Todd Faulkner, 1B

NATIONAL PLAYER OF THE WEEK

2000 Gabe Gross, OF (CB, 2/14)
2001 Gabe Gross, OF (NCBWA, 4/15)
2002 Eric Brandon, RHP (NCBWA, 3/4)
Eric Brandon, RHP (CB, 3/4)
Colby Paxton, RHP (CB, 3/18)
2007 Josh Donaldson, C (CB, 2/12)
2010 Brian Fletcher, OF (NCBWA, 3/1)
Hunter Morris, 1B (NCBWA, 3/22)

SEC PLAYER OF THE YEAR

1997 Tim Hudson, RHP-OF
2010 Hunter Morris, 1B

SEC COACH OF THE YEAR

1937 Dell Morgan
1958 Joe Connally
1963 Paul Nix
1967 Paul Nix
1976 Paul Nix
1978 Paul Nix

ALL-SEC

1951 Bill Letchworth, P
1952 Inman Veal, UT
1954 Jim Pyburn, 3B

Doug Dickey, CF
Paul Susce, P
1955 Doug Dickey, RF
1956 Alton Shell, RF
1957 Rex Frederick, RF
1958 L.F. Lanier, RF
Pat Duke, C
Red Roberts, P
1960 Jim Douglas, 2B
Alan Koch, P
1961 Jim Douglas, 2B
Larry Nichols, OF
1962 Larry Nichols, OF
1963 Jim Bachus, OF
Vic Svetlay, C
Joe Overton, P
1964 Jimmy Martin, 2B
Jim Barfield, 3B
Otis Bibb, UT
Harry Doles, C
Jimmy Crysel, P
1965 Pete McKenzie, 2B
Dink Haire, OF
Harry Doles, C
Monte Sharpe, P
1966 Scotty Long, SS
Frank Fryer, OF
Q.V. Lowe, P
1967 Greg Golden, 3B
Rick Countryman, OF
Q.V. Lowe, P
1968 Frank Baldasare, 1B
George Simmons, OF
1969 John Shafer, SS
1970 Andy Merchant, C
1971 Joe Martin, OF
Andy Merchant, C
1972 Joe Haefner, OF
Andy Merchant, C
1974 Vick Sharek, 3B
Davis May, P
1976 Richie Howard, 3B
Curt Cope, OF
Tommy Marton, C
Joe Beckwith, P
Robert Hudson, P
1977 Joe Beckwith, P
1978 Dom Fucci, 1B
J.B. Brown, 2B
1982 Doug Gilcrease, SS
1985 Paul Foster, OF
1986 Paul Foster, OF
1987 Frank Thomas, 1B
Gregg Olson, P
Rock Wilson, OF
Kevin Henry, 3B (2nd)
1988 Frank Thomas, 1B
Clark Preble, OF
Gregg Olson, P
Kevin Henry, 3B (2nd)
1989 Frank Thomas, 1B
Tommy Youngblood, P
1990 Tim Edge, C
1991 John Powell, P
1992 John Powell, P (2nd)
1993 Mitch Duke, C
John Powell, P
Cliff Shanks, DH (2nd)
1994 Jay Waggoner, 1B
Kevin Chabot, DH (2nd)
Mike Killimett, OF (2nd)
Brandon Moore, SS (2nd)
John Powell, P (2nd)
1995 Mark Bellhorn, SS
Chris Morrison, P
Kevin Chabot, OF (2nd)
Ryan Halla, P (2nd)



HONORS & AWARDS

Jay Waggoner, 1B (2nd)
1996 Josh Etheredge, 1B (2nd)
1997 Casey Dunn, C
 Tim Hudson, P
 Tim Hudson, OF
 Adam Sullivan, OF (2nd)
1998 Todd Faulkner, DH
 Josh Etheredge, OF (2nd)
 Scott Pratt, SS (2nd)
1999 Casey Dunn, C
 Brent Schoening, P
 Mailon Kent, OF (2nd)
2000 Chris Bootcheck, P
 Todd Faulkner, 1B
 Gabe Gross, OF
 Colter Bean, P (2nd)
 Mailon Kent, OF (2nd)
2001 Gabe Gross, OF
 Mailon Kent, OF (2nd)
2002 Bobby Huddleston, DH (2nd)
 Trent Pratt, C (2nd)
2003 Steven Register, P
 Tug Hulet, 2B
 Karl Amonite, 1B (2nd)
 Bobby Huddleston, DH (2nd)
 Javon Moran, OF (2nd)
 Steven Register, P (2nd)
2004 Josh Bell, C
 John Madden, RP
 Clete Thomas, OF (2nd)
2006 Mike Bianucci, DH (1st & FR)
 Luke Greinke, OF (FR)
2007 Mike Bianucci, OF (2nd)
 Robert Brooks, 2B (FR)
2008 David Cunningham, 3B (FR)
 Grant Dayton, SP (FR)
 Brian Fletcher, OF (FR)
 Hunter Morris, 1B (2nd & FR)
2010 Grant Dayton, SP (2nd)
 Brian Fletcher, OF
 Ryan Jenkins, C (2nd)
 Hunter Morris, 1B
 Trent Mummey, OF
 Kevin Patterson, DH
2011 Casey McElroy, SS
 Tony Caldwell, C (2nd)
2012 Ryan Tella, OF (2nd)
2013 Garrett Cooper, 1B (2nd)

SEC ALL-EASTERN
DIVISION

1961 Jack Anderson, 1B
 Jim Douglas, 2B
 Larry Nichols, OF
 Jim Boyd, Pp
1962 Wayne Fowler, UT
 Larry Nichols, OF
 Joe Overton, P
1963 Otis Bibb, SS
 Jim Bachus, CF
 Vic Svetley, C
 Joe Overton, P
1964 Jimmy Martin, 2B
 Jim Barfield, 3B
 Otis Bibb, SS
 Jim Bachus, OF
 Dink Haire, OF
 Harry Doles, C
 Jim Crysel, P
1965 Pete McKenzie, 2B
 Dink Haire, OF
 Frank Fryer, OF
 Harry Doles, C
 Monte Sharpe, P
1966 Ralph Wells, 3B
 Scotty Long, SS

Frank Fryer, OF
 Q.V. Lowe, P
1967 Pete McKenzie, 2B
 Greg Golden, 3B
 Scotty Long, UT
 Rick Countryman, OF
 Q.V. Lowe, P
1968 Frank Baldasare, 1B
 Greg Golden, 3B
 George Simmons, OF
1969 John Shafer, SS
 Andy Merchant, C
1970 Pete Rancont, SS
 Andy Merchant, C
1971 Pete Rancont, SS
 Joey Martin, OF
 Andy Merchant, C
 Earl Nance, P
1972 Joe Haefner, OF
 Andy Merchant, C
1973 Vic Sharek, 3B
 Mark Hatchett, OF
1974 Vic Sharek, 3B
 David May, P

SEC ALL-WESTERN DIVISION

1976 Dave Duffner, 1B
 Mickey Miller, 2B
 Richie Howard, 3B
 Curt Cope, OF
 Tommy Morton, C
 Joe Beckwith, P
 Robert Hudson, P
1977 John Trageser, C
 Joe Beckwith, P
1978 Dom Fucci, 1B
 J.B. Brown, 2B
 Pat Keedy, SS
1979 Dom Fucci, 1B
 Robert Sorrell, OF
1980 Steve Renfro, OF
1981 Johnny Tutt, OF
1982 Doug Gilcrease, SS
 David Magentale, OF
1985 Paul Foster, OF

ACADEMIC ALL-SEC

1971 Jack Baker, 1B
 Pete Rancont, SS
 Earl Nance, P
1972 Joe Haefner, LF
1973 Bill Lawrence, P
1974 Vic Sharek, 3B
1975 Dennis Bailey, CF
1976 Robert Hudson, P
1977 Robert Hudson, P
1979 Lynn Humphries, P
1981 Alan Mock, 2B
 Robert Sorrell, OF
1982 Russell Smith, 2B
 Robert Sorrell, OF
 Sam Sasso, OF
 Gary Smith, P
1983 Russell Smith, 2B
1985 Scott Tillery
 Rock Wilson
1986 Tony Haney
 Rock Wilson
1987 Tony Haney
 Rock Wilson
1988 Tony Haney
 Clark Preble
1989 Derek Crownover
 Jeff Leatherman
 Clark Preble

Tommy Youngblood
1990 Mickey Tomey, C
 Jeff Leatherman
 John Moorer
 Todd O'Donnell
1991 Tommy Carter
 Mark Fuller, P
 Jon Hebel, P
 Jeff Leatherman
 Todd O'Donnell
1992 Mark Fuller, P
 Todd O'Donnell
 Mickey Tomey, C
1993 Jason Johnson, P
 Jay Waggoner, 3B
1994 Jay Waggoner, 1B
 Russell Whittenburg, OF
1995 Todd Gober, P
 Jason LeBoeuf, P
1996 Elliot Brown, P
 Kirby Clark, C
 Adam Sullivan, OF
1997 Stephen Chambliss, IF
 Casey Dunn, C
 Adam Sullivan, OF
 Patrick Wootton, C
1998 Tucker Dearth, OF
 Casey Dunn, C
 George Jones, P
 Kevin Knorst, P
 Derek Reif, OF
1999 Tucker Dearth, OF
 Casey Dunn, C
 Todd Faulkner, 1B
 Mailon Kent, OF
 Derek Reif, OF
 Joseph Zanthos, OF
2000 Tucker Dearth, 1B
 Todd Faulkner, 1B
 Gabe Gross, OF
 Mailon Kent, OF
 Kevin Knorst, P
 Lynn Shoop, OF
 Joseph Zanthos, 1B
2001 Gabe Gross, OF
 Mailon Kent, OF
 Kevin Knorst, P
 Lynn Shoop, OF
 Joseph Zanthos, 1B
2002 Gabe Gross, OF
 Mailon Kent, OF
 Lynn Shoop, OF
 Trent Wilson, OF
2003 Colby Paxton, P
 Scott Schade, 3B
 Josh Todd, IF
2004 Grant Cardwell, P
 Lee Carter, P
 Arnold Hughey, P
 Nick Hulling, C
 Colby Paxton, P
2005 Ted Bryant, P
 Grant Cardwell, P
 Chris Dennis, P
 Mike Hnytko, C
 Derek Sain, OF
2006 Josh Blake, P
 Grant Cardwell, P
 Andrew Hall, P
 Clarence Nicely, P
2007 Josh Blake, P
 Blake Carver, P
 Chris Dennis, P
 Ben Jones, OF
 Philip Stringer, IF
2008 Paul Burnside, P
 Evan Crawford, P





HONORS & AWARDS

- Jamie Drinkard, OF
- Michael Hurst, P
- Ben Jones, OF
- 2009** Justin Hargett, IF
- Austin Hubbard, P
- Michael Hurst, P
- Jon Luke Jacobs, P
- Ryan Jenkins, C
- Ben Jones, OF
- Cory Luckie, P
- Chris O'Neil, P
- Kevin Patterson, OF
- 2010** Zach Blatt
- Dan Gamache
- Justin Hargett
- Austin Hubbard
- Jon Luke Jacobs
- Cory Luckie
- Hunter Morris
- Chris O'Neil
- Kevin Patterson
- 2011** Brooks Beisner
- Zach Blatt
- Caleb Bowen
- Justin Hargett
- Jon Luke Jacobs
- Cory Luckie
- Chris O'Neil
- Kevin Patterson
- Patrick Savage
- Mitchell Self
- Derek Varnadore
- 2012** Bobby Andrews
- Zach Blatt
- Jon Luke Jacobs
- Cory Luckie
- Patrick Savage
- Mitchell Self
- Creede Simpson
- Derek Varnadore
- 2013** Bobby Andrews
- Zach Blatt
- Cameron Blinka
- Trey Cochran-Gill
- Jordan Ebert
- Sam Gillikin
- Cole Lipscomb
- Michael O'Neal
- Dillon Ortman
- Kody Ortman
- Patrick Savage
- Mitchell Self

SEC PLAYER OF THE WEEK

- 1987** Tony Haney (3/23)
- Frank Thomas (4/7)
- 1988** Jeff Livesey (3/22)
- 1989** Clark Preble (4/17)
- 1990** Todd O'Donnell (4/2)
- Tim Edge (4/10)
- 1991** Brannen Veal (3/18)
- Andrew Albrecht (3/25)
- 1995** Shawn McNally (5/8)
- 1996** Josh Etheredge (4/1)
- 1997** Josh Etheredge (5/5)
- 1999** Jamie Kersh (3/29)
- Casey Dunn (5/17)
- 2000** Gabe Gross (3/20)
- Todd Faulkner (5/15)
- 2001** Gabe Gross (2/12)
- Gabe Gross (4/16)
- Mailon Kent (4/23)
- Mailon Kent (5/14)
- 2002** Trent Pratt (5/13)
- 2003** Josh Bell (2/17)
- Bobby Huddleston (3/3)

- Tug Hulett (3/24)
- 2005** Josh Bell (3/28)
- 2006** Mike Bianucci (2/20)
- 2007** Mike Bianucci (2/26)
- 2010** Brian Fletcher (3/1)
- Hunter Morris (3/22)
- Justin Fradejas (4/12)
- Hunter Morris (4/26)
- Trent Mummey (5/3)
- 2011** Casey McElroy (3/21)
- 2012** Ryan Tella (3/26)
- Blake Austin (4/29)
- 2013** Damek Tomscha (5/6)

SEC PITCHER OF THE WEEK

- 1989** Tommy Youngblood (5/8)
- 1991** John Powell (4/29)
- 1992** Mark Fuller (5/4)
- 1993** John Powell (4/19)
- 1994** John Powell (5/2)
- 1995** Ryan Halla (4/3)
- Chris Morrison (4/24)
- 1997** Tim Hudson (3/31)
- 1998** Hayden Gliemmo (4/6)
- 2000** Colter Bean (3/27)
- Colter Bean (4/17)
- 2001** Hayden Gliemmo (4/2)
- 2002** Eric Brandon (3/4)
- Colby Paxton (3/18)
- 2005** Josh Sullivan (3/14)
- 2008** Bryan Woodall (3/24)
- 2012** Derek Varnadore (2/20)
- 2013** Conner Kendrick (5/20)

SEC FRESHMAN OF THE WEEK

- 2007** Taylor Thompson (4/9)
- 2008** Grant Dayton (5/5)
- 2011** Dillon Ortman (4/11)
- 2013** Jordan Ebert (5/13)

NCAA REGIONAL TOURNAMENT MVP

- 1994** John Powell, P
- 1997** Tim Hudson, P-OF
- 1999** Mailon Kent, OF

NCAA REGIONAL ALL-TOURNAMENT

- 1987** Rock Wilson, OF
- 1989** Joe Siwa, C
- Frank Thomas, 1B
- 1993** John Powell, P
- Cliff Shanks, DH
- 1994** Robert Lewis, C
- Mark Bellhorn, 2B
- Mike Killimett, OF
- Dallan Ruch, DH
- John Powell, P
- 1995** Mark Bellhorn, SS
- Kirby Clark, C
- Ryan Halla, P
- Mark Weeks, 3B
- 1997** Josh Etheredge, DH
- Bryan Hebson, P
- Tim Hudson, P
- Jamie Kersh, 1B
- Rob Macrory, 2B
- Adam Sullivan, OF
- Chad Wandall, 3B
- 1998** Josh Etheredge, OF
- Todd Faulkner, 1B
- Heath Kelly, 2B
- Scott Pratt, SS

- Brent Schoening, P
- 1999** Casey Dunn, C
- Todd Faulkner, 1B
- Dominic Rich, 2B
- Mailon Kent, OF
- Hayden Gliemmo, P
- 2000** Todd Faulkner, 1B
- Gabe Gross, OF
- 2001** Eric Brandon, P
- Todd Faulkner, 1B
- Gabe Gross, OF
- Jonathan Schuerholz, SS
- 2003** Javon Moran, OF
- Colby Paxton, OF
- Scott Schade, 3B
- 2005** Karl Amonite, 1B
- Josh Donaldson, 3B
- Bruce Edwards, OF
- Tyler Johnstone, 2B
- Clete Thomas, OF
- 2010** Justin Fradejas, OF
- Ryan Jenkins, C
- Hunter Morris, 1B
- Trent Mummey, DH

SEC ALL-TOURNAMENT

- 1978** Dom Fucci, 1B
- J.B. Brown, 2B
- Bo Fucci, DH
- 1980** Johnny Tutt, OF
- Darrell Wilkes, OF
- John Metasavage, DH
- 1986** Trey Gainous, OF
- Pat Bailey, UT
- 1987** Kevin Henry, 3B
- Trey Gainous, OF
- 1989** Chris Hart, OF
- Jeff Leatherman, 2B
- Clark Preble, OF
- Frank Thomas, 1B
- Tommy Youngblood, P
- 1993** Brian Alyea, 1B
- Mitch Duke, C
- 1994** Mark Bellhorn, 2B
- Ryan Halla, P
- Shawn McNally, 3B
- John Powell, P
- Frank Sanders, OF
- 1995** Mark Bellhorn, SS
- 1997** Kevin Knorst, P
- 1998** Hayden Gliemmo, OF
- Heath Kelly, 2B
- Chad Wandall, 3B
- 1999** Mailon Kent, OF
- 2003** Bobby Huddleston, C
- Arnold Hughey, P
- Javon Moran, OF



AUBURN IN MLB

JACK BAKER

Year	Team	G	Avg	AB	R	H	RBI	2B	3B	HR
1976	Boston	12	.130	23	1	3	2	0	0	1
1977	Boston	2	.000	3	0	0	0	0	0	0
Totals (2 years)		14	.115	26	1	3	2	0	0	1

SAM BARNES

Year	Team	G	Avg	AB	R	H	RBI	2B	3B	HR
1921	Detroit	7	.182	11	2	2	0	1	0	0

COLTER BEAN

Year	Team	G/GS	W-L	SV	FRA	IP	H	BB	SO
2005	N.Y. (AL)	1/0	0-0	0	4.50	2.0	1	2	2
2006	N.Y. (AL)	2/0	0-0	0	9.00	2.0	2	2	1
2007	N.Y. (AL)	3/0	0-1	0	12.00	3.0	5	5	2
Totals (3 years)		6/0	0-1	0	9.00	7.0	8	9	5

JOE BECKWITH

Year	Team	G/GS	W-L	SV	ERA	IP	H	BB	SO
1979	LA (NL)	17/0	1-2	2	4.38	37.0	42	15	28
1980	LA (NL)	38/0	3-3	0	1.95	60.0	60	23	40
1982	LA (NL)	19/1	2-1	1	2.70	40.0	38	14	33
1983	LA (NL)	42/3	3-4	1	3.55	71.0	73	35	50
1984	Kansas City	49/1	8-4	2	3.40	100.2	92	25	75
1985	Kansas City	49/0	1-5	1	4.07	95.0	99	32	80
1986	LA (NL)	15/0	0-0	0	6.87	18.1	28	6	13
Totals (7 years)		229/5	18-19	7	3.54	422.0	432	150	319

MARK BELLHORN

Year	Team	G	Avg	AB	R	H	RBI	2B	3B	HR
1997	Oakland	68	.228	224	33	51	19	9	1	6
1998	Oakland	11	.083	12	1	1	1	1	0	0
2000	Oakland	9	.154	13	2	2	0	0	0	0
2001	Oakland	38	.135	74	11	10	4	1	2	1
2002	Chi. (NL)	146	.258	445	86	115	56	24	4	27
2003	Chi./Colo.	99	.221	249	27	55	26	10	1	2
2004	Boston	138	.264	523	93	138	82	37	3	17
2005	Bos./N.Y. (AL)	94	.210	300	43	63	30	20	0	8
2006	San Diego	115	.190	253	26	48	27	11	2	8
2007	Cincinnati	13	.071	14	2	1	1	0	0	0
Totals (10 years)		731	.230	2107	324	484	246	113	13	69

CHRIS BOOTCHECK

Year	Team	G/GS	W-L	SV	ERA	IP	H	BB	SO
2003	Anaheim	4/1	0-1	0	9.58	10.1	16	6	7
2005	Anaheim	5/2	0-1	1	3.38	18.2	19	4	8
2006	Anaheim	7/0	0-1	0	10.45	10.1	16	9	7
2007	Anaheim	51/0	3-3	0	4.77	77.1	81	24	56
2008	Anaheim	10/0	0-1	0	10.13	16.0	30	12	14
2009	Pittsburgh	13/0	0-0	0	11.05	14.2	16	9	13
2013	N.Y. (AL)	1/0	0-0	0	9.00	1.0	2	2	1
Totals (7 years)		91/3	3-7	1	8.33	148.1	180	66	106

SOL CARTER

Year	Team	G/GS	W-L	SV	ERA	IP	H	BB	SO
1931	Philadelphia	2/0	0-0	0	19.29	2.1	1	4	1

JUSTIN CHRISTIAN

Year	Team	G	Avg	AB	R	H	RBI	2B	3B	HR
2008	N.Y. (AL)	24	.250	40	6	10	6	3	0	0
2011	San Fran.	18	.255	47	6	12	4	5	0	0
2012	San Fran.	34	.125	56	6	7	2	1	0	0
Totals (3 years)		76	.203	143	18	29	12	9	0	0

EVAN CRAWFORD

Year	Team	G/GS	W-L	SV	ERA	IP	H	BB	SO
2012	Toronto	10/0	0-0	0	6.75	8.0	10	4	5

JOSH DONALDSON

Year	Team	G	Avg	AB	R	H	RBI	2B	3B	HR
2010	Oakland	14	.156	32	1	5	4	1	0	1
2012	Oakland	75	.241	274	34	66	33	16	0	9
2013	Oakland	158	.301	579	89	174	93	37	3	24
Totals (3 years)		247	.277	884	124	245	130	54	3	34

CHARLIE GIBSON

Year	Team	G	Avg	AB	R	H	RBI	2B	3B	HR
1924	Philadelph	12	.133	15	1	2	1	0	0	0

GEORGE GRANT

Year	Team	G/GS	W-L	SV	FRA	IP	H	BB	SO
1923	St. Louis (AL)	4/0	0-0	0	5.19	8.2	15	3	2
1924	St. Louis (AL)	21/2	1-2	0	6.26	50.1	67	25	11
1925	St. Louis (AL)	12/0	0-2	0	6.06	16.1	26	8	7
1927	Cleveland	25/3	4-6	1	4.46	74.2	85	40	19
1928	Cleveland	28/18	10-8	0	5.04	155.1	196	76	39
1929	Cleveland	12/0	0-2	0	10.50	24.0	41	23	5
1931	Pittsburgh	11/0	0-0	0	7.41	17.0	28	7	6
Totals (7 years)		113/23	15-20	1	5.64	346.1	458	182	89

IVY GRIFFIN

Year	Team	G	Avg	AB	R	H	RBI	2B	3B	HR
1919	Philadelphia	17	.294	68	5	20	6	2	2	0
1920	Philadelphia	129	.238	467	46	111	20	15	1	0
1921	Philadelphia	39	.320	103	14	33	13	4	2	0
Totals (3 years)		185	.257	638	65	164	39	21	5	0

GABE GROSS

Year	Team	G	Avg	AB	R	H	RBI	2B	3B	HR
2004	Toronto	44	.209	129	18	27	16	4	0	3
2005	Toronto	40	.250	92	11	23	7	4	1	1
2006	Milwaukee	117	.274	208	42	57	38	15	0	9
2007	Milwaukee	93	.235	183	28	43	24	12	2	7
2008	Mil/Tampa	143	.238	345	46	82	40	16	3	13
2009	Tampa	115	.227	282	31	64	36	16	1	6
2010	Oakland	105	.239	222	27	53	25	11	1	1
Totals (7 years)		657	.239	1461	203	349	186	78	8	40

JOSH HANCOCK

Year	Team	G/GS	W-L	SV	FRA	IP	H	BB	SO
2002	Boston	3/1	0-1	0	3.68	7.1	5	2	6
2003	Philadelphia	2/0	0-0	0	3.00	3.0	2	0	4
2004	Cin./Phil	16/11	5-2	0	5.09	63.2	73	28	36
2005	Cincinnati	11/0	1-0	0	1.93	14.0	11	1	5
2006	St. Louis	62/0	3-3	1	4.09	77.0	70	23	50
2007	St. Louis	8/0	0-1	0	3.55	12.2	14	5	9
Totals (6 years)		102/12	9-7	1	4.20	177.2	175	59	110

BRYAN HEBSON

Year	Team	G/GS	W-L	SV	FRA	IP	H	BB	SO
2003	Montreal	2/0	0-0	0	13.50	2.0	4	1	1

BILLY HITCHCOCK (PLAYER)

Year	Team	G	Avg	AB	R	H	RBI	2B	3B	HR
1942	Detroit	85	.211	280	27	59	29	8	1	0
1946	Det./Wash.	101	.210	357	27	75	25	8	3	0
1947	St. Louis (AL)	80	.222	275	25	61	28	2	2	1
1948	Boston (AL)	49	.298	124	15	37	20	3	2	1
1949	Boston (AL)	55	.204	147	22	30	9	6	1	0
1950	Phila. (AL)	115	.273	399	35	109	54	22	5	1
1951	Phila. (AL)	77	.306	222	27	68	36	10	4	1
1952	Phila. (AL)	119	.246	407	45	100	56	8	4	1
1953	Detroit	22	.211	38	8	8	0	0	0	0
Totals (9 years)		703	.243	2249	231	547	257	67	22	5

BILLY HITCHCOCK (MANAGER)

Year	Team	W-L	Pct.	Finish
1960	Detroit	1-0	1.000	6th
1962	Baltimore	77-85	.475	7th
1963	Baltimore	86-76	.531	4th
1966	Atlanta	33-18	.647	5th
1967	Atlanta	77-82	.484	7th
Totals (5 years)		274-261	.512	

JIMMY HITCHCOCK

Year	Team	G	Avg	AB	R	H	RBI	2B	3B	HR
1938	Boston (NL)	28	.171	76	2	13	7	0	0	0

TIM HUDSON

Year	Team	G/GS	W-L	SV
------	------	------	-----	----



AUBURN IN MLB

GREGG OLSON

Year	Team	G/GS	W-L	SV	FRA	IP	H	BB	SO
1988	Baltimore	10/0	1-1	0	3.27	11.0	10	10	9
1989	Baltimore	64/0	5-2	27	1.69	85.0	57	46	90
1990	Baltimore	64/0	6-5	37	2.42	74.1	57	31	74
1991	Baltimore	72/0	4-6	31	3.18	73.2	74	29	72
1992	Baltimore	60/0	1-5	36	2.05	61.1	46	24	58
1993	Baltimore	50/0	0-2	29	1.60	45.0	37	18	44
1994	Atlanta	16/0	0-2	1	9.20	14.2	19	13	10
1995	Cle./K.C.	23/0	3-3	3	4.09	33.0	28	19	21
1996	Det./Hou.	52/0	4-0	8	4.99	52.1	55	35	37
1997	Minn./K.C.	45/0	4-3	1	5.58	50.0	58	28	34
1998	Arizona	64/0	3-4	30	3.01	68.2	56	25	55
1999	Arizona	61/0	9-4	14	3.71	60.2	54	25	45
2000	LA (N.L.)	13/0	0-1	0	5.09	17.2	21	7	15
2001	LA (N.L.)	28/0	0-1	0	8.03	24.2	26	20	24
Totals (14 years)		622/0	40-39	217	3.46	672.0	598	330	588

JIMMY OUTLAW

Year	Team	G	Avg	AB	R	H	RBI	2B	3B	HR
1937	Cincinnati	49	.273	165	18	45	11	7	3	0
1938	Cincinnati	4	----	0	1	0	0	0	0	0
1939	Boston (NL)	65	.263	133	15	35	5	2	0	0
1943	Detroit	20	.269	67	8	18	6	1	0	1
1944	Detroit	139	.273	535	69	146	57	20	6	3
1945	Detroit	132	.271	446	56	121	34	16	5	0
1946	Detroit	92	.261	299	36	78	31	14	2	2
1947	Detroit	70	.228	127	20	29	15	7	1	0
1948	Detroit	74	.283	198	33	56	25	12	0	0
1949	Detroit	5	.250	4	1	1	0	0	0	0
Totals (10 years)		650	.268	1974	257	529	184	79	17	6

RAY PRIM

Year	Team	G/GS	W-L	SV	FRA	IP	H	BB	SO
1933	Washington	2/1	0-1	0	3.14	14.1	13	2	6
1934	Washington	8/1	0-2	0	6.75	14.2	19	8	3
1935	Philadelphia	29/6	3-4	0	5.77	73.1	110	15	27
1943	Chicago (NL)	29/5	4-3	1	2.55	60.0	67	14	27
1945	Chicago (NL)	34/19	13-8	2	2.40	165.1	142	23	88
1946	Chicago (NL)	14/2	2-3	1	5.79	23.1	28	10	10
Totals (6 years)		116/34	22-21	4	3.56	351.0	379	72	161

JIM PYBURN

Year	Team	G	Avg	AB	R	H	RBI	2B	3B	HR
1955	Baltimore	39	.204	98	5	20	7	2	2	0
1956	Baltimore	84	.173	156	23	27	11	3	3	2
1957	Baltimore	35	.225	40	8	9	2	0	0	1
Totals (3 years)		158	.190	294	36	56	20	5	5	3

STEVEN REGISTER

Year	Team	G/GS	W-L	SV	FRA	IP	H	BB	SO
2008	Colorado	10/0	0-0	0	9.00	10.0	13	6	8
2009	Philadelphia	1/0	0-0	0	4.50	2.0	3	1	1
Totals (2 years)		11/0	0-0	0	8.25	12.0	16	7	9

DAVID ROSS

Year	Team	G	Avg	AB	R	H	RBI	2B	3B	HR
2002	Los Angeles	8	.200	10	2	2	2	1	0	1
2003	Los Angeles	40	.258	124	19	32	18	7	0	10
2004	Los Angeles	70	.170	165	13	28	15	3	1	5
2005	Pitt./S.D.	51	.240	125	11	30	15	8	1	3
2006	Cincinnati	90	.255	247	37	63	52	15	1	21
2007	Cincinnati	112	.203	311	32	63	39	10	0	17
2008	Cin./Boston	60	.225	142	18	32	13	9	0	3
2009	Atlanta	54	.273	128	18	35	20	9	0	7
2010	Atlanta	59	.289	121	15	35	28	13	2	2
2011	Atlanta	52	.263	152	14	40	23	7	0	6
2012	Atlanta	62	.256	176	18	45	23	7	0	9
2013	Boston	36	.216	102	11	22	10	5	0	4
Totals (12 years)		694	.237	1803	108	427	258	94	5	88

BEN SANKEY

Year	Team	G	Avg	AB	R	H	RBI	2B	3B	HR
1929	Pittsburgh	2	.143	7	1	1	0	0	0	0
1930	Pittsburgh	13	.167	30	6	5	0	0	0	0
1931	Pittsburgh	57	.227	132	14	30	14	2	5	0
Totals (3 years)		72	.213	169	21	36	14	2	5	0

ED SHERLING

Year	Team	G	Avg	AB	R	H	RBI	2B	3B	HR
1924	Philadelphia	4	.500	2	2	1	0	1	0	0

RED SMITH

Year	Team	G	Avg	AB	R	H	RBI	2B	3B	HR
1911	Brooklyn	28	.261	111	10	29	19	6	1	0
1912	Brooklyn	128	.286	486	75	139	57	28	6	4
1913	Brooklyn	151	.296	540	70	160	76	40	10	6
1914	Brook/Bos.	150	.272	537	69	146	85	27	9	7
1915	Boston	157	.264	549	66	145	65	34	4	2
1916	Boston	150	.259	509	48	132	60	16	10	3
1917	Boston	147	.295	505	60	149	62	31	6	2
1918	Boston	119	.298	429	55	128	65	20	3	2
1919	Boston	87	.245	241	24	59	25	6	0	1
Totals (9 years)		1117	.278	3907	477	1087	514	208	49	27

LEVALE SPEIGNER

Year	Team	G/GS	W-L	SV	FRA	IP	H	BB	SO
2007	Washington	19/6	2-3	0	8.78	40.0	58	23	19
2008	Washington	7/0	0-1	0	11.25	8.0	13	6	1
Totals (2 years)		26/6	2-4	0	9.19	48.0	71	29	20

SCOTT SULLIVAN

Year	Team	G/GS	W-L	SV	FRA	IP	H	BB	SO
1995	Cincinnati	3/0	0-0	0	4.91	3.2	4	2	2
1996	Cincinnati	7/0	0-0	0	2.25	8.0	7	5	3
1997	Cincinnati	59/0	5-3	1	3.24	97.1	79	30	96
1998	Cincinnati	67/0	5-5	1	5.21	102.0	98	36	86
1999	Cincinnati	79/0	5-4	3	3.01	113.2	88	47	78
2000	Cincinnati	79/0	3-6	3	3.47	106.1	87	38	96
2001	Cincinnati	79/0	7-1	0	3.31	103.1	94	36	82
2002	Cincinnati	71/0	6-5	1	6.06	78.2	93	31	78
2003	Cin./Chi. (AL)	65/0	6-0	0	3.66	64.0	48	32	56
2004	Kansas City	49/0	3-4	0	4.77	60.1	73	24	45
Totals (10 years)		558/0	40-28	9	3.98	737.1	670	281	622

STUART TATE

Year	Team	G/GS	W-L	SV	FRA	IP	H	BB	SO
1989	San Francisco	2/0	0-0	0	3.38	2.2	3	0	4

CLETE THOMAS

Year	Team	G	Avg	AB	R	H	RBI	2B	3B	HR
2008	Detroit	40	.284	116	7	33	9	9	1	1
2009	Detroit	102	.240	275	46	66	39	13	3	7
2012	Det./Minn.	15	.142	28	3	4	4	1	0	1
2013	Minn.	92	.214	290	39	62	13	15	0	4
Totals (4 years)		249	.233	709	95	165	65	38	4	13

FRANK THOMAS

Year	Team	G	Avg	AB	R	H	RBI	2B	3B	HR
1990	Chicago (AL)	60	.330	191	39	63	31	11	3	7
1991	Chicago (AL)	158	.318	559	104	178	109	31	2	32
1992	Chicago (AL)	160	.323	573	108	185	115	46	2	24
1993	Chicago (AL)	153	.317	549	106	174	128	36	0	41
1994	Chicago (AL)	113	.353	399	106	141	101	34	1	38
1995	Chicago (AL)	145	.308	493	102	152	111	27	0	40
1996	Chicago (AL)	141	.349	527	110	184	134	26	0	40
1997	Chicago (AL)	146	.347	530	110	184	125	35	0	35
1998	Chicago (AL)	160	.265	585	109	155	109	35	2	29
1999	Chicago (AL)	135	.305	86	74	148	77	36	0	15
2000	Chicago (AL)	159	.328	582	115	191	143	44	0	43
2001	Chicago (AL)	20	.221	68	8	15	10	3	0	4
2002	Chicago (AL)	148	.252	523	77	132	92	29	1	28
2003	Chicago (AL)	153	.267	546	87	146	105	35	0	42
2004	Chicago (AL)	74	.271	240	53	65	49	16	0	18
2005	Chicago (AL)	34	.219	105	19	23	26	3	0	12
2006	Oakland	137	.270	466	77	126	114	11	0	39
2007	Toronto	155	.277	531	63	147	95	30	0	26
2008	Tor./Oak	71	.240	246	27	59	30	7	1	8
Totals (18 years)		2322	.301	8199	1494	2468	1704	495	12	521

COOT VEAL

Year	Team	G	Avg	AB	R	H	RBI	2B	3B	HR
1958										



AUBURN IN MLB DRAFT

YEAR	PLAYER, POS.	ROUND	CLUB
1965	Monte Sharp, LHP	22	Milwaukee
	Scott Long, SS*	52	Houston
1966	Edward Long, SS*	5	NY Yankees
	Ralph Wells, 3B	40	Atlanta
1967	Ray Cox, C	13	Cleveland
	Q.V. Lowe, RHP	19	Chicago Cubs
	George McKenzie, 2B	33	Detroit
1968	Michael Peden, C	18	Oakland
	Thomas Smith, RHP	2	Oakland
	Richard Nance, LHP*	2	Milwaukee
1970	Rick Eisenacher, RHP*	6	Baltimore
	Earl Nance, LHP*	3	Chicago White Sox
1971	Rick Eisenacher, RHP*	5	Detroit
	Ken Dempsey, OF	3	Minnesota
	Earl Nance, LHP	2	Boston
	Rick Eisenacher, RHP*	5	Minnesota
	Jack Baker, RHP	26	Boston
1975	James Handley, RHP	19	Chicago White Sox
	Davis May, RHP	24	Minnesota
1976	Terry Leach, RHP*	7	Boston
	Joe Beckwith, RHP*	12	Cleveland
	Ritchie Howard, 3B	28	Pittsburgh
1977	Joe Beckwith, RHP	2	Los Angeles
1978	Dom Fucci, 1B-OF*	6	Chicago White Sox
1979	Dom Fucci, 1B	5	Chicago White Sox
	Pat Keedy, 2B	5	California
	Steve Renfro, OF*	7	California
1980	Phil Deriso, LHP*	10	Montreal
	Mark Shifflett, LHP*	12	San Francisco
1981	John Tutt, OF	8	Baltimore
	Phil Deriso, LHP	18	Cleveland
	Mark Shifflett, LHP	27	New York Yankees
1982	Doug Gilcrease, SS	7	Kansas City
	Darryl Wilks, OF-1B	11	Cincinnati
	John Metasavage, 3B	25	New York Mets
	Dave Heath, C	26	California
1983	Bob Berry, 3B	36	Atlanta
1984	Stu Tate, RHP	8	San Francisco
1985	Tim McLain, RHP	7	Seattle
	Tim Lemons, 1B-RHP	13	Kansas City
	Bo Jackson, OF*	20	California
1986	Bo Jackson, OF	4	Kansas City
	Paul Foster, OF	26	Detroit
	David Plumb, C	26	Atlanta
1987	Mark Chapman, RHP	18	Milwaukee
1988	Gregg Olson, RHP	1	Baltimore
	Stacy Jones, RHP	3	Baltimore
	Jeff Livesey, C	13	New York Yankees
	David Adams, RHP*	29	St. Louis
	Ed Ohman, RHP	46	Texas
1989	Frank Thomas, 1B	1	Chicago White Sox
1990	Mike Ferry, RHP	4	Cincinnati
	Chris Hart, OF	5	Oakland
	Tim Edge, C	6	Pittsburgh
	Brad Halman, RHP	35	Detroit
	Tommy Carter, LHP	7	New York Yankees
1991	Andy Albrecht, OF	13	New York Yankees
	Brad Parker, 3B	34	Oakland
	Jeff Leatherman, 1B	47	Pittsburgh
	Scott Sullivan, RHP*	39	Milwaukee
1992	Scott Sullivan, RHP	2	Cincinnati
	Chris Christopher, OF	12	St. Louis
	John Powell, RHP*	13	New York Mets
	Jason Johnson, RHP	19	Colorado
	Jan Hebel, RHP	29	Cincinnati
1994	John Powell, RHP	9	Texas
	Frank Sanders, OF*	14	Seattle
	Brandon Moore, SS	17	Chicago White Sox
	Shawn McNally, RHP*	53	NY Mets
1995	Mark Bellhorn, SS	2	Oakland
	Shawn McNally, OF	13	St. Louis
	Jay Waggoner, 1B	23	Detroit
	Chris Morrison, RHP	34	Oakland
1996	Elliot Brown, RHP	6	Tampa Bay
	Kirby Clark, C	33	Philadelphia
1997	Bryan Hebson, RHP	1	Montreal
	Patrick Dunham, RHP	3	Seattle
	Tim Hudson, RHP	6	Oakland
	Finley Woodward, RHP	10	St. Louis
	Rob Macrory, 2B	12	St. Louis
1998	Scott Pratt, SS	3	Cleveland
	Heath Kelly, 2B	15	Florida
	Josh Etheredge, OF	17	Colorado

YEAR	PLAYER, POS.	ROUND	CLUB
1999	Brent Schoening, RHP	5	Minnesota
	Casey Dunn, C	15	Kansas City
	Chad Wandall, SS	21	Minnesota
	Brad Weis, LHP	28	Minnesota
	Paul Turco, SS	39	San Francisco
2000	Chris Bootcheck, RHP	1	Anaheim
	Dominic Rich, 2B	2	Toronto
	Brandon Mayfield, RHP	11	Philadelphia
	Todd Faulkner, 1B*	12	New York Mets
	Mailon Kent, OF*	30	St. Louis
2001	Gabe Gross, OF	1	Toronto
	Mailon Kent, OF	12	Atlanta
	Todd Faulkner, 1B	22	New York Yankees
	Trent Pratt, C	34	Arizona
	Jonathan Schuerholz, SS	8	Atlanta
2002	Trent Pratt, C	12	Philadelphia
	Mike Mueller, RHP	16	Atlanta
	Javon Moran, OF	5	Philadelphia
2003	Levale Speigner, RHP	14	Minnesota
	Bobby Huddleston, C	23	Detroit
	Colby Paxton, RHP*	32	Texas
	Steven Register, RHP	3	Colorado
	Sean Gamble, OF	6	Philadelphia
2004	Tug Hulett, 2B	14	Texas
	Chuck Jeroloman, SS	21	Boston
	Josh Sullivan, RHP	5	Colorado
	Josh Bell, C	6	Toronto
	Clete Thomas, OF	6	Detroit
2005	John Madden, RHP	8	San Diego
	Michael Nix, RHP	11	Atlanta
	Arnold Hughey, LHP	13	San Diego
	Karl Amonite, 1B	13	New York Yankees
	Chris Dennis, RHP*	40	Texas
2006	Josh Donaldson, C	1	Chicago Cubs
	Russell Dixon, OF	7	Houston
	Bruce Edwards, OF	15	San Francisco
	Brett Butts, RHP	19	Atlanta
	Mike Bianucci, OF*	23	Anaheim
2007	Philip Stringer, IF	24	Houston
	Josh Blake, LHP	35	Arizona
	Mike Bianucci, OF	8	Texas
	Evan Crawford, LHP	8	Toronto
	Matt Hall, IF	10	Tampa Bay
2008	Luke Greinke, UTIL	12	New York Yankees
	Bryan Woodall, RHP	21	Arizona
	Taylor Thompson, RHP*	25	Chicago White Sox
	Joseph Sanders, IF	5	Colorado
	Scott Shuman, RHP	19	Tampa Bay
2009	Paul Burnside, RHP	39	Chicago White Sox
	Taylor Thompson, RHP	44	Chicago White Sox
	Trent Mummey, OF	4	Baltimore
	Hunter Morris, IF	4	Milwaukee
	Cole Nelson, LHP	10	Detroit
2010	Grant Dayton, LHP	11	Florida
	Austin Hubbard, RHP	14	Tampa Bay
	Ryan Jenkins, C	17	Kansas City
	Brian Fletcher, OF	18	Kansas City
	Kevin Patterson, OF/1B*	23	Tampa Bay
2011	Bradley Hendrix, RHP*	30	Cincinnati
	Justin Fradejas, OF*	35	Colorado
	Stephen Kohlscheen, RHP	45	Seattle
	Dan Gamache, IF	6	Pittsburgh
	Casey McElroy, IF	11	San Diego
2012	Derek Varnadore, RHP*	17	Florida
	Bradley Hendrix, RHP*	22	Tampa Bay
	Tony Caldwell, C	24	Florida
	Kevin Patterson, 1B/DH	30	Toronto
	Derek Varnadore, RHP	9	New York Yankees
2013	Ryan Tella, OF*	11	San Francisco
	Slade Smith, RHP	17	Detroit
	Creede Simpson, IF	25	Baltimore
2014	Garrett Cooper, 1B	6	Milwaukee
	Conner Kendrick, LHP	9	New York Yankees
	Will Kendall, LHP	30	Pittsburgh
	Jay Gonzalez, OF	39	Texas

KEY

* - Did not sign; ^ - January Secondary Phase; % - June Regular Phase; \$ - June Secondary Phase;
 \$d - June Secondary Delayed; \$a - June Secondary Active; # - January Regular Phase; & - Supplemental;
 () - Draft Pick





LETTERWINNERS (1949-PRESENT)

• A-A-A •

ADAMS, David 1984-85-87-88
 ALBERCHT, Andy 1988-89-90-91
 ALLEN, Doug 1983-84
 ALVORD, Zach 2011-12
 ALYEA, Brian 1993
 AMONITE, Karl 2003, '05
 ANDERSON, Jack 1959-60-61
 ANDREWS, Bobby 2011-12-13
 ARGENTI, Allen 1989
 ARIAIL, Gump 1934
 ATKINS, Stewart 1990
 AUSTIN, Blake 2011-12-13
 AUSTIN, Darren 1986

• B-B-B •

BACHUS, Jim 1963-64
 BAILEY, Dennis 1974-75
 BAKER, Bob 1959-60
 BAKER, Ernest 1950-52
 BAKER, Jack 1971
 BALDASARE, Frank 1967-68-69
 BANDY, Hugh 1955
 BARFIELD, Jimmy 1963-64
 BASSO, Jamie 1982-83-84
 BAXTER, Fred 1992
 BAYNES, Ronnie 1964-65
 BEAN, Colter 1998-99-00
 BECKWITH, Joe 1974-75-76-77
 BECTON, Dana 1979-80-81
 BEAIRD, Chris 2000
 BEISNER, Brooks 2011
 BELL, Josh 2003-04-05
 BELLHORN, Mark 1993-94-95
 BENNETT, Andy 2006-07
 BERRY, Bob 1981-82-83
 BIANUCCI, Mike 2006-07-08
 BIBB, Otis 1962-63-64
 BIESEL, Andy 1988
 BIRCHFIELD, James 1950
 BISHOP, Ken 1971-72
 BLACK, Jim 1976
 BLAKE, Josh 2005-07
 BLAKENEY, Larry 1968-69
 BLATT, Zach 2009-10-11-12
 BLAUSER, Jim 1966-67
 BLINKA, Cameron 2012
 BLODGETT, David 1971-72-73
 BLOUDWORTH, Jack 1960-61
 BOLLINGER, Allan 1978
 BOOTCHECK, Chris 1998-99-00
 BOOZER, Roger 1966-67-68
 BOUTWELL, Jeff 2005-06
 BOVERT, Paul 1966-67-68
 BOWEN, Caleb 2009-10-11-12
 BOX, Seth 1953
 BOYD, Jim 1960-61-62
 BRADBERRY, Buck 1952-53
 BRANDON, Eric 2001-02
 BRANSON, Dan 1954
 BREAKFIELD, Bill 1960-61-62
 BRISTOW, Justin 2006-07
 BROOKS, Robert 2007
 BROWN, Brad 1990-91
 BROWN, Dave 1951-52-53
 BROWN, Elliot 1996
 BROWN, J.B. 1976-77-78-79
 BROWN, Mark 1979
 BROWN, Todd 1992
 BRYANT, Justin 2010-12

BRYANT, Norman 1987
 BRYANT, Ted 2005-06-07
 BURBANK, Bill 1955
 BURGEE, Jackson 2013
 BURKETT, Jackie 1957-58-59
 BURNHAM, Brett 2000-01
 BURNSIDE, Paul 2006-07-08-09
 BURROUGHS, Steve 1986-87-88
 BURTON, Peter 1978
 BUSH, Garrett 2010
 BUTLER, Greg 1971-72-73
 BUTLER, Ron 1987
 BUTTS, Brett 2006-07

• C-C-C •

CALDWELL, Tony 2008-09-10-11
 CAMERON, Bill 1971-72
 CAMERON, Scott 2005
 CAMP, Harvey 1950-51
 CAMP, Justin 2013
 CARDWELL, Grant 2005-06
 CARLAN, Charlie 1957-58-59
 CARTER, Reid 2013
 CARTER, Tommy 1989-90-91
 CASON, Tommy 1969-70
 CATCHINGS, Ben 1959-60-61
 CAUTHEN, Dave 1955
 CAWTHORNE, Bill 1957-58
 CHABOT, Kevin 1993-94-95-96
 CHAMBERS, Jerry Joe 1983
 CHAPMAN, Bruce 1980
 CHAPMAN, Mark 1984-85-86-87
 CHILDERS, Steve 1981-82-83-84
 CHRISTIAN, Bill 1950
 CHRISTIAN, Justin 2001
 CHRISTOPHER, Chris 1991-92-93
 CHWALIK, Jay 1977
 CIMO, Tanner 2012-13
 CLARK, Kirby 1995-96
 CLARK, Ryan 2005
 CLAYTON, Ken 2002
 CLEMENTS, Barry 1981-82
 COBB, Joe 1953
 COCHRAN-GILL, Trey 2012-13
 COLE, Jimmy 1950
 COLEMAN, Travis 2005-06
 COLLINS, Gene 1967-68-69
 COLLINS, Ricky 1996
 COMER, Don 1968
 CONSTAN, Phil 1980-81-82
 COOPER, Garrett 2012-13
 COPE, Curt 1973-74-75-76
 COPPINGER, Ty 1967-68-69
 CORBIN, Ted 1990-91
 COTTRELL, Al 1979
 COUNTRYMAN, Rick 1967-68
 COX, Ray 1966-67
 CRAFT, Tony 1972-73
 CRAWFORD, Evan 2006-07-08
 CROUCH, Jack 1956-57-58
 CROWE, J.D. 2013
 CROWNOVER, Derrick 1988-89
 CRYSEL, Jimmy 1963-64-65
 CUNNINGHAM, David 2008
 CUNNINGHAM, Jim 1983
 CURLEE, Jack 1941-42-43
 CURTIS, Terry 1971-72-73

• D-D-D •

DAILEY, Gary 1972-73-74-75
 DANIEL, Harry 1959-60
 DAVIDSON, Rick 1989
 DAVIS, Bo 1959-61
 DAVIS, Bill 1982-83
 DAVIS, Joe 1952-53-54
 DAYTON, Grant 2008-09-10
 DEAN, Jake 1992-93
 DEAN, Ray 1950-51
 DEAN, Russ 1973-74-75
 DEARTH, Tucker 1996-97-99
 DEDRICK, Terrance 2013
 DEMPSEY, Ken 1969-71
 DEMPSEY, Larry 1961-62-63
 DENNIS, Chris 2003-04-06-07
 DERISO, Phil 1978-79-80-81
 DICKEY, Doug 1953-54-55
 DILKS, Ed 1986-87-88
 DIXON, Russell 2005-06
 DOLLAR, Rodney 1981-82
 DOLES, Harry 1964-65-66
 DOLSON, Ben 1953-54-55
 DONALDSON, Don 1969-70
 DONALDSON, Duke 1985
 DONALDSON, Josh 2005-06-07
 DOUGLAS, Jim 1959-60-61
 DOUGHTERY, Mike 1986
 DREADEN, Tom 1987
 DUART, Fred 1951
 DUEITT, Cory 2001-02-03-04
 DUFFNER, David 1973-74-75-76
 DUKE, Mitch 1991-93
 DUKE, Pat 1956-57-58
 DUMAS, Henry 1957-58
 DUNHAM, Patrick 1997
 DUNN, Casey 1996-97-98-99

• E-E-E •

EBERT, Jordan 2013
 EDGE, Tim 1988-89-90
 EDWARDS, Bruce 2005-06-07
 EISENACHER, Rick 1969-70-71
 ELLIS, Frank 1934
 ELMORE, Verdo 1950
 EMBLEAU, Scott 1983
 ERWIN, Mugs 1934
 ETHEREDGE, Josh 1995-96-97
 ETHEREDGE, Judson 1990

• F-F-F •

FAULKNER, Scott 2005
 FAULKNER, Todd 1998-99-00-01
 FELIX, Mike 2004-05
 FERRY, Mike 1988-89-90
 FINLAYSON, Hubert 1949-50
 FINNEY, Reuben 1953-54-55
 FLAGLER, Andy 1989-90
 FLEMING, Billy 1949-50
 FLETCHER, Brian 2008-09-10
 FOSTER, Paul 1983-84-85-86
 FOWLER, Paul 1980
 FOWLER, Wayne 1961-62-63
 FOXWELL, Steve 1972
 FRADEJAS, Justin 2010-11
 FRAZIER, Mike 1976-77
 FREDERICK, Rex 1957-58-59
 FRIEND, DeWayne 1983-84
 FROMAN, Russ 1985

FRYER, Frank 1964-65-66
 FUCCI, Bo 1977-78-79
 FUCCI, Dom 1976-77-78-79
 FULLER, Mark 1989-90-91-92

• G-G-G •

GAINOUS, Trey 1985-86-87
 GALLAGHER, Garry 1988-89
 GAMACHE, Dan 2009-10-11
 GAMBLE, Sean 2002-03-04
 GARRISON, Bob 1961
 GATEWOOD, George 1987
 GEORGE, Gerald 1957-58-59
 GERALDS, Tandy 1962-63-64
 GILBERT, Charlie 1949-50-51
 GILBERT, Porter 1959-61-62
 GILBERT, Reggie 1963-65-66
 GILCREASE, Doug 1980-81-82
 GILLIKIN, Sam 2013
 GILMER, Wes 2008-09-10-11
 GILMORE, Dan 1950
 GIVENS, Don 1979
 GLEVENYAK, Dan 2012-13
 GLIEMMO, Hayden 1998-99-00-01
 GOBER, Todd 1995
 GOLDEN, Greg 1967-68
 GONZALEZ, Jay 2011-12
 GRANT, George 1921-22
 GREINKE, Luke 2006-07-08
 GROOMS, Matt 2002
 GROSS, Gabe 1999-00-01
 GROTE, Jeff 1982-83
 GURROSKY, Scott 1990

• H-H-H •

HAEFNER, Joe 1969-71-72
 HAHN, Dick 1949
 HAIRE, Dink 1963-64-65
 HALL, Bart 1975
 HALL, Matt 2008
 HALL, Wayne 1969-71-72
 HALLA, Ryan 1993-94-95-96
 HAMILTON, Red 1934
 HAND, Don 1965
 HANDLEY, Jim 1972-73-74-75
 HANEY, Tony 1985-86-87-88
 HANSON, John 1980
 HARGETT, Justin 2008-09-10-11
 HARKINS, Jason 1989-90-91
 HARPER, Rus 2009
 HART, Chris 1989-90
 HARTLEY, Larry 1964-65
 HATCHETT, Mark 1972-73-74-75
 HEBEL, Jon 1990-91-92-93
 HEBSON, Bryan 1995-96-97
 HEIDEN, Howard 1953
 HEMPHILL, Paul 1956-57
 HENDRIX, Bradley 2008-09-10-11
 HENNEN, John 1969
 HENRY, Kevin 1984-85-87-88
 HENRY, Al 1978
 HESSER, Tim 1984
 HILL, George 1949-50-51
 HILL, Harrel 1997
 HITCHCOCK, Billy 1936-37
 HITCHCOCK, Jimmy 1931-32-33
 HNYTKA, Mike 2004-05
 HOEHL, Gene 1950-51-52
 HOLLIS, Joe 1968-69
 HOWARD, Richie 1975-76



LETTERWINNERS (1949-PRESENT)

Table listing letterwinners H-H: HUBBARD, Austin; HUDDLESTON, Bobby; HUDLOW, Kyle; HUDSON, Jim; HUDSON, Robert; HUDSON, Tim; HUDSON, Trent; HUGHEY, Arnold; HULETT, Tug; HULSEY, Tim; HUMPHREYS, Kevin; HUMPHRIES, Lynn; HURST, Michael; HUSKINS, Joey; HUTCHISON, Mark.

I-I-I

Table listing letterwinner I-I-I: INGALLS, Kyle.

J-J-J

Table listing letterwinners J-J-J: JACKSON, Bo; JACOBS, Jon Luke; JACOBSON, Greg; JAMES, Bob; JENKINS, George; JENKINS, Ryan; JERLOMAN, Chuck; JOHNSON, Jason; JOHNSON, Terry; JOHNSTON; JOHNSTON, Shot; JOHNSTONE, Tyler; JONES, Ben; JONES, George; JONES, Jake; JONES, Justin; JONES, Sean; JONES, Lynn; JONES, Stacy; JORDAN, Bobby; JORDAN, Kevin.

K-K-K

Table listing letterwinners K-K-K: KAIN, Larry; KANAKIS, Connie; KANAKIS, Peter; KEEDY, Pat; KEENER, Harold; KELLEY, Hunter; KELLEY, Ty; KELLY, Heath; KENDALL, Will; KENDRICK, Conner; KENT, Mailon; KENT, Mailon; KERSH, Jamie; KEY, Ken; KILLIMETT, Mike; KINLAW, Dennis; KIRKLAND, Randy; KNIGHT, Billy; KNODEL, Tom; KNORST, Kevin; KOCH, Alan; KOGER, Daniel; KOHLSCHHEEN, Stephen; KRAFT, Tony; KRONFELD, Turner.

L-L-L

Table listing letterwinners L-L-L: LANIER, L.F.; LASTER, Jimmy; LATHAM, Bill; LAWRENCE, Bill; LAZENBY, Beal; LEACH, Terry; LEATHERMAN, Jeff; LeBOEUF, Jason; LEE, Mack; LEE, Jeff; LEE, Jimmy; LEMMONS, Tim; LETCHWORTH, Bill; LEWIS, Robert; LEWTER, Jerry; LITTLE, Danny; LIVESEY, Jeff; LOCKARD, Jim; LOGAN, Bill; LOLLEY, Gary; LONG, Bill; LONG, Lance; LONG, Scotty; LORINO, Tommy; LOWE, Martin; LOWE, Q.V.; LUCKIE, Cory; LUNA, Brandon; LUNDSTROM, Jay.

M-M-M

Table listing letterwinners M-M-M: MACRORY, Rob; MADDEN, John; MAITLAND, Ben; MARTIN, Jimmy; MARTIN, Joey; MARTIN, John; MARTIN, Mike; MASTEN, Andy; MATSON, Larry; MAXWELL, Jack; MAY, Davis; MAYO, Kyle; MAYFIELD, Brandon; McAfee, Emmett; McCANN, Chezz; McClain, Tim; McClANAHAN, Mark; McCLENDON, Tom; McCORD, Rocky; McCREE, John; McDUFFIE, Dennis; McDUFFIE, Fred; McELROY, Casey; McFATTER, Jon; McKENZIE, Pete; McMAHAN, Warren; McMILLAN, Gilbert; McMURRY, Bill; McMURRY, Dick; McNALLY, Shawn; McQUAGGE, Mark; MEDDOWS, Michael; MERCHANT, Andy; MEREDITH, John; METASAVAGE, John; MIKSI, Jim; MILLIKER, Geoff; MILLER, Buck.

Table listing letterwinners M-M-M (continued): MILLER, David; MILLER, Mickey; MIMS, Drew; MITCHELL, Neal; MOCK, Alan; MOCK, Julian; MOGENTALE, David; MONTE, Sam; MONTGOMERY, Steve; MOORE, Brandon; MOORE, Chuck; MOORE, Bobby; MOORER, John; MORAN, Javon; MORGAN, Malvern; MORRIS, Andrew; MORRIS, Hunter; MORRIS, Mutt; MORRIS, Tex; MORRISON, Chris; MORRISON, Gray; MORTON, Miles; MORTON, Tom; MOWEN, David; MUELLER, Mike; MUGARDITCHIAN, John; MULLINS, Cliff; MUMMEY, Trent; MURPHY, Sonny.

N-N-N

Table listing letterwinners N-N-N: NAGEL, Bob; NAIR; NANCE, Earl; NEESE, Jordan; NELSON, Cole; NEWI, Alec; NICELY, Clarence; NICHOLS, George; NICHOLS, Larry; NIX, Gary; NIX, Lloyd; NIX, Mark; NIX, Michael; NORTON, Jacko; NORTON, John; NOVAK, Rob.

O-O-O

Table listing letterwinners O-O-O: O'BARR, Bill; O'DONNELL, Todd; O'HARE, David; OHMAN, Ed; OLSON, Gregg; O'NEIL, Chris; O'NEIL, Michael; ORR, John; ORTMAN, Dillon; ORTMAN, Kody; OSBORNE, Jay; OVERSHEET, Wynton; OVERTON, Joe; OWENS, Tommy; OZMANT, Wayne.

P-P-P

Table listing letterwinners P-P-P: PAIR, Doyle; PANTER, Barry; PARKER, Brad; PARSONS, Bill; PATTERSON, Kevin; PAXTON, Colby; PEARCE, Earl; PEARCE, Herbie; PEDEN, Mike; PENDLETON, Jon; PENRY, Andy; PFAB, Chuck; PHILIPS, Sterling; PIRRO, Mike; PLUMB, David; POWELL, Jeff; POWELL, John; POWELL, Jimmy; PRATT, Scott; PRATT, Trent; PREBLE, Clark; PRESCOTT, Trey; PRICE, Dexter; PYBURN, Jim; PYLE, George.

R-R-R

Table listing letterwinners R-R-R: RAMSEY, Jack; RANCONT, Pete; RANDAZZA, Greg; RASBERRY, Jonathan; RAY, Bradley; RAY, Sean; REA, Steve; REGISTER, Steven; REID; REIF, Derek; RENFROE, Steve; RENNER, Scott; RHODES, Bob; RICH, Dominic; RICKS, Russell; ROBERSON, Billy Ray; ROBERTS, Quineth; ROBINSON, Keith; ROBINSON, Robbie; ROBISON, Vince; RODENHIZER, Sam; ROGAN, Tom; ROGERS; ROLLIN, Danny; RONEY, Scott; RONEY, Scott; ROSENWALD, Matt; ROSS, David; ROSSI, Phil; ORR, John; ROWELL, Tim; RUCH, Dallan; RUCKER, Jack; RUCKER, Rock; RUSH, Chuck; RUSHING, Rondey; RUSSELL, Erskine; RUSSELL, Hamp; RYERSON, Jim.





LETTERWINNERS (1949-PRESENT)

• S-S-S •

SAIA, Paul	1975
SAIN, Derek	2003-04-05-06
SANDERS, Frank	1994
SANDERS, Joseph	2007-08-09
SARMIENTO, Steve	1985
SAUCEDA, Marc	1981-82
SAVAGE, Morris	1957-58-59
SAVAGE, Patrick	2010-11-12-13
SAYERS, Mark	1984-85-86
SCHADE, Scott	2001-02
SCHARDT, Mitch	1995
SCHOENING, Brent	1997-98-99
SCHREMSHER, Bob	1962
SCHROLL, Greg	1979
SCHUERHOLZ, Jonathan	2000-01-02
SCHULTZ, Matt	2013
SEAMAN, Richard	1962-63
SELF, Mitchell	2010-11-12-13
SENN, Brian	1991-92
SENN, Chris	1983-84
SHACKELFORD, Duke	1964
SHAFER, John	1968-69
SHALOUB, Rob	1988
SHANKS, Cliff	1993
SHAREK, Vic	1973-74
SHARPE, Monty	1964-65
SHELL, Alton	1955-56
SHEPHERD, Scott	1991
SHERIDAN, Tim	1991
SHIFFLET, Mark	1978-79-80-81
SHIRLEY, Craig	2013
SHIRLEY, Jim	1958-59-61
SHOOP, Lynn	2001
SHORE, Jared	2004-05
SHORR, Adam	1989
SHUGART, Kim	1972-73-74
SHUMAN, Bennett	1971-72-73
SHUMAN, Scott	2007-08-09
SIMMONS, George	1967-68
SIMMONS, Johnny	1972
SIMPSON, Creede	2010-11-12
SIWA, Joe	1987-89
SIWA, Ron	1986
SKINNER, Andrew	2001-02
SKINNER, Eric	2007-08
SKINNER, Kent	1976
SLATER, Andrew	1999-00
SLOCUM, Jake	2005
SMITH, Charlie	1984-85-86-87
SMITH, Dylan	2013
SMITH, Gary	1981-82-84
SMITH, Jarred	2012
SMITH, Mark	1990
SMITH, Ross	2007
SMITH, Russell	1981-82-83
SMITH, Slade	2010-11-12
SMITH, Tommy	1967
SMITH, Tracy	1991
SNOW, Ernie	1950-52-53
SNOW, Henry	1951
SORRELL, Robert	1979-80-81-82
SPRAGUE, Ben	2004-05
SPEIGNER, Brent	2000
SPEIGNER, Levale	2000-01-02-03
SPIVEY, Ben	1976-77
SPRUILL, Dustin	2007
STACEY, Adam	2005
STANLEY, Ryan	2006-07
STAPLETON, Josh	2006
STAUB, Eddie	1974-76

STERLING, Joe	1949-50
STRAITON, Johnny	1966-67-68
STRICKLAND, Bill	1974
STRINGER, Philip	2005-06-07
STURKIE, Henry	1955
SULLIVAN, Adam	1996-97
SULLIVAN, David	1974-75-76-77
SULLIVAN, Josh	2004-05
SULLIVAN, Scott	1991-92-93
SUNSERI, Dean	1983
SUSCE, Paul	1953-54-55-56
SWAIM, Mike	1981-82
SVETLAY, Vic	1961-62-63
SWIDERSKI, Jim	1978-80
SWORDSMA, Gordan	1955-56

• T-T-T •

TATE, Stuart	1983-84
TAYLOR, Danny	1974-75
TELLA, Ryan	2012-13
THOMAS, Clete	2003-04-05
THOMAS, Donnie	1983-84
THOMAS, Frank	1987-88-89
THOMAS, Will	2005
THOMPSON, Johnny	2006-07
THOMPSON, Taylor	2007-08-09
THORNLEY, Tim	1977
TIDWELL, Travis	1949
TIDWELL, Ray	1969-70
TILLERY, Scott	1983-84-85-86
TISDALE, John	1950
TODD, Josh	2002
TOKASEY, Matthew	1978
TOMEY, Mickey	1989-90-91-92
TOMSCHA, Darnek	2013
TRAGESER, John	1976-77
TUBBS, Howell	1953-54-55-56
TUBERVILLE, Bill	1963-65
TUCKER, Bill	1950
TUCKER, Ken	1961
TUTT, Johnny	1980-81
TYLER, John	1999-2000-02

• V-V-V •

VAN YPEREN, Jack	1971-72-73
VARNADORE, Derek	2011-12
VEAL, Brannen	1991-92
VEAL, Inman	1952
VINES, Doug	2002
VINES, Tim	1986
VISINTAINER, Pat	1983-84

• W-W-W •

WACKER, Cullen	2011-12-13
WADE, Jay	2011-12-13
WAGGONER, Jay	1992-93-94-95
WALKER, Brian	1993
WALKER, Russ	1968-69-70
WALL, Hindman	1956
WALLEN, Ethan	2011-12
WALLER, Matt	1972-73-74-75
WALLEY, Jim	1951-52-53
WALLACE, Rodney	1967-68-69
WALSH, Buz	1975
WANDALL, Chad	1996-97-99
WARD, Bill	1955
WARREN, Rob	1993
WARREN, Wick	1968-69
WATTS, Tommy	1957-58

WEBB, Bert	1960
WEBB, Dick	1949-50-51
WEEKS, Mark	1995-96
WEINGARTEN, Dan	1977-78-79-80
WELLS, Ralph	1965-66
WEST, Bill	1981
WEST, Kris	2008-09
WESTBROOK, Sam	1934
WHEELER, George	1972
WHIGHAM, Byrd	1954-55
WHITE, Bruce	1959
WHITE, Ethan	1987-88
WHITE, Gayden	1961-62-63
WHITE, Lee	2005
WHITESSELL, Jack	1986
WHITSETT, Ed	1949
WHITTAKER, Mack	1959-60-61
WHITTENBURG, Russell	1993-94-95-96
WIEHE, Raymond	1983
WIGGINS, Peter	2006
WILCOXSON, William	1934
WILKS, Darryl	1980-82
WILLIAMS, Horace	1957-59
WILLIAMS, Tim	1977-78
WILLIAMSON, Chase	2012-13
WILLIAMSON, J.T.	2004
WILSON, Darryl	1964
WILSON, Rock	1984-85-86-87
WILSON, Stuart	1976
WIMBERLY, Mark	1976-77
WINGARD, Lee	1954-55
WINGENTER, Trey	2013
WOMACK, Dennis	1968-69
WOOD, Eric	1998
WOOD, Richard	1957
WOODALL, Bryan	2006-07-08
WOODS, Joe	1959-60
WOODWARD, Finley	1995-96-97
WOOTTON, Patrick	1997
WYATT, David	1980

• Y-Y-Y •

YERBY, Ward	1982-83
YOUNG, Guy	1954-55-56
YOUNGBLOOD, Tommy	1987-88-89-90

• Z-Z-Z •

ZANTHOS, Joseph	1998-99
ZARBNISKY, Daryl	1984