

FEARLESS



AUBURN SOFTBALL

2017 MEDIA GUIDE



INTRODUCTION 1-5
 Gameday Experience 3
 Jane B. Moore Field 4
 2017 Schedule and Quick Facts 5

MEET THE TEAM 6-33
 2017 Roster 7
 Head Coach Clint Myers 8-9
 Coaching Staff 10
 Support Staff 11
 Seniors 12-15
 Juniors 16-22
 Sophomores 23-28
 Freshmen 29-33

2016 IN REVIEW 34-39
 Results 35
 Statistics 36
 Hitting Game-by-Game 37
 Pitching Game-by-Game 38
 Single-Game Highs and Awards 39

RECORD BOOK 40-50
 Team Single-Season Records 41-42
 Individual Single-Season Records 43-44
 Individual Career Records 45-46
 Yearly Leaders 47-50

HONORS AND AWARDS 51-53

ALL-TIME RESULTS 54-64
 1997-1999 56
 2000-2001 57
 2002-2004 58
 2005-2006 59
 2007-2008 60
 2009-2011 61
 2012-2013 62
 2014-2015 63
 2016 64

ALL-TIME SERIES RESULTS 65-81
 vs. A-C 65-67
 vs. C-G 68-70
 vs. H-M 71-75
 vs. M-S 75-78
 vs. T-Z 78-81

POSTSEASON HISTORY 82-91
 All-Time Final SEC Standings 83-85
 SEC Tournament Results 86
 SEC Tournament Records 87
 NCAA Regional Results 88
 NCAA Regional Records 89
 NCAA Super Regional Results & Records 90
 WCWS Results & Records 91


ALL-TIME LETTERWINNERS 92-94

RADIO/TV SPOT CHART 95



CREDITS

The 2017 Auburn Softball Media Guide is published by the Auburn Athletics Communications Office, a division of the Auburn Athletics Department. The guide was edited by Cody Voga with editorial assistance from Cheyenne Coyle, Kasey Fagan, Mike McGrory, Madison Temple, John Thomas and Ashton Wilkes. Cover artwork made by Morgan Smith. Photography provided by Wade Rackley and Dakota Sumpter. For more information on Auburn Athletics, please call the Communications Office at 334-844-9800 or go to www.AuburnTigers.com.



MEET THE TEAM

6



2016 IN REVIEW

34




RECORD BOOK

40



HONORS & AWARDS

51




ALL-TIME RESULTS

54



GAMEDAY EXPERIENCE





General Information

First Year 1998
 Years Entering 19th
 Surface Natural Grass
 All-Time Record 354-168-1 (.690)
 Most Wins in a Season 32 (2015)
 Capacity 2,316

Dimensions

Left Field 201
 Center Field 220
 Right Field 201

Year-by-Year Records

1998 1-7
 1999 7-12-1
 2000 21-12
 2001 12-12
 2002 21-6
 2003 11-11
 2004 17-4
 2005 26-5
 2006 19-8
 2007 14-11
 2008 19-6
 2009 14-12
 2010 17-8
 2011 23-8
 2012 18-9
 2013 19-12
 2014 28-7
 2015 32-3
 2016 31-5

Top-10 Attendance Records

Att.	Date	Opponent	Result
2,059	3/12/16	Florida	L, 6-3
2,046	2/27/16	St. John's	W, 9-0
2,045	2/13/16	Butler	W, 28-2
2,006	4/18/16	Alabama	W, 13-12
1,956	3/5/16	Murray State	W, 10-0
1,949	3/14/16	Florida	W, 5-4
1,930	3/26/16	South Carolina	W, 5-2
1,919	3/13/16	Florida	L, 8-5
1,897	4/20/16	Florida State	W, 9-6
1,889	5/29/16	Arizona	W, 6-1





University Information	Date	Opponent	Location	Time (CT)
City / Zip.....Auburn, Ala. / 36831	Feb. 9	vs. Oklahoma	Puerto Vallarta, Mexico	1 p.m.
Founded Oct. 1, 1856	Feb. 9	vs. Washington	Puerto Vallarta, Mexico	7 p.m.
Enrollment.....25,469	Feb. 10	vs. Nebraska	Puerto Vallarta, Mexico	2 p.m.
NicknameTigers	Feb. 11	vs. BYU	Puerto Vallarta, Mexico	10 a.m.
Colors.....Navy Blue and Burnt Orange	Feb. 16	SIUE	Auburn, Ala.	6 p.m.
Affiliation..... NCAA Division I	Feb. 17	Creighton	Auburn, Ala.	2:30 p.m.
Conference.....Southeastern Conference	Feb. 17	SIUE	Auburn, Ala.	4:45 p.m.
Stadium (Capacity).....Jane B. Moore Field (2,316)	Feb. 18	Evansville	Auburn, Ala.	3:30 p.m.
President Dr. Jay Gogue (Auburn, 1969)	Feb. 18	Creighton	Auburn, Ala.	6 p.m.
Athletic Director.....Jay Jacobs (Auburn, 1985)	Feb. 19	Mercer	Auburn, Ala.	3:30 p.m.
SWA.....Meredith Jenkins (Florida State, 1992)	Feb. 23	North Dakota	Auburn, Ala.	6 p.m.
	Feb. 24	UMass-Lowell	Auburn, Ala.	3:30 p.m.
	Feb. 24	North Dakota	Auburn, Ala.	6 p.m.
	Feb. 25	Yale	Auburn, Ala.	2:30 p.m.
	Feb. 25	James Madison	Auburn, Ala.	4:45 p.m.
	Feb. 26	James Madison	Auburn, Ala.	1 p.m.
	March 2	Liberty	Auburn, Ala.	6 p.m.
	March 3	Liberty	Auburn, Ala.	6 p.m.
	March 4	Savannah State	Auburn, Ala.	3:30 p.m.
	March 4	Texas State	Auburn, Ala.	6 p.m.
	March 5	College of Charleston	Auburn, Ala.	1 p.m.
	March 8	Alabama State	Auburn, Ala.	6 p.m.
	March 10	* LSU	Auburn, Ala.	6 p.m.
	March 11	* LSU	Auburn, Ala.	7:30 p.m.
	March 12	* LSU	Auburn, Ala.	4 p.m.
	March 14	vs. Tennessee	Columbia, Tenn.	6 p.m.
	March 15	at Middle Tennessee	Murfreesboro, Tenn.	6 p.m.
	March 17	vs. North Dakota State	Clearwater, Fla.	10 a.m.
	March 17	at USF	Clearwater, Fla.	12:30 p.m.
	March 18	vs. Illinois	Clearwater, Fla.	11 a.m.
	March 18	vs. Ohio State	Clearwater, Fla.	1:30 p.m.
	March 19	vs. LIU Brooklyn	Clearwater, Fla.	8 a.m.
	March 25	* at Florida	Gainesville, Fla.	5 p.m.
	March 26	* at Florida	Gainesville, Fla.	6 p.m.
	March 27	* at Florida	Gainesville, Fla.	6 p.m.
	March 31	* at Georgia	Athens, Ga.	6 p.m.
	April 1	* at Georgia	Athens, Ga.	6 p.m.
	April 2	* at Georgia	Athens, Ga.	1 p.m.
	April 5	at Samford	Birmingham, Ala.	6 p.m.
	April 7	* Ole Miss	Auburn, Ala.	6 p.m.
	April 8	* Ole Miss	Auburn, Ala.	3 p.m.
	April 9	* Ole Miss	Auburn, Ala.	1 p.m.
	April 12	Georgia State	Auburn, Ala.	6 p.m.
	April 14	* Missouri	Auburn, Ala.	6 p.m.
	April 15	* Missouri	Auburn, Ala.	6 p.m.
	April 16	* Missouri	Auburn, Ala.	2 p.m.
	April 21	* at South Carolina	Columbia, S.C.	6 p.m.
	April 22	* at South Carolina	Columbia, S.C.	6 p.m.
	April 23	* at South Carolina	Columbia, S.C.	1 p.m.
	April 26	at Alabama State	Montgomery, Ala.	6 p.m.
	April 28	* Mississippi State	Auburn, Ala.	6 p.m.
	April 29	* Mississippi State	Auburn, Ala.	6 p.m.
	April 30	* Mississippi State	Auburn, Ala.	1 p.m.
	May 5	* at Alabama	Tuscaloosa, Ala.	6 p.m.
	May 6	* at Alabama	Tuscaloosa, Ala.	6 p.m.
	May 7	* at Alabama	Tuscaloosa, Ala.	12 p.m.
	May 10-13	SEC Tournament	Knoxville, Tenn.	TBA
	May 18-28	NCAA Regionals/Supers	Campus Sites	TBA
	June 1-7	WCWS	Oklahoma City, Okla.	TBA

University Information
 City / Zip.....Auburn, Ala. / 36831
 Founded Oct. 1, 1856
 Enrollment.....25,469
 NicknameTigers
 Colors.....Navy Blue and Burnt Orange
 Affiliation..... NCAA Division I
 Conference.....Southeastern Conference
 Stadium (Capacity).....Jane B. Moore Field (2,316)
 President Dr. Jay Gogue (Auburn, 1969)
 Athletic Director.....Jay Jacobs (Auburn, 1985)
 SWA.....Meredith Jenkins (Florida State, 1992)

Team Information
 Letterwinners Returning/Lost.....16/8
 Starters Returning/Lost.....6/3
 2016 Overall Record.....58-12
 2016 Conference Record / Finish16-7 / t-3rd

Auburn Program History
 First Year of Softball.....1997
 All-Time Record718-500-2 (.589)
 at Jane B. Moore Field (1999-P)354-159-1 (.690)
 at AU City Complex (1997-98)19-9 (.679)
 Total Home Record373-168-1 (.689)
 All-Time SEC Record.....257-299 (.462)
 NCAA Tournament Appearances.....12
 NCAA Tournament Record25-25 (.500)
 SEC Tournament Appearances.....16
 SEC Tournament Record.....18-21 (.462)

Staff Information
 Head Coach.....Clint Myers (Arizona State, 1976)
 Career Softball Record.....1,066-187-1 (.850) / 20 seasons
 Career Baseball Record.....406-192 (.679) / 10 seasons
 Career Overall Record.....1,472-379-1 (.795) / 30 seasons
 Record at Auburn.....156-42-1 (.786) / 3 seasons
 Associate Head CoachCorey Myers
 Assistant CoachScott Woodard
 Volunteer Assistant Coach.....Casey Myers
 Director of OperationsMegan Reynolds

Media Information
 Associate AD/CommunicationsKirk Sampson
 Assistant Director/Softball Contact.....Cody Voga
 Emailvoga@auburn.edu
 Phone334-750-9023
 Mailing Address.....Auburn Athletics Complex
392 S. Donahue Dr.
 WebsiteAuburnTigers.com



MEET THE TEAM



BY NUMBER

No.	Name	Pos.	Ht.	B/T	Year	Hometown (High School/Previous School)
00	Carlee Wallace	C	5-2	R/R	Jr.	Alpine, Calif. (Valhalla)
1	KK Crocker	INF	5-3	L/R	Fr.	Tuscaloosa, Ala. (Hillcrest)
2	Haley Fagan	INF	5-10	R/R	R-Sr.	Dunnellon, Fla. (Dunnellon/South Alabama)
3	Whitney Jordan	OF	5-10	R/R	Jr.	Athens, Ala. (Athens)
4	Madi Gipson	OF	5-6	R/R	R-Jr.	Hoover, Ala. (Spain Park)
6	Laney Joyner	INF	5-7	R/R	Fr.	Woodstock, Ga. (Sequoyah)
7	Emily Spain	INF	5-4	L/R	Jr.	Pelham, Ala. (Pelham)
8	Brittany Maresette	OF	5-4	L/R	Fr.	Snellville, Ga. (Archer)
9	Tannon Snow	INF	5-7	R/R	So.	Chino Hills, Calif. (Chino Hills/Washington)
10	Carmyn Greenwood	OF	5-8	L/R	Fr.	Birmingham, Ala. (Oak Mountain)
11	Casey McCrackin	INF	5-9	R/R	So.	Cantonment, Fla. (J.M. Tate)
13	Kasey Cooper	INF	5-4	L/R	Sr.	Dothan, Ala. (Dothan)
14	Ashlee Swindle	RHP	5-6	R/R	Fr.	Jasper, Ala. (Curry)
15	Bree Fornis	OF	5-4	R/R	So.	Tuscaloosa, Ala. (Hillcrest)
16	Kaylee Carlson	RHP	5-10	R/R	Jr.	Garden Grove, Calif. (Pacifica/North Carolina)
17	Morgan Podany	OF	5-4	R/R	So.	Ponte Vedra, Fla. (Ponte Vedra)
18	Justus Perry	INF	5-9	R/R	Fr.	Prior Lake, Minn. (Prior Lake)
21	Alyssa Rivera	UTIL	5-9	L/R	Fr.	Eagle Lake, Fla. (Lake Region)
23	Breanna Gutierrez	C	5-6	R/R	Fr.	Buford, Ga. (Buford)
24	Kendall Veach	INF	5-9	R/R	So.	Selma, Ala. (Morgan Academy)
27	Victoria Draper	OF	5-6	L/R	R-Jr.	Moulton, Ala. (Lawrence County)
29	Makayla Martin	RHP	5-11	L/R	So.	San Diego, Calif. (Scripps Ranch)
30	Alexa Nemeth	LHP	5-5	L/L	Fr.	Auburn, Ala. (Auburn)
44	Jenna Abbott	P/DP	5-4	L/L	Sr.	Dawsonville, Ga. (Dawson County)
77	Sydne Waldrop	OF	5-3	L/R	Sr.	Springville, Ala. (Springville)
93	Courtney Shea	C	5-10	L/R	Jr.	Mountain Brook, Ala. (Mountain Brook)

Head Coach: Clint Myers (4th season)

Associate Head Coach: Corey Myers (4th season)

Assistant Coach: Scott Woodard (4th season)

Volunteer Assistant Coach: Casey Myers (2nd season)

Director of Operations: Megan Reynolds (1st season)

BY NAME

No.	Name	Pos.
44	Jenna Abbott	P/DP
16	Kaylee Carlson	RHP
13	Kasey Cooper	INF
1	KK Crocker	INF
27	Victoria Draper	OF
2	Haley Fagan	INF
15	Bree Fornis	OF
4	Madi Gipson	OF
10	Carmyn Greenwood	OF
23	Breanna Gutierrez	C
3	Whitney Jordan	INF
6	Laney Joyner	INF
8	Brittany Maresette	OF
29	Makayla Martin	RHP
11	Casey McCrackin	INF
30	Alexa Nemeth	LHP
18	Justus Perry	INF
17	Morgan Podany	OF
21	Alyssa Rivera	UTIL
93	Courtney Shea	C
9	Tannon Snow	INF
7	Emily Spain	INF
14	Ashlee Swindle	RHP
24	Kendall Veach	INF
77	Sydne Waldrop	OF
00	Carlee Wallace	C

BY CLASS

Freshmen (9)

KK Crocker, Carmyn Greenwood, Breanna Gutierrez, Laney Joyner, Brittany Maresette, Alexa Nemeth, Justus Perry, Alyssa Rivera, Ashlee Swindle

Sophomores (6)

Bree Fornis, Makayla Martin, Casey McCrackin, Morgan Podany, Tannon Snow, Kendall Veach

Juniors (7)

Kaylee Carlson, Victoria Draper, Madi Gipson, Whitney Jordan, Courtney Shea, Emily Spain, Carlee Wallace

Seniors (4)

Jenna Abbott, Kasey Cooper, Haley Fagan, Sydne Waldrop

BY STATE

Alabama (13)

Kasey Cooper, KK Crocker, Victoria Draper, Bree Fornis, Madi Gipson, Carmyn Greenwood, Whitney Jordan, Alexa Nemeth, Courtney Shea, Emily Spain, Ashlee Swindle, Kendall Veach, Sydne Waldrop

California (4)

Kaylee Carlson, Makayla Martin, Tannon Snow, Carlee Wallace

Florida (4)

Haley Fagan, Casey McCrackin, Morgan Podany, Alyssa Rivera

Georgia (4)

Jenna Abbott, Breanna Gutierrez, Laney Jordan, Brittany Maresette

Minnesota (1)

Justus Perry



HEAD COACH CLINT MYERS

With the reputation of taking a program and turning it into a perennial power, head coach Clint Myers has taken Auburn softball to unprecedented heights in just three years.

Myers has guided the Tigers to back-to-back Women's College World Series appearances in the past two campaigns, when the previously best finish came with a showing at a regional final in 2006.

Since his appointment following the 2013 season, Auburn has broken 21 records, including 16 on offense, and led the nation in a plethora of categories.

Myers has coached nine All-Americans, with three coming in each of his seasons on The Plains. Before his arrival, the Tigers had five players who were tabbed All-Americans in the previous 17 campaigns.

In comparison with rivals in the conference, Myers has coached nine All-SEC performers, even setting a program record with four in 2015. Between 1997-2013, Auburn had never placed multiple players on the all-conference team lists. Since then, the Tigers have had three, four and two representatives in successive years under Myers.

As impressive as Myers' teams have been on the field, the program has taken a giant leap forward off of it.

Under Myers, Auburn has placed three on Academic All-America and Academic All-District lists, something that had never been done previously. In 2016, the Tigers had 24 honorees on the Academic All-SEC list. Kasey Cooper also became the first player in softball history to be named the SEC Scholar-Athlete of the Year and the NCAA Elite 90 winner.

In 2016, the Auburn softball team went where no team had gone before. Myers guided the Tigers to a program record of 58 wins en route to a berth in the Women's College World Series Championship Series. On its way there, Auburn swept through its own regional and took two of three from national seed Arizona in the Super Regionals, hosted at Jane B. Moore Stadium.

The Tigers then combined to score 22 runs in defeats of national seeds Florida State, Georgia and UCLA to advance to the final.

Offense was the name of the game in 2016 as Auburn paced the country with an average of 7.94 runs per game, the highest any NCAA member has posted since 2002. The biggest contributor to that total, All-American Kasey Cooper, broke the single-season program records in RBI (83), home runs (21) and total bases (163) to highlight her honor of espnW Player of the Year.

Kelsey Bogaards, Emily Carosone, Lexi Davis, Marcy Harper, Tiffany Howard, Jade Rhodes and Rachael Walters also keyed numerous record-shattering performances and left as the winningest class in program history with a four-year record of 183-64-1.

In just his second season as the head Tiger, Myers guided the Auburn program to a previous record of 56 wins and its first Women's College World Series appearance. It was a season of firsts for the Tigers as the team won its first NCAA Regional, first NCAA Super Regional and two games in its first WCWS.

Myers did it all in just year two on The Plains, setting records offensively in batting average (.339), runs (526), hits (606), home runs (99) and RBI (474). He also helped set records in attendance at Jane B. Moore Field. Over 36,000 fans attended Auburn softball games in 2015, including a season-high 2,006 that came out for the series finale against Alabama.

Emily Carosone, Kasey Cooper and Tiffany Howard were named NFCA All-Americans in 2015. Cooper and Carosone were named to the first team, while Howard made the third team for her first career All-American honor. In just two seasons under Myers, Auburn has had four players given All-American status; Carosone and Cooper became Auburn's first two-time All-Americans.



In 2014, his first with the Tigers, Myers led the team to 42 wins and only totaled 19 losses, tying for the second-most wins in one year in Auburn softball history. The team returned to the SEC Tournament after a one-year hiatus and the NCAA Tournament reaching the Minneapolis Regional final against No. 14 Minnesota. Auburn took the Golden Gophers to a deciding final game with the winner advancing to an NCAA Super Regional, something Auburn had never done.



COACH MYERS

Hometown/BirthplaceLakewood, Calif./Bismark, N.D.
CollegeArizona State '76
Familywife, Katie; sons, Corey and Casey

COACHING CAPSULE

Career Record1,472-379-1 (.795) / 30 seasons
NCAA Regionals12
NCAA Super Regionals11
Women's College World Series10
NCAA Championships2

COACHING RECORD

2016	Auburn	58-12
2015	Auburn	56-11
2014	Auburn	42-19-1
2013	Arizona State	50-12
2012	Arizona State	53-11
2011	Arizona State	60-6
2010	Arizona State	44-17
2009	Arizona State	47-19
2008	Arizona State	66-5
2007	Arizona State	54-17
2006	Arizona State	53-15
1996-2005	Central Arizona (BSB)	406-192
1987-1995	Central Arizona	481-43

CULTURE CHANGE

	Before Myers (1997-2013)	Since (2014-16)
Overall Record	562-458-1	156-42-1
SEC Titles	0	2
NCAA Appearances	9	3
WCWS Appearances	0	2
All-America Selections	5	9
All-SEC Selections	23	9
Home Attendance	122,276	131,927
Average Per Game	302	1,189



MOST WINS IN PAST TWO SEASONS

TIM WALTON	116	
CLINT MYERS	114	
CAROL HUTCHINS	112	
PATRICK MURPHY	109	
PATTY GASSO	108	
BETH TORINA	104	
LONNI ALAMEDA	104	

Under Myers, Auburn’s offense skyrocketed to some of its highest totals in program history. The total number of runs scored (440), home runs hit (83) and RBI (411) were the highest in any season in Auburn’s history. The team batting average (.305) was also the highest in the last nine years.

As important as offense was to his philosophy, Myers also put major emphasis on defense. The nation took notice as AU’s fielding percentage tied for the best in the country in 2013. The Tigers generated a .979 fielding percentage, tying with Kansas and standing only one one-thousandth of a percent higher than Florida and Oklahoma in 2014 (.978). Auburn turned 38 double-plays that year, most in the SEC and second-most in the country.

Myers captained the Sun Devils to national titles in 2008 and 2011, and made the trip to Oklahoma City seven times in eight years. In his only miss of the WCWS, he took ASU to an NCAA Super Regional. Under his guidance, ASU has averaged 53 wins per season, including 60-plus wins twice. He became the third coach in Sun Devil softball history to amass 400 victories.

The Bismarck, N.D., native has also led his teams to great success off the field, twice being honored in the top 10 percent in APR scores among NCAA softball teams. ASU softball was recognized for the four-year cohort ending in 2010-11 and 2009-10, with a 2011 compiled score of 998.

Prior to his stint at ASU, Myers spent 19 highly successful years coaching Central Arizona College’s baseball and softball teams. From 1996-2005, he was the head baseball coach where he took the Vaqueros’ to the Junior College World Series twice, winning the NJCAA National Championship in 2002. Myers posted a 406-192 record (.678 winning pct.) at Central Arizona College and earned the NJCAA Coach of the Year award in 2002.

From 1987-95, Myers built a record of 481-43 (.917 winning pct.) as the skipper of the softball team. With softball, he won six national titles including a string of five straight from 1988-1992. He was named the NJCAA national coach of the year on six occasions. Myers was also selected as the National Softball Coaches Association (NSCA) regional and National Coach of the Year in 1990, 1991 and 1992.

Myers was inducted into the NJCAA Softball Hall of Fame in 1998 and the Arizona Softball Foundation Hall of Fame in 2001.

A 1976 graduate of Arizona State, Myers was a member of the Sun Devil baseball team from 1970-73 and played on the College World Series runner-up squads in 1972 and 1973. He was later selected by the St. Louis Cardinals in the third round of the 1973 Major League Draft.

Myers and his wife, Katie, have two sons, Casey and Corey. They also have three grandchildren; grandsons, Cole and Christian, and granddaughter, Carlee.

MYERS VS. ALL OPPONENTS AT AUBURN

Alabama..... 4-3	Florida..... 2-6	Longwood..... 3-0	Ohio State..... 1-0	Tennessee State..... 2-0
Alabama State..... 1-0	Florida State..... 3-3	Louisiana-Lafayette..... 2-0	Oklahoma..... 1-2	Tennessee Tech..... 2-0
Appalachian State..... 3-0	Fordham..... 1-0	Louisiana-Monroe..... 1-0	Oklahoma State..... 1-0	Texas A&M..... 6-3
Arizona..... 3-1	Furman..... 1-0	Loyola..... 1-0	Ole Miss..... 3-0	Texas State..... 1-0
Arizona State..... 1-0	George Washington..... 1-0	LSU..... 5-3	Oregon..... 0-1	Troy..... 4-0-1
Arkansas..... 6-0	Georgia..... 5-2	Marshall..... 2-0	Pacific..... 1-0	UAB..... 3-0
Ball State..... 2-0	Georgia State..... 6-0	Maryland..... 1-0	Purdue..... 1-0	UCF..... 1-0
Boston College..... 2-0	Green Bay..... 1-0	Mercer..... 2-0	Radford..... 2-0	UCLA..... 2-0
Bryant..... 1-0	Illinois State..... 1-0	Minnesota..... 1-1	Samford..... 3-0	USC Upstate..... 6-1
Butler..... 1-0	Indiana..... 1-0	Mississippi State..... 4-2	Savannah State..... 1-0	USF..... 3-0
Cal State Fullerton..... 0-1	Indiana State..... 1-0	Missouri..... 3-4	SIU-Edwardsville..... 1-0	Western Illinois..... 2-0
Chattanooga..... 1-0	IPFW..... 1-0	Morehead State..... 1-0	South Alabama..... 2-0	Western Kentucky..... 1-0
Dartmouth..... 1-1	James Madison..... 0-1	Murray State..... 3-0	South Carolina..... 5-2	Winthrop..... 2-0
DePaul..... 1-0	Jacksonville State..... 4-0	Nebraska-Omaha..... 1-0	St. John’s..... 1-0	
Eastern Illinois..... 1-0	Kentucky..... 8-1	North Dakota State..... 2-1	Syracuse..... 1-0	
Evansville..... 1-0	Long Beach State..... 1-0	Notre Dame..... 0-1	Tennessee..... 4-3	

ASSOCIATE HEAD COACH COREY MYERS

Corey Myers joined the Auburn softball staff Aug. 16, 2013 as an assistant coach and oversees the pitching staff.

Last year, under the tutelage of Myers, the Tigers posted their best totals in the circles in years. Auburn pitchers won a program record 58 games in 2016. Their 2.19 team ERA was the lowest mark since 2012. The Tigers also totaled 19 shutouts, which was the highest output in that category since 2008.

Auburn recorded 286 strikeouts and allowed only 142 earned runs, both the best by a pitching staff in five years.

Lexi Davis left as the all-time winningest pitcher in program history with 62 wins, 54 of which came under Myers.

In 2015, Myers guided a pitching staff that had a 3.59 ERA combined with 56 wins, 16 complete games and 10 shutouts. The 56 wins set a new Auburn single-season record as his pitchers threw over 400 innings with 221 earned runs, 283 strikeouts and only 203 walks, leading Auburn to its first Women's College World Series appearance and first SEC Tournament championship.

Lexi Davis finished at the top of the team with a 26-3 record, nine of those wins coming in SEC play. Davis's 26 wins in 2015 was the second-most in a single-season by any Auburn player in program history.

In 2014, just his first season in the Orange and Blue, Myers coached his pitchers to the most wins since 2005 (42). In 62 games, his pitchers threw 391 innings and tallied 285 strikeouts. Only 182 earned runs were given up as the duo of Lexi Davis and Marcy Harper continued their strong Auburn careers.

Both Davis and Harper combined for a feat that will stand alone for some time as the two hurlers combined for three consecutive no-hitters during the non-conference season. The feat had never been accomplished in Auburn history and was only the second time in SEC history.

Myers spent 2013 season as assistant coach and director of player development for the Birmingham (Ala.) Thunderbolts 18 Gold softball team. From 2009-2012, Myers owned and operated the CM Baseball & Softball Academy in Chandler, Ariz.

Myers also served as volunteer coach working with infielders and hitters for Arizona State softball from 2007-08, helping the Sun Devils to the 2008 NCAA championship.

In 1999, Myers was the fourth player taken in the first round of the MLB draft, going to the Arizona Diamondbacks. Myers also played for the Los Angeles Angels and Chicago Cubs organizations from 1999-2007.


ASSISTANT COACH SCOTT WOODARD


Scott Woodard joined the Auburn softball staff on July 8, 2013 as assistant coach. Woodard works with all aspects of the Tigers' program. Woodard previously served as assistant coach and recruiting coordinator with Clint Myers at Arizona State from 2011-13.

In just two years at ASU, Woodard helped head coach Clint Myers reach the Women's College World Series in both 2012 and 2013. Each season the team recorded over 50 wins and won twice at the 2012 WCWS against No. 12 Oregon and LSU. In Pac-12 play, the Sun Devils notched 34 wins in 48 total games. Overall, Woodard helped oversee a team that had a stellar record at home, going 40-4 in 2013 and 42-4 in 2012.

Prior to joining Arizona State in 2011, Woodard spent 15 years as the director of athletics and softball head coach at Western New Mexico University, his alma mater. While there, he restarted the softball program in 1998 and was at the helm of the club until 2001, only to return back in 2008.

Woodard coached four All-Americans at Western New Mexico and was an assistant on the 2004 NCAA West Region Championship squad that finished 5th at the NCAA Division II Championships.

Prior to starting the softball program at WNM, Woodard was the head coach of the school's baseball team for two seasons until the program was cut in 1993.

In addition to overseeing Western New Mexico's 11 intercollegiate athletic teams, Woodard served as an assistant coach for the Mustangs' football team from 1992-1996. As the team's offensive coordinator in 1995, Woodard helped the Mustangs to a 7-4 record and an upset of Cal State Northridge.

A native of Carlsbad, N.M., Woodard was an all-star shortstop for Western New Mexico and was twice named to the Rocky Mountain Athletic Conference All-Conference Team.

Woodard graduated from Western New Mexico in 1985 with a bachelor of science in biology and earned his master of arts in administration in 1986.



JAY JACOBS
Director of Athletics



MEREDITH JENKINS
Executive Associate AD / SWA



ANDREW AARON
Assistant Director of Video Services



CODY CHANEY
Director of Ticket Operations



TAYLOR COE
Manager



CHEYENNE COYLE
Graduate Assistant



KASEY FAGAN
Graduate Assistant



JOHN HECK
Assistant AD for Compliance



KRISTIN MAAS
Academic Counselor



EMILY MAGGI
Athletic Training Intern



LANA MEEKS
Assistant Athletics Trainer




SARAH MUÑOZ
Assistant Director of Marketing



CASEY MYERS
Volunteer Assistant Coach



WADE RACKLEY
Photographer



MEGAN REYNOLDS
Director of Operations



ELAYNA SIEBERT
Graduate Assistant




MORGAN SMITH
Graphic Designer



SARAH STALLKAMP
Manager of Operations




HALEY STEELE
Graduate Assistant



EMILY STONE
Manager



HUNTER VEACH
Manager



CODY VOGA
Assistant Director of Communications



JENNA ABBOTT

44

Pitcher/Designated Player
Sr. | 5-4 | L/L
Dawsonville, Ga. | Dawson County

HONORS AND AWARDS

- Academic All-SEC (2016)

JUNIOR SEASON (2016)

- Appeared in 46 games and started 29
- Drilled 20 hits, including four doubles, three home runs and one triple
- Netted 26 RBI and crossed the plate 17 times
- Maintained a .463 on-base percentage and held a .461 slugging percentage
- Went 3-for-3 with two runs and an RBI against DePaul (2/20)

SOPHOMORE SEASON (2015)

- Played in 45 games with 28 starts, primarily as the designated player
- Pitched 10.2 innings in the circle with one start coming against Dartmouth (2/21)
- Hit .270 with 20 walks and only 19 strikeouts on the year while driving in 21 RBI and 10 runs scored
- Hit .255 in SEC play with 12 hits, two home runs and 12 RBI in 47 plate appearances
- Had one hit each in all three games of the SEC Tournament with two RBI as Auburn's designated player
- Secured two hits in the NCAA Tournament and three RBI

FRESHMAN SEASON (2014)

- Made 45 appearances and started 30 games
- Batted .255 with 24 hits, 16 runs scored, five home runs and 30 RBI
- Slugged .479 with 10 walks and 15 strikeouts
- Pitched in the circle with a 1.75 ERA in six appearances
- Had 10 hits in conference play with three doubles and nine RBI
- Notched her first collegiate hit versus Marshall (2/14) in a pinch hit role, bringing in two RBI
- Went 1-for-1 in a duel with Minnesota (5/18) in game one of the regional final, hitting a game-winning home run in the bottom of the eighth inning

HIGH SCHOOL

- Played for coach Jimmy Pruett
- Named 2012 7AAA and Gainesville Times Northeast Georgia Player of the Year
- Earned first-team all-state
- Posted 13-3 record with a 0.71 ERA as a senior in 2013
- Had 123 strikeouts in 72.0 innings of work
- Hit .611 with nine home runs, 26 RBI, 12 doubles and .747 on-base percentage
- Played travel ball for Atlanta Vipers, winning 2013 18Gold ASA national championship

PERSONAL

- Daughter of Margaret and Jeff Abbott
- Has one brother, Jeffrey
- Enrolled in the College of Liberal Arts



CAREER HIGHS

AB.....	5 (2x), at Mississippi State (3/18/16)
Runs.....	3, at Arkansas (4/15/16)
Hits.....	3 (2x), vs. DePaul (2/20/16)
Doubles.....	2, vs. Savannah State (3/15/14)
Triples.....	1 (2x), vs. Furman (2/13/16)
Home Runs.....	2, vs. Winthrop (2/16/16)
RBI.....	6, vs. Appalachian State (2/14/16)
Hit Streak.....	4, (4/12/14-4/19/14))
On-Base Streak.....	11 (2x), (last 2/11/16-2/25/16)
Innings.....	2.0 (4x), last vs. Winthrop (2/15/15)
Hits.....	3, vs. Eastern Illinois (2/14/15)
Runs.....	3 (2x), at Texas A&M (4/11/15)
Earned Runs.....	3, at Texas A&M (4/11/15)
Walks.....	1 (2x), last at Texas A&M (4/11/15)
Strikeouts.....	2 (3x), last vs. Evansville (2/7/15)
Pitches.....	33, vs. Winthrop (2/15/15)
Allowed one earned run or fewer.....	16x, last vs. Alabama (4/18/15)

MULTI-HIT / MULTI-RBI GAMES

Year	Multi-Hit Games					Total	Year	Multi-RBI Games					Total
	2	3	4	5+	Year			2	3	4	5+		
2014	5	-	-	-	5	2014	5	1	1	-	7		
2015	1	1	-	-	2	2015	3	1	-	-	4		
2016	3	1	-	-	4	2016	3	-	-	1	4		
TOTAL	9	2	-	-	11	TOTAL	11	2	1	1	15		

YEAR	ERA	W-L	APP	GS	CG	SHO	SV	IP	H	R	ER	BB	SO	B/AVG
2014	1.75	0-0	6	0	0	0/2	0	8.0	6	2	2	0	4	.214
2015	4.59	0-0	11	1	0	0/2	0	10.2	15	9	7	2	8	.319
TOTAL	3.38	0-0	17	1	0	0/4	0	18.2	21	11	9	2	12	.280

YEAR	AVG	GP-GS	AB	R	H	2B	3B	HR	RBI	TB	SLG%	BB	HBP	SO	GDP	OB%	SAC	SB-ATT
2014	.255	45-30	94	16	24	6	0	5	30	45	.479	10	4	15	0	.345	2	0-0
2015	.270	44-28	89	10	24	3	1	2	21	35	.393	20	4	19	0	.417	2	0-0
2016	.263	46-29	76	17	20	4	1	3	26	35	.461	23	7	18	0	.463	2	0-0
TOTAL	.263	135-87	259	43	68	13	2	10	77	115	.444	53	15	52	0	.408	6	0-0



KASEY COOPER

13

Infielder

Sr. | 5-4 | L/R

Dothan, Ala. | Dothan

HONORS AND AWARDS

- NCAA Elite 90 Winner (2016)
- espnW Player of the Year (2016)
- Top 3 Finalist for USA Softball Player of the Year (2016)
- NFCA First Team All-American (2015, 2016)
- NFCA Second-Team All-American (2014)
- NFCA All-Region First Team (2014, 2015, 2016)
- WCWS All-Tournament Team (2016)
- SEC Player of the Year (2016)
- SEC Scholar-Athlete of the Year (2016)
- All-SEC First Team (2015, 2016)
- All-SEC Second-Team (2014)
- SEC All-Defensive Team (2015, 2016)
- CoSIDA Academic All-American (2015, 2016)
- CoSIDA Academic All-District (2015, 2016)
- SEC Player of the Week (Feb. 29, 2016, March 7, 2016)
- NFCA National Co-Freshman of the Year (2014)
- NFCA All-America Scholar Athlete (2014, 2015)
- USA Softball Top 50 Watch List
- SEC All-Freshman Team (2014)
- SEC All-Tournament Team (2015)
- SEC Freshman of the Week (March 10, 2014, April 28, 2014)
- Preseason All-SEC (2015, 2016)
- Academic All-SEC (2015, 2016)

JUNIOR SEASON (2016)

- Set seven individual single-season program records, topped the individual career charts in four categories and paced the club to set four team records in a season
- Broke the single-season records in games started (70), RBI (83), home runs (21), walks (71), on-base percentage (.581), slugging percentage (.880) and total bases (163)
- Took over the career program records in batting average (.410), slugging percentage (.799), RBI 224 and walks (163)
- Became the first female softball player ever to be named the SEC Player of the Year and the SEC Scholar-Athlete of the Year
- Her 83 RBI tied an SEC record for the most in a single season

SOPHOMORE SEASON (2015)

- Played in 64 games as the starting third-baseman, batting .391 with 75 hits, 18 home runs and 64 RBI
- .391 average was good for third-best on the team, while the home run total tied for second-best on the team, setting a new personal-best for home runs in a season
- Totaled 49 walks in 2015, setting a new Auburn single-season record
- Became the first Auburn Tiger to be named All-SEC, All-Region and All-American in her first two collegiate seasons

FRESHMAN SEASON (2014)


- Played in all 62 games as the starting third-baseman for Auburn, batting a team-leading .418 with 74 hits, 10 doubles, 18 home runs and 77 RBI
- Set Auburn freshman single-season records for RBI (77) and home runs (18)
- Named to All-SEC Second Team and All-Freshman Team becoming the first Auburn player to do so
- Named SEC Freshman of the Week twice becoming the first Auburn player to win the award twice in one year since Anna Thompson in 2007

HIGH SCHOOL

- Earned 2013 Alabama Gatorade Player of the Year honors
- Tabbed 6A Player and Pitcher of the Year honors
- Hit .569 with 22 home runs, 77 RBI to go with 28-13 record, 1.35 ERA and 392 strikeouts
- Inducted into the National Society of Collegiate Scholars and the Golden Key International Honor Society

PERSONAL

- Daughter of Jeff and Peppi Cooper
- Has one sister, Kortney, who played softball at Troy
- Enrolled in the Ginn College of Engineering



CAREER HIGHS

AB.....	6, vs. Alabama (4/18/15)
Runs.....	3 (9x), last at Arkansas (4/16/16)
Hits.....	4 (2x), last vs. Arkansas (4/25/15)
Doubles.....	2 (6x), last vs. UCLA (6/2/16)
Triples.....	1, vs. Appalachian State (2/11/16)
Home Runs.....	2 (5x), last vs. Texas A&M (5/8/16)
RBI.....	7 (2x), last at Arkansas (4/17/16)
Hit Streak.....	16, (2/21/15-3/20/15)
On-Base Streak.....	39, (2/11/16-4/8/16)

MULTI-HIT / MULTI-RBI GAMES

Year	Multi-Hit Games					Total	Year	Multi-RBI Games					Total
	2	3	4	5+				2	3	4	5+		
2014	12	7	1	-	20	2014	7	4	4	2	17		
2015	19	2	1	-	22	2015	12	5	1	1	19		
2016	16	6	-	-	22	2016	11	7	3	2	23		
TOTAL	47	15	2	-	64	TOTAL	30	16	8	5	59		

YEAR	AVG	GP-GS	AB	R	H	2B	3B	HR	RBI	TB	SLG%	BB	HBP	SO	GDP	OB%	SAC	SB-ATT
2014	.418	62-62	177	70	74	10	0	18	77	138	.780	43	2	7	0	.527	7	2-3
2015	.391	64-64	192	56	75	14	0	18	64	143	.745	49	6	25	0	.524	1	7-9
2016	.422	70-70	187	69	79	19	1	21	83	163	.872	71	1	15	2	.581	1	6-7
TOTAL	.410	196-196	556	195	228	43	1	57	224	444	.799	163	9	47	2	.545	9	15-19

**HALEY FAGAN****2****Infielder****R-Sr. | 5-10 | R/R****Dunnellon, Fla. | Dunnellon****JUNIOR SEASON (2016)**

- Saw action in 14 games and started 12 contests
- Racked up nine hits, including four doubles and one home run
- Tallied six RBI and had one sacrifice fly
- Carried a seven-game hitting streak from the NCAA Super Regionals through the Women's College World Series
- Made season debut in the SEC Tournament and started as the designated hitter against Alabama (5/13)
- Drilled a pinch-hit RBI double in a duel with USC Upstate (5/21)
- Roped three hits, including a double and a home run, and added three RBI in the double-header sweep of Arizona (5/29) to reach the Women's College World Series
- Laced a double and contributed a sacrifice fly en route to two RBI versus UCLA (6/2)
- Reached base twice by way of a single and a walk against Florida State (6/5)
- Had two base knocks versus Oklahoma (6/6-6/8)

SOPHOMORE SEASON (2015)

- Started all 67 games at either shortstop or third base
- Hit .347 during season with 69 hits, 11 doubles, 13 home runs and 56 RBI
- Held .338 average during conference play, notching 26 hits with five doubles, four home runs and 17 RBI
- Touted 14 multi-hit games
- Laced first hit and first home run in an Auburn uniform on opening day versus Troy (2/5), part of a 2-for-3 day with two runs scored and one RBI
- Set a new career-high six RBI in a game against Chattanooga (2/8)
- Had career-highs with four runs and four hits at No. 20 Missouri (3/27)
- Drilled solo home run versus LSU (5/2), giving Auburn the 1-0 victory and series win
- Hit home run in NCAA Regional against South Alabama (5/16)

2014

- Redshirted during the 2014 season for the Tigers

FRESHMAN SEASON AT SOUTH ALABAMA (2013)

- Hit .352 with a team-best 11 home runs and 51 RBI
- Led USA to Sun Belt Conference Tournament championship and a host-site in NCAA Regional
- Named Sun Belt Conference Freshman of the Year
- Tabbed First-Team All-SBC
- Earned NFCA First-Team All-Region honors

HIGH SCHOOL

- Played for coach Kevin Fagan
- Led Dunnellon High School to state championships in 2009 and 2010
- Played travel ball for Team North Florida

PERSONAL

- Daughter of Kevin and Nancy Fagan
- Has two brothers, Cole and Jack, and three sisters, Kasey, Sami and Cameron
- Two sisters played collegiate softball, Kasey at the University of Arkansas and Sami at the University of Missouri
- Father, Kevin, played in the NFL for the San Francisco 49ers from 1987-1993
- Enrolled in the College of Liberal Arts

**CAREER HIGHS**

AB.....	5 (3x), last vs. UCLA (5/30/16)
Runs.....	4, at Missouri (3/27/15)
Hits.....	4 (3x), last at Missouri (3/27/15)
Doubles.....	2 (2x), at Ole Miss (3/14/15)
Triples.....	1, at FIU (3/23/13)
Home Runs.....	2, at ULM (4/20/13)
RBI.....	6, vs. Chattanooga (2/8/15)
Hit Streak.....	11, (4/6/13-5/8/13)
On-Base Streak.....	17, (4/4/13-5/17/13)

MULTI-HIT / MULTI-RBI GAMES

Year	Multi-Hit Games					Total	Year	Multi-RBI Games					Total
	2	3	4	5+	Year			2	3	4	5+		
2013*	8	3	2	-	13	2013*	7	4	2	1	14		
2015	13	5	1	-	19	2015	8	4	1	1	14		
2016	1	-	-	-	1	2016	2	-	-	-	2		
TOTAL	22	8	3	-	33	TOTAL	17	8	3	2	30		

YEAR	AVG	GP-GS	AB	R	H	2B	3B	HR	RBI	TB	SLG%	BB	HBP	SO	GDP	OB%	SAC	SB-ATT
2013*	.352	56-56	165	40	58	6	1	11	51	99	.600	16	1	31	0	.405	0	1-1
2015	.347	67-67	199	58	69	11	0	13	56	119	.598	29	2	27	1	.427	5	3-3
2016	.231	14-12	39	1	9	4	0	1	6	16	.410	3	0	5	0	.279	1	0-0
TOTAL	.337	137-135	403	99	136	21	1	25	113	234	.581	48	3	63	1	.407	6	4-4



SYDNE WALDROP

77

Outfielder

Sr. | 5-3 | L/R

Springville, Ala. | Springville

HONORS AND AWARDS

- Academic All-SEC (2016)

JUNIOR SEASON (2016)

- Made 21 appearances, primarily as a pinch-hitter and pinch-runner
- Saw action in three games in the outfield
- Scored nine runs and added a hit
- Drew a pair of walks to aid a .429 on-base percentage
- Made season debut, scored a run and saw time in the outfield against Western Kentucky (2/12)
- Pinch-ran versus Appalachian State (2/14)
- Came on as a sub and scored a run in a contest with Oklahoma State (2/19)
- Went 1-for-1 with a single against Fordham (2/21)
- Scored one run in separate duels with Western Illinois (2/27), Indiana State (2/28) and Murray State (3/5)
- Came on as a pinch-runner twice in an SEC showdown with Florida (3/12-3/13)
- Scored runs as a pinch-runner against South Carolina (3/26) and Kentucky (4/1)
- Drew two pinch-hit opportunities and reached base from a walk at Arkansas (4/15-4/16)
- Scored a run in a matchup with Florida State (4/20)
- Came off the bench to pinch-run in the SEC Championship versus LSU (5/14)

SOPHOMORE SEASON (2015)

- Appeared in 34 games as a pinch runner or pinch hitter
- Posted a .333 batting average overall on the year
- Scored 14 runs overall as a pinch runner
- Recorded first collegiate hit and RBI at home against Winthrop (2/15)
- Drew a walk against Georgia State (2/12)
- Scored a run in the Women's College World Series against UCLA (5/30)

FRESHMAN SEASON (2014)

- Appeared in six games throughout the season as a pinch hitter or pinch runner
- Tallied a walk in her first collegiate at-bat against Marshall (2/14)
- Had one at-bat versus Winthrop (2/16) and Savannah State (3/15)
- Crossed the plate as a pinch runner against Georgia State (3/26) and Missouri (4/12)

HIGH SCHOOL

- Played for coach Chris Williams at Springville High School
- Hit .579 with 3 RBIs in her final campaign
- Also was a member of the Birmingham Thunderbolts 18 Premier Team

PERSONAL

- Daughter of Denis and Kelly Waldrop
- Enrolled in the College of Liberal Arts



CAREER HIGHS

AB.....	1 (10x), last at Arkansas (4/16/16)
Runs.....	1 (25x), last vs. Florida State (4/20/16)
Hits.....	1 (2x), last vs. Fordham (2/21/16)
Doubles.....	-
Triples.....	-
Home Runs.....	-
RBI.....	1, vs. Winthrop (2/15/15)
Hit Streak.....	-
On-Base Streak.....	2, (2/12/15-2/15/15)

MULTI-HIT / MULTI-RBI GAMES

Year	Multi-Hit Games					Total	Year	Multi-RBI Games					Total
	2	3	4	5+	Year			2	3	4	5+		
2014	-	-	-	-	-	-	2014	-	-	-	-	-	-
2015	-	-	-	-	-	-	2015	-	-	-	-	-	-
2016	-	-	-	-	-	-	2016	-	-	-	-	-	-
TOTAL	-	-	-	-	-	-	TOTAL	-	-	-	-	-	-

YEAR	AVG	GP-GS	AB	R	H	2B	3B	HR	RBI	TB	SLG%	BB	HBP	SO	GDP	OB%	SAC	SB-ATT
2014	.000	6-0	2	2	0	0	0	0	0	0	.000	2	0	0	0	.500	0	0-0
2015	.333	34-0	3	14	1	0	0	0	1	1	.333	1	0	1	0	.500	0	0-0
2016	.200	21-0	5	9	1	0	0	0	0	1	.200	2	0	1	0	.429	0	0-0
TOTAL	.200	61-0	10	25	2	0	0	0	1	2	.200	5	0	2	0	.467	0	0-0



KAYLEE CARLSON

16

Pitcher
Jr. | 5-10 | R/R
Garden Grove, Calif. | Pacifica
HONORS AND AWARDS

- SEC All-Tournament Team (2016)
- Academic All-SEC (2016)

SOPHOMORE SEASON (2016)

- Made 30 appearances and a team-high 22 starts in the circle for the Tigers
- Produced a 19-2 record and tossed four complete-game shutouts
- Won her first 13 decisions of the season
- Threw a team-best 130.2 innings and tallied 71 strikeouts
- Held opposing hitters to a .236 average and went the distance 10 times to pace the club on the mound
- Scattered five or fewer hits in nine consecutive starts mid-season
- Earned first save of the season after pitching the final 2.2 frames and adding a pair of send-downs in a duel with Boston College (2/25)
- Improved her record to 5-0 with a complete-game shutout that featured seven strikeouts against Tennessee State (3/9)
- Tossed a career-high 10.0 innings and totaled a personal-best mark of 12 strikeouts in an extra-inning triumph at Mississippi State (3/18)
- Struck out five in a complete-game shutout versus South Carolina (3/25)
- Did not allow an earned run and struck out two in 7.0 innings of work in the SEC Tournament versus Florida (5/13)
- Earned the win in the Women's College World Series 10-3 triumph over UCLA (6/2)
- Struck out five and got the win in the circle versus Florida State (6/5)

FRESHMAN SEASON AT NORTH CAROLINA (2015)

- Became the most used pitcher on staff in her first season at Carolina, going 18-10 in 36 appearances
- Struck out 121 batters while recording a 3.32 ERA
- Threw 14 complete games
- Pitched a one hit, one walk complete game in a victory over Dayton (2/20)

HIGH SCHOOL

- Starting pitcher for four years on the varsity team
- MaxPreps Freshman All-America Team in 2011, MaxPreps All-America Second Team in 2013, MaxPreps All-America First Team in 2014
- Ranked #17 in StudentSports.com's Top 100 Seniors
- Led Pacifica to the 2014 CIF Southern Section Division 1 Championship
- Named all-state and all-county four straight years
- Tabbed Orange County Pitcher of the Year in 2013
- Named to All-Empire League first team four straight years
- Helped team to Empire League title in 2011, 2012, 2013 and 2014
- Named Empire League Pitcher of the Year in 2011, 2012, 2014
- 2014 Pacifica High School Co-Female Athlete of the Year
- Honor roll student, member of the Pink Ribbon Club and the National Society of High School Scholars

PERSONAL

- Daughter of Bill and Katey Carlson
- Has one sister
- Enrolled in the College of Science and Mathematics



CAREER HIGHS

Innings.....	10.0, at Mississippi State (3/18/16)
Hits.....	10 (2x), last at Georgia (4/1/15)
Runs.....	11, at Notre Dame (4/26/15)
Earned Runs.....	11, at Notre Dame (4/26/15)
Walks.....	6, at Tennessee (4/30/16)
Strikeouts.....	12, at Mississippi State (3/18/16)
Pitches.....	140, at Mississippi State (3/18/16)
Allowed one earned run or fewer.....	40x, last vs. Florida State (6/5/16)

CAREER RECORD

Home / at Jane B. Moore Field.....	20-2 / 12-1
Road.....	10-7
Neutral.....	7-3
vs. SEC.....	9-2

YEAR	ERA	W-L	APP	GS	CG	SHO	SV	IP	H	R	ER	BB	SO	B/AVG
2015*	3.32	18-10	36	29	14	2/5	0	166.1	176	99	79	58	121	.267
2016	2.36	19-2	30	22	10	4/4	2	130.2	118	54	44	48	71	.236
TOTAL	2.90	37-12	66	51	24	6/9	2	297.0	294	153	123	106	192	.253



VICTORIA DRAPER

27

Outfielder

R-Jr. | 5-6 | L/R

Moulton, Ala. | Lawrence County

HONORS AND AWARDS

- Academic All-SEC (2015, 2016)

SOPHOMORE SEASON (2016)

- Played and started in 69 games
- Maintained a .325 batting average to go along with a .388 on-base percentage
- Roped 49 hits, including a pair of doubles
- Held a team-high 1.000 fielding percentage and recorded 87 putouts
- Opened the season on a five-game hitting streak, highlighted by a 3-for-3 showing with an RBI against Butler (2/13)
- Capped a seven-game hitting streak after notching a single and scored a run against Georgia State (3/6)
- Went 2-for-2 and crossed the plate three times in a duel with Tennessee State (3/9)
- Drilled four hits and scored five times at Arkansas (4/15-4/17)
- Was a perfect 4-for-4 at the plate and contributed three putouts at Tennessee (4/30-5/1)
- Chimed in four base knocks and scored twice against Texas A&M (5/6-5/8)
- Hit a single, scored a run and added a season-best five putouts against Georgia (6/4)

FRESHMAN SEASON (2015)

- Appeared in 45 games with two starts, appearances were primarily as a pinch-runner
- Hit .444 in nine at-bats with four hits, one double and two RBI
- Went 5-for-6 on stolen bases
- Named to SEC Spring Academic Honor Roll
- Made first collegiate starts in left field in final two games of three-game series versus Kentucky (3/21)
- Notched first career hit against Evansville, resulting in first career RBI
- Season-high 2-for-2 versus Ball State with first career extra-base hit (double)
- Scored once in each round of the NCAA Tournament against Tennessee Tech (5/15), Louisiana-Lafayette (5/22) and #1 Florida (5/31)

2014

- Appeared in three games as a freshman, all in the pinch-runner role
- Scored one run against Western Illinois (2/15) and Syracuse (3/1)
- Redshirted for the remainder of the season

HIGH SCHOOL

- Played for coach Amy Speegle
- Named the 2013 5A Alabama Hitter of the Year
- Earned all-state honors three years
- Also lettered in cross country, basketball and cheerleading
- Led Lawrence County to state championship in cross country
- Graduated salutatorian

PERSONAL

- Daughter of JoAnne and Doug Draper
- Has one brother, Tyler
- Enrolled in the Harbert College of Business



CAREER HIGHS

AB.....	5, at Mississippi State (3/18/16)
Runs.....	3, vs. Tennessee State (3/9/16)
Hits.....	3, vs. Butler (2/13/16)
Doubles.....	1 (3x), vs. Florida State (4/20/16)
Triples.....	-
Home Runs.....	-
RBI.....	1 (6x), last vs. Murray State (3/5/16)
Hit Streak.....	7 (2x), (last 4/30/16-5/13/16)
On-Base Streak.....	11, (4/23/16-5/20/16)

MULTI-HIT / MULTI-RBI GAMES

Year	Multi-Hit Games					Total	Year	Multi-RBI Games					Total				
	2	3	4	5+	Year			2	3	4	5+						
2015	1	-	-	-	1	2015	-	-	-	-	-	2016	-	-	-	-	-
2016	9	1	-	-	10	2016	-	-	-	-	-	TOTAL	-	-	-	-	-
TOTAL	10	1	-	-	11												

YEAR	AVG	GP-GS	AB	R	H	2B	3B	HR	RBI	TB	SLG%	BB	HBP	SO	GDP	OB%	SAC	SB-ATT
2014	.000	3-0	0	2	0	0	0	0	0	0	.000	0	0	0	0	.000	0	0-0
2015	.444	42-2	9	23	4	1	0	0	2	5	.556	2	0	2	0	.545	0	5-6
2016	.325	69-69	151	46	49	2	0	0	6	51	.338	15	2	22	0	.388	10	4-4
TOTAL	.331	114-71	160	71	53	3	0	0	8	56	.350	17	2	24	0	.398	10	9-10



MADI GIPSON

4

Outfielder

R-Jr. | 5-6 | R/R

Hoover, Ala. | Spain Park

HONORS AND AWARDS

- Academic All-SEC (2016)
- SEC Academic Honor Roll (2015)

SOPHOMORE SEASON (2016)

- Appeared in 68 games and started 67 as a stalwart in the outfield
- Laced 42 hits, including 13 doubles, six home runs and one triple
- Scored 39 runs and brought in 43
- Drew 29 walks and swiped a bag
- Opened the season 4-for-9 with six runs, two RBI and one home run (2/11-2/13)
- Smacked a triple to highlight a 2-for-3 showing with two RBI versus Oklahoma State (2/19)
- Smashed a homer against James Madison (2/20)
- Crossed the plate a season-high three times and netted a home run versus DePaul (2/20)
- Went 3-for-3 with four RBI and two runs scored in a duel with Fordham (2/21)
- Hit two doubles, had two RBI and crossed the plate once versus South Carolina (3/25)
- Drilled a roundtripper against Troy (4/6)
- Went 3-for-4 with a homer and four RBI at Arkansas (4/16)
- Notched a home run and accounted for two RBI versus Florida State (4/20)
- Smacked a double and later crossed the plate versus Arizona (5/28)
- Picked up base knocks in back-to-back games at the Women's College World Series against Georgia (6/4) and Florida State (6/5)

2015

- Redshirted the season

FRESHMAN SEASON (2014)

- Appeared in 37 games, starting 13 at first base
- Hit .222 with 14 hits, four home runs and 19 RBI
- Notched seven walks and had an on-base percentage of .315
- Defensively, she had 70 putouts and five assists with no errors
- Notched first collegiate hit against Winthrop (2/16)
- Hit first home run versus Maryland (3/1), bringing in three runs
- Hit a grand slam against Savannah State (3/15)
- Had a season-high two hits versus Georgia (4/20), along with two RBI

HIGH SCHOOL

- Played for coach C.J. Hawkins
- Posted a .521 slugging percentage with 25 RBI, 36 runs, three home runs and a .397 on-base percentage as a senior
- Earned all-state and all-metro honors in 2013
- Named Co-MVP and defensive player of the year for Spain Park in 2013
- Also lettered in volleyball, earning all-metro honors in 2013
- Played travel ball for Birmingham Thunderbolts
- Graduated from Spain Park magna cum laude

PERSONAL

- Daughter of Kathy and Joey Gipson
- Has one sister, Amber
- Enrolled in the College of Education



CAREER HIGHS

AB.....	5, at Georgia (4/20/14)
Runs.....	3, vs. DePaul (2/20/16)
Hits.....	3 (2x), last at Arkansas (4/16/16)
Doubles.....	2 (2x), vs. South Carolina (3/25/16)
Triples.....	1, vs. Oklahoma State (2/19/16)
Home Runs.....	1 (10x), last vs. Florida State (4/20/16)
RBI.....	4 (3x), last at Arkansas (4/16/16)
Hit Streak.....	5, (2/19/16-2/21/16)
On-Base Streak.....	8 (2x), (last 3/23/16-4/6/16)

MULTI-HIT / MULTI-RBI GAMES

Year	Multi-Hit Games					Total	Year	Multi-RBI Games					Total
	2	3	4	5+	Year			2	3	4	5+		
2014	2	-	-	-	2	2014	4	1	1	-	6		
2016	5	2	-	-	7	2016	9	-	2	-	11		
TOTAL	7	2	-	-	9	TOTAL	13	1	3	-	17		

YEAR	AVG	GP-GS	AB	R	H	2B	3B	HR	RBI	TB	SLG%	BB	HBP	SO	GDP	OB%	SAC	SB-ATT
2014	.222	37-13	63	8	14	1	0	4	19	27	.429	7	2	16	1	.315	1	0-0
2015	.000	0-0	0	0	0	0	0	0	0	0	.000	0	0	0	0	.000	0	0-0
2016	.239	68-67	176	39	42	13	1	6	43	75	.426	29	3	33	2	.352	2	1-1
TOTAL	.234	105-80	239	47	56	14	1	10	62	102	.427	36	5	49	3	.343	3	1-1



WHITNEY JORDAN

3

Outfielder

Jr. | 5-10 | R/R

Athens, Ala. | Athens

HONORS AND AWARDS

- Academic All-SEC (2016)

SOPHOMORE SEASON (2016)

- Played in 69 games and started 65 as the team's primary shortstop
- Laced 41 hits, including seven home runs, six doubles and three triples
- Slugged at a .411 clip and had an on-base percentage of .320
- Tallied 91 putouts and assisted on 143 outs on defense
- Earned first start of the season and hit a triple with two RBI against Appalachian State (2/11)
- Laced a home run to highlight a 2-for-3 showing at the dish with a career-best five RBI versus Butler (2/13)
- Blasted a homer, drew two walks and had three RBI against Appalachian State (2/14)
- Notched a home run and three RBI against Fordham (2/21)
- Touted a 3-for-3 performance with a double and an RBI versus Indiana State (2/28)
- Smacked a solo roundtripper versus South Carolina (3/26)
- Went 3-for-4 with a career-best five RBI and a triple at Arkansas (4/15)
- Smashed a homer and added a single in the series finale at Arkansas (4/17)
- Went 2-for-3 with two runs and a double in the SEC Championship against LSU (5/14)
- Hit 2-for-4, highlighted by a double and a home run, and had three RBI in the Women's College World Series Championship Series against Oklahoma (6/7)

FRESHMAN SEASON (2015)


- Played in 25 games, starting three
- Batted .115 with three hits, two doubles, four runs scored and three RBI
- Played in six SEC games, batting .143 with one hit in seven at-bats
- Tallied first collegiate hit, a double versus Ball State (2/13) and stole a base
- Went 1-for-2 with a double and an RBI against Winthrop (2/15)
- Provided the game-winning fielder's choice against Louisiana-Lafayette (5/22) to score Haley Fagan and send Auburn to its first Women's College World Series

HIGH SCHOOL

- Was part of the 5A State Champions during her sophomore season and was named the 5A tournament MVP
- Was also the 2010 5A Pitcher of the Year and named all-state as a pitcher
- In 2011, was named all-state and super all-state as a utility player
- Tied the state record for most home runs hit in a single game and hit 22 home runs throughout the season
- In 2013, was named all-state as a utility player
- Played travel ball for the Germantown Red Devils during 16U for Jack Kinney and then played for the Tennessee Fury during 18U for Pat Moyer, Shelby Burchell and Ashley Andrews
- Was a member of the Student Council Association and FCA

PERSONAL

- Daughter of Andy and Wendy Jordan
- Enrolled in the College of Education



CAREER HIGHS

AB.....	6, at Mississippi State (3/18/16)
Runs.....	2 (9x), last vs. Jacksonville State (5/22/16)
Hits.....	3 (2x), last at Arkansas (4/15/16)
Doubles.....	1 (8x), last vs. Oklahoma (6/7/16)
Triples.....	1 (3x), last at Arkansas (4/15/16)
Home Runs.....	1 (7x), last vs. Oklahoma (6/7/16)
RBI.....	5 (2x), last at Arkansas (4/15/16)
Hit Streak.....	6, (2/13/16-2/19/16)
On-Base Streak.....	10, (5/13/16-6/2/16)

MULTI-HIT / MULTI-RBI GAMES

Year	Multi-Hit Games					Total	Year	Multi-RBI Games					Total
	2	3	4	5+	Year			2	3	4	5+		
2015	-	-	-	-	-	-	2015	-	-	-	-	-	
2016	9	2	-	-	11	11	2016	2	3	-	2	7	
TOTAL	9	2	-	-	11	11	TOTAL	2	3	-	2	7	

YEAR	AVG	GP-GS	AB	R	H	2B	3B	HR	RBI	TB	SLG%	BB	HBP	SO	GDP	OB%	SAC	SB-ATT
2015	.115	25-3	26	4	3	2	0	0	3	5	.192	3	1	5	0	.233	0	1-1
2016	.228	69-65	180	39	41	6	3	7	39	74	.411	18	7	44	2	.320	1	3-4
TOTAL	.214	94-68	206	43	44	8	3	7	42	79	.383	21	8	49	2	.309	1	4-5

**COURTNEY SHEA****93****Catcher****Jr. | 5-10 | L/R****Mountain Brook, Ala. | Mountain Brook****HONORS AND AWARDS**

- Academic All-SEC (2015, 2016)
- Top Tiger (2015)

SOPHOMORE SEASON (2016)

- Finished the season with a .225 batting average over 111 at-bats
- Collected 29 RBI over the course of the seasons
- Homered eight times, including three times in back-to-back games
- Racked up 98 putouts in 52 games played
- Held a .312 on-base percentage and a .495 slugging clip
- Went 1-for-1 against Appalachian State (2/14) collecting three RBI on one swing with a 3-run home run
- Launched a homer in back-to-back games on the same day versus James Madison (2/20) and DePaul (2/20)
- Picked up two hits and one RBI against Boston College (2/25-2/26)
- Had two home runs, four RBI and four runs in starts behind the plate in contests with St. John's (2/27) and Indiana State (2/28)
- Smacked a home run and had two RBI at Kentucky (4/2)
- Plated two in a pinch-hit role against Longwood (4/10)
- Totaled five RBI, three runs and two homers at Arkansas (4/15-4/17)
- Picked up two hits and scored twice in the NCAA Regional contests with USC Upstate (5/21) and Jacksonville State (5/22)
- Drew three pinch-hit opportunities in the Women's College World Series Championship Series against Oklahoma (6/6-6/8)

FRESHMAN SEASON (2015)

- Made 26 starts for the Tigers, 25 as a catcher and one as designated player
- Appeared in 12 other games as a pinch-hitter
- Hit .297 with one home run and was walked 12 times
- Tallied 13 RBI and 19 hits throughout the year
- First collegiate hit came against UAB (2/6) in the second game of the year, part of a 1-for-2 day with one RBI and one run scored
- Hit first collegiate home run in a 2-for-2 performance with five RBI against Georgia State (2/12)
- Went 2-for-2 with a run scored at home against Eastern Illinois (2/14)
- Posted a four-game hitting streak from (2/14-2/18)

HIGH SCHOOL

- Played at Mountain Brook High School while also playing for the Birmingham Thunderbolts travel team
- During junior season at Mountain Brook, was part of a 25-12 team under first-year head coach Erin Wright and batted .554 with 27 RBI, nine home runs and 16 runs scored
- Named to the Alabama Class 6A All-State team as a catcher in the spring of 2014

- Over last three seasons, batted .630 with 75 hits in 119 at-bats and 54 RBI and captained team to the Alabama 6A High School North Central Regional Quarterfinals

PERSONAL

- Daughter of Richard and Beth Shea
- Father, Richard, played football for Auburn from 1988-91
- Has a sister, Caroline
- Enrolled in the College of Liberal Arts

**CAREER HIGHS**

AB.....	4 (6x), last vs. Texas A&M (5/7/16)
Runs.....	3, vs. Indiana State (2/28/16)
Hits.....	2 (5x), last vs. UAB (4/8/15)
Doubles.....	2, vs. Eastern Illinois (2/14/15)
Triples.....	-
Home Runs.....	1 (9x), last at Arkansas (4/16/16)
RBI.....	5, vs. Georgia State (2/12/15)
Hit Streak.....	9, (2/20/16-3/5/16)
On-Base Streak.....	10, (2/19/16-3/5/16)

MULTI-HIT / MULTI-RBI GAMES

Year	Multi-Hit Games					Total	Year	Multi-RBI Games					Total
	2	3	4	5+	Year			2	3	4	5+		
2015	5	-	-	-	5	2015	2	-	-	1	3		
2016	-	-	-	-	-	2016	5	2	1	-	8		
TOTAL	5	-	-	-	5	TOTAL	7	2	1	1	11		

YEAR	AVG	GP-GS	AB	R	H	2B	3B	HR	RBI	TB	SLG%	BB	HBP	SO	GDP	OB%	SAC	SB-ATT
2015	.297	38 - 26	64	8	19	4	0	1	13	26	.406	12	3	17	0	.430	0	0-0
2016	.225	52 - 33	111	19	25	6	0	8	29	55	.495	12	3	23	1	.313	2	0-0
TOTAL	.251	90-59	175	27	44	10	0	9	42	81	.463	24	6	40	1	.357	2	0-0



EMILY SPAIN

7

Infielder

Jr. | 5-4 | L/R

Pelham, Ala. | Pelham

HONORS AND AWARDS

- Academic All-SEC (2016)

SOPHOMORE SEASON (2016)

- Appeared in 17 games and started two
- Scored seven runs and drilled four hits, including one double
- Totaled five RBI and reached base safely at a .458 clip
- Held a perfect fielding percentage, converting all five attempts in the field
- Made campaign debut as a pinch-hitter, saw time at second base and contributed an RBI against Western Kentucky (2/12)
- Went 2-for-2 with two RBI and scored a run versus Butler (2/13)
- Smacked a double in a contest with DePaul (2/20)
- Added an RBI to key a win over Fordham (2/21)
- Drew three walks, crossed the plate three times and contributed a single versus Western Illinois (2/27)
- Reached base by way of a walk in games against Florida (3/14) and Samford (3/16)
- Came in as a pinch-hitter in SEC contests at Mississippi State (3/18), Kentucky (4/2) and Arkansas (4/15-4/16)

FRESHMAN SEASON (2015)

- Played in three games during 2015, recording four at-bats with one hit and two RBI
- First collegiate RBI came against Evansville (2/7)
- First collegiate hit coming against Georgia State (2/12), which also resulted in an RBI

HIGH SCHOOL

- Played for the Pelham varsity softball team from 7th grade through graduation (6 years), in the middle infield
- Part of state tournament runner-up team in 2013, with only six losses all year
- Also part of travel team, Birmingham Vipers, that was second at 2014 ASA Nationals

PERSONAL

- Daughter of Jack and Jackie Spain
- Has two older sisters, Robin and Ellen
- All family members attended Auburn
- Enrolled in the College of Liberal Arts



CAREER HIGHS

AB.....	2 (5x), last vs. Bryant (3/5/16)
Runs.....	3, vs. Western Illinois (2/27/16)
Hits.....	2, vs. Butler (2/13/16)
Doubles.....	1, vs. DePaul (2/20/16)
Triples.....	-
Home Runs.....	-
RBI.....	2, vs. Butler (2/13/16)
Hit Streak.....	-
On-Base Streak.....	2 (2x), (last 3/14/16-3/16/16)

MULTI-HIT / MULTI-RBI GAMES

Year	Multi-Hit Games					Total	Year	Multi-RBI Games					Total
	2	3	4	5+	2			3	4	5+			
2015	-	-	-	-	-	-	2015	-	-	-	-	-	
2016	1	-	-	-	1	1	2016	1	-	-	-	1	
TOTAL	1	-	-	-	1	1	TOTAL	1	-	-	-	1	

YEAR	AVG	GP-GS	AB	R	H	2B	3B	HR	RBI	TB	SLG%	BB	HBP	SO	GDP	OB%	SAC	SB-ATT
2015	.250	3-0	4	0	1	0	0	0	2	1	.250	0	0	1	0	.250	0	0-0
2016	.235	17-2	17	7	4	1	0	0	5	5	.294	6	1	1	0	.458	0	0-0
TOTAL	.238	20-2	21	7	5	1	0	0	7	6	.286	6	1	2	0	.429	0	0-0



CARLEE WALLACE

Catcher
Jr. | 5-2 | R/R
Alpine, Calif. | Valhalla
HONORS AND AWARDS

- NFCA All-Region Second Team (2016)
- SEC All-Tournament Team (2016)
- Academic All-SEC (2016)
- WCWS All-Tournament Team (2015)

SOPHOMORE SEASON (2016)

- Racked up 167 putouts over 63 games played
- Homered five times on the season and finished with a .471 slugging percentage
- Rounded out the year with a .287 batting average, collecting 42 RBI and a .436 on-base clip
- Went 2-for-3 against Butler (2/13) with a double and a home run, collecting two RBI and scoring three times
- Went 2-for-3 in a contest with Indiana (3/4), driving in two RBI and collecting eight putouts
- Racked up four hits, including a double and a homer, three RBI and three runs in a double-header against Georgia State (3/6)
- Went 4-for-5 with a double and a roundtripper while also adding two RBI and two runs versus Florida (3/12-3/13)
- Scored four runs, added an RBI and contributed a double at Arkansas (4/15-4/16)
- Went 4-for-9 with four RBI and a double in a series matchup with Georgia (4/22-4/24)
- Plated two in the NCAA Super Regionals finale versus Arizona (5/29)
- Drew two walks and added a single in the opening game of the Women's College World Series against UCLA (6/2)
- Blasted a roundtripper, scored twice and chimed in three RBI versus Florida State (6/5)
- Drew two walks, scored a run and contributed a single in the WCWS Championship Series versus Oklahoma (6/6-6/8)

FRESHMAN SEASON (2015)

- Played in 59 games during her first season as a Tiger starting 51 at the catcher and designated player position
- Batted .281 with 39 hits, 18 for extra bases, eight home runs and 29 RBI
- Hit a team-high .462 with six hits, three for doubles and six RBI, en route to being named to the Women's College World Series All-Tournament Team
- Made first collegiate start at catcher versus Troy (2/5) during the season-opener
- Notched first collegiate hit in the third game of the year against Evansville (2/7)
- Hit first collegiate home run versus Mercer (2/14), going 2-for-3 in the game with three RBI
- Drilled three home runs over the next three games against Mercer (2/14), Eastern Illinois (2/14) and Winthrop (2/15)
- Hit game-winning single in the ninth inning to give Auburn its first-ever SEC Tournament Championship in a battle with Tennessee (5/9)
- Tallied three-straight two-hit games in the Women's College World Series versus Tennessee (5/30), UCLA (5/30) and Florida (5/31)

HIGH SCHOOL

- Named to the 2013 All-San Diego Section Second Team and 2013 CIF Small Schools Second Team
- Tabbed the 11th-best player in the country by StudentSports.com
- Led travel team, the So Cal Athletics, to their fourth-straight PGF 18U National Championship under coach Bruce Richardson

PERSONAL

- Daughter of Emory and Gena Wallace
- Enrolled in the College of Education



CAREER HIGHS

AB.....	5, vs. Tennessee (5/9/15)
Runs.....	3 (2x), last at Arkansas (4/16/16)
Hits.....	2 (20x), last vs. Alabama (5/13/16)
Doubles.....	2, vs. UCLA (5/30/15)
Triples.....	1 (3x), last vs. Tennessee State (3/9/16)
Home Runs.....	1 (13x), last vs. Florida State (6/5/16)
RBI.....	4 (2x), last vs. Georgia (4/23/16)
Hit Streak.....	11, (2/26/16-3/15/16)
On-Base Streak.....	16, (2/26/16-3/20/16)

MULTI-HIT / MULTI-RBI GAMES

Year	Multi-Hit Games					Total	Year	Multi-RBI Games					Total
	2	3	4	5+	Year			2	3	4	5+		
2015	8	-	-	-	8	2015	4	2	1	-	7		
2016	12	-	-	-	12	2016	11	1	1	-	13		
TOTAL	20	-	-	-	20	TOTAL	15	3	2	-	20		

YEAR	AVG	GP-GS	AB	R	H	2B	3B	HR	RBI	TB	SLG%	BB	HBP	SO	GDP	OB%	SAC	SB-ATT
2015	.281	59-51	139	24	39	10	0	8	29	73	.525	31	3	14	3	.417	3	0-0
2016	.287	66-63	174	41	50	11	3	5	42	82	.471	46	2	16	5	.436	4	0-0
TOTAL	.284	125-114	313	65	89	21	3	13	71	155	.495	77	5	30	8	.428	7	0-0



BREE FORNIS

15

Outfielder

So. | 5-4 | R/R

Tuscaloosa, Ala. | Hillcrest

HONORS AND AWARDS

- Academic All-SEC (2016)

FRESHMAN SEASON (2016)

- Speedy outfielder that played in 45 games for the Tigers, mostly as a pinch runner
- Finished the season with a .350 batting average after collecting seven hits in 20 at-bats
- Scored 18 runs for the Tigers and closed the season with a .458 on-base percentage and a .550 slugging clip
- Made season debut as a pinch-runner against Appalachian State (2/11)
- Went 2-for-2 with a home run, four RBI and a run scored against Butler (2/13)
- Produced hits in back-to-back contests versus DePaul (2/20) and Fordham (2/21)
- Smacked an RBI double and tallied two putouts at Samford (3/16)
- Earned first start of the season and laced a hit to go along with a run scored against Troy (4/6)
- Scored three runs, had one base knock and tallied a single at Arkansas (4/15-4/17)
- Crossed the plate in three straight contests against Florida State (4/20) and Georgia (4/23-4/24)
- Crossed the plate once in the opening game of the Women's College World Series Championship Series versus Oklahoma (6/6)

HIGH SCHOOL

- Varsity starter since freshman year at Hillcrest High School under head coach Ted Swinney
- Batted .412 during junior year with 52 RBI, 50 runs scored, 12 doubles, three triples and seven home runs
- Named to West Alabama Super Nine in 2014, along with a North/South All-Star nod
- Tabbed to 6A All-Tournament Team and 6A All-State Honorable Mention in 2014
- Winner of the High School Heisman award
- North-Central Regional and Alabama 6A Area Nine champions in 2014
- Was a National Merit Achievement Semifinalist and an AP Scholar

PERSONAL

- Daughter of Reginald and Niki Fornis
- Has one sister, Sydni
- Enrolled in the Ginn College of Engineering



CAREER HIGHS

AB.....	3, vs. Troy (4/6/16)
Runs.....	1 (18x), last vs. Oklahoma (6/6/16)
Hits.....	2, vs. Butler (2/13/16)
Doubles.....	1, at Samford (3/16/16)
Triples.....	-
Home Runs.....	1, vs. Butler (2/13/16)
RBI.....	4, vs. Butler (2/13/16)
Hit Streak.....	2, (2/20/16-2/21/16)
On-Base Streak.....	4, (2/20/16-3/16/16)

MULTI-HIT / MULTI-RBI GAMES

Year	Multi-Hit Games					Total	Year	Multi-RBI Games					Total
	2	3	4	5+	2			3	4	5+			
2016	1	-	-	-	1	2016	-	-	1	-	1		
TOTAL	1	-	-	-	1	TOTAL	-	-	1	-	1		

YEAR	AVG	GP-GS	AB	R	H	2B	3B	HR	RBI	TB	SLG%	BB	HBP	SO	GDP	OB%	SAC	SB-ATT
2016	.350	45-1	20	18	7	1	0	1	7	11	.550	3	1	2	0	.458	0	0-2
TOTAL	.350	45-1	20	18	7	1	0	1	7	11	.550	3	1	2	0	.458	0	0-2



MAKAYLA MARTIN

29

Pitcher

So. | 5-11 | L/R

San Diego, Calif. | Scripps Ranch

HONORS AND AWARDS

- WCWS All-Tournament Team (2016)
- NFCA Schutt Sports / NFCA Freshman Player of the Year Top 25 List (2016)

FRESHMAN SEASON (2016)

- Paced the staff with a 1.57 ERA in 32 appearances, including 18 starts
- Held a 15-4 record and tossed four complete games
- Won first 10 decisions of the season, threw two shutouts and assisted on a third
- Tossed 116.0 innings and racked up 64 strikeouts and held opponents to hit just .215
- Made career debut and struck out two in an inning of relief against Western Kentucky (2/12)
- Earned first career start and worked around an earned run with three send-downs in 4.0 innings versus Butler (2/13)
- Hurlled a complete-game shutout with four strikeouts versus USF (2/19)
- Struck out a career-best nine in 5.0 innings of work out of the bullpen against Indiana (3/4)
- Went the distance and scattered just four hits while sending down five in a win versus Georgia State (3/6)
- Netted three strikeouts in 4.0 innings and improved record to 10-0 in a start at Arkansas (4/16)
- Struck out two and surrendered just one earned run in 7.0 innings in the NCAA Super Regionals versus Arizona (5/29)
- Worked two appearances without allowing an earned run in the Women's College World Series against Florida State (6/5) and Oklahoma (6/7)
- Got the nod in the final game of the Championship Series and hurled 6.0 innings with one strikeout and did not allow an earned run versus Oklahoma (6/8)

HIGH SCHOOL

- Lettered in softball for four years at Scripps Ranch
- In 2013, batted .406 with 41 hits, 10 doubles, two triples, 40 RBI and five home runs
- Tallied a 1.52 ERA in the circle with 111 strikeouts and a 13-4 record
- Named first-team All-Eastern League in 2012
- Followed that up in 2013 with an Eastern League Pitcher of the Year award, another first-team All-Eastern League and named Offensive Player of the Year
- Part of SoCal Athletics travel team that was 2014 PGF 16U national champions, going 5-0 in the circle
- 2012 Triple Crown World Series champion
- 2011 ASA Junior Olympic 14U State Champion
- 2011 Triple Crown SoCal State Champion

PERSONAL

- Daughter of Steve and Melinda Martin
- Has two sisters, Stephanie and Alexandra
- Enrolled in the College of Liberal Arts



CAREER HIGHS

Innings.....	7.0 (3x), last vs. Arizona (5/29/16)
Hits.....	7, at Tennessee (5/1/16)
Runs.....	8, at Tennessee (5/1/16)
Earned Runs.....	5, at Tennessee (5/1/16)
Walks.....	5, at Tennessee (5/1/16)
Strikeouts.....	9, vs. Indiana (3/4/16)
Pitches.....	98, vs. Oklahoma (6/8/16)
Allowed one earned run or fewer.....	26x, last vs. Oklahoma (6/8/16)

CAREER RECORD

at Jane B. Moore Field.....	6-2
Road.....	4-1
Neutral.....	5-1
vs. SEC.....	6-2

YEAR	ERA	W-L	APP	GS	CG	SHO	SV	IP	H	R	ER	BB	SO	B/AVG
2016	1.57	15-4	32	18	4	2/3	2	116.0	92	41	26	38	64	.215
TOTAL	1.57	15-4	32	18	4	2/3	2	116.0	92	41	26	38	64	.215



CASEY McCRACKIN

15

Infielder

So. | 5-9 | R/R

Catonment, Fla. | J.M. Tate

HONORS AND AWARDS

- Academic All-SEC (2016)

FRESHMAN SEASON (2016)

- Started seven games and played in 35
- Finished the season with a .310 batting average after collecting nine hits in 29 at-bats and scoring 14 runs for the Tigers
- maintained a .487 on-base clip and a .448 slugging percentage
- Made season debut in pinch-hitting role and also saw time at shortstop versus Western Kentucky (2/12)
- Laced a double, had an RBI and scored twice against Butler (2/13)
- Went 2-for-3 with a home run and three RBI against Fordham (2/21)
- Recorded a single and an RBI versus Indiana State (2/28)
- Flared RBI single in pinch-hit spot at Samford (3/16)
- Laced a base knock and scored twice at Arkansas (4/15)
- Pinch-ran and scored versus Texas A&M (5/6)
- Pinch-ran in the Women's College World Series against Florida State (6/5) and Oklahoma (6/6)

HIGH SCHOOL

- Played 29 games during junior year for J.M. Tate High School, batting .351 with 34 hits, 10 doubles, three home runs and 16 RBI
- Scored 40 runs during that season also, the highest in Florida 7A division
- During 2014 summer with West Florida Elite, batted .404 with 36 hits, eight doubles and one home run with 15 RBI
- Helped lead high school team to undefeated district seasons in 2013 and 2014, en route to a district and regional championship
- Reached the state final four in 2014
- Part of Tate High School teams that went 21-5 in 2013 and 24-5 in 2014
- Named All-Area Second Team in 2014
- Also played soccer

PERSONAL

- Daughter of Randall and Laura McCrackin
- Has two siblings, Bailey and Carmen
- Enrolled in the Harbert College of Business



CAREER HIGHS

AB.....	4, vs. Fordham (2/21/16)
Runs.....	2 (2x), last at Arkansas (4/15/16)
Hits.....	2, vs. Fordham (2/21/16)
Doubles.....	1, vs. Butler (2/13/16)
Triples.....	-
Home Runs.....	1, vs. Fordham (2/21/16)
RBI.....	3, vs. Fordham (2/21/16)
Hit Streak.....	2, (2/13/16-2/14/16)
On-Base Streak.....	4, (4/9/16-4/16/16)

MULTI-HIT / MULTI-RBI GAMES

Year	Multi-Hit Games					Total	Year	Multi-RBI Games					Total
	2	3	4	5+	2			3	4	5+			
2016	1	-	-	-	1	2016	-	1	-	-	1		
TOTAL	1	-	-	-	1	TOTAL	-	1	-	-	1		

YEAR	AVG	GP-GS	AB	R	H	2B	3B	HR	RBI	TB	SLG%	BB	HBP	SO	GDP	OB%	SAC	SB-ATT
2016	.310	35-7	29	14	9	1	0	1	7	13	.448	7	3	11	0	.487	0	0-1
TOTAL	.310	35-7	29	14	9	1	0	1	7	13	.448	7	3	11	0	.487	0	0-1

**MORGAN PODANY****17****Outfielder****So. | 5-4 | R/R****Ponte Vedra, Fla. | Ponte Vedra****HONORS AND AWARDS**

- Academic All-SEC (2016)

FRESHMAN SEASON (2016)

- Appeared in 48 games and made three starts in the outfield
- Scored 14 runs and brought in 11
- Totaled six hits, including one roundtripper
- Slugged .375 and maintained an on-base percentage of .500
- Earned start in the outfield, drew two walks and scored a run in season opener against Appalachian State (2/11)
- Went 2-for-2 with two RBI and scored once against Butler (2/13)
- Secured two RBI in a start against Western Illinois (2/27)
- Drew two walks and scored a run against Bryant (3/5)
- Launched a grand slam as a pinch-hitter at Arkansas (4/15)
- Crossed the plate in NCAA Tournament in contests with USC Upstate (5/21), Arizona (5/29) and Florida State (6/5)

HIGH SCHOOL

- Lettered in her first three years of high school at Ponte Vedra High School
- Named All-County in 2012, 2013 and 2014 and third-team All-First Coast in 2012
- Capped junior year with All-State selection (2014)
- Batted .455 during junior season with 45 hits, six home runs, 27 RBI and only three strikeouts
- Claimed regional championship in 2012 and 2014, in turn leading to a State Final Four appearance in both years

PERSONAL

- Daughter of Jon and Julie Podany
- Father, Jon, played football at Miami of Ohio and mother, Julie, played basketball at Vanderbilt
- Has two sisters, Nikki and Kelli
- Enrolled in the College of Liberal Arts

**CAREER HIGHS**

AB.....	2 (5x), last vs. Bryant (3/5/16)
Runs.....	1 (14x), last vs. Florida State (6/5/16)
Hits.....	2, vs. Butler (2/13/16)
Doubles.....	-
Triples.....	-
Home Runs.....	1, at Arkansas (4/15/16)
RBI.....	4, at Arkansas (4/15/16)
Hit Streak.....	2, (2/13/16-2/14/16)
On-Base Streak.....	10, (2/11/16-3/5/16)

MULTI-HIT / MULTI-RBI GAMES

Year	Multi-Hit Games					Total	Year	Multi-RBI Games					Total
	2	3	4	5+	2			3	4	5+			
2016	1	-	-	-	1	2016	2	-	1	-	3		
TOTAL	1	-	-	-	1	TOTAL	2	-	1	-	3		

YEAR	AVG	GP-GS	AB	R	H	2B	3B	HR	RBI	TB	SLG%	BB	HBP	SO	GDP	OB%	SAC	SB-ATT
2016	.250	48-3	24	14	6	0	0	1	11	9	.375	12	0	4	0	.500	0	1-1
TOTAL	.250	48-3	24	14	6	0	0	1	11	9	.375	12	0	4	0	.500	0	1-1



TANNON SNOW

9

Infielder

So. | 5-7 | R/R

Chino Hills, Calif. | Chino Hills

FRESHMAN SEASON AT WASHINGTON (2016)

- Appeared in 50 games and started 43 for the Huskies
- Was one of only six on Washington's roster to make 50-plus appearances in the lineup
- Laced 28 hits, including five doubles and six homers to go along with 24 RBI
- Capped the year with a .418 slugging percentage and a .365 on-base clip
- Hit a home run in the season opener against Texas Tech (2/12)
- Went 3-for-4 with an RBI versus South Dakota State (2/13)
- Launched a roundtripper against Boise State (3/5)
- Hit a three-run shot in a matchup with UCLA (3/24)
- Went 6-for-8 with one homer and three RBI in series against Oregon State (4/22-4/24)

HIGH SCHOOL

- Played softball at Chino Hills High School
- Named the 2015 MaxPreps National Softball Player of the Year
- Set single-season state record with 28 home runs and 89 RBI during senior campaign
- Also set state record with 60 homers and 212 RBI during career
- Tabbed as conference MVP, all-american and all-league during prep career
- Played club softball for the OC Batbusters

PERSONAL

- Daughter of Craig and Trista Snow
- Has two sisters, Talee and Taylon
- Sister, Talee, played softball at UCLA
- Sister, Taylon, has committed to play at Auburn
- Enrolled in the College of Human Sciences



CAREER HIGHS

AB.....	4 (5x), last at Alabama (5/27/16)
Runs.....	3, vs. Texas Tech (2/12/16)
Hits.....	3 (2x), last at Oregon State (4/24/16)
Doubles.....	1 (5x), last vs. Minnesota (5/22/16)
Triples.....	-
Home Runs.....	1 (6x), last vs. Weber State (5/20/16)
RBI.....	3 (2x), last at UCLA (3/24/16)
Hit Streak.....	6, (5/12-22/16)
On-Base Streak.....	7, (5/7/16-5/22/16)

MULTI-HIT / MULTI-RBI GAMES

Multi-Hit Games						Multi-RBI Games					
Year	2	3	4	5+	Total	Year	2	3	4	5+	Total
2016	1	2	-	-	3	2016	4	2	-	-	6
TOTAL	1	2	-	-	3	TOTAL	4	2	-	-	6

YEAR	AVG	GP-GS	AB	R	H	2B	3B	HR	RBI	TB	SLG%	BB	HBP	SO	GDP	OB%	SAC	SB-ATT
2016*	.230	50-43	122	26	28	5	0	6	24	51	.418	22	4	19	0	.365	4	1-1
TOTAL	.230	50-43	122	26	28	5	0	6	24	51	.418	22	4	19	0	.365	4	1-1



KENDALL VEACH

24

Infielder
So. | 5-9 | R/R
Selma, Ala. | Morgan Academy
HONORS AND AWARDS

- Academic All-SEC (2016)

FRESHMAN SEASON (2016)

- Appeared in 23 games and started one
- Held a .263 batting average and reached base safely at a .548 clip
- Racked up five hits, including a double, and added five RBI
- Scored six runs and drew seven walks, including being hit by five pitches
- Made career debut in a pinch-hitting role against Appalachian State (2/11)
- Roped a single and scored a run in a matchup with Appalachian State (2/14)
- Went 1-for-1 and saw action at third base versus DePaul (2/20)
- Drew two walks and had an RBI in a contest with Indiana State (2/28)
- Scored runs against Tennessee State (3/9) and at Samford (3/16)
- Went 2-for-2 with a double, two RBI and crossed the plate once at Arkansas (4/15-4/16)
- Laced a single in a pinch-hitting spot against Florida State (4/20)
- Drew a walk in a game with Texas A&M (5/6)

HIGH SCHOOL

- Lettered five years at John T. Morgan Academy under head coach Ed Miller
- Had the highest batting average and was the team MVP of the varsity team in 2012, 2013 and 2014
- Batted .557 in 2014 with 39 hits, 63 RBI and no strikeouts
- Also hit 14 home runs that year
- Part of 2011 AHSAA 4A State Championship team
- Played travel ball with Birmingham Thunderbolts
- Was also part of the track and field team at Morgan Academy, becoming a state champion in the shot put and breaking the AISA record

PERSONAL

- Daughter of Donald and Deborah Veach
- Has one brother, Hunter
- Brother, Hunter, is a manager for the Tigers
- Great uncle, Alvis Veach, played baseball for the Philadelphia Athletics and the New York Giants in the 1940s
- Enrolled in the College of Education


CAREER HIGHS

AB.....	2 (3x), last vs. Georgia (4/23/16)
Runs.....	1 (6x), last at Arkansas (4/15/16)
Hits.....	1 (5x), last vs. Florida State (4/20/16)
Doubles.....	1, at Arkansas (4/16/16)
Triples.....	-
Home Runs.....	-
RBI.....	2, at Arkansas (4/16/16)
Hit Streak.....	3, (4/15/16-4/20/16)
On-Base Streak.....	5, (4/15/16-5/6/16)

MULTI-HIT / MULTI-RBI GAMES

Year	Multi-Hit Games					Total	Year	Multi-RBI Games					Total
	2	3	4	5+	Year			2	3	4	5+		
2016	-	-	-	-	-	-	2016	1	-	-	-	-	1
TOTAL	-	-	-	-	-	-	TOTAL	1	-	-	-	-	1

YEAR	AVG	GP-GS	AB	R	H	2B	3B	HR	RBI	TB	SLG%	BB	HBP	SO	GDP	OB%	SAC	SB-ATT
2016	.263	23-1	19	6	5	1	0	0	5	6	.316	7	5	4	0	.548	0	0-0
TOTAL	.263	23-1	19	6	5	1	0	0	5	6	.316	7	5	4	0	.548	0	0-0



KK CROCKER

1

Infielder

Fr. | 5-3 | L/R

Tuscaloosa, Ala. | Hillcrest

HIGH SCHOOL

- Played at Hillcrest High School
- Won three consecutive area and regional championships
- Named All-State during junior and senior campaigns
- Tabbed to All-Tournament Team in 2014, 2015 and 2016
- Selected to 2015 All-Star Team
- Named to Southern Regional All-American Team while playing club ball

PERSONAL

- Daughter of Chad and Meredith Crocker
- Has a sister, Mackenzie, and one brother, CJ
- Enrolled in the College of Agriculture



CARMYN GREENWOOD

10

Outfielder

Fr. | 5-8 | L/R

Birmingham, Ala. | Oak Mountain

HIGH SCHOOL

- Hit .508 as a senior at Oak Mountain High School
- Scored 51 runs and held an on-base percentage of .600 during final season
- Laced 22 doubles, five triples and 12 home runs to go along with 61 RBI in senior year
- Played club for the Birmingham Thunderbolts
- Also played basketball

PERSONAL

- Daughter of Ryan and Amy Greenwood
- Has two siblings, Caylor and Cassidy
- Enrolled in the Harbert College of Business





BREANNA GUTIERREZ 23

Catcher
 Fr. | 5-6 | R/R
 Buford, Ga. | Buford

HIGH SCHOOL

- Played at Buford High School
- Was a four-time state champion
- Played travel ball for the '98 Georgia Elite team

PERSONAL

- Daughter of Amy and Dennis Gutierrez
- Has one sister, Elan, and two brothers, Drew and Trevor
- Enrolled in the College of Liberal Arts



LANEY JOYNER 6

Infielder
 Fr. | 5-7 | R/R
 Woodstock, Ga. | Sequoyah

HIGH SCHOOL

- Four-year starter at shortstop for Sequoyah High School
- Named the 2015 and 2016 Offensive MVP
- Tabbed to the Region 7A First Team
- Selected to Cherokee County Invitational All-Tournament Team
- Named First Team All-County, Ledger-News and Cherokee Tribune
- Hit over .400 for career with 65 home runs
- Received Lamp of Knowledge and Academic Excellence awards
- Scholar-Athlete and Honor Roll member

PERSONAL

- Daughter of Robert Joyner and Lisa Wymer-Joyner
- Enrolled in the Ginn College of Engineering





BRITTANY MARESETTE 8

Outfielder
 Fr. | 5-4 | L/R
 Snellville, Ga. | Archer

HIGH SCHOOL

- Outfield starter for Archer High School
- Named 2015 Player of the Year for Gwinnett County
- Tabbed as the Offensive Player of the Year for Gwinnett County in 2014

PERSONAL

- Daughter of George and Rotricia Maresette
- Has one brother, Tyree
- Enrolled in the College of Liberal Arts



ALEXA NEMETH 30


Pitcher
 Fr. | 5-5 | L/L
 Auburn, Ala. | Auburn

HIGH SCHOOL

- Named Team MVP for local Auburn High School
- Was a pitcher and saw time at first base

PERSONAL

- Daughter of Alan Demaske and Amelia Nemeth
- Has one sister, Alana
- Enrolled in the College of Science and Mathematics




JUSTUS PERRY
18
Infielder
Fr. | 5-9 | R/R
Prior Lake, Minn. | Prior Lake
HIGH SCHOOL

- Listed as a four-time all-state player through stints at Prior Lake High School (Minn.) and Curry High School (Ala.)
- Tabbed all-conference five times and all-metro in three seasons
- Named a finalist for the Gatorade Player of the Year
- Won the state championship while earning all-region and all-section honors
- Played club ball for the Birmingham Thunderbolts

PERSONAL

- Daughter of Michael and Leslie Perry
- Enrolled in the College of Liberal Arts


ALYSSA RIVERA
21
Utility
Fr. | 5-9 | L/R
Eagle Lake, Fla. | Lake Region
HIGH SCHOOL

- Was a three-time district champion while playing at Lake Region High School
- Reached the state championship game twice
- Was a member of the Gold Coast Hurricanes for club coach Marty Cooper
- Also played volleyball and was a captain

PERSONAL

- Daughter of Christian and Lamona Rivera
- Has a sister, Mallory, and a brother, Jonathan
- Enrolled in the Harbert College of Business



**ASHLEE SWINDLE****14****Pitcher****Fr. | 5-6 | R/R****Jasper, Ala. | Curry****HIGH SCHOOL**

- Played softball for Curry High School
- Tabbed the MaxPreps, FloSoftball and American Family Insurance All-USA National Player of the Year
- Named the Alabama Gatorade Softball Player of the Year
- Selected as an all-american by FloSoftball, NFCA, and Premier Girls Fastpitch
- Tabbed the AHSAA 4A Player and Pitcher of the Year
- Also played basketball and was an all-area player while serving as a two-year captain
- National Honor Society member

PERSONAL

- Daughter of David and Trina Swindle
- Enrolled in the Harbert College of Business





2016 IN REVIEW



OVERALL RECORD: 58-12 // SEC: 16-7 // HOME: 35-6 // AWAY: 12-3 // NEUTRAL: 11-3

Date	Opponent	W	Score	L	Innings	Overall	SEC	Pitcher of Record	Attendance	Time
Feb 11, 2016	APPALACHIAN STATE	W	9-0		5	1-0-0	0-0-0	M. Harper (W 1-0)	1719	2:00
Feb 12, 2016	WESTERN KENTUCKY	W	19-1		5	2-0-0	0-0-0	K. Carlson (W 1-0)	1863	1:39
Feb 13, 2016	BUTLER	W	28-2		5	3-0-0	0-0-0	M. Martin (W 1-0)	2045	2:12
Feb 13, 2016	FURMAN	W	9-2		7	4-0-0	0-0-0	M. Harper (W 2-0)	2045	2:05
Feb 14, 2016	APPALACHIAN STATE	W	22-5		5	5-0-0	0-0-0	K. Carlson (W 2-0)	1826	2:48
Feb 17, 2016	at UCF	W	2-0		7	6-0-0	0-0-0	M. Harper (W 3-0)	438	2:06
Feb 19, 2016	vs Oklahoma State #	W	6-1		7	7-0-0	0-0-0	K. Carlson (W 3-0)	67	2:12
Feb 19, 2016	vs USF #	W	6-0		7	8-0-0	0-0-0	M. Martin (W 2-0)	67	2:10
Feb 20, 2016	vs James Madison #		2-3	L	7	8-1-0	0-0-0	M. Harper (L 3-1)	103	2:14
Feb 20, 2016	vs DePaul #	W	18-0		5	9-1-0	0-0-0	L. Davis (W 1-0)	103	1:43
Feb 21, 2016	vs Fordham #	W	18-1		5	10-1-0	0-0-0	M. Martin (W 3-0)	45	1:56
Feb 25, 2016	BOSTON COLLEGE	W	5-1		7	11-1-0	0-0-0	M. Harper (W 4-1)	1554	2:08
Feb 26, 2016	BOSTON COLLEGE	W	6-0		7	12-1-0	0-0-0	M. Martin (W 4-0)	1741	1:55
Feb 27, 2016	ST. JOHN'S	W	9-0		5	13-1-0	0-0-0	K. Carlson (W 4-0)	2046	1:36
Feb 27, 2016	WESTERN ILLINOIS	W	14-1		5	14-1-0	0-0-0	L. Davis (W 2-0)	2046	2:00
Feb 28, 2016	INDIANA STATE	W	21-0		5	15-1-0	0-0-0	M. Harper (W 5-1)	1814	2:05
Mar 04, 2016	INDIANA	W	8-7		(8)	16-1-0	0-0-0	R. Walters (W 1-0)	1763	3:05
Mar 05, 2016	MURRAY STATE	W	10-0		5	17-1-0	0-0-0	L. Davis (W 3-0)	1956	1:23
Mar 05, 2016	BRYANT	W	10-0		6	18-1-0	0-0-0	L. Davis (W 4-0)	1956	2:03
Mar 06, 2016	GEORGIA STATE	W	7-0		7	19-1-0	0-0-0	M. Martin (W 5-0)	1842	2:12
Mar 06, 2016	GEORGIA STATE	W	9-0		6	20-1-0	0-0-0	R. Walters (W 2-0)	1842	2:00
Mar 09, 2016	TENNESSEE STATE	W	7-0		7	21-1-0	0-0-0	K. Carlson (W 5-0)	1554	1:50
Mar 09, 2016	TENNESSEE STATE	W	8-0		5	22-1-0	0-0-0	M. Harper (W 6-1)	1554	1:35
Mar 12, 2016	FLORIDA *		3-6	L	7	22-2-0	0-1-0	R. Walters (L 2-1)	2059	1:40
Mar 13, 2016	FLORIDA *		5-8	L	7	22-3-0	0-2-0	R. Walters (L 2-2)	1919	2:35
Mar 14, 2016	FLORIDA *	W	5-4		7	23-3-0	1-2-0	M. Martin (W 5-1)	1949	2:36
Mar 16, 2016	at Samford	W	18-1		5	24-3-0	1-2-0	R. Walters (W 3-2)	914	1:45
Mar 18, 2016	at Mississippi State *	W	3-2		(14)	25-3-0	2-2-0	K. Carlson (W 6-0)	639	4:32
Mar 19, 2016	at Mississippi State *		3-6	L	7	25-4-0	2-3-0	M. Harper (L 6-2)	907	2:09
Mar 20, 2016	at Mississippi State *	W	2-0		7	26-4-0	3-3-0	R. Walters (W 4-2)	861	2:44
Mar 23, 2016	at Georgia State	W	8-4		7	27-4-0	3-3-0	M. Martin (W 7-0)	331	2:16
Mar 25, 2016	SOUTH CAROLINA *	W	10-0		5	28-4-0	4-3-0	K. Carlson (W 7-0)	1838	1:55
Mar 26, 2016	SOUTH CAROLINA *	W	5-2		7	29-4-0	5-3-0	R. Walters (W 5-2)	1930	2:05
Mar 26, 2016	SOUTH CAROLINA *	W	4-3		7	30-4-0	6-3-0	K. Carlson (W 8-0)	1930	2:28
Apr 01, 2016	at Kentucky *	W	9-0		5	31-4-0	7-3-0	K. Carlson (W 9-0)	1231	1:42
Apr 02, 2016	at Kentucky *	W	6-5		7	32-4-0	8-3-0	M. Martin (W 8-0)	1721	3:00
Apr 03, 2016	at Kentucky *	W	3-1		(9)	33-4-0	9-3-0	K. Carlson (W 10-0)	1285	2:37
Apr 06, 2016	TROY	W	8-1		7	34-4-0	9-3-0	L. Davis (W 5-0)	1742	2:09
Apr 08, 2016	LONGWOOD	W	2-1		7	35-4-0	9-3-0	R. Walters (W 6-2)	1841	1:55
Apr 09, 2016	LONGWOOD	W	5-2		7	36-4-0	9-3-0	K. Carlson (W 11-0)	1927	1:53
Apr 10, 2016	LONGWOOD	W	6-5		7	37-4-0	9-3-0	L. Davis (W 5-0)	1808	2:15
Apr 13, 2016	at UAB	W	8-1		7	38-4-0	9-3-0	M. Martin (W 9-0)	1104	1:57
Apr 15, 2016	at Arkansas *	W	21-0		5	39-4-0	10-3-0	K. Carlson (W 12-0)	453	2:05
Apr 16, 2016	at Arkansas *	W	23-0		5	40-4-0	11-3-0	M. Martin (W 10-0)	606	2:06
Apr 17, 2016	at Arkansas *	W	10-0		5	41-4-0	12-3-0	R. Walters (W 7-2)	612	1:43
Apr 20, 2016	FLORIDA STATE	W	9-6		7	42-4-0	12-3-0	R. Walters (W 8-2)	1897	2:22
Apr 20, 2016	FLORIDA STATE		3-4	L	7	42-5-0	12-3-0	M. Martin (L 10-1)	1897	2:09
Apr 22, 2016	GEORGIA *	W	4-3		7	43-5-0	13-3-0	K. Carlson (W 13-0)	1815	2:05
Apr 23, 2016	GEORGIA *	W	13-2		5	44-5-0	14-3-0	M. Martin (W 11-1)	1864	2:00
Apr 24, 2016	GEORGIA *	W	2-1		7	45-5-0	15-3-0	R. Walters (W 8-2)	1880	1:48
Apr 30, 2016	at Tennessee *		2-10	L	5	45-6-0	15-4-0	K. Carlson (L 13-1)	1783	2:43
May 1, 2016	at Tennessee *		1-12	L	5	45-7-0	15-5-0	M. Martin (L 11-2)	1631	2:51
May 06, 2016	TEXAS A&M *		5-6	L	(8)	45-8-0	15-6-0	R. Walters (L 9-3)	1770	3:02
May 07, 2016	TEXAS A&M *		6-13	L	7	45-9-0	15-7-0	M. Martin (L 11-3)	1862	3:06
May 08, 2016	TEXAS A&M *	W	5-4		7	46-9-0	16-7-0	K. Carlson (W 14-1)	1844	2:12
May 13, 2016	vs Alabama ^	W	6-4		7	47-9-0	16-7-0	M. Martin (W 12-3)	2213	2:33
May 13, 2016	vs Florida ^	W	2-1		7	48-9-0	16-7-0	K. Carlson (W 15-1)	2436	2:02
May 14, 2016	vs LSU ^	W	7-1		7	49-9-0	16-7-0	M. Martin (W 12-3)	1909	2:12
May 20, 2016	JACKSONVILLE STATE %	W	2-1		7	50-9-0	16-7-0	R. Walters (W 10-3)	1733	2:17
May 21, 2016	USC UPSTATE %	W	6-1		7	51-9-0	16-7-0	K. Carlson (W 16-1)	1851	2:32
May 22, 2016	JACKSONVILLE STATE %	W	14-2		5	52-9-0	16-7-0	M. Harper (W 7-2)	1850	2:02
May 28, 2016	ARIZONA !		3-5	L	7	52-10-0	16-7-0	K. Carlson (L 16-2)	1858	2:25
May 29, 2016	ARIZONA !	W	4-1		7	53-10-0	16-7-0	M. Martin (W 14-3)	1879	2:20
May 29, 2016	ARIZONA !	W	6-1		7	54-10-0	16-7-0	K. Carlson (W 17-2)	1889	2:13
Jun 02, 2016	vs UCLA &	W	10-3		7	55-10-0	16-7-0	K. Carlson (W 18-2)	8482	2:33
Jun 04, 2016	vs Georgia &	W	4-3		7	56-10-0	16-7-0	R. Walters (W 11-3)	8964	2:19
Jun 05, 2016	vs Florida State &	W	8-7		(8)	57-10-0	16-7-0	K. Carlson (W 19-2)	8828	3:05
Jun 06, 2016	vs Oklahoma &		2-3	L	7	57-11-0	16-7-0	L. Davis (L 6-1)	8171	1:50
Jun 07, 2016	vs Oklahoma &	W	11-7		(8)	58-11-0	16-7-0	M. Martin (W 15-3)	8409	3:07
Jun 08, 2016	vs Oklahoma &		1-2	L	7	58-12-0	16-7-0	M. Martin (L 15-4)	8367	2:12

* - SEC Game // # - Michele Smith PCF Invitational (Clearwater, Fla.) // ^ - SEC Tournament (Starkville, Miss.)
 % - NCAA Regional (Auburn, Ala.) // ! - NCAA Super Regional (Auburn, Ala.) // & - Women's College World Series (Oklahoma City, Okla.)



2016 STATISTICS

Table with 24 columns: Player, Avg., GP-GS, AB, R, H, 2B, 3B, HR, RBI, TB, SLG%, BB, HBP, SO, GDP, OB%, SF-SH, SB-ATT, PO, A, E, FLD%. Rows include individual players like Kasey Cooper, Emily Carosone, and a Totals/Opponents summary row.

Table with 24 columns: ERA, W-L, APP, GS/CG, SHO, SV, IP, H, R, ER, BB, SO, 2B, 3B, HR, AB, B/Avg, WP, HBP, BK, SFA, SHA. Rows include pitchers like Makayla Martin, Rachael Walters, and a Totals/Opponents summary row.

2016 SEC STATISTICS

Table with 24 columns: Player, Avg., GP-GS, AB, R, H, 2B, 3B, HR, RBI, TB, SLG%, BB, HBP, SO, GDP, OB%, SF-SH, SB-ATT, PO, A, E, FLD%. Rows include individual players like Kasey Cooper, Victoria Draper, and a Totals/Opponents summary row.

Table with 24 columns: ERA, W-L, APP, GS/CG, SHO, SV, IP, H, R, ER, BB, SO, 2B, 3B, HR, AB, B/Avg, WP, HBP, BK, SFA, SHA. Rows include pitchers like Rachael Walters, Kaylee Carlson, and a Totals/Opponents summary row.



Date	Opponent	AB	R	H	RBI	2B	3B	HR	TB	BB	IBB	SB	CS	HBP	SAC	SF	GDP	K	LOB	Avg.
Feb 11, 2016	APPALACHIAN STATE	18	9	7	6	0	2	0	11	10	0	0	0	0	0	1	0	0	8	.389
Feb 12, 2016	WESTERN KENTUCKY	25	19	8	12	2	0	0	10	12	0	0	0	2	0	0	0	5	8	.349
Feb 13, 2016	BUTLER	40	28	26	28	6	0	5	47	6	0	0	0	0	0	0	0	1	6	.494
Feb 13, 2016	FURMAN	31	9	9	7	1	1	1	15	2	0	1	0	0	0	1	0	3	4	.439
Feb 14, 2016	APPALACHIAN STATE	33	22	17	22	2	0	4	31	10	0	1	0	2	0	0	0	1	8	.456
Feb 17, 2016	at UCF	27	2	5	2	2	0	0	7	6	0	0	0	1	0	0	0	11	11	.414
Feb 19, 2016	vs Oklahoma State	26	6	5	5	1	2	0	10	4	0	0	0	3	0	0	0	6	6	.385
Feb 19, 2016	vs USF	24	6	8	6	4	0	0	12	5	1	1	0	0	1	0	0	5	6	.379
Feb 20, 2016	vs James Madison	25	2	3	2	0	0	2	9	2	0	0	0	1	0	0	0	9	5	.353
Feb 20, 2016	vs DePaul	36	18	20	16	5	1	4	39	4	0	0	0	1	0	0	1	0	8	.379
Feb 21, 2016	vs Fordham	39	18	23	18	6	1	2	37	3	0	0	0	0	0	0	0	8	9	.404
Feb 25, 2016	BOSTON COLLEGE	21	5	8	5	1	0	0	9	6	0	2	1	1	0	1	1	3	6	.403
Feb 26, 2016	BOSTON COLLEGE	30	6	10	6	2	1	1	17	2	0	1	0	0	0	0	0	3	8	.397
Feb 27, 2016	ST. JOHN'S	16	9	5	9	1	0	2	12	5	0	0	0	2	0	0	0	6	2	.394
Feb 27, 2016	WESTERN ILLINOIS	26	14	10	14	3	0	1	16	9	0	0	0	3	0	0	0	1	9	.393
Feb 28, 2016	INDIANA STATE	40	21	22	21	2	0	5	39	7	0	0	0	1	0	0	0	1	12	.407
Mar 04, 2016	INDIANA	33	8	10	8	3	0	2	19	5	0	0	0	1	0	1	0	10	11	.400
Mar 05, 2016	MURRAY STATE	22	10	10	7	1	0	0	11	5	0	0	1	1	0	1	0	3	7	.402
Mar 05, 2016	BRYANT	24	10	9	9	1	0	2	16	9	0	1	0	3	2	0	0	1	10	.401
Mar 06, 2016	GEORGIA STATE	24	7	5	5	0	0	1	8	9	0	0	0	0	0	0	0	3	8	.393
Mar 06, 2016	GEORGIA STATE	30	9	12	7	3	1	0	17	4	0	0	0	1	0	0	0	1	8	.393
Mar 09, 2016	TENNESSEE STATE	27	7	9	6	1	1	2	18	3	0	1	0	0	0	1	0	1	6	.391
Mar 09, 2016	TENNESSEE STATE	22	8	9	8	1	0	0	10	7	0	1	0	0	0	1	0	3	8	.391
Mar 12, 2016	FLORIDA	24	3	5	1	2	0	0	7	1	0	0	0	1	1	1	0	9	4	.385
Mar 13, 2016	FLORIDA	26	5	7	5	0	0	3	16	3	0	0	1	0	0	0	0	8	3	.380
Mar 14, 2016	FLORIDA	26	5	6	5	0	0	2	12	5	0	0	0	0	1	0	0	7	7	.375
Mar 16, 2016	at Samford	26	18	12	18	2	0	2	20	11	0	0	0	2	0	1	0	1	7	.378
Mar 18, 2016	at Mississippi State	51	3	8	2	1	0	1	12	9	0	0	0	0	0	0	1	5	15	.364
Mar 19, 2016	at Mississippi State	28	3	5	3	0	0	0	5	3	0	1	0	2	0	0	0	4	9	.357
Mar 20, 2016	at Mississippi State	24	2	1	0	0	0	0	1	8	0	2	0	0	0	0	0	9	9	.348
Mar 23, 2016	at Georgia State	29	8	11	8	2	0	2	19	2	0	0	0	2	1	0	6	6	6	.349
Mar 25, 2016	SOUTH CAROLINA	16	10	6	9	2	0	2	14	5	0	0	0	3	1	1	0	4	4	.350
Mar 26, 2016	SOUTH CAROLINA	25	5	7	4	1	0	2	14	2	0	0	0	1	0	0	0	4	5	.348
Mar 26, 2016	SOUTH CAROLINA	23	4	8	4	0	0	0	8	5	0	1	0	2	1	0	1	2	9	.348
Apr 01, 2016	at Kentucky	22	9	7	8	2	0	1	12	6	0	0	1	0	0	0	0	9	4	.347
Apr 02, 2016	at Kentucky	33	6	10	6	3	0	2	19	1	0	0	0	0	0	0	0	11	7	.346
Apr 03, 2016	at Kentucky	32	3	6	3	1	0	1	10	4	0	0	0	0	0	0	1	5	6	.341
Apr 06, 2016	TROY	26	8	7	7	1	0	1	11	7	0	1	0	1	0	0	0	3	8	.339
Apr 08, 2016	LONGWOOD	21	2	3	2	1	0	1	7	3	0	1	0	1	0	0	0	5	5	.335
Apr 09, 2016	LONGWOOD	21	5	4	3	1	0	1	8	5	0	2	1	1	1	0	0	1	5	.332
Apr 10, 2016	LONGWOOD	24	6	6	6	0	0	0	6	8	0	1	0	1	0	1	0	3	10	.331
Apr 13, 2016	at UAB	27	8	11	8	1	0	3	21	4	0	0	0	0	0	3	1	0	5	.332
Apr 15, 2016	at Arkansas	32	21	16	17	1	1	3	28	8	0	2	0	2	0	0	1	3	6	.337
Apr 16, 2016	at Arkansas	36	23	20	22	2	0	4	34	9	0	1	0	0	0	0	0	1	7	.344
Apr 17, 2016	at Arkansas	23	10	8	10	0	0	4	20	7	0	4	0	0	1	0	1	7	6	.344
Apr 20, 2016	FLORIDA STATE	23	9	6	7	1	0	1	10	7	0	0	0	0	1	0	1	3	4	.342
Apr 20, 2016	FLORIDA STATE	28	3	7	2	1	0	1	11	3	0	1	0	1	0	0	0	3	8	.340
Apr 22, 2016	GEORGIA	28	4	9	4	2	0	1	14	1	0	0	0	1	0	0	0	6	6	.340
Apr 23, 2016	GEORGIA	21	13	9	11	1	1	0	12	6	1	1	0	3	1	1	0	5	7	.341
Apr 24, 2016	GEORGIA	22	2	5	2	1	0	0	6	4	0	0	0	0	0	0	1	1	6	.339
Apr 30, 2016	at Tennessee	17	2	3	1	0	0	0	3	6	0	1	0	0	2	1	0	4	9	.337
May 1, 2016	at Tennessee	21	1	6	1	0	0	1	10	2	0	0	0	0	0	0	0	4	7	.336
May 06, 2016	TEXAS A&M	30	5	8	5	1	0	0	9	7	1	0	0	0	1	0	1	4	9	.335
May 07, 2016	TEXAS A&M	32	6	9	5	0	0	0	9	4	0	0	0	2	0	0	0	5	11	.334
May 08, 2016	TEXAS A&M	27	5	10	5	1	0	3	20	3	0	1	0	0	0	0	0	3	7	.334
May 13, 2016	vs Alabama	28	6	10	5	1	0	0	11	6	0	1	0	0	0	0	0	4	10	.335
May 13, 2016	vs Florida	26	2	6	2	1	0	1	10	2	0	1	0	1	0	0	1	5	6	.333
May 14, 2016	vs LSU	28	7	9	5	1	0	1	13	2	0	1	0	1	0	0	0	6	6	.333
May 20, 2016	JACKSONVILLE STATE	23	2	3	2	0	0	0	3	5	0	2	0	2	0	1	0	7	9	.330
May 21, 2016	USC UPSTATE	26	6	4	6	2	0	0	6	9	0	0	0	1	0	0	0	5	9	.327
May 22, 2016	JACKSONVILLE STATE	27	14	12	11	3	0	1	18	5	0	1	0	0	1	0	0	3	4	.329
May 28, 2016	ARIZONA	23	3	2	2	1	0	1	6	2	1	0	0	1	1	0	0	5	3	.326
May 29, 2016	ARIZONA	27	4	6	4	1	0	0	7	3	0	0	0	3	0	0	0	3	8	.324
May 29, 2016	ARIZONA	23	6	5	5	1	0	1	9	5	0	0	0	3	0	1	0	2	8	.323
Jun 02, 2016	vs UCLA	28	10	9	8	4	0	0	13	5	0	0	0	4	1	1	0	1	11	.323
Jun 04, 2016	vs Georgia	29	4	7	4	2	0	0	9	1	0	0	0	1	0	1	0	5	7	.321
Jun 05, 2016	vs Florida State	32	8	8	8	1	0	3	18	3	0	0	0	0	0	0	0	1	6	.320
Jun 06, 2016	vs Oklahoma	25	2	4	2	0	0	1	7	3	0	0	0	0	0	0	0	1	5	.318
Jun 07, 2016	vs Oklahoma	34	11	13	11	1	1	3	25	3	0	0	1	2	0	0	1	5	6	.319
Jun 08, 2016	vs Oklahoma	26	1	5	1	0	0	1	8	1	0	0	0	0	0	0	1	5	5	.317
Totals		1888	556	599	499	99	13	89	991	349	4	35	6	68	17	22	15	282	498	.317



2016 PITCHING GAME-BY-GAME

Date	Opponent	IP	H	R	ER	BB	SO	2B	3B	HR	WP	BK	HBP	DP	IBB	Score	W	L	SV	ERA
Feb 11, 2016	APPALACHIAN STATE	5.0	0	0	0	1	5	0	0	0	0	0	0	1	0	9-0	1	0	0	0.00
Feb 12, 2016	WESTERN KENTUCKY	5.0	1	1	0	3	4	0	0	0	0	0	0	0	0	19-1	2	0	0	0.00
Feb 13, 2016	BUTLER	5.0	6	2	1	1	4	0	0	0	0	0	1	1	0	28-2	3	0	0	0.47
Feb 13, 2016	FURMAN	7.0	8	2	2	2	3	1	0	0	0	0	0	2	0	9-2	4	0	0	0.95
Feb 14, 2016	APPALACHIAN STATE	5.0	6	5	5	4	4	2	0	0	2	0	0	0	0	22-5	5	0	0	2.07
Feb 17, 2016	at UCF	7.0	4	0	0	1	5	1	0	0	0	0	1	1	0	2-0	6	0	0	1.65
Feb 19, 2016	vs Oklahoma State	7.0	7	1	0	4	8	1	0	0	0	0	0	0	0	6-1	7	0	0	1.37
Feb 19, 2016	vs USF	7.0	5	0	0	3	4	0	0	0	0	0	0	1	0	6-0	8	0	0	1.17
Feb 20, 2016	vs James Madison	7.0	7	3	3	5	5	1	0	1	0	0	0	0	0	2-3	8	1	0	1.40
Feb 20, 2016	vs DePaul	5.0	2	0	0	0	6	0	0	0	1	0	0	0	0	18-0	9	1	0	1.28
Feb 21, 2016	vs Fordham	5.0	1	1	1	1	5	0	0	0	0	0	2	0	0	18-1	10	1	0	1.29
Feb 25, 2016	BOSTON COLLEGE	7.0	5	1	1	2	3	0	0	1	1	0	0	0	0	5-1	11	1	1	1.26
Feb 26, 2016	BOSTON COLLEGE	7.0	1	0	0	1	5	0	0	0	0	0	0	1	0	6-0	12	1	1	1.15
Feb 27, 2016	ST. JOHN'S	5.0	3	0	0	1	4	0	0	0	0	0	0	0	0	9-0	13	1	1	1.08
Feb 27, 2016	WESTERN ILLINOIS	5.0	4	1	1	0	2	0	0	0	0	1	0	0	0	14-1	14	1	1	1.10
Feb 28, 2016	INDIANA STATE	5.0	2	0	0	1	9	1	0	0	1	0	0	0	0	21-0	15	1	1	1.04
Mar 04, 2016	INDIANA	8.0	6	7	5	4	9	1	0	1	0	0	1	0	0	8-7	16	1	1	1.30
Mar 05, 2016	MURRAY STATE	5.0	3	0	0	2	3	1	0	0	0	0	0	0	0	10-0	17	1	1	1.24
Mar 05, 2016	BRYANT	6.0	2	0	0	1	7	1	0	0	0	0	0	0	0	10-0	18	1	2	1.18
Mar 06, 2016	GEORGIA STATE	7.0	4	0	0	1	5	0	0	0	0	0	0	0	0	7-0	19	1	2	1.11
Mar 06, 2016	GEORGIA STATE	6.0	2	0	0	0	3	0	0	0	0	0	1	2	0	9-0	20	1	2	1.06
Mar 09, 2016	TENNESSEE STATE	7.0	3	0	0	2	7	1	0	0	0	0	0	0	0	7-0	21	1	2	1.00
Mar 09, 2016	TENNESSEE STATE	5.0	2	0	0	3	8	0	0	0	0	0	0	0	0	8-0	22	1	2	0.96
Mar 12, 2016	FLORIDA	7.0	10	6	6	3	3	0	0	2	0	0	0	0	0	3-6	22	2	2	1.21
Mar 13, 2016	FLORIDA	7.0	11	8	8	5	1	2	1	3	0	0	0	1	0	5-8	22	3	2	1.52
Mar 14, 2016	FLORIDA	7.0	8	4	4	3	4	1	0	1	0	0	1	2	0	5-4	23	3	2	1.63
Mar 16, 2016	at Samford	5.0	0	1	0	1	1	0	0	0	0	0	0	0	0	18-1	24	3	2	1.58
Mar 18, 2016	at Mississippi State	14.0	6	2	2	3	15	0	0	0	0	0	0	0	0	3-2	25	3	2	1.53
Mar 19, 2016	at Mississippi State	6.0	6	6	6	4	2	0	1	0	0	2	0	0	0	3-6	25	4	2	1.71
Mar 20, 2016	at Mississippi State	7.0	4	0	0	4	8	0	0	0	1	0	0	0	0	2-0	26	4	3	1.65
Mar 23, 2016	at Georgia State	7.0	10	4	2	1	5	0	0	1	1	0	0	0	0	8-4	27	4	3	1.66
Mar 25, 2016	SOUTH CAROLINA	5.0	4	0	0	0	5	0	0	0	0	0	0	0	0	10-0	28	4	3	1.62
Mar 26, 2016	SOUTH CAROLINA	7.0	8	2	2	2	4	3	0	0	0	0	1	1	0	5-2	29	4	4	1.63
Mar 26, 2016	SOUTH CAROLINA	7.0	10	3	2	2	5	1	0	2	1	0	1	0	0	4-3	30	4	4	1.65
Apr 01, 2016	at Kentucky	5.0	2	0	0	2	1	0	0	0	0	0	0	0	0	9-0	31	4	4	1.61
Apr 02, 2016	at Kentucky	7.0	3	5	4	4	7	2	0	0	2	0	0	2	0	6-5	32	4	5	1.68
Apr 03, 2016	at Kentucky	9.0	6	1	1	3	3	1	0	0	0	0	0	2	0	3-1	33	4	5	1.65
Apr 06, 2016	TROY	7.0	3	1	1	1	7	0	0	1	0	0	0	0	0	8-1	34	4	5	1.63
Apr 08, 2016	LONGWOOD	7.0	4	1	1	0	7	0	0	0	0	0	2	1	0	2-1	35	4	6	1.61
Apr 09, 2016	LONGWOOD	7.0	5	2	1	1	3	1	0	0	2	0	0	0	0	5-2	36	4	6	1.59
Apr 10, 2016	LONGWOOD	7.0	5	5	5	4	4	0	0	2	0	0	1	0	0	6-5	37	4	7	1.68
Apr 13, 2016	at UAB	7.0	3	1	0	0	4	0	0	0	1	0	1	1	0	8-1	38	4	7	1.64
Apr 15, 2016	at Arkansas	5.0	3	0	0	4	5	1	0	0	0	0	0	1	0	21-0	39	4	7	1.61
Apr 16, 2016	at Arkansas	5.0	2	0	0	0	5	1	0	0	0	0	2	1	0	23-0	40	4	7	1.58
Apr 17, 2016	at Arkansas	5.0	4	0	0	1	9	1	0	0	0	0	0	0	0	10-0	41	4	7	1.56
Apr 20, 2016	FLORIDA STATE	7.0	9	6	6	5	6	0	0	1	0	0	2	1	0	9-6	42	4	7	1.66
Apr 20, 2016	FLORIDA STATE	7.0	7	4	4	1	2	0	0	1	0	0	0	1	0	3-4	42	5	7	1.72
Apr 22, 2016	GEORGIA	7.0	6	3	2	2	2	0	0	1	0	0	0	1	0	4-3	43	5	7	1.72
Apr 23, 2016	GEORGIA	5.0	8	2	2	3	2	1	0	1	0	0	0	1	0	13-2	44	5	7	1.74
Apr 24, 2016	GEORGIA	7.0	3	1	1	4	3	0	0	1	0	0	0	1	0	2-1	45	5	7	1.72
Apr 30, 2016	at Tennessee	4.0	8	10	10	12	1	1	0	0	0	0	0	0	0	2-10	45	6	7	1.92
May 1, 2016	at Tennessee	4.0	10	12	7	8	3	2	0	0	1	0	0	1	0	1-12	45	7	7	2.04
May 06, 2016	TEXAS A&M	8.0	11	6	5	5	2	1	0	3	0	0	0	2	0	5-6	45	8	7	2.10
May 07, 2016	TEXAS A&M	7.0	13	13	8	6	1	2	0	5	1	0	0	0	0	6-13	45	9	7	2.22
May 08, 2016	TEXAS A&M	7.0	7	4	4	2	0	0	1	2	0	0	1	2	0	5-4	46	9	7	2.25
May 13, 2016	vs Alabama	7.0	7	4	3	2	3	3	0	0	1	0	0	0	0	6-4	47	9	7	2.27
May 13, 2016	vs Florida	7.0	5	1	0	2	2	1	0	0	0	0	0	1	0	2-1	48	9	7	2.22
May 14, 2016	vs LSU	7.0	5	1	1	1	0	0	0	0	3	0	0	1	0	7-1	49	9	7	2.20
May 20, 2016	JACKSONVILLE STATE	7.0	3	1	0	4	11	1	0	0	0	0	0	0	0	2-1	50	9	7	2.16
May 21, 2016	USC UPSTATE	7.0	3	1	1	3	2	0	0	1	0	0	1	3	0	6-1	51	9	7	2.14
May 22, 2016	JACKSONVILLE STATE	5.0	6	2	2	0	6	0	0	1	0	0	0	0	0	14-2	52	9	7	2.15
May 28, 2016	ARIZONA	7.0	9	5	4	3	2	0	0	0	0	0	1	0	0	3-5	52	10	7	2.18
May 29, 2016	ARIZONA	7.0	5	1	1	1	2	1	0	0	1	0	2	1	0	4-1	53	10	7	2.16
May 29, 2016	ARIZONA	7.0	9	1	1	0	0	1	0	0	0	0	0	0	0	6-1	54	10	7	2.14
Jun 02, 2016	vs UCLA	7.0	7	3	3	2	2	1	0	1	0	0	0	1	0	10-3	55	10	7	2.16
Jun 04, 2016	vs Georgia	7.0	7	3	2	1	2	2	0	0	0	0	0	1	0	4-3	56	10	7	2.15
Jun 05, 2016	vs Florida State	8.0	11	7	4	6	6	1	1	1	1	0	3	0	0	8-7	57	10	7	2.18
Jun 06, 2016	vs Oklahoma	6.0	7	3	3	2	1	0	0	1	0	0	0	1	0	2-3	57	11	7	2.20
Jun 07, 2016	vs Oklahoma	8.0	10	7	4	1	1	0	0	1	0	0	0	1	0	11-7	58	11	7	2.22
Jun 08, 2016	vs Oklahoma	6.0	5	2	0	2	1	0	0	0	0	0	0	0	0	1-2	58	12	7	2.19
Totals		454.0	382	179	142	169	286	43	4	36	21	3	25	41	0	556-179	58	12	7	2.19



TEAM BATTING

AB.....	51, at Mississippi State (3/18/16)
Runs.....	28, vs. Butler (2/13/16)
Hits.....	26, vs. Butler (2/13/16)
Doubles.....	6 (2x), last vs. Fordham (2/21/16)
Triples.....	2 (2x), last vs. Oklahoma State (2/19/16)
Home Runs.....	5 (2x), last vs. Indiana State (2/28/16)
RBI.....	28, vs. Butler (2/13/16)
Total Bases.....	47, vs. Butler (2/13/16)
Walks.....	12, vs. Western Kentucky (2/12/16)
Strikeouts.....	11 (2x), last at Kentucky (4/2/16)
Sacrifice Bunts.....	2 (2x), last at Tennessee (4/30/16)
Sacrifice Flies.....	3, at UAB (4/13/16)
Stolen Bases.....	4, at Arkansas (4/17/16)
Hit By Pitch.....	4, vs. UCLA (6/2/16)
Caught Stealing.....	1 (6x), last vs. Oklahoma (6/7/16)
Runners LOB.....	15, at Mississippi State (3/16/16)
Hit Into DP.....	2, vs. South Carolina (3/26/16)

TEAM PITCHING

Innings Pitched.....	14.0, at Mississippi State (3/18/16)
Runs Allowed.....	13, vs. Texas A&M (5/7/16)
Earned Runs Allowed.....	10, at Tennessee (4/30/16)
Walks Allowed.....	12, at Tennessee (4/30/16)
Strikeouts.....	15, at Mississippi State (3/18/16)
Hits Allowed.....	13, vs. Texas A&M (5/7/16)
Doubles Allowed.....	3 (2x), last vs. Alabama (5/13/16)
Triples Allowed.....	1 (4x), last vs. Florida State (6/5/16)
Home Runs Allowed.....	5, vs. Texas A&M (5/7/16)
Wild Pitches.....	3, vs. LSU (5/14/16)
Hit Batters.....	3, vs. Florida State (6/5/16)

INDIVIDUAL BATTING

AB.....	7, Tiffany Howard at Mississippi State (3/18/16)
Runs.....	4 (2x), last Emily Carosone vs. Georgia (4/23/16)
Hits.....	5, Jade Rhodes at Arkansas (4/16/16)
Doubles.....	2 (7x), last Kasey Cooper vs. UCLA (6/2/16)
Triples.....	1 (13x), last Tiffany Howard vs. Oklahoma (6/7/16)
Home Runs.....	2 (4x), last Kasey Cooper vs. Texas A&M (5/8/16)
RBI.....	7, Kasey Cooper at Arkansas (4/17/16)
Total Bases.....	11, Jade Rhodes at Arkansas (4/16/16)
Walks.....	4 (2x), last vs. Alabama (5/13/16)
Strikeouts.....	3 (2x), last Madi Gipson vs. Florida (3/12/16)
Sacrifice Bunts.....	1 (17x), last Victoria Draper vs. UCLA (6/2/16)
Sacrifice Flies.....	1 (22x), last Emily Carosone vs. Georgia (6/4/16)
Stolen Bases.....	2, Tiffany Howard at Arkansas (4/17/16)
Hit By Pitch.....	2 (2x), last Emily Carosone vs. Texas A&M (5/7/16)
Caught Stealing.....	1 (6x), last Jade Rhodes vs. Oklahoma (6/7/16)

INDIVIDUAL PITCHING

Innings Pitched.....	10.0, Kaylee Carlson at Mississippi State (3/18/16)
Runs Allowed.....	8 (2x), last Makayla Martin at Tennessee (5/1/16)
Earned Runs Allowed.....	8, Kaylee Carlson at Tennessee (4/30/16)
Walks Allowed.....	6, Kaylee Carlson at Tennessee (4/30/16)
Strikeouts.....	12, Kaylee Carlson at Mississippi State (3/18/16)
Hits Allowed.....	9, Kaylee Carlson vs. Arizona (5/29/16)
Doubles Allowed.....	3, Rachel Walters vs. Alabama (5/13/16)
Triples Allowed.....	1 (4x), last Kaylee Carlson vs. Florida State (6/5/16)
Home Runs Allowed.....	2 (4x), last Kaylee Carlson vs. Texas A&M (5/8/16)
Wild Pitches.....	3, Makayla Martin vs. LSU (5/14/16)
Hit Batters.....	2 (3x), last Kaylee Carlson vs. Florida State (6/5/16)

All-SEC First Team

Kasey Cooper

NFCA First Team All-American

Kasey Cooper

SEC Community Service Team

Anna Gibbs

All-SEC Second Team

Jade Rhodes

NFCA Second Team All-American

Emily Carosone

SEC Player of the Week

Emily Carosone, Kasey Cooper, Jade Rhodes

CoSIDA Academic All-American

Kasey Cooper

NFCA Third Team All-American

Jade Rhodes

SEC Player of the Year

Kasey Cooper

CoSIDA Academic All-District

Kasey Cooper

NFCA All-Region Coaching Staff of the Year

Coaching staff

SEC Scholar-Athlete of the Year

Kasey Cooper

espnW Player of the Year

Kasey Cooper

NFCA Freshman Player of the Year Top 25 List

Makayla Martin

SEC Tournament MVP

Emily Carosone

NCAA ELITE 90 Winner

Kasey Cooper

Preseason All-SEC

Emily Carosone, Kasey Cooper, Tiffany Howard

Top 3 for USA Softball Player of the Year

Kasey Cooper

NFCA All-Region First Team

Emily Carosone, Kasey Cooper, Tiffany Howard

SEC All-Defensive Team

Emily Carosone, Kasey Cooper, Jade Rhodes

Top 50 for USA Softball Player of the Year

Emily Carosone

NFCA All-Region Second Team

Jade Rhodes, Carlee Wallace

SEC All-Tournament Team

Kaylee Carlson, Emily Carosone, Tiffany Howard, Carlee Wallace

WCWS All-Tournament Team

Emily Carosone, Kasey Cooper, Tiffany Howard, Makayla Martin, Jade Rhodes

2016 SINGLE-GAME HIGHS

2016 HONORS AND AWARDS



RECORD BOOK



BATTING AVERAGE

1.	2015	339
2.	2016	317
3.	2005	308
4.	2014	305
5.	1999	287
6.	2000	286
7.	2006	280
8.	2013	279
	2011	279
10.	2001	277

AT-BATS

1.	2016	1,888
2.	1997	1,828
3.	2015	1,788
4.	2005	1,729
5.	2000	1,721
6.	2001	1,706
7.	2002	1,601
8.	2014	1,585
9.	1999	1,564
10.	2009	1,534

RUNS

1.	2016	556
2.	2015	526
3.	2014	440
4.	2005	375
5.	2001	284
	1999	284
7.	2002	276
8.	2013	273
9.	2011	272
10.	2000	268

HITS

1.	2015	606
2.	2016	599
3.	2005	532
4.	2000	492
5.	2014	484
6.	2001	473
7.	1997	470
8.	1999	449
9.	2002	436
10.	2006	426

DOUBLES

1.	2000	106
2.	2016	99
3.	2015	97
	2011	97
5.	2001	95
6.	2005	94
7.	2014	87
8.	2002	84
9.	2004	74
10.	1997	71

TRIPLES

1.	2005	16
2.	2016	13
3.	2008	12
4.	2015	11
5.	2012	10
	2006	10
7.	2013	9
8.	2011	8
9.	2004	7
	1997	7

HOME RUNS

1.	2015	99
2.	2016	89
3.	2014	83
4.	2005	68
5.	2002	48
6.	2001	47
7.	2012	46
8.	2006	42
9.	2000	38
	1999	38

RBI

1.	2016	499
2.	2015	474
3.	2014	411
4.	2005	318
5.	2001	246
6.	2000	238
7.	2011	236
8.	2002	235
9.	1999	222
10.	2006	219

TOTAL BASES

1.	2015	1,022
2.	2016	991
3.	2005	862
4.	2014	822
5.	2000	724
6.	2001	717
7.	2002	672
8.	2011	644
9.	2006	639
10.	1999	633

SLUGGING PERCENTAGE

1.	2015	.572
2.	2016	.525
3.	2014	.519
4.	2005	.499
5.	2011	.428
6.	2006	.421
	2000	.421
8.	2002	.420
	2001	.420
10.	2013	.407

WALKS

1.	2015	356
2.	2016	349
3.	2014	270
4.	2005	201
5.	2013	177
6.	2011	160
7.	2009	158
8.	2002	156
9.	2006	155
10.	2001	146

HIT-BY-PITCHES

1.	2016	68
2.	2015	66
	2014	66
4.	2008	63
5.	2012	53
6.	2007	49
7.	2000	44
8.	2009	43
9.	1999	40
10.	2013	37

ON-BASE PERCENTAGE

1.	2015	.460
2.	2016	.437
3.	2014	.423
4.	2005	.384
5.	2013	.379
6.	2006	.359
7.	2011	.358
8.	2000	.350
9.	1999	.347
10.	2001	.345

STOLEN BASES

1.	2004	106
2.	1999	87
3.	2005	78
4.	2013	74
5.	2002	72
6.	2009	70
	1997	70
8.	1998	62
9.	2011	61
10.	2003	60



TEAM SINGLE-SEASON PITCHING RECORDS

ERA

1.	2004	1.40
2.	2006	1.78
3.	2008	2.01
4.	2016	2.19
5.	2005	2.21
6.	2010	2.23
7.	2001	2.31
8.	2002	2.34
9.	2007	2.42
10.	2011	2.48

WINS

1.	2016	58
2.	2015	56
3.	2005	50
4.	2014	42
	2004	42
6.	2011	40
7.	2008	38
	2002	38
9.	2006	36
	2003	36

COMPLETE GAMES

1.	2005	40
2.	2014	35
3.	2004	34
4.	2002	33
5.	2009	32
	2006	32
7.	1997	31
8.	2011	28
9.	2003	27
	1999	27

SHUTOUTS

1.	2004	24
2.	2016	19
	2008	19
4.	2005	17
5.	2006	14
	2002	14
7.	2014	13
	2012	13
	1999	13
10.	2010	12

SAVES

1.	2008	9
	2005	9
	2000	9
4.	2016	7
	2010	7
	2006	7
	1998	7
8.	2014	6
9.	2011	5
	2001	5

INNINGS PITCHED

1.	1997	483.1
2.	2016	454.1
3.	2000	442.1
4.	2005	437.2
5.	2015	431.0
6.	2002	427.2
7.	2001	425.0
8.	2009	418.0
9.	2008	411.1
10.	2004	409.2

HITS ALLOWED

1.	2004	226
2.	2012	282
	2007	282
4.	2006	300
5.	2010	310
6.	2011	323
7.	2008	326
8.	2009	337
9.	2005	339
10.	2013	341

RUNS ALLOWED

1.	2004	108
2.	2012	144
3.	2008	160
	2007	160
5.	2006	162
6.	2011	171
	2010	171
8.	2016	179
	2005	179
10.	2002	187

EARNED RUNS ALLOWED

1.	2004	82
2.	2006	100
3.	2012	108
4.	2008	118
5.	2010	123
6.	2007	127
7.	2005	138
8.	2011	139
9.	2001	140
10.	2016	142

WALKS ALLOWED

1.	2012	100
2.	2008	124
3.	2000	128
4.	2010	132
5.	2013	133
6.	2011	135
7.	2001	137
8.	1999	146
9.	2009	148
	2004	148

STRIKEOUTS

1.	2008	499
2.	2007	492
3.	2004	467
4.	2009	456
5.	2006	432
	2005	432
7.	2010	431
8.	2011	388
9.	2002	368
10.	2003	348

DOUBLES ALLOWED

1.	2007	38
2.	1998	42
3.	2016	43
4.	2006	44
5.	2010	45
	2009	45
	2004	45
8.	2012	46
	2005	46
10.	2008	47

TRIPLES ALLOWED

1.	2015	2
2.	2013	3
3.	2016	4
	2006	4
	2005	4
6.	2012	5
	2004	5
8.	2014	6
	2007	6
10.	2011	7
	2003	7

HOME RUNS ALLOWED

1.	1998	11
2.	1997	12
3.	2004	17
4.	2000	19
5.	2006	25
	2002	25
7.	2012	28
8.	2008	29
	2007	29
	1999	29

OPPONENT BATTING AVERAGE

1.	2004	.160
2.	2012	.204
3.	2006	.208
4.	2008	.209
5.	2007	.211
	2005	.211
7.	2009	.215
8.	2010	.218
9.	2011	.222
10.	2016	.225



BATTING AVERAGE (MIN. 70 AB)

1.	Mary Petrie (2000)	454
2.	Emily Carosone (2015)	438
3.	Kasey Cooper (2016)	422
4.	Kasey Cooper (2014)	418
5.	Tiffany Howard (2015)	415
6.	Brannndi Melero (2014)	404
7.	Emily Carosone (2016)	399
8.	Holly Currie (2005)	394
9.	Emily Carosone (2014)	392
10.	Kasey Cooper (2015)	391

AT-BATS

1.	Tiffany Howard (2016)	246
2.	Kim Blair (1997)	236
3.	Ashley Griffin (2005)	213
	Ashley Moore (2000)	213
5.	Ashley Moore (2001)	209
6.	Tiffany Howard (2015)	207
	Michelle Martin (2000)	207
8.	Ashley Camp (1997)	202
9.	Brannndi Melero (2015)	201
10.	Kyndall White (2009)	200

HITS

1.	Tiffany Howard (2016)	96
2.	Tiffany Howard (2015)	86
3.	Emily Carosone (2015)	85
4.	Kim Blair (1997)	81
5.	Ashley Moore (2001)	80
6.	Kasey Cooper (2016)	79
7.	Emily Carosone (2016)	77
8.	Holly Currie (2005)	76
9.	Kasey Cooper (2015)	75
10.	Kasey Cooper (2014)	74

RUNS

1.	Emily Carosone (2015)	88
2.	Tiffany Howard (2016)	78
3.	Emily Carosone (2016)	73
4.	Tiffany Howard (2015)	72
5.	Emily Carosone (2014)	70
	Kasey Cooper (2014)	70
7.	Kasey Cooper (2016)	69
8.	Morgan Estell (2014)	64
9.	Morgan Estell (2013)	60
10.	Haley Fagan (2015)	58

RBI

1.	Kasey Cooper (2016)	83
2.	Emily Carosone (2015)	80
3.	Brannndi Melero (2014)	78
4.	Kasey Cooper (2014)	77
5.	Jade Rhodes (2016)	74
6.	Emily Carosone (2016)	67
7.	Holly Currie (2005)	65
8.	Kasey Cooper (2015)	64
	Brannndi Melero (2015)	64
10.	Jade Rhodes (2015)	58

DOUBLES

1.	Ashley Moore (2001)	22
2.	Ashley Camp (1997)	21
3.	Holly Currie (2005)	20
4.	Kasey Cooper (2016)	19
	Morgan Estell (2014)	19
6.	Emily Carosone (2015)	18
	Morgan Estell (2011)	18
8.	Ashley Griffin (2003)	17
	Jen Kraemer (2000)	17
	Ashley Moore (2000)	17

TRIPLES

1.	Tiffany Howard (2015)	6
2.	Tiffany Howard (2016)	4
	Sara Dean (2005)	4
3.	Whitney Jordan (2016)	3
	Carlee Wallace (2016)	3
	Morgan Estell (2013)	3
	Lauren Guzman (2012)	3
	Lauren Guzman (2011)	3
	Brittany Scott (2008)	3
	Myesha Finney (2006)	3
	Lolani Alvarez (2005)	3
	Lauren Walton (2005)	3
	Amy Shaw (2005)	3
	Ashley Camp (1997)	3

HOME RUNS

1.	Kasey Cooper (2016)	21
2.	Jade Rhodes (2016)	20
3.	Jade Rhodes (2015)	19
4.	Kasey Cooper (2014)	18
	Emily Carosone (2015)	18
	Kasey Cooper (2015)	18
7.	Holly Currie (2005)	17
	Ashley Moore (2002)	17
9.	Brannndi Melero (2014)	15
10.	Kyndall White (2010)	14

WALKS

1.	Kasey Cooper (2016)	71
2.	Kasey Cooper (2015)	49
3.	Carlee Wallace (2016)	46
4.	Morgan Estell (2014)	45
5.	Tiffany Howard (2015)	43
	Kasey Cooper (2014)	43
7.	Emily Carosone (2016)	41
	Morgan Estell (2015)	41
9.	Emily Carosone (2015)	39
	Brannndi Melero (2015)	38
	Ashley Moore (2002)	39

HIT-BY-PITCH

1.	Emily Carosone (2014)	33
2.	Emily Carosone (2016)	25
3.	Myesha Finney (2009)	21
4.	Myesha Finney (2007)	19
	Emily Carosone (2015)	19
6.	Myesha Finney (2008)	18

7.	Baylee Stephens (2012)	17
8.	Sarah Orozco (2000)	14
9.	Caitlin Jordan (2012)	12
	Starr Dorsey (2008)	12

ON-BASE PERCENTAGE (MIN. 70 AB)

1.	Kasey Cooper (2016)	581
2.	Emily Carosone (2014)	560
3.	Emily Carosone (2015)	552
4.	Emily Carosone (2016)	544
5.	Mary Petrie (2000)	531
6.	Kasey Cooper (2015)	524
	Tiffany Howard (2015)	525
	Kasey Cooper (2014)	527
9.	Brannndi Melero (2014)	518
10.	Morgan Estell (2015)	495
	Morgan Estell (2014)	496

SLUGGING PERCENTAGE (MIN. 70 AB)

1.	Emily Carosone (2015)	809
2.	Mary Petrie (2000)	782
3.	Kasey Cooper (2014)	780
4.	Holly Currie (2005)	772
5.	Kyndall White (2010)	758
	Kasey Cooper (2015)	745
7.	Brannndi Melero (2014)	737
8.	Ashley Moore (2002)	697
9.	Mary Petrie (2001)	685
10.	Ashley Moore (2001)	656

TOTAL BASES

1.	Kasey Cooper (2016)	163
2.	Emily Carosone (2015)	157
3.	Holly Currie (2005)	149
4.	Kasey Cooper (2015)	143
5.	Kasey Cooper (2014)	138
6.	Jade Rhodes (2016)	137
	Ashley Moore (2001)	137
8.	Emily Carosone (2016)	129
9.	Brannndi Melero (2014)	126
10.	Mary Petrie (2001)	124

STOLEN BASES

1.	Shannon Anderson (2004)	31
2.	Shannon Anderson (2002)	21
3.	Shannon Anderson (2003)	19
4.	Kim Blair (1998)	19
5.	Chris Steiner (1999)	18
6.	Kristina McCain (2005)	16
7.	Ashley Griffin (2005)	15
8.	Kim Blair (1997)	14
9.	Emily Carosone (2013)	13
	Marcella Passarelli (2000)	13
	Sara Dean (2004)	13

**ERA (MIN. 100 IP)**

1.	Kristen Keyes (2004)	1.06
2.	Anna Thompson (2010)	1.46
3.	Angel Bunner (2011)	1.53
4.	Makayla Martin (2016)	1.57
5.	Jen Lofton (2001)	1.62
6.	Anna Thompson (2007)	1.72
7.	Kristen Keyes (2002)	1.78
8.	Holly Currie (2006)	1.79
9.	Lauren Schmalz (2012)	1.80
10.	Brittany Day (2008)	1.85
	Beth DiPietro (2006)	1.85

WINS

1.	Kristen Keyes (2004)	27
2.	Lexi Davis (2015)	26
3.	Holly Currie (2005)	24
4.	Beth DiPietro (2005)	23
5.	Lexi Davis (2014)	22
6.	Kristen Keyes (2002)	21
7.	Kaylee Carlson (2016)	19
	Holly Currie (2006)	19
9.	Rachael Walters (2015)	18
10.	Marcy Harper (2014)	17
	Anna Thompson (2010)	17

COMPLETE GAMES

1.	Lexi Davis (2014)	24
2.	Kristen Keyes (2004)	23
	Kristen Keyes (2002)	23
4.	Holly Currie (2006)	20
	Holly Currie (2005)	20
6.	Beth DiPietro (2005)	18
7.	Anna Thompson (2009)	16
	Kristen Keyes (2003)	16
9.	Marcy Harper (2013)	14
	Anna Thompson (2007)	14

SHUTOUTS

1.	Kristen Keyes (2004)	13
2.	Holly Currie (2006)	9
	Holly Currie (2005)	9
4.	Beth DiPietro (2005)	7
5.	Lexi Davis (2014)	6
	Anna Thompson (2010)	6
	Kristen Keyes (2002)	6
7.	Angel Bunner (2012)	5
	Anna Thompson (2007)	5
	Anna Thompson (2007)	5
	Janet Spivey (2003)	5

SAVES

1.	Kristen Keyes (2002)	9
2.	Jen Lofton (2000)	6
3.	Anna Thompson (2008)	5
	Holly Currie (2006)	5
	Holly Currie (2005)	5
6.	Rachael Walters (2015)	4
	Lexi Davis (2014)	4
	Anna Thompson (2010)	4

Beth DiPietro (2005)	4
Marcy Petrie (1998)	4

INNINGS PITCHED

1.	Kristen Keyes (2004)	243.1
2.	Lexi Davis (2014)	225.1
3.	Kristen Keyes (2002)	220.2
4.	Holly Currie (2006)	219.0
5.	Holly Currie (2005)	208.1
6.	Beth DiPietro (2005)	200.2
7.	Anna Thompson (2009)	199.1
8.	Anna Thompson (2007)	187.0
9.	Brenda Espinoza (1997)	176.0
10.	Jenee Loree (2009)	174.0

MOST APPEARANCES

1.	Kristen Keyes (2002)	50
2.	Rachael Walters (2015)	47
3.	Holly Currie (2005)	46
4.	Lexi Davis (2014)	45
	Jen Lofton (2000)	45
6.	Beth DiPietro (2005)	44
7.	Lexi Davis (2015)	43
	Kristen Keyes (2004)	43
9.	Holly Currie (2006)	42
10.	Anna Thompson (2010)	40
	Anna Thompson (2007)	40

GAMES STARTED

1.	Lexi Davis (2014)	34
2.	Holly Currie (2005)	33
3.	Holly Currie (2006)	32
	Brenda Espinoza (1997)	32
5.	Beth DiPietro (2005)	31
6.	Kristen Keyes (2004)	30
	Kristen Keyes (2002)	30
	Jaime Rasmussen (2000)	30
9.	Anna Thompson (2009)	28
10.	Marcy Harper (2014)	27
	Jenee Loree (2009)	27

WALKS ALLOWED (MIN. 100 IP)

1.	Angel Bunner (2012)	22
2.	Lauren Schmalz (2012)	30
3.	Renee Sease (1997)	31
4.	Jen Lofton (2001)	35
5.	Janet Spivey (2003)	36
6.	Makayla Martin (2016)	38
7.	Lauren Schmalz (2011)	40
8.	Anna Thompson (2008)	41
9.	Angel Bunner (2011)	43
	Nicole Groves (1999)	43

STRIKEOUTS

1.	Kristen Keyes (2004)	320
2.	Anna Thompson (2007)	291
3.	Holly Currie (2006)	286
4.	Anna Thompson (2010)	282
5.	Anna Thompson (2009)	269
6.	Holly Currie (2005)	250

7.	Anna Thompson (2008)	236
8.	Kristen Keyes (2002)	211
9.	Kristen Keyes (2003)	196
10.	Jenee Loree (2009)	170

STRIKEOUTS PER 7 IP (MIN. 100 IP)

1.	Anna Thompson (2010)	11.8
2.	Anna Thompson (2007)	10.9
3.	Anna Thompson (2008)	10.4
4.	Anna Thompson (2009)	9.5
5.	Kristen Keyes (2004)	9.2
6.	Holly Currie (2006)	9.1
7.	Holly Currie (2007)	8.7
8.	Brittany Day (2008)	8.5
9.	Holly Currie (2005)	8.4
10.	Lauren Schmalz (2011)	8.0

OPPONENT BATTING AVERAGE (MIN. 100 IP)

1.	Kristen Keyes (2004)	.134
2.	Anna Thompson (2010)	.148
3.	Anna Thompson (2007)	.169
4.	Jenee Loree (2012)	.174
5.	Anna Thompson (2009)	.181
6.	Holly Currie (2006)	.183
7.	Holly Currie (2005)	.184
8.	Anna Thompson (2008)	.187
9.	Kristen Keyes (2002)	.201
10.	Angel Bunner (2011)	.205

CAUGHT STEALING PERCENTAGE

1.	Elizabeth Eisterhold (2009)	.474 (18-38)
2.	Sara Dean (2004)	.407 (22-54)
	Tatiana Fernandez (2006)	.407 (24-59)
4.	Sara Dean (2005)	.404 (19-47)
5.	Elizabeth Eisterhold (2010)	.393 (13-33)

RUNNERS CAUGHT STEALING

1.	Tatiana Fernandez (2006)	24-59
2.	Deni Zeigler (2002)	23-61
3.	Elizabeth Eisterhold (2009)	22-61
	Sara Dean (2004)	22-54
5.	Sara Dean (2005)	19-47



BATTING AVERAGE (MIN. 250 AB)

1. Kasey Cooper (2014-P)	410
2. Emily Carosone (2013-16).....	406
3. Morgan Estell (2011-15).....	367
4. Mary Petrie (1998-2001).....	365
5. Tiffany Howard (2013-16).....	362
6. Kim Blair (1997-99).....	345
7. Brannndi Melero (2012-15).....	340
8. Ashley Moore (1999-2002).....	341
9. Jen Kraemer (1999-2001).....	327
10. Kristina McCain (2004-06).....	323

HITS

1. Emily Carosone (2013-16).....	285
2. Morgan Estell (2011-15).....	261
Ashley Moore (1999-2002).....	261
4. Tiffany Howard (2013-16).....	260
5. Kasey Cooper (2014-P)	228
Brannndi Melero (2012-15).....	228
Mary Petrie (1998-2001).....	228
8. Sara Dean (2002-05).....	226
9. Ashley Griffin (2003-06).....	212
10. Holly Currie (2004-07).....	205

RUNS

1. Emily Carosone (2013-16).....	267
2. Morgan Estell (2011-15).....	261
3. Tiffany Howard (2013-16).....	223
4. Kasey Cooper (2014-P)	195
5. Ashley Moore (1999-2002).....	171
6. Brannndi Melero (2012-15).....	165
7. Ashley Griffin (2003-06).....	147
8. Kristina McCain (2004-06).....	129
9. Jade Rhodes (2013-16).....	124
10. Kyndall White (2008-11).....	107
Mary Petrie (1998-2001).....	107

RBI

1. Kasey Cooper (2014-P)	224
2. Emily Carosone (2013-16).....	218
3. Brannndi Melero (2012-15).....	208
4. Jade Rhodes (2013-16).....	179
5. Mary Petrie (1998-2001).....	157
6. Holly Currie (2004-07).....	151
7. Morgan Estell (2011-15).....	145
8. Ashley Moore (1999-2002).....	128
9. Sara Dean (2002-05).....	124
10. Tatiana Fernandez (2006-09).....	123

DOUBLES

1. Morgan Estell (2011-15).....	61
2. Ashley Moore (1999-2002).....	58
3. Emily Carosone (2013-16).....	56
4. Ashley Griffin (2003-06).....	46
5. Kasey Cooper (2014-P)	43
Holly Currie (2004-07).....	43
Sara Dean (2002-05).....	43
8. Kyndall White (2008-2011).....	41
9. Tatiana Fernandez (2006-09).....	40
Mary Petrie (1998-2001).....	40

TRIPLES

1. Tiffany Howard (2013-16).....	11
2. Sara Dean (2002-05).....	8
3. Lauren Guzman (2009-12).....	6
4. Brannndi Melero (2012-15).....	5
Kyndall White (2008-11).....	5
Myesha Finney (2006-09).....	5
Brittany Scott (2005-08).....	5
Ashley Griffin (2003-06).....	5
9. Morgan Estell (2011-15).....	4
Brooke Lathan (2012-13).....	4
Lauren Walton (2004-07).....	4
Lolani Alvarez (2004-05).....	4
Chris Steiner (1997-99).....	4
Ashley Camp (1997-98).....	4

HOME RUNS

1. Kasey Cooper (2014-P)	57
2. Jade Rhodes (2013-16).....	46
3. Emily Carosone (2013-16).....	44
4. Mary Petrie (1998-2001).....	42
5. Brannndi Melero (2012-15).....	40
Ashley Moore (1999-2002).....	40
7. Holly Currie (2004-07).....	36
8. Elizabeth Eisterhold (2009-12).....	34
9. Kyndall White (2008-11).....	28
10. Morgan Estell (2011-15).....	23
Tatiana Fernandez (2006-09).....	23
Ashley Griffin (2003-06).....	23
Sara Dean (2002-05).....	23

HIT-BY-PITCH

1. Emily Carosone (2013-16).....	85
2. Myesha Finney (2006-09).....	67
3. Morgan Estell (2011-15).....	27
4. Ashley Moore (1999-2002).....	26
5. Brannndi Melero (2012-15).....	24
Sarah Orozco (1999-2000).....	24
7. Baylee Stephens (2010-13).....	23
8. Tiffany Howard (2013-16).....	21
9. Starr Dorsey (2005-08).....	20
10. Lindsey Chitwood (2001-04).....	19

ON-BASE PERCENTAGE (MIN. 250 AB)

1. Kasey Cooper (2014-P)	545
2. Emily Carosone (2013-16).....	534
3. Morgan Estell (2011-15).....	490
4. Mary Petrie (1998-2001).....	446
5. Tiffany Howard (2013-16).....	441
6. Brannndi Melero (2012-15).....	440
Kristina McCain (2004-06).....	440
8. Ashley Moore (1999-2002).....	422
9. Holly Currie (2004-07).....	400
10. Caitlin Jordan (2012-13).....	392
Tatiana Fernandez (2006-09).....	392

SLUGGING PERCENTAGE (MIN. 250 AB)

1. Kasey Cooper (2014-P)	799
2. Emily Carosone (2013-16).....	679
3. Mary Petrie (1998-2001).....	634
4. Brannndi Melero (2012-15).....	584
5. Ashley Moore (1999-2002).....	582
6. Jade Rhodes (2013-16).....	575
7. Morgan Estell (2011-15).....	560
Holly Currie (2004-07).....	560
9. Kasey Angulo (2002-03).....	519
10. Paige Jones (2002-05).....	514

GAMES PLAYED

1. Emily Carosone (2013-16).....	251
2. Morgan Estell (2011-15).....	250
3. Tiffany Howard (2013-16).....	249
Sara Dean (2002-05).....	249
5. Ashley Moore (1999-2002).....	247
6. Sara Ghezzi (2004-07).....	242
7. Ashley Griffin (2003-06).....	241
8. Brannndi Melero (2012-15).....	236
Deni Zeigler (2000-03).....	236
10. Holly Currie (2004-07).....	234

GAMES STARTED

1. Emily Carosone (2013-16).....	251
2. Morgan Estell (2011-15).....	250
3. Tiffany Howard (2013-16).....	246
4. Sara Dean (2002-05).....	244
Ashley Moore (1999-2002).....	244
6. Sara Ghezzi (2004-07).....	240
Ashley Griffin (2003-06).....	240
8. Deni Zeigler (2000-03).....	232
9. Lauren Guzman (2009-12).....	231
10. Tatiana Fernandez (2006-09).....	225
Holly Currie (2004-07).....	225

STOLEN BASES

1. Shannon Anderson (2002-04).....	73
2. Ashley Griffin (2003-06).....	42
3. Chris Steiner (1997-99).....	37
4. Kim Blair (1997-99).....	35
5. Lauren Walton (2004-07).....	34
6. Lauren Guzman (2009-12).....	32
Ashley Moore (1999-2002).....	32
Marcella Passarelli (1998-2001).....	32
9. Kristina McCain (2004-06).....	30
10. Morgan Estell (2011-15).....	27
Kyndall White (2008-11).....	27
Sara Dean (2002-05).....	27

**ERA (MIN. 400 IP)**

1.	Kristen Keyes (2002-04)	1.77
2.	Anna Thompson (2007-10)	1.87
3.	Beth DiPietro (2004-06)	1.96
4.	Holly Currie (2004-07)	2.01
5.	Angel Bunner (2008-12)	2.24
6.	Jenee Loree (2009-12)	2.32
7.	Lexi Davis (2013-16)	3.35
8.	Marcy Harper (2013-16)	3.49

WINS

1.	Lexi Davis (2013-16)	62
2.	Holly Currie (2004-07)	60
	Kristen Keyes (2002-04)	60
4.	Anna Thompson (2007-10)	59
5.	Marcy Harper (2013-16)	52
6.	Beth DiPietro (2004-06)	45
7.	Angel Bunner (2008-12)	44
8.	Jenee Loree (2009-12)	36
9.	Jen Lofton (2000-02)	35
10.	Lauren Schmalz (2008-12)	34

COMPLETE GAMES

1.	Kristen Keyes (2002-04)	64
2.	Anna Thompson (2007-10)	54
3.	Holly Currie (2004-07)	50
4.	Lexi Davis (2013-16)	37
5.	Beth DiPietro (2004-06)	35
6.	Jenee Loree (2009-12)	32
7.	Marcy Harper (2013-16)	30
8.	Denisse Montalvo (1997-99)	29
9.	Jaime Rasmussen (1999-2001)	26
10.	Angel Bunner (2008-12)	25

SHUTOUTS

1.	Holly Currie (2004-07)	23
	Kristen Keyes (2004-07)	23
3.	Anna Thompson (2007-10)	18
4.	Beth DiPietro (2004-06)	13
5.	Lexi Davis (2013-16)	11
	Jenee Loree (2009-12)	11

SAVES

1.	Anna Thompson (2007-10)	13
2.	Holly Currie (2004-07)	11
	Kristen Keyes (2002-04)	11
4.	Lauren Schmalz (2008-12)	8
	Beth DiPietro (2004-06)	8
6.	Mary Petrie (1998-2001)	7
7.	Rachael Walters (2015-16)	6
	Angel Bunner (2008-12)	6
	Jen Lofton (2000-02)	6
10.	Marcy Harper (2013-16)	5
	Jaime Rasmussen (1999-2001)	5

INNINGS PITCHED

1.	Anna Thompson (2007-10)	713.0
2.	Holly Currie (2004-07)	644.0
3.	Kristen Keyes (2002-04)	637.0
4.	Lexi Davis (2013-16)	545.2

5.	Jenee Loree (2009-12)	480.2
6.	Marcy Harper (2013-16)	469.0
7.	Angel Bunner (2008-12)	459.0
8.	Jen Lofton (2000-02)	420.2
9.	Beth DiPietro (2004-06)	418.0
10.	Denisse Montalvo (1997-99)	412.2

MOST APPEARANCES

1.	Anna Thompson (2007-10)	151
2.	Holly Currie (2004-07)	143
3.	Lexi Davis (2013-16)	134
4.	Kristen Keyes (2002-04)	125
5.	Angel Bunner (2008-12)	118
6.	Marcy Harper (2013-16)	117
	Jenee Loree (2009-12)	117
8.	Beth DiPietro (2004-06)	100
9.	Jen Lofton (2000-02)	97
10.	Lauren Schmalz (2008-09)	96

GAMES STARTED

1.	Holly Currie (2004-07)	105
2.	Anna Thompson (2007-10)	94
3.	Lexi Davis (2013-16)	90
4.	Kristen Keyes (2002-04)	88
5.	Marcy Harper (2013-16)	83
	Jenee Loree (2009-12)	83
7.	Denisse Montalvo (1997-99)	67
8.	Beth DiPietro (2004-06)	63
9.	Jen Lofton (2000-02)	63
10.	Jaime Rasmussen (1999-2001)	57

WALKS ALLOWED

1.	Holly Currie (2004-07)	333
2.	Anna Thompson (2007-10)	239
3.	Lexi Davis (2013-16)	229
4.	Kristen Keyes (2002-04)	226
5.	Marcy Harper (2013-16)	217
6.	Jenee Loree (2009-12)	189
7.	Beth DiPietro (2004-06)	180
8.	Lauren Schmalz (2008-12)	106
9.	Angel Bunner (2008-12)	104
10.	Brittany Day (2005-08)	100

STRIKEOUTS

1.	Anna Thompson (2007-10)	1,078
2.	Holly Currie (2004-07)	782
3.	Kristen Keyes (2002-04)	727
4.	Jenee Loree (2009-12)	480
5.	Lauren Schmalz (2008-12)	364
6.	Marcy Harper (2013-16)	359
7.	Beth DiPietro (2004-06)	348
8.	Lexi Davis (2013-16)	347
9.	Denisse Montalvo (1997-99)	341
10.	Angel Bunner (2008-12)	326

STRIKEOUTS PER 7 IP (MIN. 150 IP)

1.	Anna Thompson (2007-10)	10.6
2.	Holly Currie (2004-07)	8.5
3.	Kristen Keyes (2002-04)	8.0
4.	Lauren Schmalz (2008-12)	7.3

5.	Jenee Loree (2009-12)	6.9
6.	Brittany Day (2005-08)	6.7
7.	Denisse Montalvo (1997-99)	5.8
	Beth DiPietro (2004-06)	5.8
8.	Rachael Walters (2015-16)	5.5
9.	Marcy Harper (2013-16)	5.4
10.	Jen Lofton (2000-02)	5.0

OPPONENT BATTING AVERAGE (MIN. 400 IP)

1.	Anna Thompson (2007-10)	.172
2.	Kristen Keyes (2002-04)	.181
3.	Holly Currie (2004-07)	.191
4.	Jenee Loree (2009-12)	.211
5.	Angel Bunner (2008-12)	.226
6.	Marcy Harper (2013-16)	.233
7.	Lexi Davis (2013-16)	.256

CAUGHT STEALING PERCENTAGE

1.	Sara Dean (2002-05)	402 (41-102)
2.	Elizabeth Eisterhold (2009-12)	378 (70-185)
3.	Tatiana Fernandez (2006-09)	324 (55-170)
4.	Deni Zeigler (2000-03)	301 (40-133)
5.	Kris Heneghan (1997)	254 (17-67)

RUNNERS CAUGHT STEALING

1.	Elizabeth Eisterhold (2009-12)	70-185
2.	Tatiana Fernandez (2006-09)	55-170
3.	Michelle Martin (1998-01)	41-237
	Sara Dean (2002-05)	41-102
5.	Deni Zeigler (2000-03)	40-133

PERFECT GAMES

1.	Holly Currie vs. College of Charleston	2/11/05
----	--	---------

NO-HITTERS

1.	Brenda Espinoza vs. Jacksonville State	2/26/97
2.	Denisse Montalvo/Mary Petrie vs. AA&M	2/14/99
3.	Kristen Keyes vs. Georgia Tech	4/23/03
4.	Holly Currie vs. College of Charleston	2/11/05
5.	Holly Currie vs. Mercer	2/18/06
6.	Holly Currie vs. Missouri	2/24/06
7.	Beth DiPietro vs. Florida	3/28/06
8.	Holly Currie vs. Tennessee Tech	4/3/06
9.	Holly Currie vs. Ole Miss	5/6/06
10.	Holly Currie vs. Marist	5/19/06
11.	Holly Currie vs. Georgia State	2/14/07
12.	Jenee Loree vs. Texas A&M-CC	2/6/09
13.	Jenee Loree vs. Austin Peay	2/21/09
14.	Anna Thompson vs. Louisiana Tech	3/5/10
15.	Jenee Loree vs. IPFW	2/11/12
16.	Jenee Loree vs. Presbyterian	3/11/12
17.	Marcy Harper vs. Savannah State	3/14/13
18.	Marcy Harper vs. Radford	3/14/14
19.	Lexi Davis vs. IPFW	3/14/14
20.	Marcy Harper vs. Savannah State	3/15/14
21.	Marcy Harper vs. Appalachian State	2/11/16



BATTING AVERAGE (MIN. 100 AB)

1997	Kim Blair	343
1998	Mary Petrie	346
1999	Marcella Passarelli	331
2000	Mary Petrie	454
2001	Ashley Moore	383
2002	Ashley Moore	343
2003	Ashley Griffin	291
2004	Sara Dean	333
2005	Holly Currie	394
2006	Sara Ghezzi	357
2007	Holly Currie	321
2008	Brittany Scott	283
2009	Myesha Finney	333
2010	Kyndall White	356
2011	Morgan Estell	376
2012	Lauren Guzman	333
2013	Emily Carosone	389
2014	Kasey Cooper	418
2015	Emily Carosone	438
2016	Kasey Cooper	422

HITS

1997	Kim Blair	81
1998	Kim Blair/Mary Petrie	56
1999	Michelle Martin/Ashley Moore	55
2000	Jen Kraemer	70
2001	Ashley Moore	80
2002	Kasey Angulo	64
2003	Ashley Griffin	51
2004	Sara Dean	58
2005	Holly Currie	76
2006	Kristina McCain	61
2007	Holly Currie	52
2008	Brittany Scott	52
2009	Kyndall White	55
2010	Amber Harrison	48
2011	Morgan Estell	62
2012	Lauren Guzman	61
2013	Emily Carosone	61
2014	Kasey Cooper	74
2015	Tiffany Howard	86
2016	Tiffany Howard	96

RUNS

1997	Kim Blair	43
1998	Mary Petrie	22
1999	Marcella Passarelli	39
2000	Ashley Moore	40
2001	Ashley Moore	50
2002	Ashley Moore	50
2003	Ashley Griffin	22
2004	Ashley Griffin	34
2005	Kristina McCain	55
2006	Kristina McCain	43
2007	Sara Ghezzi	22
2008	Brittany Scott	28
2009	Myesha Finney/Kyndall White	26
2010	Caitlin Stangl	26
2011	Morgan Estell	38

2012	Brooke Lathan	34
2013	Morgan Estell	60
2014	Emily Carosone/Kasey Cooper	70
2015	Emily Carosone	88
2016	Tiffany Howard	78

RBI

1997	Chris Steiner	28
1998	Mary Petrie	35
1999	Mary Petrie	40
2000	Mary Petrie	43
2001	Ashley Moore	40
2002	Kasey Angulo	41
2003	Paige Jones/Deni Zeigler	18
2004	Sara Dean	30
2005	Holly Currie	65
2006	Tatiana Fernandez	41
2007	Holly Currie	32
2008	Tatiana Fernandez	34
2009	Myesha Finney/Tatiana Fernandez	24
2010	Kyndall White	34
2011	Kelsey Cartwright/Lauren Guzman	31
2012	Elizabeth Eisterhold	41
2013	Branndi Melero	46
2014	Branndi Melero	78
2015	Emily Carosone	80
2016	Kasey Cooper	83

DOUBLES

1997	Ashley Camp	21
1998	Mary Petrie	10
1999	4 tied	8
2000	Jen Kraemer/Ashley Moore	17
2001	Ashley Moore	22
2002	Kasey Angulo	16
2003	Ashley Griffin	17
2004	Sara Dean	14
2005	Holly Currie	20
2006	Tatiana Fernandez/Kristina McCain	12
2007	Ashley Arcuri	11
2008	Tatiana Fernandez	13
2009	Tatiana Fernandez/Kyndall White	11
2010	Amber Harrison/Kyndall White	11
2011	Morgan Estell	18
2012	Lauren Guzman/Brooke Lathan	10
2013	Emily Carosone	14
2014	Morgan Estell	19
2015	Emily Carosone	18
2016	Kasey Cooper	19

TRIPLES

1997	Ashley Camp	3
1998	Ashley Camp/Marcella Passarelli	1
1999	Chris Steiner	2
2000	Jen Kraemer	2
2001	4 tied	4
2002	4 tied	1
2003	Shannon Anderson	2
2004	Sara Dean/Ashley Griffin	2
2005	Sara Dean	4

2006	Myesga Finney	3
2007	Brittany Scott	2
2008	Brittany Scott	3
2009	Amber Harrison/Kyndall White	1
2010	Krista Clyde/Megan Mitchell	1
2011	Lauren Guzman	3
2012	Lauren Guzman	3
2013	Morgan Estell	3
2014	Emily Carosone	1
2015	Tiffany Howard	6
2016	Tiffany Howard	4

HOME RUNS

1997	Chris Steiner	2
1998	Mary Petrie	7
1999	Mary Petrie	12
2000	Mary Petrie	10
2001	Mary Petrie	13
2002	Ashley Moore	17
2003	Kasey Angulo	5
2004	Ashley Griffin	6
2005	Holly Currie	17
2006	Tatiana Fernandez/Sara Ghezzi/Ashley Griffin	8
2007	Holly Currie	9
2008	Jorja Bell/Tatiana Fernandez	7
2009	Elizabeth Eisterhold/Myesha Finney	7
2010	Kyndall White	14
2011	Morgan Estell/Amber Harrison/Kyndall White	6
2012	Elizabeth Eisterhold	12
2013	Branndi Melero	10
2014	Kasey Cooper	18
2015	Jade Rhodes	19
2016	Kasey Cooper	21

HIT-BY-PITCH

1997	Ashley Camp	8
1998	Kim Blair	3
1999	Sarah Orozco	12
2000	Sarah Orozco	14
2001	Ashley Moore	10
2002	Lindsey Chitwood	7
2003	Ashley Griffin	7
2004	5 tied	3
2005	Lolani Alvarez	7
2006	Myesha Finney	9
2007	Myesha Finney	19
2008	Myesha Finney	18
2009	Myesha Finney	21
2010	Katie Colton	10
2011	Kelsey Cartwright	11
2012	Caitlin Jordan	12
2013	Emily Carosone	8
2014	Emily Carosone	33
2015	Emily Carosone	19
2016	Emily Carosone	25



YEARLY HITTING LEADERS

ON-BASE PERCENTAGE (MIN. 100 AB)

1997	Kim Blair	370
1998	Mary Petrie	398
1999	Marcella Passarelli/Mary Petrie	392
2000	Mary Petrie	431
2001	Mary Petrie	475
2002	Ashley Moore	463
2003	Sara Dean	339
2004	Sara Dean	403
2005	Holly Currie	464
2006	Kristina McCain	481
2007	Tatiana Fernandez	414
2008	Tatiana Fernandez	423
2009	Myesha Finney	467
2010	Kyndall White	418
2011	Morgan Estell	478
2012	Caitlin Jordan	385
2013	Morgan Estell	482
2014	Emily Carosone	560
2015	Tiffany Howard	525
2016	Kasey Cooper	581

SLUGGING PERCENTAGE (MIN. 100 AB)

1997	Ashley Camp	446
1998	Mary Petrie	537
1999	Mary Petrie	564
2000	Mary Petrie	782
2001	Mary Petrie	685
2002	Ashley Moore	697
2003	Ashley Griffin	451
2004	Sara Dean	523
2005	Holly Currie	772
2006	Sara Ghezzi	594
2007	Holly Currie	543
2008	Tatiana Fernandez	500
2009	Myesha Finney	526
2010	Kyndall White	758
2011	Morgan Estell	594
2012	Brooke Lathan	548
2013	Branndi Melero	654
2014	Kasey Cooper	780
2015	Emily Carosone	809
2016	Kasey Cooper	872

STOLEN BASES

1997	Kim Blair	14
1998	Kim Blair	19
1999	Chris Steiner	18
2000	Ashley Moore	10
2001	Kim Freeland/Jennifer Hammock	6
2002	Shannon Anderson	21
2003	Shannon Anderson	19
2004	Shannon Anderson	33
2005	Kristina McCain	16
2006	Lauren Walton	9
2007	Lauren Walton	8
2008	Brittany Scott	7
2009	Myesha Finney/Amber Harrison	10
2010	Kelsey Cartwright	8
2011	Caitlin Stangl	13

2012	Lauren Guzman	7
2013	Emily Carosone	13
2014	Emily Carosone/Morgan Estell/Tiffany Howard	3
2015	Kasey Cooper	7
2016	Tiffany Howard	11



ERA (MIN. 50 IP)

1997	Renee Sease	1.93
1998	Mary Petrie	1.62
1999	Nicole Groves	2.04
2000	Jennifer Lofton	2.78
2001	Jennifer Lofton	1.62
2002	Kristen Keys	1.74
2003	Kristen Keys	2.75
2004	Kristin Keyes	1.06
2005	Holly Currie	1.98
2006	Holly Currie	1.79
2007	Anna Thompson	1.72
2008	Brittany Day	1.85
2009	Anna Thompson	2.28
2010	Anna Thompson	1.46
2011	Angel Bunner	1.53
2012	Lauren Schmalz	1.80
2013	Marcy Harper	2.96
2014	Lexi Davis	2.89
2015	Rachael Walters	2.91
2016	Makayla Martin	1.57

WINS

1997	Brenda Espinoza	13
1998	Erika Koivula	6
1999	Nicole Groves/Denisse Montalvo	11
2000	Jennifer Lofton	14
2001	Lily DuBois/Jennifer Lofton/Jaime Rasmussen	9
2002	Kristen Keys	21
2003	Kristen Keys	12
2004	Kristen Keys	27
2005	Holly Currie	24
2006	Holly Currie	19
2007	Anna Thompson	15
2008	Anna Thompson	12
2009	Anna Thompson	15
2010	Anna Thompson	17
2011	Angel Bunner	16
2012	Angel Bunner	13
2013	Marcy Harper	16
2014	Lexi Davis	22
2015	Lexi Davis	26
2016	Kaylee Carlson	19

COMPLETE GAMES

1997	Denisse Montalvo	13
1998	Erika Koivula/Denisse Montalvo	6
1999	Nicole Groves	13
2000	Jaime Rasmussen	12
2001	Jaime Rasmussen	10
2002	Kristen Keys	30
2003	Kristen Keys	16
2004	Kristen Keys	25
2005	Holly Currie	20
2006	Holly Currie	20
2007	Anna Thompson	14
2008	Anna Thompson	13
2009	Anna Thompson	16
2010	Anna Thompson	11
2011	Lauren Schmalz	11

2012	Angel Bunner	11
2013	Marcy Harper	14
2014	Lexi Davis	24
2015	Rachael Walters	8
2016	Kaylee Carlson	16

SHUTOUTS

1997	Brenda Espinoza	6
1998	Erika Koivula	1
1999	Nicole Groves/Denisse Montalvo	4
2000	Jaime Rasmussen	4
2001	Jennifer Lofton	3
2002	Kristen Keys	6
2003	Janet Spivey	5
2004	Kristen Keys	13
2005	Holly Currie	9
2006	Holly Currie	9
2007	Anna Thompson	5
2008	Anna Thompson	236
2009	Jenee Loree	3
2010	Anna Thompson	6
2011	Angel Bunner	4
2012	Angel Bunner	5
2013	Lexi Davis	2
2014	Lexi Davis	6
2015	Lexi Davis/Marcy Harper/Rachael Walters	1
2016	Kaylee Carlson	4

SAVES

1997	Renee Sease	3
1998	Mary Petrie	4
1999	Nicole Groves	3
2000	Jennifer Lofton	6
2001	Jaime Rasmussen	3
2002	Kristen Keys	9
2003	Kristen Keys	1
2004	Beth DiPietro	2
2005	Holly Currie	5
2006	Holly Currie	5
2007	Anna Thompson	3
2008	Anna Thompson	5
2009	Jenee Loree/Anna Thompson	1
2010	Anna Thompson	4
2011	Angel Bunner/Lauren Schmalz	2
2012	Lauren Schmalz	3
2013	Marcy Harper/Hilary Mavromat	2
2014	Lexi Davis	4
2015	Rachael Walters	4
2016	Kaylee Carlson/Makayla Martin/Rachel Walters	2

INNINGS PITCHED

1997	Brenda Espinoza	176.0
1998	Denisse Montalvo	115.2
1999	Nicole Groves	164.2
2000	Jennifer Lofton	173.2
2001	Jaime Rasmussen	142.0
2002	Kristen Keys	220.2
2003	Kristen Keys	173.0
2004	Kristen Keys	243.1
2005	Holly Currie	208.1

2006	Holly Currie	219.0
2007	Anna Thompson	187.0
2008	Anna Thompson	159.1
2009	Anna Thompson	199.1
2010	Anna Thompson	167.1
2011	Angel Bunner	156.0
2012	Jenee Loree	131.1
2013	Marcy Harper	161.0
2014	Lexi Davis	225.1
2015	Lexi Davis	152.1
2016	Kaylee Carlson	130.2

MOST APPEARANCES

1997	Brenda Espinoza	35
1998	Denisse Montalvo/Mary Petrie	28
1999	Nicole Groves	37
2000	Jennifer Lofton	45
2001	Jaime Rasmussen	35
2002	Kristen Keys	50
2003	Kristen Keys	32
2004	Kristen Keys	43
2005	Holly Currie	46
2006	Holly Currie	42
2007	Anna Thompson	40
2008	Anna Thompson	32
2009	Anna Thompson	39
2010	Anna Thompson	40
2011	Angel Bunner	33
2012	Lauren Schmalz	31
2013	Marcy Harper	34
2014	Lexi Davis	45
2015	Rachael Walters	47
2016	Rachael Walters	33

GAMES STARTED

1997	Brenda Espinoza	32
1998	Brenda Espinoza	20
1999	Denisse Montalvo	26
2000	Jaime Rasmussen	30
2001	Lily DuBois	24
2002	Kristen Keys	30
2003	Kristen Keys	26
2004	Kristen Keys	32
2005	Holly Currie	33
2006	Holly Currie	20
2007	Anna Thompson	23
2008	Anna Thompson	32
2009	Anna Thompson	28
2010	Anna Thompson	40
2011	Angel Bunner/Jenee Loree	20
2012	Jenee Loree	21
2013	Marcy Harper	23
2014	Lexi Davis	34
2015	Lexi Davis	26
2016	Kaylee Carlson	22



YEARLY PITCHING LEADERS

FEWEST WALKS (MIN. 50 IP)

1997	Renee Sease	31
1998	Mary Petrie	15
1999	Jaime Rasmussen	31
2000	Jaime Rasmussen	46
2001	Jeffiner Lofton	35
2002	Jennifer Lofton	59
2003	Janet Spivey	36
2004	Beth DiPietro	36
2005	Beth DiPietro	78
2006	Beth DiPietro	66
2007	Brittany Day	23
2008	Angel Bunner	17
2009	Jenee Loree	66
2010	Angel Bunner	22
2011	Jenee Loree	39
2012	Angel Bunner	22
2013	Hilary Mavromat	29
2014	Lexi Davis	71
2015	Marcy Harper	54
2016	Lexi Davis	22

STRIKEOUTS

1997	Denisse Montalvo	132
1998	Denisse Montalvo	83
1999	Denisse Montalvo	126
2000	Jennifer Lofton	97
2001	Lily DuBois	81
2002	Kristen Keys	211
2003	Kristen Keys	196
2004	Kristen Keys	320
2005	Holly Currie	250
2006	Holly Currie	286
2007	Anna Thompson	291
2008	Anna Thompson	236
2009	Anna Thompson	269
2010	Anna Thompson	282
2011	Lauren Schmalz	147
2012	Jenee Loree	133
2013	Marcy Harper	123
2014	Lexi Davis	145
2015	Rachael Walters	118
2016	Kaylee Carlson	71

STRIKEOUTS PER 7 IP (MIN. 50 IP)

1997	Denisse Montalvo	5.7
1998	Denisse Montalvo	5.0
1999	Denisse Montalvo	6.6
2000	Jennifer Lofton	3.9
2001	Jennifer Lofton	5.3
2002	Kristen Keys	6.7
2003	Kristen Keys	7.9
2004	Kristen Keys	9.2
2005	Holly Currie	8.4
2006	Holly Currie	9.1
2007	Anna Thompson	10.9
2008	Anna Thompson	10.4
2009	Anna Thompson	9.4
2010	Anna Thompson	11.8
2011	Jenee Loree	8.1

2012	Jenee Loree	7.1
2013	Marcy Harper	5.3
2014	Marcy Harper	6.7
2015	Rachael Walters	5.5
2016	Rachael Walters	5.6

OPPONENT BATTING AVERAGE (MIN. 50 IP)

1997	Renee Sease	.239
1998	Brenda Espinoza	.241
1999	Nicole Groves	.242
2000	Jennifer Lofton	.248
2001	Jennifer Lofton	.241
2002	Kristen Keys	.199
2003	Kristen Keys	.218
2004	Kristen Keys	.134
2005	Holly Currie	.184
2006	Holly Currie	.183
2007	Anna Thompson	.169
2008	Anna Thompson	.187
2009	Anna Thompson	.181
2010	Anna Thompson	.148
2011	Angel Bunner	.205
2012	Jenee Loree	.174
2013	Marcy Harper	.238
2014	Marcy Harper	.210
2015	Rachael Walters	.238
2016	Rachael Walters	.210



HONORS & AWARDS



- NCAA Elite 90 Winner (2016)
- espnW Player of the Year (2016)
- Top 3 Finalist for USA Softball Player of the Year (2016)
- NFCA First Team All-American (2015, 2016)
- NFCA Second-Team All-American (2014)
- NFCA All-Region First Team (2014, 2015, 2016)
- WCWS All-Tournament Team (2016)
- SEC Player of the Year (2016)
- SEC Scholar-Athlete of the Year (2016)
- All-SEC First Team (2015, 2016)
- All-SEC Second-Team (2014)
- SEC All-Defensive Team (2015, 2016)
- CoSIDA Academic All-American (2015, 2016)
- CoSIDA Academic All-District (2015, 2016)
- SEC Player of the Week (Feb. 29, 2016, March 7, 2016)
- NFCA National Co-Freshman of the Year (2014)
- NFCA All-America Scholar Athlete (2014, 2015)
- USA Softball Top 50 Watch List
- SEC All-Freshman Team (2014)
- SEC All-Tournament Team (2015)
- SEC Freshman of the Week (2x, 2014)
- Preseason All-SEC (2015, 2016)
- Academic All-SEC (2015, 2016)



ALL-AMERICA

2001	Ashley Moore	Second Team
2004	Sara Dean	Third Team
	Kristen Keyes	Third Team
2005	Holly Currie	Second Team
	Paige Jones	Third Team
2014	Brandi Melero	First Team
	Kasey Cooper	Second Team
	Emily Carosone	Third Team
2015	Emily Carosone	First Team
	Kasey Cooper	First Team
	Tiffany Howard	Third Team
2016	Kasey Cooper	First Team
	Emily Carosone	Second Team
	Jade Rhodes	Third Team

ALL-REGION

2000	Jen Kraemer	First Team
2001	Michelle Martin	First Team
	Ashley Moore	First Team
	Jen Kraemer	Second Team
2002	Ashley Moore	First Team
2004	Sara Dean	First Team
	Kristen Keyes	Second Team
2005	Holly Currie	First Team
	Paige Jones	First Team
2014	Brandi Melero	First Team
	Kasey Cooper	First Team
	Emily Carosone	Third Team
2015	Emily Carosone	First Team
	Kasey Cooper	First Team
	Jade Rhodes	First Team
	Tiffany Howard	First Team
	Brandi Melero	Second Team
	Morgan Estell	Third Team
2016	Emily Carosone	First Team
	Kasey Cooper	First Team
	Tiffany Howard	First Team
	Jade Rhodes	Second Team
	Carlee Wallace	Second Team

ESPNW NATIONAL PLAYER OF THE YEAR

2016 Kasey Cooper

NFCA NATIONAL FRESHMAN OF THE YEAR

2014 Kasey Cooper (Co)

NFCA ALL-REGION COACHING STAFF OF THE YEAR

2016 Coaching Staff

NCAA ELITE 90 WINNER

2016 Kasey Cooper

USA SOFTBALL NATIONAL PLAYER OF THE WEEK

2015 Emily Carosone (March 11)

ESPN THE MAGAZINE ALL-ACADEMIC

2005 Paige Jones Third

ESPN THE MAGAZINE ALL-ACADEMIC REGION IV

2005	Paige Jones	First Team
2008	Anna Thompson	Second Team
2009	Anna Thompson	Second Team
2010	Anna Thompson	First Team
2011	Jenee Loree	Second Team

CAPITAL ONE ACADEMIC ALL-DISTRICT

2015 Kasey Cooper
Tiffany Howard

CAPITAL ONE COSIDA ACADEMIC ALL-AMERICAN

2015 Kasey Cooper
Tiffany Howard

SEC SCHOLAR-ATHLETE OF THE YEAR

2016 Kasey Cooper

ALL-SEC

1997	Kim Blair	Second Team
1998	Mary Petrie	Second Team
2000	Mary Petrie	First Team
2001	Jen Kraemer	First Team
	Ashley Moore	First Team
	Mary Petrie	First Team
2002	Ashley Moore	First Team
	Kasey Angulo	Second Team
2004	Sara Dean	First Team
	Shannon Anderson	Second Team
	Kristen Keyes	Second Team
2005	Sara Dean	First Team
	Sara Ghezzi	First Team
	Paige Jones	First Team
	Holly Currie	Second Team
2006	Sara Ghezzi	Second Team
	Kristina McCain	Second Team
2007	Ashley Arcuri	Second Team
2008	Anna Thompson	Second Team
2009	Myesha Finney	Second Team
2010	Kyndall White	Second Team
2012	Lauren Guzman	Second Team
2013	Brandi Melero	Second Team
2014	Brandi Melero	First Team
	Emily Carosone	Second Team
	Kasey Cooper	Second Team
2015	Emily Carosone	First Team
	Kasey Cooper	First Team
	Tiffany Howard	Second Team
	Jade Rhodes	Second Team
2016	Kasey Cooper	First Team
	Jade Rhodes	Second Team

SEC ALL-FRESHMAN TEAM

2004	Sara Ghezzi, Kristina McCain
2006	Tatiana Fernandez
2007	Anna Thompson
2011	Morgan Estell
2012	Brandi Melero
2013	Emily Carosone, Tiffany Howard
2014	Kasey Cooper

SEC ALL-TOURNAMENT TEAM

1997	Ashley Camp, catcher
	Brenda Espinoza, pitcher
2001	Michelle Martin, catcher
2004	Paige Jones, designated player
2005	Amy Shaw, outfielder
2011	Angel Bunner, pitcher
	Lauren Guzman, shortstop
2015	Emily Carosone, second base
	Kasey Cooper, third base
	Haley Fagan, shortstop
	Marcy Harper, pitcher
2016	Kaylee Carlson, pitcher
	Emily Carosone, second base
	Tiffany Howard, outfield
	Carlee Wallace, catcher

SEC TOURNAMENT MVP

2015	Emily Carosone
2016	Emily Carosone

SEC FRESHMAN OF THE YEAR

2002 Sara Dean (Co)

SEC COACH OF THE YEAR

2002 Tina Deese (Co)
2015 Clint Myers

SEC PITCHER OF THE WEEK

2002	Kristen Keyes	April 22
	Kristen Keyes	May 6
2003	Kristen Keyes	April 14

2004	Kristen Keyes	March 8
	Kristen Keyes	April 26
2005	Holly Currie	April 25
2006	Holly Currie	Feb. 27
2008	Brittany Day	March 31
2009	Anna Thompson	Feb. 25
2010	Anna Thompson	March 8
	Anna Thompson	March 15
	Anna Thompson	May 10
2011	Lauren Schmalz	May 2
2012	Lauren Schmalz	Feb. 20
	Jenee Loree	Feb. 27
	Jenee Loree	March 12

SEC PLAYER OF THE WEEK

1999	Ashley Moore	March 2
	Marcella Passarelli	March 30
	Wendy Cork	April 27
2000	Jen Kraemer	March 26
	Marie Petrie	May 1
2001	Ashley Moore	Feb. 19
	Marie Petrie	May 7
2002	Sara Dean	April 1
2004	Sara Dean	March 29
2005	Sara Dean	April 4
	Paige Jones	May 2
2010	Kyndall White	May 10
2015	Brandi Melero	April 6
	Emily Carosone	March 10
2016	Kasey Cooper	March 7
	Jade Rhodes	April 18
	Emily Carosone	April 25

SEC FRESHMAN OF THE WEEK

2006	Tatiana Fernandez	April 17
2007	Anna Thompson	Feb. 19
2007	Anna Thompson	April 30
2009	Jenee Loree	Feb. 9
2014	Kasey Cooper	March 10
	Kasey Cooper	April 28

SEC ALL-DEFENSIVE TEAM

2008	Myesha Finney	Outfield
2009	Myesha Finney	Outfield
2013	Morgan Estell	Outfield
2015	Emily Carosone	Infield
	Kasey Cooper	Infield
	Tiffany Howard	Outfield
2016	Emily Carosone	Infield
	Kasey Cooper	Infield
	Jade Rhodes	Infield

SEC COMMUNITY SERVICE TEAM

2003	Kim Freeland
2005	Anne Norton
2006	Jorja Bell
2007	Jorja Bell
2008	Jorja Bell
2009	Anna Thompson
2010	Morgan Murphy
2011	Morgan Murphy
2012	Morgan Murphy
2013	Baylee Stephens
2014	Hilary Mavromat
2015	Jordan Rocker
2016	Anna Gibbs

WCWS ALL-TOURNAMENT TEAM

2016	Emily Carosone	Infield
	Kasey Cooper	Infield
	Tiffany Howard	Outfield
	Makayla Martin	Pitcher
	Jade Rhodes	Infield



ALL-TIME RESULTS



Year	Coach	Overall				SEC				SEC Finish
		W	L	T	Pct.	W	L	T	Pct.	
1997	Tina Deese	34	35	0	.493	15	15	0	.500	3rd SEC West, 6th overall
1998	Tina Deese	16	40	0	.286	6	20	0	.231	6th SEC West, 10th overall
1999	Tina Deese	27	32	1	.450	11	19	0	.367	5th SEC West, 9th overall
2000	Tina Deese	34	31	0	.523	10	19	0	.345	5th SEC West, 8th overall
2001	Tina Deese	31	32	0	.492	10	20	0	.333	5th SEC West, 8th overall
2002	Tina Deese	37	28	0	.569	15	15	0	.500	3rd SEC West, 5th overall
2003	Tina Deese	26	31	0	.456	13	16	0	.448	3rd SEC West, 7th overall
2004	Tina Deese	42	18	0	.700	19	10	0	.655	2nd SEC West, 4th overall
2005	Tina Deese	50	18	0	.735	21	8	0	.724	2nd SEC West, 3rd overall
2006	Tina Deese	36	22	0	.621	21	8	0	.724	3rd SEC West, 6th overall
2007	Tina Deese	26	30	0	.464	10	18	0	.357	5th SEC West, 9th overall
2008	Tina Deese	38	22	0	.633	13	14	0	.481	3rd SEC West, 6th overall
2009	Tina Deese	30	29	0	.508	9	19	0	.321	4th SEC West, 9th overall
2010	Tina Deese	31	26	0	.544	11	17	0	.393	3rd SEC West, 7th overall
2011	Tina Deese	40	19	0	.678	15	13	0	.536	3rd SEC West, 7th overall
2012	Tina Deese	33	23	0	.589	12	16	0	.429	3rd SEC West, 7th overall
2013	Tina Deese	30	23	0	.566	7	17	0	.292	6th SEC West, 12th overall
2014	Clint Myers	42	19	1	.678	11	13	0	.458	2nd overall
2015	Clint Myers	56	11	0	.836	18	6	0	.750	2nd overall (tournament champs)
2016	Clint Myers	58	12	0	.829	16	7	0	.696	3rd overall (tournament champs)
Totals	20 seasons	718	500	2	.589	257	299	0	.462	2 tournament titles

BATTING

Year	Avg.	G	AB	R	H	2B	3B	HR	RBI	TB	Slg.	BB-BHP	SO	GDP	OB%	SF-SH	SB-ATT	PO	A	E	Fld.
1997	.257	69	1828	238	470	71	7	5	190	570	.312	95-25	234	4	.301	10-102	70-101	1450	625	119	.946
1998	.259	56	1493	161	386	61	2	11	137	484	.324	92-10	186	3	.304	8-68	62-83	1132	527	83	.952
1999	.287	60	1564	284	449	62	4	38	222	633	.405	110-40	249	1	.347	12-30	87-106	1147	458	77	.954
2000	.286	65	1721	268	492	106	6	38	238	724	.421	134-44	307	2	.350	13-54	57-75	1327	627	114	.945
2001	.277	63	1706	284	473	95	4	47	246	717	.420	146-34	295	2	.345	8-55	45-70	1274	530	116	.940
2002	.272	65	1601	276	436	84	4	48	235	672	.420	156-25	283	1	.344	13-51	72-101	1283	446	65	.964
2003	.218	57	1451	158	317	67	4	28	134	476	.328	119-30	318	9	.290	7-51	60-82	1170	395	68	.958
2004	.256	60	1514	214	388	74	7	22	170	542	.358	128-21	287	4	.321	8-38	106-133	1229	359	50	.969
2005	.308	68	1729	375	532	94	16	68	318	862	.499	201-26	319	10	.384	20-48	78-101	1313	485	72	.961
2006	.280	58	1519	247	426	67	10	42	219	639	.421	155-35	318	10	.359	8-41	51-71	1177	418	78	.953
2007	.249	56	1367	187	340	43	4	26	165	469	.343	135-49	351	9	.335	12-59	33-48	1101	305	56	.962
2008	.231	60	1520	205	351	51	12	26	183	504	.332	138-63	328	5	.318	15-34	38-58	1234	377	88	.948
2009	.235	59	1534	193	361	65	2	31	169	523	.341	158-43	345	9	.322	11-48	70-84	1254	403	66	.962
2010	.252	57	1468	204	370	55	2	44	187	561	.382	141-31	329	3	.329	9-41	47-68	1158	362	62	.961
2011	.279	59	1505	272	420	97	8	37	236	644	.428	160-33	300	7	.358	16-36	61-81	1176	398	61	.963
2012	.243	56	1409	222	342	51	10	46	198	551	.391	140-53	274	11	.333	7-45	33-44	1129	422	60	.943
2013	.279	53	1350	273	376	59	9	32	223	549	.407	177-37	279	4	.379	10-28	74-93	1021	376	60	.959
2014	.305	62	1585	440	484	87	1	83	411	822	.519	270-66	280	6	.423	19-25	17-18	1174	481	35	.979
2015	.339	67	1788	526	606	97	11	99	474	1022	.572	356-66	291	7	.460	27-20	26-31	1293	491	45	.975
2016	.317	70	1888	556	599	99	13	89	499	991	.525	349-68	282	15	.437	22-17	35-41	1362	609	63	.969
Totals	.273	1220	31540	5583	8618	1485	136	860	4854	12955	.411	3360-799	5855	122	.355	255-891	1122-1489	24404	9094	1438	.963

PITCHING

Year	ERA	W-L	G	CG	SHO	SV	IP	H	R	ER	BB	SO	2B	3B	HR	AB	Avg.
1997	3.07	34-35	69	31	9	3	483.1	473	246	165	161	326	51	15	12	1867	.253
1998	2.69	16-40	56	16	6	7	377.1	381	209	145	174	220	42	10	11	1722	.261
1999	2.78	27-32-1	60	27	13	4	382.1	387	220	152	146	251	56	12	29	1496	.259
2000	3.02	34-31	65	22	9	9	442.1	508	255	191	128	212	69	8	19	1804	.282
2001	2.31	31-32	63	25	5	5	425.0	429	224	140	137	234	60	8	32	1662	.258
2002	2.34	38-27	65	33	14	9	427.2	368	187	143	182	368	54	11	25	1573	.234
2003	2.98	36-31	57	27	11	1	390.0	348	200	166	152	348	60	7	37	1478	.235
2004	1.40	42-18	60	34	24	4	409.2	226	108	82	148	467	45	5	17	1412	.160
2005	2.21	50-18	68	40	17	9	437.2	339	179	138	205	432	46	4	34	1608	.211
2006	1.78	36-22	58	32	14	7	392.1	300	162	100	172	432	44	4	25	1445	.208
2007	2.42	26-30	56	22	11	3	367.0	282	160	127	172	492	38	6	29	1339	.211
2008	2.01	38-22	60	25	19	9	411.1	326	160	118	124	499	47	8	29	1557	.209
2009	2.60	30-29	59	32	10	2	418.0	337	201	155	148	456	45	11	47	1567	.215
2010	2.23	31-26	57	16	12	7	386.0	310	171	123	132	431	45	9	42	1422	.218
2011	2.48	40-19	59	28	8	5	392.0	323	171	139	135	388	55	7	39	1455	.222
2012	2.01	33-23	56	26	13	4	376.1	282	144	108	100	332	46	5	28	1385	.204
2013	3.46	30-23	53	22	7	4	340.1	341	206	168	133	245	57	3	41	1343	.254
2014	3.26	42-19-1	62	35	13	6	391.1	353	201	182	162	285	57	6	64	1473	.240
2015	3.59	56-11	67	16	10	4	431.0	422	247	221	203	283	69	2	61	1653	.255
2016	2.19	58-12	70	20	19	7	454.0	382	179	142	169	286	43	4	36	1701	.225
Totals	2.50	718-500-2	1220	529	244	109	8135.0	7117	3830	2905	3083	6987	1029	145	657	30962	.230



1997
34-35 (15-15 SEC)

Head Coach: Tina Deese
SEC Tournament (3rd in SEC West)

Date	Opponent	Result
2/18	at Samford	W, 4-2 (10)
	at Samford	W, 4-3
2/21	# vs. No. 6 Iowa	L, 7-5 (8)
	# vs. Michigan State	L, 5-3
2/22	# vs. Michigan State	L, 4-3
	# vs. No. 21 Notre Dame	L, 4-2
	# vs. Toledo	W, 6-1
2/23	# vs. Wisconsin	L, 8-4
	# vs. Wisconsin	L, 2-0
2/26	JACKSONVILLE STATE	W, 7-0
	JACKSONVILLE STATE	W, 3-0
3/1	\$ at FAU	L, 4-2
	\$ vs. Central Michigan	L, 5-0
	\$ vs. Harvard	W, 6-5
3/2	\$ vs. Central Michigan	W, 2-0
	\$ vs. Harvard	L, 5-4
	\$ at FAU	W, 3-1
3/3	\$ vs. Harvard	L, 9-4
	\$ at FAU	L, 7-0
3/7	at Charleston Southern	W, 5-0
	at Charleston Southern	W, 9-1
3/8	% at Coastal Carolina	W, 6-3
	% vs. Charlotte	W, 7-3
3/9	% vs. Radford	L, 5-4
	% at Coastal Carolina	W, 6-5
3/11	at Jacksonville State	W, 5-1
	at Jacksonville State	L, 2-0
3/15	* LSU	L, 5-0
	* LSU	L, 4-1
3/16	* LSU	L, 5-4
	* LSU	L, 8-2
3/21	* TENNESSEE	L, 6-2
	* TENNESSEE	L, 8-2
3/23	* KENTUCKY	W, 5-4 (9)
	* KENTUCKY	W, 5-0
3/28	^ vs. Canisius	L, 3-1
	^ vs. Middle Tennessee	L, 10-5
3/29	^ at Georgia Tech	L, 4-0
	^ vs. Youngstown State	W, 9-8
4/2	* at Alabama	W, 1-0 (9)
	* at Alabama	L, 4-3
4/5	* ARKANSAS	W, 7-6 (10)
	* ARKANSAS	W, 2-1 (8)
4/6	* ARKANSAS	W, 2-0
	* ARKANSAS	W, 9-0
4/11	FLORIDA A&M	L, 3-2
	FLORIDA A&M	W, 9-1
4/13	* FLORIDA	L, 3-1
	* FLORIDA	W, 5-2
4/16	* ALABAMA	L, 3-1
	* ALABAMA	W, 3-2 (8)
4/19	* at Ole Miss	W, 7-4
	* at Ole Miss	W, 4-2
4/20	* at Ole Miss	W, 9-4

	* at Ole Miss	L, 5-0
4/25	* at Georgia	L, 1-0
	* at Georgia	W, 6-4 (8)
4/27	* at No. 3 South Carolina	L, 4-0
	* at No. 3 South Carolina	L, 4-2
5/2	No. 17 FLORIDA STATE	L, 2-0 (11)
	No. 17 FLORIDA STATE	W, 2-1 (8)
5/3	* MISSISSIPPI STATE	L, 6-3
	* MISSISSIPPI STATE	L, 4-0
5/4	* MISSISSIPPI STATE	W, 5-4
	* MISSISSIPPI STATE	W, 4-1
5/9	! vs. Tennessee	W, 2-0
	! vs. No. 23 LSU	W, 4-2
5/10	! vs. No. 2 South Carolina	L, 9-0
	! vs. Florida	L, 7-5

- Arizona State Classic (Tempe, Ariz.)
 \$ - Fla. Atlantic Invitational (Boca Raton, Fla.)
 % - Chanticleer Classic (Conway, S.C.)
 ^ - Buzz Classic (Atlanta, Ga.)
 * - Southeastern Conference game
 ! - SEC Tournament (Columbus, Ga.)

1998
16-40 (6-20 SEC)
Head Coach: Tina Deese
(6th in SEC West)

Date	Opponent	Result
2/14	LAGRANGE COLLEGE	W, 8-0
	LAGRANGE COLLEGE	W, 9-1
2/20	# vs. No. 24 DePaul	L, 1-0
	# vs. No. 10 USF	L, 7-0
2/21	# vs. No. 9 Kansas	L, 2-0
	# vs. Notre Dame	W, 4-2
2/22	# vs. No. 24 DePaul	L, 4-0
2/25	SAMFORD	W, 8-0
	SAMFORD	L, 5-4
2/27	\$ vs. Nebraska	L, 6-3
	\$ vs. No. 18 Minnesota	L, 8-2
2/28	\$ vs. Notre Dame	L, 1-0
	\$ vs. No. 2 Washington	L, 1-0
3/1	\$ vs. No. 22 Texas A&M	W, 1-0
	\$ vs. UMass	W, 4-2
3/3	TROY	L, 7-3
	TROY	L, 4-1
3/6	* at No. 19 LSU	L, 5-2
	* at No. 19 LSU	L, 6-3
3/8	* at No. 19 LSU	L, 4-3
3/11	SOUTHERN ILLINOIS	W, 1-0
	SOUTHERN ILLINOIS	L, 1-0
3/21	* at Tennessee	L, 6-3
	* at Tennessee	W, 3-2
3/22	* at Kentucky	L, 6-1
	* at Kentucky	W, 9-4
3/23	at Eastern Kentucky	L, 2-1
	at Eastern Kentucky	W, 4-3
3/27	% vs. East Carolina	W, 11-3
	% vs. Virginia	L, 2-1
	% vs. Elon	L, 2-0
3/28	% vs. UMBC	L, 6-2

4/3	* at Arkansas	L, 5-4
	* at Arkansas	W, 4-2
4/4	* at Arkansas	L, 5-4
	* at Arkansas	L, 6-4
4/11	* at Florida	L, 4-0
	* at Florida	L, 12-7
4/12	at No. 15 Florida State	L, 5-1
	at No. 15 Florida State	L, 8-3
4/13	at Florida A&M	L, 5-4
	at Florida A&M	W, 6-5
4/18	* OLE MISS	L, 4-0
	* OLE MISS	W, 8-0
4/19	* OLE MISS	L, 4-3
	* OLE MISS	L, 10-2
4/24	* GEORGIA	L, 4-1
	* GEORGIA	L, 3-0
4/26	* SOUTH CAROLINA	L, 4-2
	* SOUTH CAROLINA	L, 5-3
4/29	* at Alabama	W, 6-2
5/1	* MISSISSIPPI STATE	W, 2-0
	* MISSISSIPPI STATE	L, 1-0
5/2	* MISSISSIPPI STATE	L, 6-2
	* MISSISSIPPI STATE	L, 3-2

- South Florida Tournament (Tampa, Fla.)
 \$ - NFCA Leadoff Classic (Columbus, Ga.)
 % - Sportsplus Tournament (Midlothian, Va.)
 * - Southeastern Conference game

1999
27-32-1 (11-19 SEC)
Head Coach: Tina Deese
(5th in SEC West)

Date	Opponent	Result
2/14	ALABAMA A&M	W, 23-0
	ALABAMA A&M	W, 26-0
2/16	GEORGIA STATE	L, 8-0
	GEORGIA STATE	W, 8-0
2/19	# vs. Penn State	W, 7-3
	# at Texas A&M	L, 3-0
2/20	# vs. Penn State	W, 3-0
	# vs. New Mexico	L, 3-0
2/21	# at Texas A&M	W, 4-0
	# vs. New Mexico	L, 10-1
2/23	No. 21 FLORIDA STATE	L, 4-2
	No. 21 FLORIDA STATE	T, 0-0
2/26	\$ vs. Middle Tennessee	W, 3-2
	\$ vs. Coastal Carolina	W, 10-1
2/27	\$ at Georgia Southern	L, 5-3
	\$ vs. Stetson	W, 4-0
2/28	\$ vs. Middle Tennessee	W, 2-1
	\$ Coastal Carolina	W, 15-3
3/5	% vs. No. 9 Stanford	L, 9-0
	% vs. No. 4 Washington	L, 5-3
3/6	% vs. Portland State	W, 8-0
	% vs. Pacific	L, 6-2
3/7	% vs. No. 15 Oregon	L, 6-2
	% vs. Illinois State	L, 7-4
3/19	* No. 13 LSU	L, 12-3



	*	No. 13 LSU	L, 4-2
3/20	*	No. 13 LSU	L, 9-1
	*	No. 13 LSU	L, 10-1
3/21		at Alabama A&M	W, 14-1
		at Alabama A&M	W, 13-1
3/26	*	TENNESSEE	L, 7-4
	*	TENNESSEE	W, 4-0
3/28	*	KENTUCKY	L, 7-6
	*	KENTUCKY	W, 9-1
3/30		at Georgia State	L, 2-1
		at Georgia State	L, 7-6
4/2	*	at Alabama	W, 5-1
	*	at Alabama	W, 7-0
4/3	*	at Alabama	L, 3-1
	*	at Alabama	L, 8-3
4/7		at Troy	W, 5-4
		at Troy	W, 7-0
4/9	*	ARKANSAS	L, 1-0
	*	ARKANSAS	L, 3-1
4/10	*	ARKANSAS	L, 4-0
	*	ARKANSAS	L, 4-0
4/18	*	FLORIDA	W, 11-6
	*	FLORIDA	W, 10-2
4/23	*	at Ole Miss	W, 7-6
	*	at Ole Miss	W, 5-0
4/24	*	at Ole Miss	W, 6-5
	*	at Ole Miss	W, 5-2
5/1	*	at Georgia	L, 4-2
	*	at Georgia	W, 8-0
5/2	*	at South Carolina	L, 4-0
	*	at South Carolina	L, 2-1
5/7	*	at Mississippi State	L, 4-3
	*	at Mississippi State	L, 8-0
5/8	*	at Mississippi State	L, 8-0
	*	at Mississippi State	L, 4-3

- Texas A&M Tournament (College Station, Texas)
 \$ - Georgia Southern Tournament (Statesboro, Ga.)
 % - Easton Showcase (Fullerton, Calif.)
 * - Southeastern Conference game

2000
34-31 (10-19 SEC)
Head Coach: Tina Deese
SEC Tournament (5th in West)

Date	Opponent	Result
2/8	UAB	W, 7-3
2/11	# vs. Oklahoma State	W, 6-3
	# vs. UTSA	W, 5-0
	# vs. Louisiana Tech	W, 6-0
2/12	# vs. Arkansas	L, 7-4
	# vs. Tulsa	L, 3-2 (8)
2/15	GEORGIA TECH	W, 3-1
2/18	\$ INDIANA STATE	W, 11-3
	\$ UAB	L, 5-4
2/19	\$ WICHITA STATE	W, 7-0
	\$ JACKSONVILLE STATE	W, 2-0
2/20	\$ WICHITA STATE	W, 7-3
	\$ JACKSONVILLE STATE	W, 6-0
2/22	TROY	W, 8-0

2/23		SAMFORD	L, 1-0 (8)
		SAMFORD	L, 4-3
2/25	%	INDIANA	W, 4-3
	%	No. 9 MICHIGAN	L, 10-3
2/26	%	No. 22 SOUTH CAROLINA	W, 4-2
	%	USF	L, 6-1 (9)
2/27	%	KENT STATE	L, 1-0
3/1		LOUISIANA TECH	W, 4-3
		LOUISIANA TECH	W, 3-0
3/4	*	No. 18 SOUTH CAROLINA	L, 5-3
	*	No. 18 SOUTH CAROLINA	W, 4-3
3/10	^	vs. Creighton	W, 6-2
	^	vs. Miami (Ohio)	W, 3-2
3/12	^	vs. Akron	W, 4-1
	^	vs. Indiana	W, 5-3
3/17	*	at No. 8 LSU	L, 6-5
	*	at No. 8 LSU	W, 2-1
3/18	*	at No. 8 LSU	L, 9-1
	*	at No. 8 LSU	L, 9-1
3/20		at SE Louisiana	W, 8-1
3/24	*	at Kentucky	L, 4-3
	*	at Kentucky	L, 10-6
3/25	*	at Tennessee	L, 8-7 (9)
	*	at Tennessee	W, 18-5
3/31	*	No. 14 ALABAMA	L, 9-0
	*	No. 14 ALABAMA	L, 4-1 (8)
4/1	*	No. 14 ALABAMA	L, 7-1
	*	No. 14 ALABAMA	L, 14-5
4/5		MERCER	W, 11-2
		MERCER	W, 11-3
4/7	*	at Arkansas	L, 2-0
	*	at Arkansas	L, 6-2
4/8	*	at Arkansas	W, 3-1
	*	at Arkansas	L, 4-2
4/11		at Georgia Tech	L, 4-3 (8)
4/14	*	at Florida	W, 2-0
4/15		at Florida State	L, 7-0
		at Florida State	W, 5-4 (13)
4/18		at UAB	W, 7-3
4/21	*	OLE MISS	L, 2-1 (9)
	*	OLE MISS	W, 4-2
4/22	*	OLE MISS	W, 6-0
	*	OLE MISS	L, 6-2
4/28	*	GEORGIA	W, 3-2
4/28	*	GEORGIA	W, 7-5
4/30	*	No. 21 MISSISSIPPI STATE	L, 3-2
	*	No. 21 MISSISSIPPI STATE	L, 9-4
5/1	*	No. 21 MISSISSIPPI STATE	W, 5-2
	*	No. 21 MISSISSIPPI STATE	L, 10-2
5/11	!	vs. No. 7 LSU	L, 8-0
5/12	!	vs. No. 22 Mississippi State	L, 9-3

- UTA Tournament (Grand Prairie, Texas)
 \$ - Tiger Invitational (Auburn, Ala.)
 % - War Eagle Classic (Auburn, Ala.)
 ^ - USF/Gladstone Tournament (Tampa, Fla.)
 * - Southeastern Conference game
 ! - SEC Tournament (Columbus, Ga.)

2001
31-32 (10-20 SEC)
Head Coach: Tina Deese
SEC Tournament (5th in West)

Date	Opponent	Result
2/7	at Samford	W, 2-1
	at Samford	W, 9-1
2/9	# PURDUE	W, 7-2
	# SYRACUSE	W, 7-0
2/10	# OHIO STATE	W, 3-2
	# NORTHERN ILLINOIS	W, 7-2
2/11	# OHIO STATE	L, 4-0 (9)
2/15	\$ vs. UCSB	W, 3-2
	\$ at Hawaii	W, 3-2
2/16	\$ vs. Centenary	W, 15-1
	\$ vs. No. 14 Cal State Fullerton	L, 4-3 (10)
2/17	\$ at Hawaii	L, 5-0
	\$ vs. Centenary	W, 8-2
2/18	\$ vs. UCSB	L, 5-0
2/22	% at UCSB	W, 2-1
2/23	% vs. Utah	L, 4-3
	% vs. No. 21 Texas A&M	L, 4-3
3/6	BALL STATE	L, 2-1
	BALL STATE	W, 3-0
3/9	^ vs. UAB	W, 6-2
	^ vs. Alabama A&M	W, 18-2
3/10	^ vs. Ball State	W, 8-3
	^ vs. Austin Peay	W, 10-2
	^ at Samford	L, 3-2
3/11	^ vs. Ball State	W, 9-1
	^ at Samford	L, 3-2
3/14	at Troy	L, 3-1
3/17	* at Georgia	W, 4-0
	* at Georgia	L, 1-0
3/18	* at Georgia	W, 8-2
3/24	* ARKANSAS	L, 6-0
	* ARKANSAS	L, 5-2
3/25	* ARKANSAS	L, 4-3
3/31	* at Ole Miss	W, 4-0
	* at Ole Miss	W, 13-7 (10)
4/1	* at Ole Miss	L, 3-2
4/4	* FLORIDA	W, 9-1
	* FLORIDA	L, 9-3 (8)
4/5	* FLORIDA	W, 6-5
4/7	* No. 19 SOUTH CAROLINA	L, 5-3 (10)
	* No. 19 SOUTH CAROLINA	L, 10-0
4/8	* No. 19 SOUTH CAROLINA	L, 4-3
4/14	* at Mississippi State	L, 5-4
	* at Mississippi State	L, 7-2
4/15	* at Mississippi State	L, 4-3
4/18	* at No. 7 Alabama	L, 8-0
	* at No. 7 Alabama	L, 6-4
4/19	* at No. 7 Alabama	L, 5-1
4/21	* TENNESSEE	L, 7-2
	* TENNESSEE	W, 5-3
4/22	* TENNESSEE	W, 12-1
4/25	MERCER	W, 7-3
	MERCER	W, 12-0
4/28	* at Kentucky	W, 6-3



YEAR-BY-YEAR RESULTS

	*	at Kentucky	L, 8-5
4/29	*	at Kentucky	L, 7-6
5/5	*	No. 4 LSU	L, 9-0
	*	No. 4 LSU	L, 6-3
5/6	*	No. 4 LSU	W, 7-3
5/10	!	vs. No. 3 LSU	L, 6-0
5/11	!	vs. Florida	W, 4-1
5/12	!	vs. No. 7 Alabama	W, 5-3
	!	vs. No. 4 LSU	L, 4-1

- Tiger Invitational (Auburn, Ala.)
 \$ - Chevron Paradise Classic (Honolulu, Hawaii)
 % - UCSB Tournament (Santa Barbara, Calif.)
 ^ - Samford Invitational (Birmingham, Ala.)
 * - Southeastern Conference game
 ! - SEC Tournament (Chattanooga, Tenn.)

2002 37-28 (15-15 SEC)

Head Coach: Tina Deese
SEC Tournament (3rd in West)
NCAA Tallahassee Regional

Date		Opponent	Result
2/1	#	AUSTIN PEAY	W, 12-0
	#	SE LOUISIANA	W, 2-1 (8)
2/2	#	CHARLESTON SOUTHERN	W, 8-0
	#	MERCER	W, 7-0
2/3	#	SE LOUISIANA	W, 1-0
	#	MERCER	W, 5-1
2/9		at Mercer	W, 3-2
		at Mercer	W, 7-3
2/15	\$	vs. No. 25 USF	W, 7-2
	\$	vs. Notre Dame	L, 3-2 (10)
2/16	\$	at No. 1 Arizona	L, 4-0
	\$	vs. New Mexico State	W, 2-0
2/19		SAMFORD	W, 4-3
		SAMFORD	W, 9-1
3/1	%	vs. No. 7 Oklahoma	L, 6-2
	%	at FIU	W, 3-1
3/2	%	vs. No. 20 FAU	L, 4-1
	%	vs. Wichita State	W, 4-2
3/3	%	at FIU	W, 5-3
3/6		TROY	W, 4-0
3/8	^	vs. Middle Tennessee	L, 9-3
	^	vs. Iowa State	L, 4-3
3/9	^	at No. 20 Florida State	L, 5-4
	^	vs. UMKC	W, 4-2
3/10	^	vs. Providence	W, 9-0
	^	vs. Middle Tennessee	W, 6-0
3/13		BALL STATE	W, 9-0
3/16	*	No. 21 GEORGIA	L, 5-3
	*	No. 21 GEORGIA	L, 12-2
3/17	*	No. 21 GEORGIA	L, 8-1
3/19		GEORGIA TECH	L, 9-1
		GEORGIA TECH	L, 2-1
3/23	*	at Arkansas	L, 6-3
	*	at Arkansas	L, 4-0
3/24	*	at Arkansas	L, 3-2
3/26	*	at Florida	W, 8-3
	*	at Florida	W, 3-2

3/27	*	at Florida	L, 8-0
3/30	*	OLE MISS	W, 4-0
	*	OLE MISS	W, 3-0
3/31	*	OLE MISS	W, 4-0
4/6	*	at South Carolina	L, 4-2
	*	at South Carolina	L, 3-1
4/7	*	at South Carolina	L, 3-2
4/13	*	MISSISSIPPI STATE	L, 2-1
	*	MISSISSIPPI STATE	W, 6-4
4/14	*	MISSISSIPPI STATE	L, 3-1
4/20	*	at Tennessee	L, 9-6
	*	at Tennessee	W, 9-0
4/21	*	at Tennessee	W, 8-0
4/22		at Middle Tennessee	W, 10-4 (8)
4/27	*	KENTUCKY	L, 8-5
	*	KENTUCKY	W, 6-1
4/28	*	KENTUCKY	W, 17-1
5/1	*	at No. 3 LSU	L, 8-0
	*	at No. 3 LSU	W, 2-1
5/2	*	at No. 3 LSU	L, 5-0
5/4	*	No. 15 ALABAMA	W, 3-1
	*	No. 15 ALABAMA	W, 6-4
5/5	*	No. 15 ALABAMA	W, 3-2
5/9	!	vs. No. 25 Georgia	L, 4-3
5/10	!	vs. Florida	W, 7-1
5/11	!	vs. No. 18 Alabama	L, 5-4
5/16	+	at No. 21 Florida State	L, 2-1
5/17	+	vs. No. 12 FAU	L, 4-2

- Tiger Invitational (Auburn, Ala.)
 \$ - Arizona Pepsi Classic (Tucson, Ariz.)
 % - Golden Panther Invitational (Miami, Fla.)
 ^ - Seminole Invitational (Tallahassee, Fla.)
 * - Southeastern Conference game
 ! - SEC Tournament (Chattanooga, Tenn.)
 + - NCAA Regional (Tallahassee, Fla.)

2003 26-31 (13-16 SEC)

Head Coach: Tina Deese
SEC Tournament (3rd in West)

Date		Opponent	Result
1/31	#	vs. Northwestern	L, 6-1
	#	vs. FAU	W, 5-3
2/1	#	vs. No. 2 Arizona	L, 6-0
	#	vs. USF	L, 6-4
2/2	#	vs. Sam Houston State	W, 6-5
2/4		at No. 9 Florida State	L, 8-0
		at No. 9 Florida State	L, 3-2
2/7	\$	MERCER	W, 9-2
	\$	UT-CHATTANOOGA	W, 4-1
2/8	\$	MISSOURI	L, 8-3
	\$	MERCER	W, 3-0
2/9	\$	MISSOURI	W, 3-2
2/11		at Samford	L, 1-0
2/14	%	vs. SE Louisiana	W, 3-2
2/16	%	vs. Tulsa	L, 5-0
	%	vs. UL-Lafayette	L, 9-1
2/18		at Troy	L, 4-3
2/21	^	vs. Wright State	W, 8-0

2/22	^	vs. Lipscomb	L, 1-0
	^	at Mercer	W, 5-4
2/23	^	vs. Birmingham-Southern	W, 16-0
	^	vs. Alabama A&M	W, 12-1
2/25		UAB	L, 4-0
3/4	*	FLORIDA	L, 4-0
	*	FLORIDA	L, 9-1
3/5	*	FLORIDA	W, 3-0
3/8	*	at No. 10 Georgia	L, 7-1
	*	at No. 10 Georgia	L, 10-0
3/9	*	at No. 10 Georgia	L, 9-4
3/15	*	ARKANSAS	L, 4-1
3/16	*	ARKANSAS	W, 2-0
	*	ARKANSAS	W, 3-2
3/22	*	at Ole Miss	W, 3-0
	*	at Ole Miss	W, 2-0
3/23	*	at Ole Miss	W, 4-0
3/26		at UAB	W, 5-2
3/29	*	No. 15 SOUTH CAROLINA	L, 12-1
	*	No. 15 SOUTH CAROLINA	W, 2-1
3/30	*	No. 15 SOUTH CAROLINA	L, 4-0
4/2	*	at No. 18 Alabama	L, 2-1
	*	at No. 18 Alabama	L, 4-0
4/3	*	at No. 18 Alabama	L, 4-0
4/5	*	at Mississippi State	W, 7-3
	*	at Mississippi State	L, 7-1
4/12	*	TENNESSEE	L, 2-0
	*	TENNESSEE	W, 1-0
4/13	*	TENNESSEE	W, 4-1
4/18	*	at Kentucky	W, 9-1
	*	at Kentucky	W, 5-4
4/19	*	at Kentucky	W, 1-0
4/23		GEORGIA TECH	W, 1-0
4/26	*	No. 11 LSU	L, 2-0
	*	No. 11 LSU	L, 5-4
4/27	*	No. 11 LSU	L, 10-1
5/2		at Georgia Tech	L, 2-0
5/8	!	vs. No. 16 Alabama	L, 4-0
5/9	!	vs. Tennessee	L, 4-3 (9)

- USF/Louisville Slugger Tournament (Tampa, Fla.)
 \$ - Tiger Invitational (Auburn, Ala.)
 % - Mardi Gras Tournament (Monroe, La.)
 ^ - Holiday Inn Invitational (Macon, Ga.)
 * - Southeastern Conference game
 ! - SEC Tournament (Plant City, Fla.)

**2004
42-18, 19-10 SEC**
Head Coach: Tina Deese
SEC Tournament (2nd in West)
NCAA Stanford Regional

Date		Opponent	Result
1/30	#	vs. Florida A&M	W, 6-1
	#	vs. Illinois State	W, 2-0
2/6	\$	vs. Northwestern State	W, 2-0
	\$	vs. North Texas	W, 7-2
2/7	\$	vs. Wichita State	W, 15-0
	\$	vs. Baylor	L, 2-0
2/8	\$	vs. Pacific	L, 2-1



2/11		at Alabama State	W, 13-0
2/13	%	EVANSVILLE	W, 7-0
	%	AUSTIN PEAY	W, 6-2
2/14	%	FURMAN	W, 9-1
	%	FURMAN	W, 3-1
2/15	%	EVANSVILLE	W, 8-0
2/17		at UAB	W, 4-3
2/20	^	vs. Cal State Northridge	L, 3-2
	^	vs. Sacramento State	W, 6-2
2/21	^	vs. San Diego State	W, 1-0
2/24		SAMFORD	W, 4-0
2/28		at Birmingham-Southern	W, 6-0
		at Birmingham-Southern	W, 3-1
3/2		TROY	W, 2-0
3/13	*	at Arkansas	W, 1-0
3/14	*	at Arkansas	W, 9-0
	*	at Arkansas	W, 3-0
3/20	*	OLE MISS	W, 5-0
	*	OLE MISS	W, 9-0
3/21	*	OLE MISS	L, 3-1
3/27	*	at No. 15 South Carolina	W, 1-0
	*	at No. 15 South Carolina	W, 5-1
3/28	*	at No. 15 South Carolina	W, 6-5
3/30	*	at No. 19 Florida	L, 2-1
	*	at No. 19 Florida	L, 3-0
3/31	*	at No. 13 Florida	L, 11-3
4/2	*	MISSISSIPPI STATE	W, 3-2
4/3	*	MISSISSIPPI STATE	W, 7-3
	*	MISSISSIPPI STATE	L, 3-2
4/7		at Troy	W, 1-0
4/9	*	at No. 12 Tennessee	L, 3-0
	*	at No. 12 Tennessee	W, 6-1
4/10	*	at No. 12 Tennessee	L, 4-0
4/17	*	No. 7 GEORGIA	W, 1-0
	*	No. 7 GEORGIA	L, 5-3
4/18	*	No. 7 GEORGIA	W, 4-2
4/20	*	No. 13 ALABAMA	W, 4-0
	*	No. 13 ALABAMA	W, 3-2
4/21	*	No. 14 ALABAMA	L, 6-3
4/24	*	at No. 6 LSU	W, 2-1
	*	at No. 6 LSU	L, 11-0
5/1	*	KENTUCKY	W, 6-1
	*	KENTUCKY	W, 1-0
5/2	*	KENTUCKY	W, 6-0
5/3		No. 2 FLORIDA STATE	W, 1-0
		No. 2 FLORIDA STATE	L, 4-0
5/13	!	vs. No. 15 Alabama	L, 7-1
5/14	!	vs. South Carolina	W, 2-0
5/15	!	vs. Mississippi State	W, 4-3
	!	vs. No. 3 LSU	W, 2-0
5/16	!	vs. No. 3 LSU	L, 1-0
5/20	+	vs. Hofstra	L, 1-0
	+	vs. No. 16 Fresno State	L, 3-1 (10)

- Diamond Sports Fun and Sun Classic (Miami, Fla.)
 \$ - Getteman Classic (Waco, Texas)
 % - Tiger Invitational (Auburn, Ala.)
 ^ - Campbell/Cartier Classic (San Diego, Calif.)
 * - Southeastern Conference Game
 ! - SEC Tournament Game (Tuscaloosa, Ala.)
 + - NCAA Regional (Stanford, Calif.)

2005		
50-18 (21-8 SEC)		
Head Coach: Tina Deese		
SEC Tournament (2nd in West)		
NCAA Auburn Regional		
Date	Opponent	Result
2/4	# vs. No. 21 USF	W, 6-4
	# vs. Illinois State	L, 3-2 (8)
2/5	# vs. Kentucky	W, 9-1
	# at FIU	W, 6-1
2/6	# at FIU	L, 4-0
2/9	ALABAMA STATE	W, 19-2
2/11	\$ COLLEGE OF CHARLESTON	W, 9-0
	\$ MARSHALL	W, 8-0
2/12	\$ NORTHWESTERN STATE	L, 2-0
	\$ COLLEGE OF CHARLESTON	W, 2-1
2/13	\$ MARSHALL	W, 8-0
2/16	UAB	W, 14-0
2/18	% GARDNER-WEBB	W, 4-0
	% BOSTON COLLEGE	L, 4-2
2/19	% AUSTIN PEAY	W, 6-0
	% BIRMINGHAM-SOUTHERN	W, 8-2
2/20	% GARDNER-WEBB	W, 3-0
	% BOSTON COLLEGE	W, 7-6
2/25	^ vs. Sacramento State	W, 2-1
	^ vs. Texas Tech	W, 4-1
2/26	^ vs. UC Davis	W, 3-0
	^ at No. 4 Stanford	L, 9-0
2/27	^ vs. UAB	W, 8-1
3/2	at Troy	W, 3-2
3/4	+ vs. Middle Tennessee	W, 13-1
	+ vs. Middle Tennessee	W, 7-0
3/5	+ vs. Georgia Southern	W, 10-0
	+ vs. Iowa	W, 2-1
3/6	+ vs. Iowa	L, 16-1
3/12	* ARKANSAS	W, 4-0
	* ARKANSAS	W, 10-1
3/13	* ARKANSAS	W, 10-2
3/19	* at Ole Miss	L, 2-0
	* at Ole Miss	W, 4-0
3/20	* at Ole Miss	W, 4-3
3/22	* at No. 9 Alabama	W, 4-2
3/23	* at No. 9 Alabama	L, 6-4
	* at No. 9 Alabama	L, 4-3
3/26	* SOUTH CAROLINA	W, 10-8
	* SOUTH CAROLINA	W, 11-2
3/29	GEORGIA STATE	W, 4-2
3/30	at Jacksonville State	W, 7-2
4/2	* at Mississippi State	W, 10-2
	* at Mississippi State	L, 4-3
4/3	* at Mississippi State	W, 6-4
4/9	* No. 4 TENNESSEE	L, 5-0
4/10	* No. 4 TENNESSEE	W, 6-1
4/16	* at No. 11 Georgia	L, 5-4
	* at No. 11 Georgia	L, 4-3 (8)
4/17	* at No. 11 Georgia	W, 8-4
4/23	* LSU	W, 7-4
	* LSU	W, 8-0
4/24	* LSU	W, 2-0

4/26	*	No. 16 FLORIDA	W, 5-3
	*	No. 16 FLORIDA	W, 6-4
4/27	*	No. 16 FLORIDA	W, 6-5
4/30	*	at Kentucky	L, 5-2
	*	at Kentucky	W, 8-0
5/1	*	at Kentucky	W, 10-0
5/12	!	vs. South Carolina	W, 8-0
5/13	!	vs. No. 9 Alabama	L, 9-5
5/14	!	vs. No. 8 Georgia	L, 7-3
5/20	@	vs. Florida State	L, 5-0
5/21	@	vs. Florida A&M	W, 11-2
	@	vs. Florida State	L, 2-0

- Diamond Sports Fun and Sun Classic (Miami, Fla.)
 \$ - Tiger Invitational (Auburn, Ala.)
 % - War Eagle Classic (Auburn, Ala.)
 ^ - Stanford Invitational (Palo Alto, Calif.)
 + - Buzz Classic (Marietta, Ga.)
 * - Southeastern Conference Game
 ! - SEC Tournament (Gainesville, Fla.)
 @ - NCAA Regional (Auburn, Ala.)

2006		
36-22 (21-8 SEC)		
Head Coach: Tina Deese		
SEC Tournament (2nd in West)		
NCAA Tucson Regional		
Date	Opponent	Result
2/10	# MINNESOTA	W, 7-0
	# MIAMI (OHIO)	W, 15-1 (5)
2/11	# EVANSVILLE	W, 12-7
	# NC STATE	W, 2-0
2/12	# CENTENARY	L, 9-6
2/14	at Georgia State	W, 3-2 (9)
2/17	\$ MIDDLE TENNESSEE	W, 5-2
	\$ JACKSONVILLE STATE	W, 7-1
2/18	\$ MERCER	W, 19-0 (5)
2/19	\$ LIPSCOMB	W, 10-0 (5)
2/21	at UAB	W, 8-0
2/24	% vs. No. 16 Arizona State	L, 1-0 (8)
	% vs. No. 24 Missouri	W, 2-0
2/28	No. 7 MICHIGAN	L, 1-0
3/1	= vs. Southern Miss	W, 4-1
3/4	^ vs. Boston College	W, 10-2 (6)
	^ at FAU	W, 4-1
3/5	^ vs. Boston College	W, 9-3
	^ at FAU	L, 5-3
3/8	SAMFORD	W, 1-0
3/11	* KENTUCKY	W, 2-1
	* KENTUCKY	W, 3-0
3/12	* KENTUCKY	W, 7-6 (8)
3/14	TROY	W, 4-3
3/18	* at No. 2 Tennessee	L, 2-0
	* at No. 2 Tennessee	W, 3-1
3/19	* at No. 2 Tennessee	L, 8-0 (5)
3/25	* No. 11 GEORGIA	L, 4-1
	* No. 11 GEORGIA	L, 8-5
3/26	* No. 11 GEORGIA	W, 6-2
3/28	* at Florida	W, 2-1
	* at Florida	L, 5-4 (9)



YEAR-BY-YEAR RESULTS

3/29	*	at Florida	L, 5-0
3/30		at Florida State	W, 7-2
4/4	+	vs. Tennessee Tech	W, 4-0
4/8	*	at No. 11 LSU	L, 4-0
	*	at No. 11 LSU	L, 6-5
4/9	*	at No. 11 LSU	W, 1-0
4/14	*	MISSISSIPPI STATE	W, 4-1
4/15	*	MISSISSIPPI STATE	W, 6-5
	*	MISSISSIPPI STATE	W, 5-3
4/22	*	at Arkansas	W, 5-4
	*	at Arkansas	L, 2-0
4/23	*	at Arkansas	W, 2-1
4/25	*	No. 4 ALABAMA	L, 9-1 (5)
	*	No. 4 ALABAMA	W, 4-2
4/26	*	No. 4 ALABAMA	L, 9-0 (6)
4/29	*	at South Carolina	L, 5-2
	*	at South Carolina	W, 4-0
4/30	*	at South Carolina	L, 7-1
5/6	*	OLE MISS	W, 2-0
	*	OLE MISS	L, 5-4
5/7	*	OLE MISS	L, 6-5
5/11	!	vs. No. 11 LSU	L, 4-1
5/18	@	vs. Ohio State	L, 1-0 (10)
5/19	@	vs. Marist	W, 14-0 (5)
5/20	@	at Arizona	L, 4-2

- Tiger Invitational (Auburn, Ala.)

\$ - War Eagle Classic (Auburn, Ala.)

% - NFCA Leadoff Classic (Columbus, Ga.)

^ - Florida Atlantic Tournament (Boca Raton, Fla.)

* - Southeastern Conference Game

! - SEC Tournament (Athens, Ga.)

@ - NCAA Regional (Tucson, Ariz.)

+ - Game played in Pensacola, Fla.

= - Game played in Huntsville, Ala.

2007

26-30 (10-18 SEC)

Head Coach: Tina Deese

5th in SEC West

Date	Opponent	Result
2/8	# vs. DePaul	L, 7-0
	# vs. No. 15 Nebraska	L, 1-0 (8)
2/9	# vs. Portland State	W, 2-0
	# at Hawaii	L, 2-1
2/10	# vs. DePaul	L, 5-4 (8)
2/11	# vs. No. 15 Nebraska	L, 1-0
2/14	GEORGIA STATE	W, 8-0 (6)
2/16	\$ TENNESSEE TECH	W, 6-3
	\$ NOTRE DAME	L, 3-2
2/17	\$ VIRGINIA TECH	L, 1-0
	\$ TULSA	W, 9-1 (6)
2/18	\$ UAB	W, 5-1
2/23	% vs. North Carolina	W, 3-0 (8)
	% vs. No. 13 Michigan	L, 5-1 (8)
2/24	% vs. Southern Illinois	L, 3-2 (9)
	% vs. Hofstra	W, 4-2
2/27	at Jacksonville State	W, 1-0
3/2	^ vs. Utah	W, 9-1 (5)
	^ at USF	W, 9-0 (6)

3/3	^	vs. Central Michigan	L, 2-1
3/4	^	vs. Maryland	L, 5-4
	^	vs. New Mexico State	W, 4-2
3/7		at Troy	L, 3-1
3/10	*	at Kentucky	W, 10-1 (5)
	*	at Kentucky	W, 9-4 (8)
3/11	*	at Kentucky	L, 2-1
3/14	*	GEORGIA	L, 4-0
	*	GEORGIA	L, 5-2
3/17	*	OLE MISS	L, 4-2
	*	OLE MISS	L, 3-2
3/18	*	OLE MISS	W, 3-1
3/24	*	at Mississippi State	L, 3-1
	*	at Mississippi State	L, 4-1
3/25	*	at Mississippi State	W, 2-1
3/27	*	at Arkansas	W, 5-0
	*	at Arkansas	W, 3-2
3/31	*	No. 6 LSU	L, 9-0 (5)
	*	No. 6 LSU	L, 4-1
4/1	*	No. 6 LSU	L, 5-2
4/4		FAU	W, 4-3
4/6	*	at No. 3 Alabama	L, 10-0 (5)
	*	at No. 3 Alabama	L, 5-3
4/7	*	at No. 3 Alabama	L, 12-4 (5)
4/10		SOUTH ALABAMA	W, 3-0
4/14	*	FLORIDA	L, 3-0
4/15	*	FLORIDA	W, 6-5
	*	FLORIDA	L, 2-0 (8)
4/18		ALABAMA A&M	W, 9-1 (5)
		ALABAMA A&M	W, 17-0 (5)
4/21	*	at No. 1 Tennessee	L, 10-0 (5)
	*	at No. 1 Tennessee	L, 2-1 (8)
4/22	*	at No. 1 Tennessee	L, 5-1
4/28	*	SOUTH CAROLINA	W, 8-0 (5)
	*	SOUTH CAROLINA	W, 1-0
4/29	*	SOUTH CAROLINA	W, 3-0
5/6		FLORIDA STATE	W, 7-2

- Oceanic TWC Hawaii Paradise Classic (Honolulu, Hawaii)

\$ - Tiger Invitational (Auburn, Ala.)

% - NFCA Leadoff Classic (Columbus, Ga.)

^ - USF Louisville Slugger Tournament (Tampa, Fla.)

* - Southeastern Conference Game

2008

38-22 (13-14 SEC)

Head Coach: Tina Deese

SEC Tournament (3rd in West)
NCAA College Station Regional

Date	Opponent	Result
2/15	# EVANSVILLE	W, 4-0
	# MCNEESE STATE	W, 7-6
2/16	# GARDNER WEBB	W, 2-1
	# MARSHALL	W, 7-2
2/17	# FURMAN	W, 5-0
2/20	at South Alabama	W, 4-3
2/22	\$ at UCF	W, 1-0
	\$ vs. George Mason	W, 3-1
2/23	\$ vs. Drake	W, 1-0 (9)

2/24	\$	vs. No. 12 Michigan	L, 9-0 (5)
	\$	vs. Birmingham-Southern	W, 8-0
2/26		at Alabama A&M	W, 4-0
		at Alabama A&M	W, 6-0
2/29	%	vs. Georgia Tech	W, 3-2
	%	vs. Winthrop	L, 1-0
3/1	%	vs. Charlotte	W, 4-0
	%	vs. UMass	L, 6-3
3/2	%	vs. Syracuse	W, 6-0
3/5		at Samford	W, 7-3
3/7	^	BOWLING GREEN	W, 3-1
	^	GEORGIA SOUTHERN	W, 3-0
3/9	^	TENNESSEE TECH	W, 2-0
	^	LIPSCOMB	W, 6-1
3/11	*	vs. No. 15 MISSISSIPPI STATE	L, 8-3
	*	vs. No. 15 MISSISSIPPI STATE	W, 5-4 (9)
3/12	*	vs. No. 15 MISSISSIPPI STATE	W, 8-0 (5)
3/15	*	at Ole Miss	W, 3-1
	*	at Ole Miss	W, 5-0
3/16	*	at Ole Miss	W, 3-2 (11)
3/18	*	ARKANSAS	W, 9-6
	*	ARKANSAS	W, 5-3
3/21	*	at No. 10 LSU	L, 8-1
	*	at No. 10 LSU	L, 5-3 (10)
3/22	*	at No. 10 LSU	L, 10-0 (6)
3/25		at Mercer	L, 1-0
		at Mercer	W, 10-0 (5)
3/29	*	No. 9 TENNESSEE	L, 8-4
	*	No. 9 TENNESSEE	W, 1-0
3/30	*	No. 9 TENNESSEE	W, 2-1 (8)
4/2		JACKSONVILLE STATE	W, 8-0 (6)
4/6	*	at South Carolina	L, 2-0
	*	at South Carolina	L, 3-2
4/9		at Georgia State	W, 1-0
		at Georgia State	W, 3-0
4/12	*	No. 2 ALABAMA	L, 5-4 (8)
	*	No. 2 ALABAMA	L, 12-1
4/13	*	No. 2 ALABAMA	L, 4-2
4/16	*	at No. 21 Georgia	L, 3-2
	*	at No. 21 Georgia	W, 2-1
4/23		TROY	L, 3-0
4/26	*	at No. 1 Florida	L, 3-1
	*	at No. 1 Florida	L, 7-2
4/27	*	at No. 1 Florida	L, 10-1 (5)
5/3	*	KENTUCKY	W, 14-1 (5)
	*	KENTUCKY	W, 3-2
5/4	*	KENTUCKY	W, 5-4
5/8	!	at No. 15 LSU	L, 4-0
5/16	@	vs. Louisiana Tech	L, 1-0 (12)
5/17	@	vs. Stephen F. Austin	W, 2-0
	@	vs. Louisiana Tech	L, 2-1

- Tiger Invitational (Auburn, Ala.)

\$ - UCF Tournament (Orlando, Fla.)

% - NFCA Leadoff Classic (Columbus, Ga.)

^ - War Eagle Classic (Auburn, Ala.)

* - Southeastern Conference Game

! - SEC Tournament (Baton Rouge, La.)

@ - NCAA Regional (College Station, Texas)



**2009
30-29 (9-19 SEC)**

**Head Coach: Tina Deese
SEC Tournament (4th in West)
NCAA Atlanta Regional**

Date	Opponent	Result
2/5	# vs. Evansville	W, 4-0
2/6	# vs. Jacksonville	W, 5-0
	# vs. Texas A&M-CC	W, 2-0
2/7	# at FIU	W, 2-1 (9)
	# vs. No. 18 North Carolina	W, 6-5
2/8	# vs. Louisville	L, 5-3
2/10	at Jacksonville State	W, 5-2
2/11	GEORGIA STATE	W, 6-0
2/13	\$ EASTERN KENTUCKY	W, 7-1
	\$ UMKC	W, 11-3
2/14	\$ WESTERN KENTUCKY	W, 5-3 (8)
2/15	\$ MOREHEAD STATE	W, 2-0
2/17	at Troy	W, 3-2 (9)
2/20	% WINTHROP	W, 1-0
	% MIDDLE TENNESSEE	W, 4-0
2/21	% AUSTIN PEAY	W, 5-0
2/22	% PURDUE	L, 3-1
2/27	^ vs. Nevada	L, 5-1
	^ vs. No. 11 Cal	W, 4-1
2/28	^ vs. Cal-Poly	L, 6-0
	^ vs. Indiana	W, 2-1
3/1	^ at Cal State Fullerton	W, 6-1
3/3	MERCER	L, 7-6 (9)
	MERCER	L, 1-0
3/7	* OLE MISS	W, 9-8 (13)
	* OLE MISS	W, 4-3
3/8	* OLE MISS	W, 8-5
3/14	* at Kentucky	L, 4-3
	* at Kentucky	L, 8-0 (5)
3/15	* at Kentucky	L, 8-0 (5)
3/17	at Lipscomb	W, 5-1
3/18	at Tennessee State	W, 10-0 (5)
	vs. Alabama State	W, 4-0
3/28	* SOUTH CAROLINA	W, 3-2
3/29	* SOUTH CAROLINA	W, 12-4 (6)
	* SOUTH CAROLINA	L, 5-0
4/1	* No. 1 FLORIDA	L, 3-0
	* No. 1 FLORIDA	L, 7-1
4/4	* at Arkansas	W, 4-3 (8)
	* at Arkansas	L, 4-2
4/5	* at Arkansas	W, 5-4
4/10	* at No. 12 Tennessee	L, 5-2
4/11	* at No. 12 Tennessee	L, 2-1 (11)
	* at No. 12 Tennessee	L, 3-2
4/14	SOUTH ALABAMA	L, 3-1 (10)
4/18	* No. 6 GEORGIA	L, 7-2
	* No. 6 GEORGIA	L, 10-0
4/19	* No. 6 GEORGIA	L, 12-6
4/22	* at Mississippi State	L, 2-1 (10)
	* at Mississippi State	W, 8-3
4/25	* at No. 6 Alabama	L, 8-0 (6)
	* at No. 6 Alabama	L, 4-2 (8)
4/26	* at No. 6 Alabama	L, 6-0

5/2	* No. 20 LSU	L, 3-2
	* No. 20 LSU	W, 6-1
5/3	* No. 20 LSU	L, 4-1
5/6	! vs. No. 1 Florida	L, 3-0
5/15	@ vs. Iowa	W, 1-0
5/16	@ at Georgia Tech	L, 4-1
5/17	@ vs. Boston	L, 5-0

- FIU Tournament (Miami, Fla.)
\$ - Tiger Invitational (Auburn, Ala.)
% - War Eagle Classic (Auburn, Ala.)
^ - DeMarini Invitational (Fullerton, Calif.)
* - Southeastern Conference Game
! - SEC Tournament Game (Knoxville, Tenn.)
@ - NCAA Regional (Atlanta, Ga.)

**2010
31-26 (11-17 SEC)**

**Head Coach: Tina Deese
SEC Tournament (3rd in West)
NCAA Atlanta Regional**

Date	Opponent	Result
2/11	# vs. No. 1 Washington	L, 5-0
2/12	# at No. 5 Arizona State	L, 14-2 (5)
2/13	# vs. Texas Tech	W, 6-1
	# vs. Notre Dame	W, 5-2
2/14	# vs. Wisconsin	W, 7-0
2/17	at Georgia State	L, 6-5 (8)
2/19	\$ OHIO	W, 6-0
2/20	\$ NEBRASKA	W, 2-1
	\$ CENTRAL MICHIGAN	W, 6-2
2/21	\$ SIUE	W, 7-0
2/26	% vs. Kent State	L, 1-0 (8)
	% vs. Illinois State	L, 5-4 (9)
2/27	% vs. Virginia Tech	W, 2-0
	% vs. Southern Illinois	L, 1-0
2/28	% vs. N.C. State	W, 2-1
3/5	^ LOUISIANA TECH	W, 1-0
	^ TENNESSEE TECH	W, 9-1
3/6	^ GARDNER-WEBB	W, 8-0 (5)
3/7	^ VALPARAISO	W, 6-3 (9)
3/13	* KENTUCKY	W, 3-2
3/14	* KENTUCKY	L, 5-3
3/15	* KENTUCKY	W, 1-0 (9)
3/17	* at No. 6 Florida	L, 7-0
	* at No. 6 Florida	L, 5-4
3/18	at No. 19 Florida State	W, 1-0 (9)
3/20	* at No. 14 LSU	L, 7-0
	* at No. 14 LSU	L, 4-3
3/21	* at No. 14 LSU	L, 4-0
3/27	* at South Carolina	W, 4-1
	* at South Carolina	W, 5-3
3/28	* at South Carolina	W, 11-3 (5)
3/31	TROY	W, 3-1
4/2	* No. 8 ALABAMA	L, 5-1
4/3	* No. 8 ALABAMA	L, 9-1
	* No. 8 ALABAMA	L, 10-2
4/7	SAMFORD	W, 13-0 (5)
4/10	* No. 16 TENNESSEE	W, 2-1
	* No. 16 TENNESSEE	L, 2-1

4/11	* No. 16 TENNESSEE	L, 5-3
4/13	at Mercer	W, 4-0
4/17	* at No. 13 Georgia	L, 7-0
	* at No. 13 Georgia	L, 7-5
4/18	* at No. 13 Georgia	L, 1-0
4/21	* MISSISSIPPI STATE	L, 3-2
	* MISSISSIPPI STATE	L, 2-1
4/24	* at Ole Miss	W, 3-2
	* at Ole Miss	W, 3-0
4/25	* at Ole Miss	L, 6-5
4/27	JACKSONVILLE STATE	W, 8-5
4/28	MIDDLE TENNESSEE	W, 8-0 (5)
5/8	* ARKANSAS	W, 4-3
	* ARKANSAS	W, 3-2 (8)
5/9	* ARKANSAS	W, 2-1
5/13	! vs. No. 5 Florida	L, 9-1 (5)
5/21	@ vs. Oregon	L, 1-0
5/22	@ vs. Jacksonville State	W, 15-1
	@ at No. 8 Georgia Tech	L, 4-1

- Kajakawa Classic (Tempe, Ariz.)
\$ - Tiger Invitational (Auburn, Ala.)
% - NFCA Leadoff Classic (Columbus, Ga.)
^ - War Eagle Classic (Auburn, Ala.)
* - Southeastern Conference Game
! - SEC Tournament Game (Knoxville, Tenn.)
@ - NCAA Regional (Atlanta, Ga.)

**2011
40-19 (15-13 SEC)**

**Head Coach: Tina Deese
SEC Tournament (3rd in West)
NCAA Seattle Regional**

Date	Opponent	Result
2/12	# ALABAMA STATE	W, 12-1 (5)
	# TROY	W, 2-1
2/13	# JACKSONVILLE STATE	W, 6-3
	# SAMFORD	W, 5-0
2/17	MCNEESE STATE	W, 7-5
2/18	\$ SOUTHERN MISS	W, 3-0
	\$ CAMPBELL	W, 3-1
2/19	\$ WESTERN ILLINOIS	W, 8-1
2/20	\$ WESTERN CAROLINA	W, 7-2
2/23	GEORGIA STATE	W, 4-2
2/25	% GEORGIA SOUTHERN	W, 9-1 (5)
	% BELMONT	W, 8-5
2/26	% MARSHALL	W, 8-1
	% MURRAY STATE	W, 14-2 (6)
2/27	% MIDDLE TENNESSEE	W, 10-0 (5)
3/4	^ at No. 14 Oklahoma	L, 6-0
3/5	^ vs. UIC	W, 3-2
	^ vs. No. 19 Oklahoma State	W, 4-3
3/6	^ at No. 14 Oklahoma State	L, 3-2
3/8	UCONN	W, 8-0 (6)
	FLORIDA STATE	W, 5-3
3/11	* at Arkansas	W, 5-1
3/12	* at Arkansas	W, 9-1 (6)
3/13	* at Arkansas	W, 2-0
3/16	* at No. 3 Alabama	L, 6-1
	* at No. 3 Alabama	L, 8-2



YEAR-BY-YEAR RESULTS

3/18	*	SOUTH CAROLINA	W, 9-1 (5)
3/19	*	SOUTH CAROLINA	W, 3-0
3/20	*	SOUTH CAROLINA	W, 3-2 (9)
3/23		at South Alabama	W, 3-1
3/25	*	OLE MISS	W, 4-1
3/26	*	OLE MISS	L, 2-1
3/27	*	OLE MISS	W, 8-0 (5)
4/1	*	at No. 11 Tennessee	L, 2-1 (10)
4/2	*	at No. 11 Tennessee	W, 9-1
4/3	*	at No. 11 Tennessee	L, 8-0 (6)
4/6		MERCER	L, 3-0
		MERCER	W, 5-0
4/8	*	at Mississippi State	L, 4-3
4/9	*	at Mississippi State	W, 5-3
4/10	*	at Mississippi State	W, 5-4 (8)
4/16	*	No. 10 FLORIDA	L, 14-4
	*	No. 10 FLORIDA	L, 8-2
4/17	*	No. 10 FLORIDA	L, 13-4 (6)
4/20	*	No. 23 LSU	L, 7-3
	*	No. 23 LSU	L, 1-0
4/23		MISSISSIPPI VALLEY STATE	W, 11-3 (6)
		MISSISSIPPI VALLEY STATE	W, 14-1 (5)
4/29	*	No. 4 GEORGIA	L, 6-1
4/30	*	No. 4 GEORGIA	W, 3-1
5/1	*	No. 4 GEORGIA	W, 3-2
5/6	*	at No. 18 Kentucky	W, 5-3 (8)
5/7	*	at No. 18 Kentucky	L, 10-2 (6)
5/8	*	at No. 18 Kentucky	W, 2-1
5/12	!	vs. No. 3 Florida	W, 6-2
5/13	!	vs. No. 7 Tennessee	L, 2-1
5/19	&	vs. BYU	L, 2-1
5/20	&	vs. Portland State	W, 2-1
	&	vs. BYU	L, 4-3

- All Alabama Classic (Birmingham, Ala.)

\$ - Tiger Invitational (Auburn, Ala.)

% - War Eagle Classic (Auburn, Ala.)

^ - Oklahoma Classic (Norman, Okla., Oklahoma City, Okla., Stillwater, Okla.)

* - Southeastern Conference Game

! - SEC Tournament (Oxford, Miss.)

& - NCAA Regional (Seattle, Wash.)

2012

33-23 (12-16 SEC)

Head Coach: Tina Deese

SEC Tournament (3rd in West)

NCAA Austin Regional

Date	Opponent	Result
2/9	ALABAMA STATE	W, 6-0
2/10	# BOWLING GREEN	W, 10-2 (5)
	# WRIGHT STATE	W, 12-4
2/11	# IPFW	W, 2-0
2/12	# APPALACHIAN STATE	W, 6-2
2/17	\$ No. 15 OKLAHOMA STATE	W, 8-0 (5)
2/19	\$ VIRGINIA TECH	W, 1-0
	\$ No. 23 GEORGIA TECH	W, 12-5
2/22	at Georgia State	W, 9-1 (5)
2/24	% vs. Florida A&M	W, 9-0 (5)
	% at FAU	W, 6-1

2/25	%	vs. Michigan State	W, 4-1
	%	vs. FIU	W, 2-1
2/26	%	vs. Loyola Marymount	W, 10-2 (6)
3/2	^	vs. Syracuse	W, 5-0
	^	vs. No. 16 Michigan	L, 4-0
3/3	^	vs. No. 24 North Carolina	L, 1-0 (8)
	^	vs. No. 14 UCLA	W, 11-1
3/4	^	vs. Penn State	L, 3-2
3/9	&	LOUISIANA TECH	W, 3-0
	&	GEORGE WASHINGTON	W, 3-0
3/10	&	DREXEL	W, 13-0 (5)
	&	EVANSVILLE	W, 3-1
3/11	&	PRESBYTERIAN	W, 8-0 (5)
3/14	*	at LSU	L, 4-1
	*	at LSU	W, 2-0
3/16	*	at No. 8 Georgia	W, 2-0
3/17	*	at No. 8 Georgia	L, 6-3
3/18	*	at No. 8 Georgia	L, 4-2
3/21		at Troy	L, 7-1
3/23	*	KENTUCKY	L, 8-4 (8)
3/24	*	KENTUCKY	L, 5-2
3/25	*	KENTUCKY	W, 2-1
3/27	*	No. 2 ALABAMA	L, 4-2
	*	No. 2 ALABAMA	L, 5-2
3/30	*	at Ole Miss	W, 9-5 (10)
3/31	*	at Ole Miss	W, 7-4
4/1	*	at Ole Miss	L, 6-1
4/6	*	No. 10 TENNESSEE	L, 9-1 (5)
4/7	*	No. 10 TENNESSEE	L, 5-3 (10)
4/8	*	No. 10 TENNESSEE	L, 6-2
4/13	*	at No. 3 Florida	L, 3-2
4/14	*	at No. 3 Florida	L, 3-1
4/15	*	at No. 3 Florida	L, 5-2
4/20	*	ARKANSAS	W, 3-2 (8)
4/21	*	ARKANSAS	W, 5-1
4/22	*	ARKANSAS	L, 5-1
4/27	*	at South Carolina	W, 1-0
4/28	*	at South Carolina	W, 3-2
4/29	*	at South Carolina	W, 4-1
5/4	*	MISSISSIPPI STATE	L, 3-1
5/5	*	MISSISSIPPI STATE	W, 4-1
5/6	*	MISSISSIPPI STATE	W, 2-1
5/10	!	vs. No. 5 Tennessee	L, 2-1
5/18	@	vs. Houston	L, 2-1
5/19	@	at No. 8 Texas	L, 6-1

- Tiger Invitational (Auburn, Ala.)

\$ - SEC/ACC/Big 12 Challenge (Auburn, Ala.)

% - Florida Atlantic Tournament (Boca Raton, Fla.)

^ - Diamond 9 Citrus Classic (Orlando, Fla.)

& - War Eagle Classic (Auburn, Ala.)

* - Southeastern Conference Game

! - SEC Tournament (Tuscaloosa, Ala.)

@ - NCAA Regional (Austin, Texas)

2013
30-23 (7-17 SEC)
(6th in West)

Head Coach: Tina Deese

Date	Opponent	Result
2/8	# FURMAN	W, 9-1
	# ETSU	W, 11-3
2/9	# KENT STATE	W, 5-3
2/10	# ARMY	W, 8-0
	# AUSTIN PEAY	W, 9-1 (5)
2/13	SAMFORD	W, 2-1
2/14	INDIANA STATE	W, 7-1
2/15	S TENNESSEE STATE	W, 3-2
	S BRYANT	W, 10-0 (5)
2/16	S KANSAS	W, 8-5
2/17	S UT-CHATTANOOGA	L, 6-4
2/20	GEORGIA STATE	L, 4-1
2/22	% vs. Kansas	L, 11-10
	% at Texas A&M-CC	W, 6-4 (5)
2/23	% vs. Southern	W, 7-1
	% vs. New Mexico	L, 2-1
3/1	^ MIDDLE TENNESSEE	W, 7-3
	^ GARDNER-WEBB	W, 10-0 (5)
3/2	^ CHARLOTTE	W, 2-1
	^ MINNESOTA	L, 4-3 (8)
3/3	SOUTHERN	W, 14-0 (5)
3/6	at Alabama State	W, 9-6
3/8	* No. 4 FLORIDA	L, 13-0 (5)
3/9	* No. 4 FLORIDA	W, 5-4
3/10	* No. 4 FLORIDA	L, 2-0
3/12	at Tennessee State	W, 6-1
3/13	at Middle Tennessee	W, 5-2
3/15	* No. 25 GEORGIA	L, 9-3
3/16	* No. 25 GEORGIA	L, 2-0
3/17	* No. 25 GEORGIA	L, 9-8
3/19	FLORIDA STATE	L, 6-3
3/22	* at No. 4 Alabama	L, 8-0 (6)
3/23	* at No. 4 Alabama	W, 7-4
3/24	* at No. 4 Alabama	L, 13-1 (5)
3/29	* at Mississippi State	W, 8-3
	* at Mississippi State	W, 7-5
3/30	* at Mississippi State	L, 4-3
4/5	* OLE MISS	W, 9-0 (6)
4/6	* OLE MISS	W, 2-1
4/7	* OLE MISS	L, 11-9
4/9	SOUTHERN MISS	W, 3-1
4/10	TROY	W, 6-1
4/12	* at No. 3 Tennessee	L, 5-3
4/13	* at No. 3 Tennessee	L, 6-1
4/14	* at No. 3 Tennessee	L, 6-0
4/19	* SOUTH CAROLINA	L, 8-4
4/20	* SOUTH CAROLINA	W, 7-1
4/21	* SOUTH CAROLINA	L, 3-1
4/27	APPALACHIAN STATE	W, 9-0 (5)
	APPALACHIAN STATE	W, 10-0 (5)
5/3	* at Arkansas	L, 6-0
5/4	* at Arkansas	L, 8-7 (8)
5/5	* at Arkansas	L, 5-0



- Plainsman Invitational (Auburn, Ala.)
 \$ - Tiger Invitational (Auburn, Ala.)
 % - Texas A&M-CC Tournament (Corpus Christi, Texas)
 ^ - War Eagle Classic (Auburn, Ala.)
 * - Southeastern Conference Game

2014
42-19-1 (11-13 SEC)
Head Coach: Clint Myers
SEC Tournament (T-8th)
NCAA Minneapolis Regional

Date	Opponent	Result
2/6	at Troy	T, 5-5 (6)
2/7	# NORTH DAKOTA STATE	W, 11-3 (6)
2/8	# MOREHEAD STATE	W, 12-0 (5)
	# ULM	W, 9-2
2/9	# NOTRE DAME	L, 3-2 (8)
	# TENNESSEE TECH	W, 8-4
2/14	\$ MARSHALL	W, 19-5 (5)
	\$ LOYOLA	W, 11-2 (5)
2/15	\$ NEBRASKA-OMAHA	W, 4-2
	\$ WESTERN ILLINOIS	W, 6-0
2/16	\$ WINTHROP	W, 16-0 (5)
2/21	% JACKSONVILLE STATE	W, 6-5 (9)
	% SAMFORD	W, 3-0
2/22	% JACKSONVILLE STATE	W, 13-3 (5)
2/23	% PURDUE	W, 8-0 (5)
2/26	No. 9 FLORIDA STATE	L, 5-4
2/28	^ vs. No. 4 Oregon	L, 3-0
	^ vs. Illinois State	W, 3-2
3/1	^ vs. Syracuse	W, 10-1
	^ vs. Maryland	W, 16-3 (5)
3/2	^ vs. Radford	W, 8-0 (5)
3/7	* No. 24 LSU	L, 4-1
3/8	* No. 24 LSU	W, 6-4
3/9	* No. 24 LSU	W, 7-0
3/12	TROY	W, 13-5 (5)
3/14	& RADFORD	W, 9-0 (5)
	& IPFW	W, 10-0 (5)
3/15	& SAVANNAH STATE	W, 22-0 (5)
	& BALL STATE	W, 15-3 (5)
3/19	MURRAY STATE	W, 10-0 (5)
	MURRAY STATE	W, 11-7
3/21	* MISSISSIPPI STATE	W, 11-3 (6)
3/22	* MISSISSIPPI STATE	W, 5-2
3/23	* MISSISSIPPI STATE	L, 5-2
3/26	at Georgia State	W, 16-1 (5)
3/28	* at No. 10 Kentucky	W, 7-6
3/30	* at No. 10 Kentucky	W, 6-4
	* at No. 10 Kentucky	L, 2-1
4/4	* at No. 6 Florida	L, 4-2
4/5	* at No. 6 Florida	L, 7-6
4/6	* at No. 6 Florida	L, 1-0 (8)
4/11	* No. 16 MISSOURI	L, 4-2
4/12	* No. 16 MISSOURI	L, 8-7
4/13	* No. 16 MISSOURI	L, 7-6
4/16	+ vs. No. 6 Alabama	W, 6-2
4/19	* at No. 15 Georgia	L, 11-2 (5)
	* at No. 15 Georgia	L, 8-4

4/20	* at No. 15 Georgia	W, 8-1
4/23	ALABAMA STATE	W, 5-3
4/25	* No. 23 TEXAS A&M	W, 7-6
4/26	* No. 23 TEXAS A&M	W, 6-0
4/27	* No. 23 TEXAS A&M	W, 9-1
5/2	* at South Carolina	W, 5-3
5/3	* at South Carolina	L, 7-4
5/4	* at South Carolina	L, 4-2
5/7	! at South Carolina	W, 7-5
5/8	! vs. No. 6 Alabama	L, 8-4
5/16	~ vs. North Dakota State	L, 5-2
5/17	~ vs. Green Bay	W, 9-1 (5)
	~ vs. North Dakota State	W, 1-0
5/18	~ vs. No. 14 Minnesota	W, 4-3 (8)
	~ vs. No. 14 Minnesota	L, 8-6

- Plainsman Invite (Auburn, Ala.)
 \$ - Tiger Invitational (Auburn, Ala.)
 % - Wilson/DeMarini Classic (Auburn, Ala.)
 ^ - Diamond 9 Citrus Classic (Orlando, Fla.)
 & - War Eagle Classic (Auburn, Ala.)
 * - Southeastern Conference Game
 + - Played at Lagoon Park (Montgomery, Ala.)
 ! - SEC Tournament (Columbia, S.C.)
 ~ - NCAA Regional (Minneapolis, Minn.)

2015
56-11 (18-6 SEC)
Head Coach: Clint Myers
SEC Tournament (Champions)
NCAA Auburn Regional
NCAA Auburn Super Regional
WCWS (Oklahoma City, Okla.) (T-3rd)

Date	Opponent	Result
2/5	@ TROY	W, 15-5 (5)
2/6	@ UAB	W, 11-2 (5)
2/7	@ EVANSVILLE	W, 12-0 (5)
	@ GEORGE WASHINGTON	W, 8-0 (5)
2/8	@ APPALACHIAN STATE	W, 9-0 (5)
	@ UT-CHATTANOOGA	W, 12-1 (5)
2/12	# MERCER	W, 7-3
	# GEORGIA STATE	W, 20-8 (5)
2/13	# BALL STATE	W, 12-1 (5)
2/14	# MERCER	W, 9-1 (5)
	# EASTERN ILLINOIS	W, 9-1 (5)
2/15	# WINTHROP	W, 15-4 (5)
2/18	GEORGIA STATE	W, 10-0 (5)
2/20	\$ vs. Dartmouth	L, 4-2
	\$ at USF	W, 6-2
2/21	\$ vs. Marshall	W, 5-4
	\$ vs. Dartmouth	W, 6-3
2/22	\$ at USF	W, 8-0
2/26	% TEXAS STATE	W, 6-2
2/27	% OHIO STATE	W, 14-2 (5)
2/28	% SIUE	W, 8-5
3/1	% SAMFORD	W, 13-0 (5)
3/5	^ vs. Long Beach State	W, 8-7 (8)
	^ vs. Pacific	W, 4-1
3/6	^ vs. No. 13 Arizona	W, 20-2 (5)

^	at Cal State Fullerton	L, 3-2
3/7	^ vs. No. 22 Arizona State	W, 7-4
3/11	at Troy	W, 2-0
3/14	* at Ole Miss	W, 14-3 (5)
3/15	* at Ole Miss	W, 7-3
3/16	* at Ole Miss	W, 10-2 (6)
3/20	* No. 12 KENTUCKY	W, 5-0
3/21	* No. 12 KENTUCKY	W, 4-1
	* No. 12 KENTUCKY	W, 9-7
3/25	at No. 11 Florida State	L, 10-7
	at No. 11 Florida State	W, 10-4
3/27	* at No. 20 Missouri	W, 14-6
3/28	* at No. 20 Missouri	L, 5-4 (8)
3/29	* at No. 20 Missouri	W, 10-8
4/2	* No. 11 TENNESSEE	W, 6-2
4/3	* No. 11 TENNESSEE	L, 8-6
4/4	* No. 11 TENNESSEE	W, 12-9
4/8	UAB	W, 10-6
4/10	* at No. 23 Texas A&M	W, 8-1
4/11	* at No. 23 Texas A&M	L, 12-4 (5)
4/11	* at No. 23 Texas A&M	W, 12-4
4/17	* No. 6 ALABAMA	L, 6-0
4/18	* No. 6 ALABAMA	L, 13-3
	* No. 6 ALABAMA	W, 13-12 (8)
4/24	* ARKANSAS	W, 9-1 (6)
4/25	* ARKANSAS	W, 9-1 (5)
4/26	* ARKANSAS	W, 10-2 (5)
5/1	* No. 6 LSU	W, 2-1
5/2	* No. 6 LSU	W, 1-0
5/3	* No. 6 LSU	L, 7-1
5/7	! vs. No. 13 Missouri	W, 5-2
5/8	! vs. No. 4 Alabama	W, 7-1
5/9	! vs. No. 11 Tennessee	W, 6-5 (9)
5/15	+ TENNESSEE TECH	W, 4-1
5/16	+ SOUTH ALABAMA	W, 1-0
5/17	+ SOUTH ALABAMA	W, 7-4
5/22	& No. 11 UL-LAFAYETTE	W, 12-11 (8)
5/23	& No. 11 UL-LAFAYETTE	W, 6-3
5/28	? vs. No. 5 LSU	L, 6-1
5/30	? vs. No. 8 Tennessee	W, 4-2
	? vs. No. 7 UCLA	W, 11-10 (10)
5/31	? vs. No. 1 Florida	L, 3-2 (9)

@ - Plainsman Invite (Auburn, Ala.)
 # - Tiger Invitational (Auburn, Ala.)
 \$ - USF Wilson/DeMarini Classic (Tampa, Fla.)
 % - Wilson/DeMarini Classic (Auburn, Ala.)
 ^ - Judi Garman Classic (Fullerton, Calif.)
 * - Southeastern Conference Game
 ! - SEC Tournament (Baton Rouge, La.)
 + - NCAA Regional (Auburn, Ala.)
 & - NCAA Super Regional (Auburn, Ala.)
 ? - Women's College World Series (Oklahoma City, Okla.)



2016

58-12 (16-7 SEC)

Head Coach: Clint Myers

SEC Tournament (Champions)

NCAA Auburn Regional

NCAA Auburn Super Regional

WCWS (Oklahoma City, Okla.) (2nd)

Date	Opponent	Result
2/11	APPALACHIAN STATE	W, 9-0 (5)
2/12	# WESTERN KENTUCKY	W, 19-1 (5)
2/13	# BUTLER	W, 28-2 (5)
	# FURMAN	W, 9-2
2/14	# APPALACHIAN STATE	W, 22-5 (5)
2/17	at No. 15 UCF	W, 2-0
2/19	\$ vs. Oklahoma State	W, 6-1
	\$ vs. USF	W, 6-0
2/20	\$ vs. No. 19 James Madison	L, 3-2
	\$ vs. DePaul	W, 18-0 (5)
2/21	\$ vs. Fordham	W, 18-1 (5)
2/25	BOSTON COLLEGE	W, 5-1
2/26	% BOSTON COLLEGE	W, 6-0
2/27	% ST. JOHN'S	W, 9-0 (5)
	% WESTERN ILLINOIS	W, 14-1 (5)
2/28	% INDIANA STATE	W, 21-0 (5)
3/4	^ INDIANA	W, 8-7 (8)
3/5	^ MURRAY STATE	W, 10-0 (5)
	^ BRYANT	W, 10-0 (6)
3/6	^ GEORGIA STATE	W, 7-0
	^ GEORGIA STATE	W, 9-0 (6)
3/9	TENNESSEE STATE	W, 7-0
	TENNESSEE STATE	W, 8-0 (5)
3/12	* No. 1 FLORIDA	L, 6-3
3/13	* No. 1 FLORIDA	L, 8-5
3/14	* No. 1 FLORIDA	W, 5-4
3/16	at Samford	W, 18-1 (5)
3/18	* at Mississippi State	W, 3-2 (14)
3/19	* at Mississippi State	L, 6-3
3/20	* at Mississippi State	W, 2-0
3/23	at Georgia State	W, 8-4
3/25	* SOUTH CAROLINA	W, 10-0 (5)
3/26	* SOUTH CAROLINA	W, 5-2
	* SOUTH CAROLINA	W, 4-3
4/1	* at No. 12 Kentucky	W, 9-0 (5)
4/2	* at No. 12 Kentucky	W, 6-5
4/3	* at No. 12 Kentucky	W, 3-1 (9)
4/6	TROY	W, 8-1
4/8	LONGWOOD	W, 2-1
4/9	LONGWOOD	W, 5-2
4/10	LONGWOOD	W, 6-5
4/13	at UAB	W, 8-1
4/15	* at Arkansas	W, 21-0 (5)
4/16	* at Arkansas	W, 23-0 (5)
4/17	* at Arkansas	W, 10-0 (5)
4/20	No. 8 FLORIDA STATE	W, 9-6
	No. 8 FLORIDA STATE	L, 4-3
4/22	* No. 13 GEORGIA	W, 4-3
4/23	* No. 13 GEORGIA	W, 13-2 (5)
4/24	* No. 13 GEORGIA	W, 2-1
5/1	* at No. 13 Tennessee	L, 10-2 (5)

	* at No. 13 Tennessee	L, 12-1 (5)
5/6	* No. 17 TEXAS A&M	L, 6-5 (8)
5/7	* No. 17 TEXAS A&M	L, 13-6
5/8	* No. 17 TEXAS A&M	W, 5-4
5/13	! vs. No. 4 Alabama	W, 6-4
	! vs. No. 1 Florida	W, 2-1
5/14	! vs. No. 13 LSU	W, 7-1
5/20	& JACKSONVILLE STATE	W, 2-1
5/21	& USC UPSTATE	W, 6-1
5/22	& JACKSONVILLE STATE	W, 14-2 (5)
5/28	@ No. 18 ARIZONA	L, 5-3
5/29	@ No. 18 ARIZONA	W, 4-1
	@ No. 18 ARIZONA	W, 6-1
6/2	? vs. No. 12 UCLA	W, 10-3
6/4	? vs. No. 16 Georgia	W, 4-3
6/5	? vs. No. 8 Florida State	W, 8-7 (8)
6/6	? vs. No. 3 Oklahoma	L, 3-2
6/7	? vs. No. 3 Oklahoma	W, 11-7
6/8	? vs. No. 3 Oklahoma	L, 2-1

- Plainsman Invite (Auburn, Ala.)

\$ - Michele Smith PCF Invitational (Clearwater, Fla.)

% - Tiger Invitational (Auburn, Ala.)

^ - Wilson/DeMarini Classic (Auburn, Ala.)

* - Southeastern Conference Game

! - SEC Tournament (Starkville, Miss.)

& - NCAA Regional (Auburn, Ala.)

@ - NCAA Super Regional (Auburn, Ala.)

? - Women's College World Series (Oklahoma City, Okla.)



Akron (1-0)

March 12, 2000 W 4-1 Tampa, Fla.

Alabama (18-44)

April 2, 1997 W 1-0 (9) Tuscaloosa, Ala.
 April 2, 1997 L 4-3 Tuscaloosa, Ala.
 April 16, 1997 L 3-1 Auburn
 April 16, 1997 W 3-2 (8) Auburn
 April 29, 1998 W 6-2 Tuscaloosa, Ala.
 April 2, 1999 W 5-1 Tuscaloosa, Ala.
 April 2, 1999 W 7-0 Tuscaloosa, Ala.
 April 3, 1999 L 3-1 Tuscaloosa, Ala.
 April 3, 1999 L 8-3 Tuscaloosa, Ala.
 March 31, 2000 L 9-0 Auburn
 March 31, 2000 L 4-1 (8) Auburn
 April 1, 2000 L 7-1 Auburn
 April 1, 2000 L 14-5 Auburn
 April 18, 2001 L 8-0 Tuscaloosa, Ala.
 April 18, 2001 L 6-4 Tuscaloosa, Ala.
 April 18, 2001 L 5-1 Tuscaloosa, Ala.
 May 12, 2001 W 5-3 Chattanooga, Tenn.
 May 4, 2002 W 3-1 Auburn
 May 4, 2002 W 6-4 Auburn
 May 5, 2002 W 3-2 Auburn
 May 11, 2002 L 5-4 Chattanooga, Tenn.*
 April 2, 2003 L 2-1 Tuscaloosa, Ala.
 April 2, 2003 L 4-0 Tuscaloosa, Ala.
 April 3, 2003 L 4-0 Tuscaloosa, Ala.
 May 8, 2003 L 4-0 Plant City, Fla.*
 April 20, 2004 W 4-0 Auburn
 April 20, 2004 W 3-2 Auburn
 April 21, 2004 L 6-3 Auburn
 May 13, 2004 L 7-1 Tuscaloosa, Ala.
 March 22, 2005 W 4-2 Tuscaloosa, Ala.
 March 23, 2005 L 6-4 Tuscaloosa, Ala.
 March 23, 2005 L 4-3 Tuscaloosa, Ala.
 May 13, 2005 L 9-5 Gainesville, Fla.*
 April 25, 2006 L 9-1 (5) Auburn
 April 25, 2006 W 4-2 Auburn
 April 26, 2006 L 9-0 (6) Auburn
 April 6, 2007 L 10-0 (5) Tuscaloosa, Ala.
 April 6, 2007 L 5-3 Tuscaloosa, Ala.
 April 7, 2007 L 12-4 (5) Tuscaloosa, Ala.
 April 12, 2008 L 5-4 (8) Auburn
 April 12, 2008 L 12-1 Auburn
 April 13, 2008 L 4-2 Auburn
 April 25, 2009 L 8-0 (6) Tuscaloosa, Ala.
 April 25, 2009 L 4-2 (8) Tuscaloosa, Ala.
 April 26, 2009 L 6-0 Tuscaloosa, Ala.
 April 2, 2010 L 5-1 Auburn

April 3, 2010 L 9-1 Auburn
 April 3, 2010 L 10-2 Auburn
 March 16, 2011 L 6-1 Tuscaloosa, Ala.
 March 16, 2011 L 8-2 Tuscaloosa, Ala.
 March 27, 2012 L 4-2 Auburn
 March 27, 2012 L 5-2 Auburn
 March 22, 2013 L 8-0 (6) Tuscaloosa, Ala.
 March 22, 2013 W 7-4 Tuscaloosa, Ala.
 March 23, 2013 L 13-1 (5) Tuscaloosa, Ala.
 April 16, 2014 W 6-2 Montgomery, Ala.
 May 8, 2014 L 8-4 Columbia, S.C.*
 April 17, 2015 L 6-0 Auburn
 April 18, 2015 L 13-3 Auburn
 April 19, 2015 W 13-12 (8) Auburn
 May 8, 2015 W 7-1 Baton Rouge, La.*
 May 13, 2016 W 6-4 Starkville, Miss.*

Alabama A&M (10-0)

Feb. 14, 1999 W 23-0 Auburn
 Feb. 14, 1999 W 26-0 Auburn
 March 21, 1999 W 14-1 Normal, Ala.
 March 21, 1999 W 13-1 Normal, Ala.
 March 9, 2001 W 18-2 Birmingham, Ala.
 Feb. 23, 2003 W 12-1 Macon, Ga.
 April 18, 2007 W 9-1 (5) Auburn
 April 18, 2007 W 17-0 (5) Auburn
 Feb. 26, 2008 W 4-0 Normal, Ala.
 Feb. 26, 2008 W 6-0 Normal, Ala.

Alabama State (7-0)

Feb. 11, 2004 W 13-0 Montgomery, Ala.
 Feb. 9, 2005 W 19-2 Auburn
 March 18, 2009 W 4-0 Nashville, Tenn.
 Feb. 12, 2011 W 12-1 (5) Birmingham, Ala.
 Feb. 9, 2012 W 6-0 Auburn
 March 6, 2013 W 9-6 Montgomery, Ala.
 April 23, 2014 W 5-3 Auburn

Appalachian State (6-0)

Feb. 12, 2012 W 6-2 Auburn
 April 27, 2013 W 9-0 (5) Auburn
 April 27, 2013 W 10-0 (5) Auburn
 Feb. 8, 2015 W 9-0 (5) Auburn
 Feb. 11, 2016 W 9-0 (5) Auburn
 Feb. 14, 2016 W 22-5 (5) Auburn



ALL-TIME RESULTS BY OPPONENT

Arizona (3-4)

Feb. 16, 2002	L	4-0	Tucson, Ariz.
Feb. 1, 2003	L	6-0	Tampa, Fla.
May 20, 2006	L	4-2	Tucson, Ariz. ^
March 6, 2015	W	20-2 (5)	Fullerton, Calif.
May 28, 2016	L	5-3	Auburn ^
May 29, 2016	W	4-1	Auburn ^
May 29, 2016	W	6-1	Auburn ^

Arizona State (1-2)

Feb. 24, 2006	L	1-0 (8)	Auburn
Feb. 12, 2010	L	14-2 (5)	Tempe, Ariz.
March 7, 2015	W	7-4	Fullerton, Calif.

Arkansas (36-24)

April 5, 1997	W	7-6 (10)	Auburn
April 5, 1997	W	2-1 (8)	Auburn
April 6, 1997	W	2-0	Auburn
April 6, 1997	W	9-0	Auburn
April 3, 1998	L	5-4	Fayetteville, Ark.
April 3, 1998	W	4-2	Fayetteville, Ark.
April 4, 1998	L	5-4	Fayetteville, Ark.
April 4, 1998	L	6-4	Fayetteville, Ark.
April 9, 1999	L	1-0	Auburn
April 9, 1999	L	3-1	Auburn
April 10, 1999	L	4-0	Auburn
April 10, 1999	L	4-0	Auburn
Feb. 12, 2000	L	7-4	Grand Prairie, Texas
April 7, 2000	L	2-0	Fayetteville, Ark.
April 7, 2000	L	6-2	Fayetteville, Ark.
April 8, 2000	W	3-1	Fayetteville, Ark.
April 8, 2000	L	4-2	Fayetteville, Ark.
March 24, 2001	L	6-0	Auburn
March 24, 2001	L	5-2	Auburn
March 25, 2001	L	4-3	Auburn
March 23, 2002	L	6-3	Fayetteville, Ark.
March 23, 2002	L	4-0	Fayetteville, Ark.
March 24, 2002	L	3-2	Fayetteville, Ark.
March 15, 2003	L	4-1	Auburn
March 16, 2003	W	2-0	Auburn
March 16, 2003	W	3-2	Auburn
March 13, 2004	W	1-0	Fayetteville, Ark.
March 14, 2004	W	9-0	Fayetteville, Ark.
March 14, 2004	W	3-0	Fayetteville, Ark.
March 12, 2005	W	4-0	Auburn
March 12, 2005	W	10-1	Auburn
March 13, 2005	W	10-2	Auburn
April 22, 2006	W	5-4	Fayetteville, Ark.
April 22, 2006	L	2-0	Fayetteville, Ark.

April 23, 2006	W	2-1	Fayetteville, Ark.
March 27, 2007	W	5-0	Fayetteville, Ark.
March 27, 2007	W	3-2	Fayetteville, Ark.
March 18, 2008	W	9-6	Auburn
March 18, 2008	W	5-3	Auburn
April 4, 2009	W	4-3 (8)	Fayetteville, Ark.
April 4, 2009	L	4-2	Fayetteville, Ark.
April 5, 2009	W	5-4	Fayetteville, Ark.
May 8, 2010	W	4-3	Auburn
May 8, 2010	W	3-2 (8)	Auburn
May 9, 2010	W	2-1	Auburn
March 11, 2011	W	5-1	Fayetteville, Ark.
March 12, 2011	W	9-1 (6)	Fayetteville, Ark.
March 13, 2011	W	2-0	Fayetteville, Ark.
April 20, 2012	W	3-2 (8)	Auburn
April 21, 2012	W	5-1	Auburn
April 22, 2012	L	5-1	Auburn
May 3, 2013	L	6-0	Fayetteville, Ark.
May 4, 2013	L	8-7 (8)	Fayetteville, Ark.
May 5, 2013	L	5-0	Fayetteville, Ark.
April 24, 2015	W	9-1 (6)	Auburn
April 25, 2015	W	9-1 (5)	Auburn
April 26, 2015	W	10-2 (5)	Auburn
April 15, 2016	W	21-0 (5)	Fayetteville, Ark.
April 16, 2016	W	23-0 (5)	Fayetteville, Ark.
April 17, 2016	W	10-0 (5)	Fayetteville, Ark.

Army (1-0)

Feb. 10, 2013	W	8-0	Auburn
---------------	---	-----	--------

Austin Peay (6-0)

March 10, 2001	W	10-2	Birmingham, Ala.
Feb. 1, 2002	W	12-0	Auburn
Feb. 13, 2004	W	6-2	Auburn
Feb. 19, 2005	W	6-0	Auburn
Feb. 21, 2009	W	5-0	Auburn
Feb. 10, 2013	W	9-1 (5)	Auburn

Ball State (6-1)

March 6, 2001	L	2-1	Auburn
March 6, 2001	W	3-0	Auburn
March 10, 2001	W	8-3	Birmingham, Ala.
March 11, 2001	W	9-1	Birmingham, Ala.
March 13, 2002	W	9-0	Auburn
March 15, 2014	W	15-3 (5)	Auburn
Feb. 13, 2015	W	12-1 (5)	Auburn

Baylor (0-1)

Feb. 7, 2004	L	2-0	Waco, Texas
--------------	---	-----	-------------

**Belmont (1-0)**

Feb. 25, 2011 W 8-5 Auburn

Birmingham-Southern (5-0)

Feb. 23, 2003 W 16-0 Macon, Ga.
 Feb. 28, 2004 W 6-0 Birmingham, Ala.
 Feb. 28, 2004 W 3-1 Birmingham, Ala.
 Feb. 19, 2005 W 8-2 Auburn
 Feb. 24, 2008 W 8-0 Orlando, Fla.

Boston (0-1)

May 17, 2009 L 5-0 Atlanta, Ga. ^

Boston College (5-1)

Feb. 18, 2005 L 4-2 Auburn
 Feb. 20, 2005 W 7-6 Auburn
 March 4, 2006 W 10-2 (6) Boca Raton, Fla.
 March 5, 2006 W 9-3 Boca Raton, Fla.
 Feb. 25, 2016 W 5-1 Auburn
 Feb. 26, 2016 W 6-0 Auburn

Bowling Green (2-0)

March 7, 2008 W 3-1 Auburn
 Feb. 10, 2012 W 10-2 (5) Auburn

Bryant (2-0)

Feb. 15, 2013 W 10-0 (5) Auburn
 March 5, 2016 W 10-0 (6) Auburn

Butler (1-0)

Feb. 13, 2016 W 28-2 (5) Auburn

BYU (0-2)

May 19, 2011 L 2-1 Auburn ^
 May 20, 2011 L 4-3 Auburn ^

California (1-0)

Feb. 27, 2009 W 4-1 Fullerton, Calif.

Cal Poly (0-1)

Feb. 28, 2009 L 6-0 Fullerton, Calif.

Cal State Fullerton (1-2)

Feb. 16, 2001 L 4-3 (10) Honolulu, Hawaii
 March 1, 2009 W 6-1 Fullerton, Calif.
 March 6, 2015 L 3-2 Fullerton, Calif.

Cal State Northridge (0-1)

Feb. 20, 2004 L 3-2 San Diego, Calif.

Campbell (1-0)

Feb. 18, 2011 W 3-1 Auburn

Canisius (0-1)

March 28, 1997 L 3-1 Atlanta, Ga.

Centenary (2-1)

Feb. 16, 2001 W 15-1 Honolulu, Hawaii
 Feb. 17, 2001 W 8-2 Honolulu, Hawaii
 Feb. 12, 2006 L 9-6 Auburn

Central Michigan (2-2)

March 1, 1997 L 5-0 Boca Raton, Fla.
 March 2, 1997 W 2-0 Boca Raton, Fla.
 March 3, 2007 L 2-1 Tampa, Fla.
 Feb. 20, 2010 W 6-2 Auburn

Chattanooga (2-1)

Feb. 7, 2003 W 4-1 Auburn
 Feb. 17, 2013 L 6-4 Auburn
 Feb. 8, 2015 W 12-1 (5) Auburn

Charleston Southern (3-0)

March 7, 1997 W 5-0 Charleston, S.C.
 March 7, 1997 W 9-1 Charleston, S.C.
 Feb. 2, 2002 W 8-0 Auburn

Charlotte (3-0)

March 8, 1997 W 7-3 Conway, S.C.
 March 1, 2008 W 4-0 Columbus, Ga.
 March 2, 2013 W 2-1 Auburn

Coastal Carolina (4-0)

March 8, 1997 W 6-3 Conway, S.C.
 March 9, 1997 W 6-5 Conway, S.C.
 Feb. 26, 1999 W 10-1 Statesboro, Ga.
 Feb. 28, 1999 W 15-3 Statesboro, Ga.

College of Charleston (2-0)

Feb. 11, 2005 W 9-0 Auburn
 Feb. 12, 2005 W 2-1 Auburn

Connecticut (1-0)

March 8, 2011 W 8-0 (6) Auburn



ALL-TIME RESULTS BY OPPONENT

Creighton (1-0)

March 10, 2000 W 6-2 Tampa, Fla.

Dartmouth (1-1)

Feb. 20, 2015 L 4-2 Tampa, Fla.

Feb. 21, 2015 W 6-3 Tampa, Fla.

DePaul (1-4)

Feb. 20, 1998 L 1-0 Tampa, Fla.

Feb. 22, 1998 L 4-0 Tampa, Fla.

Feb. 8, 2007 L 7-0 Honolulu, Hawaii

Feb. 10, 2007 L 5-4 (8) Honolulu, Hawaii

Feb. 20, 2016 W 18-0 (5) Clearwater, Fla.

Drake (1-0)

Feb. 23, 2008 W 1-0 (9) Orlando, Fla.

Drexel (1-0)

March 10, 2012 W 13-0 (5) Auburn

East Carolina (1-0)

March 27, 1998 W 11-3 Midlothian, Va.

Eastern Illinois (1-0)

Feb. 14, 2015 W 9-1 (5) Auburn

Eastern Kentucky (2-1)

March 23, 1998 L 2-1 Richmond, Ky.

March 23, 1998 W 4-3 Richmond, Ky.

Feb. 13, 2009 W 7-1 Auburn

East Tennessee State (1-0)

Feb. 8, 2013 W 11-3 Auburn

Elon (0-1)

March 27, 1998 L 2-0 Midlothian, Va.

Evansville (7-0)

Feb. 13, 2004 W 7-0 Auburn

Feb. 15, 2004 W 8-0 Auburn

Feb. 11, 2006 W 12-7 Auburn

Feb. 15, 2008 W 4-0 Auburn

Feb. 5, 2009 W 4-0 Auburn

March 10, 2012 W 3-1 Auburn

Feb. 7, 2015 W 12-0 (5) Auburn

Florida (20-38)

April 13, 1997 L 3-1 Auburn

April 13, 1997 W 5-2 Auburn

May 10, 1997 L 7-5 Columbus, Ga.*

April 11, 1998 L 4-0 Gainesville, Fla.

April 11, 1998 L 12-7 Gainesville, Fla.

April 18, 1999 W 11-6 Auburn

April 18, 1999 W 10-2 Auburn

April 14, 2000 W 2-0 Gainesville, Fla.

April 4, 2001 W 9-1 Auburn

April 4, 2001 L 9-3 (8) Auburn

April 5, 2001 W 6-5 Auburn

May 11, 2001 W 4-1 Chattanooga, Tenn.*

March 26, 2002 W 8-3 Gainesville, Fla.

March 26, 2002 W 3-2 Gainesville, Fla.

March 27, 2002 L 8-0 Gainesville, Fla.

May 10, 2002 W 7-1 Chattanooga, Tenn.*

March 4, 2003 L 4-0 Auburn

March 4, 2003 L 9-1 Auburn

March 5, 2003 W 3-0 Auburn

March 30, 2004 L 2-1 Gainesville, Fla.

March 30, 2004 L 3-0 Gainesville, Fla.

March 31, 2004 L 11-3 Gainesville, Fla.

April 26, 2005 W 5-3 Auburn

April 26, 2005 W 6-4 Auburn

April 27, 2005 W 6-5 Auburn

March 28, 2006 W 2-1 Gainesville, Fla.

March 28, 2006 L 5-4 (9) Gainesville, Fla.

March 29, 2006 L 5-0 Gainesville, Fla.

April 14, 2007 L 3-0 Auburn

April 15, 2007 W 6-5 Auburn

April 15, 2007 L 2-0 (8) Auburn

April 26, 2008 L 3-1 Gainesville, Fla.

April 26, 2008 L 7-2 Gainesville, Fla.

April 27, 2008 L 10-1 (5) Gainesville, Fla.

April 1, 2009 L 3-0 Auburn

April 1, 2009 L 7-1 Auburn

May 6, 2009 L 3-0 Knoxville, Tenn.*

March 17, 2010 L 7-0 Gainesville, Fla.

March 17, 2010 L 5-4 Gainesville, Fla.

May 13, 2010 L 9-1 (5) Knoxville, Tenn.*

April 16, 2011 L 14-4 Auburn

April 16, 2011 L 8-2 Auburn

April 17, 2011 L 13-4 (6) Auburn

May 12, 2011 W 6-2 Oxford, Miss.

April 13, 2012 L 3-2 Gainesville, Fla.

April 14, 2012 L 3-1 Gainesville, Fla.

April 15, 2012 L 5-2 Gainesville, Fla.

March 8, 2013 L 13-0 (5) Auburn

March 9, 2013 W 5-4 Auburn



March 10, 2013	L	2-0	Auburn
April 4, 2014	L	4-2	Gainesville, Fla.
April 5, 2014	L	7-6	Gainesville, Fla.
April 6, 2014	L	1-0 (8)	Gainesville, Fla.
May 31, 2015	L	3-2 (9)	Oklahoma City, Okla. ^
March 12, 2016	L	6-3	Auburn
March 13, 2016	L	8-5	Auburn
March 14, 2016	W	5-4	Auburn
May 13, 2016	W	2-1	Starkville, Miss.*

Florida A&M (5-2)

April 11, 1997	L	3-2	Auburn
April 11, 1997	W	9-1	Auburn
April 13, 1998	L	5-4	Tallahassee, Fla.
April 13, 1998	W	6-5	Tallahassee, Fla.
Jan. 30, 2004	W	6-1	Miami, Fla.
May 21, 2005	W	11-2	Auburn ^
Feb. 24, 2012	W	9-0 (5)	Boca Raton, Fla.

Florida Atlantic (5-5)

March 1, 1997	L	4-2	Boca Raton, Fla.
March 2, 1997	W	3-1	Boca Raton, Fla.
March 3, 1997	L	7-0	Boca Raton, Fla.
March 2, 2002	L	4-1	Miami, Fla.
May 17, 2002	L	4-2	Boca Raton, Fla.
Jan. 31, 2003	W	5-3	Tampa, Fla.
March 4, 2006	W	4-1	Boca Raton, Fla.
March 5, 2006	L	5-3	Boca Raton, Fla.
April 4, 2007	W	4-3	Auburn
Feb. 24, 2012	W	6-1	Boca Raton, Fla.

Florida International (5-1)

March 1, 2002	W	3-1	Miami, Fla.
March 3, 2002	W	5-3	Miami, Fla.
Feb. 5, 2005	W	6-1	Miami, Fla.
Feb. 6, 2005	L	4-0	Miami, Fla.
Feb. 7, 2009	W	2-1 (9)	Miami, Fla.
Feb. 25, 2012	W	2-1	Boca Raton, Fla.

Florida State (10-16-1)

May 2, 1997	L	2-0 (11)	Auburn
May 2, 1997	W	2-1 (8)	Auburn
April 12, 1998	L	5-1	Tallahassee, Fla.
April 12, 1998	L	8-3	Tallahassee, Fla.
Feb. 23, 1999	L	4-2	Auburn
Feb. 23, 1999	T	0-0	Auburn
April 15, 2000	L	7-0	Tallahassee, Fla.
April 15, 2000	W	5-4 (13)	Tallahassee, Fla.
March 9, 2002	L	5-4	Tallahassee, Fla.

May 16, 2002	L	2-1	Tallahassee, Fla. ^
Feb. 4, 2003	L	8-0	Tallahassee, Fla.
Feb. 4, 2003	L	3-2	Tallahassee, Fla.
May 3, 2004	W	1-0	Auburn
May 3, 2004	L	4-0	Auburn
May 20, 2005	L	5-0	Auburn ^
May 21, 2005	L	2-0	Auburn ^
March 30, 2006	W	7-2	Tallahassee, Fla.
May 6, 2007	W	7-2	Auburn
March 18, 2010	W	1-0 (9)	Tallahassee, Fla.
March 8, 2011	W	5-3	Auburn
March 19, 2013	L	6-3	Auburn
Feb. 26, 2014	L	5-4	Auburn
March 25, 2015	L	10-7	Tallahassee, Fla.
March 25, 2015	W	10-4	Tallahassee, Fla.
April 20, 2016	W	9-6	Auburn
April 20, 2016	L	4-3	Auburn
June 5, 2016	W	8-7 (8)	Auburn

Fresno State (0-1)

May 20, 2004	L	3-1 (10)	Stanford, Calif.
--------------	---	----------	------------------

Fordham (1-0)

Feb. 21, 2016	W	18-1 (5)	Clearwater, Fla.
---------------	---	----------	------------------

Furman (5-0)

Feb. 14, 2004	W	9-1	Auburn
Feb. 14, 2004	W	3-1	Auburn
Feb. 17, 2008	W	5-0	Auburn
Feb. 8, 2013	W	9-1	Auburn
Feb. 13, 2016	W	9-2	Auburn

Gardner-Webb (5-0)

Feb. 18, 2005	W	4-0	Auburn
Feb. 20, 2005	W	3-0	Auburn
Feb. 16, 2008	W	2-1	Auburn
March 6, 2010	W	8-0 (5)	Auburn
March 1, 2013	W	10-0 (5)	Auburn

George Mason (1-0)

Feb. 22, 2008	W	3-1	Orlando, Fla.
---------------	---	-----	---------------

George Washington (2-0)

March 9, 2012	W	3-0	Auburn
Feb. 7, 2015	W	8-0 (5)	Auburn



ALL-TIME RESULTS BY OPPONENT

Georgia (19-35)

April 25, 1997	L	1-0	Athens, Ga.
April 25, 1997	W	6-4 (8)	Athens, Ga.
April 24, 1998	L	4-1	Auburn
April 24, 1998	L	3-0	Auburn
May 1, 1999	L	4-2	Athens, Ga.
May 1, 1999	W	8-0	Athens, Ga.
April 28, 2000	W	3-2	Auburn
April 28, 2000	W	7-5	Auburn
March 17, 2001	W	4-0	Athens, Ga.
March 17, 2001	L	1-0	Athens, Ga.
March 18, 2001	W	8-2	Athens, Ga.
March 16, 2002	L	5-3	Auburn
March 16, 2002	L	12-2	Auburn
March 17, 2002	L	8-1	Auburn
May 9, 2002	L	4-3	Chattanooga, Tenn.*
March 8, 2003	L	7-1	Athens, Ga.
March 8, 2003	L	10-0	Athens, Ga.
March 9, 2003	L	9-4	Athens, Ga.
April 17, 2004	W	1-0	Auburn
April 17, 2004	L	5-3	Auburn
April 18, 2004	W	4-2	Auburn
April 16, 2005	L	5-4	Athens, Ga.
April 16, 2005	L	4-3 (8)	Athens, Ga.
April 17, 2005	W	8-4	Athens, Ga.
May 14, 2005	L	7-3	Gainesville, Fla.*
March 25, 2006	L	4-1	Auburn
March 25, 2006	L	8-5	Auburn
March 26, 2006	W	6-2	Auburn
March 14, 2007	L	4-0	Auburn
March 14, 2007	L	5-2	Auburn
April 16, 2008	L	3-2	Athens, Ga.
April 16, 2008	W	2-1	Athens, Ga.
April 18, 2009	L	7-2	Auburn
April 18, 2009	L	10-0	Auburn
April 19, 2009	L	12-6	Auburn
April 17, 2010	L	7-0	Athens, Ga.
April 17, 2010	L	7-5	Athens, Ga.
April 18, 2010	L	1-0	Athens, Ga.
April 29, 2011	L	6-1	Auburn
April 30, 2011	W	3-1	Auburn
May 1, 2011	W	3-2	Auburn
March 16, 2012	W	2-0	Athens, Ga.
March 17, 2012	L	6-3	Athens, Ga.
March 18, 2012	L	4-2	Athens, Ga.
March 15, 2013	L	9-3	Auburn
March 16, 2013	L	2-0	Auburn
March 17, 2013	L	9-8	Auburn
April 19, 2014	L	11-2 (5)	Athens, Ga.
April 19, 2014	L	8-4	Athens, Ga.

April 20, 2014	W	8-1	Athens, Ga.
April 22, 2016	W	4-3	Auburn
April 23, 2016	W	13-2 (5)	Auburn
April 24, 2016	W	2-1	Auburn
June 4, 2016	W	4-3	Oklahoma City, Okla. ^

Georgia Southern (3-1)

Feb. 27, 1999	L	5-3	Statesboro, Ga.
March 5, 2005	W	10-0	Marietta, Ga.
March 7, 2008	W	3-0	Auburn
Feb. 25, 2011	W	9-1 (5)	Auburn

Georgia State (15-5)

Feb. 16, 1999	L	8-0	Auburn
Feb. 16, 1999	W	8-0	Auburn
March 30, 1999	L	2-1	Auburn
March 30, 1999	L	7-6	Auburn
March 29, 2005	W	4-2	Auburn
Feb. 14, 2006	W	3-2 (9)	Atlanta, Ga.
Feb. 14, 2007	W	8-0 (6)	Auburn
April 9, 2008	W	1-0	Atlanta, Ga.
April 9, 2008	W	3-0	Atlanta, Ga.
Feb. 11, 2009	W	6-0	Auburn
Feb. 17, 2010	L	6-5 (8)	Atlanta, Ga.
Feb. 23, 2011	W	4-2	Auburn
Feb. 22, 2012	W	9-1 (5)	Atlanta, Ga.
Feb. 20, 2013	L	4-1	Auburn
March 26, 2014	W	16-1 (5)	Atlanta, Ga.
Feb. 12, 2015	W	20-8 (5)	Auburn
Feb. 18, 2015	W	10-0 (5)	Auburn
March 6, 2016	W	7-0	Auburn
March 6, 2016	W	9-0 (6)	Auburn
March 23, 2016	W	8-4	Atlanta, Ga.

Georgia Tech (4-7)

March 29, 1997	L	4-0	Atlanta, Ga.
Feb. 15, 2000	W	3-1	Auburn
April 11, 2000	L	4-3 (8)	Atlanta, Ga.
March 19, 2002	L	9-1	Auburn
March 19, 2002	L	2-1	Auburn
April 23, 2003	W	1-0	Auburn
May 2, 2003	L	2-0	Atlanta, Ga.
Feb. 29, 2008	W	3-2	Columbus, Ga.
May 16, 2009	L	4-1	Atlanta, Ga. ^
May 22, 2010	L	4-1	Atlanta, Ga. ^
Feb. 19, 2012	W	12-5	Auburn

Green Bay (1-0)

May 17, 2014	W	9-1	Minneapolis, Minn. ^
--------------	---	-----	----------------------

**Harvard (1-2)**

March 1, 1997	W	6-5	Boca Raton, Fla.
March 2, 1997	L	5-4	Boca Raton, Fla.
March 3, 1997	L	9-4	Boca Raton, Fla.

Hawaii (1-2)

Feb. 15, 2001	W	3-2	Honolulu, Hawaii
Feb. 17, 2001	L	5-0	Honolulu, Hawaii
Feb. 9, 2007	L	2-1	Honolulu, Hawaii

Hofstra (1-1)

May 20, 2004	L	1-0	Stanford, Calif.
Feb. 24, 2007	W	4-2	Columbus, Ga.

Houston (0-1)

May 18, 2012	L	2-1	Austin, Texas ^
--------------	---	-----	-----------------

Illinois-Chicago (1-0)

March 5, 2011	W	3-2	Norman, Okla.
---------------	---	-----	---------------

Illinois State (2-3)

March 7, 1999	L	7-4	Fullerton, Calif.
Jan 30, 2004	W	2-0	Miami, Fla.
Feb. 4, 2005	L	3-2 (8)	Miami, Fla.
Feb. 26, 2010	L	5-4 (8)	Columbus, Ga.
Feb. 28, 2014	W	3-2	Kissimmee, Fla.

Indiana (4-0)

Feb. 25, 2000	W	4-3	Auburn
March 12, 2000	W	5-3	Tampa, Fla.
Feb. 28, 2009	W	2-1	Fullerton, Calif.
March 4, 2016	W	8-7 (8)	Auburn

Indiana State (3-0)

Feb. 18, 2000	W	11-3	Auburn
Feb. 14, 2013	W	7-1	Auburn
Feb. 28, 2016	W	21-0 (5)	Auburn

IPFW (2-0)

Feb. 11, 2012	W	2-0	Auburn
March 14, 2014	W	10-0 (5)	Auburn

Iowa (2-2)

Feb. 21, 1997	L	7-5 (8)	Tempe, Ariz.
March 5, 2005	W	2-1	Marietta, Ga.
March 6, 2005	L	16-1	Marietta, Ga.
May 15, 2009	W	1-0	Atlanta, Ga. ^

Iowa State (0-1)

March 8, 2002	L	4-3	Tallahassee, Fla.
---------------	---	-----	-------------------

James Madison (0-1)

Feb. 20, 2016	L	3-2	Clearwater, Fla.
---------------	---	-----	------------------

Jacksonville (1-0)

Feb. 6, 2009	W	5-0	Miami, Fla.
--------------	---	-----	-------------

Jacksonville State (17-1)

Feb. 26, 1997	W	7-0	Auburn
Feb. 26, 1997	W	3-0	Auburn
March 11, 1997	W	5-1	Jacksonville, Ala.
March 11, 1997	L	2-0	Jacksonville, Ala.
Feb. 19, 2000	W	2-0	Auburn
Feb. 20, 2000	W	6-0	Auburn
March 30, 2005	W	7-2	Jacksonville, Ala.
Feb. 17, 2006	W	7-1	Auburn
Feb. 27, 2007	W	1-0	Jacksonville, Ala.
April 2, 2008	W	8-0 (6)	Auburn
Feb. 10, 2009	W	5-2	Jacksonville, Ala.
April 27, 2010	W	8-5	Auburn
May 22, 2010	W	15-1	Atlanta, Ga. ^
Feb. 13, 2011	W	6-3	Birmingham, Ala.
Feb. 21, 2014	W	6-5 (9)	Auburn
Feb. 22, 2014	W	13-3 (5)	Auburn
May 20, 2016	W	2-1	Auburn ^
May 22, 2016	W	14-2 (5)	Auburn ^

Kansas (1-2)

Feb. 21, 1998	L	2-0	Tampa, Fla.
Feb. 16, 2013	W	8-5	Auburn
Feb. 22, 2013	L	11-10	Corpus Christi, Texas

Kent State (1-2)

Feb. 27, 2000	L	1-0	Auburn
Feb. 26, 2010	L	1-0 (8)	Columbus, Ga.
Feb. 9, 2013	W	5-3	Auburn

Kentucky (37-17)

March 23, 1997	W	5-4 (9)	Auburn
March 23, 1997	W	5-0	Auburn
March 22, 1998	L	6-1	Lexington, Ky.
March 22, 1998	W	9-4	Lexington, Ky.
March 28, 1999	L	7-6	Auburn
March 28, 1999	W	9-1	Auburn
March 24, 2000	L	4-3	Lexington, Ky.
March 24, 2000	L	10-6	Lexington, Ky.
April 28, 2001	W	6-3	Lexington, Ky.



ALL-TIME RESULTS BY OPPONENT

April 28, 2001	L	8-5	Lexington, Ky.	Lipscomb (3-1)	Feb. 21, 2003	L	1-0	Macon, Ga.
April 29, 2001	L	7-6	Lexington, Ky.		Feb. 19, 2006	W	10-0 (5)	Auburn
April 27, 2002	L	8-5	Auburn		March 9, 2008	W	6-1	Auburn
April 27, 2002	W	6-1	Auburn		March 17, 2009	W	5-1	Nashville, Tenn.
April 28, 2002	W	17-1	Auburn					
April 18, 2003	W	9-1	Lexington, Ky.					
April 18, 2003	W	5-4	Lexington, Ky.		Long Beach State (1-0)			
April 19, 2003	W	1-0	Lexington, Ky.		March 5, 2015	W	8-7 (8)	Fullerton, Calif.
May 1, 2004	W	6-1	Auburn					
May 1, 2004	W	1-0	Auburn		Longwood (3-0)			
May 2, 2004	W	6-0	Auburn		April 8, 2016	W	2-1	Auburn
Feb. 5, 2005	W	9-1	Miami, Fla.		April 9, 2016	W	5-2	Auburn
April 30, 2005	L	5-2	Lexington, Ky.		April 10, 2016	W	6-5	Auburn
April 30, 2005	W	8-0	Lexington, Ky.					
May 1, 2005	W	10-0	Lexington, Ky.		Louisiana-Lafayette (2-1)			
March 11, 2006	W	2-1	Auburn		Feb. 16, 2003	L	9-1	Monroe, La.
March 11, 2006	W	3-0	Auburn		May 22, 2015	W	12-11 (8)	Auburn ^
March 12, 2006	W	7-6 (8)	Auburn		May 23, 2015	W	6-3	Auburn ^
March 10, 2007	W	10-1 (5)	Lexington, Ky.					
March 10, 2007	W	9-4 (8)	Lexington, Ky.		Louisiana-Monroe (1-0)			
March 11, 2007	L	2-1	Lexington, Ky.		Feb. 8, 2014	W	9-2	Auburn
May 3, 2008	W	14-1 (5)	Auburn					
May 3, 2008	W	3-2	Auburn		Louisiana Tech (5-0)			
May 4, 2008	W	5-4	Auburn		Feb. 11, 2000	W	6-0	Grand Prairie, Texas
March 14, 2009	L	4-3	Lexington, Ky.		March 1, 2000	W	4-3	Auburn
March 14, 2009	L	8-0 (5)	Lexington, Ky.		March 1, 2000	W	3-0	Auburn
March 15, 2009	L	8-0 (5)	Lexington, Ky.		March 5, 2010	W	1-0	Auburn
March 13, 2010	W	3-2	Auburn		March 9, 2012	W	3-0	Auburn
March 14, 2010	L	5-3	Auburn					
March 15, 2010	W	1-0 (9)	Auburn		Louisville (0-1)			
May 6, 2011	W	5-3 (8)	Lexington, Ky.		Feb. 8, 2009	L	5-3	Miami, Fla.
May 7, 2011	L	10-2 (6)	Lexington, Ky.					
May 8, 2011	W	2-1	Lexington, Ky.		Loyola (1-0)			
March 23, 2012	L	8-4 (8)	Auburn		Feb. 14, 2014	W	11-2 (5)	Auburn
March 24, 2012	L	5-2	Auburn					
March 25, 2012	W	2-1	Auburn		Loyola Marymount (1-0)			
March 28, 2014	W	7-6	Lexington, Ky.		Feb. 26, 2012	W	10-2 (6)	Boca Raton, Fla.
March 30, 2014	W	6-4	Lexington, Ky.					
March 30, 2014	L	2-1	Lexington, Ky.		LSU (17-47)			
March 20, 2015	W	5-0	Auburn		March 15, 1997	L	5-0	Auburn
March 21, 2015	W	4-1	Auburn		March 15, 1997	L	4-1	Auburn
March 22, 2015	W	9-7	Auburn		March 16, 1997	L	5-4	Auburn
April 1, 2016	W	9-0 (5)	Lexington, Ky.		March 16, 1997	L	8-2	Auburn
April 2, 2016	W	6-5	Lexington, Ky.		May 9, 1997	W	4-2	Columbus, Ga.*
April 3, 2016	W	3-1 (9)	Lexington, Ky.		March 6, 1998	L	5-2	Baton Rouge, La.
					March 6, 1998	L	6-3	Baton Rouge, La.
LaGrange (2-0)					March 8, 1998	L	4-3	Baton Rouge, La.
Feb. 14, 1998	W	8-0	Auburn		March 19, 1999	L	12-3	Auburn
Feb. 14, 1998	W	9-1	Auburn					



March 19, 1999	L	4-2	Auburn
March 20, 1999	L	9-1	Auburn
March 20, 1999	L	10-1	Auburn
March 17, 2000	L	6-5	Baton Rouge, La.
March 17, 2000	W	2-1	Baton Rouge, La.
March 18, 2000	L	9-1	Baton Rouge, La.
March 18, 2000	L	9-1	Baton Rouge, La.
May 11, 2000	L	8-0	Columbus, Ga.*
May 5, 2001	L	9-0	Auburn
May 5, 2001	L	6-3	Auburn
May 6, 2001	W	7-3	Auburn
May 10, 2001	L	6-0	Chattanooga, Tenn.*
May 12, 2001	L	4-1	Chattanooga, Tenn.*
May 1, 2002	L	8-0	Baton Rouge, La.
May 1, 2002	W	2-1	Baton Rouge, La.
May 2, 2002	L	5-0	Baton Rouge, La.
April 26, 2003	L	2-0	Auburn
April 26, 2003	L	5-4	Auburn
April 27, 2003	L	10-1	Auburn
April 24, 2004	W	2-1	Baton Rouge, La.
April 24, 2004	L	11-0	Baton Rouge, La.
May 15, 2004	W	2-0	Tuscaloosa, Ala.*
May 16, 2004	L	1-0	Tuscaloosa, Ala.*
April 23, 2005	W	7-4	Auburn
April 23, 2005	W	8-0	Auburn
April 24, 2005	W	2-0	Auburn
April 8, 2006	L	4-0	Baton Rouge, La.
April 8, 2006	L	6-5	Baton Rouge, La.
April 9, 2006	W	1-0	Baton Rouge, La.
May 11, 2006	L	4-1	Athens, Ga.*
March 31, 2007	L	9-0 (5)	Auburn
March 31, 2007	L	4-1	Auburn
April 1, 2007	L	5-2	Auburn
March 21, 2008	L	8-1	Baton Rouge, La.
March 21, 2008	L	5-3 (10)	Baton Rouge, La.
March 22, 2008	L	10-0 (6)	Baton Rouge, La.
May 8, 2008	L	4-0	Baton Rouge, La.*
May 2, 2009	L	3-2	Auburn
May 2, 2009	W	6-1	Auburn
May 3, 2009	L	4-1	Auburn
March 20, 2010	L	7-0	Baton Rouge, La.
March 20, 2010	L	4-3	Baton Rouge, La.
March 21, 2010	L	4-0	Baton Rouge, La.
April 20, 2011	L	7-3	Auburn
April 20, 2011	L	1-0	Auburn
March 14, 2012	L	4-1	Baton Rouge, La.
March 14, 2012	W	2-0	Baton Rouge, La.
March 7, 2014	L	4-1	Auburn
March 8, 2014	W	6-4	Auburn
March 9, 2014	W	7-0	Auburn

May 1, 2015	W	2-1	Baton Rouge, La.
May 2, 2015	W	1-0	Baton Rouge, La.
May 3, 2015	L	7-1	Baton Rouge, La.
May 28, 2015	L	6-1	Oklahoma City, Okla. ^
May 14, 2016	W	7-1	Starkville, Miss.*

Marist (1-0)

May 19, 2006	W	14-0 (5)	Tucson, Ariz. ^
--------------	---	----------	-----------------

Marshall (6-0)

Feb. 11, 2005	W	8-0	Auburn
Feb. 13, 2005	W	8-0	Auburn
Feb. 16, 2008	W	7-2	Auburn
Feb. 26, 2011	W	8-1	Auburn
Feb. 14, 2014	W	19-5 (5)	Auburn
Feb. 21, 2015	W	5-4	Tampa, Fla.

Maryland (1-1)

March 4, 2007	L	5-4	Tampa, Fla.
March 1, 2014	W	16-3 (5)	Kissimmee, Fla.

Massachusetts (1-1)

March 1, 1998	W	4-2	Columbus, Ga.
March 1, 2008	L	6-3	Columbus, Ga.

McNeese State (2-0)

Feb. 15, 2008	W	7-6	Auburn
Feb. 17, 2011	W	7-5	Auburn

Mercer (17-4)

April 5, 2000	W	11-2	Auburn
April 5, 2000	W	11-3	Auburn
April 25, 2001	W	7-3	Auburn
April 25, 2001	W	12-0	Auburn
Feb. 2, 2002	W	7-0	Auburn
Feb. 3, 2002	W	5-1	Auburn
Feb. 9, 2002	W	3-2	Macon, Ga.
Feb. 9, 2002	W	7-3	Macon, Ga.
Feb. 7, 2003	W	9-2	Auburn
Feb. 8, 2003	W	3-0	Auburn
Feb. 22, 2003	W	5-4	Macon, Ga.
Feb. 18, 2006	W	19-0 (5)	Auburn
March 25, 2008	L	1-0	Macon, Ga.
March 25, 2008	W	10-0 (5)	Macon, Ga.
March 3, 2009	L	7-6 (9)	Auburn
March 3, 2009	L	1-0	Auburn
April 13, 2010	W	4-0	Macon, Ga.
April 6, 2011	L	3-0	Auburn
April 6, 2011	W	5-0	Auburn

ALL-TIME RESULTS BY OPPONENT



ALL-TIME RESULTS BY OPPONENT

Feb. 12, 2015	W	7-3	Auburn	May 2, 1998	L	6-2	Auburn
Feb. 14, 2015	W	9-1 (5)	Auburn	May 2, 1998	L	3-2	Auburn
Miami (Ohio) (2-0)				May 7, 1999	L	4-3	Starkville, Miss.
March 10, 2000	W	3-2	Tampa, Fla.	May 7, 1999	L	8-0	Starkville, Miss.
Feb. 10, 2006	W	15-1 (5)	Auburn	May 8, 1999	L	8-0	Starkville, Miss.
Michigan (0-5)				May 8, 1999	L	4-3	Starkville, Miss.
Feb. 25, 2000	L	10-3	Auburn	April 30, 2000	L	3-2	Auburn
Feb. 28, 2006	L	1-0	Auburn	April 30, 2000	L	9-4	Auburn
Feb. 23, 2007	L	5-1 (8)	Columbus, Ga.	May 1, 2000	W	5-2	Auburn
Feb. 24, 2008	L	9-0 (5)	Orlando, Fla.	May 1, 2000	L	10-2	Auburn
March 2, 2012	L	4-0	Orlando, Fla.	May 12, 2000	L	9-3	Columbus, Ga.*
Michigan State (1-2)				April 14, 2001	L	5-4	Starkville, Miss.
Feb. 21, 1997	L	5-3	Tempe, Ariz.	April 14, 2001	L	7-2	Starkville, Miss.
Feb. 22, 1997	L	4-3	Tempe, Ariz.	April 15, 2001	L	4-3	Starkville, Miss.
Feb. 25, 2012	W	4-1	Boca Raton, Fla.	April 13, 2002	L	2-1	Auburn
Middle Tennessee (12-2)				April 13, 2002	W	6-4	Auburn
March 28, 1997	L	10-5	Atlanta, Ga.	April 14, 2002	L	3-1	Auburn
Feb. 26, 1999	W	3-2	Statesboro, Ga.	April 5, 2003	W	7-3	Starkville, Miss.
Feb. 28, 1999	W	2-1	Statesboro, Ga.	April 5, 2003	L	7-1	Starkville, Miss.
March 8, 2002	L	9-3	Tallahassee, Fla.	April 2, 2004	W	3-2	Auburn
March 10, 2002	W	6-0	Tallahassee, Fla.	April 3, 2004	W	7-3	Auburn
April 22, 2002	W	10-4 (8)	Murfreesboro, Tenn.	April 3, 2004	L	3-2	Auburn
March 4, 2005	W	13-1	Marietta, Ga.	May 15, 2004	W	4-3	Tuscaloosa, Ala.*
March 4, 2005	W	7-0	Marietta, Ga.	April 2, 2005	W	10-2	Starkville, Miss.
Feb. 17, 2006	W	5-2	Auburn	April 2, 2005	L	4-3	Starkville, Miss.
Feb. 20, 2009	W	4-0	Auburn	April 3, 2005	W	6-4	Starkville, Miss.
April 28, 2010	W	8-0 (5)	Auburn	April 14, 2006	W	4-1	Auburn
Feb. 27, 2011	W	10-0 (5)	Auburn	April 15, 2006	W	6-5	Auburn
March 1, 2013	W	7-3	Auburn	April 15, 2006	W	5-3	Auburn
March 13, 2013	W	5-2	Murfreesboro, Tenn.	March 24, 2007	L	3-1	Starkville, Miss.
Minnesota (2-3)				March 24, 2007	L	4-1	Starkville, Miss.
Feb. 27, 1998	L	8-2	Columbus, Ga.	March 25, 2007	W	2-1	Starkville, Miss.
Feb. 10, 2006	W	7-0	Auburn	March 11, 2008	L	8-3	Auburn
March 2, 2013	L	4-3 (8)	Auburn	March 11, 2008	W	5-4 (9)	Auburn
May 18, 2014	W	4-3 (8)	Minneapolis, Minn. ^	March 12, 2008	W	8-0 (5)	Auburn
May 18, 2014	L	8-6	Minneapolis, Minn. ^	April 22, 2009	L	2-1 (10)	Starkville, Miss.
Mississippi State (28-32)				April 22, 2009	W	8-3	Starkville, Miss.
May 3, 1997	L	6-3	Auburn	April 21, 2010	L	3-2	Auburn
May 3, 1997	L	4-0	Auburn	April 21, 2010	L	2-1	Auburn
May 4, 1997	W	5-4	Auburn	April 8, 2011	L	4-3	Starkville, Miss.
May 4, 1997	W	4-1	Auburn	April 9, 2011	W	5-3	Starkville, Miss.
May 1, 1998	W	2-0	Auburn	April 10, 2011	W	5-4 (8)	Starkville, Miss.
May 1, 1998	L	1-0	Auburn	May 4, 2012	L	3-1	Auburn
				May 5, 2012	W	4-1	Auburn
				May 6, 2012	W	2-1	Auburn
				March 29, 2013	W	8-3	Starkville, Miss.
				March 29, 2013	W	7-5	Starkville, Miss.
				March 30, 2013	L	4-3	Starkville, Miss.
				March 21, 2014	W	11-3 (6)	Auburn
				March 22, 2014	W	5-2	Auburn



March 23, 2014	L	5-2	Auburn
March 18, 2016	W	3-2 (14)	Starkville, Miss.
March 19, 2016	L	6-3	Starkville, Miss.
March 20, 2016	W	2-0	Starkville, Miss.

Mississippi Valley State (2-0)

April 23, 2011	W	11-3 (6)	Auburn
April 23, 2011	W	14-1 (5)	Auburn

Missouri (5-5)

Feb. 8, 2003	L	8-3	Auburn
Feb. 9, 2003	W	3-2	Auburn
Feb. 24, 2006	W	2-0	Santa Barbara, Calif.
April 11, 2014	L	4-2	Auburn
April 12, 2014	L	8-7	Auburn
April 13, 2014	L	7-6	Auburn
March 27, 2015	W	14-6 (5)	Columbia, Mo.
March 28, 2015	L	5-4 (8)	Columbia, Mo.
March 29, 2015	W	10-8	Columbia, Mo.
May 7, 2015	W	5-2	Baton Rouge, La.*

Missouri-Kansas City (2-0)

March 9, 2002	W	4-2	Auburn
Feb 13, 2009	W	11-3	Auburn

Morehead State (2-0)

Feb. 15, 2009	W	2-0	Auburn
Feb. 8, 2014	W	12-0 (5)	Auburn

Murray State (4-0)

Feb. 26, 2011	W	14-2 (6)	Auburn
March 19, 2014	W	10-0 (5)	Auburn
March 19, 2014	W	11-7	Auburn
March 5, 2016	W	10-0 (5)	Auburn

Nebraska (1-3)

Feb. 27, 1998	L	6-3	Columbus, Ga.
Feb. 8, 2007	L	1-0 (8)	Honolulu, Hawaii
Feb. 11, 2007	L	1-0	Honolulu, Hawaii
Feb. 20, 2010	W	2-1	Auburn

Nebraska-Omaha (1-0)

Feb. 15, 2014	W	4-2	Auburn
---------------	---	-----	--------

New Mexico (0-3)

Feb. 20, 1999	L	3-0	College Station, Texas
Feb. 21, 1999	L	10-1	College Station, Texas
Feb. 23, 2013	L	2-1	Corpus Christi, Texas

New Mexico State (1-0)

Feb. 16, 2002	W	2-0	Tucson, Ariz.
---------------	---	-----	---------------

Nevada (0-1)

Feb. 27, 2009	L	5-1	Fullerton, Calif.
---------------	---	-----	-------------------

North Carolina (2-1)

Feb. 23, 2007	W	3-0 (8)	Columbus, Ga.
Feb. 7, 2009	W	6-5	Miami, Fla.
March 3, 2012	L	1-0 (8)	Orlando, Fla.

North Carolina State (1-0)

Feb. 28, 2010	W	2-1	Columbus, Ga.
---------------	---	-----	---------------

North Dakota State (2-1)

Feb. 7, 2014	W	11-3 (6)	Auburn
May 16, 2014	L	5-2	Minneapolis, Minn. ^
May 17, 2014	W	1-0	Minneapolis, Minn. ^

Northern Illinois (1-0)

Feb. 10, 2001	W	7-2	Auburn
---------------	---	-----	--------

North Texas (1-0)

Feb. 6, 2004	W	7-2	Waco, Texas
--------------	---	-----	-------------

Northwestern (0-1)

Jan. 31, 2003	L	6-1	Tampa, Fla.
---------------	---	-----	-------------

Northwestern State (1-0)

Feb. 6, 2004	W	2-0	Waco, Texas
--------------	---	-----	-------------

Notre Dame (2-5)

Feb. 22, 1997	L	4-2	Tempe, Ariz.
Feb. 21, 1998	W	2-0	Tampa, Fla.
Feb. 28, 1998	L	1-0	Columbus, Ga.
Feb. 15, 2002	L	3-2 (10)	Tucson, Ariz.
Feb. 16, 2007	L	3-2	Auburn
Feb. 13, 2010	W	5-2	Tempe, Ariz.
Feb. 9, 2014	L	3-2 (8)	Auburn

Ohio (1-0)

Feb. 19, 2010	W	6-0	Auburn
---------------	---	-----	--------

Ohio State (2-2)

Feb. 10, 2001	W	3-2	Auburn
Feb. 11, 2001	L	4-0 (9)	Auburn
May 18, 2006	L	1-0 (10)	Tucson, Ariz. ^
Feb. 27, 2015	W	14-2 (5)	Auburn



ALL-TIME RESULTS BY OPPONENT

Oklahoma (1-4)

March 1, 2002	L	6-2	Miami, Fla.
March 4, 2011	L	6-0	Norman, Okla.
June 6, 2016	L	3-2	Oklahoma City, Okla. ^
June 7, 2016	W	11-7	Oklahoma City, Okla. ^
June 8, 2016	L	2-1	Oklahoma City, Okla. ^

Oklahoma State (4-1)

Feb. 11, 2000	W	6-3	Grand Prairie, Texas
March 5, 2011	W	4-3	Stillwater, Okla.
March 6, 2011	L	3-2	Stillwater, Okla.
Feb. 17, 2012	W	8-0 (5)	Auburn
Feb. 19, 2016	W	6-1	Clearwater, Fla.

Ole Miss (41-16)

April 19, 1997	W	7-4	Oxford, Miss.
April 19, 1997	W	4-2	Oxford, Miss.
April 20, 1997	W	9-4	Oxford, Miss.
April 20, 1997	L	5-0	Oxford, Miss.
April 18, 1998	L	4-0	Auburn
April 18, 1998	W	8-0	Auburn
April 19, 1998	L	4-3	Auburn
April 19, 1998	L	10-2	Auburn
April 23, 1999	W	7-6	Oxford, Miss.
April 23, 1999	W	5-0	Oxford, Miss.
April 24, 1999	W	6-5	Oxford, Miss.
April 24, 1999	W	5-2	Oxford, Miss.
April 21, 2000	L	2-1 (9)	Auburn
April 21, 2000	W	4-2	Auburn
April 22, 2000	W	6-0	Auburn
April 22, 2000	L	6-2	Auburn
March 31, 2001	W	4-0	Oxford, Miss.
March 31, 2001	W	13-7 (10)	Oxford, Miss.
April 1, 2001	L	3-2	Oxford, Miss.
March 30, 2002	W	4-0	Auburn
March 30, 2002	W	3-0	Auburn
March 31, 2002	W	4-0	Auburn
March 22, 2003	W	3-0	Oxford, Miss.
March 22, 2003	W	2-0	Oxford, Miss.
March 23, 2003	W	4-0	Oxford, Miss.
March 20, 2004	W	5-0	Auburn
March 20, 2004	W	9-0	Auburn
March 21, 2004	L	3-1	Auburn
March 19, 2005	L	2-0	Oxford, Miss.
March 19, 2005	W	4-0	Oxford, Miss.
March 20, 2005	W	4-3	Oxford, Miss.
May 6, 2006	W	2-0	Auburn
May 6, 2006	L	5-4	Auburn
May 7, 2006	L	6-5	Auburn

March 17, 2007	L	4-2	Auburn
March 17, 2007	L	3-2	Auburn
March 18, 2007	W	3-1	Auburn
March 15, 2008	W	3-1	Oxford, Miss.
March 15, 2008	W	5-0	Oxford, Miss.
March 16, 2008	W	3-2 (11)	Oxford, Miss.
March 7, 2009	W	9-8 (13)	Auburn
March 7, 2009	W	4-3	Auburn
March 8, 2009	W	8-5	Auburn
April 24, 2010	W	3-2	Oxford, Miss.
April 24, 2010	W	3-0	Oxford, Miss.
April 25, 2010	L	6-5	Oxford, Miss.
March 25, 2011	W	4-1	Auburn
March 26, 2011	L	2-1	Auburn
March 27, 2011	W	8-0 (5)	Auburn
March 30, 2012	W	9-5 (10)	Oxford, Miss.
March 31, 2012	W	7-4	Oxford, Miss.
April 1, 2012	L	6-1	Oxford, Miss.
April 5, 2013	W	9-0 (6)	Auburn
April 6, 2013	W	2-1	Auburn
April 7, 2013	L	11-9	Auburn
March 14, 2015	W	14-3 (5)	Oxford, Miss.
March 15, 2015	W	7-3	Oxford, Miss.
March 16, 2015	W	10-2 (6)	Oxford, Miss.

Oregon (0-3)

March 7, 1999	L	6-2	Fullerton, Calif
May 21, 2010	L	1-0	Atlanta, Ga. ^
Feb. 28, 2014	L	3-0	Kissimmee, Fla.

Pacific (1-2)

March 6, 1999	L	6-2	Fullerton, Calif.
Feb. 8, 2004	L	2-1	Waco, Texas
March 5, 2015	W	4-1	Fullerton, Calif.

Penn State (2-1)

Feb. 19, 1999	W	7-3	College Station, Texas
Feb. 20, 1999	W	3-0	College Station, Texas
March 4, 2012	L	3-2	Orlando, Fla.

Portland State (3-0)

March 6, 1999	W	8-0	Fullerton, Calif.
Feb. 9, 2007	W	2-0	Honolulu, Hawaii
May 20, 2011	W	2-1	Seattle, Wash. ^

Presbyterian (1-0)

March 11, 2012	W	8-0 (5)	Auburn
----------------	---	---------	--------

**Purdue (2-1)**

Feb. 9, 2001	W	7-2	Auburn
Feb. 22, 2009	L	3-1	Auburn
Feb. 23, 2014	W	8-0 (5)	Auburn

Radford (2-1)

March 9, 1997	L	5-4	Auburn
March 2, 2014	W	8-0 (5)	Kissimmee, Fla.
March 14, 2014	W	9-0 (5)	Auburn

Sacramento State (2-0)

Feb. 20, 2004	W	6-2	San Diego, Calif.
Feb. 25, 2005	W	2-1	Palo Alto, Calif.

Samford (16-6)

Feb. 18, 1997	W	4-2 (10)	Birmingham, Ala.
Feb. 18, 1997	W	4-3	Birmingham, Ala.
Feb. 25, 1998	W	8-0	Auburn
Feb. 25, 1998	L	5-4	Auburn
Feb. 23, 2000	L	1-0 (8)	Auburn
Feb. 23, 2000	L	4-3	Auburn
Feb. 7, 2001	W	2-1	Birmingham, Ala.
Feb. 7, 2001	W	9-1	Birmingham, Ala.
March 10, 2001	L	3-2	Birmingham, Ala.
March 11, 2001	L	3-2	Birmingham, Ala.
Feb. 19, 2002	W	4-3	Auburn
Feb. 19, 2002	W	9-1	Auburn
Feb. 11, 2003	L	1-0	Birmingham, Ala.
Feb. 24, 2004	W	4-0	Auburn
March 8, 2006	W	1-0	Auburn
March 5, 2008	W	7-3	Birmingham, Ala.
April 7, 2010	W	13-0 (5)	Auburn
Feb. 13, 2011	W	5-0	Auburn
Feb. 13, 2013	W	2-1	Auburn
Feb. 21, 2014	W	3-0	Auburn
March 1, 2015	W	13-0 (5)	Auburn
March 16, 2016	W	18-1 (5)	Birmingham, Ala.

Sam Houston State (1-0)

Feb. 2, 2003	W	6-5	Tampa, Fla.
--------------	---	-----	-------------

San Diego State (1-0)

Feb. 21, 2004	W	1-0	San Diego, Calif.
---------------	---	-----	-------------------

Savannah State (1-0)

March 15, 2014	W	22-0 (5)	Auburn
----------------	---	----------	--------

SIU-Edwardsville (2-0)

Feb. 21, 2010	W	7-0	Auburn
Feb. 28, 2015	W	8-5	Auburn

South Alabama (5-1)

April 10, 2007	W	3-0	Auburn
Feb. 20, 2008	W	4-3	Mobile, Ala.
April 14, 2009	L	3-1 (10)	Auburn
March 23, 2011	W	3-1	Mobile, Ala.
May 16, 2015	W	1-0	Auburn ^
May 17, 2015	W	7-4	Auburn ^

South Carolina (31-25)

April 27, 1997	L	4-0	Columbia, S.C.
April 27, 1997	L	4-2	Columbia, S.C.
May 10, 1997	L	9-0	Columbus, Ga.*
April 26, 1998	L	4-2	Auburn
April 26, 1998	L	5-3	Auburn
May 2, 1999	L	4-0	Columbia, S.C.
May 2, 1999	L	2-1	Columbia, S.C.
Feb. 26, 2000	W	4-2	Auburn
March 4, 2000	L	5-3	Auburn
March 4, 2000	W	4-3	Auburn
April 7, 2001	L	5-3 (10)	Auburn
April 7, 2001	L	10-0	Auburn
April 8, 2001	L	4-3	Auburn
April 6, 2002	L	4-2	Columbia, S.C.
April 6, 2002	L	3-1	Columbia, S.C.
April 7, 2002	L	3-2	Columbia, S.C.
March 29, 2003	L	12-1	Auburn
March 29, 2003	W	2-1	Auburn
March 30, 2003	L	4-0	Auburn
March 27, 2004	W	1-0	Columbia, S.C.
March 27, 2004	W	5-1	Columbia, S.C.
March 28, 2004	W	6-5	Columbia, S.C.
May 14, 2004	W	2-0	Tuscaloosa, Ala.*
March 26, 2005	W	10-8	Auburn
March 26, 2005	W	11-2	Auburn
May 12, 2005	W	8-0	Gainesville, Fla.*
April 29, 2006	L	5-2	Columbia, S.C.
April 29, 2006	W	4-0	Columbia, S.C.
April 30, 2006	L	7-1	Columbia, S.C.
April 28, 2007	W	8-0 (5)	Auburn
April 28, 2007	W	1-0	Auburn
April 29, 2007	W	3-0	Auburn
April 6, 2008	L	2-0	Columbia, S.C.
April 6, 2008	L	3-2	Columbia, S.C.
March 28, 2009	W	3-2	Auburn
March 29, 2009	W	12-4 (6)	Auburn



ALL-TIME RESULTS BY OPPONENT

March 29, 2009	L	5-0	Auburn
March 27, 2010	W	4-1	Columbia, S.C.
March 27, 2010	W	5-3	Columbia, S.C.
March 28, 2010	W	11-3 (5)	Columbia, S.C.
March 18, 2011	W	9-1 (5)	Auburn
March 19, 2011	W	3-0	Auburn
March 20, 2011	W	3-2 (9)	Auburn
April 27, 2012	W	1-0	Columbia, S.C.
April 28, 2012	W	3-2	Columbia, S.C.
April 29, 2012	W	4-1	Columbia, S.C.
April 19, 2013	L	8-4	Auburn
April 20, 2013	W	7-1	Auburn
April 21, 2013	L	3-1	Auburn
May 2, 2014	W	5-3 (8)	Columbia, S.C.
May 3, 2014	L	7-4	Columbia, S.C.
May 4, 2014	L	4-2	Columbia, S.C.
May 7, 2014	W	7-5	Columbia, S.C.*
March 25, 2016	W	10-0 (5)	Auburn
March 26, 2016	W	5-2	Auburn
March 26, 2016	W	4-3	Auburn

Southern Miss (3-0)

March 1, 2006	W	4-1	Huntsville, Ala.
Feb. 18, 2011	W	3-0	Auburn
April 9, 2013	W	3-1	Auburn

SE Louisiana (4-0)

March 20, 2000	W	8-1	Hammond, La.
Feb. 1, 2002	W	2-1 (8)	Auburn
Feb. 3, 2002	W	1-0	Auburn
Feb. 14, 2003	W	3-2	Monroe, La.

Southern (2-0)

Feb. 23, 2013	W	7-1	Corpus Christi, Texas
March 3, 2013	W	14-0 (5)	Auburn

Southern Illinois (1-3)

March 11, 1998	W	1-0	Auburn
March 11, 1998	L	1-0	Auburn
Feb. 24, 2007	L	3-2 (9)	Columbus, Ga.
Feb. 27, 2010	L	1-0	Columbus, Ga.

St. John's (1-0)

Feb. 27, 2016	W	9-0 (5)	Auburn
---------------	---	---------	--------

Stanford (0-2)

March 5, 1999	L	9-0	Fullerton, Calif.
Feb. 26, 2005	L	9-0	Palo Alto, Calif.

Stephen F. Austin (1-0)

May 17, 2008	W	2-0	College Station, Texas ^
--------------	---	-----	--------------------------

Stetson (1-0)

Feb. 27, 1999	W	4-0	Statesboro, Ga.
---------------	---	-----	-----------------

Syracuse (4-0)

Feb. 9, 2001	W	7-0	Auburn
March 2, 2008	W	6-0	Columbus, Ga.
March 2, 2012	W	5-0	Orlando, Fla.
March 1, 2014	W	10-1	Kissimmee, Fla.

Tennessee (21-36)

March 21, 1997	L	6-2	Auburn
March 21, 1997	L	8-2	Auburn
May 9, 1997	W	2-0	Columbus, Ga.*
March 21, 1998	L	6-3	Knoxville, Tenn.
March 21, 1998	W	3-2	Knoxville, Tenn.
March 26, 1999	L	7-4	Auburn
March 26, 1999	W	4-0	Auburn
March 25, 2000	L	8-7 (9)	Knoxville, Tenn.
March 25, 2000	W	18-5	Knoxville, Tenn.
April 21, 2001	L	7-2	Auburn
April 21, 2001	W	5-3	Auburn
April 22, 2001	W	12-1	Auburn
April 20, 2002	L	9-6	Knoxville, Tenn.
April 20, 2002	W	9-0	Knoxville, Tenn.
April 21, 2002	W	8-0	Knoxville, Tenn.
April 12, 2003	L	2-0	Auburn
April 12, 2003	W	1-0	Auburn
April 13, 2003	W	4-1	Auburn
May 9, 2003	L	4-3 (9)	Plant City, Fla.*
April 9, 2004	L	3-0	Knoxville, Tenn.
April 9, 2004	W	6-1	Knoxville, Tenn.
April 10, 2004	L	4-0	Knoxville, Tenn.
April 9, 2005	L	5-0	Auburn
April 10, 2005	W	6-1	Auburn
March 18, 2006	L	2-0	Knoxville, Tenn.
March 18, 2006	W	3-1	Knoxville, Tenn.
March 19, 2006	L	8-0 (5)	Knoxville, Tenn.
April 21, 2007	L	10-0 (5)	Knoxville, Tenn.
April 21, 2007	L	2-1 (8)	Knoxville, Tenn.
April 22, 2007	L	5-1	Knoxville, Tenn.
March 29, 2008	L	8-4	Auburn
March 29, 2008	W	1-0	Auburn
March 30, 2008	W	2-1 (8)	Auburn
April 10, 2009	L	5-2	Knoxville, Tenn.
April 11, 2009	L	2-1 (11)	Knoxville, Tenn.
April 11, 2009	L	3-2	Knoxville, Tenn.



April 10, 2010	W	2-1	Auburn
April 10, 2010	L	2-1	Auburn
April 11, 2010	L	5-3	Auburn
April 1, 2011	L	2-1 (10)	Knoxville, Tenn.
April 2, 2011	W	9-1	Knoxville, Tenn.
April 3, 2011	L	8-0 (6)	Knoxville, Tenn.
May 13, 2011	L	2-1	Oxford, Miss.*
April 6, 2012	L	9-1 (5)	Auburn
April 7, 2012	L	5-3 (10)	Auburn
April 8, 2012	L	6-2	Auburn
May 10, 2012	L	2-1	Tuscaloosa, Ala.*
April 12, 2013	L	5-3	Knoxville, Tenn.
April 13, 2013	L	6-1	Knoxville, Tenn.
April 14, 2013	L	6-0	Knoxville, Tenn.
April 2, 2015	W	6-2	Auburn
April 3, 2015	L	8-6	Auburn
April 4, 2015	W	12-9	Auburn
May 9, 2015	W	6-5 (9)	Baton Rouge, La.*
May 30, 2015	W	4-2	Oklahoma City, Okla. ^
May 1, 2016	L	10-2 (5)	Knoxville, Tenn.
May 1, 2016	L	12-1 (5)	Knoxville, Tenn.

Tennessee State (5-0)

March 18, 2009	W	10-0 (5)	Nashville, Tenn.
Feb. 15, 2013	W	3-2	Auburn
March 12, 2013	W	6-1	Nashville, Tenn.
March 9, 2016	W	7-0	Auburn
March 9, 2016	W	8-0 (5)	Auburn

Tennessee Tech (6-0)

April 4, 2006	W	4-0	Pensacola, Fla.
Feb. 16, 2007	W	6-3	Auburn
March 9, 2008	W	2-0	Auburn
March 5, 2010	W	9-1	Auburn
Feb. 9, 2014	W	8-4	Auburn
May 15, 2015	W	4-1	Auburn ^

Texas (0-1)

May 19, 2012	L	6-1	Austin, Texas ^
--------------	---	-----	-----------------

Texas A&M (8-5)

March 1, 1998	W	1-0	Columbus, Ga.
Feb. 19, 1999	L	3-0	College Station, Texas
Feb. 21, 1999	W	4-0	College Station, Texas
Feb. 23, 2001	L	4-3	Santa Barbara, Calif.
April 25, 2014	W	7-6	Auburn
April 26, 2014	W	6-0	Auburn
April 27, 2014	W	9-1 (5)	Auburn
April 10, 2015	W	8-1	College Station, Texas

April 11, 2015	L	12-4 (5)	College Station, Texas
April 12, 2015	W	12-4	College Station, Texas
May 6, 2016	L	6-5 (8)	Auburn
May 7, 2016	L	13-6	Auburn
May 8, 2016	W	5-4	Auburn

Texas A&M CC (2-0)

Feb. 6, 2009	W	2-0	Miami, Fla.
Feb. 22, 2013	W	6-4 (5)	Corpus Christi, Texas

Texas State (1-0)

Feb. 26, 2015	W	6-2	Auburn
---------------	---	-----	--------

Texas Tech (2-0)

Feb. 25, 2005	W	4-1	Palo Alto, Calif.
Feb. 13, 2010	W	6-1	Tempe, Ariz.

Toledo (1-0)

Feb. 22, 1997	W	6-1	Tempe, Ariz.
---------------	---	-----	--------------

Troy (16-7-1)

March 3, 1998	L	7-3	Auburn
March 3, 1998	L	4-1	Auburn
April 7, 1999	W	5-4	Troy, Ala.
April 7, 1999	W	7-0	Troy, Ala.
Feb. 22, 2000	W	8-0	Auburn
March 14, 2001	L	3-1	Troy, Ala.
March 6, 2002	W	4-0	Auburn
Feb. 18, 2003	L	4-3	Troy, Ala.
March 2, 2004	W	2-0	Auburn
April 7, 2004	W	1-0	Troy, Ala.
March 2, 2005	W	3-2	Troy, Ala.
March 14, 2006	W	4-3	Auburn
March 7, 2007	L	3-1	Troy, Ala.
April 23, 2008	L	3-0	Auburn
Feb. 17, 2009	W	3-2 (9)	Troy, Ala.
March 31, 2010	W	3-1	Auburn
Feb. 12, 2011	W	2-1	Auburn
March 21, 2012	L	7-1	Troy, Ala.
April 10, 2013	W	6-1	Auburn
Feb. 6, 2014	T	5-5	Troy, Ala.
March 12, 2014	W	13-5 (5)	Auburn
Feb. 5, 2015	W	15-5 (5)	Auburn
March 11, 2015	W	2-0	Troy, Ala.
April 6, 2016	W	8-1	Auburn



ALL-TIME RESULTS BY OPPONENT

Tulsa (1-2)

Feb. 12, 2000	L	3-2 (8)	Grand Prairie, Texas
Feb. 16, 2003	L	5-0	Monroe, La.
Feb. 17, 2007	W	9-1 (6)	Auburn

UAB (12-2)

Feb. 8, 2000	W	7-3	Auburn
Feb. 18, 2000	L	5-4	Auburn
April 18, 2000	W	7-3	Auburn
March 9, 2001	W	6-2	Auburn
Feb. 25, 2003	L	4-0	Auburn
March 26, 2003	W	5-2	Auburn
Feb. 17, 2004	W	4-3	Birmingham, Ala.
Feb. 16, 2005	W	14-0	Auburn
Feb. 27, 2005	W	8-1	Auburn
Feb. 21, 2006	W	8-0	Birmingham, Ala.
Feb. 18, 2007	W	5-1	Auburn
Feb. 6, 2015	W	11-2 (5)	Auburn
April 8, 2015	W	10-6	Auburn
April 13, 2016	W	8-1	Birmingham, Ala.

UCF (2-0)

Feb. 22, 2008	W	1-0	Orlando, Fla.
Feb. 17, 2016	W	2-0	Orlando, Fla.

UC Davis (1-0)

Feb. 26, 2005	W	3-0	Palo Alto, Calif.
---------------	---	-----	-------------------

UCLA (3-0)

March 3, 2012	W	11-1	Orlando, Fla.
May 30, 2015	W	11-10 (10)	Oklahoma City, Okla. ^
June 2, 2016	W	10-3	Oklahoma City, Okla. ^

UC Santa Barbara (2-1)

Feb. 15, 2001	W	3-2	Honolulu, Hawaii
Feb. 18, 2001	L	5-0	Honolulu, Hawaii
Feb. 22, 2001	W	2-1	Santa Barbara, Calif.

UMBC (0-1)

March 28, 1998	L	6-2	Midlothian, Va.
----------------	---	-----	-----------------

USC Upstate (1-0)

May 21, 2016	W	6-1	Auburn ^
--------------	---	-----	----------

UTSA (1-0)

Feb. 11, 2000	W	5-0	Grand Prairie, Texas
---------------	---	-----	----------------------

USF (6-3)

Feb. 20, 1998	L	7-0	Tampa, Fla.
Feb. 26, 2000	L	6-1 (9)	Auburn
Feb. 15, 2002	W	7-2	Tucson, Ariz.
Feb. 1, 2003	L	6-4	Tampa, Fla.
Feb. 4, 2005	W	6-4	Auburn
March 2, 2007	W	9-0 (6)	Tampa, Fla.
Feb. 20, 2015	W	6-2	Tampa, Fla.
Feb. 22, 2015	W	8-0 (5)	Tampa, Fla.
Feb. 19, 2016	W	6-0	Clearwater, Fla.

Utah (1-1)

Feb. 23, 2001	L	4-3	Santa Barbara, Calif.
March 2, 2007	W	9-1 (5)	Tampa, Fla.

Valparaiso (1-0)

March 7, 2010	W	6-3 (9)	Auburn
---------------	---	---------	--------

Virginia (0-1)

March 27, 1998	L	2-1	Midlothian, Va.
----------------	---	-----	-----------------

Virginia Tech (2-1)

Feb. 17, 2007	L	1-0	Auburn
Feb. 27, 2010	W	2-0	Auburn
Feb. 19, 2012	W	1-0	Auburn

Washington (0-3)

Feb. 28, 1998	L	1-0	Columbus, Ga.
March 5, 1999	L	5-3	Fullerton, Calif.
Feb. 11, 2010	L	5-0	Tempe, Ariz.

Western Carolina (1-0)

Feb. 20, 2011	W	7-2	Auburn
---------------	---	-----	--------

Western Illinois (3-0)

Feb. 19, 2011	W	8-1	Auburn
Feb. 15, 2014	W	6-0	Auburn
Feb. 27, 2016	W	14-1 (5)	Auburn

Western Kentucky (2-0)

Feb. 14, 2009	W	5-3 (8)	Auburn
Feb. 12, 2016	W	19-1 (5)	Auburn

Wichita St. (4-0)

Feb. 19, 2000	W	7-0	Auburn
Feb. 20, 2000	W	7-3	Auburn
March 2, 2002	W	4-2	Miami, Fla.
Feb. 7, 2004	W	7-0	Waco, Texas

**Winthrop (3-1)**

Feb. 29, 2008	L	1-0	Auburn
Feb. 20, 2009	W	1-0	Auburn
Feb. 16, 2014	W	16-0 (5)	Auburn
Feb. 15, 2015	W	15-4 (5)	Auburn

Wisconsin (1-2)

Feb. 23, 1997	L	8-4	Tempe, Ariz.
Feb. 23, 1997	L	2-0	Tempe, Ariz.
Feb. 14, 2010	W	7-0	Tempe, Ariz.

Wright State (2-0)

Feb. 21, 2003	W	8-0	Macon, Ga.
Feb. 10, 2012	W	12-4	Auburn

Youngstown St. (1-0)

March 29, 1997	W	9-8	Atlanta, Ga.
----------------	---	-----	--------------



POSTSEASON HISTORY

**1997****Eastern Division**

Team	SEC	Overall
South Carolina * ^ !	25-1	63-5
Tennessee	20-7	45-22
Florida	16-8	42-25
Georgia	7-21	25-33
Kentucky	2-23	11-44

Western Division

LSU ^	18-6	44-14
Alabama	16-14	39-29
Auburn	15-15	34-35
Arkansas	12-16	16-42
Mississippi State	11-17	29-27
Ole Miss	7-21	22-41

1998**Eastern Division**

Team	SEC	Overall
Florida * ^	23-5	47-22
South Carolina	15-11	36-21
Tennessee	13-15	37-31
Georgia	11-17	34-26
Kentucky	6-22	19-43

Western Division

LSU ^	23-6	58-14
Alabama !	19-7	49-18
Mississippi State	15-11	36-21
Arkansas	13-17	21-38
Ole Miss	9-21	26-40
Auburn	6-21	16-40

1999**Eastern Division**

Team	SEC	Overall
Tennessee ^	17-11	44-27
South Carolina ^	17-11	49-21
Florida	13-15	34-29
Georgia	11-17	28-31
Kentucky	6-22	23-44

Western Division

LSU * ^ !	27-3	56-10
Alabama	19-11	39-26
Arkansas	17-13	46-29
Mississippi State	15-15	38-29
Auburn	11-19	27-32-1
Ole Miss	7-23	25-36

2000**Eastern Division**

Team	SEC	Overall
Kentucky ^	15-13	36-29
Florida	13-14	46-30
South Carolina !	11-16	41-28
Georgia	9-19	28-33
Tennessee	5-22	29-34

Western Division

LSU * ^	26-4	59-13
Alabama	25-5	66-14
Arkansas	19-11	44-31
Mississippi State	17-13	44-27
Auburn	10-19	34-31
Ole Miss	8-22	21-42

2001**Eastern Division**

Team	SEC	Overall
South Carolina ^	18-8	40-20-1
Florida	14-15	37-28
Kentucky	10-18	27-34
Georgia	9-18	33-26
Tennessee	9-20	24-35

Western Division

LSU * ^ !	26-4	59-11
Alabama	24-6	50-11
Mississippi State	19-11	36-26
Arkansas	14-16	36-30
Auburn	10-20	31-32
Ole Miss	5-22	18-40

2002**Eastern Division**

Team	SEC	Overall
South Carolina ^	20-10	46-20
Georgia	18-12	59-17
Florida	12-18	32-35
Tennessee	8-17	35-25-1
Kentucky	6-21	24-32

Western Division

LSU ^	18-6	44-14
Alabama	16-14	39-29
Auburn	15-15	34-35
Arkansas	12-16	16-42
Mississippi State	11-17	29-27
Ole Miss	7-23	25-29

2003**Eastern Division**

Team	SEC	Overall
Georgia * ^	23-6	57-14
South Carolina	18-10	41-20
Florida	19-11	41-25
Tennessee	14-15	45-25
Kentucky	3-26	16-40

Western Division

Alabama ^ !	22-8	49-21
LSU	20-9	50-18
Auburn	13-16	26-31
Mississippi State	13-16	34-30
Arkansas	8-22	24-36
Ole Miss	8-22	19-34

2004**Eastern Division**

Team	SEC	Overall
Tennessee ^	20-8	53-14
Georgia	20-10	55-17
Florida	16-13	40-18
South Carolina	12-18	27-22
Kentucky	6-24	25-31-1

Western Division

LSU * ^ !	22-6	57-12
Auburn	19-10	42-18
Alabama	18-12	42-18
Mississippi State	14-15	38-24
Ole Miss	8-21	15-37
Arkansas	6-24	18-40

2005**Eastern Division**

Team	SEC	Overall
Georgia * ^	26-4	55-15
Tennessee	20-8	67-15
Florida	18-12	41-23
South Carolina	11-16	28-28-1
Kentucky	4-25	20-41

Western Division

Alabama ^ !	23-7	63-15
Auburn	21-8	50-18
Mississippi State	12-18	31-23
LSU	12-18	31-23
Ole Miss	10-20	30-28
Arkansas	4-25	19-43



2006

Eastern Division

Team	SEC	Overall
Georgia ^	24-6	54-15
Tennessee !	21-9	61-12
Florida	17-13	43-25
South Carolina	8-21	28-30
Kentucky	4-26	21-36

Western Division

Team	SEC	Overall
Alabama * ^	25-4	54-11
LSU	22-8	55-14
Auburn	15-15	36-22
Arkansas	10-19	26-35
Ole Miss	10-20	24-36
Mississippi State	7-22	33-28

2007

Eastern Division

Team	SEC	Overall
Tennessee * ^	23-4	63-8
Florida	17-11	50-22
Georgia	13-15	46-28
South Carolina	12-16	38-26
Kentucky	4-24	20-31

Western Division

Team	SEC	Overall
LSU ^ !	22-6	55-12
Alabama	21-6	55-10
Mississippi State	14-14	35-27
Ole Miss	11-17	24-34
Auburn	10-18	26-30
Arkansas	6-22	21-43

2008

Eastern Division

Team	SEC	Overall
Florida * ^ !	27-1	70-5
Tennessee	14-12	50-16
Georgia	14-14	46-24
South Carolina	8-18	21-26
Kentucky	3-25	17-37

Western Division

Team	SEC	Overall
Alabama ^	25-3	58-8
LSU	17-11	44-12
Auburn	13-14	38-22
Mississippi State	13-14	41-22
Ole Miss	9-19	26-28
Arkansas	8-20	37-29

2009

Eastern Division

Team	SEC	Overall
Florida * ^ !	26-1	63-5
Georgia	18-7	47-12
Tennessee	12-12-1	40-18-1
Kentucky	13-14	34-23
South Carolina	6-21	21-24

Western Division

Team	SEC	Overall
Alabama ^	21-6	54-11
LSU	15-10-1	34-18
Arkansas	10-16	27-29
Auburn	9-19	30-29
Mississippi State	8-19	28-28
Ole Miss	7-20	23-29

2010

Eastern Division

Team	SEC	Overall
Florida ^	20-4	49-10
Georgia	18-8	50-13
Tennessee	17-8	49-15
Kentucky	13-15	32-27
South Carolina	1-27	11-40

Western Division

Team	SEC	Overall
Alabama * ^ !	23-4	52-11
LSU	20-8	45-16
Auburn	11-17	31-26
Arkansas	10-18	28-29
Ole Miss	8-19	29-27
Mississippi State	7-20	26-29

2011

Eastern Division

Team	SEC	Overall
Florida * ^	21-7	56-13
Tennessee !	20-8	49-12
Georgia	17-9	51-14
Kentucky	14-9	40-16
South Carolina	6-22	26-30

Western Division

Team	SEC	Overall
Alabama ^	19-6	53-11
LSU	19-9	40-18
Auburn	15-13	40-19
Mississippi State	10-18	24-32
Ole Miss	3-23	14-39
Arkansas	3-23	13-39

2012

Eastern Division

Team	SEC	Overall
Tennessee ^	22-6	52-14
Florida	21-7	48-13
Georgia	17-11	45-17
Kentucky	15-13	30-30
South Carolina	3-25	23-32

Western Division

Team	SEC	Overall
Alabama * ^ !	23-5	60-8
LSU	15-13	40-25
Auburn	12-16	33-23
Mississippi State	12-16	33-24
Ole Miss	7-21	22-32
Arkansas	7-21	29-28

2013

Eastern Division

Team	SEC	Overall
Florida * ^ !	18-6	58-12
Tennessee	16-6	52-12
Missouri	15-8	34-14
Georgia	14-9	40-21
Kentucky	13-11	41-21
South Carolina	8-16	34-25

Western Division

Team	SEC	Overall
LSU	15-8	42-16
Arkansas	12-10	36-20
Alabama	13-11	45-15
Texas A&M	10-13	42-18
Mississippi State	8-16	32-23
Auburn	7-17	30-23
Ole Miss	3-21	35-31

2014

Team	SEC	Overall
Alabama !	19-5	53-13
Tennessee	17-7	46-12
Missouri	15-9	43-18
Florida	15-9	55-12
Georgia *	15-9	49-15
LSU	13-11	38-24
Kentucky	13-11	50-19
South Carolina	11-13	36-22
Auburn	11-13	42-19-1
Mississippi State	10-14	39-21
Texas A&M	9-15	37-21
Arkansas	5-19	27-28
Ole Miss	3-21	22-31



2015

Team	SEC	Overall
Florida !	18-5	60-7
Auburn *	18-6	56-11
Alabama	17-7	48-15
LSU	15-9	52-14
Tennessee	15-9	47-17
Georgia	14-9	44-17
Missouri	14-10	42-16
Texas A&M	12-12	40-20
South Carolina	10-14	38-22
Mississippi State	10-14	36-21
Ole Miss	6-18	30-25
Kentucky	5-19	32-26
Arkansas	1-23	16-37

2016

Team	SEC	Overall
Florida !	20-4	56-7
Kentucky	17-7	46-14
Tennessee	16-7	43-16
Auburn *	16-7	58-12
Alabama	16-8	51-14
Missouri	14-10	42-16
LSU	13-11	52-18
Georgia	12-12	46-20
Ole Miss	11-13	41-22
Texas A&M	9-15	39-20
South Carolina	7-17	38-23
Mississippi State	3-21	26-31
Arkansas	1-23	17-39

* - SEC Tournament Champion
 ^ - Division Champion
 ! - SEC Champion

AUBURN ALL-TIME FINISHES IN FINAL SEC STANDINGS

1st (0 times)

2nd (1 time)

2015

3rd (1 time)

2005

4th (2 times)

2004

2016

5th (1 time)

2002

6th (4 times)

1997

2006

2008

2011

7th (3 times)

2003

2010

2012

8th (3 times)

2000

2001

2009

9th (3 times)

1999

2007

2014

10th (1 time)

1998

11th (0 times)

12th (1 time)

2013

13th (0 times)

14th (0 times)

**1997 • COLUMBUS, GA. • NO. 6 SEED**

Date	Opponent	Result	Auburn Pitcher (Record)
5/9	(3) Tennessee	W, 2-0	Espinoza (12-12)
5/9	(2) LSU	W, 4-2	Espinoza (13-12)
5/10	(1) South Carolina	L, 9-0	Espinoza (13-13)
5/10	(5) Florida	L, 5-7	Sease (12-11)

2000 • COLUMBUS, GA. • NO. 8 SEED

Date	Opponent	Result	Auburn Pitcher (Record)
5/11	(1) LSU	L, 8-0	Rasmussen (13-7)
5/12	(5) Mississippi State	L, 9-3	Lofton (14-16)

2001 • CHATTANOOGA, TENN. • NO. 8 SEED

Date	Opponent	Result	Auburn Pitcher (Record)
5/10	(1) LSU	L, 6-0	DuBois (8-8)
5/11	(5) Florida	W, 4-1	DuBois (9-8)
5/12	(3) Alabama	W, 5-3	Petrie (3-2)
5/13	(1) LSU	L, 4-1	Petrie (3-3)

2002 • CHATTANOOGA, TENN. • NO. 5 SEED

Date	Opponent	Result	Auburn Pitcher (Record)
5/9	(4) Georgia	L, 4-3	Lofton (11-13)
5/10	(8) Florida	W, 7-1	Lofton (12-13)
5/11	(3) Alabama	L, 5-4	Lofton (12-14)

2003 • PLANT CITY, FLA. • NO. 7 SEED

Date	Opponent	Result	Auburn Pitcher (Record)
5/8	(2) Alabama	L, 4-0	Keyes (12-15)
5/9	(6) Tennessee	L, 4-3 (9)	Keyes (12-16)

2004 • TUSCALOOSA, ALA. • NO. 4 SEED

Date	Opponent	Result	Auburn Pitcher (Record)
5/13	(5) Alabama	L, 7-1	Keyes (24-10)
5/14	(8) South Carolina	W, 2-0	Keyes (25-10)
5/15	(7) Mississippi State	W, 4-3	Keyes (26-10)
5/15	(1) LSU	W, 2-0	Keyes (27-10)
5/16	(1) LSU	L, 1-0	DiPietro (6-3)

2005 • GAINESVILLE, FLA. • NO. 3 SEED

Date	Opponent	Result	Auburn Pitcher (Record)
5/12	(6) South Carolina	W, 8-0	Currie (23-8)
5/13	(2) Alabama	L, 9-5	Currie (23-9)
5/14	(8) LSU	W, 4-3	Currie (24-9)
5/14	(1) Georgia	L, 7-3	DiPietro (22-7)

2006 • ATHENS, GA. • NO. 6 SEED

Date	Opponent	Result	Auburn Pitcher (Record)
5/11	(3) LSU	L, 4-1	Currie (18-12)

2008 • BATON ROUGE, LA. • NO. 6 SEED

Date	Opponent	Result	Auburn Pitcher (Record)
5/8	(3) LSU	L, 4-0	Thompson (12-11)

2009 • KNOXVILLE, TENN. • NO. 8 SEED

Date	Opponent	Result	Auburn Pitcher (Record)
5/7	(1) Florida	L, 3-0	Thompson (14-15)

2010 • FAYETTEVILLE, ARK. • NO. 7 SEED

Date	Opponent	Result	Auburn Pitcher (Record)
5/13	(2) Florida	L, 9-1	Thompson (17-9)

2011 • OXFORD, MISS. • NO. 7 SEED

Date	Opponent	Result	Auburn Pitcher (Record)
5/12	(2) Florida	W, 6-2	Bunner (16-6)
5/13	(3) Tennessee	L, 2-1	Loree (9-5)

2012 • TUSCALOOSA, ALA. • NO. 7 SEED

Date	Opponent	Result	Auburn Pitcher (Record)
5/10	(2) Tennessee	L, 2-1	Loree (11-9)

2014 • COLUMBIA, S.C. • NO. 9 SEED

Date	Opponent	Result	Auburn Pitcher (Record)
5/7	(8) South Carolina	W, 7-5	Davis (20-10)
5/8	(1) Alabama	L, 8-4	Harper (17-5)

2015 • BATON ROUGE, LA. • NO. 2 SEED

Date	Opponent	Result	Auburn Pitcher (Record)
5/7	(7) Missouri	W, 5-2	Davis (21-2)
5/8	(3) Alabama	W, 7-1	Harper (11-4)
5/9	(5) Tennessee	W, 6-5 (9)	Walters (17-3)

2016 • STARKVILLE, MISS. • NO. 4 SEED

Date	Opponent	Result	Auburn Pitcher (Record)
5/13	(5) Alabama	W, 6-4	Martin (12-3)
5/13	(1) Florida	W, 2-1	Carlson (15-1)
5/14	(7) LSU	W, 7-1	Martin (13-3)



TEAM

HITTING

AB.....	37, vs. Tennessee (5/9/15)
Runs.....	8, vs. South Carolina (5/12/05)
Hits.....	14, vs. Alabama (5/11/02)
RBI.....	7 (2x), last vs. Alabama (5/8/02)
Doubles.....	4, vs. Alabama (5/11/02)
Triples.....	-
Home Runs.....	2 (2x), last vs. Alabama (5/8/14)
Sacrifice Hits.....	5, vs. Tennessee (5/9/03)
Sacrifice Flies.....	1 (5x), vs. LSU (5/15/04)

PITCHING

Innings.....	9.0, vs. Tennessee (5/9/15)
Strikeouts.....	8, vs. Alabama (5/13/04)
Hits.....	13, vs. Alabama (5/13/05)
Runs.....	9 (3x) last vs. Florida (5/13/10)
Earned Runs.....	7, vs. Alabama (5/13/05)
Walks.....	6, vs. Alabama (5/13/05)

INDIVIDUAL

HITTING

At Bats.....	5 (5x), last Carlee Wallace vs. Tennessee (5/9/15)
Runs.....	3 (2x), last Emily Carosone vs. Alabama (5/8/15)
Hits.....	4 (2x), last Emily Carosone vs. Tennessee (5/9/15)
RBI.....	4, Michelle Martin vs. Alabama (5/12/01)
Doubles.....	1 (31x), last Whitney Jordan vs. LSU (5/14/16)
Triples.....	-
Home Runs.....	1 (15x), last Tiffany Howard vs. LSU (5/14/16)
Sacrifice Hits.....	2 (2x), Martha Phillips vs. Tennessee (5/9/03)
Sacrifice Flies.....	1 (5x), last Carlee Wallace vs. Alabama (5/8/15)
Stolen Bases.....	1 (19x), last Whitney Jordan vs. LSU (5/14/16)

PITCHING

Innings.....	8.2, Kristen Keyes vs. Tennessee (5/9/03)
Strikeouts.....	7, Anna Thompson vs. Florida (5/7/09)
Hits Allowed.....	13, Jamie Rasmussen vs. LSU (5/11/00)
Runs Allowed.....	8, Jamie Rasmussen vs. LSU (5/11/00)
Earned Runs Allowed.....	7, Jamie Rasmussen vs. LSU (5/11/00)
Walks Allowed.....	5, Jamie Rasmussen vs. LSU (5/11/00)

AUBURN VS. TEAMS

Alabama.....	3-5
Arkansas.....	0-0
Florida.....	4-3
Georgia.....	0-2
Kentucky.....	0-0
LSU.....	4-6
Mississippi State.....	1-1
Missouri.....	1-0
Ole Miss.....	0-0
South Carolina.....	3-1
Tennessee.....	2-3
Texas A&M.....	0-0
Total.....	18-21

AUBURN VS. SEEDS

No. 1.....	2-8
No. 2.....	2-4
No. 3.....	3-4
No. 4.....	0-1
No. 5.....	3-2
No. 6.....	1-1
No. 7.....	3-0
No. 8.....	4-0
No. 9.....	0-0
No. 10.....	0-0
No. 11.....	0-0
No. 12.....	0-0

AUBURN AS SEEDS

No. 1.....	0-0
No. 2.....	3-0
No. 3.....	2-2
No. 4.....	6-2
No. 5.....	1-2
No. 6.....	2-4
No. 7.....	1-5
No. 8.....	2-5
No. 9.....	1-1
No. 10.....	0-0
No. 11.....	0-0
No. 12.....	0-0

**2002 • TALLAHASSEE, FLA. • NO. 4 SEED**

Date	Opponent	Result	Auburn Pitcher (Record)
5/16	Florida State	L, 2-1	Keyes (21-11)
5/17	FAU	L, 4-2	Keyes (21-12)

2004 • STANFORD, CALIF. • NO. 2 SEED

Date	Opponent	Result	Auburn Pitcher (Record)
5/20	Hofstra	L, 1-0 (9)	Keyes (27-11)
5/20	Fresno State	L, 3-1 (10)	Keyes (27-12)

2005 • AUBURN, ALA. • NO. 2 SEED

Date	Opponent	Result	Auburn Pitcher (Record)
5/20	Florida State	L, 5-0	Currie (24-10)
5/21	Florida A&M	W, 11-2 (6)	DiPietro (23-7)
5/21	Florida State	L, 2-0	Currie (24-11)

2006 • TUCSON, ARIZ. • NO. 2 SEED

Date	Opponent	Result	Auburn Pitcher (Record)
5/18	Ohio State	L, 1-0 (10)	Currie (18-13)
5/19	Marist	W, 14-0 (5)	Currie (19-13)
5/19	Ohio State	W, 4-0	DiPietro (16-7)
5/20	Arizona	L, 4-2	Currie (19-14)

2008 • COLLEGE STATION, TEXAS • NO. 2 SEED

Date	Opponent	Result	Auburn Pitcher (Record)
5/16	Louisiana Tech	L, 1-0 (12)	Thompson (12-12)
5/17	Stephen F. Austin	W, 2-0	Schmalz (8-3)
5/17	Louisiana Tech	L, 2-1	Schmalz (8-4)

2009 • ATLANTA, GA. • NO. 3 SEED

Date	Opponent	Result	Auburn Pitcher (Record)
5/15	Iowa	W, 1-0	Thompson (15-15)
5/16	Georgia Tech	L, 1-4	Thompson (15-16)
5/17	Boston University	L, 0-5	Thompson (15-17)

2010 • ATLANTA, GA. • NO. 3 SEED

Date	Opponent	Result	Auburn Pitcher (Record)
5/21	Oregon	L, 1-0	Thompson (17-10)
5/22	Jacksonville State	W, 15-1	Loree (4-5)
5/22	Georgia Tech	L, 4-1	Bunner (7-9)

2011 • SEATTLE, WASH. • NO. 2 SEED

Date	Opponent	Result	Auburn Pitcher (Record)
5/19	BYU	L, 2-1	Bunner (16-7)
5/20	Portland State	W, 2-1	Schmalz (15-6)
5/20	BYU	L, 4-3	Loree (9-7)

2012 • AUSTIN, TEXAS. • NO. 2 SEED

Date	Opponent	Result	Auburn Pitcher (Record)
5/18	Houston	L, 2-1	Lauren Schmalz (9-8)
5/19	Texas	L, 6-1	Lauren Schmalz (9-9)

2014 • MINNEAPOLIS, MINN. • NO. 2 SEED

Date	Opponent	Result	Auburn Pitcher (Record)
5/16	North Dakota St.	L, 5-2	Davis (20-11)
5/17	Green Bay	W, 9-1 (5)	Mavromat (3-2)
5/17	North Dakota St.	W, 1-0	Davis (21-11)
5/18	Minnesota	W, 4-3 (8)	Davis (22-11)
5/18	Minnesota	L, 8-6	Davis (22-12)

2015 • AUBURN, ALA. • NO. 1 SEED

Date	Opponent	Result	Auburn Pitcher (Record)
5/15	Tennessee Tech	W, 4-1	Davis (22-2)
5/16	South Alabama	W, 1-0	Harper (12-4)
5/17	South Alabama	W, 7-4	Walters (18-3)

2016 • AUBURN, ALA. • NO. 1 SEED

Date	Opponent	Result	Auburn Pitcher (Record)
5/20	Jacksonville State	W, 2-1	Walters (10-3)
5/21	USC Upstate	W, 6-1	Carlson (16-1)
5/22	Jacksonville State	W, 14-2 (5)	Harper (7-2)



TEAM

HITTING

Offense

At Bats	35, vs. Jacksonville State (5/22/10)
Runs.....	15, vs. Jacksonville State (5/22/10)
Hits.....	18, vs. Jacksonville State (5/22/10)
RBI	14, vs. Marist (5/19/06)
Doubles	4 (2x), last vs. Green Bay (5/17/14)
Triples	1 (4x), last vs. South Alabama (5/17/15)
Home Runs.....	3, vs. Jacksonville State (5/22/10)
Sacrifice Hits.....	3, vs. Portland State (5/20/11)
Sacrifice Flies.....	1 (4x), last vs. Jacksonville State (5/20/156)
Stolen Bases	3, vs. Iowa (5/15/09)

PITCHING

Innings.....	10, vs. Ohio State (10/18/06)
Strikeouts	17, vs. Fresno State (5/20/04)
.....	17, vs. Hofstra (5/20/04)
Hits.....	11, vs. Minnesota (5/18/14)
Runs	8, vs. Minnesota (5/18/14)
Earned Runs	7, vs. Minnesota (5/18/14)

INDIVIDUAL

HITTING

At Bats	5 (5x), last Emily Carosone/Kasey Cooper vs. S. Alabama (5/17/15)
Runs.....	3 (2x), Jade Rhodes vs. Jacksonville State (5/22/16)
Hits..	4 (2x), Kyndall White/Elizabeth Eisterhold vs. Jacksonville St. (5/22/10)
RBI	4 (4x), last Tiffany Howard vs. Jacksonville State (5/22/16)
Doubles	2, Kelsey Cartwright vs. Jacksonville State (5/22/10)
Triples	1 (4x), last Jade Rhodes vs. South Alabama (5/17/15)
Home Runs.....	1 (16x), last Tiffany Howard vs. Jacksonville State (5/22/16)
Sacrifice Hits.....	2 (2x), Ashley Griffin vs. Ohio State (5/19/06)
Sacrifice Flies.....	1 (3x), last Carlee Wallace vs. Jacksonville State (5/20/16)
Stolen Bases	2 (2x), last Kyndall White vs. Jacksonville State (5/22/10)

PITCHING

Innings.....	10, Holly Currie vs. Ohio State (5/18/06)
Strikeouts	17, Kristen Keyes vs. Fresno State (5/20/04)
.....	17, Kristen Keyes vs. Hofstra (5/20/04)
Hits Allowed.....	10, Lexi Davis vs. Minnesota (5/18/14)
Runs Allowed	8, Lexi Davis vs. Minnesota (5/18/14)
Earned Runs Allowed	7, Lexi Davis vs. Minnesota (5/18/14)
Walks Allowed.....	4 (2x), last Lexi Davis vs. South Alabama (5/16/15)

AUBURN VS. TEAMS

Arizona.....	0-1
Boston Universtiy.....	0-1
BYU	0-2
Florida Atlantic.....	0-1
Florida A&M.....	1-0
Florida State	0-3
Fresno State.....	0-1
Georgia Tech	0-2
Green Bay.....	1-0
Hofstra	0-1
Houston.....	0-1
Iowa.....	1-0
Jacksonville State	3-0
Louisiana Tech.....	0-2
Marist.....	1-0
Minnesota.....	1-1
North Dakota State.....	1-1
Ohio State	1-1
Oregon	0-1
Portland State	1-0
South Alabama	2-0
Stephen F. Austin	1-0
Tennessee Tech.....	1-0
Texas.....	0-1
USC Upstate.....	1-0
Total.....	16-20

AUBURN AS SEEDS

No. 1.....	6-0
No. 2.....	8-14
No. 3.....	2-4
No. 4.....	0-2



2015 • AUBURN, ALA. • NO. 1 SEED

Date	Opponent	Result	Auburn Pitcher (Record)
5/22	UL-Lafayette	12-11 (8)	Davis (23-2)
5/23	UL-Lafayette	6-3	Davis (24-2)

2016 • AUBURN, ALA. • NO. 1 SEED

Date	Opponent	Result	Auburn Pitcher (Record)
5/28	Arizona	L, 5-3	Carlson (16-2)
5/29	Arizona	W, 4-1	Martin (14-3)
5/29	Arizona	W, 6-1	Carlson (17-2)

AUBURN VS. TEAMS

Arizona	2-1
UL-Lafayette	2-0
Total	4-1

AUBURN AS SEEDS

No. 1	4-0
No. 2	0-0
No. 3	0-0
No. 4	0-0

TEAM

HITTING

At Bats	36, vs. UL-Lafayette (5/22/15)
Runs	12, vs. UL-Lafayette (5/22/15)
Hits	11, vs. UL-Lafayette (5/22/15)
RBI	12, vs. UL-Lafayette (5/22/15)
Doubles	2, vs. UL-Lafayette (5/22/15)
Triples	-
Home Runs	2, vs. UL-Lafayette (5/22/15)
Sacrifice Hits	1, vs. Arizona (5/28/16)
Sacrifice Flies	1, vs. Arizona (5/30/16)
Stolen Bases	1, vs. UL-Lafayette (5/23/15)

PITCHING

Innings	8.0, vs. UL-Lafayette (5/22/15)
Strikeouts	5, vs. UL-Lafayette (5/22/15)
Hits	12, vs. UL-Lafayette (5/22/15)
Runs	11, vs. UL-Lafayette (5/22/15)
Earned Runs	11, vs. UL-Lafayette (5/22/15)

INDIVIDUAL

HITTING

At Bats	6, Brandi Melero vs. UL-Lafayette (5/22/15)
Runs	2 (6x), last Kasey Cooper/Tiffany Howard vs. Arizona (5/30/16)
Hits	3 (2x), last Morgan Estell vs. UL-Lafayette (5/23/15)
RBI	3 (2x), last Kasey Cooper vs. UL-Lafayette (5/23/15)
Doubles	1 (6x), last Emily Carosone vs. Arizona (5/30/16)
Triples	-
Home Runs	1 (5x), last Haley Fagan vs. Arizona (5/30/16)
Sacrifice Hits	1, Victoria Draper vs. Arizona (5/28/16)
Sacrifice Flies	1, Carlee Wallace vs. Arizona (5/30/16)
Stolen Bases	1, Brandi Melero vs. UL-Lafayette (5/23/15)

PITCHING

Innings	7.0 (3x), last vs. Arizona (5/30/16)
Strikeouts	4, Rachael Walters vs. UL-Lafayette (5/22/15)
Hits Allowed	9 (2x), last Kaylee Carlson vs. Arizona (5/30/16)
Runs Allowed	7, Marcy Harper vs. UL-Lafayette (5/22/15)
Earned Runs Allowed	7, Marcy Harper vs. UL-Lafayette (5/22/15)
Walks Allowed	8, Lexi Davis vs. UL-Lafayette (5/23/15)



2015 • OKLAHOMA CITY, OKLA. • NO. 4 OVERALL SEED

Date	Opponent	Result	Auburn Pitcher (Record)
5/28	(5) LSU	L, 6-1	Harper (12-5)
5/30	(8) Tennessee	W, 4-2	Davis (25-2)
5/30	(7) UCLA	W, 11-10 (10)	Davis (26-2)
5/31	(1) Florida	L, 3-2 (9)	Davis (26-3)

2016 • OKLAHOMA CITY, OKLA. • NO. 4 OVERALL SEED

Date	Opponent	Result	Auburn Pitcher (Record)
6/2	(12) UCLA	W, 10-3	Carlson (18-2)
6/4	(16) Georgia	W, 4-3	Walters (11-3)
6/5	(8) Florida State	W, 8-7 (8)	Carlson (19-2)
6/6	(3) Oklahoma	L, 3-2	Davis (6-1)
6/7	(3) Oklahoma	W, 11-7	Martin (15-3)
6/8	(3) Oklahoma	L, 2-1	Martin (15-4)

AUBURN VS. TEAMS

Florida.....	0-1
Florida State.....	1-0
Georgia.....	1-0
LSU.....	0-1
Oklahoma.....	1-2
Tennessee.....	1-0
<u>UCLA.....</u>	<u>2-0</u>
Total.....	6-4

AUBURN AS SEEDS

No. 1.....	0-0
No. 2.....	0-0
No. 3.....	0-0
No. 4.....	6-4
No. 5.....	0-0
No. 6.....	0-0
No. 7.....	0-0
No. 8.....	0-0

TEAM

HITTING

At Bats.....	37, vs. Florida (5/31/15)
Runs.....	11 (2x), last vs. Oklahoma (6/7/16)
Hits.....	13, vs. Oklahoma (6/7/16)
RBI.....	11, vs. Oklahoma (6/7/16)
Doubles.....	3, vs. UCLA (6/2/16)
Triples.....	1, vs. Oklahoma (6/7/16)
Home Runs.....	3 (2x), vs. Oklahoma (6/7/16)
Sacrifice Hits.....	1 (x6), last vs. Florida State (6/5/16)
Sacrifice Flies.....	1 (3x), vs. Georgia (6/4/16)
Stolen Bases.....	-

PITCHING

Innings.....	10.0, vs. UCLA (5/30/15)
Strikeouts.....	6 (2x), vs. Florida State (6/5/16)
Hits.....	17, vs. UCLA (5/30/15)
Runs.....	10, vs. UCLA (5/30/15)
Earned Runs.....	9, vs. UCLA (5/30/15)

INDIVIDUAL

HITTING

At Bats.....	6, Tiffany Howard vs. UCLA (5/30/15)
Runs.....	3 (3x), Tiffany Howard vs. Oklahoma (6/7/16)
Hits.....	4, Tiffany Howard vs. Oklahoma (6/7/16)
RBI.....	4 (x3), last Emily Carosone vs. Oklahoma (6/7/16)
Doubles.....	2, Kasey Cooper vs. UCLA (6/2/16)
Triples.....	1, Tiffany Howard vs. Oklahoma (6/7/16)
Home Runs.....	1 (9x), Jade Rhodes vs. Oklahoma (6/8/16)
Sacrifice Hits.....	1 (5x), last Victoria Draper vs. UCLA (6/2/16)
Sacrifice Flies.....	1 (3x), last Emily Carosone vs. Georgia (6/4/16)
Stolen Bases.....	-

PITCHING

Innings.....	7.1, Lexi Davis vs. Florida (5/31/15)
Strikeouts.....	5 (2x), last Kaylee Carlson vs. Florida State (6/5/16)
Hits Allowed.....	10, Marcy Harper vs. UCLA (5/30/15)
Runs Allowed.....	5 (3x), last Kaylee Carlson vs. Oklahoma (6/7/16)
Earned Runs Allowed.....	5, Marcy Harper vs. LSU (5/28/15)
Walks Allowed.....	9, Lexi Davis vs. Florida (5/31/15)



ALL-TIME LETTERWINNERS



- A -

Jenna Abbott..... 2014, 15, 16
 Lolani Alvarez..... 2004, 05
 Shannon Anderson..... 2002, 03, 04
 Kasey Angulo 2002, 03
 Ashley Arcuri 2006, 07

- B -

Liza Baker..... 1999
 Krista Barts 2004, 05, 06
 Jorja Bell 2006, 07, 08
 Amy Bellanca..... 1997
 Kim Blair 1997, 98, 99
 Kelsey Bogaards..... 2013, 14, 15, 16
 Angel Bunner 2008, 10, 11, 12
 Lindsday Burke..... 1997

- C -

Ashley Camp 1997, 98
 Kaylee Carlson..... 2016
 Emily Carosone..... 2013, 14, 15, 16
 Kelsey Cartwright..... 2010, 11
 Lindsey Chitwood..... 2001, 02, 03, 04
 Becky Cleary 1997, 98, 99, 2000
 Krista Clyde..... 2008, 10
 Arin Cobb..... 2001
 Katie Colton 2008, 09, 10, 11
 Kasey Cooper..... 2014, 15, 16
 Wendy Cork..... 1997, 98, 99
 Amy Crotts 1997, 98, 99
 Holly Currie..... 2004, 05, 06, 07

- D -

Amy Dalsing..... 1997, 98, 99
 Lexi Davis 2013, 14, 15, 16
 Brittany Day..... 2005, 06, 07, 08
 Sara Dean..... 2002, 03, 04, 05
 Jenny Diaz 2003, 04
 Madison Dickey 2015, 16
 Beth DiPietro..... 2004, 05, 06
 Tara Donaldson 2006
 Starr Dorsey 2005, 06, 08
 Victoria Draper 2015, 16
 Lily DuBois..... 2000, 01, 02

- E -

Elizabeth Eisterhold 2009, 10, 11, 12
 Brenda Espinoza..... 1997, 98
 Morgan Estell..... 2011, 12, 13, 14, 15

- F -

Haley Fagan 2015, 16
 Cami Fenn 2001, 02, 03, 04
 Tatiana Fernandez 2006, 07, 08, 09
 Myesha Finney 2006, 07, 08, 09
 Bree Fornis 2016
 Kim Freeland..... 2000, 01, 02, 03
 Tyanne Fries..... 2002, 03

- G -

Heather Garrison 2006
 Sara Ghezzi..... 2004, 05, 06, 07
 Anna Gibbs 2014, 15, 16
 Madi Gipson..... 2014, 16
 Taryn Gray 2006, 07, 08, 09
 Ashley Griffin..... 2003, 04, 05, 06
 Nicole Groves 1999
 Lauren Guzman 2009, 10, 11, 12

- H -

Rasheedah Hameed..... 2000, 01, 02
 Jennifer Hammock..... 2000, 01, 02, 03
 Marcy Harper 2013, 14, 15, 16
 Lindsey Harrelson 2007, 09, 10
 Amber Harrison 2009, 10, 11, 12
 Kris Heneghan..... 1997, 98, 99
 Tiffany Howard..... 2013, 14, 15, 16
 Alicia Hunolt 2007, 08

- J -

Jennifer Joiner..... 2000
 Paige Jones..... 2002, 03, 04, 05
 Caitlin Jordan..... 2012, 13
 Whitney Jordan 2015, 16

- K -

Kristen Keyes..... 2002, 03, 04
 McKenzie Kilpatrick..... 2012, 13, 14, 15
 Krista Klein 2007, 08
 Erika Koivula..... 1998
 Jen Kraemer..... 1999, 2000, 01

- L -

Brooke Lathan..... 2012, 13
 Jennifer Lofton 2000, 01, 02
 Jenee Loree..... 2009, 10, 11, 12

**- M -**

Jessica Martin	2007, 08
Makayla Martin	2016
Michelle Martin	1998, 99, 2000, 01
Robin Martin	2003, 04, 05, 06
Alexa Martinez	2009
Hilary Mavromat	2011, 12, 13, 14
Kristina McCain	2004, 05, 06
Casey McCrackin	2016
Maris Medina	2011, 12, 13, 14
Branndi Melero	2012, 13, 14, 15
Maria Mitchell	2014, 15, 16
Megan Mitchell	2008, 09, 10
Denisse Montalvo	1997, 98, 99
Ashley Moore	1999, 2000, 01, 02
Tracy Murdock	2002
Morgan Murphy	2009, 11, 12
Kimberlee Myers	2015, 16

- N -

Anne Norton	2003, 04, 05
Jill Nunnally	1997

- O -

Sarah Orozco	1999, 2000, 01
--------------	----------------

- P -

Jennifer Page	1997, 98
Alyssia Palomino	2011
Marcella Passarelli	1998, 99, 2000, 01
Mary Petrie	1998, 99, 2000, 01
Martha Phillips	2001, 02, 03, 04
Morgan Podany	2016
Kimball Pratt	1998, 99, 2000, 01

- R -

Holly Ragsdale	2009, 10
Jamie Rasmussen	1999, 2000, 01
Jade Rhodes	2013, 14, 15, 16
Kristyn Richards	2012, 13, 14
Jordan Rocker	2013, 14, 15
Nicole Russo	2005, 06, 07

- S -

Aurora Salter	2009, 10
Lauren Schmalz	2008, 10, 11, 12
Caitlin Schultze	2010, 11, 12, 13
Brittany Scott	2005, 06, 07, 08
Renee Sease	1997
Amy Shaw	2005, 06

Courtney Shea	2015, 16
Elizabeth Slator	1999
Kelley Smiley	2010, 11
Emily Spain	2015, 16
Janet Spivey	2003
Caitlin Stangl	2010, 11
Chris Steiner	1997, 98, 99
Baylee Stephens	2010, 11, 12, 13
Kelly Sutton	2001, 02

- T -

Anna Thompson	2007, 08, 09, 10
Robin Thornburg	2001, 02, 03
Cassie Trosclair	2008, 09

- V -


Jodie Van Ooyen	2000, 01, 02, 03
Kendall Veach	2016

- W -

Sydne Waldrop	2014, 15, 16
Carlee Wallace	2015, 16
Rachael Walters	2015, 16
Lauren Walton	2004, 05, 06, 07
Austyn West	2013, 14
Kyndall White	2008, 09, 10, 11
Angela Williams	1997
Karie Williams	2001, 02
Liana Wuchte	2010, 11, 12, 13
Whitney Wyatt	2007

- Z -

Deni Zeigler	2000, 01, 02, 03
--------------	------------------



00
Carlee
WALLACE
C » Jr.



1
KK
CROCKER
INF » Fr.



2
Haley
FAGAN
INF » R-Sr.



3
Whitney
JORDAN
OF » Jr.



4
Madi
GIPSON
OF » R-Jr.



6
Laney
JOYNER
INF » Fr.



7
Emily
SPAIN
INF » Jr.



8
Brittany
MARESETTE
OF » Fr.



9
Tannon
SNOW
INF » So.



10
Carmyn
GREENWOOD
OF » Fr.



11
Casey
MCCRACKIN
INF » So.



13
Kasey
COOPER
INF » Sr.



14
Ashlee
SWINDLE
RHP » Fr.



15
Bree
FORNIS
OF » So.



16
Kaylee
CARLSON
RHP » Jr.



17
Morgan
PODANY
OF » So.



18
Justus
PERRY
INF » Fr.



21
Alyssa
RIVERA
OF/INF » Fr.



23
Breanna
GUTIERREZ
C » Fr.



24
Kendall
VEACH
INF » So.



27
Victoria
DRAPER
OF » R-Jr.



29
Makayla
MARTIN
RHP » So.



30
Alexa
NEMETH
LHP » Fr.



44
Jenna
ABBOTT
P/DP » Sr.



77
Sydne
WALDROP
OF » Sr.




93
Courtney
SHEA
C » Jr.



HC
Clint
MYERS
4th season



AC
Corey
MYERS
4th season



AC
Scott
WOODARD
4th season



VC
Casey
MYERS
2nd season



DO
Megan
REYNOLDS
1st season