

# AUBURN TIGERS SOFTBALL



2016 MEDIA SUPPLEMENT



# CONTENTS / QUICK FACTS

## GENERAL INFORMATION

Contents/Quick Facts.....2  
 Media Info.....3  
 2015 Schedule.....4

All-Time Opponents.....73  
 Honors and Awards.....74  
 Auburn All-Americans.....75  
 Team Records.....76-79  
 Auburn Letterwinners.....81

## COACHING STAFF

Clint Myers.....5-6  
 Assistant Coach Scott Woodward.....7  
 Assistant Coach Corey Myers.....7  
 2015 Team Roster.....8  
 Radio/TV Roster.....9

## 2016 AUBURN TIGERS.....11-51

## 2015 SEASON REVIEW

2015 Year in Review.....52-53  
 2015 Schedule and Results.....54  
 2015 Auburn Overall Stats.....55-56  
 2015 StatCrew Schedule Results.....57

## AUBURN TIGERS HISTORY AND RECORDS

Year-by-Year Results.....59-66  
 All-time Results/Statistical History.....67-68  
 NCAA Regional History.....69  
 NCAA Super Regional History.....70  
 Women's College World Series History.....71  
 SEC Tournament History.....72



## UNIVERSITY INFORMATION

School.....Auburn University  
 City / Zip.....Auburn, Ala. / 36831  
 Founded.....Oct. 1, 1856  
 Enrollment.....27,287  
 Nickname.....Tigers  
 Colors.....Burnt Orange and Navy Blue  
 Affiliation.....NCAA Division I  
 Conference.....Southeastern Conference  
 President.....Dr. Jay Gogue  
     Alma Mater.....Auburn (1969)  
 Athletic Director.....Jay Jacobs  
     Alma Mater.....Auburn (1985)  
 S. Women's Admin.....Meredith Jenkins  
     Alma Mater.....Florida State (1992)  
 University Website.....www.Auburn.edu  
 Athletics Website.....AuburnTigers.com  
 Twitter.....@Auburn\_Softball

## AUBURN PROGRAM HISTORY

First Year of Softball.....1997  
 All-Time Record.....660-488-2  
 All-Time SEC Record.....241-292  
 NCAA Tournament Appearances.....11  
 SEC Tournament Appearances.....15  
 NCAA Postseason Record.....16-22  
 SEC Tournament Record.....15-21  
 At Jane B. Moore Field.....319-153-1  
 At AU City Complex ('97-'98).....19-9  
 Total Home Record.....338-162-1

## STAFF INFORMATION

Head Coach.....Clint Myers  
     Alma Mater.....Arizona St., 1976  
 Career Record.....1,412-367-1 (.793)  
 Record at Auburn.....98-30-1

Assistant Coach.....Scott Woodard  
     Alma Mater.....W. New Mexico, 1985  
 Assistant Coach.....Corey Myers  
     Alma Mater.....Desert Vista HS  
 Director of Operations.....Jim Beitia  
     Alma Mater.....Cal St. Sacram., 1981

## STADIUM INFORMATION

Stadium (Capacity).....Jane B. Moore Field  
 (2,346)

## 2015 TEAM INFORMATION

2015 Overall Record.....56-11  
 2015 Conference Record (Finish).....18-6  
 (2nd)

## 2015 OUTLOOK

Letterwinners Returning/Lost.....20/3  
 Position Starters Returning/Lost.....15/3  
 Pitchers Returning/Lost.....4/0  
 Newcomers.....9

## COMMUNICATIONS INFO

Communications Contact .....  
 John Thomas  
  
 Thomas E-Mail .....  
 john.thomas@auburn.edu  
  
 Thomas Phone.....  
 (334) 750-9245

## MEDIA SUPPLEMENT CREDITS

The 2016 Auburn University softball media supplement was produced by the AU Communications Department. Writing, typesetting and editing by **John Thomas**.

**Editorial assistance:** Evan Roberts, Josh Wetzel, Cassie Arner, Mike McGrory



@Auburn\_Softball



Auburn Tigers Softball



@Auburn\_\_Softball



UNDER ARMOUR®

Wilson



## MEDIA INFORMATION

### AUBURN COMMUNICATIONS



**John Thomas**, Assistant Director of Communications, is the primary media coordinator for the Tiger softball team.

**Phone:** 334-750-9245

**Fax:** 334-844-9807

**Cell Phone:** Same as above phone

**E-mail:** john.thomas@auburn.edu

### PRESS SERVICES

Members of the media are supplied with weekly release packages, which contain updated statistics, features and information on what is ahead. On game day, the communications staff will distribute immediate results, notes, statistics and other pertinent information.

### CREDENTIALS

All Auburn home and tournament games will require a media credential for admittance into Jane B. Moore Field. All requests and plans to cover the event MUST be placed through Auburn softball SID John Thomas via email or telephone.

### INTERVIEWS

All interviews for head coach Clint Myers, student-athletes and assistant coaches must be coordinated through John Thomas. Requests should be submitted at least 24 hours in advance. Other than post-game interviews, interview days are scheduled prior to practice one day per week. Contact John Thomas for updated information. Phone interviews with out-of-town media can be arranged.

### TELEPHONE

Phones are available for working press in the press box. Out-of-town radio wishing to broadcast should contact John Thomas for specifics on phone line usage at least one week prior to the game.

### AUBURNTIGERS.COM

Game stories, game notes, news releases, schedules, results, statistics, history and much more can be found on the Auburn University athletics home page at [www.AuburnTigers.com](http://www.AuburnTigers.com).

### COMPETITION FACILITY

Jane B. Moore Field is located along the intersection of Samford Avenue and Wire Road across from the intramural fields. Fans and media can access parking along Biggio Road or anywhere around Moore Field.

### PHOTOGRAPHY

Please contact John Thomas or another member of the AU Communications staff for information regarding shooting restrictions upon arrival at Jane B. Moore Field.

### TICKET INFORMATION

Admission to all Tiger regular-season games are charged. If the team plays host to post-season action, admission will also be charged. Contact the Auburn Ticket Office at 855-282-2010 or 334-844-4040 for more information. Fans can also check online at [AuburnTigers.com](http://AuburnTigers.com) for ticket pricing and ticket packages.

### COMMUNICATIONS DEPARTMENT

The Communications Office is located on the third floor of the Athletics Complex on South Donahue Drive in Auburn, Ala.

**Phone Number:** 334-844-9800

**Fax Number:** 334-844-9807

### **Mailing Address:**

Auburn Athletics Complex, 392 South Donahue Drive, Auburn, AL 36849

### COMMUNICATIONS STAFF

#### **Associate Athletic Directors**

Kirk Sampson (Football)

Cassie Arner

#### **Assistant Athletic Director**

Shelly Poe (Football, MTN)

#### **Director of Communications**

Chuck Gallina (MBB, MGLF)

#### **Associate Director**

Daniel Froehlich (FB, S&D, WTN)

#### **Assistant Directors**

Taylor Bryan (Football, Baseball)

Wes Todd (WBB, WGLF)

John Thomas (Soccer, Softball)

#### **Communications Intern**

Evan Roberts (T&F, XC, Equestrian)

#### **Communications Assistant**

Kendra Willard (GYM, VB)

#### **Administrative Assistant**

Kathy Harker

#### **Videographer**


Andrew Aaron

#### **Photographer**

Wade Rackley



# 2016 SCHEDULE



DAY	DATE	OPPONENT	LOCATION	TIME
Thurs.	Feb. 11	App. State	AUBURN	6 p.m.
<b>PLAINS MAN INVITE</b>				
Fri.	Feb. 12	Western Ky.	AUBURN	5:30 p.m.
Sat.	Feb. 13	Butler	AUBURN	12:30 p.m.
Sat.	Feb. 13	Furman	AUBURN	3 p.m.
Sun.	Feb. 14	App. State	AUBURN	1 p.m.
Wed.	Feb. 17	UCF	Orlando, Fla.	4:30 p.m.
<b>MICHELE SMITH INVITATIONAL</b>				
Fri.	Feb. 19	Oklahoma St.	Clearwater, Fla.	2:45 p.m.
Fri.	Feb. 19	USF	Clearwater, Fla.	5 p.m.
Sat.	Feb. 20	James Madison	Clearwater, Fla.	10:15 a.m.
Sat.	Feb. 20	DePaul	Clearwater, Fla.	12:45 p.m.
Sun.	Feb. 21	Fordham	Clearwater, Fla.	8 a.m.
Thu.	Feb. 25	Boston College	AUBURN	5:30 p.m.
<b>TIGER INVITATIONAL</b>				
Fri.	Feb. 26	Boston College	AUBURN	5:30 p.m.
Sat.	Feb. 27	St. John's	AUBURN	12:30 p.m.
Sat.	Feb. 27	Western Illinois	AUBURN	3 p.m.
Sun.	Feb. 28	Indiana State	AUBURN	1 p.m.
Tue.	March 1	UAB	Birmingham, Ala.	6 p.m.
Thu.	March 3	Murray State	AUBURN	5:30 p.m.
<b>WILSON/DEMARINI CLASSIC</b>				
Fri.	March 4	Indiana	AUBURN	5:30 p.m.
Sat.	March 5	Murray State	AUBURN	12:30 p.m.
Sat.	March 5	Bryant	AUBURN	3 p.m.
Sun.	March 6	Georgia State	AUBURN	2:30 p.m.
Wed.	March 9	Tennessee St. (DH)	AUBURN	4/6:30 p.m.
Sat.	March 12	Florida*	AUBURN	7:30 p.m.
Sun.	March 13	Florida*	AUBURN	4 p.m.
Mon.	March 14	Florida*	AUBURN	6 p.m.
Wed.	March 16	Samford	Birmingham, Ala.	5 p.m.
Fri.	March 18	Miss. State*	Starkville, Miss.	6 p.m.
Sat.	March 19	Miss. State*	Starkville, Miss.	2 p.m.
Sun.	March 20	Miss. State*	Starkville, Miss.	2 p.m.
Wed.	March 23	Georgia State	Atlanta, Ga.	4 p.m.
Fri.	March 25	South Carolina*	AUBURN	6 p.m.
Sat.	March 26	South Carolina*	AUBURN	6 p.m.
Sun.	March 27	South Carolina*	AUBURN	1 p.m.
Fri.	April 1	Kentucky*	Lexington, Ky.	5 p.m.
Sat.	April 2	Kentucky*	Lexington, Ky.	2 p.m.
Sun.	April 3	Kentucky*	Lexington, Ky.	12 p.m.
Wed.	April 6	Troy	AUBURN	6 p.m.
Fri.	April 8	Longwood	AUBURN	6 p.m.
Sat.	April 9	Longwood	AUBURN	6 p.m.
Sun.	April 10	Longwood	AUBURN	1 p.m.
Fri.	April 15	Arkansas*	Fayetteville, Ark.	6 p.m.
Sat.	April 16	Arkansas*	Fayetteville, Ark.	1 p.m.
Sun.	April 17	Arkansas*	Fayetteville, Ark.	3:30 p.m.

Wed.	April 20	Florida St. (DH)	AUBURN	4/6:30 p.m.
Fri.	April 22	Georgia*	AUBURN	6 p.m.
Sat.	April 23	Georgia*	AUBURN	1 p.m.
Sun.	April 24	Georgia*	AUBURN	4 p.m.
Sat.	April 30	Tennessee*	Knoxville, Tenn.	5 p.m.
Sun.	May 1	Tennessee*	Knoxville, Tenn.	6 p.m.
Mon.	May 2	Tennessee*	Knoxville, Tenn.	6 p.m.
Fri.	May 6	Texas A&M*	AUBURN	6 p.m.
Sat.	May 7	Texas A&M*	AUBURN	6 p.m.
Sun.	May 8	Texas A&M*	AUBURN	1 p.m.
		SEC Tournament	Starkville, Miss.	
		NCAA Regionals	Campus Sites	
		NCAA Super Regionals	Campus Sites	
		Women's CWS	Oklahoma City, Okla.	

All times listed are Central || \*-denotes SEC game ||  
Home games are listed in bold



## HEAD COACH CLINT MYERS ARIZONA STATE '76 | THIRD SEASON



Clint Myers, who led Arizona State to two NCAA Championships, was named Auburn softball's second head coach in program history on June 14, 2013. In eight years at the helm of the Sun Devil program, Myers took seven trips to the Women's College World Series. Most recently, he made his eighth trip to the WCWS, taking Auburn for the first time in program history in 2015.

In just his second season as the head Tiger, Myers guided the Auburn program to a record 56 wins and its first Women's College World Series appearance. It was a season of firsts for the Tigers as the team won its first NCAA Regional, first NCAA Super Regional and two games in its first WCWS.

Myers did it all in just year two on The Plains, setting records offensively in batting average (.339), runs (526), hits (606), home runs (99) and RBI (474). He also helped set records in attendance at Jane B. Moore Field. Over 36,000 fans attended Auburn softball games in 2015, including a season-high 2,006 that came out for the series finale against Alabama.

Emily Carosone, Kasey Cooper and Tiffany Howard were named NFCA All-Americans in 2015. Cooper and Carosone were named to the first team, while Howard made the third team for her first career All-American honor. In just two seasons under Myers, Auburn has had four players given All-American status; Carosone and Cooper became Auburn's first two-time All-Americans.

In 2014, his first with the Tigers, Myers led the team to 42 wins and only totaled 19 losses, tying for the second-most wins in one year in Auburn softball history. The team returned to the

SEC Tournament after a one-year hiatus and the NCAA Tournament reaching the Minneapolis Regional final against No. 14 Minnesota. Auburn took the Golden Gophers to a deciding final game with the winner advancing to an NCAA Super Regional, something Auburn had never done.

Under Myers, Auburn's offense skyrocketed to some of its highest totals in program history. The total number of runs scored (440), home runs hit (83) and RBI (411) were the highest in any season in Auburn's history. The team batting average (.305) was also the highest in the last nine years.

As important as offense was to his philosophy, Myers also put major emphasis on defense. The nation took notice as AU's fielding percentage tied for the best in the country in 2013. The Tigers generated a .979 fielding percentage, tying with Kansas and standing only one one-thousandth of a percent higher than Florida and Oklahoma in 2014 (.978). Auburn turned 38 double-plays that year, most in the SEC and second-most in the country.

Myers captained the Sun Devils to national titles in 2008 and 2011, and made the trip to Oklahoma City seven times in eight years. In his only miss of the WCWS, he took ASU to an NCAA Super Regional. Under his guidance, ASU has averaged 53 wins per season, including 60-plus wins twice. He became the third coach in Sun Devil softball history to amass 400 victories.

"I am very excited to begin what I expect to be a challenging, rewarding and fulfilling life change with my move to become the Head Softball Coach at Auburn University," Myers said. "This opportunity to coach with my family and to become part of what I feel is a total community family in the town of Auburn was one I absolutely could not pass up. Thank you for giving me and my family this 'Alabama Adventure'. We hope that you will enjoy the ride with us for years to come."

The Bismarck, N.D., native has also led his teams to great success off the field, twice being honored in the top 10 percent in APR scores among NCAA softball teams. ASU softball was recognized for the four-year cohort ending in 2010-11 and 2009-10, with a 2011 compiled

### MYERS COACHING FILE

- Coached 25 All-Americans in career, including three in 2015
- Won two National Championships with Arizona State (2008, 2011)
- Went 60-6 in 2011, earning the softball staff's second NFCA Coaching Staff of the Year honors
- Set ASU and NCAA records to leading the program to its first NCAA title in 2008 with an astonishing 66-5 record which earned he and his coaching staff their first NFCA Staff of the Year honors.
- Over eight years, he put together a 427-102 (.807) record at Arizona State to go with a 908-143 (.863) overall career record as a softball coach.
- Led seven of his eight Sun Devils teams to Women's College World Series appearances, which was a school record.
- Led his first Auburn squad to its first Women's College World Series in 2015, just his second year with the program.
- Inducted into the NFCA Hall of Fame in 2015.
- Inducted into the NJCAA Softball Hall of Fame in 1998 and the Arizona Softball Foundation Hall of Fame in 2001.
- Named NJCAA National Coach of the Year in 2002.
- Selected as the NSCA regional and national coach of the year in 1990, 1991 and 1992.
- Spent 19 successful years at Central Arizona College.
- Compiled an overall record of 887-235 between both softball and baseball teams at Central Arizona College.
- Head coach of Central Arizona baseball from 1996-2005, posting a 406-192 record and going to the Junior College World Series twice.
- Was named NJCAA Coach of the Year in 2002.
- Coached the Central Arizona softball team from 1987 to 1995 and building a record of 481-43 over those years.
- Guided the softball team to six NJCAA national titles, including five in a row (1988-1992).
- Earned NJCAA National Softball Coach of the Year honors six times at Central Arizona.
- Captured seven regional titles and nine ACCAC Conference titles.
- Coached at Casa Grande Union High School for three seasons and led them to league championships in 1977, 1978 and 1979.
- Coached in the Connie Mack Baseball League as the skipper of the Long Beach Cardinals from 1975-1976.



score of 998.

"When we began our search for a new softball coach, the goal was to find a proven winner who could help us compete for championships," Director of Athletics Jay Jacobs said. "We could not have found a coach who better fits that criteria than Clint Myers, who has consistently reached the pinnacle of success in college softball. Anytime you can hire a coach who has won two National Championships and been to the Women's College World Series seven out of eight years, it's obviously a huge win for your program. No less important is the fact that Coach Myers' student-athletes have also been consistent winners in the classroom. I am delighted to welcome Coach Myers and his wife, Katie, to the Auburn family."

Prior to his stint at ASU, Myers spent 19 highly successful years coaching Central Arizona College's baseball and softball teams. From 1996-2005, he was the head baseball coach where he took the Vaqueros' to the Junior College World Series twice, winning the NJCAA National Championship in 2002. Myers posted a 406-192 record (.678 winning pct.) at Central Arizona College and earned the NJCAA Coach of the Year award in 2002.

From 1987-95, Myers built a record of 481-43 (.917 winning pct.) as the skipper of the softball team. With softball, he won six national titles including a string of five straight from 1988-1992. He was named the NJCAA national coach of the year on six occasions. Myers was also

selected as the National Softball Coaches Association (NSCA) regional and National Coach of the Year in 1990, 1991 and 1992.

Myers was inducted into the NJCAA Softball Hall of Fame in 1998 and the Arizona Softball Foundation Hall of Fame in 2001.

A 1976 graduate of Arizona State, Myers was a member of the Sun Devil baseball team from 1970-73 and played on the College World Series runner-up squads in 1972 and 1973. He was later selected by the St. Louis Cardinals in the third round of the 1973 Major League Draft.

Myers and his wife, Katie, have two sons, Casey and Corey. They also have three grandchildren; grandsons, Cole and Christian, and granddaughter, Carlee.



2

1,006

8

**NCAA Championships**

**Wins in Softball**

**WCWS Appearances**

**MYERS YEAR-BY-YEAR RECORD**

Year	Overall	Conference	NCAA/NJCAA Tournament
1987-1995 (Central Arizona Softball)	481-43 (.918)	9 seasons	6 NJCAA Titles
1996-2005 (Central Arizona Baseball)	406-192 (.679)	11 seasons	1 NJCAA Title
2006 (Arizona State)	55-15	11-10 (4th)	WCWS Appearance
2007 (Arizona State)	54-17	13-8 (2nd)	WCWS Appearance
2008 (Arizona State)	66-5	18-3 (1st)	NCAA Champions
2009 (Arizona State)	47-19	10-11 (6th)	WCWS Appearance
2010 (Arizona State)	44-17	10-11 (4th)	NCAA Super Regional
2011 (Arizona State)	60-6	17-4 (1st)	NCAA Champions
2012 (Arizona State)	53-11	18-4 (2nd)	WCWS Appearance
2013 (Arizona State)	50-12	16-8 (T-2nd)	WCWS Appearance
2014 (Auburn)	42-19-1	11-13 (T-8th)	NCAA Regional
2015 (Auburn)	56-11	18-6 (2nd)	WCWS Appearance (3rd Place)



**ASSISTANT COACH SCOTT WOODARD** WESTERN NEW MEXICO '85 | THIRD SEASON

Scott Woodard joined the Auburn softball staff on July 8, 2013 as assistant coach. Woodard works with all aspects of the Tigers' program. Woodard previously served as assistant coach and recruiting coordinator with Clint Myers at Arizona State from 2011-13.

In just two years at ASU, Woodard helped head coach Clint Myers reach the Women's College World Series in both 2012 and 2013. Each season the team recorded over 50 wins and won twice at the 2012 WCWS against No. 12 Oregon and LSU. In Pac-12 play, the Sun Devils notched 34 wins in 48 total games. Overall, Woodard helped oversee a team that had a stellar record at home, going 40-4 in 2013 and 42-4 in 2012.

Prior to joining Arizona State in 2011, Woodard spent 15 years as the director of athletics and softball head coach at Western New Mexico University, his alma mater. While there, he restarted the softball program in 1998 and was at the helm of the club until

2011, only to return back in 2008.

Woodard coached four All-Americans at Western New Mexico and was an assistant on the 2004 NCAA West Region Championship squad that finished 5th at the NCAA Division II Championships.

Prior to starting the softball program at WNM, Woodard was the head coach of the school's baseball team for two seasons until the program was cut in 1993.

In addition to overseeing Western New Mexico's 11 intercollegiate athletic teams, Woodard served as an assistant coach for the Mustangs' football team from 1992-1996. As the team's offensive coordinator in 1995, Woodard helped the Mustangs to a 7-4 record and an upset of Cal State Northridge.

A native of Carlsbad, N.M., Woodard was an all-star shortstop for Western New Mexico and was twice named to the Rocky Mountain Athletic Conference All-Conference Team.

Woodard graduated from Western New Mexico in 1985 with a bachelor of science in biology and earned his master of arts in administration in 1986.

**ASSISTANT COACH COREY MYERS** DESERT VISTA HIGH SCHOOL '98 | THIRD SEASON

Corey Myers joined the Auburn softball staff Aug. 16, 2013 as assistant coach and oversees the pitching staff.

Last season, Myers guided a pitching staff that had a 3.59 ERA combined with 56 wins, 16 complete games and 10 shutouts. The 56 wins set a new Auburn single-season record as his pitchers threw over 400 innings with 221 earned runs, 283 strikeouts and only 203 walks, leading Auburn to its first Women's College World Series appearance and first SEC Tournament championship.

Lexi Davis finished at the top of the team with a 26-3 record, nine of those wins coming in SEC play. Davis's 26 wins in 2015 was the second-most in a single-season by any Auburn player in program history.

In 2014, just his first season in the Orange and Blue, Myers coached his pitchers to the most wins since 2005 (42). In 62 games, his pitchers threw 391 innings and tallied 285 strikeouts. Only 182 earned runs were given up as the duo of Lexi Davis and Marcy Harper continued their strong Auburn careers.

Both Davis and Harper combined for a feat that will stand alone for some time as the two hurlers combined for three consecutive no-hitters during the non-conference season. The feat had never been accomplished in Auburn history and was only the second time in SEC history.

Myers spent 2013 season as assistant coach and director of player development for the Birmingham (Ala.) Thunderbolts 18 Gold softball team. From 2009-2012, Myers owned and operated the CM Baseball & Softball Academy in Chandler, Ariz.

Myers also served as volunteer coach working with infielders and hitters for Arizona State softball from 2007-08, helping the Sun Devils to the 2008 NCAA championship.

In 1999, Myers was the fourth player taken in the first round of the MLB draft, going to the Arizona Diamondbacks. Myers

also played for the Los Angeles Angels and Chicago Cubs organizations from 1999-2007.

Myers and his wife Caitlin live in the Auburn area with their two sons Cole and Christian and their daughter Carlee.



# 2016 TEAM ROSTER

## AUBURN UNIVERSITY ALPHABETICAL ROSTER

No.	Name	Pos.	Ht.	B/T	Year	Hometown/Previous School
44	Jenna Abbott	P/1B	5-4	L/L	JR	Dawsonville, Ga. (Dawson County)
6	Blaire Bass	INF	5-4	R/R	FR	New Roads, La. (Catholic High of Pointe Coupee)
14	Kelsey Bogaards	SS	5-6	R/R	SR	Miami, Fla. (Palmetto)
16	Kaylee Carlson	RHP	5-10	R/R	SO	Garden Grove, Calif. (North Carolina)
5	Emily Carosone	INF	5-4	L/R	SR	Orlando, Fla. (Pine Castle Christian)
13	Kasey Cooper	INF	5-4	L/R	JR	Dothan, Ala. (Dothan HS)
23	Lexi Davis	RHP	6-2	R/R	JR	Charlotte, N.C. (Porter Ridge)
9	Madison Dickey	C	5-4	L/R	RS SR	Hoover, Ala. (Samford)
27	Victoria Draper	OF	5-6	L/R	RS SO	Moulton, Ala. (Lawrence County)
2	Haley Fagan	INF/OF	5-10	R/R	RS JR	Dunnellon, Fla. (Dunnellon)
15	Bree Fornis	OF	5-4	R/R	FR	Tuscaloosa, Ala. (Hillcrest)
10	Anna Gibbs	C	5-7	R/R	RS JR	Camden, Ala. (Wilcox Academy)
4	Madi Gipson	INF	5-6	R/R	RS SO	Hoover, Ala. (Spain Park)
22	Marcy Harper	RHP	5-6	R/R	SR	Hoover, Ala. (Hoover)
1	Tiffany Howard	OF	5-5	L/R	SR	Pembroke, Ga. (Bryan County)
3	Whitney Jordan	INF	5-10	R/R	SO	Athens, Ala. (Athens)
29	Makayla Martin	RHP	5-11	L/R	FR	San Diego, Calif. (Scripps Ranch)
11	Casey McCrackin	UTL	5-9	R/R	FR	Cantonment, Fla. (Tate)
30	Tali Milde	INF	5-9	R/R	FR	Douglasville, Ga. (Alexander)
12	Maria Mitchell	C	6-0	R/R	SR	Opelika, Ala. (Wallace St. CC)
33	Kimberlee Myers	INF	5-6	R/R	JR	Casa Grande, Ariz. (Washington)
17	Morgan Podany	OF	5-4	R/R	FR	Ponte Vedra, Fla. (Ponte Vedra)
8	Jade Rhodes	3B/OF	5-10	R/R	SR	Sarasota, Fla. (Sarasota)
93	Courtney Shea	C	5-10	L/R	SO	Mountain Brook, Ala. (Mountain Brook)
20	Hope Smith	OF	5-7	L/R	FR	Madison County, Fla. (Madison County)
7	Emily Spain	INF	5-4	L/R	SO	Pelham, Ala. (Pelham)
24	Kendall Veach	INF	5-9	R/R	FR	Selma, Ala. (Morgan Academy)
77	Sydne Waldrop	OF	5-3	L/R	JR	Springville, Ala. (Springville)
00	Carlee Wallace	C	5-2	R/R	SO	Alpine, Calif. (Valhalla)
19	Rachael Walters	LHP	5-9	L/L	SR	Powhatan, Va. (Washington)

## AUBURN UNIVERSITY NUMERICAL ROSTER

No.	Name	Pos.	Ht.	B/T	Year	Hometown/Previous School
00	Carlee Wallace	C	5-2	R/R	SO	Alpine, Calif. (Valhalla)
1	Tiffany Howard	OF	5-5	L/R	SR	Pembroke, Ga. (Bryan County)
2	Haley Fagan	INF	5-10	R/R	RS JR	Dunnellon, Fla. (Dunnellon)
3	Whitney Jordan	INF	5-10	R/R	SO	Athens, Ala. (Athens)
4	Madi Gipson	INF	5-6	R/R	RS SO	Hoover, Ala. (Spain Park)
5	Emily Carosone	INF	5-4	L/R	SR	Orlando, Fla. (Pine Castle Christian)
6	Blaire Bass	INF	5-4	R/R	FR	New Roads, La. (Catholic High of Pointe Coupee)
7	Emily Spain	INF	5-4	L/R	SO	Pelham, Ala. (Pelham)
8	Jade Rhodes	1B	5-10	R/R	SR	Sarasota, Fla. (Sarasota)
9	Madison Dickey	C	5-6	L/R	RS SR	Hoover, Ala. (Samford)
10	Anna Gibbs	C	5-7	R/R	RS JR	Camden, Ala. (Wilcox Academy)
11	Casey McCrackin	UTL	5-9	R/R	FR	Cantonment, Fla. (Tate)
12	Maria Mitchell	C	6-0	R/R	SR	Opelika, Ala. (Wallace St. CC)
13	Kasey Cooper	INF	5-4	L/R	JR	Dothan, Ala. (Dothan)
14	Kelsey Bogaards	SS	5-7	R/R	SR	Miami, Fla. (Palmetto)
15	Bree Fornis	OF	5-4	R/R	FR	Tuscaloosa, Ala. (Hillcrest)
16	Kaylee Carlson	RHP	5-10	R/R	SO	Garden Grove, Calif. (North Carolina)
17	Morgan Podany	OF	5-4	R/R	FR	Ponte Vedra, Fla. (Ponte Vedra)
19	Rachael Walters	LHP	5-9	L/L	SR	Powhatan, Va. (Radford)
20	Hope Smith	OF	5-7	L/R	FR	Madison County, Fla. (Madison County)
22	Marcy Harper	RHP	5-6	R/R	SR	Hoover, Ala. (Hoover)
23	Lexi Davis	RHP	6-2	R/R	SR	Charlotte, N.C. (Porter Ridge)
24	Kendall Veach	INF	5-9	R/R	FR	Selma, Ala. (Morgan Academy)
27	Victoria Draper	OF	5-6	L/R	RS SO	Moulton, Ala. (Lawrence County)
29	Makayla Martin	RHP	5-11	L/R	FR	San Diego, Calif. (Scripps Ranch)
30	Tali Milde	INF	5-9	R/R	FR	Douglasville, Ga. (Alexander)
33	Kimberlee Myers	INF	5-6	R/R	JR	Casa Grande, Ariz. (Washington)
44	Jenna Abbott	P/1B	5-4	L/L	JR	Dawsonville, Ga. (Dawson County)
77	Sydne Waldrop	OF	5-3	L/R	JR	Springville, Ala. (Springville)
93	Courtney Shea	C	5-10	L/R	SO	Mountain Brook, Ala. (Mountain Brook)

## COACHING STAFF

Head Coach	Clint Myers (Arizona State '74) - 3rd season
Assistant Coach	Scott Woodard (Western New Mexico '85) - 3rd season
Assistant Coach	Corey Myers (Desert Vista High School '98) - 3rd season

Director of Operations	Jim Beitia (Cal State Sacramento '81) 3rd season
Volunteer Assistant Coach	Casey Myers (Arizona State '01) 3rd season

### SHORT ALPHABETICAL ROSTER

No.	Name	Pos.
44	Jenna Abbott	P/1B
6	Blaire Bass	INF
14	Kelsey Bogaards	SS
16	Kaylee Carlson	RHP
5	Emily Carosone	INF
13	Kasey Cooper	3B
23	Lexi Davis	C
9	Madison Dickey	C
27	Victoria Draper	OF
2	Haley Fagan	INF
15	Bree Fornis	OF
10	Anna Gibbs	C
4	Madi Gipson	INF
22	Marcy Harper	P/DP
1	Tiffany Howard	OF
3	Whitney Jordan	INF
29	Makayla Martin	RHP
11	Casey McCrackin	UTL
30	Tali Milde	INF
12	Maria Mitchell	C
33	Kimberlee Myers	INF
17	Morgan Podany	OF
8	Jade Rhodes	3B/OF
93	Courtney Shea	C
20	Hope Smith	OF
7	Emily Spain	INF
24	Kendall Veach	INF
77	Sydne Waldrop	OF
00	Carlee Wallace	C
19	Rachael Walters	LHP

### SHORT NUMERICAL ROSTER

No.	Name	Pos.
00	Carlee Wallace	C
1	Tiffany Howard	OF
2	Haley Fagan	INF
3	Whitney Jordan	INF
4	Madi Gipson	INF/OF
5	Emily Carosone	INF
6	Blaire Bass	INF
7	Emily Spain	INF
8	Jade Rhodes	1B
9	Madison Dickey	C
10	Anna Gibbs	C
11	Casey McCrackin	UTL
12	Maria Mitchell	C
13	Kasey Cooper	INF
14	Kelsey Bogaards	SS
15	Bree Fornis	OF
16	Kaylee Carlson	RHP
17	Morgan Podany	OF
19	Rachael Walters	LHP
20	Hope Smith	OF
22	Marcy Harper	RHP
23	Lexi Davis	RHP
24	Kendall Veach	INF
27	Victoria Draper	OF
29	Makayla Martin	RHP
30	Tali Milde	INF
33	Kimberlee Myers	INF
44	Jenna Abbott	P/1B
77	Sydne Waldrop	OF
93	Courtney Shea	C

### ROSTER BREAKDOWN

Class	Name	Pos.
<b>SENIORS (9)</b>		
1	Tiffany Howard	OF
5	Emily Carosone	INF
8	Jade Rhodes	1B
9	Madison Dickey	C
12	Maria Mitchell	C
14	Kelsey Bogaards	INF
19	Rachael Walters	LHP
22	Marcy Harper	RHP
23	Lexi Davis	RHP
<b>JUNIORS (6)</b>		
2	Haley Fagan	INF/OF
10	Anna Gibbs	C
13	Kasey Cooper	INF
33	Kimberlee Myers	INF
44	Jenna Abbott	P/1B
77	Sydne Waldrop	OF
<b>SOPHOMORES (7)</b>		
00	Carlee Wallace	C
4	Madi Gipson	INF
7	Emily Spain	INF
16	Kaylee Carlson	RHP
21	Whitney Jordan	INF
27	Victoria Draper	OF
93	Courtney Shea	C
<b>FRESHMEN (8)</b>		
6	Blaire Bass	INF
11	Casey McCrackin	UTL
15	Bree Fornis	OF
17	Morgan Podany	OF
20	Hope Smith	OF
24	Kendall Veach	INF
29	Makayla Martin	RHP
30	Tali Milde	INF





# RADIO/TV ROSTER



**#00** Carlee Wallace  
C, R-R, So.  
Alpine, Calif. (Valhalla)



**#1** Tiffany Howard  
OF, L-R, Sr.  
Pembroke, Ga. (Bryan County)



**#2** Haley Fagan  
INF/OF, R-R, RS Jr.  
Dunnellon, Fla. (Dunnellon)



**#3** Whitney Jordan  
INF, R-R, So.  
Athens, Ala. (Athens)



**#4** Madi Gipson  
INF/OF, R-R, RS So.  
Hoover, Ala. (Spain Park)



**#5** Emily Carosone  
INF, L-R, Sr.  
Orlando, Fla. (Pine Castle Christian)



**#6** Blaire Bass  
INF, R-R, Fr.  
New Roads, La. (Catholic High of Point Coupee)



**#7** Emily Spain  
INF, L-R, So.  
Pelham, Ala. (Pelham)



**#8** Jade Rhodes  
1B, R-R, Sr.  
Sarasota, Fla. (Sarasota)



**#9** Madison Dickey  
INF/C, L-R, RS Jr.  
Hoover, Ala. (Samford)



**#10** Anna Gibbs  
C, R-R, RS Jr.  
Camden, Ala. (Wilcox Academy)




**#11** Casey McCrackin  
UTL, R-R, Fr.  
Cantonment, Fla. (Tate)



**#12** Maria Mitchell  
OF/C, R-R, Sr.  
Opelika, Ala. (Opelika)



**#13** Kasey Cooper  
INF, L-R, Jr.  
Dothan, Ala. (Dothan)



**#14** Kelsey Bogaards  
SS, R-R, Sr.  
Miami, Fla. (Palmetto)



**#15** Bree Fornis  
OF, L-R, Fr.  
Tuscaloosa, Ala. (Hillcrest)




**#16** Kaylee Carlson  
RHP, R-R, So.  
Garden Grove, Calif. (North Carolina)



**#17** Morgan Podany  
OF, R-R, Fr.  
Ponte Vedra, Fla. (Ponte Vedra)



**#19** Rachael Walters  
LHP, L-L, Sr.  
Powhatan, Va. (Radford)



**#20** Hope Smith  
OF, L-R, Fr.  
Madison County, Fla. (Madison County)



**#22** Marcy Harper  
RHP, R-R, Sr.  
Hoover, Ala. (Hoover)



**#23** Lexi Davis  
RHP, R-R, Sr.  
Charlotte, N.C. (Porter Ridge)



**#24** Kendall Veach  
INF, R-R, Fr.  
Selma, Ala. (Morgan Academy)



**#27** Victoria Draper  
OF, L-R, RS So.  
Moulton, Ala. (Lawrence County)



**#29** Makayla Martin  
RHP, L-R, Fr.  
San Diego, Calif. (Scripps Ranch)



**#30** Tali Milde  
INF, R-R, Fr.  
Douglasville, Ga. (Alexander)



**#33** Kimberlee Myers  
INF, L-R, Jr.  
Casa Grande, Ariz. (Washington)



**#44** Jenna Abbott  
LHP/1B, L-L, Jr.  
Dawsonville, Ga. (Dawson County)



**#77** Sydne Waldrop  
OF, L-R, Jr.  
Springville, Ala. (Springville)



**#93** Courtney Shea  
C, L-R, So.  
Mountain Brook, Ala. (Mountain Brook)

# AUBURN COACHING STAFF



Head Coach  
Clint Myers



Assistant Coach  
Corey Myers



Assistant Coach  
Scott Woodard



Volunteer Assistant Coach  
Hunter Veach

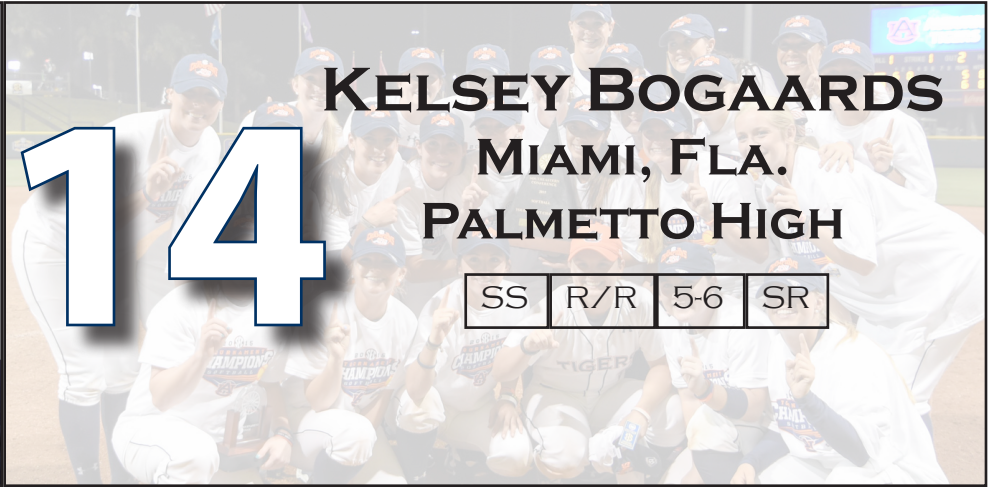


Director of Operations  
Jim Beitia



# 2016 AUBURN TIGERS





# KELSEY BOGAARDS

MIAMI, FLA.  
PALMETTO HIGH

# 14

SS	R/R	5-6	SR
----	-----	-----	----

### JUNIOR SEASON (2015)

Batted .229 over 35 games with 21 starts at shortstop...Tallied eight hits in 35 plate appearances with two doubles and two RBI...Went 3-for-3 against Arizona (3/6), tying a career-high with one double in helping Auburn defeat the Wildcats 20-2 in five innings...Had one RBI vs. Appalachian State (2/8) with two runs scored and a stolen base...Compiled a .926 fielding percentage with six errors and part of three double plays.

### SOPHOMORE SEASON (2014)

Played in all 62 games as the primary shortshop...Batted an even .200 with 26 hits, 24 runs, five doubles, three home runs and 11 RBI...Slugged .308 with 17 walks and a .307 on-base percentage...Also stole two bases on two attempts...Tallied

a .952 fielding percentage with 21 double plays and 11 errors...Appeared in all 24 conference games and batted .122 with six hits and seven RBI, upping her totals from 2013...Hit her first collegiate home run vs. ULM (2/8), part of a 2-for-2 game with three runs scored...Had five multi-hit games with a career-high tying three hits vs. South Carolina (5/7) in the first game of the SEC Tournament...Went 3-for-4 in that game with one run scored and one double...Set a new career-high for runs scored in a game after coming across home plate three times vs. ULM (2/8)...Hit a grand slam vs. Radford (3/14), setting another career-high for RBI in a game...Against Alabama State (4/23), she went 2-for-3 with one run scored and two doubles, also a career-high.



### BOGAARDS' CAREER STATS

Year	Avg	GP-GS	AB	R	H	2B	3B	HR	RBI	SLG%	BB	SO	OB%	SB-ATT	FLD%	E
2013	.179	37-35	67	14	12	2	0	0	4	.209	8	22	.286	4-4	.914	11
2014	.200	62-62	130	24	26	5	0	3	11	.308	17	46	.307	2-2	.352	11
2015	.229	35-21	35	12	8	2	0	0	2	.286	4	10	.333	1-1	.926	6
<b>TOTAL</b>	<b>.198</b>	<b>134-118</b>	<b>232</b>	<b>50</b>	<b>46</b>	<b>9</b>	<b>0</b>	<b>3</b>	<b>17</b>	<b>.276</b>	<b>29</b>	<b>78</b>	<b>.305</b>	<b>7-7</b>	<b>.936</b>	<b>28</b>

### BOGAARDS' CAREER BESTS

Hits: 3 x3 (last vs. #13 Arizona, 3/6/15)  
 Doubles: 2 (vs. Alabama St., 4/23/14)  
 Triples: N/A  
 Stolen Bases: 1 x7 (last vs. Appalachian St., 2/8/15)

RBI: 4 (vs. Troy, 3/12/14)  
 Home Runs: 1 x3 (last vs. Troy, 3/12/14)  
 Runs Scored: 3 x2 (last vs. #13 Arizona, 3/6/15)  
 Walks: 2 x4 (last vs. LSU, 3/9/14)



**FRESHMAN SEASON (2013)**

Appeared in 37 games with 35 starts ... Hit .179 with two doubles and four RBI ... Appeared in 14 SEC games, all starts ... Hit .038 with one RBI in league play ... Set season best with three hits against Middle Tennessee (March 1) ... Drove in season-high two runs in win vs. Middle Tennessee (March 13).

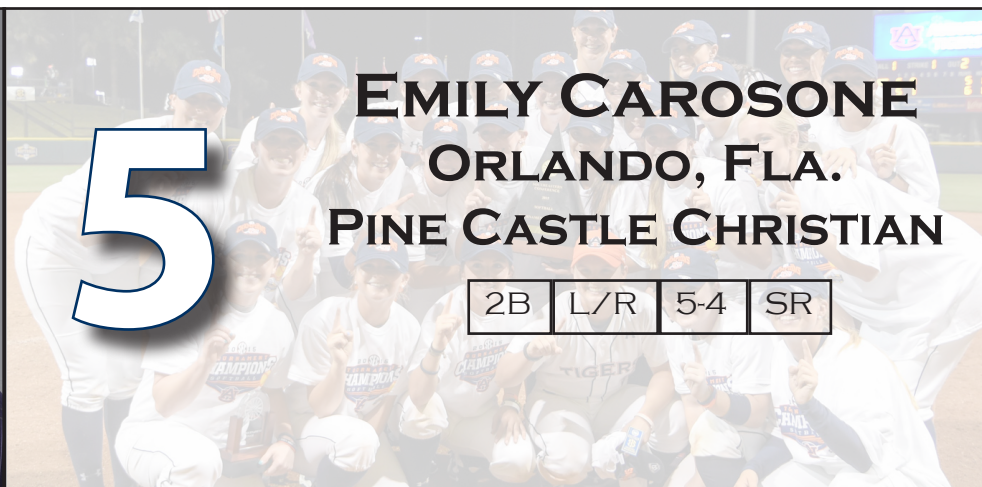
**HIGH SCHOOL**

Played for coach Steve Hager ... Lettered four years ... Earned all-county honors from 2009-10 and 2010-11 ... Hit .333 as a junior and .486 as a senior ... Three-year team captain.

**PERSONAL**

Daughter of Adda and Tom Bogards ... Has one brother, Tommy, who is now a firefighter in Tampa, Fla., and one sister, Krystal ... Father, Tom, played baseball at Florida International and brother, Tommy, played baseball at Brevard CC ... Major: Nursing.





# EMILY CAROSONE

## ORLANDO, FLA.

### PINE CASTLE CHRISTIAN

# 5

2B	L/R	5-4	SR
----	-----	-----	----


*NFCA First Team All-American (2015)*  
*NFCA First-Team All-Southeast Region (2015)*  
*SEC All-Tournament Team (2015)*  
*SEC Tournament MVP (2015)*  
*All-SEC First Team (2015)*  
*SEC All-Defensive (2015)*  
*USA Softball Top 10 Finalist for National Player of the Year (2015)*  
*SEC Player of the Week (March 10, 2015)*  
*USA Softball National Player of the Week (March 10, 2015)*  
*Preseason All-SEC (2015)*  
*NFCA Third Team All-American (2014)*  
*NFCA Third Team All-Southeast Region (2014)*  
*All-SEC Second Team (2014)*  
*SEC All-Freshman Team (2013)*

#### **JUNIOR YEAR (2015)**

Named NFCA First Team All-American, making her along with Kasey Cooper as Auburn's first two-time All-Americans in program history...Also made NFCA First Team All-Southeast Region and All-SEC First Team, her first career honors on first team for those awards...Was one of three Auburn players named All-American in 2015 (Kasey Cooper, Tiffany Howard)...Batted .438 to lead the team, also a new career-high for average in a season and was also the second-highest average in a season by any Auburn player in program history...Had 85 hits with 88 runs,

18 doubles, 18 home runs and 80 RBI...Her 88 runs is a new Auburn single-season record and second-most in a season by an SEC player...Also set the new Auburn single-season record for RBI (80), previously set by teammate Brandi Melero back in 2014 and is a new career-high...Of her 18 home runs, five were grand slams, one off the national record for grand slams in a season by an NCAA player...Led the team with an .809 slugging percentage and .552 on-base percentage...Had 39 walks and only 14 strikeouts in 2015...The 14 strikeouts tied for the lowest total out of any Auburn player with 50 or more starts last year... Set new personal career-highs

in every seasonal offensive category, including average, at-bats, runs, hits, doubles, home runs, RBI, slugging and walks...Tallied a .986 fielding percentage with only three errors and helped turn 18 double plays...In nine NCAA Tournament games, she hit an even .200 with six hits, one double, one home run and five RBI, three of those hits coming in the Women's College World Series against LSU (5/28) and two against UCLA (5/30)...Hit an astounding .667 in the SEC Tournament, going 6-for-9 with two RBI...Tied a career-high four hits in a 4-for-5 title game vs. Tennessee (5/9), while also scoring the game-winning run to give Auburn its first SEC Tour-



ment title in program history... Named 2015 SEC Tournament MVP, the first tournament MVP for an Auburn player...Tied a career-high four runs scored twice during the year vs. Georgia State (2/12) and Chattanooga (2/8)...Set a new career-high with six RBI in a game vs. Georgia State (2/18), part of a 3-for-3 day with two home runs, also a career-high... Hit a nice 8-for-16 (.500) with the bases loaded, five being grand slams, good for the best average on the team...Also led the team with a .458 average in conference play, notching 33 hits, nine doubles, six home runs and 28 RBI...In Auburn's tournament out west at Cal State Fullerton, Carosone went .526 through five games with 10 hits, three doubles, three home runs and 10 RBI...Seven of those 10 RBI came against both Arizona and Arizona State and included a home run in both games, games that Auburn won by a combined 21 runs...Carosone's performance netted her the USA Softball Na-

tional Player of the Week, the first such honor by an Auburn Tiger... Named to the SEC Spring Academic Honor Roll.

**SOPHOMORE YEAR (2014)**

Named NFCA Third Team All-American...Also made NFCA Third Team All-Southeast Region and All-SEC Second Team... Was one of three Auburn players named All-American in 2014 and now joins seven other players in Auburn's history to earn the distinction...Batted .392 for the season and flirted above the .400 mark multiple times during the season...Played and started in 61 games at at second base for the Tigers...Tallied 62 hits, good for fourth on the team with nine home runs, 36 RBI, 11 doubles and one triple...Totaled 31 walks and a school-record 33 hit-by-pitches...The HBP total was good for second in the nation and her .560 on-base percentage set a new single-season school record as well... The on-base percentage also ties

for ninth-highest in SEC history... Also was 3-for-3 in stolen bases... Compiled a .982 fielding percentage with four errors and 28 double-plays...Had the second-highest average (.377) in SEC play with 23 hits, four doubles, four home runs and 10 RBI...As Auburn's lead-off batter, she was 57-for-98 (.582) and had 34 hits with the bases empty...Went on an 11-game hit streak, her longest of the season starting with the first game of the Texas A&M (4/25) series and lasting into the NCAA Regionals against North Dakota State (5/17)...Tied a season-high hits (3) three times vs. North Dakota State (2/7), Kentucky (3/30) and Texas A&M (4/27)...Set a career-high for runs scored after crossing home four times vs. Ball State (3/15)... Her 4 RBI vs. Missouri (4/12) tied a career-high for the fourth time after hitting a grand slam...Scorched two doubles vs. Jacksonville State (2/21), tying another career-high... Walked four times vs. Georgia (4/20), setting or tying her fourth



career record.

**FRESHMAN YEAR (2013)**

Started all 53 games ... Only freshman to start every game ... Hit team-best .389 with 14 doubles, one triple, four home runs and 35 RBI ... In 24 SEC games, led AU with .386 batting average ... Also had five doubles, one home run and six RBI in SEC play ... In 12 games vs. top 25 teams, hit team-best .425 (14-for-32) with four doubles, one home run and four RBI ... Her .389 batting average set AU freshman record and was third-best single-season effort in program history ... The 35 RBI tied for second-most by an Auburn freshman ... Tied for second on team with 16 multi-hit games and third on team with eight multi-RBI games ... Had team-best three four-RBI games ... One of two Tigers (Morgan Estell) to register a four-hit performance ... Recorded 11-game hitting streak from March 8 to March 24 ... Streak was longest by an Auburn player since 2005 ... Hit leadoff home run in third inning that sparked five-run rally in 7-4 win over No. 4 Alabama ... Went 4-for-5 in win vs. Crimson Tide, setting personal single-game best for hits ... Drove in single-game best four runs against East Tennessee State, Army and Appalachian State.

**HIGH SCHOOL**

Played for coach Mark Ritchhart ... Helped lead Pine Castle Christian to state titles in 2007, 2008 and 2010 ... Named the Florida High School 2A Player of the Year in 2011 ... Lettered four years in softball and basketball and three years in volleyball ... Also won state championship in basketball

in 2007.

**PERSONAL**

Daughter of Amy and Pat Carosone ... Has one brother, Richard, and one sister, Shannon ... Major: Psychology.



**CAROSONE'S CAREER STATS**

Year	Avg	GP-GS	AB	R	H	2B	3B	HR	RBI	SLG%	BB	SO	OB%	SB-ATT	FLD%	E
2013	.389	53-53	157	36	61	14	1	4	35	.567	14	15	.461	13-15	.966	6
2014	.392	61-61	158	70	62	11	1	9	36	.646	31	11	.560	3-3	.982	4
2015	.438	67-67	194	88	85	18	0	18	80	.809	39	14	.552	0-1	.986	3
<b>TOTAL</b>	<b>.409</b>	<b>181-181</b>	<b>509</b>	<b>194</b>	<b>208</b>	<b>43</b>	<b>2</b>	<b>31</b>	<b>151</b>	<b>.684</b>	<b>84</b>	<b>40</b>	<b>.530</b>	<b>16-19</b>	<b>.979</b>	<b>13</b>

**CAROSONE'S CAREER BESTS**

Hits:	4 x2 (last vs. #11 Tennessee 5/9/15)	RBI:	6 (vs. Georgia State, 2/18/15)
Doubles:	2 x3 (last vs. Ball State, 2/13/15)	Home Runs:	2 (vs. Georgia State, 2/18/15)
Triples:	1 x2 (last vs. Green Bay, 5/17/14)	Runs Scored:	4 x2 (last vs. Georgia State, 2/18/15)
Stolen Bases:	2 x2 (last vs. Florida St., (3/19/13)	Walks:	4 (at Georgia, 4/20/14)





**LEXI DAVIS**  
**CHARLOTTE, N.C.**  
**PORTER RIDGE**

RHP	R/R	6-2	SR
-----	-----	-----	----

**JUNIOR SEASON (2015)**

Made 43 appearances and 26 starts, compiling a 3.91 ERA with four complete games and one shutout...The ERA total was good for second on the team...Went 26-3, making the 26 wins a new personal-best for one season and second-best in a single-season by an Auburn pitcher...Gave up only 85 earned runs over 150 innings with 90 strikeouts...In conference play, she went 9-1 with a 5.53 ERA with 15 appearances, eight starts and two complete games...Over 49.1 innings pitched against SEC teams, Davis only gave up 59 hits, 42 runs, 39 which were earned with 30 walks and 21 strikeouts... Pitched seven times in the NCAA Tournament, going 5-1 with a 3.03 ERA...The five wins were good for most on the team over the nine-game stretch with wins coming against Tennessee Tech (5/15), Louisiana-Lafayette (5/22) and (5/23), Tennessee (5/30) and UCLA (5/30)...Helped Auburn earn its first Women's College World Series victory starting in an elimination game vs. Tennessee, going 4.2 innings and giving up only one earned run while scattering nine hits with one strikeout and one walk...Followed that performance up with another start on the same day vs. UCLA, going

5.1 innings with three earned runs, five hits and one strikeout... Tallied a season-high six strikeouts twice during the year vs. Chattanooga (2/8) and Ole Miss (3/15)...Of the 28 appearances that Davis pitched three or more innings, the righty gave up a total of 56 earned runs...17 of those 28 appearances of three innings or more, Davis gave up two runs or less...Won her first 13 starts before suffering her first loss of the year, a streak of 21-straight appearances...During Auburn's run to the SEC Tournament title, Davis made

two appearances, going 1-0 with a 3.11 ERA over 9.0 innings with nine hits, four earned runs and six strikeouts...Started the tournament championship game vs. Tennessee (3/9), going a strong 5.1 innings and giving up only six hits with three earned runs, four walks and five strikeouts.

**SOPHOMORE SEASON (2014)**

Appeared in team-leading 45 games, 34 starts and compiled a 2.89 ERA with a 22-12 record... Her 22 wins was a new personal-best for one season and good





for fourth-highest for one season in Auburn history...Threw six shutouts, tying for fifth-best in Auburn history and giving up only 93 earned runs over 225 innings pitched with 145 strikeouts...Her innings pitched were the fourth-highest of any pitcher in the SEC that year...Set a new Auburn single-season record with 24 complete games in a season... In conference play, she led the team with a 3.45 ERA and a 7-7 record over 19 games, 11 of which were complete games...Tossed 50 strikeouts against SEC opponents, 12 more than her previous season...Had 15th-best ERA (2.89) in the SEC and her strikeout totals (145) were 10th-best...Threw her second no-hitter of her career vs. IPFW (3/14), part of a back-to-back no-hitter day with teammate Marcy Harper...In that game, Davis went the minimum five innings as her team run-ruled the Mastadons and Davis gave up only one walk on the afternoon with six strikeouts...Set a new career-high eight innings pitched vs. Notre Dame (2/9), giving up three runs on four hits, two being earned and four strikeouts...Struck out 13 batters vs. Samford (2/21), also a career-high and her only 10-plus strikeout outing of the season... Started the first round game of the SEC Tournament at South Carolina (5/7), going five innings

and giving up five earned runs on six hits and two strikeouts... Followed that up the next day in Auburn's SEC Tournament quarterfinal game vs. Alabama (5/8) with a relief performance of three strong innings and only one run scored with one strikeout...Became Auburn's workhorse in the NCAA Tournament's Minneapolis Regional, starting all five games and recording wins vs. North Dakota State (5/17) and #14 Minnesota (5/18)...In the regional, she pitched a combined 29 innings with 13 strikeouts and only 15 earned runs, helping Auburn reach its first ever NCAA Regional final.

**FRESHMAN SEASON (2013)**

Appeared in 24 games with 20 starts ... Went 9-9 with 4.09 ERA, five complete-games and two shutouts ... In SEC play, appeared in 14 games with 11 starts ... Had 3-7 record with 5.25 ERA in league play ... The nine wins tied for fifth in wins by an Auburn freshman pitcher ... Took loss in strong showing vs. No. 4 Florida, allowing two runs (both earned) on one hit in seven innings of work ... Started and earned win in game two vs. Mississippi State ... Had four straight starts without allowing a walk from April 14 to April 27 ... Threw complete-game allowing



three hits and one run (earned) in 7-1 victory over South Carolina.

**HIGH SCHOOL**

Played for coach Lael Rorie ... Named ESPN National Player of the Year and Gatorade Player of the Year as a senior after posting 33-1 record with 0.23 ERA with 279 strikeouts while batting .436 with 28 RBI ... Went 25-2 with 0.43 ERA as a junior with a .450 batting average ... Helped lead Porter Ridge to state championship as a senior.

**PERSONAL**

Daughter of Robin and Anthony Davis ... Has one sister, Taylor ... Major: Political Science

**DAVIS'S CAREER PITCHING STATS**

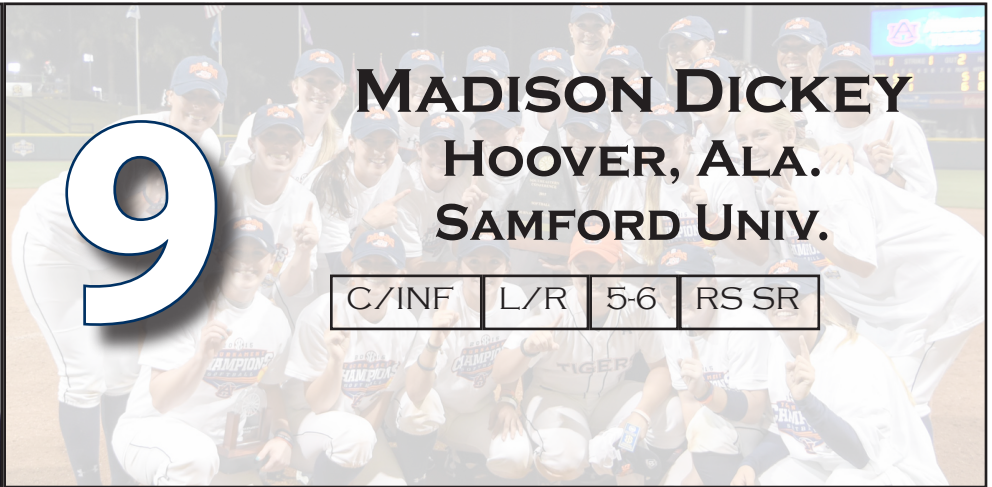
Year	ERA	W	L	App	GS	CG	SHO	CBO	IP	H	R	ER	BB	SO	B/Avg	WP	HBP
2013	4.06	8	9	24	20	5	2	1	103.1	119	77	60	50	72	.280	9	5
2014	2.89	22	12	45	34	24	6	2	225.1	205	102	93	71	145	.243	11	14
2015	3.91	26	3	43	26	4	4	1	152.1	158	95	85	86	90	.265	16	17
<b>TOTAL</b>	<b>3.46</b>	<b>56</b>	<b>24</b>	<b>112</b>	<b>80</b>	<b>33</b>	<b>7</b>	<b>9</b>	<b>481.0</b>	<b>482</b>	<b>274</b>	<b>238</b>	<b>207</b>	<b>307</b>	<b>.259</b>	<b>36</b>	<b>36</b>

**DAVIS'S CAREER PITCHING BESTS**

Innings	8.0 x2 (last vs. Minnesota, 5/18/14)	Hits:	0 x3 (last vs. Evansville, 2/7/15)*
Walks:	0 x12 (last vs. Arkansas, 4/25/15)*		
Strikeouts:	13 (vs. Samford, 2/21/14)		
Runs:	0 x21 (last at #6 LSU, 5/2/15)*		
Earned Runs:	0 x21 (last at #6 LSU, 5/2/15)*		

\* - Must have pitched four or more innings (or three in a five-inning win)





**MADISON DICKEY**  
**HOOVER, ALA.**  
**SAMFORD UNIV.**

C/INF	L/R	5-6	RS SR
-------	-----	-----	-------

*2015 SEC Spring Academic Honor Roll*  
*2012 SoCon All-Freshman Team*

**REDSHIRT JUNIOR SEASON AT AUBURN (2015)**

Played in nine games off the bench in her first full season with the Auburn Tigers...Hit .375 with three hits in eight at-bats and two runs scored...Also had one walk with three strikeouts...Made only one error with 10 putouts and part of one double-play... Had a three-game hitting streak from Feb. 14-27, going 1-for-1 as a pinch hitter in each game vs.

Eastern Illinois (2/14), Winthrop (2/15) and Ohio State (2/27)...One walk came against Georgia State (2/12)...Scored runs against Georgia State and Winthrop...Named to SEC Spring Academic Honor Roll.

**REDSHIRT SOPHOMORE SEASON AT SAMFORD (2014)**

Played in 45 games, starting 32...tallied 16 hits...plated 14 RBI and scored 13 runs with four doubles, eight walks and a home run... recorded five multiple hit games, three multiple RBI games, a five-game hit streak and reached base

in six consecutive games...Recorded a career-high four RBIs against the University of Tennessee - Chattanooga on a grand slam home run to win the contest 4-2.

**SOPHOMORE SEASON AT SAMFORD (2013)**

Played and started in 10 games during the season, four as a catcher and six in the outfield ... suffered a season-ending knee injury in the Feb. 23 game against SEMO ... earned 10 hits in 26 at-bats for a .385 batting average...tallied two doubles, a triple and six RBI.

**FRESHMAN SEASON AT SAMFORD (2012)**

Started all 56 games as a catcher ... named to the SoCon All-Freshmen team and was Second Team All-SoCon on collegesportsmadness.com ... set the Samford single-season hits record with 64 ... led the team in batting average (.354), at bats (180), runs (28), hits (64), doubles (12) ... led the conference in runners caught stealing with 16 ... tied for the team lead in RBI (28) and home runs (7), including two long balls in the March 11 game versus Georgia Southern ... recorded 17 multi-hit games, including six three-hit performances ... had five multi-RBI games ... posted an 11-game hitting streak



through the end of the season and into the SoCon Tournament ... was second on the team with 192 putouts and earned a .974 fielding percentage. Also earned Female Rookie of the Year at the annual Samspy awards.

**HIGH SCHOOL**

Hoover High School's single-season and career home run leader ... 2011 Team North Florida Gold National Champions ... 2010 and 2011 All State selection and All Over the Mountain team selection ... 2010 6A Hitter of the Year and Over the Mountain Female Athlete of the Year ... Named to 2010 Super All State team and played in the 2010 North/South All-Star Game ... AHSAA State all tournament team selection.

**PERSONAL**

Daughter of Scott and Michelle Dickey ... Has one sister, Reagan, and one brother, Trey ... Majoring in Finance.



**DICKEY'S CAREER STATS**

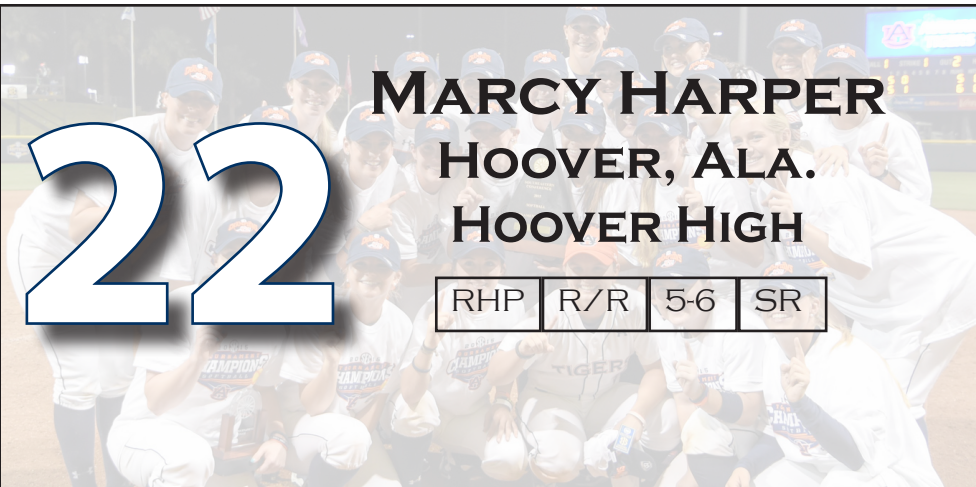
Year	Avg	GP-GS	AB	R	H	2B	3B	HR	RBI	SLG%	BB	SO	OB%	SB-ATT	FLD%	E
2012	.356	56-56	180	28	64	12	0	7	28	.539	17	28	.424	4	.974	6
2013	.385	10-10	26	3	10	2	1	0	6	.538	1	8	.452	0	1.000	0
2014	.205	37-27	78	13	16	4	0	1	14	.295	7	14	.300	0	.985	2
2015	.375	9-0	8	2	3	0	0	0	0	.375	1	2	.444	0-0	.909	1
<b>TOTAL</b>	<b>.318</b>	<b>112-93</b>	<b>292</b>	<b>46</b>	<b>93</b>	<b>18</b>	<b>1</b>	<b>8</b>	<b>48</b>	<b>.469</b>	<b>26</b>	<b>52</b>	<b>.405</b>	<b>4</b>	<b>.967</b>	<b>9</b>

**DICKEY'S CAREER BESTS**

Hits:	3 x6
Doubles:	2 (vs. Austin Peay, 2/19/14)
Triples:	1 (vs. SEMO, 2/23/13)
Stolen Bases:	1 x4

RBI:	4 (vs. Chattanooga, 4/13/14)
Home Runs:	2 (vs. Georgia Southern, 3/11/12)
Runs Scored:	2 x6 (last at Southern U., 3/25/14)
Walks:	2 x3 (last vs. Alabama St., 4/18/12)





**MARCY HARPER**  
**HOOVER, ALA.**  
**HOOVER HIGH**

22

RHP	R/R	5-6	SR
-----	-----	-----	----

SEC All-Tournament Team (2015)

**JUNIOR SEASON (2015)**

Strong year with 32 appearances, 21 starts in the circle...Compiled a record of 12-5 with a 3.95 ERA... Threw four complete games with three shutouts...Over 118 innings pitched, while only giving up 113 hits, 73 runs, 67 which were earned along with 54 walks and notching 67 strikeouts...In conference play, Harper tossed 42.0 innings, generating a 4.33 ERA, good for second-best on the team and second-best year total of her career...In 12 SEC games, eight of which were started, she allowed a team-low 40 hits, 26 earned runs and 26 walks, while also notching 26 strikeouts...Her .263 opponents batting average against conference opponents was also a team-best...Found her footing in the postseason starting with a complete seven-inning victory over rival-Alabama (5/8) in the SEC Tournament semifinals, allowing only one run on four hits while striking out two in a 7-1 victory, sending Auburn to its first SEC Tournament final...Named to SEC All-Tournament Team...Went on to make five appearances with three starts and 18.2 innings pitched in the post-season...Won one game in the



NCAA Regional vs. South Alabama (5/16) with another complete performance, tossing a one-hitter over seven innings with four walks and three strikeouts...The one-hit performance was her best of the season in an appearance of two innings or more, sending Auburn to the NCAA Regional final...Along with the Alabama and South Alabama games, Harper tied a career-high 7.0 innings pitched three times in 2015, the third time being a 4-1 win over Pacific (3/5)... Had a season-high six strikeouts vs. Appalachian State (2/8), part of

a 9-0 run-rule victory...Named to SEC Spring Academic Honor Roll.

**SOPHOMORE SEASON (2014)**

Notched 32 appearances in her second year for Auburn, with 27 being starts in the circle...Compiled a record of 17-5 for the year, one win better than the previous year...Threw 11 complete games with three shutouts...Over 130 innings pitched, only gave up 103 hits, 80 runs, 70 being earned with 82 walks and 125 strikeouts...Her ERA of 3.74 for the year was good for second-best on the squad...Her



strikeout total was a new personal-best and good for 13th-most in the SEC...In conference play, Harper established a 5.36 ERA with 11 appearances and nine starts...She had four complete games in conference play with one shutout... Over 47 innings in SEC play, Harper gave up only 53 hits, 36 earned runs and 34 walks with 35 strikeouts...Tossed two consecutive no-hitters vs. Radford (3/14) and Savannah State (3/15), her first of her career...Auburn run-ruled both opponents in five innings, while Harper racked up a combined 16 strikeouts, 10 coming against Radford...Tied a career-high seven innings pitched four times throughout the season, vs. Tennessee Tech (2/9), Nebraska-Omaha (2/15), Alabama (4/16) and Texas A&M (4/26)...Set a new career-high for strikeouts in a game with 11 vs. Nebraska-Omaha (2/15), one of two 10-plus strikeout games... Went 20 appearances before recording her first loss, starting the year 14-0 and including a stretch of eight-straight wins...Appeared in both games of the SEC Tournament, going two innings vs. South Carolina (5/7) and three innings vs. Alabama (5/8)...Started against the Crimson Tide, giving up four hits with seven runs, four being earned with three walks and one strikeout...Came in relief in the first round against the Gamecocks,

going two innings strong and giving up only one hit with one walk and two strikeouts.

**FRESHMAN SEASON (2013)**

Appeared in 34 games with 23 starts ... Posted 16-10 record with 2.96 ERA in 161.0 innings ... In SEC play, appeared in 17 games with 10 starts going 4-7 with 4.12 ERA in 71.1 innings ... Led team in innings pitched ... Set Auburn freshman record for wins (16) ... Win total was tied for seventh in Auburn single-season records ... Set single-game high with 10 strikeouts vs. Tennessee State ... Won nine of first 10 starts ... Threw complete-game allowing four runs (all earned) on four hits in win vs. No. 4 Florida ... Also tossed complete-game in road victory at No. 4 Alabama ... Started and earned win in game one vs. Mississippi State and earned save in game two vs. MSU ... Also earned win in game one against Ole Miss and a save in game two vs. Rebels.



Played for coach Jim Brown ... Earned class 6A Central Region MVP in 2010 and 2011 ... Named 6A state player and pitcher of the year in 2011 and 6A state pitcher of the year in 2012 ... Hit .378 with 15 home runs and 69 RBI as a junior with a 36-12 record and 0.78 ERA ... As a senior, hit .415 with 42 RBI, nine home runs and a 26-9 record with a 0.87 ERA in 217 innings.

**PERSONAL**

Daughter of Sharon and Mac Harper ... Has one sister, Courtney ... Major: Physical Activity and Health major.

**HIGH SCHOOL**

**HARPER'S CAREER PITCHING STATS**

Year	ERA	W	L	App	GS	CG	SHO	CBO	SV	IP	H	R	ER	BB	SO	B/Avg	WP	HBP
2013	2.96	16	10	34	23	14	1	2	2	161.0	147	75	68	47	123	.238	8	13
2014	3.74	17	5	32	27	11	3	3	2	131.0	103	80	70	82	125	.210	13	16
2015	3.95	12	5	32	21	4	3	1	0	118.2	113	73	67	54	67	.257	9	16
<b>TOTAL</b>	<b>3.49</b>	<b>45</b>	<b>20</b>	<b>98</b>	<b>71</b>	<b>29</b>	<b>8</b>	<b>5</b>	<b>4</b>	<b>410.2</b>	<b>363</b>	<b>228</b>	<b>205</b>	<b>183</b>	<b>315</b>	<b>.234</b>	<b>30</b>	<b>45</b>

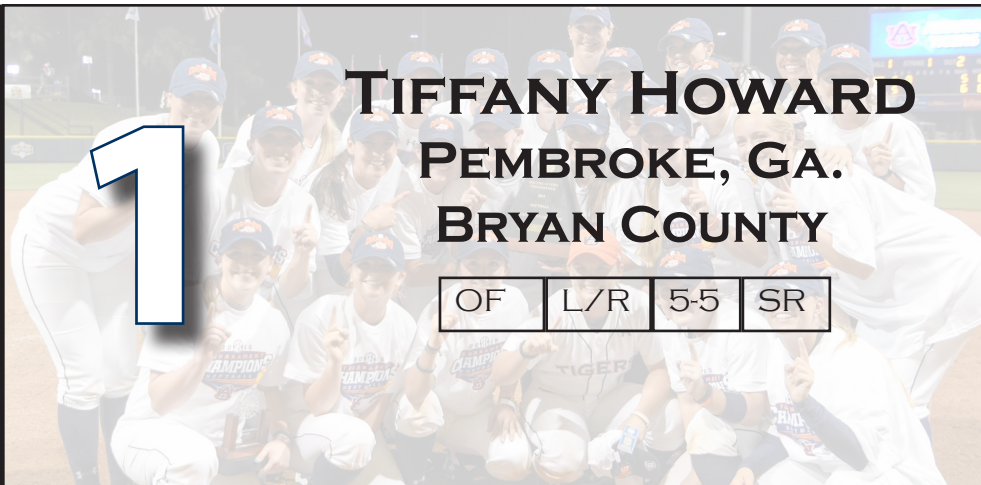
**HARPER'S CAREER PITCHING BESTS**

Innings: 7.0 x18 (last vs. S. Alabama, 5/16/15)  
 Walks: 0 x11 (last vs. #4 Alabama, 5/8/15)\*  
 Strikeouts: 11 (vs. Nebraska-Omaha, 2/15/14)  
 Runs: 0 x12 (last vs. S. Alabama, 5/16/15)\*  
 Earned Runs: 0 x3 (last vs. S. Alabama, 5/16/15)\*

Hits: 0 x4 (last vs. Savannah St., 3/15/14)\*

\* - Must have pitched four or more innings (or three in a five-inning win)





# TIFFANY HOWARD

## PEMBROKE, GA.

### BRYAN COUNTY

OF	L/R	5-5	SR
----	-----	-----	----

*NFCA Third Team All-American (2015)*  
*NFCA First Team All-Southeast Region (2015)*  
*Capital One Academic All-American Third Team (2015)*  
*Capital One Academic All-District (2015)*  
*All-SEC Second Team (2015)*  
*SEC All-Defensive Team (2015)*  
*SEC All-Freshman Team (2013)*

#### **JUNIOR SEASON (2015)**

Auburn's everyday left fielder in 2015, starting all 67 games and batting .415, good for second on the team...Finished the year with a team-high 86 hits with 72 runs scored, seven doubles, six triples and 25 RBI, all new career-highs for total in a single-season...Had one of the best on-base percentages in the nation

(.525), walking 43 times with eight hit by pitches...Reached base in the first 52 games of the season before having the streak snapped in the final series of the regular-season... The streak was among the longest in the nation...One of three Auburn players named an NFCA All-American making the third team and becoming the eighth Auburn player ever to be named an All-American in program-history...Was also named a second team All-SEC player, the first all-conference distinction of her career, along with being named to the SEC All-Defensive Team...Was flawless in left field, making no errors and part of five outfield assists and one double play...Her .413 average during the season made her one of just ten players in the SEC to hit .400

George Washington (2/7)...Tied a career-high four hits in a 4-for-4 vs. Kentucky (3/21), scoring one run and plating one RBI...Tied a career-high three runs scored twice during the season coming vs. Georgia State (2/12) and vs. Arizona (3/6) at the Judi Garman Classic in Fullerton, Calif...Tied a team-high 16-game hitting streak during the non-conference season, spanning from the Chattanooga game (2/8) to the game vs. SIUE (2/28)...Went 2-for-4 vs. South Alabama (5/17) in the NCAA Regional final with 2 RBI, helping Auburn reach its first-ever NCAA Super Regional...Named to the Capital One CoSIDA Academic All-American Third Team, becoming the third Auburn player to ever be named an academic all-american in program history.

#### **SOPHOMORE SEASON (2014)**

Appeared in all 62 games as the starting left fielder...Batted .277, fifth-highest on the team...Finished the year with 40 runs scored, 38 hits and 19 walks...Went 3-for-3 in stolen bases and had a .379 on-base percentage...Had a .975 fielding percentage with only two errors and four assists...Was also part of one double-play...Turned up her play against SEC opponents...As a lead-off batter in an inning, Howard batted .354 (17-for-48) and had six sacrifice hits...Did not record first hit of year



until going 1-for-2 with two runs scored against Winthrop (2/18)... Season-high six-game hitting streak starting with a 1-for-3 game vs. Georgia (4/19), and lasting until another 1-for-3 game vs. Texas A&M (4/27)... During the streak, Howard went 4-for-4, a career-high, vs. Georgia (4/20), scoring one run in the game... Was three of Auburn's team-record 13 walks vs. Syracuse (3/1) at the Diamond 9 Citrus Classic...The three walks tied a career-high...Also had two RBI against the Orange in the same game, setting a new career-high.

**FRESHMAN SEASON (2013)**

Appeared in 51 games with 48

starts ... Hit .310 with 33 runs, four doubles, one triple and eight RBI ... Started all 24 SEC games, hitting .310 with three doubles, one triple and two RBI ... Scored in eight straight games from March 29 to April 10 ... Had eight multi-hit games with six coming in final 18 games of season ... Set single-game high with three hits in game two vs. South Carolina ... Did not make an error in CF in SEC play ... Went 11-for-11 in stolen base attempts ... The .310 batting average was eighth-best for an Auburn freshman.

**HIGH SCHOOL**

Played for coach Al Butler ... Hit .656 with .706 on-base percentage,

69 stolen bases as a senior ... Also posted 28-8 record with 1.63 ERA with 266 strikeouts in senior year ... Helped lead Bryan County to 2011-2012 region championships ... Three-time Region 3A Player of the Year (2009-11) and the Region A State Player of the Year in 2010 and 2011. Holds the state record for hits in a season (80), stolen bases in a season (43) and career hits (243) ... Lettered four years in softball, basketball, cross country and track and field.

**PERSONAL**

Daughter of Christie and Steve Howard ... Has one sister, Samantha ... Major: Integrative Biology



**HOWARD'S CAREER STATS**

Year	Avg	GP-GS	AB	R	H	2B	3B	HR	RBI	SLG%	BB	SO	OB%	SB-ATT	FLD%	E
2013	.310	51-48	129	33	40	4	1	0	8	.357	5	22	.350	11-11	.963	3
2014	.277	62-62	137	40	38	3	0	0	6	.299	19	24	.379	3-3	.975	2
2015	.415	67-67	207	72	86	7	6	0	25	.507	43	34	.525	1-1	1.000	0
<b>-TOTAL</b>	<b>.347</b>	<b>180-177</b>	<b>473</b>	<b>145</b>	<b>164</b>	<b>14</b>	<b>7</b>	<b>0</b>	<b>39</b>	<b>.406</b>	<b>67</b>	<b>80</b>	<b>.440</b>	<b>15-15</b>	<b>.980</b>	<b>5</b>

**HOWARD'S CAREER BESTS**

Hits:	4 x2 (last #12 Kentucky, 3/21/15)	RBI:	2 x7 (last vs. #11 UL-Lafay., 5/23/15)
Doubles:	2 (at USF, 2/22/15)	Home Runs:	N/A
Triples:	2 (vs. Mercer, 2/12/15)	Runs Scored:	3 x4 (last vs. #22 Arizona, 3/6/15)
Stolen Bases:	1 x15 (last vs. Pacific, 3/5/15)	Walks:	3 x5 (last vs. #11 UL-Lafay., 5/22/15)





# MARIA MITCHELL

## OPELIKA, ALA.

### OPELIKA HIGH

# 12

OF/C	R/R	6-0	SR
------	-----	-----	----

SEC Spring Academic Honor Roll (2015)

#### JUNIOR SEASON (2015)

Played in seven games as a pinch hitter...Hit an even .200, going 1-for-5 with the lone hit coming against Winthrop (2/15)...Part of a 1-for-1 game with two RBI... Also notched three walks during the season, coming against Troy (2/5), Winthrop and #22 Arizona... Named to SEC Spring Academic Honor Roll.

#### SOPHOMORE SEASON (2014 AT AUBURN)

Played in 16 games for the Tigers in 2013 with two starts at the DP position vs. Samford (2/21) and Jacksonville State (2/22)...Was primarily a pinch hitter, batting .278 with 18 at-bats and five hits, while scoring three times...Also had one double and two home runs with 10 RBI and a .667 slug-

ging percentage...Only two at-bats in SEC play with no hits...Of her two home runs, one was a grand slam coming vs. Savannah State (3/15)...Her first Division I home run came vs. Winthrop (2/16) in a pinch-hit role.

#### FRESHMAN SEASON (2013 AT WALLACE STATE CC)

Hit seven doubles and seven home runs in one season at Wallace State, while hitting .350 with a .406 on-base percentage and 30 RBIs...Hit walk off double against Shelton State for the win...Hit 300 foot home run at the National Junior College Tournament in in the semi-final game... 2013 National Champion with Wallace State and Region 22 Champion.

#### HIGH SCHOOL

All-State Catcher 2011...All County 1st Team 2010, 2011, 2012...All Area 2010, 2011, 2012...Team Cap-

tain 2012...Batting Average .383 with 41 RBIs, OB% .415 with 12 SBs...Member of A/B Honor Roll, Girl's A Club.

#### PERSONAL

Daughter of John and Kathy Mitchell...Has one sister... Major: Marketing



#### MITCHELL'S CAREER STATS (AT AUBURN)

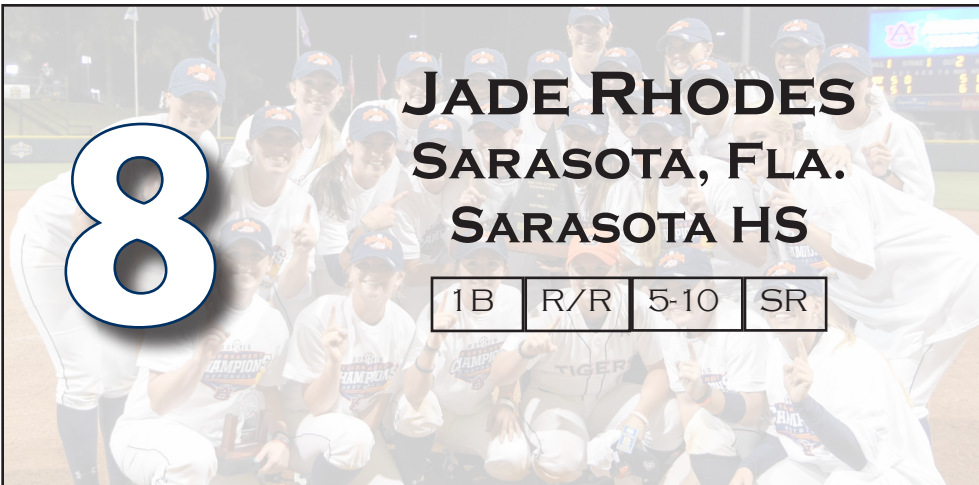
Year	Avg	GP-GS	AB	R	H	2B	3B	HR	RBI	SLG%	BB	SO	OB%	SB-ATT	FLD%	E
2014	.278	16-2	18	3	5	1	0	2	10	.667	1	5	.350	0-0	.000	0
2015	.200	7-0	5	0	1	0	0	0	2	.200	3	2	.500	0-0	.000	0
<b>TOTAL</b>	<b>.261</b>	<b>23-2</b>	<b>23</b>	<b>3</b>	<b>6</b>	<b>1</b>	<b>0</b>	<b>2</b>	<b>12</b>	<b>.434</b>	<b>4</b>	<b>7</b>	<b>.425</b>	<b>0-0</b>	<b>.000</b>	<b>0</b>

#### MITCHELL'S CAREER BESTS (AT AUBURN)

Hits:	1 x6 (last vs. Winthrop, 2/15/15)	RBI:	4 (vs. Savannah St., (3/15/14)
Doubles:	1 (vs. Marshall, 2/14/14)	Home Runs:	1 x5 (last vs. Savannah St., (3/15/14)
Triples:	N/A	Runs Scored:	1 x3 (last vs. Savannah St., (3/15/14)
Stolen Bases:	N/A	Walks:	1 x4 (last vs. #22 Arizona, 3/8/15)







## JADE RHODES

### SARASOTA, FLA.

### SARASOTA HS

1B	R/R	5-10	SR
----	-----	------	----

NFCA All-Southeast Region First Team (2015)

All-SEC Second Team (2015)

#### **JUNIOR SEASON (2015)**

Hit a career-high .284 while starting all 67 games at first base for the Tigers...Notched 52 hits with 28 for extra-bases, the hit total also a career-high...Slugged 19 home runs, setting a new Auburn single-season record...Also tallied 58 RBI and slugged .650, the RBI total another career-high...Named to NFCA First Team All-Southeast Region and Second Team All-SEC, her first all-region and all-conference selections of her career...Of her 19 home runs, had one grand slam vs. Ball State (2/13)...Had a .989 fielding percentage, committing only five errors...In conference play, Rhodes batted .315 over 24 games with 23 hits, 21 runs scored, four doubles, one triple, nine home runs and 21 RBI...Triples came at Ole Miss (3/16) and vs. South Alabama (5/17) in the NCAA Regional final, the first triples of her career...In both performances, the triples were her only hit in each game, but against the Jaguars, the three-bagger scored two in a 7-4 victory sending Auburn to the NCAA Super Regional...Totaled 11 multi-hit games in 2015, highest total of her career...

Set four new single-game personal records in 2015 in runs, hits, RBI and home runs... Against Ole Miss (3/14), Rhodes went 3-for-3 with three home runs and seven RBI with three runs scored...Had five games of three RBI or more vs. Ball State (4) (2/13), Winthrop (3) (2/15), Ohio State (5) (2/27), Ole Miss (7), Kentucky (3) (3/21) and Florida State (3) (3/25)... Scored one of Auburn's two runs in its 3-2 nine-inning loss to Florida in the Women's College World Series semifinal...Had another hit in the series vs. Tennessee (5/30), part of a 1-for-2 performance with one RBI, helping Auburn to its first win ever in the Women's College World Series.

#### **SOPHOMORE SEASON (2014)**

Appeared in 56 games, while starting 54 as the primary first baseman...Batted .218 with 21 runs scored, 34 hits, eight doubles, seven home runs and 45 RBI...Her RBI total was good for third-high-



est on the team behind Brandi Melero (78) and Kasey Cooper (77)...Hit .364 (24-for-66) with runners in scoring position...Her RBI total also marks for a tie for the fifth-highest total in a single season in Auburn history...Slugged .404 and walked 10 times with a .272 on-base percentage...Hit three grand slams, one each vs. IPFW (3/14), Georgia State (3/26) and Kentucky (3/30)...Marked a .989 fielding percentage at first base, committing only four errors with 27 double-plays...In conference play, Rhodes batted .130 in 19 games... In 54 at-bats, she had seven hits with three home runs and one double along with eight RBI...Hit



her first double of her collegiate career as part of a 2-for-3 game vs. Morehead State (2/8)...Hit her first home run of her Auburn career vs. Jacksonville State (2/22), a three-run home run...Totaled seven multi-hit games in 2014... Longest hitting streak of nine games during the season occurring with a 1-for-2 game vs. Troy (3/12) through a 1-for-3 game vs. Mississippi State (3/23)...Had only one hit in the NCAA Minneapolis Regional after going 1-for-3 with one double and one RBI vs. Green Bay (5/17) in the first elimination game...Had a great SEC Tournament performance, going 3-for-7 over two games vs. South Carolina (5/7) and Alabama (5/8) with one RBI in each game.

**FRESHMAN SEASON (2013)**

Appeared in 25 games with six starts ... Hit .083 with two RBI ... Appeared in 16 SEC games with five starts ... Singled and stole a base against Texas A&M-Corpus Christi ... Delivered RBI single in game two vs. Appalachian State.

**HIGH SCHOOL**

Played for coach Kelly Risley ... Helped lead Sarasota to two regional championships and one district championship ... Lettered three years in softball and one year in basketball.

**PERSONAL**

Daughter of Kerry and Arthur Rhodes ... Has one brother, Trey, and one sister, Fa ... Father, Arthur, played professionally for 21 years spending 20 seasons in Major League Baseball and winning the 2011 World Series as a member of the St. Louis Cardinals ... Major: Public Administration.



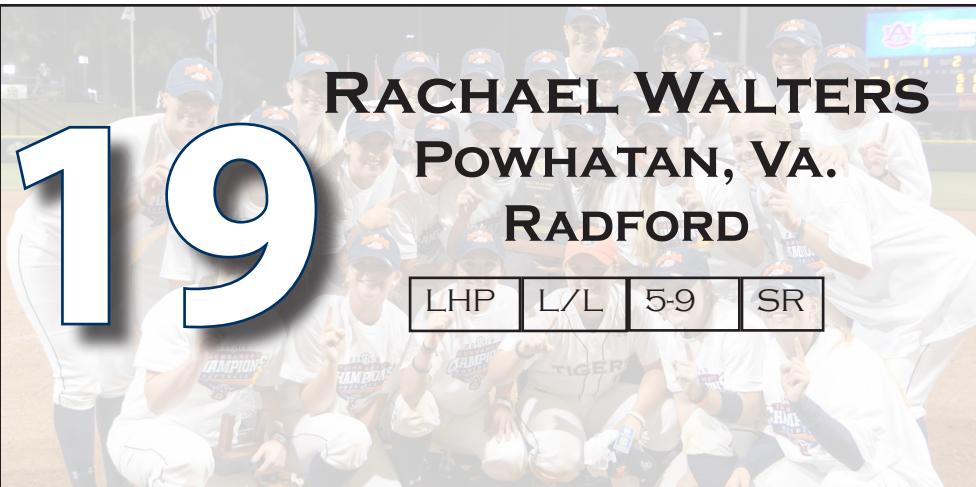
**RHODES' CAREER STATS**

Year	Avg	GP-GS	AB	R	H	2B	3B	HR	RBI	SLG%	BB	SO	OB%	SB-ATT	FLD%	E
2013	.083	25-6	24	3	2	0	0	0	2	.083	4	10	.241	2-3	1.000	0
2014	.218	56-54	156	21	34	8	0	7	45	.404	10	36	.272	0-0	.989	4
2015	.284	67-67	183	46	52	6	2	19	58	.650	28	42	.389	0-1	.989	5
<b>TOTAL</b>	<b>.242</b>	<b>148-127</b>	<b>363</b>	<b>70</b>	<b>88</b>	<b>14</b>	<b>2</b>	<b>26</b>	<b>105</b>	<b>.507</b>	<b>42</b>	<b>88</b>	<b>.331</b>	<b>2-4</b>	<b>.989</b>	<b>9</b>

**RHODES' CAREER BESTS**

Hits:	3 x2 (last at Ole Miss, 3/14/15)	RBI:	7 (at Ole Miss, 3/14/15)
Doubles:	1 x14 (last vs. #8 Tennessee, 5/30/15)	Home Runs:	3 (at Ole Miss, 3/14/15)
Triples:	1 x2 (last vs. S. Alabama, 5/17/15)	Runs Scored:	3 x2 (last at Ole Miss, 3/14/15)
Stolen Bases:	1 x2 (last at Middle Tenn. 3/13/13)	Walks:	2 x9 (last vs. #11 UL-Lafay. (5/23/15)





**RACHAEL WALTERS**  
**POWHATAN, VA.**  
**RADFORD**

19

LHP	L/L	5-9	SR
-----	-----	-----	----

**JUNIOR SEASON AT AUBURN (2015)**


Made 47 appearances in her first full season as a Tiger, leading the team...Also was tops on the team with a 2.91 ERA, eight complete games and four saves...Generated an 18-3 record, second-most wins on the team...Pitched over 149 innings, giving up 136 hits, 70 runs, 62 of which were earned, 61 walks and 118 strikeouts...The 118 strikeouts were easily a team-best as she was the only Tiger to have 100 strikeouts or more last season... Her runs allowed were a team-low as well as the .238 opponent's batting average...In league play, she was a team-best in ERA (4.04),

appearances (20), complete games (4), innings pitched (62.1) and strikeouts (46)...In the NCAA Tournament, Walters was her most beneficial out of the bullpen, starting only once, but making seven appearances and one save with a 2.38 ERA...With just 17.2 innings pitched, Walters only gave up 13 hits and six earned runs with 16 strikeouts...In the Women's College World Series, she made four appearances, all out of the bullpen, pitching 7.2 innings with six hits given up and two earned runs with nine strikeouts and one walk...Tallied five strikeouts or more in 11 appearances, with a season-high nine coming

against Missouri (3/28), part of a 7.1 inning outing...Followed that up with a seven strikeout performance and series clincher over #11 Tennessee (4/4) as she saddled 6.1 innings of relief, helping Auburn to a 12-9 victory...Scored the victory over South Alabama (5/17) to secure Auburn a spot in the NCAA Super Regional, going 3.2 innings out of the bullpen with only three walks given up with two strikeouts.

**SOPHOMORE SEASON AT RADFORD (2014)**

Recorded staff-best 132 strikeouts with 39 appearances and 28 starts...Tied for Big South lead of



three saves...Held opponenets to a .235 average...Ranked in the league top-ten in appearances (2nd), starts (3rd), strikeouts (6th), wins (7th) and innings pitched (10th)...Career-high strikeouts was 10th-best total in the Radford single-season record books...Big South Pitcher of the Week in April 2014...Held opponents to a .207 average in league play with a 2.90 ERA.

**PERSONAL**

Daughter of Timmy and Michelle Walters...Has an identical twin sister, Chelsea and is majoring in marketing.

**FRESHMAN SEASON AT RADFORD (2013)**

Selected first-team All-Big South and All-Freshman team...Started 25 games with 36 appearances... Pitched 174 innings and 13 complete games...Posted a team-best 116 strikeouts, which was the most at Radford since 2010...Was 10-4 in league contests and 6-1 on the road...Two-time Big South Pitcher of the Week...Tossed a season-high of 11 innings with season-best 11 strikeouts against Campbell.

**HIGH SCHOOL**

2011 Region A Pitcher of the Year and first-team all-state...Posted a 19-2 record in 2011 with a 0.49 ERA and 196 strikeouts...Three-time all-district first-team selection...2010 and 2011 district pitcher of the year as well as first-team all-region and all-metro...2011 first-team all-state.



**WALTERS' CAREER PITCHING STATS**

Year	ERA	W	L	App	GS	CG	SHO	CBO	SV	IP	H	R	ER	BB	SO	B/Avg	WP	HBP
2013	3.10	14	14	36	25	13	0	0	0	174.0	204	107	77	41	116	.278	6	22
2014	2.92	11	15	39	28	9	1	0	3	151.0	139	78	63	43	132	.235	1	13
2015	2.91	18	3	47	19	8	5	1	4	149.1	136	70	62	61	118	.238	5	23
<b>TOTAL</b>	<b>2.98</b>	<b>43</b>	<b>32</b>	<b>112</b>	<b>72</b>	<b>30</b>	<b>6</b>	<b>1</b>	<b>7</b>	<b>474.1</b>	<b>479</b>	<b>255</b>	<b>202</b>	<b>145</b>	<b>366</b>	<b>.250</b>	<b>12</b>	<b>58</b>

**WALTERS' CAREER PITCHING BESTS (AT AUBURN)**

Innings	9.0 (vs. Campbell, 4/20/13)	Earned Runs	7 (vs. #6 Alabama, 4/18/15)
Walks	5 x2 (last at #11 Florida State, 3/25/15)	Hits:	9 (at #20 Missouri, 3/28/15)
Strikeouts:	11 (vs. Campbell, 4/20/13)		
Runs	7 (vs. #6 Alabama, 4/18/15)		





44

## JENNA ABBOTT DAWSONVILLE, GA. DAWSON COUNTY

P/DP	L/L	5-4	JR
------	-----	-----	----

### **SOPHOMORE SEASON (2015)**

Played in 45 games with 28 starts, primarily as the designated player... Also pitched 10.2 innings in the circle with one start coming against Dartmouth (2/21)... Compiled a 4.59 ERA through 11 appearances with eight strike outs and only 15 hits given up ... At the plate, hit .270 with 20 walks and only 19 strikeouts on the year while driving in 21 RBI and 10 runs scored...Hit .255 in SEC play with 12 hits, two home runs and 12 RBI in 47 plate appearances...Had a career-best three hits in a 3-for-3 day against Tennessee (4/2) with one double...Hit only two home

runs on the year, but her second home run was a big one as it was a 3-run home run vs. Alabama (4/18) to help the Tigers defeat the Tide 13-12 in eight innings ... Had one hit each in all three games of the SEC Tournament with two RBI as Auburn's designated player... Followed up the SEC Tournament championship with two hits in the NCAA Tournament and three RBI, both of those hits coming in the Women's College World Series.

### **FRESHMAN SEASON (2014)**

Started 30 games of 45 appearances during her first year as a Tigers, all at either first base or

designated player position... Batted .255 with 24 hits, 16 runs scored, five home runs and 30 RBI...Slugged .479 with 10 walks and 15 strikeouts...Also pitched in the circle with six appearances and a 1.75 ERA...Totaled eight innings in the white circle, giving up six hits, two earned runs and four strikeouts...Batted .208 in SEC play with 16 starts...Had 10 hits in conference play with three doubles and nine RBI...Notched her first collegiate hit vs. Marshall (2/14) in a pinch hit role, bringing in two RBI...The next day vs. Winthrop (2/16), pinch hit again only this time, hitting two two-run home runs, her first home runs as a Tiger...The four RBI total stayed as a season-high for the remainder of the season...Tallied five total games with multi-RBI, coming against Winthrop, Syracuse (3/1), Ball State (3/15), Murray State (3/19), Mississippi State (3/21) and Missouri (4/13)...Started two games of the NCAA Minneapolis Regional vs. Green Bay (5/17) and Minnesota (5/18), appearing in four of the five games of the regional...Went 1-for-1 vs. Minnesota in game one of the regional final, hitting a game-winning home run in the bottom of the eighth inning to send the weekend to a deciding final game.



**HIGH SCHOOL**

Played for coach Jimmy Pruett ... Named 2012 7AAA Player of the Year ... Also earned first-team all-state ... Named Gainesville Times Northeast Georgia Player of the Year ... Posted 13-3 record with a 0.71 ERA as a senior in 2013 ... Had 123 strikeouts in 72.0 innings of work ... Also as a senior, hit .611 with nine home runs, 26 RBI, 12 doubles and .747 on-base percentage ... Played travel ball for Atlanta Vipers, winning 2013 18Gold ASA national championship.

**PERSONAL**

Daughter of Margaret and Jeff Abbott ... Has one brother, Jeffrey ... Major: Healthcare Administration...Greatest memory came on the 2014 season's final day when she hit a game-winning two-run home run in the bottom of the eighth inning to send the NCAA Minneapolis Regional to a deciding final game.



**ABBOTT'S CAREER PITCHING STATS**

Year	ERA	W	L	App	GS	CG	SHO	CBO	SV	IP	H	R	ER	BB	SO	B/Avg	WP	HBP
2014	1.75	0	0	6	0	0	0	2	0	8.0	6	2	2	0	4	.214	2	0
2015	4.59	0	0	11	1	0	0	2	0	10.2	15	9	7	2	8	.319	1	3
<b>TOTAL</b>	<b>3.36</b>	<b>0</b>	<b>0</b>	<b>17</b>	<b>1</b>	<b>0</b>	<b>0</b>	<b>4</b>	<b>0</b>	<b>18.2</b>	<b>21</b>	<b>11</b>	<b>9</b>	<b>2</b>	<b>12</b>	<b>.280</b>	<b>3</b>	<b>3</b>

**ABBOTT'S CAREER PITCHING HIGHS**

Innings	2.0 x4 (last vs. Winthrop, 2/15/15)	Hits:	3 (vs. Eastern Illinois, 2/14/15)
Walks:	1 x2 (last at #23 Texas A&M, 4/11/15)		
Strikeouts:	2 x3 (last vs. Evansville, 2/7/15)		
Runs:	3 x2 (last at #23 Texas A&M, 4/11/15)		
Earned Runs:	3 (at #23 Texas A&M, 4/11/15)		

**ABBOTT'S CAREER STATS**

Year	Avg	GP-GS	AB	R	H	2B	3B	HR	RBI	SLG%	BB	SO	OB%	SB-ATT	FLD%	E
2014	.255	45-30	94	16	24	6	0	5	30	.479	10	15	.345	0-0	1.000	0
2015	.270	44-28	89	10	24	3	1	2	21	.393	20	19	.417	0-0	1.000	0
<b>TOTAL</b>	<b>.262</b>	<b>89-58</b>	<b>183</b>	<b>26</b>	<b>48</b>	<b>9</b>	<b>1</b>	<b>7</b>	<b>51</b>	<b>.437</b>	<b>30</b>	<b>34</b>	<b>.382</b>	<b>0-0</b>	<b>1.000</b>	<b>0</b>

**ABBOTT'S CAREER BESTS**

Hits:	3 (vs. #11 Tennessee, 4/2/15)	RBI:	4 (vs. Winthrop, 2/16/14)
Doubles:	2 (vs. Ball State, 3/15/14)	Home Runs:	2 (vs. Winthrop, 2/16/14)
Triples:	1 (vs. #11 Tennessee, 4/2/15)	Runs Scored:	2 x5 (last at #23 Texas A&M, 4/11/15)
Stolen Bases:	N/A	Walks:	3 (vs. #11 UL-Lafayette, 5/22/15)





# 13

## KASEY COOPER DOTHAN, ALA. DOTHAN HS

3B	L/R	5-6	JR
----	-----	-----	----

*NFCA First Team All-American (2015)*  
*NFCA Second-Team All-American (2014)*  
*NFCA National Co-Freshman of the Year (2014)*  
*NFCA First-Team All-Southeast Region (2014, 2015)*  
*NFCA All-America Scholar Athlete (2014, 2015)*  
*USA Softball Top 50 Watch List*  
*Capital One CoSIDA Academic All-American (2015)*  
*Capital One CoSIDA Academic All-District (2015)*  
*All-SEC First Team (2015)*  
*SEC All-Defensive (2015)*  
*All-SEC Second-Team (2014)*  
*SEC All-Freshman Team (2014)*  
*SEC All-Tournament Team (2015)*  
*SEC Freshman of the Week x2 (March 10, 2014, April 28, 2014)*  
*Preseason All-SEC (2015)*

### **SOPHOMORE SEASON (2015)**

Played in 64 games as the starting third-baseman, batting .391 with 75 hits, 18 home runs and 64 RBI...The batting average was good for third-best on the team, while the home run total tied for second-best on the team, setting a new personal-best for home runs in a season...Also had 14 doubles equalling a .745 slugging percentage, which was good for second-best on the team behind

Emily Carosone...Totaled 49 walks in 2015, setting a new Auburn single-season record...Along with six hit by pitches, Cooper garnered a .524 on-base percentage, good for second on the team...Named NFCA First Team All-American, her second-straight All-American honor...Also named NFCA First Team All-Southeast Region for the second year in a row...Becomes the first Auburn Tiger to be named All-SEC, All-Region and All-American in her first two collegiate seasons...Stole seven bases on nine attempts, the seven steals were the most on the team by a single player since 2013...The

75 hits during the season was a new single-season personal-best by the Dothan, Ala.-native along with the 14 doubles...Made seven errors during the year for a .960 fielding percentage and part of 14 double-plays...Batted .333 during the NCAA Tournament, going 10-for-31 with five runs scored, three extra-base hits, one home run and eight RBI...Also had nine walks during the tournament, second-most on the Tiger team during the nine-game run...Of the nine games that Cooper had at least one hit during the NCAA Tournament, six were multi-hit games, going 2-for-3 vs. Tennes-

see Tech (5/15), 3-for-5 vs. South Alabama (5/17) and 2-for-3 with a home run, a double and three RBI vs. Louisiana-Lafayette (5/23) in the Super Regional...Scored a career-high three runs vs. Chattanooga (2/8) and had another career-high four hits vs. Arkansas (4/25)...Hit two home runs twice in a game at USF (2/22) and vs. UAB (4/8), tying a career-high...Hit an astounding .415 in conference play with 27 hits, nine doubles, six home runs and 18 RBI...The .415 average over 24 SEC games was good for second on the team... Began the season on a six-game hitting streak with two hits vs. Troy (2/5), one hit vs. UAB (2/6), Evansville (2/7) and George Washington (2/7), two hits vs. Appalachian State (2/8), then capped with a 3-for-4 day vs. Chattanooga (2/8) with two RBI and two doubles... Notched a season-high 17-game hit streak ranging from 2/21 vs. Dartmouth to 3/20 vs. Kentucky... Totaled 23 hits during the streak with 25 RBI and nine home runs... Had a 2-for-2 game with six RBI and two homers at USF (2/22), the six RBI was a season-high total for the sophomore...Along with Tiffany Howard, Cooper was named Auburn's first Capital One CoSIDA Academic All-American since 2009 and was the program's first first-teamer...Named to SEC Spring Academic Honor Roll.

#### **FRESHMAN SEASON (2014)**

Played in all 62 games as the starting third-baseman for Auburn, batting a team-leading .418 with 74 hits, 10 doubles, 18 home runs and 77 RBI...Named NFCA Second-Team All-American along with the NFCA National Co-Freshman of the Year award...Also made the NFCA First Team All-Southeast

Region team, marking the first time an Auburn freshman was ever named to the All-Region team and an All-American...Along with teammates Brandi Melero and Emily Carosone, Cooper became one of the first Auburn players to be named to an All-Region team since 2005...Set Auburn freshman single-season records for RBI (77) and home runs (18)... Also named to All-SEC Second Team and All-Freshman Team becoming the first Auburn player to do so...Her home run total is also the most in a season by an Auburn player in program history...Tied with Melero for scoring 70 runs during the season, setting a new Auburn single-season record...Her .418 average was the second-highest for one season in Auburn softball history...Led the team in slugging (.780) and was

second in walks (43), only striking out seven times...Compiled a .977 fielding percentage with only four errors, none coming in conference play...Second on the team in batting average in SEC play (.377), playing in all 24 games with 26 hits, three doubles, six home runs and 21 RBI...With runners on-base, Cooper batted .414 (46-for-111) and was .408 with runners in scoring position...Had a season-high four hits vs. Ball State (3/15), after going 4-for-4 with another season-high seven RBI, the most by any Auburn player in a game during the 2014 season... Talled four RBI or more in a single-game six times (vs. Winthrop, Purdue, Ball State, Georgia State, Texas A&M, Green Bay)...Had one multi-home run game occurring at Georgia State (3/26), part of a five RBI day in only two official





at-bats...Her first collegiate hit came in the second game of the year vs. North Dakota State (2/7), a 3-for-4 game with one run scored and two RBI...First collegiate home run was vs. Tennessee Tech (2/9), another 3-for-4 day with two runs scored and one RBI...Stole two bases in 2014, the first coming vs. No. 16 Missouri, the second vs. Alabama State (4/23)...Totaled two seven-game hit streaks, her longest of the year, the last coming on a stretch starting with the second game at No. 15 Georgia and finishing with a three-hit game vs. South Carolina (5/2)...Named SEC Freshman of the Week twice becoming the first Auburn player to win the award twice in one year since Anna Thompson in 2007.

### HIGH SCHOOL

Played for coach Patricia Ball ... Helped lead Dothan High School to 2011 6A state championship ... Earned 2013 Alabama Gatorade Player of the Year honors ... Also named to Alabama Super All-State Team and MaxPreps All-American Team ... Earned 6A Player and Pitcher of the Year honors ... Hit .569 with 22 home runs, 77 RBI to go with 28-13 record, 1.35 ERA and 392 strikeouts as a senior ... Played travel ball for Tennessee Fury.

### PERSONAL

Daughter of Jeff and Peppi Cooper ... Has one sister, Kortney, who played softball at Troy...Was

inducted into the National Society of Collegiate Scholars in 2014 as well as the Golden Key International Honour Society for being in the top 15% of her class after her freshman year. Her greatest moment came during the Texas A&M series in 2014 as it was a defining moment for her as well as when her teammate, Brandi Melero ended the first game of the series in walk-off fashion, which put the team in the SEC Tournament... Currently majoring in mechanical engineering.



### COOPER'S CAREER STATS

Year	Avg	GP-GS	AB	R	H	2B	3B	HR	RBI	SLG%	BB	SO	OB%	SB-ATT	FLD%	E
2014	.418	62-62	177	70	74	10	0	18	77	.780	43	7	.527	2-3	.977	4
2015	.391	64-64	192	56	75	14	0	18	64	.745	49	25	.524	7-9	.960	7
<b>TOTAL</b>	<b>.404</b>	<b>126-126</b>	<b>369</b>	<b>126</b>	<b>149</b>	<b>24</b>	<b>0</b>	<b>36</b>	<b>141</b>	<b>.762</b>	<b>92</b>	<b>32</b>	<b>.525</b>	<b>9-12</b>	<b>.969</b>	<b>11</b>

### COOPER'S CAREER BESTS

Hits: 4 x2 (last vs. Arkansas, 4/25/15)

Doubles: 2 (vs. Chattanooga, 2/8/15)

Triples: N/A

Stolen Bases: 1 x9 (last vs. S. Alabama, 5/17/15)

RBI: 7 (vs. Ball State, 3/15/14)

Home Runs: 2 x3 (last vs. UAB, 4/8/15)

Runs Scored: 3 x6 (last vs. Chattanooga, 2/8/15)

Walks: 3 x3 (last vs. #7 UCLA, 5/30/15)





**HALEY FAGAN**  
**DUNNELLON, FLA.**  
**S. ALABAMA**

SS	R/R	5-11	RS-JR
----	-----	------	-------

**REDSHIRT SOPHOMORE YEAR (2015)**

Completed first full season in an Auburn uniform, starting all 67 games at either shortstop or third base...Became Auburn's primary shortstop during run into Women's College World Series...Hit .347 during season with 69 hits, 11 doubles, 13 home runs and 56 RBI...All offensive numbers set new career single-season highs for the Florida-native, along with having a stellar glove on the left side of the infield...Fagan finished the year with a .951 fielding percentage, but had a team-high 11 errors...The 13 home runs was

fourth-best total on the team and made her one of five Auburn players with 10 or more home runs during the season...Hit nearly an identical average during conference play (.338), notching 26 hits with five doubles, four home runs and 17 RBI...Got her first hit and first home run in an Auburn uniform on opening day vs. Troy (2/5), part of a 2-for-3 day with two runs scored and one RBI... Was one of Auburn's best hitters in the NCAA Tournament, going 10-for-31 (.323) with nine runs scored, one home run and three RBI...Her home run came in the NCAA Regional vs. South Alabama

(5/16) as it was the only run in the game, helping Auburn defeat the Jaguars 1-0 and advance to the regional final...Two weeks before, Fagan had an identical performance, hitting the solo home run vs. LSU (5/2), giving Auburn the 1-0 victory and series win...Had career-highs four runs and four hits at No. 20 Missouri (3/27), part of a perfect 4-for-4 day with three RBI and a home run to open the three-game series against the Tigers...Set a new career-high six RBI in a game vs. Chattanooga (2/8) in the first week of the season, going 3-for-4 with two runs scored...The six RBI tied for the second-most in



a game by a Tiger during the 2015 season and was one of 14 multi-RBI games for Fagan this season... In the college world series, went 4-for-15 (.267) with only one RBI, that RBI coming in Auburn's first elimination game vs. Tennessee (5/30).

and Cameron ... Has two sisters that played collegiate softball, Kasey at the University of Arkansas and Sami at the University of Missouri ....Father Kevin played in the NFL for the San Francisco 49ers from 1987-1993 ... Major: Communications.

**SOPHOMORE YEAR (AUBURN) (2014)**

*Fagan redshirted during the 2014 season for the Tigers.*

**FRESHMAN YEAR (SOUTH ALABAMA) (2013)**

Hit .352 with a team-best 11 home runs and 51 RBI ... Helped lead USA to Sun Belt Conference Tournament championship and a host-site to NCAA Regional ... Named Sun Belt Conference Freshman of the Year ... Also named First-Team All-SBC .... Earned NFCA First-Team All-Region honors.

**HIGH SCHOOL**

Played for coach Kevin Fagan ... Helped lead Dunnellon High School to state championships in 2009 and 2010 ... Played travel ball for Team North Florida.

**PERSONAL**

Daughter of Nancy and Kevin Fagan ... Has two brothers, Cole and Jack, and three sisters, Kasey, Sami



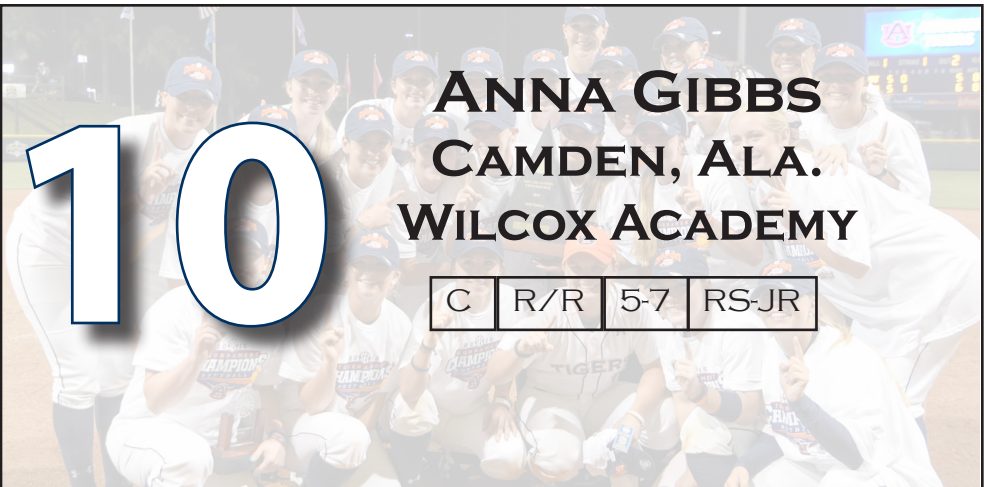
**FAGAN'S CAREER STATS**

Year	Avg	GP-GS	AB	R	H	2B	3B	HR	RBI	SLG%	BB	SO	OB%	SB-ATT	FLD%	E
2013	.352	56-56	165	40	58	6	1	11	51	.600	16	31	.405	1-1	.943	11
2014																
REDSHIRT SEASON																
2015	.347	67-67	199	58	69	11	0	13	56	.598	29	27	.427	3-3	.951	11
<b>TOTAL</b>	<b>.349</b>	<b>123-123</b>	<b>364</b>	<b>98</b>	<b>127</b>	<b>17</b>	<b>1</b>	<b>24</b>	<b>107</b>	<b>.599</b>	<b>45</b>	<b>58</b>	<b>.416</b>	<b>4-4</b>	<b>.947</b>	<b>22</b>

**FAGAN'S CAREER BESTS**

Hits:	4 x3 (last at #20 Missouri, 3/27/15)	RBI:	6 (vs. Chattanooga, 2/8/15)
Doubles:	2 x2 (last at Ole Miss, 3/14/15)	Home Runs:	2 (at ULM, 4/20/13)
Triples:	1 (at Florida Intl., 3/23/13)	Runs Scored:	4 (at #20 Missouri, 3/27/15)
Stolen Bases:	1 x4 (last at #11 Florida State, 3/25/15)	Walks:	2 x6 (last vs. S. Alabama, 5/17/15)





**ANNA GIBBS**  
**CAMDEN, ALA.**  
**WILCOX ACADEMY**

C R/R 5-7 RS-JR

SEC Spring Academic Honor Roll (2013)

14-2 run-rule victory...Named to SEC Spring Academic Honor Roll.

playing time in 14 games...Batted .286 in 14 at-bats with four hits, one home run and four RBI...Also walked twice and had a .412 on-base percentage...Saw action in three conference games, notching one hit and one RBI...Tallied her

**REDSHIRT SOPHOMORE SEASON (2015)**

Played in 23 games with two starts, majority as a pinch hitter... Was one of Auburn's best bats off the bench with a .211 average... In 19 at-bats, had four hits, three runs scored, one home run and two RBI...Also walked seven times for a .423 on-base percentage... Played in seven SEC games with seven at-bats with one hit for a .143 average...Made first start of the season as a DP vs. Chattanooga (2/8), second start came against #11 Florida State (3/25) in the second game of a double-header at the catcher spot... Went 1-for-3 against the Seminoles with one RBI...Also went 1-for-1 as a pinch hitter against Ohio State, a solo home run in a

**REDSHIRT FRESHMAN SEASON (2014)**

Took the field for the first time in the Orange and Blue, seeing



**GIBBS' CAREER STATS**

Year	Avg	GP-GS	AB	R	H	2B	3B	HR	RBI	SLG%	BB	SO	OB%	SB-ATT	FLD%	E
2013																
REDSHIRT																
2014	.286	14-0	14	2	4	0	0	1	4	.500	2	3	.412	0-0	1.000	0
2015	.211	23-2	19	3	4	0	0	1	2	.368	7	6	.423	0-0	.950	1
<b>TOTAL</b>	<b>.242</b>	<b>37-2</b>	<b>33</b>	<b>5</b>	<b>8</b>	<b>0</b>	<b>0</b>	<b>2</b>	<b>6</b>	<b>.424</b>	<b>9</b>	<b>9</b>	<b>.419</b>	<b>0-0</b>	<b>.960</b>	<b>1</b>

**GIBBS' CAREER BESTS**

Hits:	1 x8 (last at #11 Florida State, 3/25/15)	RBI:	2 (at Georgia St., 3/26/14)
Doubles:	N/A	Home Runs:	1 x2 (last vs. Ohio State, 2/27/15)
Triples:	N/A	Runs Scored:	1 x5 (last vs. #13 Arizona, 3/6/15)
Stolen Bases:	N/A	Walks:	1 x9 (last vs. S. Alabama, 5/17/15)



first collegiate hit vs. Syracuse (3/1) as a pinch hitter in Auburn's 10-1 win over the Orange...Hit her first home run, a two-run shot as a pinch hitter vs. Georgia State (3/26)...Went 1-for-2 with one RBI vs. No. 10 Kentucky (3/30)...Also notched a pinch hit vs. No. 14 Minnesota (5/18), which led to an RBI in Auburn's 4-3 win to send the NCAA Minneapolis Regional to a final game.

### **FRESHMAN SEASON (2013)**


Redshirted her freshman year due to injury.

### **HIGH SCHOOL**

Played for coach Paige Huff ... Hit .477 with 31 RBI and seven home runs as a senior ... Lettered four years in softball and basketball ... Helped lead Wilcox Academy to 2010 state championship in basketball ... Lettered one year in volleyball and track and field.

### **PERSONAL**

Daughter of Patti and Strother Gibbs ... Has one brother, Lane, and two sisters, Melody and Sara Kate ... Uncle, Tim Drinkard, played football at Auburn in 1981-82 ... Major:Early Child Special Education.





**KIMBERLEE MYERS**  
**CASA GRANDE, ARIZ.**  
**WASHINGTON**

33

INF | R/R | 5-6 | JR

**SOPHOMORE SEASON AT AU-  
 BURN (2015)**

Played in seven games, all off the bench...Went 0-for-6 with one walk and two strikeouts...Had a .143 on-base percentage...Saw playing time against Evansville (2/7), Appalachian State (2/8), Georgia State (2/12), Ball State (2/13), Eastern Illinois (2/14), Ohio State (2/27) and #22 Arizona (3/6)...Named to SEC Spring Academic Honor Roll.

**FRESHMAN SEASON AT WASH-  
 INGTON (2014)**

Appeared in 22 games, earning 21 at-bats, during her first season for the Huskies...Notched first career-hit on Feb. 8 vs. Arkansas... Finished the season with four singles and one RBI.

**HIGH SCHOOL**


Lettered all four years and was a

captain during her senior year at Casa Grande High School...Was East Valley Player of the Year in 2010...Named All-Region First-Team as a freshman, sophomore and senior...Made All-Region Second-Team during her junior season...Named all-state all four years, making first-team as a freshman in 2010, second-team in 2011 and 2013, as well as an honorable mention in 2012...Played for the

Arizona Hotshots (Phoenix, Ariz.) travel team, coached by Gary Davis...Also played for the Birmingham Thunderbolts (Birmingham, Ala.), coached by Richard Shea.

**PERSONAL**

Daughter of Kim and Mary Ann Garcia-Myers and has one older brother, Brett...Majoring in Psychology.



**MYERS' CAREER STATS**


Year	Avg	GP-GS	AB	R	H	2B	3B	HR	RBI	SLG%	BB	SO	OB%	SB-ATT	FLD%	E
2014	.190	22-0	21	4	4	0	0	0	1	.190	2	6	.261	0-0	1.000	0
2015	.000	7-0	6	0	0	0	0	0	0	.000	1	2	.143	0-0	1.000	0
<b>TOTAL</b>	<b>.095</b>	<b>29-0</b>	<b>27</b>	<b>4</b>	<b>4</b>	<b>0</b>	<b>0</b>	<b>0</b>	<b>1</b>	<b>.095</b>	<b>3</b>	<b>8</b>	<b>.202</b>	<b>0-0</b>	<b>1.000</b>	<b>0</b>

**MYERS' CAREER BESTS**

Hits: 1 x4 (last vs. Nebraska, 3/8/14)  
 Doubles: N/A  
 Triples: N/A  
 Stolen Bases: N/A

RBI: 1 (vs. UCLA, 3/22/14)  
 Home Runs: N/A  
 Runs Scored: 1 x4 (last vs. Texas, 3/8/14)  
 Walks: 1 x3 (last vs. Ball State, 2/13/15)





**SYDNE WALDROP**  
**SPRINGVILLE, ALA.**  
**SPRINGVILLE HIGH**

INF	R/R	5-6	JR
-----	-----	-----	----

**SOPHOMORE SEASON (2015)**

Appeared in 34 games as a pinch runner or pinch hitter ... Recorded her first collegiate hit and RBI at home against Winthrop (2/15) ... Was walked once vs. Georgia State (2/12) ... Posted a .333 batting average overall on the year in three at-bats ... Scored 14 runs overall as a pinch runner, including one in the Women's College World Series against UCLA (5/30).

**FRESHMAN SEASON (2014)**

Appeared in six games throughout the season as a pinch hitter or pinch runner... Had one at-bat vs. Winthrop (2/16) and Savannah State (3/15) and scored runs as a pinch runner against Georgia State (3/26) and Missouri (4/12)... Tallied a walk in her first collegiate at-bat vs. Marshall (2/14) and recorded her second walk against Savannah State (3/15).

**HIGH SCHOOL**

Played for coach Chris Williams at Springville High School and also was a member of the Birmingham Thunderbolts 18 Premier Team... Hit .579 with 3 RBIs in her final year at Springville.



**WALDROP'S CAREER STATS**

Year	Avg	GP-GS	AB	R	H	2B	3B	HR	RBI	SLG%	BB	SO	OB%	SB-ATT	FLD%	E
2014	.000	6-0	2	2	0	0	0	0	0	.000	2	0	.500	0-0	1.000	0
2015	.333	34-0	3	14	1	0	0	0	1	.333	1	1	.500	0-0	1.000	0
<b>TOTAL</b>	<b>.200</b>	<b>40-0</b>	<b>5</b>	<b>16</b>	<b>1</b>	<b>0</b>	<b>0</b>	<b>0</b>	<b>1</b>	<b>.200</b>	<b>3</b>	<b>1</b>	<b>.500</b>	<b>0-0</b>	<b>1.000</b>	<b>0</b>

**WALDROP'S CAREER BESTS**

Hits:	1 (vs. Winthrop, 2/15/15)	RBI:	1 (vs. Winthrop, 2/15/15)
Doubles:	N/A	Home Runs:	N/A
Triples:	N/A	Runs Scored:	1 x16 (last vs. #7 UCLA, 5/30/15)
Stolen Bases:	N/A	Walks:	1 x3 (last vs. Georgia State, 2/12/15)





**KAYLEE CARLSON**  
**GARDEN GROVE, CALIF.**  
**NORTH CAROLINA**

RHP	R/R	5-10	SO
-----	-----	------	----

**FRESHMAN SEASON AT NORTH CAROLINA (2015)**

Was the most used pitcher on the Tar Heel staff in her first season at Carolina, going 18-10 in 36 appearances...Struck out 121 batters while recording a 3.32 ERA...Threw 14 complete games...Pitched a one hit, one walk complete game in the win over Dayton (2/20).

**HIGH SCHOOL**

Starting pitcher for four years on the varsity team...MaxPreps Freshman All-America Team in 2011, MaxPreps All-America Second Team in 2013, MaxPreps All-America First Team in 2014... Ranked #17 in StudentSports.com's Top 100 Seniors...Led Pacifica to the 2014 CIF Southern Section Division 1 Championship... Named all-state and all-county four straight years years...Named Orange County Pitcher of the Year

in 2013...Named to All-Empire League first team four straight years...Helped team to Empire League title in 2011, 2012, 2013 and 2014...Named Empire League Pitcher of the Year in 2011, 2012, 2014...Named Pacifica Softball MVP in 2013 and 2014 and Rookie of the Year in 2011...Helped team to tournament title and was named Carew Classic Tournament Most Valuable Pitcher in 2012 and 2013...CIF Southern Section semi-finalist in 2013 and quarter-finalist in 2012...16U PGF National Champion in 2012 and 18U PGF National Finalist in 2013 with Team Mizuno/OC Batbusters... Claimed the 2014 PGF National Championship with the OC Batbusters...Boulder Independence Tournament Champion in 2012 and 2013...2014 Pacifica High School Co-Female Athlete of the Year...Honor roll student, member

of the Pink Ribbon Club and the National Society of High School Scholars.

**PERSONAL**

Kaylee Denise Carlson...Plans to major in biology...Daughter of Bill and Katey Carlson...Has one sister.



**CARLSON'S CAREER PITCHING STATS**

Year	ERA	W	L	App	GS	CG	SHO	CBO	SV	IP	H	R	ER	BB	SO	B/Avg	WP	HBP
2015	3.32	18	10	36	29	14	2	5	0	166.1	176	99	79	58	121	.267	10	5
<b>TOTAL</b>	<b>3.32</b>	<b>18</b>	<b>10</b>	<b>36</b>	<b>29</b>	<b>14</b>	<b>2</b>	<b>5</b>	<b>0</b>	<b>166.1</b>	<b>176</b>	<b>99</b>	<b>79</b>	<b>58</b>	<b>121</b>	<b>.267</b>	<b>10</b>	<b>5</b>

**CARLSON'S CAREER PITCHING HIGHS**

Innings	7.0 x9 (last vs. W. Kentucky, 5/15/15)	Hits:	11 (at Notre Dame, 4/26/15)
Walks:	4 x4 (last at NC State, 4/17/15)		
Strikeouts:	9 (vs. Northwestern, 2/6/15)		
Runs:	11 (at Notre Dame, 4/26/15)		
Earned Runs:	11 (at Notre Dame, 4/26/15)		







**VICTORIA DRAPER**  
**MOULTON, ALA.**  
**LAWRENCE COUNTY**

**27**

OF | L/R | 5-6 | RS-SO

**SOPHOMORE SEASON (2015)**

Appeared in 45 games with two starts, appearances were primarily as a pinch-runner...Hit .444 in nine at-bats with four hits, one double and two RBI...Scored 23 runs, the most of all Auburn bench players...Went 5-for-6 on stolen bases, second-highest total on the team...Made first collegiate starts in left field in the final two games of the three-game series vs. Kentucky (3/21)...Went 1-for-4 in those two games with one RBI... Notched first career hit vs. Evansville, resulting in first career RBI... Career-high 2-for-2 game vs. Ball State with first career extra-base hit (double), part of a 12-1 run-rule Auburn victory...Scored once in each round of the NCAA Tournament vs. Tennessee Tech (5/15), Louisiana-Lafayette (5/22) and #1 Florida (5/31)...Named to SEC Spring Academic Honor Roll.

**FRESHMAN SEASON (2014)**

Appeared in only three games as a freshman, all in the pinch-runner role...Scored one run against Western Illinois (2/15) and Syracuse (3/1)...Redshirted for the remainder of the season.

**HIGH SCHOOL**

Played for coach Amy Speegle ... Named the 2013 5A Alabama Hit-

ter of the Year ... Earned all-state honors three years ... Also lettered in cross country, basketball and cheerleading ... Helped lead Lawrence County to state championship in cross country.

**PERSONAL**

Daughter of JoAnne and Doug Draper ... Has one brother, Tyler ... Graduated salutatorian ... Major: Marketing.



**DRAPER'S CAREER STATS**

Year	Avg	GP-GS	AB	R	H	2B	3B	HR	RBI	SLG%	BB	SO	OB%	SB-ATT	FLD%	E
2014	.000	3-0	0	2	0	0	0	0	0	.000	0	0	.000	0-0	.000	0
2015	.444	42-2	9	23	4	1	0	0	2	.556	2	2	.545	5-6	1.000	0
<b>TOTAL</b>	<b>.444</b>	<b>45-2</b>	<b>9</b>	<b>25</b>	<b>4</b>	<b>1</b>	<b>0</b>	<b>0</b>	<b>2</b>	<b>.556</b>	<b>2</b>	<b>2</b>	<b>.545</b>	<b>5-6</b>	<b>1.000</b>	<b>0</b>

**DRAPER'S CAREER BESTS**

Hits:	2 (vs. Ball State, 2/13/15)	RBI:	1 x2 (last at #11 Kentucky, 3/21/15)
Doubles:	1 (vs. Ball State, 2/13/15)	Home Runs:	N/A
Triples:	N/A	Runs Scored:	2 x2 (last vs. Winthrop, 2/15/15)
Stolen Bases:	1 x5 (last vs. #11 Tennessee, 5/9/15)	Walks:	1 x2 (last vs. Winthrop, 2/15/15)





**MADI GIPSON**  
**HOOVER, ALA.**  
**SPAIN PARK**

INF	R/R	5-6	RS-SO
-----	-----	-----	-------

**SOPHOMORE YEAR (2015)**

Gipson redshirted during her sophomore season at Auburn... Named to 2015 SEC Spring Academic Honor Roll.

**FRESHMAN YEAR (2014)**

Appeared in 37 games, starting 13 at first base...Hit .222 with 14 hits, four home runs and 19 RBI... Hit one double and slugged .429... Notched seven walks and had an on-base percentage of .315 for her first year as a Tiger...Defensively, she had 70 putouts and five assists with no errors...Was also part of seven double-plays... Played in 13 conference games, starting eight against Missouri, Alabama, Georgia, Texas A&M and South Carolina...Batted .219 against SEC foes with seven hits, two runs, one double, two home runs and six RBI...Had fifth-best slugging percentage on team in SEC play (.438)...Was 17-for-45

(.378) when hitting with two outs, fifth-best average on the team with 10 at-bats or more...Notched her first collegiate hit against Winthrop (2/16) and later scored after subbing in at first base...Hit her first home run in Auburn's win over Maryland (3/1), bringing in three runs...Hit a grand slam against Savannah State (3/15), also a season-high RBI total...Had a season-high two hits vs. Georgia (4/20), along with two RBI...To-taled two walks in the SEC Tournament loss to No. 6 Alabama, also a season-high.


**HIGH SCHOOL**

Played for coach C.J. Hawkins ... Posted a .521 slugging percentage with 25 RBI, 36 runs, three home runs and a .397 on-base percentage as a senior ... Earned all-state and all-metro honors in 2013 ... Named Co-MVP and defensive player of the year for Spain Park in

2013 ... Also lettered in volleyball, earning all-metro honors in 2013 ... Played travel ball for Birmingham Thunderbolts.

**PERSONAL**

Daughter of Kathy and Joey Gipson ... Has one sister, Amber ... Graduated from Spain Park magna cum laude ... Major: Physical Activity and Health.



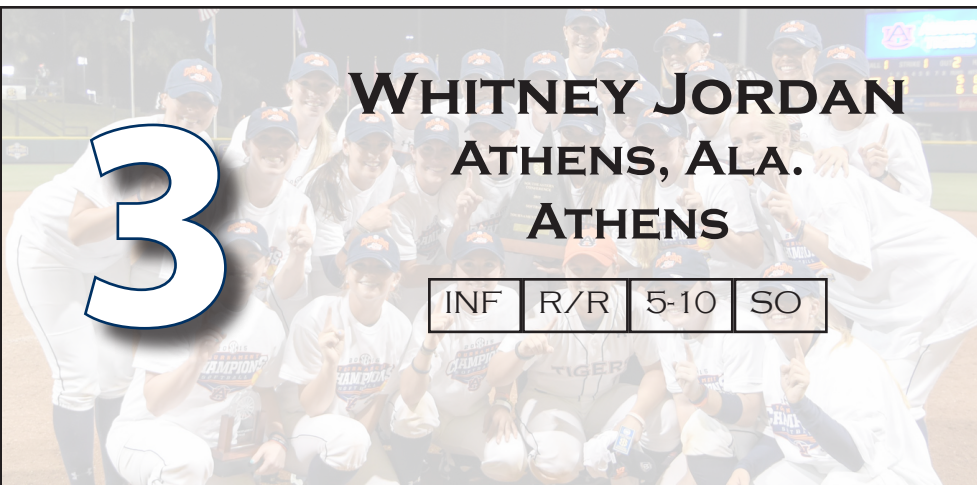
**GIPSON'S CAREER STATS**

Year	Avg	GP-GS	AB	R	H	2B	3B	HR	RBI	SLG%	BB	SO	OB%	SB-ATT	FLD%	E
2014	.222	37-13	63	8	14	1	0	4	19	.429	7	16	.315	0-0	1.000	0
2015	REDSHIRT SEASON															
<b>TOTAL</b>	<b>.222</b>	<b>37-13</b>	<b>63</b>	<b>8</b>	<b>14</b>	<b>1</b>	<b>0</b>	<b>4</b>	<b>19</b>	<b>.429</b>	<b>7</b>	<b>16</b>	<b>.315</b>	<b>0-0</b>	<b>1.000</b>	<b>0</b>

**GIPSON'S CAREER BESTS**

Hits:	2 x2 (last at Georgia, 4/20/14)	RBI:	4 (vs. Savannah St., 3/15/14)
Doubles:	1 (vs. Missouri, 4/11/14)	Home Runs:	1 x4 (last at Georgia, 4/20/14)
Triples:	N/A	Runs Scored:	1 x8 (last at Georgia, 4/20/14)
Stolen Bases:	N/A	Walks:	2 (vs. Alabama, 5/8/14)





# WHITNEY JORDAN

## ATHENS, ALA.

### ATHENS

INF	R/R	5-10	SO
-----	-----	------	----

#### FRESHMAN SEASON (2015)

Played in 25 games, starting three during her first season as a Tiger, notably at the DP position...Batted .115 with three hits, two doubles, four runs scored and three RBI... Walked three times and had a .233 on-base percentage, also stole one base...Played in six SEC games, batting .143 with one hit in seven at-bats, almost all as a pinch-hitter...Tallied first collegiate hit, a double vs. Ball State (2/13), also stole a base in the same

game, the first of her career...Went 1-for-2 with another double and an RBI vs. Winthrop (2/15)...Provided the game-winning fielder's choice against Louisiana-Lafayette (5/22) to score Haley Fagan and send Auburn to its first Women's College World Series.

#### HIGH SCHOOL

Was part of the 5A State Champions during her sophomore season and was named the 5A tournament MVP...Was also the 2010 5A

Pitcher of the Year and named all-state as a pitcher...In 2011, was named all-state and super all-state as a utility player...Tied the state record for most home runs hit in a single game and hit 22 home runs throughout the season...In 2013, she was named all-state as a utility player and tied the state record for most home runs hit in a single game again...Played travel ball for the Germantown Red Devils during 16U for Jack Kinney and then played for the Tennessee Fury during 18U for Pat Moyer, Shelby Burchell and Ashley Andrews.

#### PERSONAL

Went to Athens High and played basketball and softball for her first two years before focusing on softball during her junior and senior years...Was a member of the Student Council Association and FCA.




#### JORDAN'S CAREER STATS

Year	Avg	GP-GS	AB	R	H	2B	3B	HR	RBI	SLG%	BB	SO	OB%	SB-ATT	FLD%	E
2015	.115	25-3	26	4	3	2	0	0	3	.192	3	5	.233	1-1	1.000	0
<b>TOTAL</b>	<b>.115</b>	<b>25-3</b>	<b>26</b>	<b>4</b>	<b>3</b>	<b>2</b>	<b>0</b>	<b>0</b>	<b>3</b>	<b>.192</b>	<b>3</b>	<b>5</b>	<b>.233</b>	<b>1-1</b>	<b>1.000</b>	<b>0</b>

#### JORDAN'S CAREER BESTS

Hits:	1 x3 (last vs. #12 Kentucky, 3/21/15)	RBI:	1 x3 (last vs. UL-Lafayette, 5/22/15)
Doubles:	1 x2 (last vs. Winthrop, 2/15/15)	Home Runs:	N/A
Triples:	N/A	Runs Scored:	1 x4 (last vs. S. Alabama, 5/17/15)
Stolen Bases:	1 (vs. Ball State, 2/13/15)	Walks:	1 x3 (last vs. S. Alabama, 5/17/15)





# COURTNEY SHEA

## MOUNTAIN BROOK, ALA.

### MOUNTAIN BROOK

# 93

C	L/R	5-10	SO
---	-----	------	----

#### FRESHMAN SEASON (2015)

Made 26 starts for the Tigers, 25 as a catcher and one as designated player...She appeared in 12 other games as a pinch hitter ... Hit .297 with one home run and was walked 12 times ... Tallied 13 RBI and 19 hits throughout the year ... Went 2-for-2 with a run scored at home against Eastern Illinois (2/14) ... Her first collegiate home run came at home where she was 2-for-2 with five RBI against Georgia State (2/12) ... Posted a 4 game hitting streak from (2/14 – 2/18)...First collegiate hit came against UAB (2/6) in the second game of the year, part of a 1-for-2 day with one RBI and one run scored.

#### HIGH SCHOOL

Comes to the Tigers from Mountain Brook High School playing catcher and first base while also playing for the Birmingham



Thunderbolts traveling team. In her junior season at Mountain Brook, Shea was part of a 25-12 team under first-year head coach Erin Wright and batted .554 with 27 RBI, nine home runs and 16 runs scored...Shea was named to the Alabama Class 6A All-State team as a catcher this past spring joining now Auburn freshman Kasey Cooper, who was the Player of the Year in that high school class... Over her last three seasons, Shea

has batted .630 with 75 hits in 119 at-bats and 54 RBI and helped her team reach the Alabama 6A High School North Central Regional Quarterfinals during her second year.

#### PERSONAL

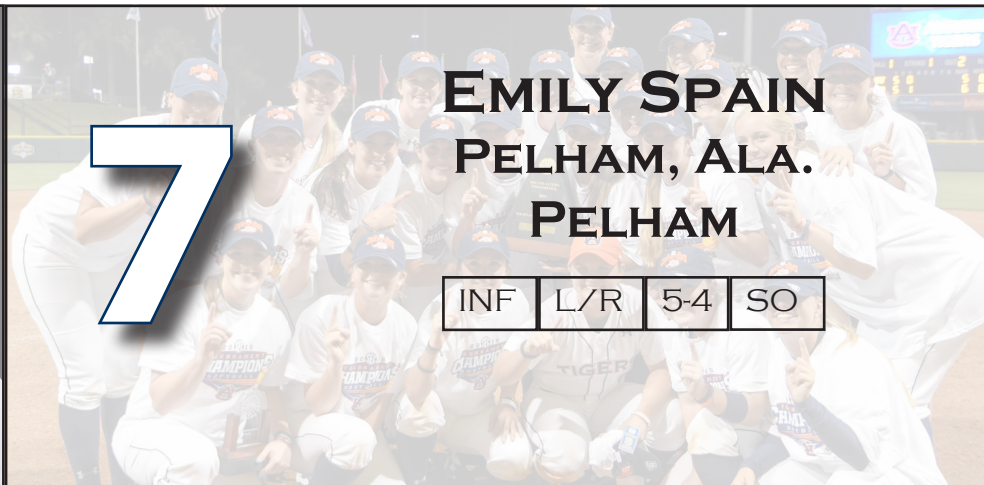
Daughter of Richard and Beth Shea...Her father played football for Auburn in 1988-'91 seasons... Has a younger sister, Caroline and is majoring in visual journalism.

#### SHEA'S CAREER STATS

Year	Avg	GP-GS	AB	R	H	2B	3B	HR	RBI	SLG%	BB	SO	OB%	SB-ATT	FLD%	E
2015	.297	38-26	64	8	19	4	0	1	13	.406	12	17	.430	0-0	.990	1
<b>TOTAL</b>	<b>.297</b>	<b>38-26</b>	<b>64</b>	<b>8</b>	<b>19</b>	<b>4</b>	<b>0</b>	<b>1</b>	<b>13</b>	<b>.406</b>	<b>12</b>	<b>17</b>	<b>.430</b>	<b>0-0</b>	<b>.990</b>	<b>1</b>

#### SHEA'S CAREER BESTS

Hits:	2 x4 (last vs. UAB, 4/8/15)	RBI:	5 (vs. Georgia State, 2/12/15)
Doubles:	2 (vs. Eastern Illinois, 2/14/15)	Home Runs:	1 (vs. Georgia State, 2/12/15)
Triples:	N/A	Runs Scored:	1 x8 (last vs. UAB, 4/8/15)
Stolen Bases:	N/A	Walks:	1 x12 (last at #23 Texas A&M, 4/11/15)



7

**EMILY SPAIN**  
**PELHAM, ALA.**  
**PELHAM**

INF	L/R	5-4	SO
-----	-----	-----	----

**FRESHMAN SEASON (2015)**

Played in three games during 2015, recording four at-bats with one hit and two RBI...Her first collegiate hit coming against Georgia State (2/12), which also resulted in an RBI...First collegiate RBI came against Evansville (2/7), part of an 0-for-1 day.

**HIGH SCHOOL**

Played for the Pelham varsity softball team from 7th grade through graduation (6 years), at middle infield...Part of state tournament runner-up team in 2013, with only six losses all year...Also part of travel team, Birmingham Vipers, that was second at 2014 ASA Nationals.

**PERSONAL**

Daughter of Jack and Jackie Spain and has two older sisters, Robin and Ellen...All family members attended Auburn...Currently study-

ing pre-med and plans to become a pediatrician.

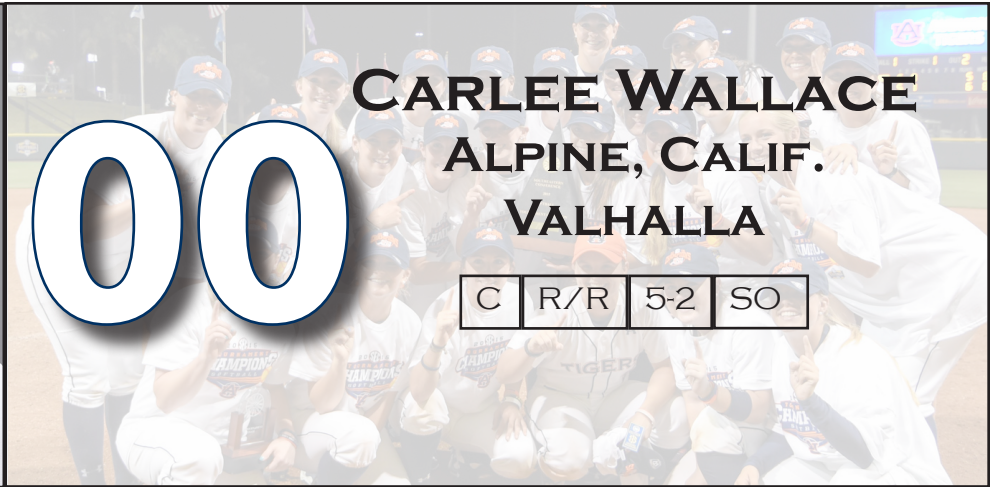
**SPAIN'S CAREER STATS**

Year	Avg	GP-GS	AB	R	H	2B	3B	HR	RBI	SLG%	BB	SO	OB%	SB-ATT	FLD%	E
2015	.250	3-0	4	0	1	0	0	0	2	.250	0	1	.250	0-0	1.000	0
<b>TOTAL</b>	<b>.250</b>	<b>3-0</b>	<b>4</b>	<b>0</b>	<b>1</b>	<b>0</b>	<b>0</b>	<b>0</b>	<b>2</b>	<b>.250</b>	<b>0</b>	<b>1</b>	<b>.250</b>	<b>0-0</b>	<b>1.000</b>	<b>0</b>

**SPAIN'S CAREER BESTS**

Hits:	1 (vs. Georgia State, 2/12/15)	RBI:	1 x2 (last vs. Georgia State, 2/12/15)
Doubles:	N/A	Home Runs:	N/A
Triples:	N/A	Runs Scored:	N/A
Stolen Bases:	N/A	Walks:	N/A





# CARLEE WALLACE

## ALPINE, CALIF.

### VALHALLA

00

C	R/R	5-2	SO
---	-----	-----	----

*Women's College World Series All-Tournament Team (2015)*

**FRESHMAN SEASON (2015)**

Played in 59 games during her first season as a Tiger starting 51 at the catcher and designated player position...Batted .281 with 39 hits, 18 for extra bases, eight home runs and 29 RBI...Also scored 24 runs and slugged .525, while also walking 31 times...In conference play, Wallace stayed consistent throughout the year, hitting .250 with 13 hits, seven runs scored, three home runs and nine RBI...In the field, Wallace's

arm was on display multiple times throughout the year as she caught eight base runners attempting to steal throughout the year, four coming in conference play... Made her first collegiate start at catcher vs. Troy (2/5) during the season-opener...Notched her first collegiate hit in the third game of the year vs. Evansville (2/7), part of a 1-for-2 day with one run scored...Five games later, Wallace hit her first collegiate home run vs. Mercer (2/14), going 2-for-3 in the game with three RBI and one run scored...Wallace hit three home runs over the next four

games vs. Mercer (2/14), Eastern Illinois (2/14) and Winthrop (2/15), becoming one of the fastest freshman in the SEC to have four home runs or more on the year... Started all four games of the 2015 Women's College World Series as the Auburn catcher...Hit a team-high .462 with six hits, three for doubles and six RBI, en route to being named to the Women's College World Series All-Tournament Team...Overall, in the NCAA Tournament, she hit .348, reaching base 19 times, 10 by way of the base on balls...All six of her tournament RBI came in the world series...Had a season-high four RBI vs. UCLA (5/30) in Auburn's second elimination game of the world series, part of a 2-for-4 day against the Bruins that helped Auburn to an 11-10 win in 10 innings, reaching the semifinals of Women's College World Series...Multi-hit games on eight occasions throughout the seasons, including three-straight two-hit games in the world series vs. Tennessee (5/30), UCLA (5/30) and Florida (5/31)... Only went 3-for-11 in the SEC Tournament, including 1-for-5 vs. Tennessee (5/9) in the SEC Tournament Championship, but that lone hit was the game-winning single, scoring Emily Carosone in the ninth inning to give Auburn its



first-ever SEC Tournament Championship.

**HIGH SCHOOL**

Playing multiple positions with her primary coming at catcher and infield, Wallace was named to the 2013 All-San Diego Section Second Team and 2013 CIF Small Schools Second Team after this past season...Wallace was named the 11th-best player in the country by StudentSports.com as she goes into her senior season after leading her travel team, the So Cal Athletics, to their fourth-straight PGF 18U National Championship under coach Bruce Richardson. Over 10 games, she hit .440 with 11 RBI and proved she had a strong arm in the championship game after making multiple big plays on defense behind the plate.



**WALLACE'S CAREER STATS**

Year	Avg	GP-GS	AB	R	H	2B	3B	HR	RBI	SLG%	BB	SO	OB%	SB-ATT	FLD%	E
2015	.281	59-51	139	24	39	10	0	8	29	.525	31	14	.417	0-0	.990	2
<b>TOTAL</b>	<b>.281</b>	<b>59-51</b>	<b>139</b>	<b>24</b>	<b>39</b>	<b>10</b>	<b>0</b>	<b>8</b>	<b>29</b>	<b>.525</b>	<b>31</b>	<b>14</b>	<b>.417</b>	<b>0-0</b>	<b>.990</b>	<b>2</b>

**WALLACE'S CAREER BESTS**

Hits:	2 x8 (last vs. #1 Florida, 5/31/15)	RBI:	4 (vs. #7 UCLA, 5/30/15)
Doubles:	2 (vs. #7 UCLA, 5/30/15)	Home Runs:	1 x8 (last vs. Arkansas, 4/24/15)
Triples:	N/A	Runs Scored:	2 x4 (last at #20 Missouri, 3/29/15)
Stolen Bases:	N/A	Walks:	3 (vs. Tennessee Tech 5/15/15)





**BLAIRE BASS**  
**NEW ROADS, LA.**  
**CATHOLIC HIGH OF POINTE COUPEE**

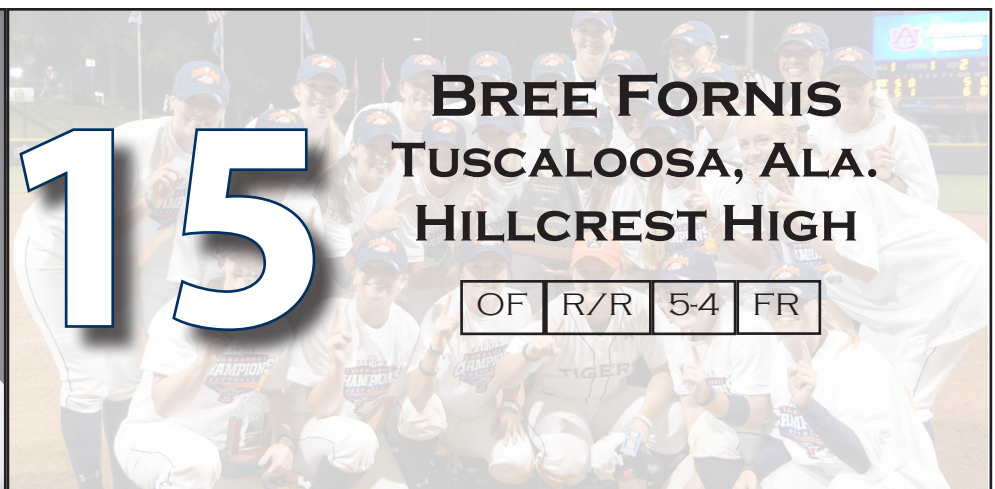
INF	R/R	5-4	FR
-----	-----	-----	----

**HIGH SCHOOL**

Already lettered in softball four years in a row for Catholic of Pointe Coupee, dating back to 7th grade... Earned a gold glove in 2012 and was named All-Parish and All-District in the same year...Also named to All-District in 2014...In her most previous season, she batted .372 with two home runs, 21 RBI and slugged .628...Was part of the 2013 State Championship Team.

**PERSONAL**

Daughter to Mark and Melissa Bass with two brothers, Austin and Chance...Also played basketball in 8th and 9th grade...Looks to get a journalism degree at Auburn and continue her career with ESPN.



**BREE FORNIS**  
**TUSCALOOSA, ALA.**  
**HILLCREST HIGH**

OF	R/R	5-4	FR
----	-----	-----	----

**HIGH SCHOOL**

Varsity starter since freshman year at Hillcrest High School under head coach Ted Swinney...Batted .412 during junior year with 52 RBI, 50 runs scored, 12 double, three triples and seven home runs...Named to West Alabama Super Nine in 2014, along with a North/South All-Star nod...Also named to 6A All-Tournament Team and 6A All-State Honorable Mention in 2014...Capped junior season as the school winner of the High School Heisman award...Part of a Hillcrest team that was North-Central Regional and Alabama 6A Area Nine champions in 2014...Finished out Alabama 6A State Runner-Up in the same year.

**PERSONAL**

Daughter of Reginald and Niki Fornis...Has one sister, Sydni...Was a National Merit Achievement Semifinalist and an AP Scholar on the academic side...Looks to major in computer software engineering.





**29**

**MAKAYLA MARTIN**  
**SAN DIEGO, CALIF.**  
**SCRIPPS RANCH**

RHP	L/R	5-11	FR
-----	-----	------	----

**HIGH SCHOOL**

Lettered in softball for four years at Scripps Ranch...In 2013, batted .406 with 41 hits, 10 doubles, two triples, 40 RBI and five home runs...Tallied a 1.52 ERA in the circle with 111 strikeouts and a 13-4 record...Named first-team All-Eastern League in 2012...Followed that up in 2013 with an Eastern League Pitcher of the Year award, another first-team All-Eastern League and named Offensive Player of the Year...Part of SoCal Athletics travel team that was 2014 PGF 16U national champions, going 5-0 in the circle...2012 Triple Crown World Series champion...2011 ASA Junior Olympic 14U State Champion...2011 Triple Crown SoCal State Champion.

**PERSONAL**

Daughter to Steve and Melinda Martin...Two sisters, Stephanie and Alexandra...Played volleyball for Scripps Ranch in 2012 and 2013.



**11**

**CASEY MCCRACKIN**  
**CANTONMENT, FLA.**  
**J.M. TATE HIGH**

INF	R/R	5-9	FR
-----	-----	-----	----

**HIGH SCHOOL**

Played 29 games during junior year for J.M. Tate High School, batting .351 with 34 hits, 10 doubles, three home runs and 16 RBI. Scored 40 runs during that season also, the highest in Florida 7A division. During 2014 summer with West Florida Elite, batted .404 with 36 hits, eight doubles and one home run with 15 RBI. Nearly perfect in the field with a .966 fielding percentage...Helped lead high school team to undefeated district seasons in 2013 and 2014, en route to a district and regional championship...Reached the state final four in 2014...Part of Tate High School teams that went 21-5 in 2013 and 24-5 in 2014...Named All-Area Second Team in 2014.

**PERSONAL**

Daughter of Randall and Laura McCrackin and sister to Bailey and Carmen...Played baseball through freshman year of high school and also lettered in soccer for two years, playing as co-captain in 2013.





**30**

**TALI MILDE**  
**DOUGLASVILLE, GA.**  
**ALEXANDER**

INF	R/R	5-9	FR
-----	-----	-----	----

**HIGH SCHOOL**

Batted .388 during senior year while playing for Zack Graham at Alexander High School, with 38 hits, four home runs and 21 RBI...Tallied a .423 OBP and slugged .612 with a 1.035 OPS...Was an All-Region Honorable Mention in 2013 and named most improved in 2011...Played travel ball with the Atlanta Vipers.

**PERSONAL**

Daughter to Chris and Tina Milde...Has one sister, Christina...Looking to major in psychology while at Auburn.



**17**

**MORGAN PODANY**  
**PONTE VEDRA, FLA.**  
**PONTE VEDRA HS**

OF	R/R	5-4	FR
----	-----	-----	----

**HIGH SCHOOL**

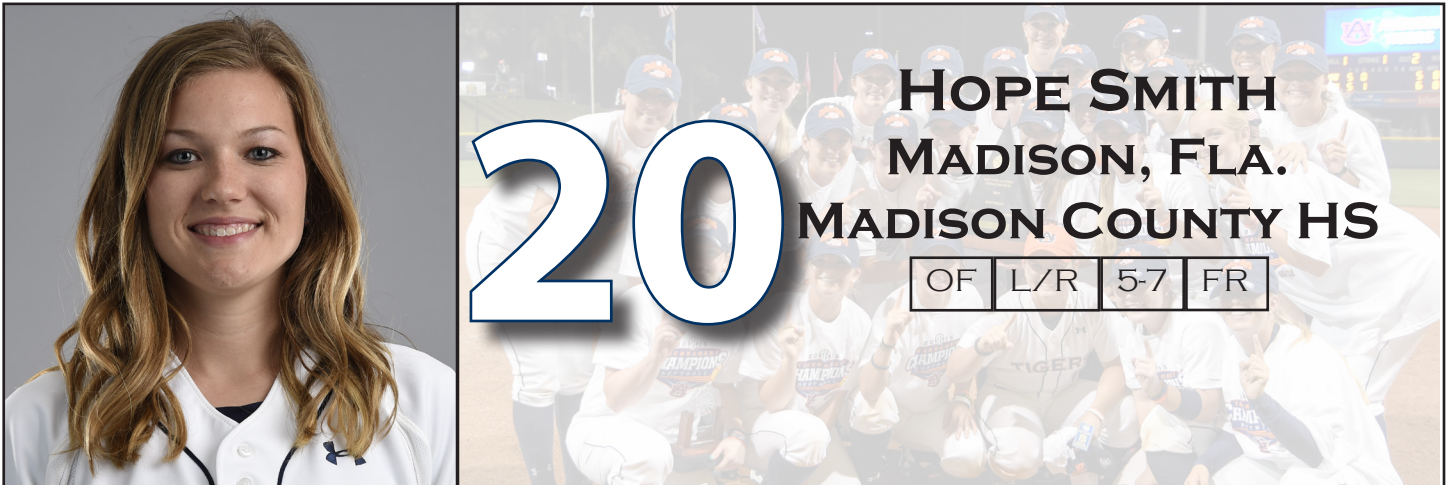
Lettered in her first three years of high school at Ponte Vedra High School...Was named All-County in 2012, 2013 and 2014 and third-team All-First Coast in 2012...Continued upward trend in 2013 with a second-team All-First Coast selection and then a first-team selection in 2014...Capped junior year with All-State selection (2014)...Batted .455 during junior season with 45 hits, six home runs, 27 RBI and only three strikeouts...Part of district champion Ponte Vedra HS team for the last three seasons...Claimed regional championship in 2012 and 2014, in turn leading to a State Final Four appearance in both years also.

**PERSONAL**

Daughter to Jon and Julie Podany, father played football at Miami of Ohio and mother played basketball at Vanderbilt...Has two sisters, Nikki and Kelli...Also played volleyball during her freshman year of high school...

**50** Looks to major in journalism/sports broadcasting while at Auburn.





20

**HOPE SMITH**  
**MADISON, FLA.**  
**MADISON COUNTY HS**

OF	L/R	5-7	FR
----	-----	-----	----

**HIGH SCHOOL**

Lettered in softball at Madison County High under head coach Tommy Garner...Batted .510 during her junior season (2014) with a .540 OBP...Had her best year as a sophomore at the plate, batting .529 with a .567 OBP, .648 slugging and 34 stolen bases...Named to first-team All-Big Bend in 2013 and 2014...Capped 2014 with an offensive player of the year award...2013 second-team All-State and was the Southern Star Individual Showcase MVP in the same year...Named a Preseason Under Armor All-American in 2014...Part of district championship team in 2012 and 2013...Won regional championship in 2013 and was on the team that finished runner-up in the FHSAA Class 4A State Championship.

**PERSONAL**

Daughter to Rusty and Lisa Smith...Has one sister, Morgan...Also played volleyball all through high school... Looking to major in exercise science while at Auburn.



24

**KENDALL VEACH**  
**SELMA, ALA.**  
**MORGAN ACADEMY**

C/INF	R/R	5-9	FR
-------	-----	-----	----

**HIGH SCHOOL**

Lettered five years at John T. Morgan Academy under head coach Ed Miller...Had the highest batting average and was the team MVP of the varsity team in 2012, 2013 and 2014...Batted .557 in 2014 with 39 hits, 63 RBI and no strikeouts. Also hit 14 home runs that year...Part of 2011 AHSAA 4A State Championship team at Dallas County HS...Played travel ball with Birmingham Thunderbolts.

**PERSONAL**

Daughter of Donald and Deborah Veach and has one brother, Hunter...Her great uncle, Alvis Veach played baseball for the Philadelphia Athletics and the New York Giants in the 1940s...Was also part of the track and field team at Morgan Academy, becoming a state champion in the shot put and breaking the AISA record in the event last year and also placed fourth in the discus.

## 2015 YEAR-IN-REVIEW

### TEAM HIGHLIGHTS

- Auburn won 56 games in 2015, the most ever by an Auburn softball team in program history.
- The Tigers finished 2nd in the SEC this season, its highest conference finish in their history.
- Auburn reached its 11th NCAA Tournament in history, advancing to its first Super Regional and Women's College World Series.
- The team also played in and won the program's first championship, winning the SEC Tournament title with a 6-5 nine inning win over Tennessee.
- Auburn finished 2015 with a 32-3 record at home this year, its highest winning percentage ever at Jane B. Moore Field.
- The 11 losses by the Tigers sets the new record for fewest losses in a season in school history.
- Auburn went into the 2015 NCAA Tournament with the No. 4 national seed, the program's first-ever national seed.
- The Tigers' No. 4 ranking heading into the tournament was the program's highest ranking ever.
- 22 of Auburn's 56 wins this year came by way of the softball run-rule, four more than 2014.
- Defeating Arizona 20-2 in the Judi Garman Classic, Auburn handed the Wildcats their worst loss in program history.
- As a coach, Clint Myers made his eighth appearance in the Women's College World Series over the last 10 years.
- Finished with a team program-high .339 batting average for the season, well-above the second-highest of .308 set in 2005.
- The .339 average is the third-highest ever by an SEC team in a season.
- With its .460 on-base percentage this season, Auburn totaled the highest percentage in a season by an SEC team in conference history.
- Auburn scored 526 runs this year, the most-ever by an SEC team.
- Broke the Auburn single-season team record for home runs (99), RBI (474), slugging (.572), walks (356) and runs scored (526).
- Junior Jade Rhodes broke the individual Auburn single-season record for home runs by hitting 19 in 2015.
- Kicking off the 2015 conference season in style, Rhodes hit four home runs in four at-bats, tying the NCAA record for consecutive home runs.
- Junior Tiffany Howard reached base in the first 52 games of the season, among the longest streaks by any player in the nation. Howard finished with a .525 on-base percentage, the second-highest percentage on the team.
- Howard notched 86 hits this year, which is a new Auburn single-season record.
- Howard also had six triples this season, which is the most in a season by an Auburn player

and leaves her with seven triples in her career, one off the Auburn career mark.

- Junior Emily Carosone hit .438 this year, the second-highest average by any Auburn player in a season.
- She also scored 88 runs this year, which is also a new Auburn single-season record and is second-most ever by an SEC player.
- One year after teammate Brannndi Melero set the new Auburn single-season RBI record, Carosone set the new mark with 80 RBI.
- Those 80 RBI is also the second-most ever by an SEC player in a single-season.
- Hitting 18 doubles this season, Carosone tied for the fifth-most two-baggers in a season in Auburn history.
- Of her 18 home runs this year, Carosone hit five of Auburn's 10 grand slams, one off the national record for grand slams in a season by any NCAA softball player.
- Sophomore Kasey Cooper walked 49 times this year, becoming the new Auburn single-season record-holder in the category.
- Finishing her playing career in 2015, redshirt senior Morgan Estell finished with a .367 batting average which is the highest average of any non-active Auburn player.
- She also finished her career with the highest number of games played in a career (250) and

games started (250).

- Estell's 231 runs scored over her five-year career also places her atop that Auburn career list.
- Morgan Estell had 261 hits in her career, which ties Ashley Moore (1999-2002) on the Auburn career record chart.
- Seniors Brannndi Melero and Morgan Estell were selected in the 2015 NPF Draft earlier this spring. Estell was selected 12th overall by the Akron Racers in the draft's third round, while Melero was selected 24th overall by the Chicago Bandits in the fifth round. Estell and Melero became Auburn's second and third players to ever be drafted by the NPF.
- Melero finished her Auburn career with 208 RBI, the only Auburn player to ever have 200 or more RBI in a career.
- 36,512 fans attended Auburn softball this season at Jane B. Moore Field, which is a new all-time high. Auburn averaged well over 1,000 fans per game, its highest being 2,006 against Alabama for the final game of the three-game series.
- Auburn played in front of 9,515 fans in its third game of the Women's College World Series vs. UCLA. The largest crowd that any Auburn softball team has ever played in front of.





AUBURNTIGERS.COM

## 2015 AUBURN STATISTICAL LEADERS

<b>Average:</b>	.438	Emily Carosone
<b>Hits:</b>	86	Tiffany Howard
<b>Doubles:</b>	18	Emily Carosone
<b>Triples:</b>	6	Tiffany Howard
<b>Home Runs:</b>	19	Jade Rhodes
<b>RBI:</b>	80	Emily Carosone
<b>Runs:</b>	88	Emily Carosone
<b>Slugging Percentage:</b>	.809	Emily Carosone
<b>On Base Percentage:</b>	.552	Emily Carosone
<b>Walks:</b>	49	Kasey Cooper
<b>Stolen Bases:</b>	7	Kasey Cooper
<b>Wins:</b>	26	Lexi Davis
<b>Saves:</b>	4	Rachael Walters
<b>ERA:</b>	2.91	Rachael Walters
<b>Strikeouts:</b>	118	Rachael Walters
<b>Putouts:</b>	428	Jade Rhodes
<b>Assists:</b>	123	Haley Fagan
<b>Fielding Percentage:</b>	1.000	Howard, Estell, Kilpatrick, Spain, Jordan, Waldrop, Rocker, Abbott, Draper, Myers

**2015 AUBURN SOFTBALL SCHEDULE AND RESULTS**

OVERALL: 56-11 | HOME: 32-3 | AWAY: 13-5 | NEUTRAL: 11-3 | SEC: 18-6

<b>DATE</b>	<b>OPPONENT</b>	<b>RESULTS</b>	<b>DATE</b>	<b>ARKANSAS*</b>	<b>W, 10-2 (5)</b>
<b>Feb. 5</b>	<b>TROY</b>	<b>W, 15-5 (5)</b>	May 1	at #6 LSU*	W, 2-1
<b>Feb. 6</b>	<b>UAB@</b>	<b>W, 11-2 (5)</b>	May 2	at #6 LSU*	W, 1-0
<b>Feb. 7</b>	<b>EVANSVILLE@</b>	<b>W, 12-0 (5)</b>	May 3	at #6 LSU*	L, 7-1
<b>Feb. 7</b>	<b>GEORGE WASHINGTON@</b>	<b>W, 8-0 (5)</b>	May 7	vs. #13 Missouri!	W, 5-2
<b>Feb. 8</b>	<b>APPALACHIAN STATE@</b>	<b>W, 9-0 (5)</b>	May 8	vs. #4 Alabama!	W, 7-1
<b>Feb. 8</b>	<b>CHATTANOOGA@</b>	<b>W, 12-1 (5)</b>	May 9	vs. #11 Tennessee!	W, 6-5 (9)
<b>Feb. 12</b>	<b>MERCER#</b>	<b>W, 7-3</b>	<b>May 15</b>	<b>TENNESSEE TECH+</b>	<b>W, 4-1</b>
<b>Feb. 12</b>	<b>GEORGIA STATE#</b>	<b>W, 20-8 (5)</b>	<b>May 16</b>	<b>SOUTH ALABAMA+</b>	<b>W, 1-0</b>
<b>Feb. 13</b>	<b>BALL STATE#</b>	<b>W, 12-1 (5)</b>	<b>May 17</b>	<b>SOUTH ALABAMA+</b>	<b>W, 7-4</b>
<b>Feb. 14</b>	<b>MERCER#</b>	<b>W, 9-1 (5)</b>	<b>May 22</b>	<b>#11 UL-LAFAYETTE&amp;</b>	<b>W, 12-11 (8)</b>
<b>Feb. 14</b>	<b>EASTERN ILLINOIS#</b>	<b>W, 9-1 (5)</b>	<b>May 23</b>	<b>#11 UL-LAFAYETTE&amp;</b>	<b>W, 6-3</b>
<b>Feb. 15</b>	<b>WINTHROP#</b>	<b>W, 15-4 (5)</b>	May 28	vs. #5 LSU?	L, 6-1
<b>Feb. 18</b>	<b>GEORGIA STATE</b>	<b>W, 10-0 (5)</b>	May 30	vs. #8 Tennessee?	W, 4-2
Feb. 20	vs. Dartmouth\$	L, 4-2	May 30	vs. #7 UCLA?	W, 11-10 (10)
Feb. 20	at USF\$	W, 6-2	May 31	vs. #1 Florida?	L, 3-2 (9)
Feb. 21	vs. Marshall\$	W, 5-4			
Feb. 21	vs. Dartmouth\$	W, 6-3			
Feb. 22	at USF\$	W, 8-0 (5)			
<b>Feb. 26</b>	<b>TEXAS STATE%</b>	<b>W, 6-2</b>			
<b>Feb. 27</b>	<b>OHIO STATE%</b>	<b>W, 14-2 (5)</b>			
<b>Feb. 28</b>	<b>SIUE%</b>	<b>W, 8-5</b>			
<b>March 1</b>	<b>SAMFORD%</b>	<b>W, 13-0 (5)</b>			
March 5	vs. Long Beach St.^	W, 8-7 (8)			
March 5	vs. Pacific^	W, 4-1			
March 6	vs. #13 Arizona^	W, 20-2 (5)			
March 6	at Cal State Fullerton^	L, 3-2			
March 7	vs. #22 Arizona State^	W, 7-4			
March 11	at Troy	W, 2-0			
March 14	at Ole Miss*	W, 14-3 (5)			
March 15	at Ole Miss*	W, 7-3			
March 16	at Ole Miss*	W, 10-2 (6)			
<b>March 20</b>	<b>#12 KENTUCKY*</b>	<b>W, 5-0</b>			
<b>March 21</b>	<b>#12 KENTUCKY*</b>	<b>W, 4-1</b>			
<b>March 21</b>	<b>#12 KENTUCKY*</b>	<b>W, 9-7</b>			
March 25	at #11 Florida St.	L, 10-7			
March 25	at #11 Florida St.	W, 10-4			
March 27	at #20 Missouri*	W, 14-6 (5)			
March 28	at #20 Missouri*	L, 5-4 (8)			
March 29	at #20 Missouri*	W, 10-8			
<b>April 2</b>	<b>#11 TENNESSEE*</b>	<b>W, 6-2</b>			
<b>April 3</b>	<b>#11 TENNESSEE*</b>	<b>L, 8-6</b>			
<b>April 4</b>	<b>#11 TENNESSEE*</b>	<b>W, 12-9</b>			
<b>April 8</b>	<b>UAB</b>	<b>W, 10-6</b>			
April 10	at #23 Texas A&M*	W, 8-1			
April 11	at #23 Texas A&M*	L, 12-4 (5)			
April 11	at #23 Texas A&M*	W, 12-4			
<b>April 17</b>	<b>#6 ALABAMA*</b>	<b>L, 6-0</b>			
<b>April 18</b>	<b>#6 ALABAMA*</b>	<b>L, 13-3</b>			
<b>April 18</b>	<b>#6 ALABAMA*</b>	<b>W, 13-12 (8)</b>			
<b>April 24</b>	<b>ARKANSAS*</b>	<b>W, 9-1 (6)</b>			
<b>April 25</b>	<b>ARKANSAS*</b>	<b>W, 9-1 (5)</b>			

\* - Southeastern Conference Game

@ - Plainsman Invite (Auburn, Ala.)

# - Tiger Invitational (Auburn, Ala.)

\$ - USF Wilson/DeMarini Classic (Tampa, Fla.)

% - Wilson/DeMarini Classic (Auburn, Ala.)

^ - Judi Garman Classic (Fullerton, Calif.)

! - SEC Tournament (Baton Rouge, La.)

+ - NCAA Regional (Auburn, Ala.)

&amp; - NCAA Super Regional (Auburn, Ala.)

? - Women's College World Series (Oklahoma City, Okla.)



# 2015 AUBURN OVERALL STATISTICS



Record: 56-11 Home: 32-3 Away: 13-5 Neutral: 11-3 SEC: 18-6

Player	avg	gp-gs	ab	r	h	2b	3b	hr	rbi	tb	slg%	bb	hp	so	gdp	ob%	sf	sh	sb-att	po	a	e	fld%
5 Emily Carosone	.438	67-67	194	88	85	18	0	18	80	157	.809	39	19	14	1	.552	7	2	0-1	115	91	3	.986
1 Tiffany Howard	.415	67-67	207	72	86	7	6	0	25	105	.507	43	8	34	0	.525	3	4	1-1	88	5	0	1.000
13 Kasey Cooper	.391	64-64	192	56	75	14	0	18	64	143	.745	49	6	25	0	.524	1	0	7-9	68	102	7	.960
3 Morgan Estell	.367	65-65	169	52	62	11	1	5	41	90	.533	41	6	18	0	.495	4	1	4-4	74	6	0	1.000
2 Haley Fagan	.347	67-67	199	58	69	11	0	13	56	119	.598	29	2	27	1	.427	4	1	3-3	92	123	11	.951
17 Brannndi Melero	.313	67-67	201	48	63	7	1	11	64	105	.522	38	8	41	1	.438	2	1	4-4	61	4	3	.956
8 Jade Rhodes	.284	67-67	183	46	52	6	2	19	58	119	.650	28	4	42	0	.389	1	7	0-1	428	15	5	.989
0 Carlee Wallace	.281	59-51	139	24	39	10	0	8	29	73	.525	31	3	14	3	.417	2	1	0-0	185	14	2	.990
-----																							
27 Victoria Draper	.444	42-2	9	23	4	1	0	0	2	5	.556	2	0	2	0	.545	0	0	5-6	1	0	0	1.000
9 Madison Dickey	.375	9-0	8	2	3	0	0	0	0	3	.375	1	0	2	0	.444	0	0	0-0	10	0	1	.909
77 Sydne Waldrop	.333	34-0	3	14	1	0	0	0	1	1	.333	1	0	1	0	.500	0	0	0-0	1	0	0	1.000
93 Courtney Shea	.297	38-26	64	8	19	4	0	1	13	26	.406	12	3	17	0	.430	0	0	0-0	93	4	1	.990
44 Jenna Abbott	.270	44-28	89	10	24	3	1	2	21	35	.393	20	4	19	0	.417	2	0	0-0	1	0	0	1.000
7 Emily Spain	.250	3-0	4	0	1	0	0	0	2	1	.250	0	0	1	0	.250	0	0	0-0	5	2	0	1.000
14 Kelsey Bogaards	.229	35-21	35	12	8	2	0	0	2	10	.286	4	2	10	0	.333	1	3	1-1	29	46	6	.926
25 Mckenzie Kilpatrick	.226	22-6	31	4	7	1	0	3	9	17	.548	4	0	8	0	.314	0	0	0-0	8	1	0	1.000
10 Anna Gibbs	.211	23-2	19	3	4	0	0	1	2	7	.368	7	0	6	1	.423	0	0	0-0	19	0	1	.950
12 Maria Mitchell	.200	7-0	5	0	1	0	0	0	2	1	.200	3	0	2	0	.500	0	0	0-0	0	0	0	.000
21 Whitney Jordan	.115	25-3	26	4	3	2	0	0	3	5	.192	3	1	5	0	.233	0	0	1-1	2	3	0	1.000
33 Kimberlee Myers	.000	7-0	6	0	0	0	0	0	0	0	.000	1	0	2	0	.143	0	0	0-0	0	1	0	1.000
18 Jordan Rocker	.000	6-0	4	2	0	0	0	0	0	0	.000	0	0	1	0	.000	0	0	0-0	1	0	0	1.000
19 Rachael Walters	.000	1-0	1	0	0	0	0	0	0	0	.000	0	0	0	0	.000	0	0	0-0	3	30	2	.943
23 Lexi Davis	.000	3-2	0	0	0	0	0	0	0	0	.000	0	0	0	0	.000	0	0	0-0	4	29	2	.943
22 Marcy Harper	.000	2-2	0	0	0	0	0	0	0	0	.000	0	0	0	0	.000	0	0	0-0	5	15	1	.952
Totals	.339	67	1788	526	606	97	11	99	474	1022	.572	356	66	291	7	.460	27	20	26-31	1293	491	45	.975
Opponents	.255	67	1653	247	422	69	2	61	226	678	.410	203	59	283	16	.356	7	22	22-30	1217	462	78	.956

LOB - Team (516), Opp (407). DPs turned - Team (42), Opp (23). CI - Team (2), C. Wallace 1, A. Gibbs 1, Opp (1). IBB - Team (3), M. Estell 2, J. Rhodes 1, Opp (2). Picked off - E. Carosone 1.

### (All games Sorted by Earned run avg)

Player	era	w-l	app	gs	cg	sho	sv	ip	h	r	er	bb	so	2b	3b	hr	b/avg	wp	hp	bk	sfa	sha	
19 Rachael Walters	2.91	18-3	47	19	8	1/5	4	149.1	136	70	62	61	118	19	1	24	.238	5	23	0	1	7	
23 Lexi Davis	3.91	26-3	43	26	4	1/4	0	152.1	158	95	85	86	90	29	1	16	.265	16	17	1	2	4	
22 Marcy Harper	3.95	12-5	32	21	4	1/3	0	118.2	113	73	67	54	67	16	0	18	.257	9	16	0	4	11	
-----																							
44 Jenna Abbott	4.59	0-0	11	1	0	0/2	0	10.2	15	9	7	2	8	5	0	3	.319	1	3	0	0	0	
Totals	3.59	56-11	67	67	16	10/7	4	431.0	422	247	221	203	283	69	2	61	.255	31	59	1	7	22	
Opponents	7.75	11-56	67	67	19	1/0	0	405.2	606	526	449	356	291	97	11	99	.339	62	66	10	27	20	

PB - Team (8), C. Shea 4, C. Wallace 4, Opp (22). Pickoffs - Team (0), Opp (1). SBA/ATT - C. Wallace (15-23), M. Harper (8-11), L. Davis (7-10), R. Walters (7-9), C. Shea (6-6), A. Gibbs (1-1).



# 2015 AUBURN CONFERENCE STATISTICS



Record: 18-6 Home: 9-3 Away: 9-3 SEC: 18-6

Player	avg	gp-gs	ab	r	h	2b	3b	hr	rbi	tb	slg%	bb	hp	so	gdp	ob%	sf	sh	sb-att	po	a	e	fld%
5 Emily Carosone	.458	24-24	72	30	33	9	0	6	28	60	.833	16	8	5	0	.582	2	0	0-0	54	32	0	1.000
13 Kasey Cooper	.415	21-21	65	16	27	2	0	6	18	47	.723	16	3	11	0	.541	1	0	1-1	19	43	2	.969
1 Tiffany Howard	.384	24-24	73	24	28	0	2	0	6	32	.438	18	5	12	0	.526	1	2	0-0	36	2	0	1.000
3 Morgan Estell	.349	22-22	63	17	22	4	0	1	16	29	.460	10	3	5	0	.443	3	1	1-1	27	4	0	1.000
2 Haley Fagan	.338	24-24	77	20	26	5	0	4	17	43	.558	9	2	11	1	.411	2	0	1-1	35	62	2	.980
8 Jade Rhodes	.315	24-24	73	21	23	4	1	9	21	56	.767	9	3	17	0	.412	0	2	0-0	155	3	2	.988
17 Brandi Melero	.299	24-24	77	16	23	2	0	5	22	40	.519	12	3	13	0	.409	1	0	1-1	28	2	2	.938
0 Carlee Wallace	.250	20-17	52	7	13	2	0	3	9	24	.462	8	2	4	3	.365	1	1	0-0	73	5	2	.975
-----																							
44 Jenna Abbott	.255	20-16	47	7	12	2	1	2	12	22	.468	10	3	11	0	.410	1	0	0-0	0	0	0	.000
27 Victoria Draper	.250	13-2	4	7	1	0	0	0	1	1	.250	0	0	1	0	.250	0	0	1-2	1	0	0	1.000
93 Courtney Shea	.167	11-9	18	1	3	0	0	0	0	3	.167	2	2	9	0	.318	0	0	0-0	24	1	1	.962
10 Anna Gibbs	.143	7-0	7	0	1	0	0	0	0	1	.143	0	0	3	1	.143	0	0	0-0	0	0	0	.000
14 Kelsey Bogaards	.143	7-5	7	1	1	0	0	0	1	1	.143	0	1	1	0	.250	0	1	0-0	7	6	3	.813
21 Whitney Jordan	.143	6-1	7	0	1	0	0	0	0	1	.143	0	0	1	0	.143	0	0	0-0	0	0	0	.000
25 Mckenzie Kilpatrick	.111	5-3	9	0	1	0	0	0	0	1	.111	1	0	3	0	.200	0	0	0-0	3	0	0	1.000
19 Rachael Walters	.000	1-0	1	0	0	0	0	0	0	0	.000	0	0	0	0	.000	0	0	0-0	1	11	1	.923
9 Madison Dickey	.000	1-0	1	0	0	0	0	0	0	0	.000	0	0	0	0	.000	0	0	0-0	0	0	0	.000
23 Lexi Davis	.000	2-1	0	0	0	0	0	0	0	0	.000	0	0	0	0	.000	0	0	0-0	1	15	0	1.000
77 Sydne Waldrop	.000	14-0	0	6	0	0	0	0	0	0	.000	0	0	0	0	.000	0	0	0-0	0	0	0	.000
22 Marcy Harper	.000	1-1	0	0	0	0	0	0	0	0	.000	0	0	0	0	.000	0	0	0-0	2	3	0	1.000
Totals	.329	24	653	173	215	30	4	36	151	361	.553	111	35	107	5	.445	12	7	5-6	466	189	15	.978
Opponents	.281	24	608	114	171	27	0	34	109	300	.493	85	28	94	4	.393	2	9	7-11	453	163	28	.957

LOB - Team (192), Opp (153). DPs turned - Team (15), Opp (11). CI - Team (1), C. Wallace 1. IBB - Team (2), M. Estell 1, J. Rhodes 1.

### (SEC games only Sorted by Earned run avg)

Player	era	w-l	app	gs	cg	sho	sv	ip	h	r	er	bb	so	2b	3b	hr	b/avg	wp	hp	bk	sfa	sha
19 Rachael Walters	4.04	6-3	20	8	4	0/2	2	62.1	68	41	36	28	46	10	0	13	.275	2	12	0	0	3
22 Marcy Harper	4.33	3-2	12	8	1	0/0	0	42.0	40	27	26	26	26	4	0	10	.263	4	8	0	2	5
23 Lexi Davis	5.53	9-1	15	8	2	0/2	0	49.1	59	42	39	30	21	12	0	9	.295	6	8	0	0	1
-----																						
44 Jenna Abbott	16.80	0-0	3	0	0	0/0	0	1.2	4	4	4	1	1	1	0	2	.444	0	0	0	0	0
Totals	4.73	18-6	24	24	7	2/2	2	155.1	171	114	105	85	94	27	0	34	.281	12	28	0	2	9
Opponents	6.63	6-18	24	24	7	1/0	0	151.0	215	173	143	111	107	30	4	36	.329	23	35	4	12	7

PB - Team (1), C. Wallace 1, Opp (5). SBA/ATT - C. Wallace (3-7), R. Walters (4-5), C. Shea (4-4), L. Davis (2-3), M. Harper (1-3).







# AUBURN TIGERS HISTORY AND RECORDS





	vs. GARDNER-WEBB ^	W, 10-0 (5)
3/2/13	vs. CHARLOTTE ^	W, 2-1
	vs. MINNESOTA ^	L, 4-3 (8)
3/3/13	vs. SOUTHERN	W, 14-0 (5)
3/6/13	at Alabama State	W, 9-6
3/8/13	vs. FLORIDA*	L, 13-0 (5)
3/9/13	vs. FLORIDA*	W, 5-4
3/10/13	vs. FLORIDA*	L, 2-0
3/12/13	at Tennessee State	W, 6-1
3/13/13	at Middle Tenn. St.	W, 5-2
3/15/13	vs. GEORGIA*	L, 9-3
3/16/13	vs. GEORGIA*	L, 2-0
3/17/13	vs. GEORGIA*	L, 9-8
3/19/13	vs. FLORIDA STATE	L, 6-3
3/22/13	at Alabama*	L, 8-0 (6)
3/23/13	at Alabama*	W, 7-4
3/24/13	at Alabama*	L, 13-1 (5)
3/29/13	at Mississippi State*	W, 8-3
	at Mississippi State*	W, 7-5
3/30/13	at Mississippi State*	L, 4-3
4/5/13	vs. OLE MISS*	W, 9-0 (6)
4/6/13	vs. OLE MISS*	W, 2-1
4/7/13	vs. OLE MISS*	L, 11-9
4/9/13	vs. Southern Miss	W, 3-1
4/10/13	vs. Troy	W, 6-1
4/12/13	at Tennessee*	L, 5-3
4/13/13	at Tennessee*	L, 6-1
4/14/13	at Tennessee*	L, 6-0
4/19/13	vs. SOUTH CAROLINA*	L, 8-4
4/20/13	vs. SOUTH CAROLINA*	W, 7-1
4/21/13	vs. SOUTH CAROLINA*	L, 3-1
4/27/13	vs. APPALACHIAN ST.	W, 9-0 (5)
	vs. APPALACHIAN ST.	W, 10-0 (5)
5/3/13	at Arkansas*	L, 6-0
5/4/13	at Arkansas*	L, 8-7 (8)
5/5/13	at Arkansas*	L, 5-0

- # - Plainsman Invitational (Auburn, Ala.)
- \$ - Tiger Invitational (Auburn, Ala.)
- % - Texas A&M CC Tournament (Corpus Christi, Texas)
- ^ - War Eagle Classic (Auburn, Ala.)
- \* - Southeastern Conference game

2/26/12	vs. Loyola Marymount %	W, 10-2 (6)
3/2/12	vs. Syracuse ^	W, 5-0
	vs. Michigan ^	L, 4-0
3/3/12	vs. North Carolina ^	L, 1-0 (8)
	vs. UCLA ^	W, 11-1
3/4/12	vs. Penn State ^	L, 3-2
3/9/12	vs. LOUISIANA TECH &	W, 3-0
	vs. GEORGE WASH. &	W, 3-0
3/10/12	vs. DREXEL &	W, 13-0 (5)
	vs. EVANSVILLE &	W, 3-1
3/11/12	vs. PRESBYTERIAN &	W, 8-0 (5)
3/14/12	at LSU*	L, 4-1
	at LSU*	W, 2-0
3/16/12	at Georgia*	W, 2-0
3/17/12	at Georgia*	L, 6-3
3/18/12	at Georgia*	L, 4-2
3/21/12	at Troy	L, 7-1
3/23/12	vs. KENTUCKY*	L, 8-4 (8)
3/24/12	vs. KENTUCKY*	L, 5-2
3/25/12	vs. KENTUCKY*	W, 2-1
3/27/12	vs. ALABAMA*	L, 4-2
	vs. ALABAMA*	L, 5-2
3/30/12	at Ole Miss*	W, 9-5 (10)
3/31/12	at Ole Miss*	W, 7-4
4/1/12	at Ole Miss*	L, 6-1
4/6/12	vs. TENNESSEE*	L, 9-1 (5)
4/7/12	vs. TENNESSEE*	L, 5-3 (10)
4/8/12	vs. TENNESSEE*	L, 6-2
4/13/12	at Florida*	L, 3-2
4/14/12	at Florida*	L, 3-1
4/15/12	at Florida*	L, 5-2
4/20/12	vs. ARKANSAS*	W, 3-2 (8)
4/21/12	vs. ARKANSAS*	W, 5-1
4/22/12	vs. ARKANSAS*	L, 5-1
4/27/12	at South Carolina*	W, 1-0
4/28/12	at South Carolina*	W, 3-2
4/29/12	at South Carolina*	W, 4-1
5/4/12	vs. MISSISSIPPI ST.*	L, 3-1
5/5/12	vs. MISSISSIPPI ST.*	W, 4-1
5/6/12	vs. MISSISSIPPI ST.*	W, 2-1
5/10/12	vs. Tennessee!	L, 2-1
5/18/12	vs. Houston @	L, 2-1
5/19/12	vs. Texas @	L, 6-1

- # - Tiger Invitational (Auburn, Ala.)
- \$ - SEC/ACC/Big 12 Challenge (Auburn, Ala.)
- % - Florida Atlantic Tournament (Boca Raton, Fla.)
- ^ - Diamond 9 Citrus Classic (Orlando, Fla.)
- & - War Eagle Classic (Auburn, Ala.)
- \* - Southeastern Conference Game
- ! - SEC Tournament Game (Tuscaloosa, Ala.)
- @ - NCAA Tournament Regional Game (Austin, Texas)

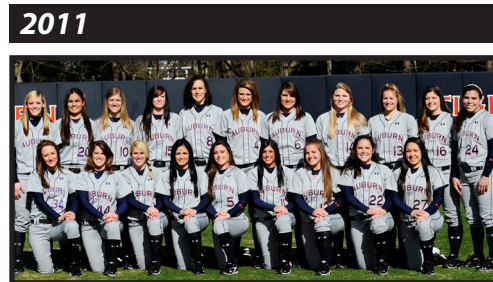
2/17/11	vs. MCNEESE STATE	W, 7-5
2/18/11	vs. SOUTHERN MISS \$	W, 3-0
	vs. CAMPBELL \$	W, 3-1
2/19/11	vs. WESTERN ILLINOIS \$	W, 8-1
2/20/11	vs. WESTERN CAROLINA \$	W, 7-2
2/23/11	vs. GEORGIA STATE	W, 4-2
2/25/11	vs. GEORGIA SOUTHERN %	W, 9-1 (5)
	vs. BELMONT %	W, 8-5
2/26/11	vs. MARSHALL %	W, 8-1
	vs. MURRAY STATE %	W, 14-2 (6)
2/27/11	vs. MIDDLE TENN. STATE %	W, 10-0 (5)
3/4/11	at Oklahoma ^	L, 6-0
3/5/11	vs. Illinois-Chicago ^	W, 3-2
	vs. Oklahoma State ^	W, 4-3
3/6/11	at Oklahoma State ^	L, 3-2
3/8/11	vs. CONNECTICUT	W, 8-0 (6)
	vs. FLORIDA STATE	W, 5-3
3/9/11	vs. PENN STATE	Cancelled
3/11/11	at Arkansas*	W, 5-1
3/12/11	at Arkansas*	W, 9-1 (6)
3/13/11	at Arkansas*	W, 2-0
3/16/11	at Alabama*	L, 6-1
	at Alabama*	L, 8-2
3/18/11	vs. SOUTH CAROLINA*	W, 9-1 (5)
3/19/11	vs. SOUTH CAROLINA*	W, 3-0
3/20/11	vs. SOUTH CAROLINA*	W, 3-2 (9)
3/23/11	at South Alabama	W, 3-1
3/25/11	vs. OLE MISS*	W, 4-1
3/26/11	vs. OLE MISS*	L, 2-1
3/27/11	vs. OLE MISS*	W, 8-0 (5)
4/1/11	at Tennessee*	L, 2-1 (10)
4/2/11	at Tennessee*	W, 9-1
4/3/11	at Tennessee*	L, 8-0 (6)
4/6/11	vs. MERCER	L, 3-0
	vs. MERCER	W, 5-0
4/8/11	at Mississippi St.*	L, 4-3
4/9/11	at Mississippi St.*	W, 5-3
4/10/11	at Mississippi St.*	W, 5-4 (8)
4/15/11	vs. FLORIDA*	Postponed
4/16/11	vs. FLORIDA*	L, 14-4
	vs. FLORIDA*	L, 8-2
4/17/11	vs. FLORIDA*	L, 13-4 (6)
4/20/11	vs. LSU*	L, 7-3
	vs. LSU*	L, 1-0
4/23/11	vs. MISSISSIPPI VALLEY ST.	W, 11-3 (6)
	vs. MISSISSIPPI VALLEY ST.	W, 14-1 (5)
4/29/11	vs. GEORGIA*	L, 6-1
4/30/11	vs. GEORGIA*	W, 3-1
5/1/11	vs. GEORGIA*	W, 3-2
5/6/11	at Kentucky*	W, 5-3 (8)
5/7/11	at Kentucky*	L, 10-2 (6)
5/8/11	at Kentucky*	W, 2-1
5/12/11	vs. Florida!	W, 6-2
5/13/11	vs. Tennessee!	L, 2-1
5/19/11	vs. BYU &	L, 2-1
5/20/11	vs. Portland State &	W, 2-1
	vs. BYU &	L, 4-3

- # - All Alabama Classic (Birmingham, Ala.)
- \$ - Tiger Invitational (Auburn, Ala.)
- % - War Eagle Classic (Auburn, Ala.)
- ^ - Oklahoma Classic (Norman, Okla., Oklahoma City, Okla., Stillwater, Okla.)
- \* - Southeastern Conference Game



33-23, 12-16 SEC  
SEC Tournament (3rd in West)  
NCAA Regional  
Head Coach: Tina Deese

DATE	OPPONENT	RESULTS
2/9/12	vs. ALABAMA STATE	W, 6-0
2/10/12	vs. BOWLING GREEN #	W, 10-2 (5)
	vs. WRIGHT STATE #	W, 12-4
2/11/12	vs. IPFW #	W, 2-0
2/12/12	vs. APPALACHIAN STATE #	W, 6-2
2/17/12	vs. OKLAHOMA STATE \$	W, 8-0 (5)
2/18/12	vs. OKLAHOMA \$	Cancelled
2/19/12	vs. VIRGINIA TECH \$	W, 1-0
	vs. GEORGIA TECH \$	W, 12-5
2/22/12	at Georgia State	W, 9-1 (5)
2/24/12	vs. Florida A&M %	W, 9-0 (5)
	at Florida Atlantic %	W, 6-1
2/25/12	vs. Michigan State %	W, 4-1
	vs. Florida International %	W, 2-1




40-19, 15-13 SEC  
SEC Tournament (3rd in West)  
NCAA Regional  
Head Coach: Tina Deese

DATE	OPPONENT	RESULTS
2/12/11	vs. Alabama State #	W, 12-1 (5)
	vs. Troy #	W, 2-1
2/13/11	vs. Jacksonville State #	W, 6-3
	vs. Samford #	W, 5-0



**2010**




31-26, 11-17 SEC  
 SEC Tournament (3rd in West)  
 NCAA Atlanta Regional  
 Head Coach: Tina Deese

DATE	OPPONENT	RESULTS
2/11/10	vs. Washington #	L, 5-0
2/12/10	at Arizona State #	L, 14-2 (5)
2/13/10	vs. Texas Tech #	W, 6-1
	vs. Notre Dame #	W, 5-2
2/14/10	vs. Wisconsin #	W, 7-0
2/17/10	at Georgia State	L, 6-5 (8)
2/19/10	vs. OHIO \$	W, 6-0
2/20/10	vs. NEBRASKA \$	W, 2-1
	vs. CENTRAL MICHIGAN \$	W, 6-2
2/21/10	vs. SIUE \$	W, 7-0
2/26/10	vs. Kent State %	L, 1-0 (8)
	vs. Illinois State %	L, 5-4 (9)
2/27/10	vs. Virginia Tech %	W, 2-0
	vs. Southern Illinois %	L, 1-0
2/28/10	vs. N.C. State %	W, 2-1
3/5/10	vs. LOUISIANA TECH ^	W, 1-0
	vs. TENNESSEE TECH ^	W, 9-1
3/6/10	vs. GARDNER-WEBB ^	W, 8-0 (5)
3/7/10	vs. VALPARAISO ^	W, 6-3 (9)
3/13/10	vs. KENTUCKY*	W, 3-2
3/14/10	vs. KENTUCKY*	L, 5-3
3/15/10	vs. KENTUCKY*	W, 1-0 (9)
3/17/10	at Florida*	L, 7-0
	at Florida*	L, 5-4
3/18/10	at Florida State	W, 1-0 (9)
3/20/10	at LSU	L, 7-0
	at LSU	L, 4-3
3/21/10	at LSU*	L, 4-0
3/27/10	at South Carolina*	W, 4-1
	at South Carolina*	W, 5-3
3/28/10	at South Carolina*	W, 11-3 (5)
3/31/10	vs. TROY	W, 3-1
4/2/10	vs. ALABAMA*	L, 5-1
4/3/10	vs. ALABAMA*	L, 9-1
	vs. ALABAMA*	L, 10-2
4/7/10	vs. SAMFORD	W, 13-0 (5)
4/10/10	vs. TENNESSEE*	W, 2-1
	vs. TENNESSEE*	L, 2-1
4/11/10	vs. TENNESSEE*	L, 5-3
4/13/10	at Mercer	W, 4-0
4/17/10	at Georgia*	L, 7-0
	at Georgia*	L, 7-5
4/18/10	at Georgia*	L, 1-0
4/21/10	vs. MISSISSIPPI STATE*	L, 3-2
	vs. MISSISSIPPI STATE*	L, 2-1
4/24/10	at Ole Miss*	W, 3-2
	at Ole Miss*	W, 3-0
4/25/10	at Ole Miss*	L, 6-5
4/27/10	vs. JACKSONVILLE STATE	W, 8-5
4/28/10	vs. MIDDLE TENN. STATE	W, 8-0 (5)
5/8/10	vs. ARKANSAS*	W, 4-3
	vs. ARKANSAS*	W, 3-2 (8)
5/9/10	vs. ARKANSAS*	W, 2-1
5/13/10	vs. Florida !	L, 9-1 (5)
5/21/10	vs. Oregon @	L, 1-0
5/22/10	vs. Jacksonville State @	W, 15-1
	vs. Georgia Tech @	L, 4-1

# - Kajikawa Classic (Tempe, Ariz.)  
 \$ - Tiger Invitational (Auburn, Ala.)  
 % - NFCA Leadoff Classic (Columbus, Ga.)  
 ^ - War Eagle Classic (Auburn, Ala.)  
 \* - Southeastern Conference Game  
 ! - SEC Tournament Game (Knoxville, Tenn.)  
 @ - NCAA Regional Game (Atlanta, Ga.)

**2009**




30-29, 9-19 SEC  
 SEC Tournament (4th in West)  
 NCAA Atlanta Regional  
 Head Coach: Tina Deese

DATE	OPPONENT	RESULTS
2/5/09	vs. Evansville #	W, 4-0
2/6/09	vs. Jacksonville #	W, 5-0
	vs. Texas A&M-CC #	W, 2-0
2/7/09	vs. FIU #	W, 2-1 (9)
	vs. North Carolina #	W, 6-5
2/8/09	vs. Louisville #	L, 5-3
2/10/09	at Jacksonville State	W, 5-2
2/11/09	vs. GEORGIA STATE	W, 6-0
2/13/09	vs. EASTERN KENTUCKY \$	W, 7-1
	vs. UMKC \$	W, 11-3
2/14/09	vs. WESTERN KENTUCKY \$	W, 5-3 (8)
2/15/09	vs. MOREHEAD STATE \$	W, 2-0
2/17/09	at Troy	W, 3-2 (9)
2/20/09	vs. WINTHROP %	W, 1-0
	vs. MIDDLE TENNESSEE %	W, 4-0
2/21/09	vs. AUSTIN PEAY %	W, 5-0
2/22/09	vs. PURDUE %	L, 3-1
2/27/09	vs. Nevada ^	L, 5-1
	vs. Cal ^	W, 4-1
2/28/09	vs. Cal-Poly ^	L, 6-0
	vs. Indiana ^	W, 2-1
3/1/09	vs. Cal State-Fullerton ^	W, 6-1
3/3/09	vs. MERCER	L, 7-6 (9)
	vs. MERCER	L, 1-0
3/7/09	vs. OLE MISS*	W, 9-8 (13)
	vs. OLE MISS*	W, 4-3
3/8/09	vs. OLE MISS*	W, 8-5
3/14/09	at Kentucky*	L, 4-3
	at Kentucky*	L, 8-0 (5)
3/15/09	at Kentucky*	L, 8-0 (5)
3/17/09	at Lipscomb	W, 5-1
3/18/09	at Tennessee State	W, 10-0 (5)
	vs. Alabama State	W, 4-0
3/28/09	vs. SOUTH CAROLINA*	W, 3-2
3/29/09	vs. SOUTH CAROLINA*	W, 12-4 (6)
	vs. SOUTH CAROLINA*	L, 5-0
4/1/09	vs. FLORIDA*	L, 3-0
	vs. FLORIDA*	L, 7-1
4/4/09	at Arkansas*	W, 4-3 (8)
	at Arkansas*	L, 4-2
4/5/09	at Arkansas*	W, 5-4
4/10/09	at Tennessee*	L, 5-2
4/11/09	at Tennessee*	L, 2-1 (11)
	at Tennessee*	L, 3-2
4/14/09	vs. SOUTH ALABAMA	L, 3-1 (10)
4/18/09	vs. GEORGIA*	L, 7-2
	vs. GEORGIA*	L, 10-0
4/19/09	vs. GEORGIA*	L, 12-6
4/22/09	at Mississippi State*	L, 2-1 (10)

	at Mississippi State*	W, 8-3
4/25/09	at Alabama*	L, 8-0 (6)
	at Alabama*	L, 4-2 (8)
4/26/09	at Alabama*	L, 6-0
5/2/09	vs. LSU*	L, 3-2
	vs. LSU*	W, 6-1
5/3/09	vs. LSU*	L, 4-1
5/6/09	vs. Florida !	L, 3-0
5/15/09	vs. Iowa @	W, 1-0
5/16/09	vs. Georgia Tech @	L, 4-1
5/17/09	vs. Boston Univ. @	L, 5-0

# - FIU Tournament (Miami, Fla.)  
 \$ - Tiger Invitational (Auburn, Ala.)  
 % - War Eagle Classic (Auburn, Ala.)  
 ^ - DeMarini Invitational (Fullerton, Calif.)  
 \* - Southeastern Conference Game  
 ! - SEC Tournament Game (Knoxville, Tenn.)  
 @ - NCAA Regional Game (Atlanta, Ga.)

**2008**



38-22, 13-14 SEC  
 SEC Tournament (3rd in West)  
 NCAA College Station Regional  
 Head Coach: Tina Deese


DATE	OPPONENT	RESULTS
2/15	vs. EVANSVILLE #	W, 4-0
	vs. MCNEESE STATE #	W, 7-6
2/16	vs. GARDNER WEBB #	W, 2-1
	vs. MARSHALL #	W, 7-2
2/17	vs. FURMAN #	W, 5-0
2/20	at South Alabama	W, 4-3
2/22	at Central Florida \$	W, 1-0
	vs. George Mason \$	W, 3-1
2/23	vs. Drake \$	W, 1-0 (9)
2/24	vs. #12 Michigan \$	L, 9-0 (5)
	vs. B'ham Southern \$	W, 8-0
2/26	at Alabama A&M	W, 4-0
	at Alabama A&M	W, 6-0
2/29	vs. Georgia Tech %	W, 3-2
	vs. Winthrop %	L, 1-0
3/1	vs. Charlotte %	W, 4-0
	vs. Massachusetts %	L, 6-3
3/2	vs. Syracuse %	W, 6-0
3/5	at Samford	W, 7-3
3/7	vs. BOWLING GREEN ^	W, 3-1
	vs. GEORGIA SOUTHERN ^	W, 3-0
3/9	vs. TENNESSEE TECH ^	W, 2-0
	vs. LIPSCOMB ^	W, 6-1
3/11	vs. #15 MISSISSIPPI ST.*	L, 8-3
	vs. #15 MISSISSIPPI ST.*	W, 5-4 (9)
3/12	vs. #15 MISSISSIPPI ST.*	W, 8-0 (5)
3/15	at Ole Miss*	W, 3-1
	at Ole Miss*	W, 5-0
3/16	at Ole Miss*	W, 3-2 (11)
3/18	vs. ARKANSAS*	W, 9-6
	vs. ARKANSAS*	W, 5-3
3/21	at #10 LSU*	L, 8-1
	at #10 LSU*	L, 5-3 (10)
3/22	at #10 LSU*	L, 10-0 (6)
3/25	at Mercer	L, 1-0
	at Mercer	W, 10-0 (5)
3/29	vs. #9 TENNESSEE*	L, 8-4
	vs. #9 TENNESSEE*	W, 1-0



3/30	vs. #9 TENNESSEE*	W, 2-1 (8)
4/2	vs. JACKSONVILLE ST.	W, 8-0 (6)
4/6	at South Carolina*	L, 2-0
	at South Carolina*	L, 3-2
4/9	at Georgia State	W, 1-0
	at Georgia State	W, 3-0
4/12	vs. #2 ALABAMA*	L, 5-4 (8)
	vs. #2 ALABAMA*	L, 12-1
4/13	vs. #2 ALABAMA*	L, 4-2
4/16	at #21 Georgia*	L, 3-2
	at #21 Georgia*	W, 2-1
4/23	vs. TROY	L, 3-0
4/26	at #1 Florida*	L, 3-1
	at #1 Florida*	L, 7-2
4/27	at #1 Florida*	L, 10-1 (5)
5/3	vs. KENTUCKY*	W, 14-1 (5)
	vs. KENTUCKY*	W, 3-2
5/4	vs. KENTUCKY*	W, 5-4
5/8	(5) at #15 LSU!	L, 4-0
5/16	(6) vs. La. Tech @	L, 1-0 (12)
5/17	(6) vs. Stephen F. Austin @	W, 2-0
	(6) vs. La. Tech @	L, 2-1

# - Tiger Invitational (Auburn, Ala.)  
 \$ - UCF Tournament (Orlando, Fla.)  
 % - NFCA Leadoff Classic (Columbus, Ga.)  
 ^ - War Eagle Classic (Auburn, Ala.)  
 \* - Southeastern Conference Game  
 ! - SEC Tournament Game (Baton Rouge, La.)  
 @ - NCAA Regional Game (College Station, Texas)

**2007**



26-30, 10-18 SEC  
 5th in SEC West  
 Head Coach: Tina Deese

DATE	OPPONENT	RESULTS
2/8	vs. DePaul #	L, 7-0
	vs. #15 Nebraska #	L, 1-0 (8)
2/9	vs. Portland State #	W, 2-0
	at Hawaii #	L, 2-1
2/10	vs. DePaul #	L, 5-4 (8)
2/11	vs. #15 Nebraska #	L, 1-0
2/14	vs. GEORGIA STATE	W, 8-0 (6)
2/16	vs. TENNESSEE TECH \$	W, 6-3
	vs. NOTRE DAME \$	L, 3-2
2/17	vs. VIRGINIA TECH \$	L, 1-0
	vs. TULSA \$	W, 9-1 (6)
2/18	vs. UAB \$	W, 5-1
2/23	vs. North Carolina %	W, 3-0 (8)
	vs. # 13 Michigan %	L, 5-1 (8)
2/24	vs. Southern Illinois %	L, 3-2 (9)
	vs. Hofstra %	W, 4-2
2/27	at Jacksonville State	W, 1-0
3/2	vs. Utah ^	W, 9-1 (5)
	at South Florida ^	W, 9-0 (6)
3/3	vs. Central Michigan ^	L, 2-1
3/4	vs. Maryland ^	L, 5-4
	vs. New Mexico State ^	W, 4-2
3/7	at Troy	L, 3-1
3/10	at Kentucky*	W, 10-1 (5)
	at Kentucky*	W, 9-4 (8)
3/11	at Kentucky*	L, 2-1
3/14	vs. GEORGIA*	L, 4-0
	vs. GEORGIA*	L, 5-2

3/17	vs. OLE MISS*	L, 4-2
	vs. OLE MISS*	L, 3-2
3/18	vs. OLE MISS*	W, 3-1
3/24	at Mississippi State*	L, 1-3
	at Mississippi State*	L, 1-4
3/25	at Mississippi State*	W, 2-1
3/27	at Arkansas*	W, 5-0
	at Arkansas*	W, 3-2
3/31	vs. #6 LSU*	L, 9-0 (5)
	vs. #6 LSU*	L, 4-1
4/1	vs. #6 LSU*	L, 5-2
4/4	vs. FLORIDA ATLANTIC	W, 4-3
4/6	at #3 Alabama*	L, 10-0 (5)
	at #3 Alabama*	L, 5-3
4/7	at #3 Alabama*	L, 12-4 (5)
4/10	vs. SOUTH ALABAMA	W, 3-0
4/14	vs. FLORIDA*	L, 3-0
4/15	vs. FLORIDA*	W, 6-5
	vs. FLORIDA*	L, 2-0 (8)
4/18	vs. ALABAMA A&M	W, 9-1 (5)
	vs. ALABAMA A&M	W, 17-0 (5)
4/21	at #1 Tennessee*	L, 10-0 (5)
	at #1 Tennessee*	L, 2-1 (8)
4/22	at #1 Tennessee*	L, 5-1
4/28	vs. SOUTH CAROLINA*	W, 8-0 (5)
	vs. SOUTH CAROLINA*	W, 1-0
4/29	vs. SOUTH CAROLINA*	W, 3-0
5/6	vs. FLORIDA STATE	W, 7-2

# - Oceanic Time Warner Cable Hawaii Paradise Classic (Honolulu, Hawaii)  
 \$ - Tiger Invitational (Auburn, Ala.)  
 % - NFCA Leadoff Classic (Columbus, Ga.)  
 ^ - USF Louisville Slugger Tournament (Tampa, Fla.)  
 \* - Southeastern Conference Game

**2006**




36-22, 21-8 SEC  
 SEC Tournament (2nd in West)  
 NCAA Tucson Regional  
 Head Coach: Tina Deese

DATE	OPPONENT	RESULTS
2/10	vs. MINNESOTA #	W, 7-0
	vs. MIAMI (OHIO) #	W, 15-1 (5)
2/11	vs. EVANSVILLE #	W, 12-7
	vs. NC STATE #	W, 2-0
2/12	vs. CENTENARY #	L, 9-6
2/14	at Georgia State	W, 3-2 (9)
2/17	vs. MIDDLE TENNESSEE \$	W, 5-2
	vs. JACKSONVILLE ST. \$	W, 7-1
2/18	vs. MERCER \$	W, 19-0 (5)
2/19	vs. LIPSCOMB \$	W, 10-0 (5)
2/21	at UAB	W, 8-0
2/24	vs. No. 16 Arizona St. %	L, 1-0 (8)
	vs. No. 24 Missouri %	W, 2-0
2/28	vs. No. 7 MICHIGAN	L, 1-0
3/1	=vs. Southern Miss.	W, 4-1
3/4	vs. Boston College ^	W, 10-2 (6)
	at Florida Atlantic ^	W, 4-1
3/5	vs. Boston College ^	W, 9-3
	at Florida Atlantic ^	L, 5-3
3/8	vs. SAMFORD	W, 1-0
3/11	vs. KENTUCKY*	W, 2-1
	vs. KENTUCKY*	W, 3-0

3/12	vs. KENTUCKY*	W, 7-6 (8)
3/14	vs. TROY	W, 4-3
3/18	at No. 2 Tennessee*	L, 2-0
	at No. 2 Tennessee*	W, 3-1
3/19	at No. 2 Tennessee*	L, 8-0 (5)
3/25	vs. No. 11 GEORGIA*	L, 4-1
	vs. No. 11 GEORGIA*	L, 8-5
3/26	vs. No. 11 GEORGIA*	W, 6-2
3/28	at Florida*	W, 2-1
	at Florida*	L, 5-4 (9)
3/29	at Florida*	L, 5-0
3/30	at Florida State	W, 7-2
4/4	+vs. Tennessee Tech	W, 4-0
4/8	at No. 11 LSU*	L, 4-0
	at No. 11 LSU*	L, 6-5
4/9	at No. 11 LSU*	W, 1-0
4/14	vs. MISSISSIPPI STATE	W, 4-1
4/15	vs. MISSISSIPPI STATE	W, 6-5
	vs. MISSISSIPPI STATE	W, 5-3
4/22	at Arkansas*	W, 5-4
	at Arkansas*	L, 2-0
4/23	at Arkansas*	W, 2-1
4/25	vs. No. 4 ALABAMA*	L, 9-1 (5)
	vs. No. 4 ALABAMA*	W, 4-2
4/26	vs. No. 4 ALABAMA*	L, 9-0 (6)
4/29	at South Carolina*	L, 5-2
	at South Carolina*	W, 4-0
4/30	at South Carolina*	L, 7-1
5/6	vs. OLE MISS*	W, 2-0
	vs. OLE MISS*	L, 5-4
5/7	vs. OLE MISS*	L, 6-5
5/11	vs. No. 11 LSU!	L, 4-1
5/18	vs. Ohio State @	L, 1-0 (10)
5/19	vs. Marist @	W, 14-0 (5)
5/20	at Arizona @	L, 4-2

# - Tiger Invitational (Auburn, Ala.)  
 \$ - War Eagle Classic (Auburn, Ala.)  
 % - NFCA Leadoff Classic (Columbus, Ga.)  
 ^ - Florida Atlantic Tournament (Boca Raton, Fla.)  
 \* - Southeastern Conference Game  
 ! - SEC Tournament game (Athens, Ga.)  
 @ - NCAA Regional Game (Tucson, Ariz.)  
 + - Game played in Pensacola, Fla.  
 == - Game played in Huntsville, Ala.

**2005**



50-18, 21-8 SEC  
 SEC Tournament (2nd in West)  
 NCAA Auburn Regional  
 Head Coach: Tina Deese

DATE	OPPONENT	RESULTS
2/4	vs. No. 21 USF #	W, 6-4
	vs. Illinois State #	L, 3-2 (8)
2/5	vs. Kentucky #	W, 9-1
	vs. Florida Intl. #	W, 6-1
2/6	vs. Florida Intl.#	L, 4-0
2/9	vs. ALABAMA STATE	W, 19-2
2/11	vs. C. OF CHARLESTON \$	W, 9-0
	vs. MARSHALL \$	W, 8-0
2/12	vs. NW STATE \$	L, 2-0
	vs. C. OF CHARLESTON \$	W, 2-1
2/13	vs. MARSHALL \$	W, 8-0
2/16	vs. UAB	W, 14-0









3/10	Creighton ^	W, 6-2
	Miami (Ohio) ^	W, 3-2
3/12	Akron ^	W, 4-1
	Indiana ^	W, 5-3
3/17	at No. 8 LSU*	L, 6-5
	at No. 8 LSU*	W, 2-1
3/18	at No. 8 LSU*	L, 9-1
	at No. 8 LSU*	L, 9-1
3/20	at Southeastern La.	W, 8-1
3/24	at Kentucky*	L, 4-3
	at Kentucky*	L, 10-6
3/25	at Tennessee*	L, 8-7 (9)
	at Tennessee*	W, 18-5
3/31	vs. No. 14 ALABAMA*	L, 9-0
	vs. No. 14 ALABAMA*	L, 4-1 (8)
4/1	vs. No. 14 ALABAMA*	L, 7-1
	vs. No. 14 ALABAMA*	L, 14-5
4/5	vs. MERCER	W, 11-2
	vs. MERCER	W, 11-3
4/7	at Arkansas*	L, 2-0
	at Arkansas*	L, 6-2
4/8	at Arkansas*	W, 3-1
	at Arkansas*	L, 4-2
4/11	at Georgia Tech	L, 4-3 (8)
4/14	at Florida*	W, 2-0
4/15	at Florida State	L, 7-0
	at Florida State	W, 5-4 (13)
4/18	at UAB	W, 7-3
4/21	vs. OLE MISS*	L, 2-1 (9)
	vs. OLE MISS*	W, 4-2
4/22	vs. OLE MISS*	W, 6-0
	vs. OLE MISS*	L, 6-2
4/28	vs. GEORGIA*	W, 3-2
4/28	vs. GEORGIA*	W, 7-5
4/30	vs. No. 21 MISSISSIPPI ST.*	L, 3-2
	vs. No. 21 MISSISSIPPI ST.*	L, 9-4
5/1	vs. No. 21 MISSISSIPPI ST.*	W, 5-2
	vs. No. 21 MISSISSIPPI ST.*	L, 10-2
5/11	vs. No. 7 LSU!	L, 8-0
5/12	vs. No. 22 Miss. State!	L, 9-3

# - UTA Tournament (Grand Prairie, Texas)  
 \$ - Tiger Invitational (Auburn, Ala.)  
 % - War Eagle Classic (Auburn, Ala.)  
 ^ - USF/Gladstone Tournament (Tampa, Fla.)  
 \* - Southeastern Conference game  
 ! - SEC Tournament game (Columbus, Ga.)

**1999**




27-32-1, 11-19 SEC  
 5th in SEC West  
 Head Coach: Tina Deese

DATE	OPPONENT	RESULTS
2/14	vs. ALABAMA A&M	W, 23-0
	vs. ALABAMA A&M	W, 26-0
2/16	vs. GEORGIA STATE	L, 8-0
	vs. GEORGIA STATE	W, 8-0
2/19	vs. Penn State #	W, 7-3
	at Texas A&M #	L, 3-0
2/20	vs. Penn State #	W, 3-0
	vs. New Mexico #	L, 3-0
2/21	at Texas A&M #	W, 4-0
	vs. New Mexico #	L, 10-1

2/23	vs. No. 21 FLORIDA ST.	L, 4-2
	vs. No. 21 FLORIDA ST.	T, 0-0
2/26	(2) vs. M. Tennessee St. \$	W, 3-2
	(2) vs. Coastal Carolina \$	W, 10-1
2/27	(2) at Georgia Southern \$	L, 5-3
	(2) vs. Stetson \$	W, 4-0
2/28	(2) vs. M. Tennessee \$	W, 2-1
	(2) Coastal Carolina \$	W, 15-3
3/5	(3) vs. No. 9 Stanford %	L, 9-0
	(3) vs. No. 4 Washington %	L, 5-3
3/6	(3) vs. Portland State %	W, 8-0
	(3) vs. Pacific %	L, 6-2
3/7	(3) vs. No. 15 Oregon %	L, 6-2
	(3) vs. Illinois State %	L, 7-4
3/19	vs. No. 13 LSU*	L, 12-3
	vs. No. 13 LSU*	L, 4-2
3/20	vs. No. 13 LSU*	L, 9-1
	vs. No. 13 LSU*	W, 10-1
3/21	at Alabama A&M	W, 14-1
	at Alabama A&M	W, 13-1
3/26	vs. TENNESSEE*	L, 7-4
	vs. TENNESSEE*	W, 4-0
3/28	vs. KENTUCKY*	L, 7-6
	vs. KENTUCKY*	W, 9-1
3/30	at Georgia State	L, 2-1
	at Georgia State	L, 7-6
4/2	at Alabama*	W, 5-1
	at Alabama*	W, 7-0
4/3	at Alabama*	L, 3-1
	at Alabama*	L, 8-3
4/7	at Troy State	W, 5-4
	at Troy State	W, 7-0
4/9	vs. ARKANSAS*	L, 1-0
	vs. ARKANSAS*	L, 3-1
4/10	vs. ARKANSAS*	L, 4-0
	vs. ARKANSAS*	L, 4-0
4/18	vs. FLORIDA*	W, 11-6
	vs. FLORIDA*	W, 10-2
4/23	at Ole Miss*	W, 7-6
	at Ole Miss*	W, 5-0
4/24	at Ole Miss*	W, 6-5
	at Ole Miss*	W, 5-2
5/1	at Georgia*	L, 4-2
	at Georgia*	W, 8-0
5/2	at South Carolina*	L, 4-0
	at South Carolina*	L, 2-1
5/7	at Mississippi State*	L, 4-3
	at Mississippi State*	L, 8-0
5/8	at Mississippi State*	L, 8-0
	at Mississippi State*	L, 4-3

# - Texas A&M Tournament (College Station, Texas)  
 \$ - Georgia Southern Tournament (Statesboro, Ga.)  
 % - Easton Showcase (Fullerton, Calif.)  
 \* - Southeastern Conference game

**1998**



16-40, 6-20 SEC  
 6th in SEC West  
 Head Coach: Tina Deese

DATE	OPPONENT	RESULTS
2/14	LaGrange College	W, 8-0
	LaGrange College	W, 9-1
2/20	vs. No. 24 DePaul #	L, 1-0

	vs. No. 10 South Fla. #	L, 7-0
2/21	vs. No. 9 Kansas #	L, 2-0
	vs. Notre Dame #	W, 4-2
2/22	vs. No. 24 DePaul #	L, 4-0
2/25	Samford	W, 8-0
	Samford	L, 5-4
2/27	vs. Nebraska \$	L, 6-3
	vs. No. 18 Minnesota \$	L, 8-2
2/28	vs. Notre Dame \$	L, 1-0
	vs. No. 2 Washington \$	L, 1-0
3/1	vs. No. 22 Texas A&M \$	W, 1-0
	vs. Massachusetts \$	W, 4-2
3/3	Troy State	L, 7-3
	Troy State	L, 4-1
3/6	at No. 19 LSU*	L, 5-2
	at No. 19 LSU*	L, 6-3
3/8	at No. 19 LSU*	L, 4-3
3/11	Southern Illinois	W, 1-0
	Southern Illinois	L, 1-0
3/21	at Tennessee*	L, 6-3
	at Tennessee*	W, 3-2
3/22	at Kentucky*	L, 6-1
	at Kentucky*	W, 9-4
3/23	at Eastern Kentucky	L, 2-1
	at Eastern Kentucky	W, 4-3
3/27	vs. East Carolina %	W, 11-3
	vs. Virginia %	L, 2-1
	vs. Elon %	L, 2-0
3/28	vs. UM-Baltimore %	L, 6-2
4/3	at Arkansas*	L, 5-4
	at Arkansas*	W, 4-2
4/4	at Arkansas*	L, 5-4
	at Arkansas*	L, 6-4
4/11	at Florida*	L, 4-0
	at Florida*	L, 12-7
4/12	at No. 15 Florida State	L, 5-1
	at No. 15 Florida State	L, 8-3
4/13	at Florida A&M	L, 5-4
	at Florida A&M	W, 6-5
4/18	Ole Miss*	L, 4-0
	Ole Miss*	W, 8-0
4/19	Ole Miss*	L, 4-3
	Ole Miss*	L, 10-2
4/24	Georgia*	L, 4-1
	Georgia*	L, 3-0
4/26	South Carolina*	L, 4-2
	South Carolina*	L, 5-3
4/29	at Alabama*	W, 6-2
5/1	Mississippi State*	W, 2-0
	Mississippi State*	L, 1-0
5/2	Mississippi State*	L, 6-2
	Mississippi State*	L, 3-2

# - South Florida Tournament (Tampa, Fla.)  
 \$ - NFCA Leadoff Classic (Columbus, Ga.)  
 % - Sportsplus Tournament (Midlothian, Va.)  
 \* - Southeastern Conference game

**1997**



34-35, 15-15 SEC  
 SEC Tournament (3rd in SEC West)  
 Head Coach: Tina Deese

DATE	OPPONENT	RESULTS
2/18	at Samford	W, 4-2 (10)



	at Samford	W, 4-3
2/21	vs. No. 6 Iowa #	L, 7-5 (8)
	vs. Michigan State #	L, 5-3
2/22	vs. Michigan State #	L, 4-3
	vs. No. 21 Notre Dame #	L, 4-2
	vs. Toledo #	W, 6-1
2/23	vs. Wisconsin #	L, 8-4
	vs. Wisconsin #	L, 2-0
2/26	vs. JACKSONVILLE ST.	W, 7-0
	vs. JACKSONVILLE ST.	W, 3-0
3/1	at Florida Atlantic \$	L, 4-2
	vs. Cent. Michigan \$	L, 5-0
	vs. Harvard \$	W, 6-5
3/2	vs. Cent. Michigan \$	W, 2-0
	vs. Harvard \$	L, 5-4
	at Florida Atlantic \$	W, 3-1
3/3	vs. Harvard \$	L, 9-4
	at Florida Atlantic	L, 7-0
3/7	at Charleston Southern	W, 5-0
	at Charleston Southern	W, 9-1
3/8	at Coastal Carolina %	W, 6-3
	vs. UNC-Charlotte %	W, 7-3
3/9	vs. Radford %	L, 5-4
	at Coastal Carolina %	W, 6-5
3/11	at Jacksonville State	W, 5-1
	at Jacksonville State	L, 2-0
3/15	vs. LSU*	L, 5-0
	vs. LSU*	L, 4-1
3/16	vs. LSU*	L, 5-4
	vs. LSU*	L, 8-2
3/21	vs. TENNESSEE*	L, 6-2
	vs. TENNESSEE*	L, 8-2
3/23	vs. KENTUCKY*	W, 5-4 (9)
	vs. KENTUCKY*	W, 5-0
3/28	vs. Canisius ^	L, 3-1
	vs. M. Tennessee ^	L, 10-5
3/29	at Georgia Tech ^	L, 4-0
	vs. Youngstown St. ^	W, 9-8
4/2	at Alabama*	W, 1-0 (9)
	at Alabama*	L, 4-3
4/5	vs. ARKANSAS*	W, 7-6 (10)
	vs. ARKANSAS*	W, 2-1 (8)
4/6	vs. ARKANSAS*	W, 2-0
	vs. ARKANSAS*	W, 9-0
4/11	vs. FLORIDA A&M	L, 3-2
	vs. FLORIDA A&M	W, 9-1
4/13	vs. FLORIDA*	L, 3-1
	vs. FLORIDA*	W, 5-2
4/16	vs. ALABAMA*	L, 3-1
	vs. ALABAMA*	W, 3-2 (8)
4/19	at Ole Miss*	W, 7-4
	at Ole Miss*	W, 4-2
4/20	at Ole Miss*	W, 9-4
	at Ole Miss*	L, 5-0
4/25	at Georgia*	L, 1-0
	at Georgia*	W, 6-4 (8)
4/27	at No. 3 South Carolina*	L, 4-0
	at No. 3 South Carolina*	L, 4-2
5/2	vs. No. 17 FLORIDA ST.	L, 2-0 (11)
	vs. No. 17 FLORIDA ST.	W, 2-1 (8)
5/3	vs. MISSISSIPPI ST.*	L, 6-3
	vs. MISSISSIPPI ST.*	L, 4-0
5/4	vs. MISSISSIPPI ST.*	W, 5-4
	vs. MISSISSIPPI ST.*	W, 4-1
5/9	vs. Tennessee !	W, 2-0
	vs. No. 23 LSU !	W, 4-2
5/10	vs. No. 2 S. Carolina !	L, 9-0
	vs. Florida !	L, 7-5

# - Arizona State Classic (Tempe, Ariz.)

\$ - Fla. Atlantic Invitational (Boca Raton, Fla.)

% - Chanticleer Classic (Conway, S.C.)

^ - Buzz Classic (Atlanta, Ga.)

\* - Southeastern Conference game

! - SEC Tournament (Columbus, Ga.)



**ALL-TIME RESULTS / STATISTICAL HISTORY**

Year	OVERALL				SEC				SEC Finish/National Rank
	W	L	T	Pct.	W	L	T	Pct.	
2015	56	11	0	.836	18	6	0	.750	2nd (Tourney Champ.)/3rd Overall
2014	42	19	1	.678	11	13	0	.458	
2013	30	23	0	.566	7	17	0	.292	6th SEC West, 12th Overall
2012	33	23	0	.589	12	16	0	.429	T-3 SEC West, T-7 Overall
2011	40	19	0	.678	15	13	0	.536	3rd SEC West, 7th Overall
2010	31	26	0	.544	11	17	0	.393	3rd SEC West, 7th Overall
2009	30	29	0	.508	9	19	0	.321	4th SEC West, 9th Overall
2008	38	22	0	.633	13	14	0	.481	T-3 SEC West, T-6 Overall
2007	26	30	0	.464	10	18	0	.357	5th SEC West, 9th Overall
2006	36	22	0	.621	21	8	0	.724	3rd SEC West, 6th Overall
2005	50	18	0	.735	21	8	0	.724	2nd SEC West, 3rd Overall
2004	42	18	0	.700	19	10	0	.655	2nd SEC West, 4th Overall
2003	26	31	0	.456	13	16	0	.448	T-3 SEC West, T-7 Overall
2002	37	28	0	.569	15	15	0	.500	3rd SEC West, 5th Overall
2001	31	32	0	.492	10	20	0	.333	5th SEC West, 8th Overall
2000	34	31	0	.523	10	19	0	.345	5th SEC West, 8th Overall
1999	27	32	1	.450	11	19	0	.367	5th SEC West, 9th Overall
1998	16	40	0	.286	6	20	0	.231	6th SEC West, 10th Overall
1997	34	35	0	.493	15	15	0	.500	3rd SEC West, 6th Overall

**BATTING**

Year	W-L	Avg.	G	AB	R	H	2B	3B	HR	RBI	TB	Slg.	BB	HBP	SO	GDP	OB%	SF	SHSB-ATT	PO	A	E	Fld.	
1997	34-35	.257	69	1828	238	470	71	7	5	190	570	.312	95	25	234	4	.301	10	102	70-101	1450	625	119	.946
1998	16-40	.259	56	1493	161	386	61	2	11	137	484	.324	92	10	186	3	.304	8	68	62-83	1132	527	83	.952
1999	27-32-1	.287	60	1564	284	449	62	4	38	222	633	.405	110	40	249	1	.347	12	30	87-106	1147	458	77	.954
2000	34-31	.286	65	1721	268	492	106	6	38	238	724	.421	134	44	307	2	.350	13	54	57-75	1327	627	114	.945
2001	31-32	.277	63	1706	284	473	95	4	47	246	717	.420	146	34	295	2	.345	8	55	45-70	1274	530	116	.940
2002	38-27	.272	65	1601	276	436	84	4	48	235	672	.420	156	25	283	1	.344	13	51	72-101	1283	446	65	.964
2003	26-31	.218	57	1451	158	317	67	4	28	134	476	.328	119	30	318	9	.290	7	51	60-82	1170	395	68	.958
2004	42-18	.256	60	1514	214	388	74	7	22	170	542	.358	128	21	287	4	.321	8	38	106-133	1229	359	50	.969
2005	50-18	.308	68	1729	375	532	94	16	68	318	862	.499	201	26	319	10	.384	20	48	78-101	1313	485	72	.961
2006	36-22	.280	58	1519	247	426	67	10	42	219	639	.421	155	35	318	10	.359	8	41	51-71	1177	418	78	.953
2007	26-30	.249	56	1367	187	340	43	4	26	165	469	.343	135	49	351	9	.335	12	59	33-48	1101	305	56	.962
2008	38-22	.231	60	1520	205	351	51	12	26	183	504	.332	138	63	328	5	.318	15	34	38-58	1234	377	88	.948
2009	30-29	.235	59	1534	193	361	65	2	31	169	523	.341	158	43	345	9	.322	11	48	70-84	1254	403	66	.962
2010	31-26	.252	57	1468	204	370	55	2	44	187	561	.382	141	31	329	3	.329	9	41	47-68	1158	362	62	.961
2011	40-19	.279	59	1505	272	420	97	8	37	236	644	.428	160	33	300	7	.358	16	36	61-81	1176	398	61	.963
2012	33-23	.243	56	1409	222	342	51	10	46	198	551	.391	140	53	274	11	.333	7	45	33-44	1129	422	60	.943
2013	30-23	.279	53	1350	273	376	59	9	32	223	549	.407	177	37	279	4	.379	10	28	74-93	1021	376	60	.959
2014	42-19	.305	62	1585	440	484	87	1	83	411	822	.519	270	66	280	6	.423	19	25	17-18	1174	481	35	.979
2015	56-11	.339	67	1788	526	606	97	11	99	474	1022	.572	356	66	291	7	.460	27	20	26-31	1293	491	45	.975
<b>Totals</b>		<b>.266</b>		<b>29,652</b>		<b>8,019</b>		<b>123</b>		<b>4,355</b>		<b>.483</b>		<b>631</b>		<b>107</b>		<b>.233</b>		<b>1,087-1,448</b>		<b>8,485</b>		<b>.966</b>
	<b>660-488-2</b>		<b>1,150</b>		<b>5,027</b>		<b>1,386</b>		<b>771</b>		<b>11,964</b>		<b>3,011</b>		<b>5,573</b>		<b>.400</b>		<b>874</b>		<b>23,042</b>		<b>1,375</b>	



# PITCHING

Year	ERA	W-L	G	CG	SHO	SV	IP	H	R	ER	BB	SO	2B	3B	HR	AB	AVG.
1997	3.07	34-35	69	31	9	3	483.1	473	246	165	161	326	51	15	12	1867	.253
1998	2.69	16-40	56	16	6	7	377.1	381	209	145	174	220	42	10	11	1722	.261
1999	2.78	27-32-1	60	27	13	4	382.1	387	220	152	146	251	56	12	29	1496	.259
2000	3.02	34-31	65	22	9	9	442.1	508	255	191	128	212	69	8	19	1804	.282
2001	2.31	31-32	63	25	5	5	425.0	429	224	140	137	234	60	8	32	1662	.258
2002	2.34	38-27	65	33	14	9	427.2	368	187	143	182	368	54	11	25	1573	.234
2003	2.98	36-31	57	27	11	1	390.0	348	200	166	152	348	60	7	37	1478	.235
2004	1.40	42-18	60	34	24	4	409.2	226	108	82	148	467	45	5	17	1412	.160
2005	2.21	50-18	68	40	17	9	437.2	339	179	138	205	432	46	4	34	1608	.211
2006	1.78	36-22	58	32	14	7	392.1	300	162	100	172	432	44	4	25	1445	.208
2007	2.42	26-30	56	22	11	3	367.0	282	160	127	172	492	38	6	29	1339	.211
2008	2.01	38-22	60	25	19	9	411.1	326	160	118	124	499	47	8	29	1557	.209
2009	2.60	30-29	59	32	10	2	418.0	337	201	155	148	456	45	11	47	1567	.215
2010	2.23	31-26	57	16	12	7	386.0	310	171	123	132	431	45	9	42	1422	.218
2011	2.48	40-19	59	28	8	5	392.0	323	171	139	135	388	55	7	39	1455	.222
2012	2.01	33-23	56	26	13	4	376.1	282	144	108	100	332	46	5	28	1385	.204
2013	3.46	30-23	53	22	7	4	340.1	341	206	168	133	245	57	3	41	1343	.254
2014	3.26	42-19	62	35	13	6	391.1	353	201	182	162	285	57	6	64	1473	.240
2015	3.59	56-11	67	16	10	4	431.0	422	247	221	203	283	69	2	61	1653	.255
<b>Totals</b>	<b>3.02</b>		<b>1,150</b>		<b>225</b>		<b>7,680.3</b>		<b>3,651</b>		<b>2,814</b>		<b>986</b>		<b>621</b>		<b>.242</b>
	<b>660-488-1</b>		<b>509</b>		<b>102</b>		<b>6,735</b>		<b>2,763</b>		<b>6,701</b>		<b>141</b>		<b>29,261</b>		



# AUBURN NCAA REGIONAL HISTORY

## All-Time Auburn NCAA Regional Results

**Overall:** 13-20

**Appearances:** (11) 2002, 2004, 2005 (host), 2006, 2008, 2009, 2010, 2011, 2012, 2014, 2015

### 2002 • Tallahassee, Fla. • #4 Seed

Date	Opponent	Score	AU Pitcher (Rec.)
5/16	Florida State	L, 2-1	Keyes (21-11)
5/17	Florida Atlantic	L, 4-2	Keyes (21-12)

### 2004 • Stanford, Calif. • #2 Seed

Date	Opponent	Score	AU Pitcher (Rec.)
5/20	Hofstra	L, 1-0 (9)	Keyes (27-11)
5/20	Fresno State	L, 3-1 (10)	Keyes (27-12)

### 2005 • Auburn, Ala. • #2 Seed

Date	Opponent	Score	AU Pitcher (Rec.)
5/20	Florida State	L, 5-0	Currie (24-10)
5/21	Florida A&M	W, 11-2 (6)	DiPietro (23-7)
5/21	Florida State	L, 2-0	Currie (24-11)

### 2006 • Tucson, Ariz. • #2 Seed

Date	Opponent	Score	AU Pitcher (Rec.)
5/18	Ohio State	L, 1-0 (10)	Currie (18-13)
5/19	Marist	W, 14-0 (5)	Currie (19-13)
5/19	Ohio State	W, 4-0	DiPietro (16-7)
5/20	Arizona	L, 4-2	Currie (19-14)

### 2008 • College Station, Texas • #2 Seed

Date	Opponent	Score	AU Pitcher (Rec.)
5/16	Louisiana Tech	L, 1-0 (12)	Thompson (12-12)
5/17	Stephen F. Austin	W, 2-0	Schmalz (8-3)
5/17	Louisiana Tech	L, 2-1	Schmalz (8-4)

### 2009 • Atlanta, Ga. • #3 Seed

Date	Opponent	Score	AU Pitcher (Rec.)
5/15	Iowa	W, 1-0	Thompson (15-15)
5/16	Georgia Tech	L, 1-4	Thompson (15-16)
5/17	Boston University	L, 0-5	Thompson (15-17)

### 2010 • Atlanta, Ga. • #3 Seed

Date	Opponent	Score	AU Pitcher (Rec.)
5/21	Oregon	L, 1-0	Thompson (17-10)
5/22	Jacksonville State	W, 15-1	Loree (4-5)
5/22	Georgia Tech	L, 4-1	Bunner (7-9)

### 2011 • Seattle, Wash. • #2 Seed

Date	Opponent	Score	AU Pitcher (Rec.)
5/19	BYU	L, 2-1	Bunner (16-7)
5/20	Portland State	W, 2-1	Schmalz (15-6)
5/20	BYU	L, 4-3	Loree (9-7)

### 2012 • Austin, Texas • #2 Seed

Date	Opponent	Score	AU Pitcher (Rec.)
5/18	Houston	L, 2-1	Lauren Schmalz (9-8)
5/19	Texas	L, 6-1	Lauren Schmalz (9-9)

### 2014 • Minneapolis, Minn. • #2 Seed

Date	Opponent	Score	AU Pitcher (Rec.)
5/16	North Dakota St.	L, 5-2	Davis (20-11)
5/17	Green Bay	W, 9-1 (5)	Mavromat (3-2)
5/17	North Dakota St.	W, 1-0	Davis (21-11)
5/18	Minnesota	W, 4-3 (8)	Davis (22-11)
5/18	Minnesota	L, 8-6	Davis (22-12)

### 2015 • Auburn, Ala. • #1 Seed

Date	Opponent	Score	AU Pitcher (Rec.)
5/15	Tennessee Tech	W, 4-1	Davis (22-2)
5/16	South Alabama	W, 1-0	Harper (12-4)
5/17	South Alabama	W, 7-4	Walters (18-3)

## Auburn Single-Game NCAA Regional Records

### Team

#### Offense

At Bats.....	35, vs. Jacksonville State (5/22/10)
Runs.....	15, vs. Jacksonville State (5/22/10)
Hits.....	18, vs. Jacksonville State (5/22/10)
RBI.....	14, vs. Marist (5/19/06)
Doubles.....	4 x2, last vs. Green Bay (5/17/14)
Triples.....	1, x4 last vs. South Alabama (5/17/15)
Home Runs.....	3, vs. Jacksonville State (5/22/10)
Sacrifice Hits.....	3 vs. Portland State (5/20/11)
Sacrifice Flies.....	1, x3, last vs. Tennessee Tech (5/15/15)
Stolen Bases.....	3, vs. Iowa (5/15/09)

#### Pitching

Innings.....	10, vs. Ohio State (10/18/06)
Strikeouts.....	17, vs. Fresno State (5/20/04)
.....	17, vs. Hofstra (5/20/04)
Hits.....	11, vs. #14 Minnesota (5/18/14)
Runs.....	8, vs. #14 Minnesota (5/18/14)
Earned Runs.....	7, vs. #14 Minnesota (5/18/14)

### Individual

#### OFFENSE

At Bats.....	5, x5, last Emily Carosone, Kasey Cooper vs. South Alabama (5/17/15)
Runs.....	3, Kelsey Cartwright vs. Jacksonville State (5/22/10)
Hits.....	4, 2x, Kyndall White & Elizabeth Eisterhold vs. Jacksonville State (5/22/10)
RBI.....	4 x3, Kasey Cooper vs. Green Bay (5/17/14), ..... McKenzie Kilpatrick vs. Minnesota (5/18/14) ..... Elizabeth Eisterhold vs. Jacksonville State (5/22/10)
Doubles.....	2, Kelsey Cartwright vs. Jacksonville State (5/22/10)
Triples.....	1, x4, last Jade Rhodes vs. South Alabama (5/17/15)
Home Runs.....	1, x15, last McKenzie Kilpatrick vs. #14 Minnesota (5/18/14)
Sacrifice Hits.....	2, Ashley Griffin vs. Ohio State (5/19/06) ..... 2, Ashley Griffin vs. Marist (5/19/06)
Sacrifice Flies.....	1, x2, last Haley Fagan vs. Tennessee Tech (5/15/15)
Stolen Bases.....	2, 2x, last Kyndall White vs. Jacksonville State (5/22/10)

#### PITCHING

Innings.....	10, Holly Currie vs. Ohio State (5/18/06)
Strikeouts.....	17, Kristen Keyes vs. Fresno State (5/20/04)
.....	17, Kristen Keyes vs. Hofstra (5/20/04)
Hits Allowed.....	10, Lexi Davis vs. Minnesota (5/18/14)
Runs Allowed.....	8, Lexi Davis vs. Minnesota (5/18/14)
Earned Runs Allowed.....	7, Lexi Davis vs. Minnesota (5/18/14)
Walks Allowed.....	4, x2, last Lexi Davis vs. South Alabama (5/16/15)

#### Record vs. Teams

Arizona.....	0-1	Marist.....	1-0
Boston Universtiy.....	0-1	Minnesota.....	1-1
BYU.....	0-2	North Dakota State.....	1-1
Florida Atlantic.....	0-1	Ohio State.....	1-1
Florida A&M.....	1-0	Oregon.....	0-1
Florida State.....	0-3	Portland State.....	1-0
Fresno State.....	0-1	South Alabama.....	2-0
Georgia Tech.....	0-2	Stephen F. Austin.....	1-0
Green Bay.....	1-0	Tennessee Tech.....	1-0
Hofstra.....	0-1	Texas.....	0-1
Houston.....	0-1		
Iowa.....	1-0		
Jacksonville State.....	1-0		
Louisiana Tech.....	0-2		

#### Record as Seed

No. 1.....	3-0
No. 2.....	8-14
No. 3.....	2-4
No. 4.....	0-2



# AUBURN NCAA SUPER REGIONAL HISTORY

## All-Time Auburn NCAA Super Regional Results

**Overall:** 2-0  
**Appearances:** (1) 2015

### 2015 • Auburn, Ala. • #1 Seed

Date	Opponent	Score	AU Pitcher (Rec.)
5/22	#11 UL-Lafayette	12-11 (8)	Davis (23-2)
5/23	#11 UL-Lafayette	6-3	Davis (24-2)

## Auburn Single-Game NCAA Super Regional Records

### Team

#### Offense

At Bats.....	36, vs. UL-Lafayette (5/22/15)
Runs.....	12, vs. UL-Lafayette (5/22/15)
Hits.....	11, vs. UL-Lafayette (5/22/15)
RBI.....	12, vs. UL-Lafayette (5/22/15)
Doubles.....	2, vs. UL-Lafayette (5/22/15)
Triples.....	N/A
Home Runs.....	2, vs. UL-Lafayette (5/22/15)
Sacrifice Hits.....	N/A
Sacrifice Flies.....	N/A
Stolen Bases.....	1, vs. UL-Lafayette (5/23/15)

#### Pitching

Innings.....	8.0, vs. UL-Lafayette (5/22/15)
Strikeouts.....	5, vs. UL-Lafayette (5/22/15)
Hits.....	12, vs. UL-Lafayette (5/22/15)
Runs.....	11, vs. UL-Lafayette (5/22/15)
Earned Runs.....	11, vs. UL-Lafayette (5/22/15)

### Individual

#### OFFENSE

At Bats.....	6, Brann迪 Melero vs. UL-Lafayette (5/22/15)
Runs.....	2 x4, last Kasey Cooper vs. UL-Lafayette (5/23/15)
Hits.....	3 x2, last Morgan Estell vs. UL-Lafayette (5/23/15)
RBI.....	3 x2, last Kasey Cooper vs. UL-Lafayette (5/23/15)
Doubles.....	1 x3, last Kasey Cooper vs. UL-Lafayette (5/23/15)
Triples.....	N/A
Home Runs.....	1 x3, last Kasey Cooper vs. UL-Lafayette (5/23/15)
Sacrifice Hits.....	N/A
Sacrifice Flies.....	N/A
Stolen Bases.....	1, Brann迪 Melero vs. UL-Lafayette (5/23/15)

#### PITCHING

Innings.....	7.0, Lexi Davis vs. UL-Lafayette (5/23/15)
Strikeouts.....	4, Rachael Walters vs. UL-Lafayette (5/22/15)
Hits Allowed.....	9, Lexi Davis vs. UL-Lafayette (5/23/15)
Runs Allowed.....	7, Marcy Harper vs. UL-Lafayette (5/22/15)
Earned Runs Allowed.....	7, Marcy Harper vs. UL-Lafayette (5/22/15)
Walks Allowed.....	8, Lexi Davis vs. UL-Lafayette (5/23/15)

#### Record vs. Teams

Louisiana-Lafayette .....2-0

#### Record as Seed

No. 1 .....2-0



# AUBURN WOMEN'S COLLEGE WORLD SERIES HISTORY

## All-Time Auburn WCWS Results

**Overall:** 2-2  
**Appearances:** (1) 2015

### 2015 • Oklahoma City, Okla. • #4 Overall Seed

Date	Opponent	Score	AU Pitcher (Rec.)
5/28	#5 LSU	L, 6-1	Harper (12-5)
5/30	#8 Tennessee	W, 4-2	Davis (25-2)
5/30	#7 UCLA	W, 11-10 (10)	Davis (26-2)
5/31	#1 Florida	L, 3-2 (9)	Davis (26-3)

## Auburn Single-Game Women's College World Series Records

### Team

#### Offense

At Bats.....	37, vs. Florida (5/31/15)
Runs.....	11, vs. UCLA (5/30/15)
Hits.....	11 x2, last vs. #1 Florida (5/31/15)
RBI.....	10, vs. #7 UCLA (5/30/15)
Doubles.....	2 x2, last vs. #1 Florida (5/31/15)
Triples.....	N/A
Home Runs.....	1, vs. #7 UCLA (5/30/15)
Sacrifice Hits.....	1 x4, last vs. #1 Florida (5/31/15)
Sacrifice Flies.....	1, vs. #5 LSU (5/29/15)
Stolen Bases.....	N/A

#### Pitching

Innings.....	10.0, vs. #7 UCLA (5/30/15)
Strikeouts.....	6, vs. #8 Tennessee (5/30/15)
Hits.....	17, vs. #7 UCLA (5/30/15)
Runs.....	10, vs. #7 UCLA (5/30/15)
Earned Runs.....	9, vs. #7 UCLA (5/30/15)

### Individual

#### OFFENSE

At Bats.....	6, Tiffany Howard vs. #7 UCLA (5/30/15)
Runs.....	3, Emily Carosone vs. #7 UCLA (5/30/15)
Hits.....	3, Branndi Melero vs. #7 UCLA (5/30/15)
RBI.....	4 x2, Branndi Melero & Carlee Wallace vs. #7 UCLA (5/30/15)
Doubles.....	1 x6, last Kasey Cooper & Haley Fagan vs. #1 Florida (5/31/15)
Triples.....	N/A
Home Runs.....	1, Branndi Melero vs. #7 UCLA (5/30/15)
Sacrifice Hits.....	1 x4, last Tiffany Howard vs. #1 Florida (5/31/15)
Sacrifice Flies.....	1, Jenna Abbott vs. #5 LSU (5/28/15)
Stolen Bases.....	N/A

#### PITCHING

Innings.....	7.1, Lexi Davis vs. #1 Florida (5/31/15)
Strikeouts.....	5, Rachael Walters vs. #8 Tennessee (5/30/15)
Hits Allowed.....	10, Marcy Harper vs. #7 UCLA (5/30/15)
Runs Allowed.....	5 x2, last Marcy Harper vs. #7 UCLA (5/30/15)
Earned Runs Allowed.....	5, Marcy Harper vs. #5 LSU (5/28/15)
Walks Allowed.....	9, Lexi Davis vs. #1 Florida (5/31/15)

### Record vs. Teams

Florida.....	0-1
LSU.....	0-1
Tennessee.....	1-0
UCLA.....	1-0



# AUBURN SEC TOURNAMENT HISTORY

## All-Time Auburn SEC Tournament Results

**Overall:** 15-21

**Appearances:** (13) 1997, 2000, 2001, 2002, 2003, 2004, 2005, 2006, 2008, 2009, 2010, 2011, 2012, 2014, 2015

### 1997 • Columbus, Ga. • #6 Seed

Date	Opponent	Score	AU Pitcher (Rec.)
5/9	(3) Tennessee	W, 2-0	Espinoza (12-12)
5/9	(2) LSU	W, 4-2	Espinoza (13-12)
5/10	(1) S. Carolina	L, 0-9	Espinoza (13-13)
5/10	(5) Florida	L, 5-7	Sease (12-11)

### 2000 • Columbus, Ga. • #8 Seed

Date	Opponent	Score	AU Pitcher (Rec.)
5/11	(1) LSU	L, 0-8	Rasmussen (13-7)
5/12	(5) Miss. State	L, 3-9	Lofton (14-16)

### 2001 • Chattanooga, Tenn. • #8 Seed

Date	Opponent	Score	AU Pitcher (Rec.)
5/10	(1) LSU	L, 0-6	DuBois (8-8)
5/11	(5) Florida	W, 4-1	DuBois (9-8)
5/12	(3) Alabama	W, 5-3	Petrie (3-2)
5/13	(1) LSU	L, 1-4	Petrie (3-3)

### 2002 • Chattanooga, Tenn. • #5 Seed

Date	Opponent	Score	AU Pitcher (Rec.)
5/9	(4) Georgia	L, 3-4	Lofton (11-13)
5/10	(8) Florida	W, 7-1	Lofton (12-13)
5/11	(3) Alabama	L, 4-5	Lofton (12-14)

### 2003 • Plant City, Fla. • #7 Seed

Date	Opponent	Score	AU Pitcher (Rec.)
5/8	(2) Alabama	L, 0-4	Keyes (12-15)
5/9	(6) Tennessee	L, 3-4 (9)	Keyes (12-16)

### 2004 • Tuscaloosa, Ala. • #4 Seed

Date	Opponent	Score	AU Pitcher (Rec.)
5/13	(5) Alabama	L, 1-7	Keyes (24-10)
5/14	(8) S. Carolina	W, 2-0	Keyes (25-10)
5/15	(7) Miss. State	W, 4-3	Keyes (26-10)
5/15	(1) LSU	W, 2-0	Keyes (27-10)
5/16	(1) LSU	L, 0-1	DiPietro (6-3)

### 2005 • Gainesville, Fla. • #3 Seed

Date	Opponent	Score	AU Pitcher (Rec.)
5/12	(6) S. Carolina	W, 8-0	Currie (23-8)
5/13	(2) Alabama	L, 5-9	Currie (23-9)
5/14	(8) LSU	W, 4-3	Currie (24-9)
5/14	(1) Georgia	L, 3-7	DiPietro (22-7)

### 2006 • Athens, Ga. • #6 Seed

Date	Opponent	Score	AU Pitcher (Rec.)
5/11	(3) LSU	L, 1-4	Currie (18-12)

### 2008 • Baton Rouge, La. • #6 Seed

Date	Opponent	Score	AU Pitcher (Rec.)
5/8	(3) LSU	L, 0-4	Thompson (12-11)

### 2009 • Knoxville, Tenn. • #8 Seed

Date	Opponent	Score	AU Pitcher (Rec.)
5/7	(1) Florida	L, 0-3	Thompson (14-15)

### 2010 • Fayetteville, Ark. • #7 Seed

Date	Opponent	Score	AU Pitcher (Rec.)
5/13	(2) Florida	L, 9-1	Thompson (17-9)

### 2011 • Oxford, Miss. • #7 Seed

Date	Opponent	Score	AU Pitcher (Rec.)
5/12	(2) Florida	W, 6-2	Bunner (16-6)
5/13	(3) Tennessee	L, 2-1	Loree (9-5)

### 2012 • Tuscaloosa, Ala. • #7 Seed

Date	Opponent	Score	AU Pitcher (Rec.)
5/10	(2) Tennessee	L, 2-1	Loree (11-9)

### 2014 • Columbia, S.C. • #9 Seed

Date	Opponent	Score	AU Pitcher (Rec.)
5/7	(8) South Carolina	W, 7-5	Davis (20-10)
5/8	(1) Alabama	L, 8-4	Harper (17-5)

### 2015 • Baton Rouge, La. • #2 Seed

Date	Opponent	Score	AU Pitcher (Rec.)
5/7	(7) Missouri	W, 5-2	Davis (21-2)
5/8	(3) Alabama	W, 7-1	Harper (11-4)
5/9	(5) Tennessee	W, 6-5 (9)	Walters (17-3)

## Auburn Single-Game SEC Tournament Records

### Team

#### OFFENSE

At Bats.....	37, vs. Tennessee (5/9/15)
Runs.....	8, vs. South Carolina (5/12/05)
Hits.....	14, vs. Alabama (5/11/02)
RBI.....	7 x2, last vs. Alabama (5/8/15)
Doubles.....	4, vs. Alabama (5/11/02)
Triples.....	None
Home Runs.....	2 x2, last vs. #6 Alabama (5/8/14)
Sacrifice Hits.....	5, vs. Tennessee (5/9/03)
Sacrifice Flies.....	1x5, last vs. Alabama (5/8/15)
Stolen Bases.....	3, vs. LSU (5/15/04)

#### PITCHING

Innings.....	9.0, vs. Tennessee (5/9/15)
Strikeouts.....	8, vs. Alabama (5/13/04)
Hits.....	13, vs. Alabama (5/13/05)
Runs.....	9, vs. Florida (5/13/10)
.....	9, vs. Alabama (5/13/05)
.....	9, vs. South Carolina (5/10/97)
Earned Runs.....	7, vs. Alabama (5/13/05)
Walks.....	6, vs. Alabama (5/13/05)

### Individual

#### OFFENSE

At Bats.....	5 x5, last Carlee Wallace vs. Tennessee (5/9/15)
Runs.....	3 x2, last Emily Carosone vs. Alabama (5/8/15)
Hits.....	4 x2, last Emily Carosone vs. Tennessee (5/9/15)
RBI.....	4, Michelle Martin vs. Alabama (5/12/01)
Doubles.....	1, x28, last by Morgan Estell vs. Tennessee (5/9/15)
Triples.....	Never
Home Runs.....	1, x13, last by Haley Fagan vs. Missouri (5/7/15)
Sacrifice Hits.....	2, Martha Phillips vs. Tennessee (5/9/03)
.....	2, Jen Hammock vs. Alabama (5/12/01)
Sacrifice Flies.....	1, x5, last by Carlee Wallace vs. Alabama (5/8/15)
Stolen Bases.....	1, x17, last by Victoria Draper vs. Tennessee (5/9/15)

#### PITCHING

Innings.....	8.2, Kristen Keyes vs. Tennessee (5/9/03)
Strikeouts.....	7, Anna Thompson vs. No. 1 Florida (5/7/09)
Hits Allowed.....	13, Jamie Rasmussen vs. LSU (5/11/00)
Runs Allowed.....	8, Jamie Rasmussen vs. LSU (5/11/00)
Earned Runs Allowed.....	7, Jamie Rasmussen vs. LSU (5/11/00)
Walks Allowed.....	5, Jamie Rasmussen vs. LSU (5/11/00)

### Auburn vs. Teams

Alabama.....	2-5
Florida.....	3-3
Georgia.....	0-2
LSU.....	3-6
Mississippi State.....	1-1
Missouri.....	1-0
South Carolina.....	3-1
Tennessee.....	2-3

### Auburn vs. Seeds

No. 1.....	1-8
No. 2.....	2-4
No. 3.....	3-4
No. 4.....	0-1
No. 5.....	2-2
No. 6.....	1-1
No. 7.....	2-0
No. 8.....	4-0





# ALL-TIME OPPONENTS

TEAM	W	L	T	FIRST	LAST	LAST RESULT												
Akron	1	0		2000	2000	W, 4-1												
Alabama	17	45		1997	2015	W, 7-1												L, 8-6
Alabama A&M	9	0		1999	2008	W, 6-0												W, 5-2
Alabama State	7	0		2004	2014	W, 5-3												W, 11-3
<b>UAB</b>	<b>11</b>	<b>2</b>		<b>2000</b>	<b>2015</b>	<b>W, 10-6</b>												<b>L, 5-2</b>
<b>Appalachian State</b>	<b>4</b>	<b>0</b>		<b>2012</b>	<b>2015</b>	<b>W, 9-0 (5)</b>												<b>W, 12-0 (5)</b>
Arizona	1	3		2002	2015	W, 20-2 (5)												W, 14-1 (5)
Arizona State	1	2		2006	2015	W, 7-4												W, 12-0 (5)
<b>Arkansas</b>	<b>33</b>	<b>24</b>		<b>1997</b>	<b>2015</b>	<b>W, 10-2 (5)</b>												<b>W, 11-7</b>
Army	1	0		2013	2013	W, 8-0												W, 2-1
Austin Peay	6	0		2001	2013	W, 9-1 (5)												W, 4-2
Ball State	6	1		2001	2015	W, 12-1 (5)												L, 1-0 (8)
Baylor	0	1		2004	2004	L, 2-0												W, 2-1
Belmont	1	0		2011	2011	W, 8-5												W, 1-0
Birmingham-Southern	5	0		2003	2008	W, 8-0												W, 7-2
<b>Boston College</b>	<b>3</b>	<b>1</b>		<b>2005</b>	<b>2006</b>	<b>W, 9-3</b>												L, 6-1
Boston University	0	1		2009	2009	L, 5-0												W, 4-2
Bowling Green	2	0		2008	2012	W, 10-2												L, 1-0 (8)
<b>Bryant Univ.</b>	<b>1</b>	<b>0</b>		<b>2013</b>	<b>2013</b>	<b>W, 10-0 (5)</b>												W, 2-1
BYU	0	2		2011	2011	L, 4-3												W, 6-0
California	1	0		2009	2009	W, 4-1												W, 14-2 (5)
Cal-Poly	0	1		2009	2009	L, 6-0												W, 6-0
UC-Santa Barbara	2	1		2001	2001	W, 2-1												L, 6-0
Cal State-Fullerton	2	1		2001	2015	L, 3-2												<b>W, 8-0 (5)</b>
Cal State-Northridge	0	1		2004	2004	L, 3-2												<b>W, 10-2 (6)</b>
Campbell	1	0		2011	2011	W, 3-1												W, 2-1
Canisius	0	1		1997	1997	L, 3-1												L, 3-0
Centenary	2	1		2001	2006	L, 9-6												W, 4-1
<b>Central Florida</b>	<b>1</b>	<b>0</b>		<b>2008</b>	<b>2008</b>	<b>W, 1-0</b>												L, 2-1 (9)
Central Michigan	2	2		1997	2010	W, 6-2												W, 2-1
Chattanooga	1	1		2013	2015	W, 12-1 (5)												W, 8-0 (5)
Charleston Southern	3	0		1997	2002	W, 8-0												W, 9-0
Charlotte	2	0		2008	2013	W, 2-1												W, 8-0 (5)
Coastal Carolina	4	0		1997	1999	W, 15-3												W, 9-0
College of Charleston	2	0		2005	2005	W, 2-1												W, 8-0 (5)
Connecticut	1	0		2011	2011	W, 8-0 (6)												W, 9-0 (5)
Creighton	1	0		2000	2000	W, 6-2												W, 7-4
Dartmouth	1	1		2015	2015	W, 6-3												<b>W, 7-5</b>
<b>DePaul</b>	<b>0</b>	<b>4</b>		<b>1998</b>	<b>2007</b>	<b>L, 5-4</b>												<b>W, 8-0 (5)</b>
Drake	1	0		2008	2008	W, 1-0												W, 3-1
Drexel	1	0		2012	2012	W, 13-0 (5)												W, 8-5
East Carolina	1	0		1998	1998	W, 11-3												W, 3-2
Eastern Illinois	1	0		2015	2015	W, 9-1 (5)												W, 14-0 (5)
Eastern Kentucky	2	1		1998	2009	W, 7-1												L, 1-0
East Tennessee State	1	0		2013	2013	W, 11-3												L, 9-0
Elon	0	1		1998	1998	L, 2-0												W, 2-0
Evansville	6	0		2004	2015	W, 12-0 (5)												W, 4-0
<b>Florida</b>	<b>18</b>	<b>36</b>		<b>1997</b>	<b>2015</b>	<b>L, 3-2 (9)</b>												W, 10-1
Florida A&M	5	2		1997	2012	W, 9-0 (5)												<b>W, 4-2</b>
Florida Atlantic	5	5		1997	2012	W, 6-1												<b>W, 6-1</b>
Florida International	5	1		2002	2012	W, 2-1												W, 4-1
<b>Florida State</b>	<b>8</b>	<b>14</b>	<b>1</b>	<b>1997</b>	<b>2015</b>	<b>W, 10-4</b>												L, 6-1
Fresno State	0	2		2004	2013	L, 6-3												<b>W, 12-4</b>
<b>Furman</b>	<b>4</b>	<b>0</b>		<b>2004</b>	<b>2013</b>	<b>W, 9-1</b>												W, 6-4 (5)
Gardner-Webb	5	0		2005	2013	W, 10-0 (5)												W, 6-2
George Mason	1	0		2008	2008	W, 3-1												W, 5-0
George Washington	2	0		2012	2015	W, 8-0 (5)												W, 6-1
<b>Georgia</b>	<b>15</b>	<b>35</b>		<b>1997</b>	<b>2014</b>	<b>W, 8-1</b>												W, 6-1
Georgia Southern	3	1		1999	2011	W, 9-1 (5)												<b>W, 2-0</b>
<b>Georgia State</b>	<b>12</b>	<b>5</b>		<b>1999</b>	<b>2015</b>	<b>W, 10-0 (5)</b>												W, 9-1
Georgia Tech	5	6		1997	2012	W, 12-5												W, 3-0
Green Bay	1	0		2014	2014	W, 9-1 (5)												W, 11-10 (10)
Harvard	1	2		1997	1997	L, 9-4												W, 7-3
Hawaii	1	2		2001	2007	L, 2-1												W, 9-1
Hofstra	1	1		2004	2007	L, 4-2												W, 6-3
Houston	0	1		2012	2012	L, 2-1												L, 2-1
Illinois-Chicago	1	0		2011	2011	W, 4-3												W, 2-1
Illinois State	2	3		1999	2014	W, 3-2												W, 1-0
<b>Indiana</b>	<b>3</b>	<b>0</b>		<b>2000</b>	<b>2009</b>	<b>W, 2-1</b>												L, 5-0
IPFW	2	0		2012	2014	W, 10-0 (5)												W, 7-2
<b>Indiana State</b>	<b>2</b>	<b>0</b>		<b>2000</b>	<b>2013</b>	<b>W, 7-1</b>												<b>W, 6-0</b>
Iowa	2	2		1997	2009	W, 1-0												<b>W, 5-3</b>
Iowa State	0	1		2002	2002	L, 4-3												W, 15-0
Jacksonville (Fla.)	1	0		2009	2009	W, 5-0												W, 7-0
Jacksonville State	15	1		1997	2014	W, 13-3 (5)												W, 12-4
Kansas	1	2		1998	2013	L, 11-10												W, 9-8
Kent State	1	2		2000	2013	W, 5-3												
<b>Kentucky</b>	<b>34</b>	<b>17</b>		<b>1997</b>	<b>2015</b>	<b>W, 9-7</b>												
LaGrange	2	0		1998	1998	W, 9-1												
Lipscomb	3	1		2003	2009	W, 5-1												
Long Beach State	1	0		2015	2015	W, 8-7 (8)												
LSU	17	47		1997	2015	L, 6-1												
Louisiana-Lafayette	2	1		2003	2015	W, 6-3												
Louisiana-Monroe	1	0		2014	2014	W, 9-2												
Louisiana Tech	5	2		2000	2012	W, 3-0												
Louisville	0	1		2009	2009	L, 5-3												
Loyola	1	0		2014	2014	W, 11-2 (5)												
Loyola Marymount	1	0		2012	2012	W, 10-2 (6)					</							

**HONORS AND AWARDS**

Tiffany Howard

All-America

2001	Ashley Moore	Second
2004	Kristen Keyes	Third
2004	Sara Dean	Third
2005	Holly Currie	Second
2005	Paige Jones	Third
2014	Brannndi Melero	First
	Kasey Cooper	Second
	Emily Carosone	Third
2015	Emily Carosone	First
	Kasey Cooper	First
	Tiffany Howard	Third

All-Region

2000	Jen Kraemer	First
2001	Michelle Martin	First
2001	Ashley Moore	First
2001	Jen Kraemer	Second
2002	Ashley Moore	First
2004	Sara Dean	First
2004	Kristen Keyes	Second
2005	Holly Currie	First
2005	Paige Jones	First
2014	Brannndi Melero	First
	Kasey Cooper	First
	Emily Carosone	Third
2015	Emily Carosone	First
	Kasey Cooper	First
	Jade Rhodes	First
	Tiffany Howard	First
	Brannndi Melero	Second
	Morgan Estell	Third

NFCA National Freshman of the Year

2014	Kasey Cooper (Co)
------	-------------------

USA Softball National Player of the Week

2015	Emily Carosone (March 11)
------	---------------------------

ESPN The Magazine All-Academic

2005	Paige Jones	Third
------	-------------	-------

ESPN The Magazine All-Academic Region IV

2005	Paige Jones	First
2008	Anna Thompson	Second
2009	Anna Thompson	Second
2010	Anna Thompson	First
2011	Jenee Loree	Second

Capital One Academic All-District

2015	Kasey Cooper
	Tiffany Howard

Capital One CoSIDA AcademicAll-American

2015	Kasey Cooper
------	--------------

All-SEC

1997	Kim Blair	Second
1998	Mary Petrie	Second
2000	Mary Petrie	First
2001	Jen Kraemer	First
2001	Ashley Moore	First
2001	Mary Petrie	First
2002	Ashley Moore	First
2002	Kasey Angulo	Second
2004	Sara Dean	First
2004	Kristen Keyes	Second
2004	Shannon Anderson	Second
2005	Sara Dean	First
2005	Sara Ghezzi	First
2005	Paige Jones	First
2005	Holly Currie	Second
2006	Sara Ghezzi	Second
2006	Kristina McCain	Second
2007	Ashley Arcuri	Second
2008	Anna Thompson	Second
2009	Myesha Finney	Second
2010	Kyndall White	Second
2012	Lauren Guzman	Second
2013	Brannndi Melero	Second
2014	Brannndi Melero	First
	Kasey Cooper	Second
	Emily Carosone	Second
2015	Emily Carosone	First
	Kasey Cooper	First
	Jade Rhodes	Second
	Tiffany Howard	Second

SEC All-Freshman

2004	Sara Ghezzi, Kristina McCain
2006	Tatiana Fernandez
2007	Anna Thompson
2011	Morgan Estell
2012	Brannndi Melero
2013	Emily Carosone, Tiffany Howard
2014	Kasey Cooper

SEC All-Tournament Team

1997	Ashley Camp, catcher
1997	Brenda Espinoza, pitcher
2001	Michelle Martin, catcher
2004	Paige Jones, designated player
2005	Amy Shaw, outfielder
2011	Angel Bunner, pitcher
2011	Lauren Guzman, shortstop
2015	Emily Carosone, second base
	Kasey Cooper, third base
	Haley Fagan, shortstop
	Marcy Harper, pitcher

SEC Tournament MVP

2015	Emily Carosone
------	----------------

SEC Freshman of the Year

2002	Sara Dean (Co)
------	----------------

SEC Coach of the Year

2002	Tina Deese (Co)
2015	Clint Myers

SEC Pitcher Of The Week

2002	Kristen Keyes	April 22
2002	Kristen Keyes	May 6
2003	Kristen Keyes	April 14
2004	Kristen Keyes	March 8
2004	Kristen Keyes	April 26
2005	Holly Currie	April 25
2006	Holly Currie	Feb. 27
2008	Brittany Day	March 31
2009	Anna Thompson	Feb. 25
2010	Anna Thompson	March 8
2010	Anna Thompson	March 15
2010	Anna Thompson	May 10
2011	Lauren Schmalz	May 2
2012	Lauren Schmalz	Feb. 20
2012	Jenee Loree	Feb. 27
2012	Jenee Loree	March 12

SEC Player of the Week

1999	Ashley Moore	March 2
1999	Marcella Passarelli	March 30
1999	Wendy Cork	April 27
2000	Jen Kraemer	March 26
2000	Marie Petrie	May 1
2001	Ashley Moore	Feb. 19
2001	Marie Petrie	May 7
2002	Sara Dean	April 1
2004	Sara Dean	March 29
2005	Sara Dean	April 4
2005	Paige Jones	May 2
2010	Kyndall White	May 10
2015	Brannndi Melero	April 6
	Emily Carosone	March 10

SEC Freshman of the Week

2006	Tatiana Fernandez	April 17
2007	Anna Thompson	Feb. 19
2007	Anna Thompson	April 30
2009	Jenee Loree	Feb. 9
2014	Kasey Cooper	March 10
	Kasey Cooper	April 28

SEC All-Defensive Team

2008	Myesha Finney	Outfield
2009	Myesha Finney	Outfield
2013	Morgan Estell	Outfield
2015	Emily Carosone	Infield
	Kasey Cooper	Infield
	Tiffany Howard	Outfield



# AUBURN ALL-AMERICANS



Ashley Moore (2001)



Kristen Keyes (2004)



Sara Dean (2004)



Holly Currie (2005)




Paige Jones (2005)



Branni Melero (2014)



**TIFFANY HOWARD**  
2015 NFCA THIRD-TEAM  
ALL-AMERICAN



**KASEY COOPER**  
2015 NFCA FIRST-TEAM  
ALL-AMERICAN



**EMILY CAROSONE**  
2015 NFCA FIRST-TEAM  
ALL-AMERICAN

(CAROSONE AND COOPER  
ARE AUBURN'S FIRST TWO-  
TIME ALL-AMERICANS)



# TEAM RECORDS

## SINGLE-SEASON (HITTING)

### Batting Average (Min. 70 ABs)

1. Mary Petrie	2000	.454
2. Emily Carosone	2015	.438
3. Kasey Cooper	2014	.418
4. Tiffany Howard	2015	.415
5. Brannndi Melero	2014	.404
6. Holly Currie	2005	.394
7. Emily Carosone	2014	.392
8. Kasey Cooper	2015	.391
9. Emily Carosone	2013	.389
10. Ashley Moore	2001	.383

### Games Played

1. Ashley Camp	1997	69
Kim Blair	1997	69
3. Sara Dean	2005	68
Sara Ghezzi	2005	68
Ashley Griffin	2005	68
Amy Shaw	2005	68
Lauren Walton	2005	68
8. Holly Currie	2005	67
Emily Carosone	2015	67
Tiffany Howard	2015	67
Haley Fagan	2015	67
Jade Rhodes	2015	67
Brannndi Melero	2015	67

### Games Started

1. Ashley Camp	1997	69
2. Kim Blair	1997	68
Sara Dean	2005	68
Ashley Griffin	2005	68
Sara Ghezzi	2005	68
6. Holly Currie	2005	67
Amy Shaw	2005	67
Lauren Walton	2005	67
Emily Carosone	2015	67
Tiffany Howard	2015	67
Haley Fagan	2015	67
Jade Rhodes	2015	67
Brannndi Melero	2015	67

### At-Bats

1. Kim Blair	1997	236
2. Ashley Griffin	2005	213
Ashley Moore	2000	213
4. Ashley Moore	2001	209
5. Michelle Martin	2000	207
Tiffany Howard	2015	207
7. Ashley Camp	1997	202
8. Brannndi Melero	2015	201
9. Kyndall White	2009	200
Haley Fagan	2015	199

### Hits

1. Tiffany Howard	2015	86
2. Emily Carosone	2015	85
3. Kim Blair	1997	81
4. Ashley Moore	2001	80
5. Holly Currie	2005	76
6. Kasey Cooper	2015	75
7. Kasey Cooper	2014	74
8. Sara Dean	2005	71
Jen Kraemer	2001	71
10. Jen Kraemer	2000	70

### Runs

1. Emily Carosone	2015	88
2. Tiffany Howard	2015	72
3. Kasey Cooper	2014	70
Emily Carosone	2014	70
5. Morgan Estell	2014	64
6. Morgan Estell	2013	60
7. Haley Fagan	2015	58
8. Ashley Griffin	2005	56
Kasey Cooper	2015	56
10. Kristina McCain	2005	55

Brannndi Melero 2014 55

### RBI

1. Emily Carosone	2015	80
2. Brannndi Melero	2014	78
3. Kasey Cooper	2014	77
4. Holly Currie	2005	65
5. Kasey Cooper	2015	64
Brannndi Melero	2015	64
7. Jade Rhodes	2015	58
8. Haley Fagan	2015	56
9. Brannndi Melero	2013	46
Paige Jones	2005	46

### Doubles

1. Ashley Moore	2001	22
2. Ashley Camp	1997	21
3. Holly Currie	2005	20
4. Morgan Estell	2014	19
5. Morgan Estell	2011	18
Emily Carosone	2015	18
7. Ashley Griffin	2003	17
Jen Kraemer	2000	17
Ashley Moore	2000	17
10. Amber Harrison	2011	16
Kasey Angulo	2002	16

### Triples

1. Tiffany Howard	2015	6
2. Sara Dean	2005	4
3. Morgan Estell	2013	3
Lauren Guzman	2012	3
Lauren Guzman	2011	3
Brittany Scott	2008	3
Myesha Finney	2006	3
Lolani Alvarez	2005	3
Lauren Walton	2005	3
Amy Shaw	2005	3
Ashley Camp	1997	3

### Home Runs

1. Jade Rhodes	2015	19
2. Kasey Cooper	2014	18
Emily Carosone	2015	18
Kasey Cooper	2015	18
5. Holly Currie	2005	17
Ashley Moore	2002	17
7. Brannndi Melero	2014	15
8. Kyndall White	2010	14
9. Paige Jones	2005	13
Mary Petrie	2001	13
Haley Fagan	2015	13

### Walks

1. Kasey Cooper	2015	49
2. Morgan Estell	2014	45
3. Kasey Cooper	2014	43
Tiffany Howard	2015	43
5. Morgan Estell	2015	41
6. Ashley Moore	2002	39
Emily Carosone	2015	39
Brannndi Melero	2015	38
9. Kristina McCain	2006	36
10. Morgan Estell	2013	35
Brannndi Melero	2014	35

### Hit by Pitch

1. Emily Carosone	2014	33
2. Myesha Finney	2009	21
3. Myesha Finney	2007	19
Emily Carosone	2015	19
5. Myesha Finney	2008	18
6. Baylee Stephens	2012	17
7. Sarah Orozco	2000	14
8. Caitlin Jordan	2012	12
Starr Dorsey	2008	12
10. Kelsey Cartwright	2011	11

### On-Base Percentage

(Min. 70 plate appearances)

1. Emily Carosone	2014	.809
2. Emily Carosone	2015	.552
3. Mary Petrie	2000	.531
4. Kasey Cooper	2014	.527
Tiffany Howard	2015	.525
Kasey Cooper	2015	.524
7. Brannndi Melero	2014	.518
8. Morgan Estell	2014	.496
Morgan Estell	2015	.495
10. Morgan Estell	2013	.482

### Slugging Percentage

(Min. 70 ABs)

1. Emily Carosone	2015	.809
2. Mary Petrie	2000	.782
3. Kasey Cooper	2014	.780
4. Holly Currie	2005	.772
5. Kyndall White	2010	.758
Kasey Cooper	2015	.745
7. Brannndi Melero	2014	.737
8. Ashley Moore	2002	.697
9. Mary Petrie	2001	.685
10. Ashley Moore	2001	.656

### Total Bases

1. Emily Carosone	2015	157
2. Holly Currie	2005	149
Kasey Cooper	2015	143
4. Kasey Cooper	2014	138
5. Ashley Moore	2001	137
6. Brannndi Melero	2014	126
7. Mary Petrie	2001	124
8. Ashley Moore	2002	122
9. Haley Fagan	2015	119
Jade Rhodes	2015	119

### Stolen Bases

1. Shannon Anderson	2004	31
2. Shannon Anderson	2002	21
3. Shannon Anderson	2003	19
4. Kim Blair	1998	19
5. Chris Steiner	1999	18
6. Kristina McCain	2005	16
7. Ashley Griffin	2005	15
8. Kim Blair	1997	14
9. Emily Carosone	2013	13
Marcella Passarelli	2000	13
Sara Dean	2004	13



## SINGLE-SEASON (PITCHING/CATCHING)

**Most Appearances**

1. Kristen Keyes	2002	50
2. Rachael Walters	2015	47
3. Holly Currie	2005	46
4. Jen Lofton	2000	45
Lexi Davis	2014	45
6. Beth DiPietro	2005	44
7. Kristen Keyes	2004	43
Lexi Davis	2015	43
9. Holly Currie	2006	42
10. Anna Thompson	2010	40
Anna Thompson	2007	40

**Games Started**

1. Lexi Davis	2014	34
2. Holly Currie	2005	33
3. Holly Currie	2006	32
Brenda Espinoza	1997	32
5. Beth DiPietro	2005	31
6. Kristen Keyes	2004	30
Kristen Keyes	2002	30
Jaime Rasmussen	2000	30
9. Anna Thompson	2009	28
10. Jenee Loree	2009	27
Marcy Harper	2014	27

**Complete Games**

1. Lexi Davis	2014	24
2. Kristen Keyes	2004	23
Kristen Keyes	2002	23
4. Holly Currie	2006	20
Holly Currie	2005	20
6. Beth DiPietro	2005	18
7. Anna Thompson	2009	16
Kristen Keyes	2003	16
9. Marcy Harper	2013	14
Anna Thompson	2007	14

**Shutouts**

1. Kristen Keyes	2004	13
2. Holly Currie	2006	9
Holly Currie	2005	9
4. Beth DiPietro	2005	7
5. Anna Thompson	2010	6
Kristen Keyes	2002	6
Lexi Davis	2014	6
7. Angel Bunner	2012	5
Anna Thompson	2007	5
Anna Thompson	2007	5
Janet Spivey	2003	5

**Innings Pitched**

1. Kristen Keyes	2004	243.1
2. Lexi Davis	2014	225.1
3. Kristen Keyes	2002	220.2
4. Holly Currie	2006	219.0
5. Holly Currie	2005	208.1
6. Beth DiPietro	2005	200.2
7. Anna Thompson	2009	199.1
8. Anna Thompson	2007	187.0
9. Brenda Espinoza	1997	176.0
10. Jenee Loree	2009	174.0

**Wins**

1. Kristen Keyes	2004	27
2. Lexi Davis	2015	26
3. Holly Currie	2005	24
4. Beth DiPietro	2005	23
5. Lexi Davis	2014	22
6. Kristen Keyes	2002	21
7. Holly Currie	2006	19
Rachael Walters	2015	18
9. Anna Thompson	2010	17
Marcy Harper	2014	17

**Saves**

1. Kristen Keyes	2002	9
2. Jen Lofton	2000	6
3. Anna Thompson	2008	5
Holly Currie	2006	5
Holly Currie	2005	5
6. Anna Thompson	2010	4
Beth DiPietro	2005	4
Mary Petrie	1998	4
Lexi Davis	2014	4
Rachael Walters	2015	4

**ERA (Min. 100 IP)**

1. Kristen Keyes	2004	1.06
2. Anna Thompson	2010	1.46
3. Angel Bunner	2011	1.53
4. Jen Lofton	2001	1.62
5. Anna Thompson	2007	1.72
6. Kristen Keyes	2002	1.78
7. Holly Currie	2006	1.79
8. Lauren Schmalz	2012	1.80
9. Brittany Day	2008	1.85
Beth DiPietro	2006	1.85

**Batting Average Against (Min. 100 IP)**

1. Kristen Keyes	2004	.134
2. Anna Thompson	2010	.148
3. Anna Thompson	2007	.169
4. Jenee Loree	2012	.174
5. Anna Thompson	2009	.181
6. Holly Currie	2006	.183
7. Holly Currie	2005	.184
8. Anna Thompson	2008	.187
9. Kristen Keyes	2002	.201
10. Angel Bunner	2011	.205

**Strikeouts**

1. Kristen Keyes	2004	320
2. Anna Thompson	2007	291
3. Holly Currie	2006	286
4. Anna Thompson	2010	282
5. Anna Thompson	2009	269
6. Holly Currie	2005	250
7. Anna Thompson	2008	236
8. Kristen Keyes	2002	211
9. Kristen Keyes	2003	196
10. Jenee Loree	2009	170

**Strikeouts Per 7 IP (Min. 100 IP)**

1. Anna Thompson	2010	11.8
2. Anna Thompson	2007	10.9
3. Anna Thompson	2008	10.4
4. Anna Thompson	2009	9.5

5. Kristen Keyes	2004	9.2
6. Holly Currie	2006	9.1
7. Holly Currie	2007	8.7
8. Brittany Day	2008	8.5
9. Holly Currie	2005	8.4
10. Lauren Schmalz	2011	8.0

**Fewest Walks (Min. 100 IP)**

1. Angel Bunner	2012	22
2. Lauren Schmalz	2012	30
3. Renee Sease	1997	31
4. Jen Lofton	2001	35
5. Janet Spivey	2003	36
6. Lauren Schmalz	2011	40
7. Anna Thompson	2008	41
8. Angel Bunner	2011	43
Nicole Groves	1999	43
10. Jamie Rasmussen	2000	46

**Caught Stealing Percentage Pct. CS-Att.**

1. Elizabeth Eisterhold	2009	.474	18-38
2. Sara Dean	2004	.407	22-54
Tatiana Fernandez	2006	.407	24-59
4. Sara Dean	2005	.404	19-47
5. Elizabeth Eisterhold	2010	.393	13-33

**Runners Caught Stealing CS Att.**

1. Tatiana Fernandez	2006	24	59
2. Deni Zeigler	2002	23	61
3. Elizabeth Eisterhold	2009	22	61
Sara Dean	2004	22	54
5. Sara Dean	2005	19	47



## CAREER RECORDS (HITTING)

**Batting Average (Min. 250 ABs)**

<b>1. Emily Carosone</b>	<b>2013-pres.</b>	<b>.409</b>
<b>2. Kasey Cooper</b>	<b>2014-pres.</b>	<b>.404</b>
3. Morgan Estell	2011-15	.367
4. Mary Petrie	1998-2001	.365
<b>5. Tiffany Howard</b>	<b>2013-pres.</b>	<b>.347</b>
6. Kim Blair	1997-99	.345
7. Brannndi Melero	2012-15	.340
8. Ashley Moore	1999-2002	.341
9. Jen Kraemer	1999-2001	.327
10. Kristina McCain	2004-06	.323

**Slugging Percentage (Min. 250 ABs)**

<b>1. Kasey Cooper</b>	<b>2014-pres.</b>	<b>.762</b>
<b>2. Emily Carosone</b>	<b>2013-pres.</b>	<b>.684</b>
3. Mary Petrie	1998-2001	.634
4. Brannndi Melero	2012-15	.584
5. Ashley Moore	1999-2002	.582
6. Holly Currie	2004-07	.560
Morgan Estell	2011-15	.560
8. Kasey Angulo	2002-03	.519
9. Paige Jones	2002-05	.514
10. Brooke Lathan	2012-13	.511

**On-Base Percentage (Min. 250 ABs)**

1. Emily Carosone	2013-pres.	.530
2. Kasey Cooper	2014-pres.	.525
3. Morgan Estell	2011-15	.490
4. Mary Petrie	1998-2001	.446
5. Kristina McCain	2004-06	.440
Tiffany Howard	2013-pres.	.440
Brannndi Melero	2012-15	.440
8. Ashley Moore	1999-2002	.422
9. Holly Currie	2004-07	.400
10. Caitlin Jordan	2012-13	.392
Tatiana Fernandez	2006-09	.392

**Consecutive Games Started**

<b>Games</b>	<b>Started/Ended</b>	
1. Lauren Guzman	231	2-15-09/5-19-12
2. Ashley Griffin	221	2-25-03/5-20-06
3. Sara Dean	216	3-24-02 /5-21-05
4. Morgan Estell	180	2013-2015
5. Kyndall White	136	2-15-08/3-5-10
6. Shannon Anderson	131	2-1-02/2-13-04

**Games Played**

1. Morgan Estell	2011-15	250
2. Sara Dean	2002-05	249
3. Ashley Moore	1999-2002	247
4. Sara Ghezzi	2004-07	242
5. Ashley Griffin	2003-06	241
6. Deni Zeigler	2000-03	236
Brannndi Melero	2012-15	236
8. Holly Currie	2004-07	234
9. Lauren Guzman	2009-12	231
Lauren Walton	2004-07	231

**Games Started**

1. Morgan Estell	2011-15	250
1. Sara Dean	2002-05	244
Ashley Moore	1999-2002	244
3. Sara Ghezzi	2004-07	240
Ashley Griffin	2003-06	240
5. Deni Zeigler	2000-03	232

6. Lauren Guzman	2009-12	231
7. Tatiana Fernandez	2006-09	225
Holly Currie	2004-07	225
9. Elizabeth Eisterhold	2009-12	219
10. Mary Petrie	1998-2001	215

**Runs Scored**

1. Morgan Estell	2011-15	261
<b>2. Emily Carosone</b>	<b>2013-pres.</b>	<b>194</b>
3. Ashley Moore	1999-2002	171
4. Brannndi Melero	2012-15	165
5. Ashley Griffin	2003-06	147
<b>6. Tiffany Howard</b>	<b>2013-pres.</b>	<b>145</b>
7. Kristina McCain	2004-06	129
<b>8. Kasey Cooper</b>	<b>2014-pres.</b>	<b>126</b>
9. Kyndall White	2008-2011	107
Mary Petrie	1998-2001	107

**Hits**

1. Ashley Moore	1999-2002	261
Morgan Estell	2011-15	261
3. Mary Petrie	1998-2001	228
Brannndi Melero	2012-15	228
5. Sara Dean	2002-05	226
6. Ashley Griffin	2003-06	212
<b>7. Emily Carosone</b>	<b>2013-pres.</b>	<b>208</b>
8. Holly Currie	2004-07	205
9. Michelle Martin	1998-2001	198
10. Sara Ghezzi	2004-07	195

**Doubles**

1. Morgan Estell	2011-15	61
2. Ashley Moore	1999-2002	58
3. Ashley Griffin	2003-06	46
4. Holly Currie	2004-07	43
Sara Dean	2002-05	43
<b>Emily Carosone</b>	<b>2013-pres.</b>	<b>43</b>
7. Kyndall White	2008-2011	41
8. Tatiana Fernandez	2006-09	40
Mary Petrie	1998-2001	40
10. Deni Zeigler	2000-03	38

**Triples**

1. Sara Dean	2002-05	8
<b>2. Tiffany Howard</b>	<b>2013-pres.</b>	<b>7</b>
3. Lauren Guzman	2009-12	6
4. Kyndall White	2008-2011	5
Myesha Finney	2006-09	5
Brittany Scott	2005-08	5
Ashley Griffin	2003-06	5
Brannndi Melero	2012-15	5
9. Brooke Lathan	2012-13	4
Lauren Walton	2004-07	4
Ashley Camp	1997-98	4
Lolani Alvarez	2004-05	4
Chris Steiner	1997-99	4
Morgan Estell	2011-15	4

**Home Runs**

1. Mary Petrie	1998-2001	42
2. Ashley Moore	1999-2002	40
Brannndi Melero	2012-15	40
4. Holly Currie	2004-07	36
<b>Kasey Cooper</b>	<b>2014-pres.</b>	<b>36</b>
6. Elizabeth Eisterhold	2009-12	34

<b>7. Emily Carosone</b>	<b>2013-pres.</b>	<b>31</b>
8. Kyndall White	2008-2011	28
<b>Jade Rhodes</b>	<b>2013-pres.</b>	<b>26</b>
10. Tatiana Fernandez	2006-09	23
Ashley Griffin	2003-06	23
Sara Dean	2002-05	23
Morgan Estell	2011-15	23

**RBI**

1. Brannndi Melero	2012-15	208
2. Mary Petrie	1998-2001	157
3. Holly Currie	2004-07	151
<b>Emily Carosone</b>	<b>2013-pres.</b>	<b>151</b>
5. Morgan Estell	2011-15	145
<b>6. Kasey Cooper</b>	<b>2014-pres.</b>	<b>141</b>
7. Ashley Moore	1999-2002	128
8. Sara Dean	2002-05	124
9. Tatiana Fernandez	2006-09	123
10. Elizabeth Eisterhold	2009-12	119

**Hit By Pitch**

1. Myesha Finney	2006-09	67
<b>2. Emily Carosone</b>	<b>2013-pres.</b>	<b>60</b>
3. Morgan Estell	2011-15	27
4. Ashley Moore	1999-2002	26
5. Sarah Orozco	1999-2000	24
Brannndi Melero	2012-15	24
7. Baylee Stephens	2010-13	23
8. Starr Dorsey	2005-08	20
9. Lindsey Chitwood	2001-04	19
10. Baylee Stephens	2010-Present	18
Tatiana Fernandez	2006-09	18

**Stolen Bases**

1. Shannon Anderson	2002-04	73
2. Ashley Griffin	2003-06	42
3. Chris Steiner	1997-99	37
4. Kim Blair	1997-99	35
5. Lauren Walton	2004-07	34
6. Lauren Guzman	2009-12	32
Marcella Passarelli	1998-01	32
Ashley Moore	1999-02	32
9. Kristina McCain	2004-06	30
10. Kyndall White	2008-2011	27
Sara Dean	2002-05	27
Morgan Estell	2011-15	27

**BOLD - denotes active player**



## CAREER RECORDS (PITCHING/CATCHING)

**Earned Run Average (Min. 400 IP)**

1. Kristen Keyes	2002-04	1.77
2. Anna Thompson	2007-10	1.87
3. Beth DiPietro	2004-06	1.96
4. Holly Currie	2004-07	2.01
5. Angel Bunner	2008-12	2.24

**Batting Average Against (Min. 400 IP)**

1. Anna Thompson	2007-10	.172
2. Kristen Keyes	2002-04	.181
3. Holly Currie	2004-07	.191
4. Jenee Loree	2009-12	.211
5. Angel Bunner	2008-12	.226

**Wins**

1. Holly Currie	2004-07	60
Kristen Keyes	2002-04	60
3. Anna Thompson	2007-10	59
Lexi Davis	2013-pres.	56
5. Beth DiPietro	2004-06	45
Marcy Harper	2013-pres.	45
7. Angel Bunner	2008-12	44
8. Jenee Loree	2009-12	36
9. Jen Lofton	2000-02	35
10. Lauren Schmalz	2008-12	34

**Saves**

1. Anna Thompson	2007-10	13
2. Holly Currie	2004-07	11
Kristen Keyes	2002-04	11
4. Lauren Schmalz	2008-12	8
Beth DiPietro	2004-06	8
6. Mary Petrie	1998-01	7
7. Angel Bunner	2008-12	6
Jen Lofton	2000-02	6
9. Jaime Rasmussen	1999-2001	5
<b>Lexi Davis</b>	<b>2013-pres.</b>	<b>4</b>
<b>Marcy Harper</b>	<b>2013-pres.</b>	<b>4</b>
<b>Rachael Walters</b>	<b>2015-pres.</b>	<b>4</b>

**Appearances**

1. Anna Thompson	2007-10	151
2. Holly Currie	2004-07	143
3. Kristen Keyes	2002-04	125
4. Angel Bunner	2008-12	118
5. Jenee Loree	2009-12	117
<b>6. Lexi Davis</b>	<b>2013-pres.</b>	<b>112</b>
7. Beth DiPietro	2004-06	100
<b>8. Marcy Harper</b>	<b>2013-pres.</b>	<b>98</b>
9. Jen Lofton	2000-02	97
10. Lauren Schmalz	2008-19	96

**Games Started**

1. Holly Currie	2004-07	105
2. Anna Thompson	2007-10	94
3. Kristen Keyes	2002-04	88
4. Jenee Loree	2009-12	83
<b>5. Lexi Davis</b>	<b>2013-pres.</b>	<b>80</b>
<b>6. Marcy Harper</b>	<b>2013-pres.</b>	<b>71</b>
7. Denisse Montalvo	1997-99	67
8. Beth DiPietro	2004-06	63
9. Jen Lofton	2000-02	63
10. Jaime Rasmussen	1999-2001	57

**Complete Games**

1. Kristen Keyes	2002-04	64
2. Anna Thompson	2007-10	54
3. Holly Currie	2004-07	50
4. Beth DiPietro	2004-06	35
<b>Lexi Davis</b>	<b>2013-pres.</b>	<b>33</b>
6. Jenee Loree	2009-2012	32
7. Denisse Montalvo	1997-99	29
<b>Marcy Harper</b>	<b>2013-pres.</b>	<b>29</b>
9. Jaime Rasmussen	1999-2001	26
10. Angel Bunner	2008-12	25

**Innings Pitched**

1. Anna Thompson	2007-10	713.0
2. Holly Currie	2004-07	644.0
3. Kristen Keyes	2002-04	637.0
<b>4. Lexi Davis</b>	<b>2013-pres.</b>	<b>481.0</b>
5. Jenee Loree	2009-12	480.2
6. Angel Bunner	2008-12	459.0
7. Jen Lofton	2000-02	420.2
8. Beth DiPietro	2004-06	418.0
9. Denisse Montalvo	1997-99	412.2
<b>Marcy Harper</b>	<b>2013-pres.</b>	<b>410.2</b>

**Walks Allowed**

1. Holly Currie	2004-07	246
2. Anna Thompson	2007-10	239
3. Kristen Keyes	2002-04	226
<b>4. Lexi Davis</b>	<b>2013-pres.</b>	<b>207</b>
5. Jenee Loree	2009-12	189
<b>Marcy Harper</b>	<b>2013-pres.</b>	<b>183</b>
7. Denisse Montalvo	1997-99	178
8. Jen Lofton	2000-02	153
9. Brenda Espinoza	1997-98	125
10. Beth DiPietro	2004-06	114
Jaime Rasmussen	1999-2001	114

**Strikeouts**

1. Anna Thompson	2007-10	1,078
2. Holly Currie	2004-07	782
3. Kristen Keyes	2002-04	727
4. Jenee Loree	2009-12	480
5. Lauren Schmalz	2008-12	364
6. Beth DiPietro	2004-06	348
7. Denisse Montalvo	1997-99	341
8. Angle Bunner	2008-12	326
<b>9. Marcy Harper</b>	<b>2013-pres.</b>	<b>315</b>
<b>10. Lexi Davis</b>	<b>2013-pres.</b>	<b>307</b>

**Strikeouts Per 7 IP (Min. 150 IP)**

1. Anna Thompson	2007-10	10.6
2. Holly Currie	2004-07	8.5
3. Kristen Keyes	2002-04	8.0
4. Lauren Schmalz	2008-12	7.3
5. Jenee Loree	2009-12	6.9
6. Brittany Day	2005-08	6.7
7. Denisse Montalvo	1997-99	5.8
Beth DiPietro	2004-06	5.8
9. Jen Lofton	2000-02	5.0
10. Angel Bunner	2008-12	4.9

**Shutouts**

1. Holly Currie	2004-07	23
Kristen Keyes	2004-07	23
3. Anna Thompson	2007-10	18

4. Beth DiPietro	2004-06	13
5. Jenee Loree	2009-12	11

**Hit Batters**

1. Anna Thompson	2007-10	68
2. Jenee Loree	2009-12	63
3. Kristen Keyes	2002-04	49
4. Angel Bunner	2008-12	44
5. Holly Currie	2004-07	30

**Caught Stealing Percentage Pct. CS-Att.**

1. Sara Dean	2002-05	.402	41-102
2. Elizabeth Eisterhold	2009-12	.378	70-185
3. Tatiana Fernandez	2006-09	.324	55-170
4. Deni Zeigler	2000-03	.301	40-133
5. Kris Heneghan	1997	.254	17-67

**Runners Caught Stealing CS Att.**

1. Elizabeth Eisterhold	2009-12	70	185
2. Tatiana Fernandez	2006-09	55	170
3. Michelle Martin	1998-01	41	237
Sara Dean	2002-05	41	102
5. Deni Zeigler	2000-03	40	133

**BOLD - denotes active player**



# The Southeastern Conference

## *Setting the Standard for Intercollegiate Athletics in Softball*

SEC Softball will celebrate its 20th year of existence in 2016 and has established itself as one of the leading conferences in the sport.

With the conclusion of the 2015 regular season, Florida won the SEC regular season title with a 18-5 mark in league play. The Gators' Kelsey Stewart and Lauren Haeger were named the SEC Player and Pitcher of the Year, respectively. Alabama's Alexis Osorio earned SEC Freshman of the Year honors, while teammate Haley McCleney along with Arkansas' Devon Wallace were chosen as the SEC Scholar-Athletes of the Year. Auburn's Clint Myers was named the SEC Coach of the Year. The SEC crowned another first-time winner at the league championship as Auburn topped Tennessee in extra innings in the title game in Baton Rouge.

For the third consecutive season, 11 teams from the Southeastern Conference qualified for the NCAA Tournament, with seven teams awarded national seeds for the 2015 NCAA Championship. Eight teams advanced to the Super Regionals, followed by five programs earning a spot in the Women's College World Series, tying the record for the most schools from one conference in the WCWS.

The conference made its 18th overall and 13th consecutive Women's College World Series appearance as Alabama, Auburn, Florida, LSU and Tennessee advanced to Oklahoma City. Florida became the third program in NCAA softball history to win back-to-back national titles after defeating Michigan in the 2015 WCWS Championship Series.

Several postseason honors were bestowed upon SEC student-athletes in the 2015 season. Lauren Haeger was named the WCWS Most Valuable Player, the ASA/USA softball Player of the Year and the softball recipient of the 2015 Honda Sports Award. LSU's Dylan Supak was named the 2015 Elite 89 Award winner, posting a 4.0 GPA in kinesiology. Kentucky's Griffin Joiner was selected to the 2015 Senior CLASS (Celebrating Loyalty and Achievement for Staying in School) First Team, while Florida's Kathlyn Medina claimed a spot on the Second Team.

Softball came under the auspices of the Southeastern Conference in the 1996-97 season. Since that time, 11 different conference teams have made appearances in the NCAA Championship, including seven teams earning Women's College World Series berths – one by South Carolina in the inaugural season; Alabama in 2000, 2003, 2005, 2006, 2008, 2009, 2011, 2012, 2014 and 2015; Florida in 2008, 2009, 2010, 2011, 2013, 2014 and 2015; Georgia in 2009 and 2010; LSU in 2001, 2004, 2012 and 2015; Tennessee in 2005, 2006, 2007, 2010, 2012, 2013 and 2015; Kentucky in 2014; and Auburn in 2015.

Eleven teams (Alabama, Auburn, Florida, Georgia, Kentucky, LSU, Mississippi State, Missouri, South Carolina, Tennessee and Texas A&M) have made Top 25 appearances and nine teams have climbed into the Top 10 (Alabama, Auburn, Florida, Georgia, Kentucky, LSU, Missouri, South Carolina and Tennessee) of the NFCA/USA Today and USA Softball/ESPN.com polls. At least one SEC team has been ranked in the poll each week since the inception of SEC Softball.

South Carolina is the longest standing program of the

### Notes

- 131 NCAA Regional Appearances
- 48 NCAA Super Regional Appearances
- 33 Women's College World Series Appearances
- 416 NCAA Wins (includes Regional, Super Regional and WCWS)
- The conference has sent a league-high 11 teams to the NCAA Championship for three consecutive years (2013-2015).
- Alabama claimed the first national championship in SEC history when it downed Oklahoma, 5-4, on June 7, 2012 for the WCWS title.
- Two SEC teams competed for the first time in the NCAA Championship Series, with Florida defeating Alabama in 2014 for its first WCWS title.
- Florida became the third program in NCAA softball history to win back-to-back national titles after defeating Michigan in the 2015 WCWS Championship Series.
- Since 2007, the SEC has had at least one team in the semifinals or the Championship Series, seven of the last eight years.
- SEC teams have been ranked in every NFCA/USA Today poll since the inception of SEC softball.
- Last season, five SEC teams were ranked top-10 in both final polls: No. 1 Florida, No. 3 Auburn, No. 4 LSU, No. 6 Alabama and No. 8 Tennessee. Eight teams overall made the final Top 25 polls.
- In 2015, seven SEC student-athletes were named NFCA First-Team All-Americans. Overall, 19 players were named to first, second and third teams combined.
- The SEC has earned 199 NFCA All-America honors since 1997 – 83 First-Team selections, 66 Second-Team selections, 50 Third-Team selections.
- The SEC had 41 student-athletes named to the 2015 NFCA All-Region teams. Nineteen were named First-Team, 10 were named Second-Team and 12 were named Third-Team.
- In 2015, the SEC had six named to Capital One Academic All-America Teams. The SEC had 10 student-athletes named to the 2014 Capital One Academic All-District Softball Teams.

league with a rich history in softball dating back 39 seasons. The Gamecocks have made 17 NCAA Regional and three Women's College World Series appearances. Mississippi State played softball for five seasons during the 1980's before resuming the sport when it was added to the SEC. Tennessee added softball in 1995-96, one year before its inception in the SEC. Alabama, Arkansas, Auburn, Florida, Georgia, Kentucky, LSU and Ole Miss began softball programs in 1996-97 to give the league 11 representatives (Vanderbilt does not sponsor softball).

The 1999 season was the first in which the conference was eligible for an automatic berth to the NCAA Championships.

As the sport continues to grow in competitiveness and popularity, the SEC has had six different regular season champions and seven different conference tournament champions.





**AUBURN SOFTBALL LETTERWINNERS**

<b>A</b>		
Jenna Abbott	2014, 15	
Lolani Alvarez	2004, 05	
Kasey Angulo	2002, 03	
Shannon Anderson	2002, 03, 04	
Ashley Arcuri	2006, 07	
<b>B</b>		
Liza Baker	1999	
Krista Barts	2004, 05, 06	
Jorja Bell	2006, 07, 08	
Amy Bellanca	1997	
Kelsey Bogaards	2013, 14, 15	
Kim Blair	1997, 98, 99	
Angel Bunner	2008, 10, 11, 12	
Lindsay Burke	1997	
<b>C</b>		
Ashley Camp	1997, 98	
Emily Carosone	2013, 14, 15	
Kelsey Cartwright	2010, 11	
Lindsey Chitwood	2001, 02, 03, 04	
Becky Cleary	1997, 98, 99, 2000	
Krista Clyde	2008, 10	
Arin Cobb	2001	
Katie Colton	2008, 09, 10, 11	
Kasey Cooper	2014, 15	
Wendy Cork	1997, 98, 99	
Amy Crotts	1997, 98, 99	
Holly Currie	2004, 05, 06, 07	
<b>D</b>		
Brittany Day	2005, 06, 07, 08	
Amy Dalsing	1997, 98, 99	
Lexi Davis	2013, 14, 15	
Sara Dean	2002, 03, 04, 05	
Jenny Diaz	2003, 04	
Madison Dickey	2015	
Beth DiPietro	2004, 05, 06	
Tara Donaldson	2006	
Starr Dorsey	2005, 06, 08	
Victoria Draper	2015	
Lily DuBois	2000, 01, 02	
<b>E</b>		
Elizabeth Eisterhold	2009, 10, 11, 12	
Brenda Espinoza	1997, 98	
Morgan Estell	2011, 12, 13, 14, 15	
<b>F</b>		
Haley Fagan	2015	
Cami Fenn	2001, 02, 03, 04	
Tatiana Fernandez	2006, 07, 08, 09	
Myesha Finney	2006, 07, 08, 09	
Kim Freeland	2000, 01, 02, 03	
Tyanne Fries	2002, 03	
<b>G</b>		
Heather Garrison	2006	
Sara Ghezzi	2004, 05, 06, 07	
Anna Gibbs	2014, 15	
Madi Gipson	2014	
Taryn Gray	2006, 07, 08, 09	
Ashley Griffin	2003, 04, 05, 06	
Nicole Groves	1999	
Lauren Guzman	2009, 10, 11, 12	
<b>H</b>		
Rasheedah Hameed	2000, 01, 02	
Jennifer Hammock	2000, 01, 02, 03	
Marcy Harper	2013, 14, 15	
Lindsey Harrelson	2007, 09, 10	
Amber Harrison	2009, 10, 11, 12	
Kris Heneghan	1997, 98, 99	
Tiffany Howard	2013, 14, 15	
Alicia Hunolt	2007, 08	
<b>J</b>		
Jennifer Joiner	2000	
Paige Jones	2002, 03, 04, 05	
Caiflin Jordan	2012, 13	
Whitney Jordan	2015	
<b>K</b>		
Kristen Keyes	2002, 03, 04	
McKenzie Kilpatrick	2012, 13, 14, 15	
Krista Klein	2007, 08	
<b>Jen Kraemer</b>		1999, 2000, 01
<b>Erika Koivula</b>		1998
<b>L</b>		
<b>Brooke Lathan</b>		2012, 13
<b>Jennifer Lofton</b>		2000, 01, 02
<b>Jenee Loree</b>		2009, 10, 11, 12
<b>M</b>		
<b>Jessica Martin</b>		2007, 08
<b>Michelle Martin</b>		1998, 99, 2000, 01
<b>Robin Martin</b>		2003, 04, 05, 06
<b>Alexa Martinez</b>		2009
<b>Hilary Mavromat</b>		2011, 12, 13, 14
<b>Kristina McCain</b>		2004, 05, 06
<b>Maris Medina</b>		2011, 12, 13, 14
<b>Branndi Melero</b>		2012, 13, 14, 15
<b>Maria Mitchell</b>		2014, 15
<b>Megan Mitchell</b>		2008, 09, 10
<b>Denisse Montalvo</b>		1997, 98, 99
<b>Ashley Moore</b>		1999, 2000, 01, 02
<b>Tracy Murdock</b>		2002
<b>Morgan Murphy</b>		2009, 11, 12
<b>Kimberlee Myers</b>		2015
<b>N</b>		
<b>Anne Norton</b>		2003, 04, 05
<b>Jill Nunnelly</b>		1997
<b>O</b>		
<b>Sarah Orozco</b>		1999, 2000, 01
<b>P</b>		
<b>Jennifer Page</b>		1997, 98
<b>Alyssia Palomino</b>		2011
<b>Marcella Passarelli</b>		1998, 99, 2000, 01
<b>Mary Petrie</b>		1998, 99, 2000, 01
<b>Martha Phillips</b>		2001, 02, 03, 04
<b>Kimball Pratt</b>		1998, 99, 2000, 01
<b>R</b>		
<b>Holly Ragsdale</b>		2009, 10
<b>Jamie Rasmussen</b>		1999, 2000, 01
<b>Jade Rhodes</b>		2013, 14, 15
<b>Kristyn Richards</b>		2012, 13, 14
<b>Jordan Rocker</b>		2013, 14, 15
<b>Nicole Russo</b>		2005, 06, 07
<b>S</b>		
<b>Aurora Salter</b>		2009, 10
<b>Lauren Schmalz</b>		2008, 10, 11, 12
<b>Caitlin Schultze</b>		2010, 11, 12, 13
<b>Brittany Scott</b>		2005, 06, 07, 08
<b>Renee Sease</b>		1997
<b>Amy Shaw</b>		2005, 06
<b>Courtney Shea</b>		2015
<b>Elizabeth Slator</b>		1999
<b>Kelley Smiley</b>		2010, 11
<b>Emily Spain</b>		2015
<b>Janet Spivey</b>		2003
<b>Caitlin Stangl</b>		2010, 11
<b>Chris Steiner</b>		1997, 98, 99
<b>Baylee Stephens</b>		2010, 11, 12, 13
<b>Kelly Sutton</b>		2001, 02
<b>T</b>		
<b>Anna Thompson</b>		2007, 08, 09, 10
<b>Robin Thornburg</b>		2001, 02, 03
<b>Cassie Trosclair</b>		2008, 09
<b>V</b>		
<b>Jodie Van Ooyen</b>		2000, 01, 02, 03
<b>W</b>		
<b>Sydne Waldrop</b>		2014, 15
<b>Carlee Wallace</b>		2015
<b>Rachael Walters</b>		2015
<b>Lauren Walton</b>		2004, 05, 06, 07
<b>Austyn West</b>		2013, 14
<b>Kyndall White</b>		2008, 09, 10, 11
<b>Angela Williams</b>		1997
<b>Karie Williams</b>		2001, 02
<b>Liana Wuchte</b>		2010, 11, 12, 13
<b>Whitney Wyatt</b>		2007
<b>Z</b>		
<b>Deni Zeigler</b>		2000, 01, 02, 03

