

AUBURN

ANNA
THOMPSON

HOLLY
RAGSDALE

LINDSEY
HARRELSON

2010 MEDIA GUIDE SOFTBALL

FAMILY EXCELLENCE PASSION

AUBURN

S O F T B A L L

An Auburn Softball Player lives by the **Core Covenants** that carry them through life. The **Core Covenants** strengthen their resolve when faced with adversity and drives them to never be satisfied after achieving their goals, to keep reaching higher. The **Core Covenants** are...

FAMILY

A group of people that truly **CARE** for and **TRUST** one another; and hold each other accountable for the **SUCCESS OF ALL**

WHAT WE DO IN CLASS

- **HELPING** teammates in **STUDY** hall and for exams by studying **TOGETHER**
- Knowing your professors and making sure they know you
- Asking for help when you need it
- Sitting together in class
- Accountable for one another with academic activities

WHAT WE DO IN THE COMMUNITY

- Being accountable to each other and acting appropriately; **YOUR ACTIONS AFFECT EVERYONE**
- At least one team community service project a year
- Standing up for teammates and Auburn
- Taking care of teammates at parties and socially
- Taking time for fans

WHAT WE DO IN PRACTICE

- **ACCOUNTABILITY** for quality work
- Leaving school in my locker by following routine and changing clothes (Use the Hourglass)
- Turning my cell phones off before I go into the locker room
- Push and pick-up teammates

WHAT WE DO IN GAMES

- **CELEBRATING** your **TEAMMATES** success
- Do your job and trust your teammates to do their job
- Collective confidence and BIG body language regardless of score
- Everyone talking to teammates on the field

EXCELLENCE

Giving your maximum **EFFORT** physically and mentally every pitch, **EVERYDAY**; Doing your best to develop into the best **YOU** are capable of becoming

- Put **ACADEMICS FIRST**
- Doing your part to achieve a team 3.0 GPA
- Sitting in the learning T in every class
- Managing time wisely and staying ahead by doing work in advance
- Thanking your professors after class
- Getting to class, study hall and meetings on time

- You never stop representing your teammates, coaches and Auburn University; **YOU ARE FOREVER AN AUBURN TIGER**
- Be respectful of others all the time
- Saying "please" and "thank you"
- Give back to softball community through camps and clinics; **SHARE YOUR TALENT**

- **HAVING** a plan and a **PURPOSE** for each day and each drill
- Separating school from softball
- Game-like energy and focus
- **COMPETE** with each other in everything we do to help each other get to a **HIGHER LEVEL**
- Measuring performance in practice
- **FINISHING** the drill and exercise

- Think, Work, Live like a champion before you become one
- Carrying yourself with swagger and confidence
- Have an organized locker and dugout
- Playing one pitch at a time
- Breathing
- "So what" mentality to obstacles
- **FOCUS** on the process: **QUALITY AT-BATS** and **QUALITY PITCHES**

PASSION

KNOWING and **UNDERSTANDING** the reason **WHY** you do what you do; Having a **BURNING DESIRE**

- Always being **PREPARED** for class and ready to take quality notes
- Participate in class
- **DO EXTRA CREDIT**
- Academic honesty - learning is more important than grades

- **SAYING "WAR EAGLE" TO A STRANGER**
- Being enthusiastic about Auburn and our program
- **ACTING RESPONSIBLY** everywhere you go because you want to represent Auburn Softball in the most **POSITIVE** light possible

- Sprinting everywhere you go between the lines
- Doing extra work after practice with teammates and coaches
- **"GET TO"** vs. "Have to" **MENTALITY**
- Act as if you have energy when you are tired - force yourself to act different than how you feel
- **JOY IN PLAYING**

- Playing every game like it's your last
- Leaving it all on the field - no "I could have"
- Sprint everywhere you go between the lines
- **Energy, ENERGY, ENERGY**

AUBURN

SOFTBALL™

FAMILY EXCELLENCE PASSION



AUBURN UNIVERSITY



Schools and Colleges
College of Agriculture
College of Architecture, Design & Construction
College of Business
College of Education
Samuel Ginn College of Engineering
School of Forestry and Wildlife Sciences
Graduate School
Honors College
College of Human Sciences
College of Liberal Arts
School of Nursing
Harrison School of Pharmacy
College of Sciences and Mathematics
College of Veterinary Medicine

Students can choose from more than 140 majors
at Auburn.



AUBURN UNIVERSITY

Auburn's beautiful main campus—graced by greenery and open spaces and highlighted by historic Samford Park—is made up of 375 buildings spread across 1,875 acres. Buildings in the main campus area are within walking distance of each other. Residence halls are only a short walk from classrooms, dining and athletic facilities.



AU has awarded more than 250,000 academic degrees since it began in 1856. Our Alumni Association is one of the strongest in the Southeastern Conference with more than 47,000 members.

U.S. News & World Report has ranked Auburn among the top 50 public universities nationwide for 16 consecutive years. Auburn is ranked a "Best Value" by the Princeton Review.

AUBURN ACADEMICS

2009 SEC Academic Honor Roll

Katie Colton
Lindsey Harrelson
Holly Ragsdale
Aurora Salter
Anna Thompson
Cassie Trosclair

2009 Softball Top Tigers (3.0 GPA or higher)

Katie Colton
Lindsey Harrelson
Amber Harrison
Jenee Loree
Holly Ragsdale
Aurora Salter
Anna Thompson
Cassie Trosclair

Auburn University is committed to maintaining the highest standard of academic excellence. Auburn's academic curriculum is recognized nationally and internationally by leading education publications for its services in preparing students for challenges of the future.

Auburn student-athletes excel because of one of the top student support service programs in the country. The program includes a staff of seven full-time Academic Counselors, two Learning Specialists and two Eligibility Specialists.

Charlotte G. Lowder **Student Athlete Development Center**

The Charlotte G. Lowder Student Athlete Development Center, with 33,000 square feet of dedicated space to students and learning, gives Auburn University the physical infrastructure that allows the ability to implement and expand the array of programs designed to enhance the academic performance of Auburn student-athletes. Located adjacent to the Auburn Athletic Complex, the facility is centrally located for easy access for all Tiger athletic teams.

Within the walls of the center are the Academic Hall of Honor designed by Auburn student-athletes, two "smart" classrooms with new and innovative technology that hold 50 people per room, seven counselor offices as well as administrative support, 40 four-person tutorial rooms, a library resource area, a soft-study lounge, a 25-station computer classroom, the student "Cantina" for snacks and beverages and the tutor coordinator office.




The Tiger CHAMPS/Life Skills program focuses on five commitments that the NCAA has specified as necessary to a holistic approach to student development programming. Auburn University is committed to the growth and development of its student-athletes by promoting the following areas:

- Commitment to Academic Excellence
- Commitment to Athletic Excellence
- Commitment to Personal Development
- Commitment to Service, Outreach and Leadership
- Commitment to Career Development


AUBURN TRADITIONS

"War Eagle" is Auburn's battle cry, not Auburn's nickname. There are several legends concerning the origin of the "War Eagle" battle cry, dating back to the Civil War. For more than 100 years, eagles have been associated with Auburn's football program. From a presence on the sidelines to rousing flights over the field, WAR EAGLE has become an Auburn icon. Golden Eagles Tiger (War Eagle VI), Nova (War Eagle VII) and Spirit (a Bald Eagle) are the eagles who have inspired football fans with their graceful flights over Jordan-Hare Stadium.




Aubie is Auburn's costumed mascot and goodwill ambassador for Auburn University. Aubie began as a cartoon character in 1959 and came to life as a costumed mascot in 1979.

Toomer's Corner, where College Street intersects Magnolia Avenue, has long been the gathering place for Auburn athletic celebrations. After any football win, and significant victories in other sports, Auburn students and citizens join forces to "roll" the trees (and anything else that doesn't move) at Toomer's Corner with toilet tissue. Celebrations after significant football victories can go on for hours and leave the heart of town looking like a blizzard passed through.



AUBURN ATHLETICS



17

Auburn had 17 of 21 programs compete in postseason action during the 2008-09 season

Mission Statement:


We have a two-fold purpose: To enable our student-athletes to be successful in all areas of their lives, athletics and academics, and personal endeavors, both now and in their future careers, by providing them with the best resources available in academics, facilities and coaches: And while meeting the needs of our student athletes, to represent and promote Auburn University in a positive manner in all that we do.

The Auburn Athletics Department's absolute values are to always tell the truth and to treat others as we would like to be treated. We will also adhere to the timeless values of the Auburn Creed. We will lead the way to integrity, diversity, communications, both internally and externally, compliance and customer service.

We will function as a team, helping each other to be successful, rather than focusing on personal success. We will work for the benefit of others and for Auburn, not for personal gain. We will have an attitude of constructive discontent; always striving to be better.

22

Auburn swimmers & divers and track & field athletes won 22 individual SEC titles



6

Auburn swimmers and track athletes won six individual NCAA titles

AUBURN ATHLETICS



The Tiger women's basketball team posted a 30-4 record en route to winning the 2008-09 SEC Championship

Auburn had 44 athletes combine to earn a total of 113 All-America honors during the 2008-09 season

113



Auburn men's swimming and diving won the SEC title in February and followed up with its eighth NCAA title in March

4

Four Tigers were named the SEC Athlete of the Year in their respective sports: DeWanna Bonner (women's basketball), Dan Mazzaferro (men's diving), Candace Schepperle (women's golf) and Matt Targett (men's swimming)



Auburn rallied from behind on the final day of the SEC Tournament to take the 2009 SEC Women's Golf title

52

A total of 52 Tigers were named to All-Southeastern Conference teams last season

THE CITY OF AUBURN

AUBURN was named one of the **TOP 10 PLACES TO LIVE** in the nation by U.S. News and World Report in its 2009 rankings

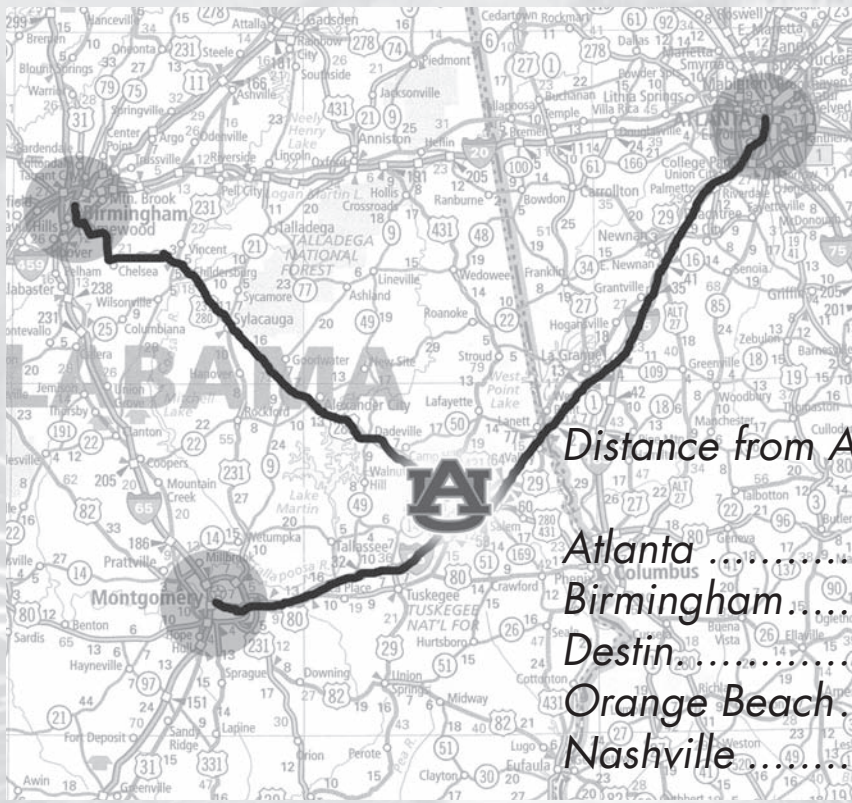


Table of Contents

AUBURN

S O F T B A L L ™

2010 Auburn Softball

Auburn Media Relations.....	10
Media Information	11
Auburn Radio	11
Jane B. Moore Field	12
McWhorter Center	13
2010 Season Outlook	14-15
2010S schedule.....	15
Numerical Roster	16
Alphabetical Roster	16

The Tigers

Seniors

Lindsey Harrelson.....	17
Holly Ragsdale	18
Anna Thompson.....	19

Juniors

Katie Colton	20
Alicia Hunolt	20
Megan Mitchell.....	21
Kelley Smiley.....	21
Caitlin Stangl.....	22
Kyndall White	22

Sophomores

Angel Bunner.....	23
Krista Clyde	23
Elizabeth Eisterhold	24
Lauren Guzman	24
Amber Harrison	25
Jenee Loree	25
Morgan Murphy	26
Aurora Salter	26
Lauren Schmalz	27
Macie West.....	27

Freshmen

Kelsey Cartwright.....	28
Janelle Green	28
Caitlin Schultze.....	28
Baylee Stephens.....	29
Liana Wuchte	29

Auburn Coaches • Support Staff

Head Coach Tina Deese.....	32-33
Assistant Coach Steve Johnson.....	34
Assistant Coach Mark Ryal.....	35
Softball Support Staff.....	36-37

2009 In Review

Season Review	38-39
2009 Results	40
2009 Statistics.....	41
2009 Superlatives.....	42
2009 Pitching Breakdown.....	43

2009 SEC In Review

The Southeastern Conference.....	44
Season Standings/Honors.....	45
Team Statistics	46
SEC/NCAA Individual Leaders.....	47
Miscellaneous Stats	48
2010 SEC Tournament.....	49

Auburn Softball Records

All-Time Superlatives.....	50
Single-Season Records	51-52
Career Records.....	53-54
Tigers in the SEC & NCAA Record Book	55
Individual Honors.....	56
Letterwinners	57

Auburn Softball History

1997/1998 Seasons In Review.....	58
1999/2000 Seasons In Review.....	59
2001/2002 Seasons In Review.....	60
2003/2004 Seasons In Review.....	61
2005/2006 Seasons In Review.....	62
2007/2008 Seasons In Review.....	63
2009 Season In Review	64
SEC Tournament History.....	65
NCAA Regional History.....	66
Record vs. All Opponents.....	67

Auburn University

Auburn Administration	68
-----------------------------	----

Auburn Softball Quick Facts

Auburn University

Location: Auburn, Ala.
Founded: 1856
Enrollment: 24,137
Nickname: Tigers
Colors: Burnt Orange and Navy Blue
Conference: Southeastern (Western Division)
President: Dr. Jay Gogue
Athletics Director: Jay Jacobs
Senior Associate AD/SR Women's Administrator: Meredith Jenkins
Faculty Representative: Dr. Gary Waters
Stadium: Jane B. Moore Field
Capacity: 1,500
Dimensions: LF-190, CF-220, RF-190
Wall Height: 12 Feet

Coaching Staff

Head Coach: Tina Deese (Florida State, 1986)
Overall Record: 714-490-1 (22nd year)
Auburn Record: 428-367-1 (14th year)
Assistant Coach: Steve Johnson (Wartburg College, 1997)
Assistant Coach: Mark Ryal (East Central Oklahoma State University, 1997)
Softball Phone: 334-844-9563
Softball Fax: 334-844-4756

Media Relations

Assistant AD/Media Relations: Kirk Sampson
Assistant Director/SB Contact: Bob Grant
Media Relations Phone: (334) 844-9800
Grant's Office Phone: (334) 844-9810
Grant's Cell Phone: (334) 740-0934
Media Relations Fax: (334) 844-9807
Grant's E-Mail: grantrs@auburn.edu
Press Box Phone: (334) 844-5232
Web Site: www.auburntigers.com
Media Relations Mailing Address:
 392 South Donahue Dr. (36849)
 P.O. Box 351
 Auburn, AL 36831-0351

Team Information

2009 Overall Record: 30-29
2009 NCAA Regional play: 1-2
2009 SEC Record/Finish: 9-19/4th SEC West
2009 Final Ranking: NA
Letterwinners Returning/Lost: 12/5
Key Losses: Myesha Finney (OF), Tatiana Fernandez (C), Taryn Gray (OF)
Starters Returning/Lost: 5/4
Pitchers Returning/Lost: 3/0
Newcomers: 8


Program History

Overall Record: 428-367-1
SEC Overall Record: 167-210
Jane B. Moore Field: 182-106-1
AU City Complex (1997-98): 19-9
Total Home Record: 201-115-1
SEC Tournament Record: 10-17
NCAA Postseason Record: 5-12

About The 2010 Auburn Softball Media Guide

The 2010 Auburn Softball Media Guide is published by the Auburn Media Relations Office, a division of the Auburn Athletics Department, Jay Jacobs Director. The guide was edited and designed by Bob Grant. Special thanks to Kirk Sampson, Kathy Harker, Achilles Carmenate, Erica Dalton, Hillary Gibbs and the Auburn softball staff. Cover artwork by Tyler Trout. Photography provided by Todd Van Emst, Leffie Dailey, Rod Guajardo, Vasha Hunt and AU Photo Services. The guide was printed by Interstate Printing in Mobile, Ala.

Auburn University is an equal opportunity educational institution/employer.





Kirk Sampson



Chuck Gallina



Dan Froehlich



Brad Gust



Matt Crouch



Bob Grant



Kendra Lee



Scott Kemps



Steve Sain



Todd Van Emst



Kathy Harker

AUBURN MEDIA RELATIONS

OFFICE PHONE

KIRK SAMPSON, Asst. AD/Media Relations (334) 844-9800
Football sampska@auburn.edu

CHUCK GALLINA, Sports Information Director.... (334) 844-9784
Men's Basketball, Equestrian, Men's Golf..... gallica@auburn.edu

DAN FROELICH, Associate Director (334) 844-9803
Soccer, Baseball froehdp@auburn.edu

BRAD GUST, Associate Director (334) 844-9703
Football, Track and Field..... gustbra@auburn.edu

MATT CROUCH, Associate Director (334) 844-9709
Women's Basketball, Women's Golf..... mcrouch@auburn.edu

BOB GRANT, Assistant Director (334) 844-9810
Football, Softball..... grantrs@auburn.edu

AUBURN MEDIA RELATIONS

OFFICE PHONE

KENDRA LEE, Assistant Director (334) 844-9709
Volleyball, Swimming & Diving, Men's Tennis kal0014@auburn.edu

SCOTT KEMPS, Media Relations Assistant..... (334) 844-9900
Cross Country, Gymnastics, Women's Tennis smk0008@auburn.edu

STEVE SAIN, Video Contact (334) 844-9809

TODD VAN EMST, Photographer (334) 844-9514
Still photograph contact..... vanemti@auburn.edu

KATHY HARKER, Administrative Assistant..... (334) 844-9800
 harkeka@auburn.edu

Mailing Address:
 Auburn Media Relations
 PO Box 351
 Auburn AL 36831

Overnight Address:
 Auburn Media Relations
 392 South Donahue Drive
 Auburn, AL 36849

The Auburn Softball Media Guide is a source of information for the news media. Additional information is available upon request by contacting Bob Grant in the Media Relations Office. The Auburn Media Relations Office is located in the Auburn Athletic Complex.

Credentials

All media credential requests should be submitted at least 24 hours prior to home games. Credentials can be picked up on the day of the game in the Jane B. Moore Field Press Box. Requests should be made through Bob Grant in the Media Relations Office.

Interviews

Head Coach Tina Deese, assistants Steve Johnson and Mark Ryal and all Auburn players are available for personal or telephone interviews by contacting Bob Grant in the Media Relations Office. Deese is available for interviews on weekday mornings or prior to practice. Please notify Grant at least 24 hours in advance of any interview requests. Player availability is subject to class and practice schedules. Because it would be difficult for players to distinguish legitimate media calls from individuals claiming to represent the media, players are instructed to not conduct a telephone interview unless it is cleared through Auburn Media Relations.

Post-Game Interviews

Interviews with players and coaches are done in an informal manner on the field following each game. Please allow for a brief cooling off period after the game. For assistance in locating any members of the team, please contact Bob Grant.

Press Services

Game notes for each Auburn softball game, series or tournament, will be available via email approximately 1-2 days prior, depending on the team's schedule for the week. Please contact Bob Grant to be included in the email list for the game notes and post-game releases. Members of the working media will be provided statistics and rosters prior to each Auburn softball game. A final box score will be made available as soon as possible following the conclusion of each game.

Tigers on the Web

www.auburntigers.com

For all your Auburn Athletics needs, visit www.auburntigers.com, the official Tiger Web site.



Newspapers	Phone	Fax
Anniston Star Brian Strickland, Sports Editor	(256) 235-3576 bstrickland@annistonstar.com	(256) 241-1991
Associated Press John Zenor, Beat Writer	(334) 262-5947 jzenor@ap.org	(334) 265-7177
Birmingham News Charles Goldberg, Beat Writer	(205) 325-2431 goldcrim@hotmail.com	(205) 325-2425
Columbus Ledger-Enquirer Andy Bitter, Beat Writer	(706) 571-8500 andybitter79@gmail.com	(706) 576-6290
Decatur Daily Luke Brietzke, Beat Writer	(256) 353-4612 lbrietzke@gmail.com	(256) 340-2392
Huntsville Times	(256) 532-4430	(256) 532-4420
Inside the Auburn Tigers Magazine Mark Murphy, Editor	(334) 887-7100 insideautigers@mindspring.com	(334) 887-7175
Jason Caldwell, Writer	jc@tigerdesign.com	
Auburn Undercover (web) Phillip Marshall	(334) 332-3002 pmarsh9485@yahoo.com	NA
Mobile Register Evan Woodbery, Beat Writer	(800) 239-1340 ewoodbery@yahoo.com	(251) 219-5797
Montgomery Advertiser Jay G. Tate, Beat Writer	(334) 240-0193 advertiserjay@yahoo.com	(334) 261-1548
Opelika-Auburn News Andrew Gribble, Beat Writer	(334) 749-6271 agribble@oanow.com	(334) 749-1228

Television	Phone	Fax
ABC 33/40 (Birmingham) Mike Raita, Sports Director	(205) 982-3988 miker@abc3340.com	(205) 982-3942
WBRC (Fox 6, Birmingham) Rick Karle, Sports Director	(205) 583-4345 sports@wbrc.com	(205) 583-4356
WVTM (NBC 13, Birmingham) Don Hawes, Sports Director	(205) 558-7348 don.hawes@nbc.com	(205) 323-3314
WAAY (Ch. 31, Huntsville) T.W. Starr, Sports Director	(256) 533-3131 starr@waaytv.com	(256) 533-5191
WAFF (Ch. 48, Huntsville) Scott Theisen, Sports Director	(256) 533-6397 sports@waff.com	(256) 534-4101
WHNT (Ch. 19, Huntsville) John Pearson, Sports Director	(256) 535-9287 john.pearson@whnt.com	(256) 536-9468
WAKA (CBS 8, Montgomery) Dee Jackson, Sports Director	(334) 420-3227 djackson@waka.com	(334) 244-7859
WNCN (ABC 32, Montgomery) David Wilkinson, Sports Director	(334) 270-3200 dwilkinson@wncn.com	(334) 271-6348
WSFA (NBC 12, Montgomery) Jeff Shearer, Sports Director	(334) 613-8299 jshearer@wsfa.com	(334) 613-8303
WALA (Ch. 10, Mobile) Eric Richey, Sports Director	(334) 434-1065 erichey@fox10tv.com	(334) 434-1023
WKRG (Ch. 15, Mobile) Randy Patrick, Sports Director	(334) 662-3003 rpatrick@wkrq.com	(334) 473-8130
WRBL (CBS 3, Columbus) Dan Edward, Sports Director	(706) 324-6397 dedward@wrbl.com	(706) 323-0841
WTVM (ABC 9, Columbus) Dave Platta, Sports Director	(706) 322-5734 thenewsleader@wtvm.com	(706) 327-0179

Photographic Services

Working press photographers will be permitted to shoot from Auburn's dugout but must do so away from the team, if possible. Those wishing to shoot from inside the visiting team's dugout must contact that school's sports information director prior to doing so. **AT NO TIME** during the game will photographers be permitted to shoot from the playing surface. For those photographers wishing to shoot from the stands, please be conscious of fans in the section. Also, please be aware that batted balls may leave the playing surface at any time.

Satellite Feeds

The Auburn Athletics Department operates a satellite feed on a weekly basis. Those feeds include game footage, player and coach sound bites and various features material and packages. Contact Steve Sain at (334) 844-9809 for specific information.

Visiting Radio

A dedicated phone line, ethernet capabilities and a scoring monitor are found within the visiting radio booth at the Jane B. Moore Field press box. Please notify Grant at least 24 hours before the game of any additional visiting radio needs.


Auburn Radio • Auburn Network

The Auburn Network, a division of ISP Sports, is the exclusive producer and marketer of Auburn sports programming and offers radio and television programming, gameday publications, and Internet services to Auburn fans worldwide.


The network is responsible for all marketing and advertising opportunities associated with Auburn athletics. The official web site for Auburn sports, AuburnTigers.com, is maintained by the network.

A full schedule of Auburn softball games on the radio is listed below. Jack Condon and Jayme Crenshaw will serve as the primary play-by-play announcers.

For more information on the multimedia rights held by Auburn Network or for advertising opportunities, call (334) 826-2929, or visit them on the web at www.AuburnTigers.com.



Jack Condon



Jayme Crenshaw

All Games On WZMG AM 910

DATE	OPPONENT	SITE	AIRTIME
February			
19	Ohio	Auburn, Ala.	5:15 p.m.
20	Nebraska	Auburn, Ala.	12:15 p.m.
20	Central Michigan	Auburn, Ala.	2:45 p.m.
21	SIU - Edwardsville	Auburn, Ala.	1:45 p.m.
24	Jacksonville State	Auburn, Ala.	4:45 p.m.
March			
2	Michigan	Auburn, Ala.	5:45 p.m.
5	Louisiana Tech	Auburn, Ala.	12:15 p.m.
	Tennessee State	Auburn, Ala.	2:15 p.m.
6	Gardner Webb	Auburn, Ala.	9:45 a.m.
7	Valparaiso	Auburn, Ala.	1:45 p.m.
13	*Kentucky (DH)	Auburn, Ala.	12:45 p.m.
14	*Kentucky	Auburn, Ala.	12:45 p.m.
17	*at Florida (DH)	Gainesville, Fla.	2:45 p.m.
18	at Florida State	Tallahassee, Fla.	1:45 p.m.
20	*at LSU (DH)	Baton Rouge, La.	12:45 p.m.
21	*at LSU	Baton Rouge, La.	12:45 p.m.
27	*at South Carolina (DH)	Columbia, S.C.	11:45 a.m.
28	*at South Carolina	Columbia, S.C.	11:45 a.m.
31	Troy University	Auburn, Ala.	5:45 p.m.
April			
2	*Alabama (DH)	Auburn, Ala.	5:45 p.m.
3	*Alabama	Auburn, Ala.	12:45 p.m.
7	Samford	Auburn, Ala.	5:45 p.m.
10	*Tennessee (DH)	Auburn, Ala.	12:45 p.m.
11	*Tennessee	Auburn, Ala.	12:45 p.m.
17	*at Georgia (DH)	Athens, Ga.	11:45 a.m.
18	*at Georgia	Athens, Ga.	11:45 a.m.
21	*Mississippi State (DH)	Auburn, Ala.	3:45 p.m.
24	*at Ole Miss (DH)	Oxford, Miss.	3:45 p.m.
25	*at Ole Miss	Oxford, Miss.	12:45 p.m.
May			
8	*Arkansas (DH)	Auburn, Ala.	12:45 p.m.
9	*Arkansas	Auburn, Ala.	12:45 p.m.
13-15	SEC Tournament	Fayetteville, Ark.	TBA
20-23	NCAA Regionals	TBA	TBA
28-30	NCAA Super Regionals	TBA	TBA
June			
3-9	College World Series	Oklahoma City, Okla.	TBA

Built: 1998
Dedication: April 26, 2003 (Renamed Jane B. Moore Field in 2002)
Capacity: 1,500
Distances (Feet): Left: 190, Center: 220, Right: 190
Wall Height: 12 Feet

Jane B. Moore Field Year-By-Year

Year	Won	Loss	Tie	Pct.
1998	1	7	0	.125
1999	7	12	1	.375
2000	21	12	0	.636
2001	12	12	0	.500
2002	21	6	0	.777
2003	11	11	0	.500
2004	17	4	0	.810
2005	26	5	0	.839
2006	19	8	0	.704
2007	14	11	0	.560
2008	19	6	0	.760
2009	14	12	0	.538
Totals	182	106	1	.631

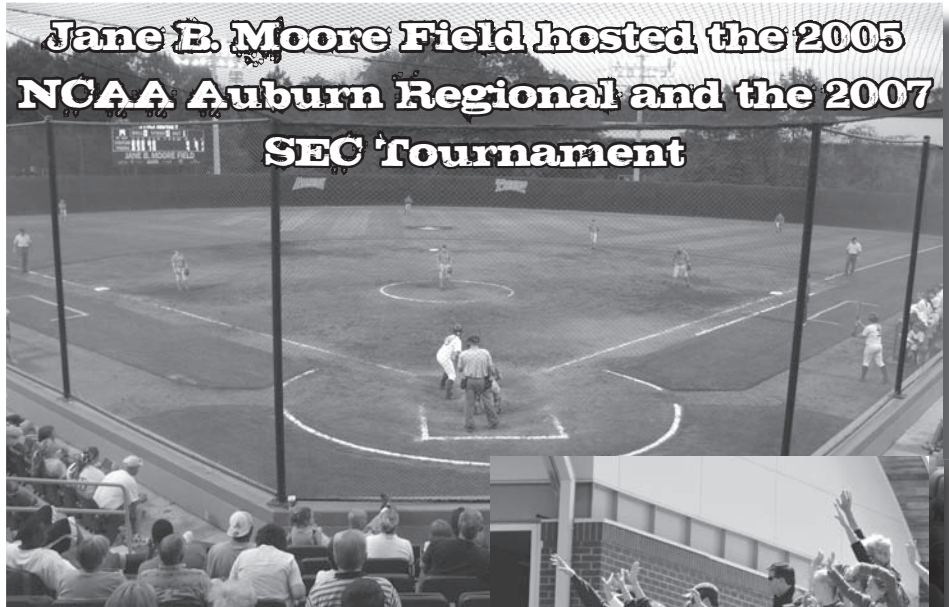
Most Wins: 26 (2005)
Most Losses: 12, three times (1999, 2000, 2001)
Longest Winning Streak: 10 games, twice (2/1/02-3/13/02, 2/19/05-3/19/05)
Longest Losing Streak: 6 games (4/18/98-4/26/98)

Jane B. Moore Field Attendance Yearly Attendance

Year	Dates	Total	Average
1998	8	953	119
1999	20	2417	121
2000	33	6534	198
2001	24	6642	277
2002	27	8594	343
2003	22	5470	287
2004	21	6153	293
2005	31	7454	276
2006	27	9664	439
2007	25	6508	342
2008	25	7894	375
2009	26	7636	294
Totals	289	75,919	263

Top 10 Crowds

Date	Opponent	Attendance
1. 4/13/08	Alabama	1,723
2. 4/18/09	Georgia (DH)	1,642
3. 2/28/06	Michigan	1,371
4. 5/4/02	Alabama	1,187
5. 4/25/06	Alabama (DH)	1,078
6. 4/26/06	Alabama	923
7. 3/17/07	Ole Miss (DH)	922
8. 4/12/08	Alabama (DH)	917
9. 3/29/08	Tennessee (DH)	817
10. 4/23/05	LSU (DH)	721



Jane B. Moore Field is entering its eighth full season as the home for the Auburn softball team.

The Tigers have posted a .678 winning percentage at the facility since the 2003 season, going 120-57.

Auburn has recorded three of the top five all-time season attendance records in the past four years.

Last season, Auburn drew the fourth-highest total attendance in the program's history as 7,636 fans watched the Tigers at Jane B. Moore Field.

In 2006, the Tigers posted a 19-8 record at home which was due in large part to Jane B. Moore Field, which drew 9,664 fans.

The 1,500 seat complex had the opportunity to shine under the Southeastern Conference microscope when Auburn hosted the 2007 SEC Tournament.

It was not, however, the first chance for Jane B. Moore Field to shine under the spotlight. Auburn's 50-18 overall record in 2005 enabled the Tigers to host their first ever NCAA Regional.

More than 2,500 fans witnessed the three-day tournament at the picturesque stadium.

The Tigers started playing at the facility on April 24, 1998, when they played their first home game at the new on-campus field.

The Tigers hosted Georgia, also making it the first SEC game played at the facility.

Kim Blair recorded the first hit for the Tigers while senior Ashley Camp drove in Blair for the first run at the new park.

The dream of an on campus facility, which began when softball was added as an intercollegiate, sport started to take form in November of 1996, when the Board of Trustees approved a bid from French and Associates Landscape Architects for the construction of phase one which was intended



to include the actual playing surface.

French and Associates was responsible for the design and construction of Golden Park in Columbus, Ga., which was host to the 1996 NCAA Women's College World Series and the 1996 Summer Olympic Games Softball competition.

Groundbreaking ceremonies for the new complex were held on August 4, 1998, on a plot of land adjacent to the intramural fields, in an area of campus that would eventually be home to the women's sports complex, the McWhorter Center.

The complex houses offices for soccer, softball and gymnastics, and also contains the gymnastics team's practice area.



Built in 2001, the McWhorter Center is the home to the Auburn softball and gymnastics teams.

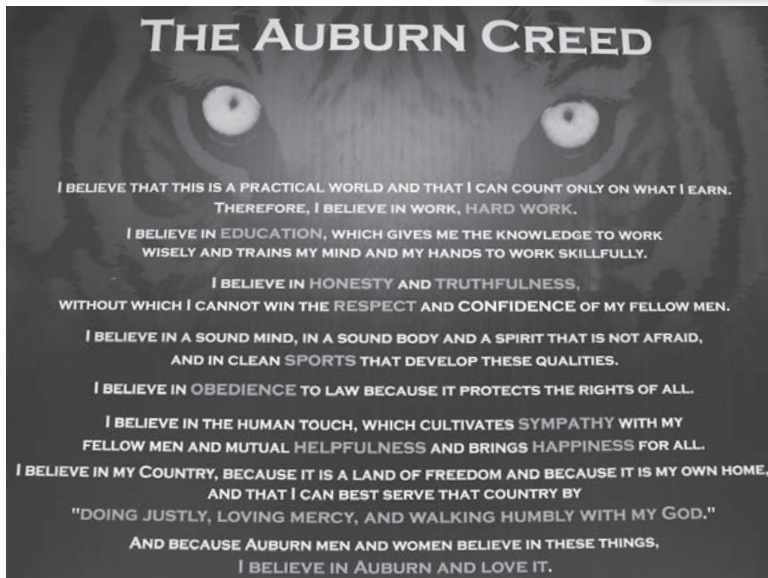
The facility, which was dedicated on Sept. 1, 2001, houses head coach Tina Deese's and assistant coach offices, team locker rooms, a training room and a team room available to student-athletes.

"The McWhorter Center is a spectacular facility for our players," Auburn head coach Tina Deese said. "It is a first-class facility and allows us to have the amenities to be successful."

The 44,000-square foot McWhorter Center is situated beyond the Jane B. Moore Field outfield fence. The coaches' offices offer a spectacular view of the field.

Players, coaches and staff are afforded just a short walk away from the field after leaving the McWhorter Center locker and training rooms.

The McWhorter Center is one of the finest facilities in the nation.



Team Lounge

The team lounge contains a 51" big screen television, a DVD for viewing game film and computers with Internet access for homework, research and e-mail.

Chairs, tables and couches provide a great atmosphere for team meetings and post-game events.

Locker Room

The carpeted locker room has wooden lockers for each student-athlete, individually stalled showers, restrooms and a state-of-the-art stereo system.

In 2009, new graphics were added that wrap around the length of the locker room. The graphics depict current and former Tiger softball players and, of course "War Eagle!".

Additional Facilities

The Auburn softball team has the finest in weight training equipment. The team trains at the James T. Tatum Strength and Conditioning Center, a 14,000 square foot facility which opened in 2002 and is situated at the Auburn Athletic Complex.

Adjacent to the weight room is a 20-yard astroturf hill, set at 45 degrees, which is used for speed and endurance conditioning. The center also houses the strength and conditioning coaches' offices.

Auburn athletes train indoors at the John H. Watson Fieldhouse, which contains a 40-yard artificial turf field. The facility, which measures 155 feet by 210 feet, has a heating system and is cooled by large fans.

In addition, the Tigers also have the use of a Sprinturf artificial field outside the fieldhouse. The Sprinturf field is available to all Auburn athletes and is regularly used by the Tiger football team. The Tigers have the benefits of one of the finest strength and conditioning staffs in the nation. Head strength and conditioning coach Kevin Yoxall supervises all strength programs for men's and women's sports and has been at Auburn since 1999.

Joe Walker serves as the strength and conditioning coach for the Auburn softball team and is entering his fifth season on the Plains.



The 2010 Tigers return five position players who appeared in 45 games or more last season, including junior Kyndall White and sophomore Elizabeth Eisterhold who each started every game in 2009.

White started 32 games at third last season, but is likely to move to shortstop in 2010, where she started every game as a freshman in 2008.

As a freshman last season, Eisterhold started 53 games behind the plate and led the Southeastern Conference in runners thrown out with 22.

Sophomore Amber Harrison returns with a year's experience after starting 48 games at first base in 2009. Fellow sophomore Lauren Guzman split time between shortstop and second base last season, starting 32 games at short and 26 at second.

Senior Lindsey Harrelson started 33 games at center last season and is joined in the outfield by sophomore Krista Clyde, who started 30 games in center as a freshman in 2008, and junior Katie Colton who started a total of 22 games in 2009.

Auburn will have plenty of pitching options in 2010 as the Tigers have five hurlers vying for playing time.

Seniors Anna Thompson and Holly Ragsdale will compete for innings with true sophomore Jenee Loree and redshirt sophomores Angel Bunner and Lauren Schmalz.

Bunner and Schmalz each received redshirts for 2009 after each missed the entire season with injuries. Schmalz suffered an ACL injury in pre-season workouts while Bunner missed the season with a shoulder injury.

Last season, Thompson led the staff with 199.1 innings of work, with Loree throwing 174.0 in her freshman season and Ragsdale 44.2 in her first year with the Tigers.

Gone from last year's team are graduates Tatiana Fernandez, Taryn Gray and Myesha Finney, who earned Second Team All-SEC and SEC All-Defensive Team honors last season.

Head coach Tina Deese breaks down fall practice and the Tigers by position heading into the 2010 season:

FALL

"The team really jelled and gained a tremendous amount of confidence playing with each other.

"We saw a lot of potential in the one-two punch of Caitlin Stangl and Krista Clyde, from an offensive standpoint, at the top of our lineup.

"Speed will be a key element for us offensively this season. Our overall



Kyndall White

team speed will give us a lot of options.

"We are not going to sit back and wait for the big hit, we will manufacture runs. Kyndall White, Kelsey Cartwright and Amber Harrison have gap-to-gap power as does Elizabeth Eisterhold. Games that were close last year, our speed will give us an advantage that we didn't have in 2009."

OUTFIELD

On the roster: Krista Clyde (So.), Katie Colton (Jr.), Janelle Green (Fr.), Lindsey Harrelson (Sr.), Caitlin Stangl (Jr.), Baylee Stephens (Fr.), Macie West (Fr.)

"Our outfield is exciting. I like the speed Krista Clyde brings to the table. Lindsey Harrelson is a proven outfielder. We are moving her over to left field because Krista can cover so much ground. Last year, Lindsey covered all that ground. Caitlin Stangl is our strongest arm in right field. In terms of just quick first steps and sheer speed, nothing should drop. Katie Colton has two years experience under her belt and gives us depth."

CATCHER

On the roster: Elizabeth Eisterhold (So.), Aurora Salter (RSo.), Caitlin Schultze (Fr.)

"A year of experience was huge for Elizabeth. Most people didn't run on her after the first time they saw her throw. She threw out some of the best in the country. Working with the pitchers, Liz came in as a freshman with a lot of confidence in that part of her game. That is one of her strengths and she has only gotten better with a year under her belt. She knows what to expect now. Liz has really taken on a leadership role. Coach Ryal and Coach Johnson have been working with her on her offensive game. She has taken a step forward.

"Caitlin Schultze really gives us an option, especially offensively. Having Schultze and Aurora Salter as options will help Liz stay fresh during the course of the season."

INFIELD

On the roster: Kelsey Cartwright (Fr.), Lauren Guzman (So.), Amber Harrison (So.), Alicia Hunolt (Jr.), Megan Mitchell (Jr.), Morgan Murphy (Jr.), Kelley Smiley (Jr.), Kyndall White (Jr.), Liana Wuchte (Fr.)

"The potential of the infield is unlimited. The strength up the middle is promising, from catcher, five pitchers, Kyndall at short and Guzman at second. Kyndall has great instincts. Lauren has tremendous range, mobility and quickness. I really feel good about our infield.

"On top of that, we have Megan Mitchell and Liana Wuchte. Megan is an experienced option who has shown opposite field power. Liana was solid off the bench for us this fall and came through at the plate every time we put her in.

"Kelley Smiley gives us another option, giving us flexibility to shift people around without losing a step at any position.

"The chemistry is as strong as I've seen, so I'm not as worried about bringing someone in this late (Smiley transferred to AU in January). I think with what Kelley brings to the table she can step in and fit right in with what we are doing and really strengthen what we've got going right now.

"First base is up for grabs. I love Alicia Hunolt's aggressive, hard-nosed play. I really believe she can hit for us. Amber Harrison is versatile and can play a few positions for us. She can play at first or we can move her to the outfield, but we have to keep her stick in the game."

PITCHING

On the roster: Angel Bunner (RSo.), Jenee Loree (So.), Holly Ragsdale (Sr.), Lauren Schmalz (RSo.), Anna Thompson (Sr.)

"We have five pitchers and the challenge we have as coaches is to figure out how to use them best.

"Last year, we were limited the third time around the line-up, now we have some options. Anna, Holly and Jenee had to give us five innings every time they went out there. This year, they don't have to worry about eating innings. They can go out, give their best and we know we've got someone who can come in for them.

"One of the challenges is making sure whoever comes out of the bullpen is



Elizabeth Eisterhold and Anna Thompson

ready for that situation. They've got to be mature and ready to go when they get the call. Coming out intense and focused is what we are looking for from them.

"Jenee experienced a lot of success last year. She's not resting on her success. I've seen her more on the field pitching than I've seen any of the other pitchers. She wants to get better. She knows what she's up against and knows she has to be better.

"Anna is working as hard as I've ever seen her work. She really wants this to be her best year. She has her mind in the right place and we certainly know what she is capable of doing every time she goes out there.

"Holly has really worked hard on her secondary pitches and she's made a lot of progress. She threw ball really well during the fall. She transferred in last year and going through this league really helped her and she knows what to expect now.

"Angel is very athletic. She looks as good as she's ever looked throwing. The amazing thing about Angel is that she can go a week without pitching and come back and be right back on her game. She has one of those "I don't give a rip" attitudes, that nothing is going to bother her.

"Schmalz has looked good. She's throwing all of her pitches effectively. She has worked her way back after missing last season too, and we are looking forward to having both her and Angel back out there."

SCHEDULE

"We start off with the 2009 and 2008 national champions, Washington and Arizona State. That's very exciting for our players. There's no time to mess around and that certainly was on everyone's mind this fall. That's certainly been one of the motivating forces for us this fall.

"It's going to be challenging going into the Kajikawa Classic to start the season and know we are going to face five excellent teams. But that's what an SEC team is supposed to do, we are supposed to play the best.

"In terms of our league, I think anything is possible. A lot of teams have new looks after graduating players. It's always a tough challenge playing in the Southeastern Conference.

"But, we've got a senior pitcher in Anna who has had a lot of success in her career and you want to give her an opportunity to see the best in the nation. We had Anna in mind, we had Kyndall in mind and this team in mind when we made this schedule. We wanted them to have this opportunity. We wanted them to play the best teams in the country and get that experience because we believe they are up to the challenge."

2010 Schedule

Date	Opponent	Site	Time (CT)
February			
11-14	@ Kajikawa Classic	Tempe, Ariz.	
11	Washington	Tempe, Ariz.	7 p.m.
12	Arizona State	Tempe, Ariz.	8 p.m.
13	Texas Tech	Tempe, Ariz.	12:30 p.m.
	Notre Dame	Tempe, Ariz.	5:30 p.m.
14	Texas A&M	Tempe, Ariz.	10 a.m.
17	@ Georgia State	Panthersville, Ga.	4 p.m.
19-21	Tiger Invitational	Auburn, Ala.	
19	Ohio	Auburn, Ala.	5:30 p.m.
20	Nebraska	Auburn, Ala.	12:30 p.m.
20	Central Michigan	Auburn, Ala.	3 p.m.
21	SIU - Edwardsville	Auburn, Ala.	2 p.m.
24	Jacksonville State	Auburn, Ala.	5 p.m.
26-28	@ NFCA Lead-off Classic	Columbus, Ga.	
26	Kent State	Columbus, Ga.	10 a.m.
	Illinois State	Columbus, Ga.	3 p.m.
27	Virginia Tech	Columbus, Ga.	10 a.m.
	Southern Illinois	Columbus, Ga.	3 p.m.
28	NC State	Columbus, Ga.	9 a.m.
March			
2	Michigan	Auburn, Ala.	6 p.m.
5-7	War Eagle Classic	Auburn, Ala.	
5	Louisiana Tech	Auburn, Ala.	12:30 p.m.
	Tennessee State	Auburn, Ala.	3 p.m.
6	Gardner Webb	Auburn, Ala.	10 a.m.
7	Valparaiso	Auburn, Ala.	2 p.m.
10	@ South Alabama	Mobile, Ala.	6 p.m.
13	*Kentucky (DH)	Auburn, Ala.	1 p.m.
14	*Kentucky	Auburn, Ala.	1 p.m.
17	*at Florida (DH)	Gainesville, Fla.	3 p.m.
18	at Florida State	Tallahassee, Fla.	2 p.m.
20	*at LSU (DH)	Baton Rouge, La.	1 p.m.
21	*at LSU	Baton Rouge, La.	1 p.m.
27	*at South Carolina (DH)	Columbia, S.C.	Noon
28	*at South Carolina	Columbia, S.C.	Noon
31	Troy University	Auburn, Ala.	6 p.m.
April			
2	*Alabama	Auburn, Ala.	6 p.m.
3	*Alabama (DH)	Auburn, Ala.	1 p.m.
7	Samford	Auburn, Ala.	6 p.m.
10	*Tennessee (DH)	Auburn, Ala.	1 p.m.
11	*Tennessee (SPSO + KY)	Auburn, Ala.	1 p.m.
13	at Mercer	Macon, Ga.	4 p.m.
17	*at Georgia (DH)	Athens, Ga.	Noon
18	*at Georgia	Athens, Ga.	Noon
21	*Mississippi State (DH)	Auburn, Ala.	4 p.m.
24	*at Ole Miss (DH) (ESPNU)	Oxford, Miss.	4 p.m.
25	*at Ole Miss (SPSO + KY)	Oxford, Miss.	1 p.m.
28	%vs. Middle Tennessee State	Huntsville, Ala.	6 p.m.
May			
8	*Arkansas (DH)	Auburn, Ala.	1 p.m.
9	*Arkansas (SPSO + KY)	Auburn, Ala.	1 p.m.
13-15	SEC Tournament	Fayetteville, Ark.	TBA
20-23	NCAA Regionals	TBA	TBA
28-30	NCAA Super Regionals	TBA	TBA
June			
3-9	College World Series	Oklahoma City, Okla.	TBA

ALL TIMES CENTRAL

BOLD - Home games

* - SEC Game

(DH) - Double-header

Schedule Subject to Change

% - Game played at Metro Kiwanis Sportsplex

SPSO + KY - Games televised live by Sports South; Also available in Kentucky

ESPNU - Televised live by ESPNU

Numerical Roster

No.	Name	Pos.	B-T	Ht.	Cl.-Exp.	Hometown (Previous School)
1	Kyndall White	IF	R-R	5-4	Jr.-2L	Pinson, Ala. (Clay-Chalkville HS)
2	Macie West	IF/OF	R-R	5-8	So.-TR	Huntsville, Ala. (Sparkman HS/Central Alabama CC)
3	Liana Wuchte	IF/OF	R-R	5-8	Fr.-HS	Evans, Ga. (Greenbrier)
4	Baylee Stephens	OF	R-R	5-10	Fr.-HS	Opelika, Ala. (Opelika HS)
5	Lauren Guzman	IF	R-R	5-3	So.-1L	Miami, Fla. (Palmetto HS)
7	Megan Mitchell	IF	R-R	5-1	Jr.-2L	Huntsville, Ala. (Madison Academy)
8	Jenee Loree	P	L-L	5-11	So.-1L	Jupiter, Fla. (William T. Dwyer HS)
9	Krista Clyde	OF	L-R	5-4	So.-1L	Hollywood, Fla. (Cypress Bay HS)
10	Amber Harrison	IF	L-L	5-8	So.-1L	Claremore, Okla. (Sequoyah HS)
11	Holly Ragsdale	P	R-R	5-4	Sr.-1L	Dadeville, Ala. (Central Alabama CC)
12	Lauren Schmalz	P	R-R	5-4	RSo.-1L	Pembroke Pines, Fla. (Everglades HS)
13	Caitlin Schultze	C	R-R	5-7	Fr.-HS	Queensbury, N.Y. (Queensbury HS)
14	Kelley Smiley	IF	S-R	5-9	Jr.-TR	Okeechobee, Fla. (Okeechobee HS/Indian River)
15	Angel Bunner	P	L-L	5-8	RSo.-1L	Fairless Hills, Pa. (Conwell-Egan HS)
16	Elizabeth Eisterhold	C	R-R	5-6	So.-1L	Owasso, Okla. (Owasso HS)
19	Janelle Green	OF	R-R	5-7	Fr.-HS	Auburn, Ala. (Auburn HS)
22	Morgan Murphy	IF	R-R	5-6	So.-1L	Germantown, Tenn. (St. Benedict at Auburndale HS)
24	Kelsey Cartwright	IF	R-R	5-6	Fr.-HS	Joelton, Tenn. (Goodpasture HS)
25	Alicia Hunolt	IF	R-R	5-11	Jr.-2L	Oro Valley, Ariz. (Ironwood Ridge HS)
33	Aurora Salter	C/IF	R-R	5-8	RSo.-1L	Springfield, Va. (Lee HS)
34	Caitlin Stangl	OF	L-R	5-7	Jr.-TR	Buffalo, N.Y. (Salpointe HS/Yavapai JC)
42	Anna Thompson	P	R-R	5-10	Sr.-3L	Huntsville, Ala. (Grissom HS)
44	Katie Colton	OF	L-L	5-4	Jr.-2L	Yucaipa, Calif. (Yucaipa HS)
99	Lindsey Harrelson	OF	R-R	5-8	Sr.-3L	Alexander City, Ala. (Central Alabama CC)

Head Coach: Tina Deese (Florida State, 1986)

Assistant Coach: Steve Johnson (Wartburg College, 1997)

Assistant Coach: Mark Ryal (East Central Oklahoma State University, 1997)

Athletic Trainer: Jordan Potts

Managers: Douglas Dutcher, Landry Bodie & Megan Brown

Alphabetical Roster

No.	Name	Pos.	B-T	Ht.	Cl.-Exp.	Hometown (Previous School)
15	Angel Bunner	P	L-L	5-8	RSo.-1L	Fairless Hills, Pa. (Conwell-Egan HS)
24	Kelsey Cartwright	IF	R-R	5-6	Fr.-HS	Joelton, Tenn. (Goodpasture HS)
9	Krista Clyde	OF	L-R	5-4	So.-1L	Hollywood, Fla. (Cypress Bay HS)
44	Katie Colton	OF	L-L	5-4	Jr.-2L	Yucaipa, Calif. (Yucaipa HS)
16	Elizabeth Eisterhold	C	R-R	5-6	So.-1L	Owasso, Okla. (Owasso HS)
19	Janelle Green	OF	R-R	5-7	Fr.-HS	Auburn, Ala. (Auburn HS)
5	Lauren Guzman	IF	R-R	5-3	So.-1L	Miami, Fla. (Palmetto HS)
99	Lindsey Harrelson	OF	R-R	5-8	Sr.-3L	Alexander City, Ala. (Central Alabama CC)
10	Amber Harrison	IF	L-L	5-8	So.-1L	Claremore, Okla. (Sequoyah HS)
25	Alicia Hunolt	IF	R-R	5-11	Jr.-2L	Oro Valley, Ariz. (Ironwood Ridge HS)
8	Jenee Loree	P	L-L	5-11	So.-1L	Jupiter, Fla. (William T. Dwyer HS)
7	Megan Mitchell	IF	R-R	5-1	Jr.-2L	Huntsville, Ala. (Madison Academy)
22	Morgan Murphy	IF	R-R	5-6	So.-1L	Germantown, Tenn. (St. Benedict at Auburndale HS)
11	Holly Ragsdale	P	R-R	5-4	Sr.-1L	Dadeville, Ala. (Central Alabama CC)
33	Aurora Salter	C/IF	R-R	5-8	RSo.-1L	Springfield, Va. (Lee HS)
12	Lauren Schmalz	P	R-R	5-4	RSo.-1L	Pembroke Pines, Fla. (Everglades HS)
13	Caitlin Schultze	C	R-R	5-7	Fr.-HS	Queensbury, N.Y. (Queensbury HS)
14	Kelley Smiley	IF	S-R	5-9	Jr.-TR	Okeechobee, Fla. (Okeechobee HS/Indian River)
34	Caitlin Stangl	OF	L-R	5-7	Jr.-TR	Buffalo, N.Y. (Salpointe HS/Yavapai JC)
4	Baylee Stephens	OF	R-R	5-10	Fr.-HS	Opelika, Ala. (Opelika HS)
42	Anna Thompson	P	R-R	5-10	Sr.-3L	Huntsville, Ala. (Grissom HS)
2	Macie West	IF/OF	R-R	5-8	So.-TR	Huntsville, Ala. (Sparkman HS/Central Alabama CC)
1	Kyndall White	IF	R-R	5-4	Jr.-2L	Pinson, Ala. (Clay-Chalkville HS)
3	Liana Wuchte	IF/OF	R-R	5-8	Fr.-HS	Evans, Ga. (Greenbrier)

Pronunciation Guide

15	Angel BUNNER	BUN-ner
16	Elizabeth EISTERHOLD	ICE-tur-hold
5	Lauren GUZMAN	GOOZE-mon
25	Alicia HUNOLT	HUN-olt

8	Jenee LOREE	lor-EE
12	Lauren SCHMALZ	Sh-MALL-Z
14	Caitlin STANGL	STAIN-GL
3	Liana WUCHTE	WOO-k-tee



Lindsey Harrelson 99

Senior • 5'8" • 3L
 Bats: Right • Throws: Right
 Alexander City, Ala. (Benjamin Russell/Central Alabama)
 Graduate

2009 ... SEC Academic Honor Roll ... Appeared in 49 games with 37 starts ... Hit four home runs, with all four coming as leadoff shots ... Two of the home runs tied the game and one gave Auburn the lead ... Had one game-winning RBI (South Carolina-2) ... Hit first home run of season in game three victory over Ole Miss ... The HR was her first since March 2, 2007, vs. South Florida ... Tied career high with three RBI in game two vs. South Carolina ... Drove in two runs with bases loaded single and forced in third run via a bases-loaded walk vs. Gamecocks ... Hit solo home run against No. 1 Florida in game two of series ... Hit leadoff double in top of seventh inning of game three vs. Arkansas that led to comeback win for Tigers ... Drove in one run in four straight games from 4/10-4/14 (three games vs. No. 12 Tennessee and one game vs. South Alabama) ... Set career high with three hits (3-for-4) in game two vs. No. 6 Alabama.

2008 ... Received medical redshirt after suffering shoulder injury and missing 47 games ... Started at 1B against Evansville and Gardner-Webb ... Tripled vs. Birmingham Southern ... Started every game at NFCA Classic, playing 1B and 2B.

2007 ... Started at second and short ... Started all 56 games ... Hit .219 with one double, two home runs and eight RBI ... In the final game of the series, went 2-for-2 and tied an AU single-game record with three stolen bases ... Led Auburn with a .455 batting average (5-for-11) with a home run and three RBI in five games at the USF Louisville Slugger Tournament ... Home run was a three-run shot against South Florida ... Started first game of the season at short and went 2-for-3 with her first career home run against Georgia State.

Central Alabama ... Led Central Alabama to the 2006 ACCC Championship in 2006 ... Named to the All-Central League First-Team and was named to the conference's All-Tournament Team.

High School ... Attended Benjamin Russell High School ... High school coach was Pam Robinson ... Also earned letters in basketball and volleyball ... Was a member of the first girls basketball team from Benjamin Russell to go to the state tournament.

Personal ... Born Nov. 30, 1986, to Lynn and Claudette Harrelson ... Has two brothers: Clay, 23, and Clint, 23 ... Earned undergraduate degree in Health Promotion in spring 2009 ... Masters Program: Exercise Science.

Harrelson's Career Batting Statistics

Year	Avg.	G-GS	AB	R	H	2B	3B	HR	RBI	BB	SO	SB-ATT
2007	.219	56-56	114	13	25	1	0	2	8	20	45	7-9
2008	.095	13-9	21	1	2	0	1	0	0	2	6	1-1
2009	.187	49-37	107	14	20	2	0	4	12	15	26	9-9
Totals	.194	118-102	242	28	47	3	1	6	20	37	77	17-19

Harrelson's Career Batting Game Highs

Runs: 2, 4x (last vs. Alabama, gm. 2 [4/25/09])
Hits: 3 vs. Alabama, gm. 2 [4/25/09]
RBI: 3, 2x (last vs. South Carolina, gm. 2 [3/29/09])
Stolen Bases: 3 vs. Ole Miss (3/18/07)
Multi-Hit Games: 18





Holly Ragsdale



Senior • 5'4" • 1L
 Bats: Right • Throws: Right
 Dadeville, Ala. (Dadeville/Central Alabama)
 Accounting

2009 ... SEC Academic Honor Roll ... Appeared in 11 games with four starts ... Posted 3-2 record with one shutout ... Made first appearance vs. No. 18 North Carolina, allowing four runs, all earned, on four hits in one-third of an inning ... Rebounded from UNC outing and allowed just two earned runs over 15.2 innings of work in three appearances vs. Mercer and Ole Miss (games one and three) ... In game one vs. Ole Miss, entered game in top of seventh inning with bases loaded and no outs and threw the next 7.0 innings to earn the win as Auburn won 9-8 in 13 innings ... Allowed three runs, one earned, on seven hits in game one win vs. Rebels ... Made first start in game three vs. Ole Miss and earned win after giving up one earned run on five hits in 4.0 innings ... Took first loss of season in game two vs. Kentucky, allowing eight runs, seven earned, on 10 hits ... Rebounded to throw complete-game shutout of Alabama State ... Fanned six and scattered six hits vs. ASU ... Threw 3.0 innings in relief of game two vs. South Carolina ... Allowed three runs, none earned, on three hits with one walk and no strikeouts vs. Gamecocks ... Tossed 3.2 innings of scoreless ball against No. 12 Tennessee in game one of the series ... Allowed just two hits and did not issue a walk vs. Lady Vols.

Central Alabama ... Played for coach Greg Shivers ... Named NJCAA All-Region First-Team and All-Central League Player of the Year in 2008 ... Set CACC record with 53 career wins, 0.59 ERA and 547 strikeouts.

High School ... Played for coach Richard White at Dadeville High School ... Lettered four years in softball ... Named class 3A Player of the Year in 2006 and the OA News Player of the Year in 2005 and 2006.

Personal ... Born April 18, 1988 to Keith and Jeanna Ragsdale ... Has one sister, Hope, 20 ... Uncle, Kent Agler, played Major League Baseball for the Kansas City Royals ... Major: Accounting.

Ragsdale's Career Pitching Statistics

Year	ERA	W-L	G/GS	CG	ShO/C	SV	IP	H	R	ER	BB	SO
2009	4.39	3-2	11/4	3	1/0	0	44.2	63	38	28	10	17

Ragsdale's Career Pitching Game Highs

Innings Pitched: 7.0 , 3x (last vs. No. 6 Georgia, gm. 2 [4/18/09])
Most Runs Allowed: 10 vs. No. 6 Georgia, gm. 2 (4/18/09)
Most Earned Runs Allowed: 8 vs. No. 6 Georgia, gm. 2 (4/18/09)
Most Hits Allowed: 16, vs. No. 6 Georgia, gm. 2 (4/18/09)
Most Walks Allowed: 3 vs. Ole Miss, gm. 3 (3/8/09)
Strikeouts: 6 vs. Alabama State (3/18/09)





Anna Thompson 42

Senior • 5'10" • 3L
 Bats: Right • Throws: Right
 Huntsville, Ala. (Grissom)
 Finance & Accounting

CAREER ... Auburn career leader and ninth in SEC history in strikeouts with 796 ... In AU history, ranks first in batting average against (.179), fourth in wins (42), third in appearances (111), third in complete games (43), third in innings pitched (545.2), fourth in shutouts (12) and first in strikeouts per 7 IP (10.2) ... Holds AU record for most strikeouts in a game, 18 vs. Middle Tennessee (2/20/09), which is also tied for fourth-most in a seven-inning game in NCAA history.

2009 ... SEC Academic Honor Roll ... ESPN The Magazine CoSIDA Academic All-District Second Team ... Appeared in 39 games with 28 starts ... Posted 15-17 record with 2.28 ERA, 269 strikeouts and a .181 opponent batting average ... Finished 15th in NCAA in Strikeouts per 7 IP with 9.4 per and 24th in Strikeouts ... Had 10 double-digit strikeout performances ... Ranked among SEC top 10 in ERA (6th), Opponent's Batting Average (3rd), Strikeouts (2nd), Strikeouts Looking (4th), Innings Pitched (7th) ... Named SEC Pitcher of the Week (Feb. 25) after posting a 3-0 record without allowing a run and just five hits in wins vs. Troy, Winthrop and Middle Tennessee ... In those games, threw 19.2 innings, struck out 44 and set the Auburn single-game strikeout record with 18 vs. Middle Tennessee ... Against Middle Tennessee, the first 14 outs of the game were strikeouts and only three outs for the game were non-strikeouts (two infield pop ups and one foul out to first).

2008 ... Named Second Team All-SEC ... ESPN The Magazine Academic All-District Second Team ... SEC Academic Honor Roll... Finished ninth in SEC in ERA (1.93), sixth in opponent's batting average (.187), 10th in innings pitched (159.1), tied for first in saves (5), third in strikeouts (236) and fifth in strikeouts looking (54).

2007 ... SEC All-Freshman Team ... SEC Freshman of the Week April 30 after going 3-0 against South Carolina ... SEC Freshman of the Week Feb. 19 after going 2-0 at the Tiger Invitational ... Went 15-15 with a 1.72 ERA in 187 innings ... Finished the SEC regular season second with 291 strikeouts.

High School ... High school coach was Alicia DeRosier ... Holds the state of Alabama and national record with 2,322 strikeouts ... Set state record for strikeouts in a season with 657 in 2006, breaking a record she had previously held ... Gatorade Player of the Year for Alabama in 2005 and 2006.

Personal ... Born Oct. 11, 1987, to Gary and Anne Thompson ... Has one sister, Caroline, 19 ... Major: Finance and Accounting.

Thompson's Career Pitching Statistics

Year	ERA	W-L	G/GS	CG	ShO/C	SV	IP	H	R	ER	BB	SO
2007	1.72	15-15	40/23	14	5/3	3	187.0	111	64	46	72	291
2008	1.93	12-12	32/22	13	5/4	5	159.1	110	55	44	41	236
2009	2.28	15-17	39/28	16	2/4	1	199.1	131	77	65	72	269
Totals	1.99	42-44	111/73	43	12/11	9	545.2	352	196	155	185	796

Thompson's Career Pitching Game Highs

Innings Pitched: 10.1 vs. No. 12 Tennessee, gm. 2 (4/11/09)
Most Runs Allowed: 12 vs. No. 6 Georgia, gm. 3 (4/19/09)
Most Earned Runs Allowed: 11 vs. No. 6 Georgia, gm. 3 (4/19/09)
Most Hits Allowed: 12 vs. No. 6 Georgia, gm. 3 (4/19/09)
Most Walks Allowed: 10 vs. No. 6 Alabama, gm. 2 (4/25/09)
Strikeouts: 18 vs. Middle Tennessee (2/20/09)





Katie Colton



Junior • 5'4" • 2L
 Bats: Left • Throws: Left
 Yucaipa, Calif. (Yucaipa)
 Marketing



Colton's Career Batting Statistics

Year	Avg.	G-GS	AB	R	H	2B	3B	HR	RBI	BB	SO	SB-ATT
2008	.200	30-15	45	6	9	0	1	0	7	10	20	2-4
2009	.227	34-22	66	13	15	4	0	0	6	7	25	8-9
Totals	.216	64-37	111	19	24	4	1	0	13	17	45	10-13

Colton's Career Batting Game Highs

Runs: 2, 2x (last vs. Austin Peay [2/21/09])
Hits: 2, 3x (last vs. Austin Peay [2/21/09])
RBI: 2, 2x (last vs. Missouri-Kansas City [2/13/09])
Stolen Bases: 1, 10x, (last vs. Iowa [5/15/09])
Multi-Hit Games: 5

2009 ... SEC Academic Honor Roll ... Appeared in 34 games with 22 starts ... Hit .227 with six RBI and 13 runs scored ... Went 8-of-9 on stolen base at tempts ... Doubled and drove in two runs against Georgia State ... Had a pair of doubles with two RBI and two runs scored in 5-0 win vs. Austin Peay ... Hit .364 in three-game series vs. Ole Miss ... Pinch-ran and scored a run in game one vs. South Carolina ... Pinch-ran, stole a base and scored in game two vs. Arkansas.

2008 ... Appeared in 29 games with 15 starts ... Went 2-for-3 with an RBI during Tiger Invitational ... Started in LF and went 1-for-2 with an RBI vs. Furman ... Had two hits, including a triple, scored and drove in a run vs. George Mason ... Singled home a run and scored vs. Birmingham Southern ... Had pinch-hit RBI single vs. Jacksonville State.

High School ... High school coach was Dave Kivett ... Lettered in softball and soccer ... Named Scholar Athlete with a 4.0 GPA throughout career, 2004-07 ... As a senior, finished eighth in league with .434 batting average and .506 on-base percentage.

Personal ... Born Oct. 20, 1988, to Terri and Chuck Colton ... Has two brothers, Chris, 22, and Kyle, 17 ... Father, Chuck, played baseball for Cal State-Los Angeles ... Major: Marketing.



Alicia Hunolt



Junior • 5'11" • 2L
 Bats: Right • Throws: Right
 Tucson, Ariz. (Ironwood Ridge)
 Environmental Science



Hunolt's Career Batting Statistics

Year	Avg.	G-GS	AB	R	H	2B	3B	HR	RBI	BB	SO	SB-ATT
2007	.000	10-0	9	1	0	0	0	0	0	1	2	0-0
2008	.236	32-18	55	3	13	3	0	0	9	3	12	0-0
Totals	.203	42-18	64	4	13	3	0	0	9	4	14	0-0

Hunolt's Career Batting Game Highs

Runs: 1, 4x (last vs. Kentucky, gm. 1 [5/3/08])
Hits: 2 vs. Louisiana Tech, gm. 1 [5/16/08]
RBI: 2, 2x (last vs. Furman [2/17/08])
Multi-Hit Games: 2

2009 ... Did not play.

2008 ... Appeared in 32 games with 18 starts ... Hit .236 with nine RBI ... Went 3-for-9 (.333) with a double in NCAA Regional ... Hit .429 (3-for-7) in Tiger Invitational ... Drove in six runs in seven at-bats during tournament ... Went 1-for-2 with two RBI and run vs. McNeese State ... Drove in a run with a sac fly vs. Gardner-Webb and Marshall ... Doubled home a run and scored vs. Furman ... Started game three vs. Florida and singled home a run in the first inning.

2007 ... Had nine official at-bats and a walk ... Played first collegiate game against Tulsa, earning a walk in only at-bat ... Scored a run in second game vs. Alabama A&M.

High School ... High school coach was Randy Anway ... As a catcher, was named First-Team All-Southern Arizona in 2005, earning the same award as a designated player in 2005 ... Earned honorable mention honors in both 2003 and 2004 ... Also lettered in swimming and took sixth place in the 500 Freestyle.

Personal ... Born Aug. 6, 1987, to Kirby and Elaine Hunolt ... Has two brothers: Jonathan, 24, and Benjamin, 21, and one sister, Ana, 18 ... Major: Environmental Science.



Megan ⁷ Mitchell

Junior • 5'1" • 2L
 Bats: Right • Throws: Right
 Huntsville, Ala. (Madison Academy)
 Human Development & Family Studies



Mitchell's Career Batting Statistics

Year	Avg.	G-GS	AB	R	H	2B	3B	HR	RBI	BB	SO	SB-ATT
2008	.067	43-10	30	11	2	0	0	0	1	2	13	3-3
2009	.111	39-12	36	14	4	1	0	0	0	5	9	3-4
Totals	.091	82-22	66	25	6	1	0	0	1	7	22	6-7

Mitchell's Career Batting Game Highs

Runs: 2, 2x (last vs. Mercer, gm. 1 [3/3/09])
Hits: 1, 6x, (last vs. Ole Miss, gm. 3 [3/8/09])
RBI: 1, vs. Jacksonville State (4/2/08)
Stolen Bases: 1, 6x (last vs. Ole Miss, gm. 3 [3/8/09])

2009 ... Appeared in 39 games with 12 starts ... Started in RF, LF and 3B and scored 14 runs ... Started at 3B, walked twice and scored two runs in win over No. 18 North Carolina ... Doubled, walked and scored twice in game one vs. Mercer ... Singled, stole a base and scored in game three win vs. Ole Miss ... Scored a run as a pinch-runner in game two vs. South Carolina ... Scored as pinch-runner vs. No. 12 Tennessee, No. 6 Georgia and Mississippi State ... Pinch-ran vs. Iowa and Georgia Tech in the NCAA Atlanta Regional.

2008 ... Appeared in 43 games with 10 starts ... Started both games at second base vs. Alabama A&M ... Singled and scored in game two vs. A&M ... Had stolen base vs. Charlotte ... Started at 2B in games two and three vs. No. 9 Tennessee ... Drove in a run and scored vs. Jacksonville State ... Scored as pinch-runner in game two vs. Georgia State.

High School... High school coach was Brandi Hall ... Lettered in softball, volleyball and basketball ... Named to Huntsville Times Super All-Metro Team as a senior ... As a senior, hit .365 with 14 home runs ... Helped lead Madison Academy to state championship in volleyball in 2004.

Personal ... Born Jan. 17, 1989, to Terry and Randy Mitchell ... Major: Human Development & Family Studies.



Kelley ¹⁴ Smiley

Junior • 5'9" • TR
 Bats: Switch • Throws: Right
 Okeechobee, Fla. (Okeechobee/Indian River)
 Education

Indian River ... Named Southern Conference Player of the Year in 2009 ... Also earned first-team all-conference honors in 2008 and 2009.

High School ... Played for coach Kim Hargraves ... Lettered in softball (four years) and volleyball (four years) ... Earned all-conference honors in 2006-07 and all-state honors in 2007.

Personal ... Born Jan. 9, 1989, to Missy and Tommy Smiley ... Has one brother, Robby, 24, and one sister, Nancy, 25 ... Won ASA Gold Nationals championship in 2008 with Gold Coast Hurricanes ... Major: Education.

Smiley's Career Batting Statistics at Indian River JC

Year	Avg.	G-GS	AB	R	H	2B	3B	HR	RBI	BB	SO	SB-ATT
2008	.385	64-64	179	49	69	9	4	4	38	-	-	37-39
2009	.425	51-51	179	51	76	12	8	1	26	7	-	35-43
Totals	.405	115-115	358	100	145	21	12	5	64	-	-	72-82



Caitlin **34** Stangl

Junior • 5'7" • TR
Bats: Left • Throws: Right
Buffalo, N.Y. (Salpointe/Yavapai JC)
History

Yavapai ... Appeared in 67 games ... Hit .510 (122-for-239) with 43 RBI, 13 doubles, 78 runs and a .534 on-base percentage ... Also was 58-of-59 in stolen base attempts ... Helped lead Yavapai to 60-8 record and the 2009 national championship ... 2008 and 2009 First-Team Junior College All-America selection ... In two years, hit .497 (233-for-469) with 161 runs in 131 games and was 129-for-134 in stolen base attempts.

High School... Played for coach Ted Farhat ... Lettered in softball (three seasons).

Personal ... Born March 13, 1989, to Penny and Alfred Stangl ... Has one brother, Derek, 25.



Stangl's Career Batting Statistics at Yavapai JC

Year	Avg.	G-GS	AB	R	H	2B	3B	HR	RBI	BB	SO	SB-ATT
2008	.483	64-64	230	83	111	9	4	1	32	-	-	71-75
2009	.510	67-67	239	78	122	13	1	0	43	10	-	58-59
Totals	.497	131-131	469	161	233	22	5	1	75	--	--	129-134



Kyndall **1** White

Junior • 5'4" • 2L
Bats: Right • Throws: Right
Pinson, Ala. (Clay-Chalkville)
Criminology

CAREER ... Owns longest consecutive starts streak on team at 119 games.

2009 ... Hit .275 with 11 doubles, five home runs, 19 RBI and 26 runs scored ... Had three game-winning RBI (Jacksonville St., No. 11 Cal, Tennessee St.) ... Tied career-high with three RBI in win over Jacksonville State ... Tied AU record with three doubles in one game vs. Western Kentucky ... Went 2-for-3 with two RBI in win vs. No. 11 Cal ... Hit gametying home run vs. Ole Miss in game one in bottom of seventh inning ... Had two RBI singles in game two vs. South Carolina ... Hit solo home run in game one vs. No. 6 Georgia ... Added another solo shot in game two win vs. Mississippi State.

2008 ... Started every game at SS ... Hit walk-off home run to win game two vs. No. 15 Mississippi State ... Home run was first of career ... Drove in game-winning (sac fly) run in bottom of eighth in game three vs. No. 9 Tennessee ... Hit .429 (3-for-7) in Alabama series ... Drew a bases loaded walk in seventh inning of game one vs. Tide to force tying run home.

High School ... High school coach was C. J. Hawkins ... Lettered four years in softball, also played volleyball and basketball as a freshman ... Named all-state all four years and super all-state as a senior.

Personal ... Born Nov. 13, 1988, to Rhonda and Scott White ... Has one brother, Christian, 15, and one sister, Karlynn, 12 ... Major: Criminology.



White's Career Batting Statistics

Year	Avg.	G-GS	AB	R	H	2B	3B	HR	RBI	BB	SO	SB-ATT
2008	.224	60-60	161	25	36	7	2	3	20	21	25	5-7
2009	.275	59-59	200	26	55	11	1	5	19	17	23	9-12
Totals	.252	119-119	361	51	91	18	3	8	39	38	48	14-19

White's Career Batting Game Highs

Runs: 4 vs. Ole Miss, gm. 1 (3/7/09)
Hits: 3, 2x (last vs. Ole Miss, gm. 1 [3/7/09])
RBI: 3, 3x (last vs. Jacksonville State [2/10/09])
Stolen Bases: 2 vs. Ole Miss, gm. 2 (3/7/09)
Multi Hit Games: 21



Angel ¹⁵ Bunner

Sophomore • 5'8" • 1L
Bats: Left • Throws: Left
Fairless Hills, Pa. (Conwell-Egan)
Psychology

2009 ... Did not pitch due to injury ... Received redshirt.

2008 ... Posted a 7-1 record with a 2.51 ERA in 84.0 IP as a freshman ... Finished second in SEC in relief appearances (24) and tied for first in fewest walks (17) ... In first collegiate start, threw complete-game shutout vs. Furman ... Allowed two hits with three strikeouts and no walks vs. Paladin ... Pitched 3.0 innings in relief to earn win vs. South Alabama ... Did not allow a hit and fanned five vs. Jaguars ... Earned first save after going 4.0 innings without allowing a run game one vs. Alabama A&M ... Struck out a career-best 12 in a complete-game shutout win vs. Bowling Green ... Started and earned win in game two vs. Ole Miss ... Had RBI double in pinch-hit at-bat vs. Jacksonville State ... RBI ended game on eight-run rule in sixth inning ... Picked up second save after 3.0 IP in game two vs. Georgia State ... Pitched two-thirds of an inning in relief and earned the win in game three vs. UK ... Pitched 4.0 innings in NCAA Regional, allowing one hit and striking out two.

High School ... High school coach Sandy Hart ... Lettered four years in softball and three years in field hockey ... Set Conwell-Egan records for wins (70), strikeouts (818) and shutouts (38).

Personal ... Born Nov. 2, 1989, to Debbie and George Bunner ... Has one brother, Rudy, 27, and one sister, Amie, 28 ... Major: Psychology.



Bunner's Career Pitching Statistics

Year	ERA	W-L	G/GS	CG	ShO/C	SV	IP	H	R	ER	BB	SO
2008	2.50	7-1	27/4	2	1/4	2	84.0	72	39	30	17	67

Bunner's Career Pitching Game Highs

Innings Pitched: 7.0, 2x (last vs. Bowling Green [3/7/08])
Most Runs Allowed: 6, vs. No. 10 LSU gm. 1 [3/21/08]
Most Earned Runs Allowed: 6, vs. No. 10 LSU gm. 1 [3/21/08]
Most Hits Allowed: 7, 3x (last vs. No. 2 Alabama gm. 1 [4/12/08])
Most Walks Allowed: 3, 2x (last vs. No. 10 LSU gm. 1 [3/21/08])
Strikeouts: 12, vs. Bowling Green [3/7/08]



Krista ⁹ Clyde

Sophomore • 5'4" • 1L
Bats: Left • Throws: Right
Hollywood, Fla. (Cypress Bay)
Communications

2009 ... Did not play.

2008 ... Appeared in 46 games with 31 starts ... Hit .107 with nine runs and eight RBI ... Started four games in CF during Tiger Invitational ... Went 1-for-3 with three-run home run vs. Marshall ... Singled and drove in a run vs. Central Florida ... Went 1-for-2 vs. Michigan ... Hit first career home run in 5-4 win vs. Mississippi State in game two ... Sac fly drove in game-winning run in 11th inning in game three vs. Ole Miss ... Drove home a run in game two vs. Arkansas ... Scored game-winning run on sac fly in bottom of eighth in game three vs. No. 9 Tennessee ... Tripled home a run and scored in game one vs. No. 21 Georgia.

High School ... High school coach was Lonnie Shapiro ... Lettered four years in softball and also competed in track and volleyball ... Named First Team Herald-Sun Sentinel and first team all-state ... Missed junior year due to injury ... Returned for senior season and hit .450.

Personal ... Born July 21, 1989, to Tammy and George Clyde ... Has one brother, Trey, 22 ... Grandfather played football for the University of Miami ... Major: Communications.



Clyde's Career Batting Statistics

Year	Avg.	G-GS	AB	R	H	2B	3B	HR	RBI	BB	SO	SB-ATT
2008	.107	46-31	84	9	9	0	1	2	8	2	23	4-4

Clyde's Career Batting Game Highs

Runs: 1, 9x, (last vs. Georgia gm. 1 [4/16/08])
Hits: 1, 9x, (last vs. Georgia gm. 1 [4/16/08])
RBI: 3, vs. Marshall [2/16/08]
Stolen Bases: 1, 4x, (last vs. No. 2 Alabama, gm. 3 [4/13/08])



Elizabeth 16 Eisterhold

Sophomore • 5'6" • 1L
 Bats: Right • Throws: Right
 Owasso, Okla. (Owasso)
 Business



Eisterhold's Career Batting Statistics

Year	Avg.	G-GS	AB	R	H	2B	3B	HR	RBI	BB	SO	SB-ATT
2009	.226	59-59	168	14	38	7	0	7	23	24	45	0-1

Eisterhold's Career Batting Game Highs

Runs: 2, 2x (last vs. No. 6 Georgia, gm. 2 [4/19/09])
Hits: 2, 12x (last vs. Mississippi State, gm. 2 [4/22/09])
RBI: 3, 3x (last vs. No. 6 Georgia, gm. 2 [4/19/09])
Multi Hit Games: 12

2009 ... Started all 59 games with 53 starts at C ... Hit .226 with 23 RBI ... Tied for team lead with seven home runs ... Led Southeastern Conference in base runners thrown out with 22 ... Had a team-best five game-winning RBI (Jacksonville, WKU, Winthrop, ARK-1, LSU-2) ... Hit three-run, walk-off home run in bottom of eighth inning to defeat Western Kentucky 5-3 ... Home run vs. WKU was first of season ... Hit go-ahead, solo home run in bottom of sixth inning vs. Purdue ... Went 2-for-3 with a double and RBI vs. No. 18 North Carolina ... Drove in game-tying run in bottom of ninth in game one win vs. Ole Miss ... Went 2-for-3 with game-winning RBI single in top of eighth inning in game one win vs. Arkansas ... Hit a pair of home runs, one solo and one two-run shot, in game three vs. No. 6 Georgia ... The two-home run game was first by an Auburn player since Holly Currie in 2006, a span of 218 games and 92 home runs ... Hit two-run home run to spark Tigers to a 6-1 win in game two vs. No. 20 LSU.

High School ... Played for coach Shane Eicher at Owasso High School ... Lettered three years in softball and one year in basketball ... Earned all-state and all-conference honors in 2007 and 2008.

Personal ... Born April 11, 1990, to Larry and Denise Eisterhold ... Has one brother, Christopher, 14, and one sister, Rachel, 21 ... Played travel ball for Tulsa Eagles Gold ... Major: Business.



Lauren 5 Guzman

Sophomore • 5'3" • 1L
 Bats: Right • Throws: Right
 Miami, Fla. (Palmetto)
 Business



Guzman's Career Batting Statistics

Year	Avg.	G-GS	AB	R	H	2B	3B	HR	RBI	BB	SO	SB-ATT
2009	.222	59-59	153	18	34	7	0	0	16	12	20	5-6

Guzman's Career Batting Game Highs

Runs: 2, 3x (last vs. No. 20 LSU, gm. 2 [5/2/09])
Hits: 3 vs. Missouri-Kansas City (2/13/09)
RBI: 3, 2x (last vs. Ole Miss, gm. 3 [3/8/09])
Stolen Bases: 2 vs. Alabama State (3/18/09)
Multi Hit Games: 7

2009 ... Started all 59 games with 26 starts at 2B and 32 at SS ... Led team with 13 sac bunts ... Had three game-winning RBI (Middle Tennessee, Austin Peay, Ole Miss-3) ... Had season-high three hits, including two doubles, in win vs. UMKC ... Went 2-for-3 with a pair of RBI in win vs. Middle Tennessee ... Doubled home a run and scored in win vs. Fullerton ... Had season-high three RBI in game three win vs. Ole Miss ... Hit .300 (3-for-10) in South Carolina series ... Went 2-for-4 with two runs scored in game two vs. Gamecocks ... Had a pair of singles in game one vs. No. 12 Tennessee ... Set personal best with three RBI in game two win vs. Mississippi State ... Singled and scored twice in game two win vs. No. 20 LSU.

High School ... Played for coach Steve Batten at Miami Palmetto High School ... Lettered four years in softball and two years in volleyball ... Helped lead team to 2008 state championship and regional championships in 2005-08 ... Named all-county from 2005-08 and all-state 2006-08.

Personal ... Born April 10, 1990, to Ana and Dagosbert Guzman ... Has two brothers, Chris, 21, and Justin, 16 ... Major: Business.



Amber 10 Harrison

Sophomore • 5'8" • 1L
 Bats: Left • Throws: Left
 Claremore, Okla. (Sequoyah)
 Industrial Engineering



Harrison's Career Batting Statistics

Year	Avg.	G-GS	AB	R	H	2B	3B	HR	RBI	BB	SO	SB-ATT
2009	.225	50-48	129	15	29	1	1	3	14	17	30	10-11

Harrison's Career Batting Game Highs

Runs: 2 vs. South Carolina, gm. 1 [3/29/09]
Hits: 2, 7x (last vs. Mississippi State, gm. 2 [4/22/09])
RBI: 2, 3x (last vs. South Carolina, gm. 1 [3/29/09])
Stolen Bases: 2, 2x (last vs. Arkansas, gm. 2 [4/4/09])
Multi Hit Games: 7

2009 ... SEC Freshman Academic Honor Roll ... Appeared in 50 games and started 48 ... Hit .225 and tied for team lead in stolen bases, going 10-for-11 ... Led team with 12 RBI in SEC games ... Had three game-winning RBI (Georgia State, South Carolina-1, Miss. St.-2) ... Singled home a run in win vs. FIU ... Doubled and scored in win vs. No. 11 Cal ... Went 2-for-2 with a walk and run scored vs. Fullerton ... Hit first home run in game two victory over Ole Miss ... Hit .444 (4-for-9) in South Carolina series with four RBI, three runs and was 3-for-3 in steal attempts ... Singled, scored and stole two bases in game two vs. Arkansas ... Singled home a run and scored in game one vs. No. 12 Tennessee ... Went 2-for-4 with game-winning RBI in game two vs. Mississippi State.

High School ... Played for coach Krystal Markwardt at Claremore Sequoyah High School ... Lettered four years in softball and two years in basketball ... Named conference offensive player of the year and all-conference in 2006 ... Helped lead team to district titles in 2007-08 and a regional title in 2008.

Personal ... Born June 28, 1990, to Mike and Brenda Harrison ... Has two brothers, Brittan, 24, and Jeff, 13, and two sisters, Amanda, 21, and Amy, 16 ... Father, Mike, played baseball at Oklahoma Baptist University ... Played travel ball for Tulsa Eagles Gold ... Major: Industrial Engineering.



Jenee 8 Loree

Sophomore • 5'11" • 1L
 Bats: Left • Throws: Left
 Jupiter, Fla. (William T. Dwyer)
 Marketing



Loree's Career Pitching Statistics

Year	ERA	W-L	G/GS	CG	ShO/C	SV	IP	H	R	ER	BB	SO
2009	2.49	12-10	38/27	13	3	1	174.0	143	86	62	66	170

Loree's Career Pitching Game Highs

Innings Pitched: 7.0, 8x (last vs. No. 20 LSU, gm. 1 [5/2/09])
Most Runs Allowed: 8 vs. Kentucky, gm. 3 [3/16/09]
Most Earned Runs Allowed: 7 vs. No. 1 Florida, gm. 2 [4/1/09]
Most Hits Allowed: 8 vs. No. 1 Florida, gm. 2 [4/1/09]
Most Walks Allowed: 4, 4x (last vs. No. 12 Tennessee, gm. 2 [4/11/09])
Strikeouts: 8, 4x (last vs. Arkansas, gm. 2 [4/4/09])

2009 ... SEC Freshman Academic Honor Roll ... Appeared in 38 games with 27 starts ... Posted 12-10 record with a 2.49 ERA and 170 strikeouts ... Named SEC Freshman of the Week (Feb. 9) ... Ranked among top 10 in SEC in ERA (10th), Opponent's Batting Average (9th), Innings Pitched (10th), Strikeouts (7th), Strikeouts Looking (9th) ... In first collegiate start, threw seven-inning no-hitter vs. Texas A&M-Corpus Christi ... Did not allow a run to score in the first 22.2 innings pitched this season ... Started and earned win vs. No. 18 North Carolina after throwing 6.0 scoreless innings ... Fanned six and walked one vs. UNC ... Threw second no-hitter of season in win vs. Austin Peay, striking out seven and walking two ... Became the first AU pitcher since Holly Currie in 2006 to throw more than one no-hitter in the same season ... Notched first SEC win after going 7.0 IP in game two vs. Ole Miss ... Tossed complete game to earn win in game two vs. Mississippi State ... Threw 3.1 scoreless innings of relief, striking out five, vs. Georgia Tech in NCAA Atlanta Regional.

High School ... Played for coach Joe Dellarocca at W.T. Dwyer High School ... Lettered four years in softball and two years in volleyball ... Earned all-state honors in 2007-08 and all-district all four years.

Personal ... Born Sept. 18, 1989, to Robin and Jason Loree ... Has one brother, Jared, 23 ... Major: Marketing.



Morgan **22** Murphy

Sophomore • 5'6" • 1L
 Bats: Right • Throws: Right
 Germantown, Tenn. (St. Benedict at Auburndale)
 Broadcast Journalism



Murphy's Career Batting Statistics

Year	Avg.	G-GS	AB	R	H	2B	3B	HR	RBI	BB	SO	SB-ATT
2009	.217	36-21	69	2	15	2	0	2	11	4	14	0-0

Murphy's Career Batting Game Highs

Runs: 1, 2x (last vs. Western Kentucky [2/14/09])
Hits: 2, 2x (last vs. Ole Miss, gm. 1 [3/7/09])
RBI: 2, 4x (last vs. Ole Miss, gm. 1 [3/7/09])
Multi Hit Games: 2

2009 ... Appeared in 36 games with 21 starts, all at DP ... Had two game-winning RBI (UMKC, Morehead State) ... First hit was a two-run home run vs. Eastern Kentucky ... Had two hits and two RBI in win vs. UMKC ... Had solo home run in win vs. Western Kentucky ... Doubled and drove in two runs vs. Morehead State ... Singled twice and drove in a pair of runs in game one vs. Ole Miss ... Had three pinch-hit at-bats in Arkansas series, going 2-for-3 with a pair of singles ... Went 1-for-3 with a single in game three vs. No. 6 Georgia.

High School ... Played for coach Christy Bingham at St. Benedict Auburndale High School ... Lettered in softball, soccer and basketball ... Led softball team to region championships in 2005 and 2008 and state runner-up finish in 2008 ... Earned all-district, all-region and All-Memphis Metro honors 2004-07 and all-state honors in 2005 ... Finished high school career with a .435 batting average and a .620 slugging percentage.

Personal ... Born Dec. 25, 1989, to Mark and Teresa Murphy ... Has one brother, Cameron, 13 ... Her father, Mark, played baseball at the University of Memphis and her grandfather, David Murphy, played football for the University of Idaho and professionally in the NFL for the San Francisco 49ers ... Major: Broadcast Journalism.



Aurora **33** Salter

Sophomore • 5'8" • 1L
 Bats: Right • Throws: Right
 Springfield, Va. (Lee)
 Nursing



Salter's Career Batting Statistics

Year	Avg.	G-GS	AB	R	H	2B	3B	HR	RBI	BB	SO	SB-ATT
2009	.000	7-0	4	1	0	0	0	0	0	0	2	0-0

Salter's Career Batting Game Highs

Runs: 1, vs. Middle Tennessee 2/20/09

2009 ... SEC Academic Honor Roll ... Appeared in seven games ... Saw limited time at third base ... Scored as pinch-runner in win vs. Middle Tennessee ... Had four at-bats.

2008 ... Redshirted.

High School ... High school coach was Keith Tasaka ... Lettered in softball and field hockey ... Named first team all-district and all-region as a senior.

Personal ... Born Jan. 28, 1989, to Maria and David Salter ... Has one sister, Amber, 22 ... Sister, Amber, competed in softball and track at Navy ... Major: Nursing.



Lauren ¹² Schmalz

Sophomore • 5'4" • 1L
 Bats: Right • Throws: Right
 Pembroke Pines, Fla. (Everglades)
 Criminology



Schmalz's Career Pitching Statistics

Year	ERA	W-L	G/GS	CG	ShO/C	SV	IP	H	R	ER	BB	SO
2008	1.92	8-4	20/13	3	3	2	65.2	61	28	18	19	72

Schmalz's Career Pitching Game Highs

Innings Pitched: 7.0, vs. Charlotte (3/1/08)
Most Runs Allowed: 5, vs. No. 1 Florida gm. 3 (4/27/08)
Most Earned Runs Allowed: 4, vs. No. 10 LSU gm. 3 (3/22/08)
Most Hits Allowed: 7, 3x (last vs. No. 1 Florida, gm. 3 [4/27/09])
Most Walks Allowed: 5, vs. Charlotte (3/1/08)
Strikeouts: 6, 3x (last vs. Kentucky gm. 3 [5/4/08])

2009... Received redshirt ... Did not play after suffering pre-season ACL injury.

2008... Posted an 8-4 record with a 1.92 ERA in 65.2 IP ... Finished eighth in SEC in ERA (1.92), first in fewest earned runs allowed (18) and fourth in fewest walks (19) ... Appeared in 20 games, with 13 starts ... Did not get a decision in first career start, going 3.1 innings vs. Gardner-Webb ... Did not give up a run, allowing three hits and striking out three ... Pitched complete game shutout (6.0 IP) in win vs. Birmingham Southern ... Matched career high with six strikeouts vs. Tennessee Tech ... Did not earn a decision in game two start vs. No. 15 Mississippi State ... Allowed one earned run in 5.0 IP with four strikeouts vs. Bulldogs ... Won game two vs. Kentucky after pitching 3.0 innings in relief ... Allowed only one hit and had four strikeouts in win ... Went 1-1 with a 2.47 ERA in NCAA Regional play ... Started and earned win vs. Stephen F. Austin in Regional play ... Did not allow a run in 2.1 IP vs. SFA and fanned four.

High School ... High school coach was Heidi Freiteger ... Lettered four years in softball and one year swimming ... Helped lead Everglades High School to state title in 2007.

Personal ... Born Nov. 28, 1988, to Linda Warner and Philip Schmalz ... Has one brother, Alex, 16 ... Major: Criminology.



Macie ² West

Sophomore • 5'8" • TR
 Bats: Right • Throws: Right
 Huntsville, Ala. (Sparkman/Central Alabama)
 Molecular Biology



West's Career Batting Statistics at CACC

Year	Avg.	G-GS	AB	R	H	2B	3B	HR	RBI	BB	SO	SB-ATT
2009	.308	48-47	169	24	52	11	1	2	32	10	4	0-0

Central Alabama ... Played for coach Greg Shivers ... Hit .308 with 32 RBI in one season at CACC.

High School ... High school coach was Dale Palmer ... Lettered in softball (four seasons), golf (four season) and basketball (one season) ... Earned all-metro honors in 2007-08 and super all-metro in 2008 ... Participated in 2007 Wendy's Invitational Tournament ... Hit .360 with nine home runs as a senior ... Helped lead Sparkman to 2006 6A state title.

Personal ... Born Aug. 3, 1989, to Mark and Julia West ... Has one sister, Rachael, 26, and one brother, Kris, 24 ... Brother, Kris, lettered in baseball for Auburn in 2008 ... Sister, Rachael, played softball for University of Mobile (Ala.) ... Major: Molecular Biology.



Kelsey ²⁴ Cartwright

Freshman • 5'6" • HS
 Bats: Right • Throws: Right
 Joelton, Tenn. (Goodpasture)
 Physical Therapy

High School ... Played for coach Lee Phillips ... Lettered in softball (five seasons), soccer (one season) and basketball (three seasons) ... Named Gatorade Tennessee Softball Player of the Year ... Selected to EA Sports All-American First-Team ... Selected to compete in Under Armour All-America Softball Game ... Helped lead team to 2009 class AA state title.

Personal ... Born Dec. 10, 1990, to Tracy and Bill Cartwright ... Has one sister, Mimi, 14 ... Grandfather, Bill Cartwright, played football at Memphis ... Major: Physical Therapy.



Janelle ¹⁹ Green

Freshman • 5'7" • HS
 Bats: Right • Throws: Right
 Auburn, Ala. (Auburn)
 English

High School ... Played for coach Ed Crum ... Lettered in softball (four seasons) ... Hit .567 with four home runs and 37 RBI as a senior.

Personal ... Born May 16, 1991, to Diane and Johnny Green ... Has one brother, Rodney ... Major: English



Caitlin ¹³ Schultze

Freshman • 5'7" • HS
 Bats: Right • Throws: Right
 Queensbury, N.Y. (Queensbury)
 Pre-Vet

High School ... Played for coach Gwen Brilling ... Lettered in softball (five seasons) and field hockey (two seasons) ... Earned softball second-team all-state in 2008-09 and third-team all-state honors in field hockey.

Personal ... Born Oct. 19, 1991, to Sue and Steve Schultze ... Has one brother, Kevin, 14 ... Father, Steve, played baseball at Bowling Green University and professionally with the Chicago Cubs ... Major: Pre-Vet.





Baylee Stephens

Freshman • 5'10" • HS
 Bats: Right • Throws: Right
 Opelika, Ala. (Opelika)
 Nursing



High School ... Played for coach Stephanie Brown ... Lettered in softball (four seasons), basketball (one season) ... Graduated second in class with 4.35 GPA ... Hit .375 as a senior and .425 with nine home runs as a junior.

Personal ... Born Sept. 18, 1990, to Kathy and Keith Stephens ... Has one brother, Sawyer, 13, and two sisters, Karley, 16, and Somyr, 20 ... Major: Nursing.



Liana Wuchte

Freshman • 5'8" • HS
 Bats: Right • Throws: Right
 Evans, Ga. (Greenbrier)
 Engineering



High School ... Played for coach Garrett Black ... Lettered in softball (two seasons) ... Helped lead Greenbrier to region titles 2005-07.

Personal ... Born May 29, 1991, to Mia and Jerry Wuchte ... Has three brothers, Wesley, 20, Derik, 16, and Shane, 14 ... Major: Engineering







Bottom Photo: The Tigers took part in a team-building weekend at Camp ASCA in the Fall of 2009. In one activity, the Tigers paired off and bent re-bar without using their hands.





Tina Deese

Head Coach
 14th Season at Auburn
 Record at AU: 428-367-1
 Overall Record: 714-490-1

Entering her 14th season as Auburn's head coach, Tina Deese has built the Tigers into a perennial post-season participant.

The second-longest tenured coach in the Southeastern Conference, Deese has led the Tigers to five NCAA Regional appearances in the last six years, including last year's trip to the NCAA Atlanta Regional, where Auburn defeated Iowa 1-0 in the first round.

Deese has also led the Tigers to the SEC Tournament 10 times in the last 11 years.

Playing with just three seniors and eight freshmen, the 2009 Tigers were limited in experienced players. But Deese and the coaching staff got the Tigers off to a strong start with wins over No. 18 North Carolina, No. 11 Cal and 2009 regional teams Jacksonville State, FIU and Cal-Fullerton.

Although injuries prevented the 2009 squad from being at full strength down the stretch, the Tigers were still able to earn berths in the SEC Tournament in Knoxville, Tenn., and the NCAA Regional hosted by Georgia Tech in Atlanta.

In 2008, Deese guided Auburn to a 27-4 record to start the season as the Tigers advanced to NCAA Regional play for the fourth time in the last five years. Auburn pitchers set a team record with 499 strikeouts and helped the Tigers notch series wins over No. 15 Mississippi State and No. 9 Tennessee.

The 2008 class continued the success of the previous three senior classes by winning at least 150 games in their four-year careers. Under Deese's guidance, the 2008 senior class capped their career's with the third-most wins in the program's history with 150.

The 2007 and 2006 seniors each won 154 games during their careers while the 2005 seniors own the most wins in a four-year stretch with 155.

Deese put together one of her strongest teams in 2005 as the Tigers rolled to a program-record 50 victories and hosted its first ever NCAA Regional at picturesque Jane B. Moore Field. For a second straight season, the Tigers finished in the top 25 of both collegiate polls.

Additionally, Deese guided Auburn to its second straight, second-place finish in the SEC's Western Division in 2005. The Tigers went 21-8 in conference

play, and did not allow Alabama to clinch first until the second-to-last day of regular season play.

With the creation of a program comes hurdles. Deese has met these head on, and, as the only head coach in Auburn's history, she has been successful every step of the way.

In 13 seasons with the Tigers, Deese has guided Auburn to seven winning seasons, including five in the last six years. Those winning seasons have coincided with Auburn's NCAA Regional appearances as the Tigers have become postseason veterans.

Auburn's players have done it right in the classroom as well.

Under Deese, the Tigers have seen 63 players on the conference's honor roll. Auburn has had at least two in every season.

The 14th-year head coach has stressed the importance of giving back to the community as well. Her players often visit children at schools in the Lee County community.

Deese has mentored five All-Americans and nine All-Region players. She has been recognized in the SEC as well, as 20 Tigers - including a program-record four in 2005 - have been named to the All-SEC Team.

On a conference note, Deese's hard work into building the Tigers into an SEC and national power



Deese At A Glance

Hometown	Huntingdon Beach, Calif.
Husband	Allen
Children	daughter: Jessie; son: Kyler
Head Coach	Huntingdon, 1988-95 Auburn, 1996-Present
College	Florida State (B.S., 1986) Huntingdon College (B.A., 1994) Troy State (M.A., 1995)
Playing Experience	Florida State, 1984-85 1984 Lady Seminoles MVP 1984-85 All-Southeast Region 1 st Team
Assistant Coach	Florida State, 1985-86

has not gone unnoticed. In 2002, after guiding Auburn to a then-program best 38-27 record, she was named the Co-SEC Coach of the Year.

Deese helped oversee the creation of Jane B. Moore Field, a sparkling facility on the edge of the Auburn campus. Since 1998, the team has called the field on the edge of campus home but it wasn't until 2003 when the final phase of Jane B. Moore Field was completed that the Tigers could truly call it home.

Deese has used that home-field advantage. Since 1999, the Tigers have gone 182-106-1 at the picturesque stadium. In the past five seasons, the Tigers have dominated opponents on the Plains, going an impressive 92-42.

In 2005, that home field advantage was never more prevalent. The Tigers went 26-5 at home. Deese parlayed that dominance and made Jane B. Moore Field an NCAA Regional host site for the first time in program history.

Deese took over the program before its first season in 1997. Since then, she has built the program to one which expects an NCAA Tournament berth every year. Among her many achievements at Auburn, Deese has led Auburn to one season with 50 victories, two with 40 or more wins and nine seasons with 30 or more victories.

In 2004, Deese posted a 42-18 record with the Tigers, the best season in program history. The Tigers won 19 games in the SEC, finishing second in the Western Division, and were a game away from earning a spot in the SEC Championship game. Auburn finished the season ranked 20th, a program first.

In her first season, Deese led Auburn to a 34-35 overall record and a third-place finish in the SEC Tournament. However, tough times followed as the Tigers suffered two more losing seasons before Deese guided the program to its first winning season in 2000. That team finished 34-31 overall and proved that Auburn was a program on the rise.

Deese was also responsible for starting the softball program at Huntingdon College in Montgomery, Ala. In her eight seasons at Huntingdon, Deese amassed a 286-123 record. She led her teams to seven straight winning seasons and third-place finishes in the NAIA in 1992 and 1994. In 1992, Deese was named NAIA District 27 Coach of the Year.

Prior to her arrival at Huntingdon, Deese served as a pitching coach at her alma mater, Florida State, from 1985-86. Deese began her playing career in 1982 as a member of Golden West College's (Calif.) Varsity Softball team. She helped lead the team to the California State Championship in 1983 and was named the California State Championship Most Valuable Player.

Her accomplishments at Golden West led her to Florida State where she once again was greeted with immediate success. In 1984, her first season with the Seminoles, Deese led the nation in strikeouts per seven innings at 11.6. As a result, she was named the Lady Seminoles Most Valuable Player while helping lead the team to the Florida State Championship. She was also named to the All-Southeast Region First Team - a feat she duplicated her second season and final season at Florida State.

Deese received a bachelor of science degree in leisure services and studies from Florida State in 1986. She later received a bachelor of arts degree from Huntingdon College in human performance and kinesiology in 1994. She completed her master of arts in teaching from Troy State University in 1995.

Deese and her husband, Allen, have one son, Kyler, 16, and daughter, Jessi, 12.



Deese By The Numbers

SEC Academic Honorees	63
All-SEC selections	20
SEC Players of the Week	12
All-Region selections	9
SEC Pitchers of the Week	9
All-American selections	5
SEC All-Tournament selections	5
SEC Freshmen of the Week	4
Academic All-Americans	1

Deese Year-By-Year

At Huntingdon College

Year	Won	Lost	Pct.
1988	26	16	.619
1989	34	14	.708
1990	23	19	.548
1991	38	13	.745
1992	49	10	.831
1993	41	12	.774
1994	55	15	.786
1995	20	24	.455
Totals	286	123	.699

At Auburn

Year	Won	Lost	Ties	Pct.
1997	34	35	0	.493
1998	16	40	0	.286
1999	27	32	1	.458
2000	34	31	0	.523
2001	31	32	0	.492
2002	38	27	0	.584
2003	26	31	0	.456
2004	42	18	0	.700
2005	50	18	0	.735
2006	36	22	0	.621
2007	26	30	0	.464
2008	38	22	0	.633
2009	30	29	0	.508
At AU	428	367	1	.538
Career	714	490	1	.593



Deese Family: Kyler, Allen, Tina and Jessi.



Steve Johnson

Assistant Coach
2nd Season at Auburn



Johnson Family: Steve and Heather

In his second season with Auburn, assistant coach Steve Johnson looks to continue the offensive improvement from 2009 into the 2010 season.

Working with the Tigers' hitters, slappers and infielders, the 2009 Tigers saw improvement from the 2008 season in team batting average, hits, doubles, home runs, slugging percentage, walks, on-base percentage and stolen bases.

That improvement also carried over into league play as the Tigers improved in each category from 2008 against the always tough Southeastern Conference.

Individually, Johnson helped 2009 senior Myesha Finney earn Second Team All-Southeastern Conference honors.

Despite working with an infield that consisted of three true freshmen and the loss of a starter for all but eight games, Johnson helped the Tigers' defense commit the second-fewest errors in the last five years.

A native of West Des Moines, Iowa, Johnson compiled a 153-164 record in six years as head coach at UNC-Pembroke, prior to coming to Auburn in 2009. He guided the Braves to a 46-14 overall record in 2008 and the Peach Belt Conference championship, going 17-1 in league play. Johnson also led the Braves to the program's first ever NCAA Regional appearance in 2008.

For his effort, Johnson and his coaching staff earned NFCA South Atlantic Region Coaching Staff of the Year honors in 2008.

During the 2008 season, the Braves set or tied 33 school records including most wins in a season (46) and most conference wins (17). UNCP players earned a total of six all-region awards and three All-America honors under Johnson's tutelage in 2008. The Braves were ranked 15th nationally for winning percentage (.767) and 36th in earned run average (2.0).

At one point in 2008, the Braves were ranked fifth nationally in the NFCA II Top 25 Poll finishing the year ranked 28th in the country.

While at UNC-Pembroke, the Braves broke 73 school records and had 39 players earn Peach Belt Academic Honor Roll accolades.

Johnson earned his undergraduate degree in U.S. history and secondary education from Wartburg College, graduating cum laude in 1997. Johnson then earned a graduate degree in athletic administration from South Dakota State University in 2002.

Johnson began his professional coaching career as the head coach at Kennedy High School in Cedar Rapids, Iowa, from 1997-2000.

Johnson then served as the first assistant coach/graduate assistant at South Dakota State from 2000-02 before becoming the head coach at UNC-Pembroke.

Johnson is married to the former Heather Jeanette Wesemen.



Johnson At A Glance

Hometown	West Des Moines, Iowa
Wife	Heather
College	Wartburg College (B.A., 1997) South Dakota State (M.A., 2002)
Head Coach	UNC-Pembroke, 2003-08 Kennedy (Iowa) High School, 1997-2000
Assistant Coach	Auburn, 2009-Present South Dakota State, 2000-02
Highlights	153-164 career record at UNC-Pembroke NFCA Atlantic Region Coaching Staff of the Year in 2008 Led UNC-Pembroke to program's first NCAA Regional in 2008 2008 Peach Belt Conference champions 2008 Peach Belt Conference Coach of the Year



Mark Ryal

Assistant Coach
2nd Season at Auburn



Ryal Family: Front: Rusty. Back (L-R): Mark, Karlie, Renae and Kacie.

Former Major League Baseball player Mark Ryal is in his second season as an assistant coach with the Auburn softball program. Ryal works with Auburn hitters and outfielders.

Under Ryal's tutelage, the 2009 Tigers improved overall and in Southeastern Conference play in team batting average, hits, doubles, home runs, slugging percentage, walks, on-base percentage and stolen bases.

Ryal also helped 2009 senior outfielder Myesha Finney earn SEC All-Defensive Team and All-SEC Second Team honors.

Ryal joined the Tigers' staff in 2009, after spending the previous season as the head coach at Carl Albert State College in Poteau, Okla. Prior to that, Ryal served as head coach of the Inola (Okla.) High School softball program from 2003-2006.

Ryal began his collegiate coaching career as the hitting coach for the University of Oklahoma in 1995, helping the Sooners to the College World Series. Oklahoma finished second in the Big Eight Conference in hitting in 1995.

As a player, Ryal broke into Major League Baseball in 1982 with the Kansas City Royals after beginning in the Royals' minor league system in 1978. Ryal was drafted in the third round of the 1978 draft.

Ryal also played for the Chicago White Sox (1985), California Angels (1986-87), Philadelphia Phillies (1989) and the Pittsburgh Pirates (1990).

Ryal hit .375 in 13 games as he helped the Angels to the American League Western Division title in 1986. The following year, Ryal led the American League in pinch-hits with 20, and drove in 18 runs with five home runs in 100 at-bats for the Angels.

His final year in MLB came in 1990 as he helped the Pittsburgh Pirates win the National League Eastern Division title.

Ryal also served one season as a scout for the Royals in 2005. He earned his bachelor's degree from East Central Oklahoma State University in 1997.

Ryal and his wife Renae have three children, Rusty, 26, Kacie, 19, and Karlie, 10.

His son, Rusty played baseball in the Arizona Diamondbacks system with the Mobile (Ala.) Baybears in 2008 and made his MLB debut with the Diamondbacks in 2009. His daughter, Kacie, plays softball for Northeast Oklahoma A&M in Miami, Okla.



Ryal At A Glance

Hometown	Dewar, Okla.
Wife	Renae
Children	Rusty, 26, Kacie, 19, Karlie, 10
College	East Central Oklahoma State (B.A., 1997)
Head Coach	Carl Albert State (Okla.) College, 2007-08 Inola (Okla.) High School, 2003-06
Assistant Coach	Oklahoma (Baseball), 1995-96
Professional Scout	Kansas City Royals, 2005
Pro Career	Pittsburgh Pirates, 1990 Philadelphia Phillies, 1989 California Angels, 1986-87 Chicago White Sox, 1985 Kansas City Royals, 1978-82



Megan Brown
Manager



Landry Bodie
Manager



Dody Cadenhead
Athletics Program
Assistant



Dale Calloway
Assistant Equipment
Manager



Susan Canaan
Compliance Coordinator



Doug Dutcher
Manager



Mark Haon
PA Announcer



Dana Marquez
Director/Equipment
Operations

AUBURN SPORTS MEDICINE

Auburn athletes benefit greatly from the athletic's department association with Auburn Sports Medicine through the Andrews Sports Medicine and Orthopaedic Center. The team includes Auburn team physician Dr. Michael Goodlett and orthopaedic surgeon Dr. James Andrews.

All Auburn athletes have access to the Auburn Athletic Training Room. The training room includes a hydro-therapy area, an aquatic therapy system for rehabilitation and training of injuries, including a HydroWorx 600 Series therapy pool, a PolarPlunge pool and two ThermalPlunge pools



Dr. James Andrews
Orthopaedic Surgeon



Dr. Michael Goodlett
Team Physician




Support Staff

AUBURN

S O F T B A L L ™



Joe-Joe Petrone
Director/Sports Medicine



Jordan Potts
Athletic Trainer



Janice Robinson
Academic Counselor



Sara Stallcamp
Manager/Facilities and
Operations



Joe Walker
Strength & Conditioning



Eli Wilkerson
Marketing & Promotions



Luke Young
Director/Event
Management



**Grounds Crew (L-R): William Dalton, Zach Willard, Justin Sutton,
Mick Cronin, Bradley Kirkland and Eric Kleypas.**

Auburn finished the 2009 season with a 30-29 overall record and a 9-19 record in the Southeastern Conference.

The Tigers finished fourth in the SEC Western Division and advanced to the SEC Tournament, in Knoxville, Tenn., and NCAA Regionals in Atlanta, Ga.

2009 season highlights:

Thompson Takes the Lead

Pitcher Anna Thompson became the Auburn career leader in strikeouts after fanning 269 hitters in 2009. Thompson enters her senior season with 796 career strikeouts, which is also the ninth most in SEC history. Thompson surpassed pitcher Holly Currie for the AU record when she struck out Ali Gardiner of Florida in the first inning of the Tigers' first-round SEC Tournament game on May 7.

Finney Named All-SEC

Senior outfielder Myesha Finney was named to the All-SEC Second Team and SEC All-Defensive Team. Finney, a native of Atlanta, Ga., hit .325 with three home runs, 10 RBI and had a .443 on-base percentage in SEC games in 2009. It was the first All-SEC award for Finney, but her second consecutive SEC All-Defensive Team award. Finney was voted to the All-Defensive Team in 2008 as a center fielder. Finney posted a .978 fielding percentage with one error in 2009, and a 1.000 fielding percentage in 2008.

Loree Earns Freshman Honors

Pitcher Jenee Loree was named SEC Freshman of the Week (2/9) after her performance in the FIU Tournament in Miami Feb. 6-8. The Jupiter, Fla., native appeared in all five games (two starts) and posted a 3-0 record. Loree tossed a no-hitter in her first collegiate start vs. Texas A&M-Corpus Christi. Loree followed that with a win over No. 18 North Carolina, blanking the Tar Heels for six innings. Loree also earned the win in relief against FIU.

Thompson goes 10

Junior pitcher Anna Thompson set a personal best when she threw 10.1 innings in game two vs. No. 12 Tennessee. Thompson's previous best was a pair of nine inning efforts, the last coming in game two vs. LSU on March 20, 2008. Against Tennessee, Thompson threw 175 pitches with 110 for strikes (63 percent). Thompson struck out 12 in the game. The 10.1 innings was the longest outing of any pitcher in the SEC 2009.



Myesha Finney earned All-SEC Second Team honors in 2009.



Kyndall White extended her streak of consecutive games started to 119.

Tigers Advance to NCAA Regionals

Auburn made the program's sixth trip to NCAA Regional play in 2009. The Tigers earned a trip to the Atlanta Regional hosted by Georgia Tech. It marked the fifth time in the last six years Auburn had advanced to NCAA postseason play. Auburn went 1-2 in the Regional, defeating Iowa 1-0 in the first round before losing to Georgia Tech and Boston University.

Tigers and Rebels Go All Day

Auburn's series opener against Ole Miss lasted 13 innings and took 4:13 of actual time to play. Auburn won that game 9-8. It marked the third time Auburn had gone 13 innings (the most in team history). Auburn lost to Troy 4-1 in 1998 in 13 innings and defeated FSU 5-4 in 2000 in Tallahassee.

In the Lineup

Sophomore infielder Kyndall White owns the longest current streak of consecutive games on the Tigers with 119. White started all 60 games at shortstop last season and every game this season, with 32 starts at third and 27 starts at shortstop.

Record Setter

Pitcher Anna Thompson set the AU record for strikeouts in a single game by fanning 18 against Middle Tennessee on Feb. 20. Thompson struck out the first 14 batters of the game and recorded only three non-strikeout outs (two infield pop ups and one foul pop out to first). Thompson was named SEC Pitcher of the Week after going 3-0 during the week. Thompson did not allow a run, allowed just five hits and struck out 44 in 19.2 innings vs. Troy, Winthrop and Middle Tennessee.

Ragsdale Comes Up Big

Junior pitcher Holly Ragsdale played a vital role in the Tigers three-game sweep of the Rebels March 7-8, by going 2-0 with a 1.27 ERA in 11.0 innings of work. The Dadeville, Ala., threw 7.0 scoreless innings of relief vs. Ole Miss to earn the win in game one of the series. Ragsdale started and earned the win in game three vs. Ole Miss, allowing one earned run in 4.0 innings of work. Ragsdale began the week by throwing 4.2 scoreless innings of relief vs. Mercer, allowing just one hit. In three appearances during the week, Ragsdale went 2-0 with a 0.89 ERA, allowed 13 hits, two earned runs and struck out seven.

Opening With A Bang

Freshman Morgan Murphy's first collegiate at-bat was a memorable one as she hit a two-run home run to left against Eastern Kentucky. Murphy entered the game as a pinch-hitter in the bottom of the sixth with the Tigers leading 5-0. Murphy carried the momentum from that home run through the rest of the weekend. The Germantown, Tenn., native hit .455 (5-for-11) with seven RBI

and was named the Tiger Invitational Most Valuable Player. Murphy closed the tournament by giving the Tigers a 2-0 victory over Morehead State with a two-run double to center with two outs in the top of the seventh.

No-No x 2

Freshman Jenee Loree became the first AU pitcher since Holly Currie in 2006 to throw two no-hitters in the same season. Loree no-hit Texas A&M-Corpus Christi in her first collegiate start on Feb. 6 at the FIU Tournament in Miami. Loree's line was 7.0-0-0-0-4-8. Loree then no-hit Austin Peay on Feb. 21 at Jane B. Moore Field. Loree's line was 7.0-0-0-0-2-7. That no-no was the first at home for Auburn since Currie blanked Georgia State on Feb. 14, 2007.

Late Inning Heroics

The Tigers won three consecutive games in their last at-bat between Feb. 14-17. Auburn defeated Troy 3-2 on Feb. 17, on a one-out solo home run by Myesha Finney in the top of the ninth. That followed a 2-0 win over Morehead State on Feb. 15, when Morgan Murphy's two-run, two-out double in the top of the seventh broke a scoreless game. Against Western Kentucky on Feb. 14, freshman Elizabeth Eisterhold hit a one-out, three-run home run in the bottom of the eighth to give Auburn a 5-3 victory.

Finney Sets NCAA Mark

Senior Myesha Finney became the NCAA career leader in hit-by-pitches when she was plunked in game one vs. Tennessee. Finney was tied with Cheryl Wyrick of Liberty with 62 HBP's until UT pitcher Cat Hosefield hit Finney in the fifth inning. Finney finished her career with 67 HBP's. Finney was hit 21 times in 2009, breaking the SEC record for HBP's in a season which she previously held with 19.

League Leader

Freshman catcher Elizabeth Eisterhold led the Southeastern Conference in runners thrown out with 22. Eisterhold threw out 35 percent of base stealers in 2009 (22-of-62). Eisterhold just missed tying the AU record for most base runners thrown out, missing the mark by two. Tatiana Fernandez holds the record for most runners thrown out in a single season, nailing 24 in 2006. Fernandez and Sara Dean are tied for the highest percentage of runners thrown out with 41 percent. Fernandez threw out 24-of-59 in 2006 and Dean 22-of-54 in 2004.

Walk-Off Wins

Auburn had three walk-off victories in 2009, including two in SEC play. Freshman catcher Elizabeth Eisterhold got Auburn's first walk-off win on Feb. 14 against Western Kentucky. Auburn trailed 3-2 going into the bottom of the eighth inning before Eisterhold delivered a one-out, three-run homer for a 5-3 win. The home run was Eisterhold's first of the season. Senior Taryn Gray gave the Tigers a walk-off win over Ole Miss with a two-out RBI single in the bottom of the 13th inning in the first game of a double-header. Senior Tatiana Fernandez followed that with a walk-off game winner against Ole Miss in the second game of the double-header. Fernandez delivered a one-out, two-run single in the bottom of the seventh for a 4-3 win.



Anna Thompson set the Auburn record for K's in a game with 18 vs. Middle Tennessee.

Finney's Big Hits

Senior Myesha Finney had a pair of big hits in the series finale against Arkansas on April 5. In her third plate appearance Finney was hit by a pitch for the 62nd time in her career which tied the NCAA record for most HBP's. In her last at-bat, Finney came to the plate with the tying run at third, two outs and the Tigers down 4-3. Finney worked the count on pitcher Kim Jones to 3-2 and then fouled off nine consecutive pitches before drilling a home run to right-center to give the Tigers a 5-4 lead. Auburn held the Hogs in the bottom of the seventh for the victory.

Leadoff Homer

All four of junior Lindsey Harrelson's home runs were leadoff shots in 2009. Two of the home runs tied the game and one gave Auburn the lead. Harrelson's first home run came in the third inning of game three vs. Ole Miss and broke a 1-1 tie to give Auburn a 2-1 lead. Harrelson's second home run gave the Tigers a 2-0 lead in the third inning vs. Alabama State. Harrelson's third dinger came in the bottom of the fourth inning in game two vs. No. 1 Florida and tied the game at 1-1. Harrelson's last home run, against No. 12 Tennessee, led off the top of the seventh inning of game two and tied the score at 1-1.

Game Winners

A GW RBI is credited to the go-ahead run that gives the team a lead that is not lost or tied. Here is a breakdown of the Tigers' game-winning RBI for 2009:

Player	GW RBI	Walk-off
Elizabeth Eisterhold	5 (Jacksonville, WKU, Winthrop, Arkansas-1, LSU-2)	1 (3-R HR, B8 vs. WKU)
Myesha Finney	4 (TAMCC, ECU, Troy, Arkansas-3)	-
Kyndall White	3 (Jacksonville St., Cal, Tenn. St.)	-
Lauren Guzman	3 (Middle Tenn., Austin Peay, Ole Miss-3)	-
Amber Harrison	3 (Georgia State, South Carolina-1, Miss. St.-2)	-
Morgan Murphy	2 (UMKC, Morehead St.)	-
Taryn Gray	2 (UNC, Ole Miss-1)	1 (RBI 1B, B13 vs. Ole Miss, gm. 1)
Tatiana Fernandez	3 (Fullerton, Ole Miss-2, Iowa)	1 (RBI 1B, B7 vs. Ole Miss, gm. 2)
Alexa Martinez	1 (Alabama St.)	-
Cassie Trosclair	1 (Lipscomb)	-
Lindsey Harrelson	1 (South Carolina-2)	-

Overall: 30-29 • SEC: 9-19 • Home: 14-12 • Road: 9-12 • Neutral: 7-5

Date	Opponent	Score	AU R-H-E	OPP R-H-E	Innings	Overall	SEC	Pitcher of Record	Att.	Time
2/6	vs Jacksonville (1)	W, 5-0	5-6-1	0-3-1	7	1-0-0	0-0-0	A. Thompson (W 1-0)	0	2:00
2/6	vs Texas A&M-CC (1)	W, 2-0	2-4-0	0-0-1	7	2-0-0	0-0-0	J. Loree (W 1-0)	0	1:48
2/7	at FIU (1)	W, 2-1	2-8-0	1-5-1	(9)	3-0-0	0-0-0	J. Loree (W 2-0)	397	2:40
2/7	vs No. 18 North Carolina (1)	W, 6-5	6-8-0	5-11-1	7	4-0-0	0-0-0	J. Loree (W 3-0)	217	2:30
2/8	vs Louisville (1)	3-5, L	3-8-1	5-5-0	7	4-1-0	0-0-0	A. Thompson (L 1-1)	212	2:08
2/10	at Jacksonville State	W, 5-2	5-5-0	2-4-1	7	5-1-0	0-0-0	A. Thompson (W 2-1)	1704	2:14
2/11	GEORGIA STATE (2)	W, 6-0	6-5-1	0-4-0	7	6-1-0	0-0-0	J. Loree (W 4-0)	285	2:16
2/13	EASTERN KENTUCKY (2)	W, 7-1	7-5-1	1-4-0	7	7-1-0	0-0-0	A. Thompson (W 3-1)	235	2:22
2/13	MISSOURI-KC (2)	W, 11-3	11-15-3	3-7-3	7	8-1-0	0-0-0	J. Loree (W 5-0)	124	3:28
2/14	WESTERN KENTUCKY (2)	W, 5-3	5-9-4	3-7-0	(8)	9-1-0	0-0-0	A. Thompson (W 4-1)	198	1:42
2/15	MOREHEAD STATE (2)	W, 2-0	2-3-1	0-4-0	7	10-1-0	0-0-0	A. Thompson (W 5-1)	247	2:08
2/17	at Troy	W, 3-2	3-7-0	2-7-1	(9)	11-1-0	0-0-0	A. Thompson (W 6-1)	309	2:53
2/20	WINTHROP (3)	W, 1-0	1-4-1	0-3-0	7	12-1-0	0-0-0	A. Thompson (W 7-1)	142	1:48
2/20	MIDDLE TENNESSEE (3)	W, 4-0	4-7-1	0-1-1	7	13-1-0	0-0-0	A. Thompson (W 8-1)	140	1:57
2/21	AUSTIN PEAY (3)	W, 5-0	5-10-1	0-0-3	7	14-1-0	0-0-0	J. Loree (W 6-0)	248	2:03
2/22	PURDUE (3)	1-3, L	1-6-0	3-6-0	7	14-2-0	0-0-0	J. Loree (L 6-1)	157	2:08
2/27	vs Nevada (4)	1-5, L	1-5-1	5-6-0	7	14-3-0	0-0-0	J. Loree (L 6-2)	0	1:47
2/27	vs No. 11 Cal (4)	W, 4-1	4-6-2	1-3-2	7	15-3-0	0-0-0	A. Thompson (W 9-1)	145	1:22
2/28	vs Cal-Poly (4)	0-6, L	0-2-3	6-7-1	7	15-4-0	0-0-0	A. Thompson (L 9-2)	0	2:09
2/28	vs Indiana (4)	W, 2-1	2-4-1	1-2-2	7	16-4-0	0-0-0	J. Loree (W 7-2)	123	1:41
3/1	at Cal-Fullerton (4)	W, 6-1	6-10-0	1-6-1	7	17-4-0	0-0-0	A. Thompson (W 10-2)	0	2:28
3/3	MERCER	6-7, L	6-6-0	7-8-2	(9)	17-5-0	0-0-0	A. Thompson (L 10-3)	0	2:56
3/3	MERCER	0-1, L	0-5-0	1-3-0	7	17-6-0	0-0-0	A. Thompson (L 10-4)	136	1:57
3/7	OLE MISS*	W, 9-8	9-16-6	8-12-2	(13)	18-6-0	1-0-0	H. Ragsdale (W 1-0)	521	4:13
3/7	OLE MISS*	W, 4-3	4-8-0	3-5-0	7	19-6-0	2-0-0	J. Loree (W 8-2)	174	2:00
3/8	OLE MISS*	W, 8-5	8-10-1	5-8-1	7	20-6-0	3-0-0	H. Ragsdale (W 2-0)	218	2:33
3/14	at Kentucky*	3-4, L	3-4-1	4-6-0	7	20-7-0	3-1-0	A. Thompson (L 10-5)	0	2:30
3/15	at Kentucky*	0-8, L	0-2-1	8-10-0	5	20-8-0	3-2-0	H. Ragsdale (L 2-1)	240	1:40
3/16	at Kentucky*	0-8, L	0-1-3	8-5-0	5	20-9-0	3-3-0	J. Loree (L 8-3)	139	1:32
3/17	at Lipscomb	W, 5-1	5-7-0	1-3-1	7	21-9-0	3-3-0	A. Thompson (W 11-5)	120	2:14
3/18	at Tennessee St.	W, 10-0	10-9-0	0-2-3	5	22-9-0	3-3-0	J. Loree (W 9-3)	0	1:49
3/18	vs Alabama State	W, 4-0	4-5-1	0-6-2	7	23-9-0	3-3-0	H. Ragsdale (W 3-1)	198	1:42
3/28	SOUTH CAROLINA*	W, 3-2	3-6-1	2-4-0	7	24-9-0	4-3-0	A. Thompson (W 12-5)	167	2:05
3/29	SOUTH CAROLINA*	W, 12-4	12-11-3	4-4-4	6	25-9-0	5-3-0	J. Loree (W 10-3)	287	2:16
3/29	SOUTH CAROLINA*	0-5, L	0-6-2	5-6-1	7	25-10-0	5-4-0	A. Thompson (L 12-6)	132	2:17
4/1	FLORIDA*	0-3, L	0-2-1	3-5-1	7	25-11-0	5-5-0	A. Thompson (L 12-7)	542	1:58
4/1	FLORIDA*	1-7, L	1-3-3	7-8-0	7	25-12-0	5-6-0	J. Loree (L 10-4)	116	2:06
4/4	at Arkansas*	W, 4-3	4-9-0	3-5-0	(8)	26-12-0	6-6-0	A. Thompson (W 13-7)	-	2:19
4/4	at Arkansas*	2-4, L	2-5-1	4-5-1	7	26-13-0	6-7-0	J. Loree (L 10-5)	606	2:00
4/5	at Arkansas*	W, 5-4	5-10-2	4-7-0	7	27-13-0	7-7-0	J. Loree (W 11-5)	378	2:25
4/10	at Tennessee*	2-5, L	2-6-2	5-8-2	7	27-14-0	7-8-0	J. Loree (L 11-6)	515	2:33
4/11	at Tennessee*	1-2, L	1-3-0	2-9-0	(11)	27-15-0	7-9-0	A. Thompson (L 13-8)	-	3:27
4/11	at Tennessee*	2-3, L	2-6-0	3-7-0	7	27-16-0	7-10-0	J. Loree (L 11-7)	1353	2:11
4/14	SOUTH ALABAMA	1-3, L	1-6-1	3-4-1	(10)	27-17-0	7-10-0	A. Thompson (L 13-9)	423	2:47
4/18	GEORGIA BULLDOGS*	2-7, L	2-3-0	7-11-0	7	27-18-0	7-11-0	A. Thompson (L 13-10)	1642	2:11
4/18	GEORGIA BULLDOGS*	0-10, L	0-5-1	10-16-0	7	27-19-0	7-12-0	H. Ragsdale (L 3-2)	-	2:04
4/19	GEORGIA BULLDOGS*	6-12, L	6-9-3	12-12-0	7	27-20-0	7-13-0	A. Thompson (L 13-11)	416	2:38
4/22	at Mississippi State*	1-2, L	1-8-2	2-7-0	(10)	27-21-0	7-14-0	A. Thompson (L 13-12)	-	2:36
4/22	at Mississippi State*	W, 8-3	8-14-2	3-5-1	7	28-21-0	8-14-0	J. Loree (W 12-7)	275	1:55
4/25	at Alabama*	0-8, L	0-2-1	8-9-0	6	28-22-0	8-15-0	J. Loree (L 12-8)	-	2:06
4/25	at Alabama*	2-4, L	2-8-2	4-4-1	(8)	28-23-0	8-16-0	A. Thompson (L 13-13)	3122	3:00
4/26	at Alabama*	0-6, L	0-0-3	6-7-0	7	28-24-0	8-17-0	J. Loree (L 12-9)	2680	2:30
5/2	LSU*	2-3, L	2-4-1	3-6-0	7	28-25-0	8-18-0	J. Loree (L 12-10)	525	2:23
5/2	LSU*	W, 6-1	6-7-0	1-3-2	7	29-25-0	9-18-0	A. Thompson (W 14-13)	219	1:57
5/3	LSU*	1-4, L	1-4-0	4-4-0	7	29-26-0	9-19-0	A. Thompson (L 14-14)	342	1:53
5/7	vs Florida\$	0-3, L	0-2-0	3-4-1	7	29-27-0	9-19-0	A. Thompson (L 14-15)	1256	1:33
5/15	vs Iowa#	W, 1-0	1-5-0	0-3-0	7	30-27-0	9-19-0	A. Thompson (W 15-15)	0	1:49
5/16	at Ga. Tech#	1-4, L	1-4-0	4-5-0	7	30-28-0	9-19-0	A. Thompson (L 15-16)	0	2:01
5/17	vs Boston University#	0-5, L	0-3-0	5-6-0	7	30-29-0	9-19-0	A. Thompson (L 15-17)	0	1:41

ALL CAPS = Home game

* = Conference game

(1) = FIU Tournament (Miami, Fla.)

(2) = Tiger Invitational (Auburn, Ala.)

\$ = SEC Tournament (Knoxville, Tenn.)

() extra inning game

(3) = War Eagle Classic (Auburn, Ala.)

(4) = DeMarini Invitational (Fullerton, Calif.)

= NCAA Regional (Atlanta, Ga.)

2009 Statistics

AUBURN

S O F T B A L L™

Batting • Overall (30-29)

Player	Avg.	GP-GS	AB	R	H	2B	3B	HR	RBI	TB	Slg.	BB	HBP	SO	GDP	OB%	SF	SH	SB-ATT	PO	A	E	Fld.
Myesha Finney	.333	54-54	156	26	52	9	0	7	24	82	.526	18	21	43	2	.467	0	4	10-13	66	0	1	.985
Tatiana Fernandez	.283	59-58	173	14	49	11	0	2	24	66	.382	21	7	39	0	.379	2	2	3-5	40	33	8	.901
Kyndall Hwe	.275	59-59	200	26	55	11	1	5	19	83	.415	17	1	23	0	.335	0	1	9-12	71	92	15	.916
Elizabeth Eisterhold	.226	59-59	168	14	38	7	0	7	23	66	.393	24	1	45	1	.323	2	3	0-1	429	46	0	1.000
Amber Atkinson	.225	50-48	129	15	29	1	1	3	14	41	.318	17	1	30	1	.315	2	5	10-11	265	18	7	.976
Lauren Uzman	.222	59-59	153	18	34	7	0	0	16	41	.268	12	4	20	2	.294	1	13	5-6	112	88	14	.935
Taryn Ragsdale	.204	55-52	147	13	30	4	0	0	9	34	.231	5	0	35	1	.229	1	3	3-3	39	1	1	.976
-- Minimum 70 At-Bats --																							
Katie Colton	.227	34-22	66	13	15	4	0	0	6	19	.288	7	2	25	0	.320	0	4	8-9	19	0	1	.950
Morgan Plym	.217	36-21	69	2	15	2	0	2	11	23	.333	4	1	14	1	.267	1	1	0-0	0	0	0	.000
Cassie Rosclair	.190	53-33	84	16	16	5	0	1	5	24	.286	5	1	21	0	.244	0	0	6-7	67	41	7	.939
Lindsey Atkinson	.187	49-37	107	14	20	2	0	4	12	34	.318	15	1	26	1	.290	1	9	9-9	51	0	2	.962
Megan Chitt	.111	39-12	36	14	4	1	0	0	0	5	.139	5	1	9	0	.238	0	1	3-4	11	11	3	.880
Alexa Hwe	.111	15-11	27	3	3	1	0	0	6	4	.148	5	1	7	0	.265	1	0	1-1	74	4	1	.987
Kayla Atum	.067	8-6	15	4	1	0	0	0	0	1	.067	3	1	6	0	.263	0	2	3-3	0	0	0	.000
Aurora Altes	.000	7-0	4	1	0	0	0	0	0	0	.000	0	0	2	0	.000	0	0	0-0	1	1	0	1.000
Totals	.235	59-59	1534	193	361	65	2	31	169	523	.341	158	43	345	9	.322	11	48	70-84	1254	403	66	.962
Opponents	.215	59-59	1567	201	337	45	11	47	175	545	.348	148	46	456	2	.301	5	34	51-77	1250	436	45	.974

LOB - Team (357), Opp (351). DPs turned - Team (8), Opp (23). IBB - Team (7), T. Fernandez 3, M. Finney 2, K. Colton 1, L. Guzman 1, Opp (4). Picked off - L. Harrelson 1, C. Trosclair 1, M. Finney 1, K. White 1.

Pitching • Overall

Pitcher	ERA	W-L	APP	GS	CG	SHO/CBO	SV	IP	H	R	ER	BB	SO	2B	3B	HR	AB	AVG.
Anna Thompson	2.28	15-17	39	28	16	2/4	1	199.1	131	77	65	72	269	20	3	26	723	.181
Jenee Ear	2.49	12-10	38	27	13	3/4	1	174.0	143	86	62	66	170	15	6	12	655	.218
Holly Ragsdale	4.39	3-2	11	4	3	1/0	0	44.2	63	38	28	10	17	10	2	9	189	.333
Totals	2.60	30-29	59	59	32	10/4	2	418.0	337	201	155	148	456	45	11	47	1567	.215
Opponents	2.55	29-30	59	59	34	11/1	1	416.2	361	193	152	158	345	65	2	31	1534	.235

PB - Team (10), Eisterhold 10, Opp (11). Pickoffs - Team (2), Eisterhold 2, Opp (4). SBA/ATT - Eisterhold (40-62), A. Thompson (25-37), J. Loree (20-30), T. Fernandez (11-15), H. Ragsdale (6-10).

Batting • Conference Only (9-19)

Player	Avg.	GP-GS	AB	R	H	2B	3B	HR	RBI	TB	Slg.	BB	HBP	SO	GDP	OB%	SF	SH	SB-ATT	PO	A	E	Fld.
Myesha Finney	.325	27-27	80	11	26	6	0	3	10	41	.513	6	11	29	2	.443	0	1	2-3	44	0	1	.978
Tatiana Fernandez	.293	28-28	82	8	24	3	0	1	11	30	.366	12	3	23	0	.398	1	0	0-1	22	13	4	.897
Kyndall Hwe	.245	28-28	94	13	23	4	1	3	11	38	.404	8	0	10	0	.304	0	1	4-5	27	50	8	.906
Elizabeth Eisterhold	.243	28-28	74	5	18	3	0	3	10	30	.405	13	1	29	1	.360	1	2	0-0	150	16	0	1.000
Amber Atkinson	.236	26-26	72	9	17	0	0	3	12	26	.361	8	1	13	1	.313	2	4	7-8	163	9	7	.961
Cassie Rosclair	.211	28-24	57	9	12	5	0	1	3	20	.351	4	0	16	0	.262	0	0	2-3	47	30	6	.928
Lindsey Atkinson	.183	27-25	71	9	13	1	0	3	8	23	.324	10	1	14	0	.289	1	6	3-3	37	0	2	.949
Lauren Uzman	.179	28-28	78	7	14	2	0	0	6	16	.205	2	0	7	2	.200	0	6	0-0	54	47	9	.918
Taryn Ragsdale	.169	26-25	77	4	13	2	0	0	6	15	.195	1	0	19	1	.179	0	1	1-1	25	0	1	.962
-- Minimum 45 At-Bats --																							
Morgan Plym	.250	16-7	24	0	6	0	0	0	2	6	.250	2	1	3	0	.333	0	1	0-0	0	0	0	.000
Katie Colton	.235	12-4	17	3	4	1	0	0	1	5	.294	0	0	6	0	.235	0	2	1-1	8	0	1	.889
Megan Chitt	.200	17-0	5	6	1	0	0	0	0	1	.200	0	0	1	0	.200	0	0	1-1	2	2	0	1.000
Alexa Hwe	.200	3-2	5	0	1	0	0	0	0	1	.200	0	0	0	0	.200	0	0	0-0	6	0	0	1.000
Aurora Altes	.000	1-0	0	0	0	0	0	0	0	0	.000	0	0	0	0	.000	0	0	0-0	0	0	0	.000
Totals	.234	28-28	736	84	172	27	1	17	80	252	.342	66	18	170	7	.310	5	24	21-26	591	198	42	.949
Opponents	.254	28-28	780	138	198	23	9	34	120	341	.437	81	27	162	2	.343	3	19	33-42	601	199	16	.980

LOB - Team (164), Opp (181). DPs turned - Team (6), Opp (12). IBB - Team (2), M. Finney 1, T. Fernandez 1, Opp (4). Picked off - C. Trosclair 1.

Pitching • Conference Only

Pitcher	ERA	W-L	APP	GS	CG	SHO/CBO	SV	IP	H	R	ER	BB	SO	2B	3B	HR	AB	AVG.
Anna Thompson	3.11	3-9	14	12	9	0/0	0	85.2	68	45	38	35	89	8	2	18	324	.210
Jenee Ear	3.65	4-8	15	13	8	0/0	1	78.2	78	59	41	38	65	6	5	7	311	.251
Holly Ragsdale	5.14	2-2	8	3	2	0/0	0	32.2	52	34	24	8	8	9	2	9	145	.359
Totals	3.66	9-19	28	28	19	0/0	1	197.0	198	138	103	81	162	23	9	34	780	.254
Opponents	2.45	19-9	28	28	17	7/1	1	200.1	172	84	70	66	170	27	1	17	736	.234

PB - Team (3), Eisterhold 3, Opp (3). Pickoffs - Team (0), Opp (1). SBA/ATT - Eisterhold (25-32), J. Loree (16-20), A. Thompson (13-16), T. Fernandez (8-10), H. Ragsdale (4-6).

2009 Team Game Highs

Batting

At bats:..... 52, vs Ole Miss (3/7)
 Runs scored:..... 12, vs South Carolina (3/29)
 Hits:..... 16, vs Ole Miss (3/7)
 RBIs:..... 11, vs South Carolina (3/29)
 Doubles:..... 5, vs Missouri-KC (2/13)
 Triples:..... 1, twice (last vs. Kentucky [3/16])
 Home runs:..... 3, twice (last vs Ole Miss [3/7])
 Total bases:..... 26, vs Ole Miss (3/7)
 Walks:..... 9, vs Mercer (3/3)
 Strikeouts:..... 15, vs Kentucky (3/14)
 Sac hits:..... 3, 3 times (last vs Lipscomb [3/17])
 Sac flies:..... 1, 11 times (last vs. Georgia [4/18])
 Stolen bases:..... 5, vs Middle Tennessee (2/20)
 Hit by pitch:..... 3, vs South Carolina (3/29)
 Caught stealing:..... 2, vs Western Kentucky (2/14)
 Runners LOB:..... 13, twice (last vs Ole Miss [3/7])
 Hit into DP:..... 2, 3 times (last vs Mississippi State [4/22])

Fielding

Putouts:..... 39, vs Ole Miss (3/7)
 Assists:..... 16, vs LSU (5/2)
 Errors:..... 6, vs Ole Miss (3/7)

Pitching

Innings pitched:..... 13.0, vs Ole Miss (3/7)
 Runs allowed:..... 12, vs Georgia (4/19)
 Earned runs:..... 11, vs Georgia (4/19)
 Walks allowed:..... 10, vs Alabama (4/25)
 Strikeouts:..... 18, vs Middle Tennessee (2/20)
 Hits allowed:..... 16, vs Georgia (4/18)
 Homers allowed:..... 4, vs Georgia (4/18)
 Wild pitches:..... 3, vs Georgia (4/19)
 Hit batters:..... 3, 3x (last vs LSU [5/2])

2009 Individual Game Highs

Batting

At bats:..... 7, Taryn Gray vs Ole Miss (3/7)
 Runs scored:..... 4, Kyndall White vs Ole Miss (3/7)
 Hits:..... 3, 11x (last Finney/Harrelson vs Alabama [4/25])
 RBIs:..... 4, Myesha Finney vs Eastern Kentucky (2/13)
 Doubles:..... 3, Kyndall White vs Western Kentucky (2/14)
 Triples:..... 1, twice (last Kyndall White vs Kentucky [3/16])
 Home runs:..... 2, Elizabeth Eisterhold vs Georgia (4/19)
 Total bases:..... 8, Elizabeth Eisterhold vs Georgia (4/19)
 Walks:..... 2, 20 times
 Strikeouts:..... 4, 4 times
 Sac hits:..... 2, Lindsey Harrelson vs South Carolina (3/29)
 Sac flies:..... 1, 11 times
 Stolen bases:..... 3, Myesha Finney vs Mercer (3/3)
 Hit by pitch:..... 3, Myesha Finney vs South Carolina (3/29)
 Caught stealing:..... 1, 14 times
 Runners LOB:..... 6, Elizabeth Eisterhold vs Tennessee (4/10)

Fielding

Putouts:..... 18, Elizabeth Eisterhold vs Middle Tennessee (2/20)
 Assists:..... 7, Kyndall White vs LSU (5/2)
 Errors:..... 2, 8 times
 Passed balls:..... 2, Elizabeth Eisterhold vs South Alabama (4/14)

Pitching

Innings pitched:..... 10.1, Anna Thompson vs Tennessee (4/11)
 Runs allowed:..... 12, Anna Thompson vs Georgia (4/19)
 Earned runs:..... 11, Anna Thompson vs Georgia (4/19)
 Walks allowed:..... 10, Anna Thompson vs Alabama (4/25)
 Strikeouts:..... 18, Anna Thompson vs Middle Tennessee (2/20)
 Hits allowed:..... 16, Holly Ragsdale vs Georgia (4/18)
 Homers allowed:..... 3, twice (last Anna Thompson vs Georgia [4/19])
 Wild pitches:..... 3, Anna Thompson vs Georgia (4/19)
 Hit batters:..... 3, twice (last Jenee Loree vs LSU [5/2])

The Last Time

Batting Superlatives

3 hits in one game M. Finney/L. Harrelson vs. No. 6 Alabama (gm. 2) (4/25/09)
 4 hits in one game Tatiana Fernandez vs. Arkansas (4/22/06)
 3 runs in one game Kyndall White vs. Kentucky (gm. 3) (5/4/08)
 4 runs in one game Kyndall White vs. Ole Miss (gm. 1) (3/7/09)
 5 runs in one game Kim Blair vs. Alabama A&M (2/14/99)
 2 doubles in one game Taryn Gray vs. Ole Miss (gm. 2) (3/7/09)
 3 doubles in one game Ashley Griffin vs. Mercer (2/8/03)
 2 triples in one game Myesha Finney vs. Boston College (3/5/06)
 2 HR in one game E. Eisterhold vs. No. 6 UGA (gm. 2) (4/18/09)
 3 HR in one game Mary Petrie vs. Tennessee (4/21/01)
 Solo home run Kyndall White vs. Mississippi St. (gm. 2) (4/22/09)
 Two-run home run E. Eisterhold vs. No. 20 LSU (gm. 2) (5/2/09)
 Three-run home run Tatiana Fernandez vs. Ole Miss (gm. 1) (3/7/09)
 Grand slam home run Myesha Finney vs. Eastern Kentucky (2/13/09)
 4 RBI in one game Myesha Finney vs. Eastern Kentucky (2/13/09)
 5 RBI in one game Holly Currie vs. Wichita State (2/7/04)
 6 RBI in one game Holly Currie vs. Alabama A&M (4/18/07)
 7 RBI in one game Holly Currie vs. Miami [Ohio] (2/10/06)
 8 RBI in one game Never
 9 RBI in one game Never
 10 RBI in one game Holly Currie vs. Alabama State (2/9/05)
 Hit for the cycle Holly Currie vs. Arkansas (3/12/05)
 2 stolen bases in one game Myesha Finney vs. Iowa\$ (5/17/09)
 3 stolen bases in one game Lindsey Harrelson vs. Ole Miss (3/18/07)
 Scored 10 or more runs 12, vs. S. Carolina (gm. 2) (3/29/09)
 Scored 15 or more runs 17, vs. Alabama A&M (4/18/07)
 Scored 20 or more runs 23, vs. Alabama A&M (2/14/99)
 Scored 25 or more runs 26, vs. Florida A&M (2/14/99)
 Had 10 or more hits 14, vs. Mississippi St. (gm. 2) (4/22/09)
 Had 15 or more hits 15, vs. Missouri-Kansas City (2/13/09)
 Had 20 or more hits 20, vs. Mercer (2/18/06)

Pitching Superlatives

No-hitter (individual) Jenee Loree vs. Austin Peay [7] (2/21/09)
 No-hitter (combined) Denisse Montalvo, Mary Petrie vs. Alabama A&M (2/14/99)
 Seven-inning no-hitter Jenee Loree vs. Austin Peay [7] (2/21/09)
 Extra innings no-hitter K. Keyes vs. Georgia Tech [10 inn.] (4/23/03)
 Perfect game Holly Currie vs. College of Charleston (2/11/05)
 One-hitter (individual) Anna Thompson vs. Middle Tennessee (2/20/09)
 One-hitter (combined) Lauren Schmalz [5.0], Anna Thompson [2.0] vs. Tennessee Tech (3/9/08)
 10 K's or more Anna Thompson vs. South Alabama [12] (4/14/09)
 12 K's or more Anna Thompson vs. South Alabama [12] (4/14/09)
 15 K's or more Anna Thompson vs. Middle Tennessee [18] (2/20/09)
 No walks allowed# Anna Thompson vs. No. 20 LSU (gm. 3) (5/3/09)

Team Superlatives

Season-opening winning streak 9 games (2/15/08-2/24/08)
 Extra innings victory 3-2, 8 inn. vs. Arkansas (gm. 1) (4/4/09)
 Extra innings loss 4-2, 8 inn. vs. No. 6 Alabama (gm. 2) (4/25/09)
 Was shut out 5-0, vs. Boston University\$ (5/17/09)
 Was shut out at home 10-0, 7 inn. vs. No. 6 UGA (gm. 2) (4/18/09)
 Was no-hit 6-0, vs. No. 6 Alabama (gm. 3) (4/26/09)

\$ NCAA Atlanta Regional

* SEC Tournament

Starting pitcher, going minimum 4.0 innings

2009 Pitching Breakdown

AUBURN

S O F T B A L L



#42 Anna Thompson

15-17 • 39 appearances • 28 starts • 199.1 IP • 131 hits • 72 walks • 269 strikeouts

Date	Opponent	W/L/S	IP	H	R	ER	BB	SO	ERA	Rec.
2/6	Jacksonville*	W	5.0	2	0	0	0	10	0.00	1-0
2/7	FIU*	-	6.0	5	1	1	0	8	0.64	1-0
2/7	North Glina	S	0.2	2	1	1	0	1	1.20	1-0
2/8	Louisville*	L	1.1	3	5	4	1	1	3.23	1-1
2/10	Jacksonville tate	W	4.0	0	0	0	3	4	2.47	2-1
2/11	Georgia tate	-	3.0	1	0	0	0	6	2.10	2-1
2/13	Eastern Kentucky*	W	7.0	4	1	1	5	4	1.81	3-1
2/14	Western Kentucky	W	4.0	3	2	1	1	5	1.81	4-1
2/15	Morehead tate	W	2.2	0	0	0	0	6	1.66	5-1
2/17	Troy	W	4.2	1	0	0	1	10	1.46	6-1
2/20	Winthrop	W	2.0	1	0	0	1	5	1.39	7-1
2/20	Middle Tennessee*	W	7.0	1	0	0	1	18	1.18	8-1
2/22	Purdue*	-	6.0	2	0	0	4	11	1.05	8-1
2/27	Nevada	-	1.2	1	0	0	1	3	1.02	8-1
2/27	Cal*	W	7.0	3	1	1	4	11	1.02	9-1
2/28	Cal-Poly*	L	5.0	4	4	3	3	9	1.25	9-2
3/1	Cal-Fullerton*	W	7.0	6	1	1	3	14	1.23	10-2
3/3	Mercer	L	2.0	2	1	0	0	5	1.20	10-3
3/3	Mercer*	L	4.1	2	1	1	0	6	1.22	10-4
3/14	Kentucky	L	3.0	2	2	2	1	3	1.34	10-5
3/17	Lipscomb*	W	7.0	3	1	1	2	10	1.32	11-5
3/28	South Glina*	W	7.0	4	2	2	4	9	1.37	12-5
3/29	South Glina*	L	4.0	3	2	2	3	6	1.45	12-6
4/1	Florida*	L	7.0	5	3	3	4	4	1.55	12-7
4/4	Arkansas*	W	8.0	5	3	3	0	13	1.62	13-7
4/5	Arkansas*	-	2.0	2	3	2	1	4	1.72	13-7
4/11	Tennessee*	L	10.1	9	2	2	3	12	1.69	13-8
4/14	South Alabama*	L	9.1	2	3	2	4	12	1.67	13-9
4/18	Georgia*	L	5.0	6	4	4	2	4	1.81	13-10
4/19	Georgia*	L	7.0	12	12	11	4	5	2.24	13-11
4/22	Mississippi tate*	L	9.1	7	2	0	1	7	2.11	13-12
4/25	Alabama*	L	7.2	4	4	1	10	2	2.05	13-13
4/26	Alabama	-	1.1	2	1	1	1	3	2.08	13-13
5/2	ISU*	W	7.0	3	1	1	1	9	2.04	14-13
5/3	ISU*	L	7.0	4	4	4	0	8	2.11	14-14
5/7	Florida*	L	6.0	4	3	3	1	7	2.16	14-15
5/15	Iowa*	W	7.0	3	0	0	1	8	2.08	15-15
5/16	Ga. Tech*	L	3.2	5	4	4	0	5	2.18	15-16
5/17	Boston Univ*	L	0.1	3	3	3	1	1	2.28	15-17



Anna Thompson was 1st in the SEC and 15th in the NCAA averaging 9.4 K's per seven innings in 2009.



#11 Holly Ragsdale

3-2 • 11 appearances • 4 starts • 44.2 IP • 63 hits • 10 walks • 17 strikeouts

Date	Opponent	W/L/S	IP	H	R	ER	BB	SO	ERA	Rec.
2/15	McNeese State*	W	5.1	6	6	5	3	6	6.56	1-0
2/7	North Carolina	-	0.1	4	4	4	0	0	84.00	0-0
3/3	Mercer	-	4.2	1	0	0	2	3	5.60	0-0
3/7	Ole Miss	W	7.0	7	3	1	1	4	2.92	1-0
3/8	Ole Miss*	W	4.0	5	3	1	3	0	2.62	2-0
3/15	Kentucky*	L	4.0	10	8	7	0	1	4.55	2-1
3/18	Alabama State*	W	7.0	6	0	0	0	6	3.37	3-1
3/29	South Carolina	-	3.0	3	3	0	1	0	3.03	3-1
4/10	Tennessee	-	3.2	2	0	0	0	1	2.70	3-1
4/18	Georgia	-	2.0	5	3	3	1	1	3.14	3-1
4/18	Georgia*	L	7.0	16	10	8	0	0	3.94	3-2
4/25	Alabama	-	2.0	4	4	4	2	1	4.39	3-2



#8 Jenee Loree

12-10 • 38 appearances • 27 starts • 174.0 • 143 hits • 66 walks • 170 strikeouts

Date	Opponent	W/L/S	IP	H	R	ER	BB	SO	ERA	Rec.
2/17	Furman*	W	7.0	2	0	0	0	3	0.00	1-0
2/6	Jacksonville	-	2.0	1	0	0	0	4	0.00	0-0
2/6	Texas A&M-CC*	W	7.0	0	0	0	4	8	0.00	1-0
2/7	FIU	W	3.0	0	0	0	1	6	0.00	2-0
2/7	North Carolina*	W	6.0	5	0	0	1	6	0.00	3-0
2/8	Louisville	-	4.2	2	0	0	1	3	0.00	3-0
2/10	Jacksonville State*	-	3.0	4	2	2	0	5	0.55	3-0
2/11	Georgia State*	W	4.0	3	0	0	2	4	0.47	4-0
2/13	Missouri-KC*	W	7.0	7	3	2	3	7	0.76	5-0
2/14	Western Kentucky*	-	4.0	4	1	1	1	2	0.86	5-0
2/15	Morehead State*	-	4.1	4	0	0	2	6	0.78	5-0
2/17	Troy*	-	4.1	6	2	1	0	4	0.85	5-0
2/20	Winthrop*	-	5.0	2	0	0	0	5	0.77	5-0
2/21	Austin Peay*	W	7.0	0	0	0	2	7	0.68	6-0
2/22	Purdue	L	1.0	4	3	3	0	3	1.01	6-1
2/27	Nevada*	L	4.1	5	5	4	1	2	1.37	6-2
2/28	Cal-Poly	-	2.0	3	2	0	0	2	1.33	6-2
2/28	Indiana*	W	7.0	2	1	0	2	8	1.20	7-2
3/3	Mercer*	-	2.1	5	6	6	2	1	1.71	7-2
3/3	Mercer	-	2.2	1	0	0	1	4	1.65	7-2
3/7	Ole Miss*	-	6.0	5	5	2	2	5	1.70	7-2
3/7	Ole Miss*	W	7.0	5	3	3	1	8	1.79	8-2
3/8	Ole Miss	S	3.0	3	2	2	1	1	1.88	8-2
3/14	Kentucky*	-	3.1	4	2	2	3	3	1.96	8-2
3/16	Kentucky*	L	4.1	5	8	2	3	5	2.01	8-3
3/18	Tennessee St.*	W	5.0	2	0	0	1	2	1.92	9-3
3/29	South Carolina*	W	6.0	4	4	2	4	3	1.94	10-3
4/1	Florida*	L	7.0	8	7	7	3	3	2.23	10-4
4/4	Arkansas*	L	6.0	5	4	4	3	8	2.35	10-5
4/5	Arkansas	W	5.0	5	1	1	3	6	2.31	11-5
4/10	Tennessee*	L	2.1	6	5	4	4	2	2.48	11-6
4/11	Tennessee*	L	6.1	7	3	3	4	5	2.51	11-7
4/14	South Alabama	-	0.2	2	0	0	0	2	2.50	11-7
4/22	Mississippi State*	W	7.0	5	3	0	1	7	2.39	12-7
4/25	Alabama*	L	3.2	5	4	4	0	3	2.51	12-8
4/26	Alabama*	L	4.2	5	5	2	3	1	2.53	12-9
5/2	ISU*	L	7.0	6	3	3	3	5	2.55	12-10
5/16	Ga. Tech	-	3.1	0	0	0	3	5	2.50	12-10
5/17	Boston Univ.	-	5.2	3	2	2	1	9	2.49	12-10



SEC Softball will celebrate its 14th year of existence in 2010 and has established itself as one of the leading conferences in the sport.

The Southeastern Conference qualified a record nine teams for the 2009 NCAA Tournament - Alabama, Arkansas, Auburn, Florida, Georgia, Kentucky, LSU, Mississippi State, and Tennessee, as the conference made its 12th overall, seventh consecutive, Women's College World Series appearance.

For the second consecutive year, Florida received the No. 1 national seed, while the SEC grabbed four total national seeds: No. 4 Alabama, No. 6 Georgia and No. 13 Tennessee.

The highlight of the season was when the SEC advanced a league record, three of the final four teams, to the WCWS: Florida, Alabama and Georgia.

Florida claimed its second consecutive SEC title and tournament title with a 26-1 record. The Gators posted a 63-5 overall record. Florida's Tim Walton was named Coach of the Year while Stacey Nelson earned Pitcher of the Year honors. Alabama's Charlotte Morgan was named Player of the Year and the Tide's Amanda Locke captured Freshman of the Year honors. Tennessee's Lillian Hammond was selected as Scholar-Athlete of the Year.

Softball came under the auspices of the Southeastern Conference in the 1996-97 season. Since that time, 10 different conference teams have made appearances in the NCAA Championship, including six teams earning Women's College World Series berths - one by South Carolina in the inaugural season, Alabama in 2000, 2003, 2005, 2006, 2008, 2009, Florida in 2008 and 2009, Georgia in 2009, LSU in 2001 and 2004 and Tennessee in 2005, 2006 and 2007.

Eight teams (Alabama, Auburn, Florida, Georgia, LSU, Mississippi State, South Carolina and Tennessee) have made Top 25 appearances and six teams have climbed into the Top 10 (Alabama, Florida, Georgia, LSU, South Carolina and Tennessee) of the NFCA/USA Today Poll. At least one SEC team has been ranked in the poll each week since the inception of SEC Softball.

South Carolina is the flagship team of the league with a rich history in softball dating back 35 seasons. The Gamecocks have made 15 NCAA Regional and three Women's College World Series appearances.

Mississippi State played softball for five seasons during the 1980's before resuming the sport when it was added to the SEC. Tennessee added softball in 1995-96, one year before its inception in the SEC.

Alabama, Arkansas, Auburn, Florida, Georgia, Kentucky, LSU and Ole Miss began softball programs in 1996-97 to give the league 11 representatives (Vanderbilt does not sponsor softball).

The 1999 season was the first in which the conference was eligible for an automatic berth to the NCAA Championships. As the sport continues to grow in competitiveness and popularity, the SEC has had six different regular season champions and five different conference tournament champions.

Noting the Southeastern Conference

- 72 NCAA Regional Appearances
- 17 NCAA Super Regional Appearances
- 15 Women's College World Series Appearances
- 201 NCAA Wins (includes Regional, Super Regional and WCWS)
- The SEC had three of the final four teams in the 2009 WCWS
- The three teams that advanced to the WCWS in 2009 is a league record.
- A record nine teams advanced to the NCAA Championships in 2009
- 10 different SEC teams have played in the NCAA Softball Championships
- Florida is the first SEC team to claim the No. 1 national seed and earned that honor again in 2009
- SEC teams have been ranked in every NFCA/USA Today poll since the inception of SEC softball
- More than 166,621 fans attended SEC home softball games last season. Alabama led the league in average attendance with 1919 per date, 49,910 total.
- The SEC has made 54 appearances on FOX Sports Net South, including the last 10 SEC Tournament Championship Games. 2010 will be the first year of the new SEC/ESPN TV contract. SEC softball coverage will be seen more than any other league in the sport thanks to agreements with ESPN, ESPN2, ESPNU, FSN and CSS.
- The SEC five national Player of the Week honors by four different players (two NFCA, three USA Softball)
- The SEC had three teams, a league record, ranked in the top five in both final polls: 2) Florida, 3) Alabama, 4) Georgia
- In 2009, six SEC student-athletes were named NFCA First-Team All-Americans. Overall, a record 14 players were named to first, second and third teams combined. The previous best was 13 in 2008.
- The SEC has earned 109 NFCA All-America honors since 1997. 48 First-Team selections, 38 Second-Team selections, 23 Third-Team selections.
- In 2009, an SEC team held the No. 1 spot in the USA Today/NFCA poll 17 weeks (13-UF, 4-UA) and the USA Softball/ESPN.com poll 14 weeks (12-UF, 2-UA).

The SEC's mission statement reflects the priorities of the league. "The purpose of the Southeastern Conference is to assist its member institutions in the maintenance of programs of intercollegiate athletics which are compatible with the highest standards of education and competitive sports."

SEC Staff:

- Mike Slive, Commissioner
- Mark Womack, Executive Associate Commissioner
- Mark Whitworth, Associate Commissioner (External Affairs)
- Charles Bloom, Associate Commissioner (Media Relations)
- Debbie Corum, Associate Commissioner (Sports Admin.)
- Greg Sankey, Associate Commissioner (Compliance)
- Craig Mattox, Assistant Commissioner (Championships)
- Gil Grimes, Assistant Commissioner (Legislative Svcs.)
- Laronica Conway, Assistant Commissioner (Championships)

Ayanna Wakefield, SEC Softball Media Relations Contact
awakefield@sec.org
(205) 458-3000

2009 SEC Final Standings

West	SEC				Overall				Home	Road	Neutral	vs. T25	L10
	W	L	T	Pct.	W	L	T	Pct.					
Alabama*	21	6	0	.778	54	11	0	.831	31-1	11-6	12-4	14-9	7-3
LSU	15	10	1	.596	34	18	1	.651	19-8-1	13-8	2-2	5-10-1	5-5
Arkansas	10	16	0	.385	27	29	0	.482	9-8	9-14	9-7	2-13	2-8
Auburn	9	19	0	.321	30	29	0	.508	14-12	9-12	7-5	3-15	2-8
Miss. State	8	19	0	.296	28	28	0	.500	17-11	7-11	4-6	4-14	4-6
Ole Miss	7	20	0	.259	23	29	0	.442	9-10	8-15	6-4	5-14	5-5

East	SEC				Overall				Home	Road	Neutral	vs. T25	L10
	W	L	T	Pct.	W	L	T	Pct.					
Florida*^&	26	1	0	.963	63	5	0	.926	39-2	15-0	9-3	22-4	8-2
Georgia	18	7	0	.720	47	12	0	.797	27-2	10-5	10-5	15-9	8-2
Tennessee	12	12	1	.500	40	18	1	.686	19-7	8-8-1	13-3	8-11-1	4-6
Kentucky	13	14	0	.481	34	23	0	.596	12-5	13-13	9-5	3-16	5-5
South Carolina	6	21	0	.222	21	24	0	.467	12-10	3-13	6-1	3-12	3-7

* Division Champion; ^ SEC Champion; & SEC Tournament Champion

SEC Weekly Awards

Player of the Week

- Week**
- 1 Tiffany Huff, Tennessee
 - 2 Francesca Enea, Florida
 - 3 Alisa Goler, Georgia
 - 4 Francesca Enea, Florida
 - 5 Kristin Schnake, Georgia
 - 6 Jessica Spigner, Tennessee
 - 7 Rachel Mitchell, LSU
 - 8 Ali Bainbridge, Mississippi St.
 - 9 Lauren Grill, Ole Miss
 - 10 Nicole Kajitani, Tennessee
 - 11 Charlotte Morgan, Alabama
 - 12 Molly Johnson, Kentucky
 - 13 Taylor Schlopy, Georgia

Pitcher of the Week

- Week**
- 1 Becky Nye, Ole Miss
 - 2 Stephanie Brombacher, Florida
 - 3 Anna Thompson, Auburn**
 - 4 Stacey Nelson, Florida
 - 5 Kelsi Dunne, Alabama
 - 6 Stacey Nelson, Florida
 - 7 Miranda Dixon, Arkansas
 - 8 Christie Hamilton, Georgia
 - 9 Kelsi Dunne, Alabama
 - 10 Audrey Broyles, South Carolina
 - 11 Stacey Nelson, Florida
 - 12 Kelsi Dunne, Alabama
 - 13 Christie Hamilton, Georgia

Freshman of the Week

- Week**
- 1 Jenee Loree, Auburn**
 - 2 Amanda Locke, Alabama
 - 3 Cat Hosfield, Tennessee
 - 4 Chanda Bell, Kentucky
 - 5 Ka'ili Smith, Mississippi St.
 - 6 Chanda Bell, Kentucky
 - 7 Brittany Griffiths, Arkansas
 - 8 Lindsey Dunlap, Mississippi St.
 - 9 Cassandra Reilly-Boccia, Alabama
 - 10 Juliana Santos, LSU
 - 11 Lindsey Dunlap, Mississippi St.
 - 12 Rachel Riley, Kentucky
 - 13 Ka'ili Smith, Mississippi St.

2009 SEC Season Awards

Player of the Year: Charlotte Morgan, Alabama
Pitcher of the Year: Stacey Nelson, Florida
Coach of the Year: Tim Walton, Florida
Freshman of the Year: Amanda Locke, Alabama
Scholar-Athlete of the Year: Lillian Hammond, Tennessee

First-Team All-SEC

P - Stacey Nelson, Florida
 P - Kelsi Dunne, Alabama
 C - Chelsea Bramlett, Mississippi State
 IF - Molly Johnson, Kentucky
 IF - Aja Paculba, Florida
 IF - Alisa Goler, Georgia
 IF - Kelley Montalvo, Alabama
 OF - Brittany Rogers, Alabama
 OF - Taylor Schlopy, Georgia
 OF - Kelsey Bruder, Florida
 OF - Kirsten Shortridge, LSU
 DP/UT - Charlotte Morgan, Alabama

Second-Team All-SEC

P - Stephanie Brombacher, Florida
 P - Christie Hamilton, Georgia
 C - Megan Yocke, Kentucky
 IF - Ali Gardiner, Florida
 IF - Tiffany Huff, Tennessee
 IF - Megan Bush, Florida
 IF - Brianna Hesson, Georgia
 OF - Francesca Enea, Florida
 OF - Ka'ili Smith, Mississippi State
 OF - Jazz Jackson, LSU
OF - Myesha Finney, Auburn
 DP/UT - Lauren Grill, Ole Miss

SEC All-Defensive Team

P - Stacey Nelson, Florida
 C - Ashley Holcombe, Alabama
 1B - Ali Gardiner, Florida
 2B - Aja Paculba, Florida
 SS - Kristin Schnake, Georgia
 3B - Kelley Montalvo, Alabama
LF - Myesha Finney, Auburn
 LF - Adele Voigt, South Carolina
 CF - Brittany Rogers, Alabama
 RF - Kelsey Bruder, Florida

2009 SEC Tournament

May 7-9 • Knoxville, Tenn.
Winner: Florida

Thursday, May 7

Game 1: (6) Kentucky 2, (3) Georgia 0
 Game 2: (2) Alabama 8, (7) Arkansas 0
Game 3: (1) Florida 3, (8) Auburn 0
 Game 4: (5) Tennessee 6, (4) LSU 5

Friday, May 8

Game 5: (2) Alabama 2, (6) Kentucky 1
 Game 6: (1) Florida 11, (5) Tennessee 3

Saturday, May 9 (Championship Game)

Game 7: (1) Florida 8, (2) Alabama 5

SEC All-Tournament Team

MVP: Kristina Hilberth, UF
 Molly Johnson, UK
 Rachel Riley, UK
 Erinn Webb, UT
 Jen Lapicki, UT
 Charlotte Morgan, AL
 Lauren Parker, AL
 Ashley Holcombe, AL
 Aja Paculba, UF
 Kelsey Bruder, UF
 Corrie Brooks, UF
 Kristina Hilberth, UF

SEC In The NCAA Postseason

Team	W	L	Result
Florida	8	2	Lost WCWS
Alabama	7	2	Lost WCWS
Georgia	7	2	Lost WCWS
LSU	2	2	Lost Regional
Tennessee	2	2	Lost Regional
Kentucky	2	2	Lost Regional
Auburn	1	2	Lost Regional
Arkansas	0	2	Lost Regional
Mississippi State	0	2	Lost Regional

2009 SEC Statistics • Overall

Team Offense	Avg.	G	AB	R	H	2B	3B	HR	RBI	BB	SO	SB-ATT
Florida	.323	68	1702	431	550	89	14	86	395	274	307	93-120
Alabama	.319	65	1604	430	512	83	11	62	374	250	265	181-209
Georgia	.319	59	1451	373	463	81	17	85	342	191	253	78-88
Tennessee	.304	59	1578	311	479	73	17	44	280	169	306	118-134
LSU	.281	53	1397	249	392	43	9	31	214	167	232	46-57
Miss. t. S	.279	56	1449	236	404	62	9	18	200	114	284	101-117
Kentucky	.264	57	1465	255	387	69	15	39	217	153	256	81-102
Arkansas	.249	56	1399	229	349	70	9	48	214	151	310	31-39
Ole s Mis	.245	52	1359	182	333	40	9	25	160	142	265	36-44
Auburn	.235	59	1534	193	361	65	2	31	169	158	345	69-82
USC	.219	45	1166	122	255	42	7	13	110	94	245	13-19
Totals	.279		15681		4381		116		2605		2953	
		612		2935		699		465		1811		830-989

Team Pitching	ERA	W	L	G	CG	SHO	SV	IP	H	R	ER	BB	SO
Florida	0.69	63	5	68	52	39	4	444.0	250	67	44	81	547
Alabama	1.68	54	11	65	44	26	2	408.2	297	121	98	139	424
Georgia	2.44	47	12	59	33	20	2	375.1	283	141	131	168	248
LSU	2.48	34	18	53	25	7	3	356.1	299	169	126	178	327
Auburn	2.60	30	29	59	32	10	2	418.0	337	201	155	148	456
Tennessee	2.73	40	18	58	22	13	3	390.0	338	181	152	148	308
Kentucky	2.91	34	23	57	37	9	1	384.1	364	216	160	154	315
Ole s Mis	3.25	23	29	52	32	5	1	358.0	353	233	166	168	217
USC	3.32	21	24	45	9	5	6	312.0	343	181	148	112	222
Miss. t. S	3.76	28	28	56	27	9	5	368.2	402	232	198	126	260
Arkansas	4.75	27	29	56	27	6	4	357.0	435	290	242	198	247
Totals	2.71		219	612	329	144	33	4058.2	3598	1974	1569	1577	3466
		390											

2009 SEC Statistics • Conference Only

Team Offense	Avg.	G	AB	R	H	2B	3B	HR	RBI	BB	SO	SB-ATT
Florida	.318	27	691	172	220	37	4	37	161	123	109	27-37
Alabama	.287	27	662	155	190	33	3	23	140	107	104	61-71
Georgia	.283	25	612	131	173	25	5	35	121	64	103	33-37
LSU	.277	26	710	115	197	17	4	18	107	83	129	16-20
Tennessee	.271	25	661	108	179	28	9	17	98	78	136	39-47
Kentucky	.266	27	669	111	178	31	6	21	93	65	115	32-39
Miss. t. S	.250	27	695	85	174	18	2	5	69	50	164	36-42
Arkansas	.237	26	638	86	151	28	4	21	81	67	174	12-17
Auburn	.233	28	737	84	172	27	1	17	80	66	170	20-24
Ole s Mis	.219	27	713	77	156	16	4	12	66	78	142	14-18
USC	.198	27	687	56	136	26	1	5	50	54	141	3-6
Totals	.258		7475	1180	1926	286	43	211	1066	835	1487	293-358
		146										

Team Pitching	ERA	W	L	G	CG	SHO	SV	IP	H	R	ER	BB	SO
Florida	0.51	26	1	27	21	18	1	179.0	91	17	13	35	218
Alabama	1.94	21	6	27	16	9	0	173.0	130	61	48	68	189
Georgia	2.52	18	7	25	15	9	2	161.1	125	65	58	74	90
LSU	2.60	15	10	26	13	3	0	175.0	143	91	65	92	146
Tennessee	3.59	12	12	25	10	2	1	163.2	170	97	84	70	123
Auburn	3.66	9	19	28	19	0	1	197.0	198	138	103	81	162
Kentucky	3.77	13	14	27	17	2	0	176.1	191	126	95	93	140
Ole s Mis	4.37	7	20	27	14	0	0	187.1	217	157	117	90	102
Miss. t. S	4.52	8	19	27	19	1	0	176.2	215	134	114	68	99
USC	4.73	6	21	27	6	2	2	182.0	236	148	123	74	111
Arkansas	5.26	10	16	26	15	3	0	162.1	210	146	122	90	107
Totals	3.41		145	145	292	49	7	1933.2	1926	1180	942	835	1487
		145											

Batting

Batting Average

Chelsea Bramlett, MS	.486
Alisa Goler, UG	.464
Molly Johnson, UK	.433
Kirsten Shortridge, LS	.426
Taylor Schlopy, UG	.406

Slugging Percentage

Alisa Goler, UG	.994
Taylor Schlopy, UG	.819
Kelsey Bruder, UF	.713
Francesca Enea, UF	.713
Megan Bush, UF	.712

On-Base Percentage

Alisa Goler, UG	.551
Taylor Schlopy, UG	.550
Chelsea Bramlett, MS	.532
Tiffany Huff, UT	.522
Reilly-Boccia, UA	.505

Runs Scored

Taylor Schlopy, UG	71
Aja Paculba, UF	69
Kelley Montalvoa, UA	59
Chelsea Bramlett, MS	55
Kelsey Bruder UF	54

Hits

Chelsea Bramlett, MS	88
Molly Johnson, UK	81
Kirsten Shortridge, LS	80
Kelly Grieve, UT	79
Aja Paculba, UF	75

Runs Batted In

Alisa Goler, UG	83
Francesca Enea, UF	70
Kelsey Bruder, UF	68
Tiffany Huff, UT	67
Charlotte Morgan, UA	59

Doubles

Alisa Goler, UG	17
Brianna Hesson, UG	17
Kelsey Bruder, UF	17
Reilly-Boccia, UA	16
2 others tied with	15

Triples

Erinn Webb, UT	5
Megan Yocke, UK	5
Aja Paculba, UF	5
5 others tied with	4

Home Runs

Alisa Goler, UG	24
Francesca Enea, UF	18
Megan Bush, UF	16
Kelsey Bruder, UF	16
Taylor Schlopy, UG	15

Walks

Kelley Montalvo, UA	52
Aja Paculba, UF	49
Francesca Enea, UF	48
Tiffany Huff, UT	43
Reilly-Boccia, UA	40

Stolen Bases

Chelsea Bramlett, MS	54
Brittany Rogers, UA	52
Kelly Grieve, UT	39
Jennifer Fenton, UA	30
Lillian Hammond, UT	27
Aja Paculba, UF	27

Pitching

Earned Run Average

Stacey Nelson, UF	0.61
Stephanie Brombacher, UF	0.84
Kelsi Dunne, UA	1.63
Charlotte Morgan, UA	1.80
Christie Hamilton, UG	1.95

Opponent BA

Stephanie Brombacher, UF	.161
Stacey Nelson, UF	.162
Anna Thompson, AU	.181
Kelsi Dunne, UA	.181
Christie Hamilton, UG	.190

Strikeouts

Stacey Nelson, UF	357
Anna Thompson, AU	269
Kelsi Dunne, UA	258
Cat Hosfield, UT	221
Chanda Bell, UK	216

Strikeouts Looking

Stacey Nelson, UF	79
Kelsi Dunne, UA	79
Stephanie Brombacher, UF	77
Anna Thompson, AU	66
Becky Nye, UM	59

Innings Pitched

Stacey Nelson, UF	285.1
Cat Hosfield, UT	257.1
Becky Nye, UM	230.0
Lindsey Dunlap, MS	217.2
Kelsi Dunne, UA	215.1

Fielding

Runners Thrown Out

Elizabeth Eisterhold, AU	22
Whitney Cloer, AR	17
P.J. Fulmer, SC	15
3 others tied with	14

NCAA Leaders

Earned Run Average

	Rank	
Stacey Nelson, Florida	1	0.61
Stephanie Brombacher, Florida	3	0.84
Kelsi Dunne, Alabama	38	1.63
Charlotte Morgan, Alabama	66	1.80
Christie Hamilton, Georgia	89	1.95
Anna Thompson, Auburn	132	2.28
Rachel Riley, Kentucky	142	2.35
Brittany Mack, LSU	145	2.36
Cody Trahan, LSU	167	2.48
Jenee Loree, Auburn	170	2.49

Strikeouts Per Seven Innings

Anna Thompson, Auburn	15	9.4
Stacey Nelson, Florida	22	8.8
Chanda Bell, Kentucky	29	8.4
Kelsi Dunne, Alabama	30	8.4
Stephanie Brombacher, Florida	31	8.4
Brittany Mack, LSU	67	7.4
Jenee Loree, Auburn	96	6.8
Cody Trahan, LSU	115	6.6
Audrey Broyles, South Carolina	125	6.3
Charlotte Morgan, Alabama	139	6.0

Strikeouts

Stacey Nelson, Florida	6	357
Anna Thompson, Auburn	24	269
Kelsi Dunne, Alabama	27	258
Cat Hosfield, Tennessee	48	221
Chanda Bell, Kentucky	50	216
Stephanie Brombacher, Florida	76	190
Jenee Loree, Auburn	108	170
Christie Hamilton, Georgia	115	164
Lindsey Dunlap, Mississippi St.	119	161
Cody Trahan, LSU	145	141



Elizabeth Eisterhold led the SEC with 22 base runners thrown out in 2009.

SEC No-Hitters

Player	Opponent	Score	Date
Jenee Loree, AU	Texas A&M-CC	2-0	2/6
Christie Hamilton, UG	CS-Northridge	8-0 (6)	2/7
Hosfield/Ward, UT	San Jose St.	16-0 (5)	2/7
Stephanie Brombacher, UF	Coastal Carolina	8-0 (6)	2/13
Brittany Mack, LS	Texas State	8-0 (5)	2/21
Jenee Loree, AU	Austin Peay	5-0	2/21
Stacey Nelson,	UF Ole Miss	4-0	3/15
Chanda Bell, UK	Western Kentucky	1-0	3/26
Kelsi Dunne, UA	Kentucky	2-1	4/14
Charlotte Morgan, UA	Georgia Tech	10-0 (6)	4/22
Kelsi Dunne, UA	Auburn	6-0	4/26
Stacey Nelson, UF	Arkansas	6-0	4/26
Hamilton/McCloud, UG	Arkansas	8-0 (5)	5/2
Kelsi Dunne, UA	Jacksonville St	9-0 (5)	5/22
Kelsi Dunne, UA	Jacksonville St.	9-0 (5)	5/23

SEC Grand Slams

Player	Opponent	Date
A. Young, LSU	UAB	2/5
J. Bailey, MS	La.-Monroe	2/7
M. Finney, AU	Eastern Kentucky	2/13
F. Enea, UF	FAU	2/14
F. Enea, UF	South Alabama	2/14
C. Brooks, UF	Georgia Tech	2/15
M. Bush, UF	Arizona State	2/19
A. Goler, UG	IUPUI	2/21
B. Robison, AR	Bradley	2/27
D. Mordeci, UK	Centenary	2/28
W. Cloer, AR	Drake	3/6
J. Santos, LSU	Kentucky	3/8
J. Robison, AR	Oklahoma State	3/8
C. Brooks, UF	Georgia	3/11
J. Bachkora, AR	Mississippi State	3/17
C. Brooks, UF	Tennessee	3/21
M. Wiggins, UG	Furman	4/1
F. Enea, UF	Mississippi State	4/1
K. Bruder, UF	Mississippi State	4/4
M. Johnson, UK	Ole Miss	4/5
Tori Moody, UG	Auburn	4/19
K. Bruder, UF	Arkansas	4/25
R. Riley, UK	Mississippi State	4/25
K. Shortridge, LS	South Carolina	4/25
M. Yocke, UK	Mississippi State	4/26
C. Brooks, UF	Longwood	5/2
M. Bush, UF	Alabama	5/9
A. Young, LSU	Arizona State	5/16
A. Langoni, LSU	Arizona State	5/16
J. Lunceford, UA	Arizona State	5/30
A. Gardiner, UF	Alabama	5/31

The SEC vs.

ACC 11-2	MEAC 1-0
America East 0-1	Missouri Valley 5-4
Atlantic 10 2-1	Mountain West 8-1
Atlantic Sun 15-4	Northeast 1-0
Big 10 12-7	Ohio Valley 16-4
Big 12 23-6	Pac-10 14-17
Big East 7-5	Pacific Coast 2-1
Big South 7-1	Patriot 1-0
Big West 8-1	Southern 10-1
Colonial Athletic 3-0	Southland 14-3
Conference USA 17-4	Summit 7-0
Horizon 3-0	Sun Belt 20-6
MAAC 2-0	SWAC 11-0
Mid-American 9-0	WAC 11-2
	Independent 5-1

SEC Multiple Hit Games Leaders

All Games

Chelsea Bramlett, MS 28
 Molly Johnson, UK 27
 Kirsten Shortridge, LS 26
 Kelly Grieve, UT 25
 Alisa Goler, UG 23
 Aja Paculba, UF 22
 Brittany Rogers, UA 21
 Meagan Aull, UK 20
 Kristina Hilberth, UF 19
 Kelsey Bruder, UF 18
 Taylor Schlopy, UG 18
 Jessica Spigner, UT 16
 Charlotte Morgan, UA 15
 Lillian Hammond, UT 15
 Lauren Parker, UA 14
 Whitney Cloer, AR 14
Kyndall White, AU 14
 Tiffany Huff, UT 14
 Cassandra Reilly-Boccia, UA 13
 Ali Gardiner, UF 13
 Francesca Enea, UF 13
 Brianna Hesson, UG 13
 Megan Yocke, UK 13
 Jazz Jackson, LS 13
 Juliana Santos, LS 13
 Lisa Conchos, UM 13
 Jen Lapicki, UT 13
Elizabeth Eisterhold, AU 12
Myesha Finney, AU 12
Tatiana Fernandez, AU 12
 Megan Bush, UF 12
 Corrie Brooks, UF 12
 Kristin Schnake, UG 12
 Lauren Grill, UM 12
 Ka'ili Smith, MS 12
 Corrine Doornberg, UM 11
 Ali Bainbridge, MS 11
 Ashley Andrews, UT 11
 Erinn Webb, UT 11
 Jessica Bachkora, AR 10
 Tori Mort, AR 10
 Ashley Applegate, LS 10

Conference Games Only

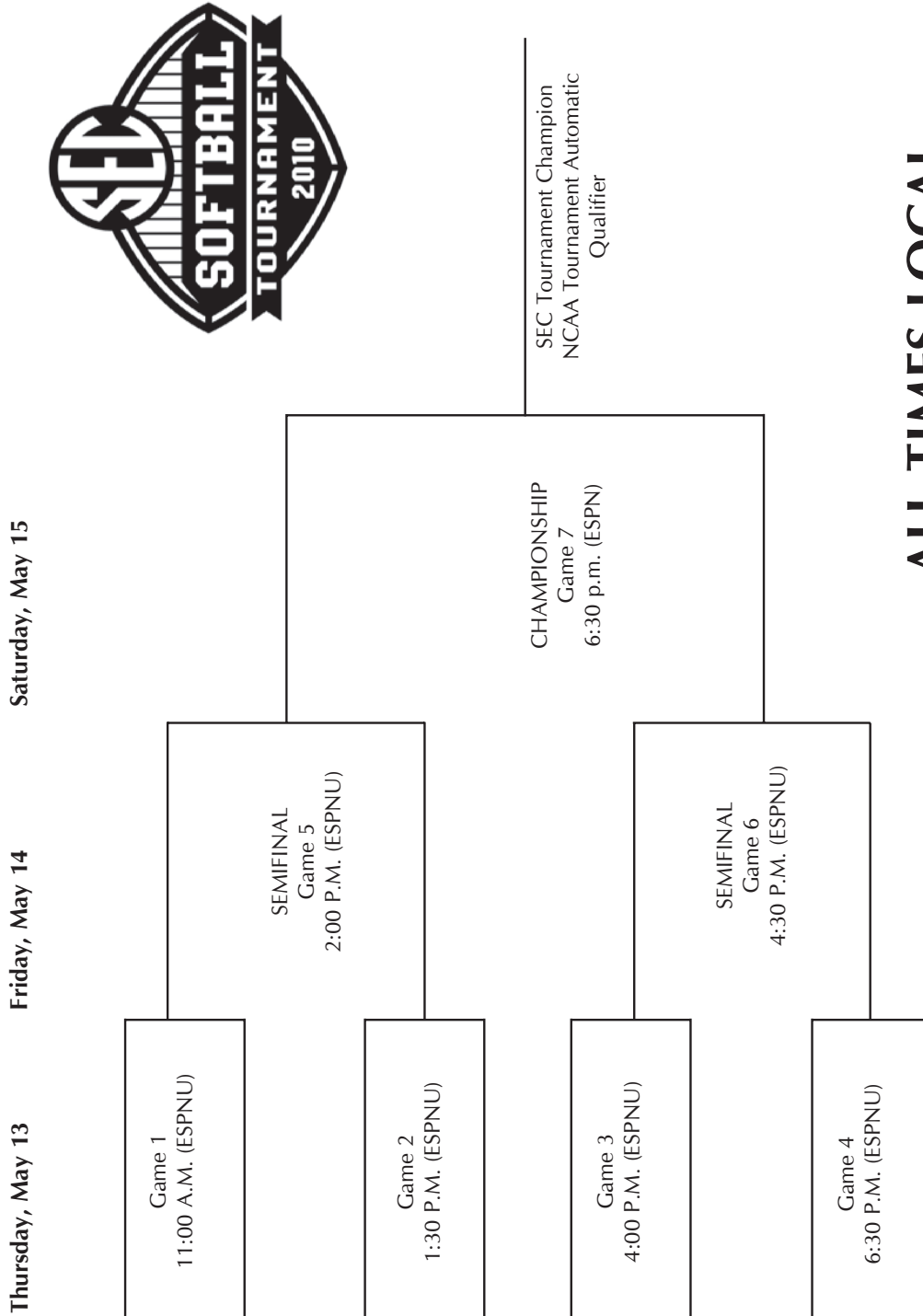
Kirsten Shortridge, LS 14
 Chelsea Bramlett, MS 13
 Molly Johnson, UK 12
 Aja Paculba, UF 11
 Megan Yocke, UK 10
 Charlotte Morgan, UA 9
 Alisa Goler, UG 9
 Megan Aull, UK 9
 Jen Lapicki, UT 9
 Brittany Rogers, UA 8
 Kelsey Bruder, UF 8
 Jazz Jackson, LS 8
Myesha Finney, AU 8
 Taylor Schlopy, UG 7
 Lauren Grill, MS 7
 Ka'ili Smith, MS 7
Elizabeth Eisterhold, AU 6
Tatiana Fernandez, AU 6
 Kristina Hilberth, UF 6
 Ali Gardiner, UF 6
 Megan Bush, UF 6
 Ashley Applegate, LS 6
 Juliana Santos, LS 6
 Lisa Conchos, UM 6
 Ashley Holcombe, UA 5
 Kayla Johnson, AR 5
 Whitney Cloer, AR 5
Amber Harrison, AU 5
 Brittany Cervante, UK 5
 Anissa Young, LS 5
 Kelly Grieve, UT 5



Kyndall White led the 'Tigers with 14 multi-hit games in 2009.

2010 SEC SOFTBALL TOURNAMENT

May 13-15 • Bogle Park • Fayetteville, Ark.



ALL TIMES LOCAL

Seeding for the tournament will be as follows: The tournament will be seeded 1-8, regardless of division, based on conference winning percentage. The bracket is subject to change based on the seed of the host school.

Team

Batting

Most At-Bats	52, 2x (last vs. Ole Miss gm. 1 [3/7/09])
Most Runs Scored	26, vs. Alabama A&M [2/14/99]
Most Hits	21, 2x (last vs. Tennessee [3/25/00])
Most RBI	22, vs. Alabama A&M [2/14/99]
Most Doubles	10, vs. Wichita State [2/19/00]
Most Triples	3, vs. Ole Miss [3/31/01]
Most Home Runs	5, vs. Miami (Ohio) [2/10/06]
Most Total Bases	31, vs. Miami (Ohio) [2/10/06]
Most Walks	10, vs. Alabama A&M [2/14/99]
Most Strikeouts	19, vs. Tennessee [4/21/07]
Most Sac Hits	5, 3x (last vs. North Carolina [2/23/07])
Most Stolen Bases	8, vs. Alabama A&M [2/14/99]
Most HBP's	5, 2x (last vs. South Florida [3/2/07])
Most Runners LOB	15, vs. Troy State [3/3/98]

Fielding

Most Putouts	39, 3x (last vs. Ole Miss gm. 1 [3/7/09])
Most Assists	21, vs. Arkansas [3/24/01]
Most Errors	7, vs. Minnesota [2/27/98]
Most Double Plays Turned	2, 8x (last vs. UC Davis [2/26/05])

Pitching

Most Runs Allowed	16, vs. Iowa [3/6/05]
Most Earned Runs Allowed	16, vs. Iowa [3/6/05]
Most Hits Allowed	18, vs. LSU [3/19/99]
Most Strikeouts	18, vs. Middle Tennessee [2/20/09]
Most Walks Allowed	12, vs. Evansville [2/11/06]

Miscellaneous

Longest Game	5:00, vs. Alabama A&M [2/14/99]
Shortest Game	1:05, at Georgia [3/17/01]
Most Innings	13, 3x (last vs. Ole Miss gm. 1 [3/7/09])
Longest Winning Streak	11 games [2/20/04-3/20/04]
Longest Home Winning Streak	10 games, 2x [2/1/02-3/13/02, 2/19/05-3/19/05]
Longest Road Winning Streak	Eight games [2/28/04-3/28/04]
Longest Losing Streak	10 games [4/7/01-4/21/01]
Longest Home Losing Streak	Eight games [3/29/09-5/2/09]
Longest Road Losing Streak	Seven games [4/4/98-4/13/98]
Largest Winning Margin	26, vs. Alabama A&M [26-0, 2/14/99]
Largest Losing Margin	15, vs. Iowa [1-16, 3/6/05]
Highest Attendance, Home	1,723 vs. Alabama [4/13/08]
Highest Attendance, Road	3122 vs. No. 6 Alabama [4/25/09]
Highest Attendance, Neutral	1,358 vs. Ohio State (Tucson Regional)-5/20/06]

Individual

Batting

Most At-Bats	7, 3x (last Kyndall White vs. Ole Miss gm. 1 [3/7/09])
Most Runs	5, Kim Blair vs. Alabama A&M [2/14/99]
Most Hits	4, 11 x (last by Tatiana Fernandez vs. Arkansas [4/22/06])
Most RBI	10, Holly Currie vs. Alabama State [2/9/05]
Most Doubles	3, 3x (last by Kyndall White vs. WKU [2/14/09])
Most Triples	2, Myesha Finney vs. Boston College [3/5/06]
Most Home Runs	3, Mary Petrie vs. Tennessee [4/21/01]
Most Total Bases	12, 2x (last by Holly Currie vs. Alabama State [2/9/05])
Most Walks	4, Kristina McCain vs. Mercer [2/18/06]
Most Strikeouts	4, 6x (last K. Colton/M. Finney vs. UK [3/14/09])
Most Sac Hits	2, 9x (last by Lindsey Harrelson vs. South Carolina gm. 2 [3/29/09])
Most Stolen Bases	3, 3x (last by Lindsey Harrelson vs. Ole Miss [3/18/07])
Most HBP's	3, 2x, Myesha Finney vs. South Carolina gm. 2 [3/29/09] Myesha Finney vs. Troy [3/7/07]

Fielding

Most Putouts	19, Sara Dean vs. Hofstra [5/20/04]
Most Assists	8, Kimball Pratt vs. Ohio State [2/11/01]
Most Errors	3, 2x (last by Lindsey Harrelson vs. LSU [3/31/07])

Pitching

Most Innings	13, Jen Lofton vs. Florida State [4/15/00]
Most Runs Allowed	12, 2x (last by Anna Thompson vs. UGA gm. 3 [4/19/09])
Most ER Allowed	11, 2x (last by Anna Thompson vs. UGA gm. 3 [4/19/09])
Most Walks Allowed	10, Anna Thompson vs. Alabama gm. 2 [4/25/09]
Most Strikeouts	18, Anna Thompson vs. Middle Tennessee [2/20/09]
Most Hits Allowed	16, Holly Ragsdale vs. Georgia gm. 2 [4/18/09]

Auburn Cycles

3/12/05	Holly Currie vs. Arkansas 4 AB, 4 H, 1B, 2B, 3B, HR, 1 R, 6 RBI
---------	---

'The 2009 'Tigers tied the team record for longest game, going 13 innings against Ole Miss in game one of a double-header on March 7.

Auburn had a season-high of 1,642 fans come out to see the 'Tigers take on the Georgia Bulldogs on April 18, 2009. The total was just under the home attendance record of 1,723 set against Alabama in 2008.

Single-Season Records

AUBURN

S O F T B A L L ™

Batting Average

1. Mary Petrie	2000	.454
2. Holly Currie	2005	.394
3. Ashley Moore	2001	.383
4. Mary Petrie	2001	.381
5. Paige Jones	2005	.376
6. Jen Kraemer	2001	.362
7. Sara Ghezzi	2006	.357
8. Sara Dean	2005	.360
9. Kristina McCain	2006	.355
Jen Kraemer	2000	.355

Games

1. Ashley Camp	1997	69
Kim Blair	1997	69
3. Sara Dean	2005	68
Sara Ghezzi	2005	68
Ashley Griffin	2005	68
Amy Shaw	2005	68
Lauren Walton	2005	68
8. Holly Currie	2005	67
9. Lolani Alvarez	2005	66
Amy Dalsing	1997	66

Games Started

1. Ashley Camp	1997	69
2. Kim Blair	1997	68
Sara Dean	2005	68
Ashley Griffin	2005	68
Sara Ghezzi	2005	68
6. Holly Currie	2005	67
Amy Shaw	2005	67
Lauren Walton	2005	67
9. Amy Dalsing	1997	66
10. Four tied		65

At Bats

1. Kim Blair	1997	236
2. Ashley Griffin	2005	213
Ashley Moore	2000	213
4. Ashley Moore	2001	209
5. Michelle Martin	2000	207
6. Ashley Camp	1997	202
7. Kyndall White	2009	200
8. Sara Dean	2005	197
Jen Kraemer	2000	197
10. Jen Kraemer	2001	196

Hits

1. Kim Blair	1997	81
2. Ashley Moore	2001	80
3. Holly Currie	2005	76
4. Sara Dean	2005	71
Jen Kraemer	2001	71
6. Jen Kraemer	2000	70
7. Mary Petrie	2001	69
8. Paige Jones	2005	67
9. Ashley Moore	2000	66
10. Kasey Angulo	2002	64

Runs

1. Ashley Griffin	2005	56
2. Kristina McCain	2005	55
3. Ashley Moore	2002	50
Ashley Moore	2001	50
5. Sara Dean	2005	46
6. Shannon Anderson	2002	45
7. Kristina McCain	2006	43
Kim Blair	1997	43
8. Ashley Moore	2000	40
10. Marcella Passarelli	1999	39

Runs Batted In

1. Holly Currie	2005	65
2. Paige Jones	2005	46
3. Sara Dean	2005	44
4. Mary Petrie	2003	43
5. Tatiana Fernandez	2006	41
Kasey Angulo	2002	41
7. Ashley Moore	2001	40
Mary Petrie	1999	40
9. Mary Petrie	2001	39
10. Michelle Martin	2001	37

Doubles

1. Ashley Moore	2001	22
2. Ashley Camp	1997	21
3. Holly Currie	2005	20
4. Ashley Griffin	2003	17
Jen Kraemer	2000	17
Ashley Moore	2000	17
7. Kasey Angulo	2002	16
8. Sara Ghezzi	2005	15
9. Mary Petrie	2001	14
Michelle Martin	2000	14
Sara Dean	2004	14

Triples

1. Sara Dean	2005	4
2. Brittany Scott	2008	3
Myesha Finney	2006	3
Lolani Alvarez	2005	3
Lauren Walton	2005	3
Amy Shaw	2005	3
Ashley Camp	1997	3
8. Myesha Finney	2008	2
Kyndall White	2008	2
Ashley Griffin	2004	2
Sara Dean	2004	2
Jen Kraemer	2000	2
Chris Steiner	1999	2

Home Runs

1. Holly Currie	2005	17
Ashley Moore	2002	17
3. Paige Jones	2005	13
Mary Petrie	2001	13
5. Mary Petrie	1999	12
6. Ashley Moore	2001	11
7. Michelle Martin	2001	10
Mary Petrie	2000	10
9. Holly Currie	2007	9
Kasey Angulo	2002	9

Walks

1. Ashley Moore	2002	39
2. Kristina McCain	2006	36
3. Kristina McCain	2005	33
4. Tatiana Fernandez	2008	32
5. Mary Petrie	2001	31
6. Jennifer Page	1997	30
7. Holly Currie	2006	28
8. Holly Currie	2005	27
Paige Jones	2005	27
10. Tatiana Fernandez	2007	25
Sara Ghezzi	2006	25

Hit by Pitch

1. Myesha Finney	2009	21
2. Myesha Finney	2007	19
3. Myesha Finney	2008	18
4. Sarah Orozco	2000	14
5. Starr Dorsey	2008	12
6. Sarah Orozco	1999	10
Ashley Moore	2001	10
8. Myesha Finney	2006	9
9. Jorja Bell	2007	8
Starr Dorsey	2006	8
Ashley Moore	2000	8
Ashley Camp	1997	8

On-Base Pct.

(Min. 70 plate appearances)

1. Mary Petrie	2000	.531
2. Kristina McCain	2006	.481
3. Mary Petrie	2001	.475
4. Holly Currie	2005	.464
5. Myesha Finney	2009	.467
6. Ashley Moore	2002	.463
7. Kristina McCain	2005	.461
Paige Jones	2005	.461
9. Sara Ghezzi	2006	.453
Ashley Moore	2001	.453

Slugging Percentage

(Min. 70 ABs)

1. Mary Petrie	2000	.782
2. Holly Currie	2005	.772
3. Ashley Moore	2002	.697
4. Mary Petrie	2001	.685
5. Ashley Moore	2001	.656
6. Paige Jones	2005	.646
7. Sara Ghezzi	2006	.594
8. Sara Dean	2005	.574
9. Mary Petrie	1999	.564
10. Kasey Angulo	2002	.563

Total Bases

1. Holly Currie	2005	149
2. Ashley Moore	2001	137
3. Mary Petrie	2001	124
4. Ashley Moore	2002	122
5. Paige Jones	2005	115
6. Sara Dean	2005	113
7. Kasey Angulo	2002	107
8. Jen Kraemer	2000	106
9. Michelle Martin	2001	104
10. Ashley Moore	2000	100

Stolen Bases

1. Shannon Anderson	2004	31
2. Shannon Anderson	2002	21
3. Shannon Anderson	2003	19
4. Kim Blair	1998	19
5. Chris Steiner	1999	18
6. Kristina McCain	2005	16
7. Ashley Griffin	2005	15
8. Kim Blair	1997	14
9. Marcella Passarelli	2000	13
Sara Dean	2004	13

Michelle Martin (1998-2001) ranks in the top 10 of five single-season AU records, including home runs, RBI and doubles.





Most Appearances

1.	Kristen Keyes	2002	50
2.	Holly Currie	2005	46
3.	Jen Lofton	2000	45
4.	Beth DiPietro	2005	44
5.	Kristen Keyes	2004	43
6.	Holly Currie	2006	42
7.	Anna Thompson	2007	40
8.	Anna Thompson	2009	39
9.	Jenee Loree	2009	38
	Jaime Rasmussen	2000	38

Games Started

1.	Holly Currie	2005	33
2.	Holly Currie	2006	32
	Brenda Espinoza	1997	32
4.	Beth DiPietro	2005	31
5.	Kristen Keyes	2004	30
	Kristen Keyes	2002	30
	Jaime Rasmussen	2000	30
8.	Anna Thompson	2009	28
9.	Jenee Loree	2009	27
10.	Kristen Keyes	2003	26
	Denisse Montalvo	1999	26

Complete Games

1.	Kristen Keyes	2004	23
	Kristen Keyes	2002	23
3.	Holly Currie	2006	20
	Holly Currie	2005	20
5.	Beth DiPietro	2005	18
6.	Anna Thompson	2009	16
	Kristen Keyes	2003	16
8.	Anna Thompson	2007	14
9.	Jenee Loree	2009	13
	Anna Thompson	2008	13
	Nicole Graves	1999	13

Shutouts

1.	Kristen Keyes	2004	13
2.	Holly Currie	2006	9
	Holly Currie	2005	9
4.	Beth DiPietro	2005	7
5.	Kristen Keyes	2002	6
6.	Anna Thompson	2007	5
	Anna Thompson	2007	5
	Janet Spivey	2003	5
9.	Kristen Keyes	2003	4
	Jaime Rasmussen	2000	4
	Denisse Montalvo	1999	4
	Nicole Graves	1999	4

Most Innings Pitched

1.	Kristen Keyes	2004	243.1
2.	Kristen Keyes	2002	220.2
3.	Holly Currie	2006	219.0
4.	Holly Currie	2005	208.1
5.	Beth DiPietro	2005	200.2
6.	Anna Thompson	2009	199.1
7.	Anna Thompson	2007	187.0
8.	Brenda Espinoza	1997	176.0
9.	Jenee Loree	2009	174.0
10.	Jen Lofton	2000	173.2

Wins

1.	Kristen Keyes	2004	27
2.	Holly Currie	2005	24
3.	Beth DiPietro	2005	23
4.	Kristen Keyes	2002	21
5.	Holly Currie	2006	19
6.	Beth DiPietro	2006	16
7.	Anna Thompson	2009	15
	Anna Thompson	2007	15
9.	Jen Lofton	2000	14
10.	Jaime Rasmussen	2000	13
	Brenda Espinoza	1997	13

Kristen Keyes (2002-04) holds nine single-season AU records including wins (27), strikeouts (320) and shutouts (13).

Saves

1.	Kristen Keyes	2002	9
2.	Jen Lofton	2000	6
3.	Anna Thompson	2008	5
	Holly Currie	2006	5
	Holly Currie	2005	5
6.	Beth DiPietro	2005	4
	Mary Petrie	1998	4
8.	Anna Thompson	2007	3
	Jaime Rasmussen	2001	3
	Nicole Graves	1999	3
	Renee Sease	1997	3

ERA (Min. 100 IP)

1.	Kristen Keyes	2004	1.06
2.	Jen Lofton	2001	1.62
3.	Anna Thompson	2007	1.72
4.	Kristen Keyes	2002	1.78
5.	Holly Currie	2006	1.79
6.	Brittany Day	2008	1.85
	Beth DiPietro	2006	1.85
8.	Anna Thompson	2008	1.93
	Renee Sease	1997	1.93
10.	Holly Currie	2005	1.95

Batting Average Against (Min. 100 IP)

1.	Kristen Keyes	2004	.134
2.	Anna Thompson	2007	.169
3.	Anna Thompson	2009	.181
4.	Holly Currie	2006	.183
5.	Holly Currie	2005	.184
6.	Anna Thompson	2008	.187
7.	Kristen Keyes	2002	.201
8.	Brittany Day	2008	.213
9.	Holly Currie	2007	.218
	Kristen Keyes	2003	.218

Strikeouts

1.	Kristen Keyes	2004	320
2.	Anna Thompson	2007	291
3.	Holly Currie	2006	286
4.	Anna Thompson	2009	269
5.	Holly Currie	2005	250
6.	Anna Thompson	2008	236
7.	Kristen Keyes	2002	211
8.	Kristen Keyes	2003	196
9.	Jenee Loree	2009	170
10.	Beth DiPietro	2005	167

Strikeouts Per 7 IP (Min. 100 IP)

1.	Anna Thompson	2007	10.9
2.	Anna Thompson	2008	10.4
3.	Anna Thompson	2009	9.5
4.	Kristen Keyes	2004	9.2
5.	Holly Currie	2006	9.1
6.	Holly Currie	2007	8.7
7.	Brittany Day	2008	8.5
8.	Holly Currie	2005	8.4
9.	Kristen Keyes	2003	7.9
10.	Jenee Loree	2008	6.8

Fewest Walks (Min. 100 IP)

1.	Renee Sease	1997	31
2.	Jen Lofton	2001	35
3.	Janet Spivey	2003	36
4.	Anna Thompson	2008	41
5.	Nicole Graves	1999	43
6.	Jamie Rasmussen	2000	46
7.	Denisse Montalvo	1998	55
8.	Kristen Keyes	2004	57
9.	Jen Lofton	2002	59
10.	Jenee Loree	2009	66
	Beth DiPietro	2006	66

Career Records

AUBURN

S O F T B A L L™

Batting Average (Min. 250 ABs)

1.	Mary Petrie	1998-2001	.365
2.	Kim Blair	1997-99	.345
3.	Ashley Moore	1999-2002	.341
4.	Jen Kraemer	1999-2001	.327
5.	Kristina McCain	2004-06	.323
6.	Holly Currie	2004-07	.317
	Sara Dean	2002-05	.317
8.	Michelle Martin	1998-2001	.307
9.	Sara Ghezzi	2004-07	.306
10.	Kasey Angulo	2002-03	.297

Slugging Percentage (Min. 250 ABs)

1.	Mary Petrie	1998-2001	.634
2.	Ashley Moore	1999-2002	.582
3.	Holly Currie	2004-07	.560
4.	Kasey Angulo	2002-03	.519
5.	Paige Jones	2002-05	.514
6.	Sara Dean	2002-05	.497
7.	Tatiana Fernandez	2006-09	.468
8.	Kristina McCain	2004-06	.457
9.	Michelle Martin	1998-2001	.454
10.	Ashley Griffin	2003-06	.449

On-Base Percentage (Min. 250 ABs)

1.	Mary Petrie	1998-2001	.446
2.	Kristina McCain	2004-06	.440
3.	Ashley Moore	1999-2002	.422
4.	Holly Currie	2004-07	.400
5.	Tatiana Fernandez	2006-09	.392
6.	Sara Ghezzi	2004-07	.390
7.	Myesha Finney	2006-09	.387
8.	Kim Blair	1997-99	.384
9.	Sara Dean	2002-05	.377
10.	Paige Jones	2002-05	.373

Games Played

1.	Sara Dean	2002-05	249
2.	Ashley Moore	1999-2002	247
3.	Sara Ghezzi	2004-07	242
4.	Ashley Griffin	2003-06	241
5.	Deni Zeigler	2000-03	236
6.	Holly Currie	2004-07	234
7.	Lauren Walton	2004-07	231
8.	Tatiana Fernandez	2006-09	227
9.	Mary Petrie	1998-2001	218
10.	Myesha Finney	2006-09	214

Games Started

1.	Sara Dean	2002-05	244
	Ashley Moore	1999-2002	244
3.	Sara Ghezzi	2004-07	240
	Ashley Griffin	2003-06	240
5.	Deni Zeigler	2000-03	232
6.	Tatiana Fernandez	2006-09	225
	Holly Currie	2004-07	225
8.	Mary Petrie	1998-2001	215
9.	Michelle Martin	1998-2001	207
10.	Lauren Walton	2004-07	198

Runs Scored

1.	Ashley Moore	1999-2002	171
2.	Ashley Griffin	2003-06	147
3.	Kristina McCain	2004-06	129
4.	Mary Petrie	1998-2001	107
5.	Sara Dean	2002-05	103
6.	Marcella Passarelli	1998-2001	98
7.	Shannon Anderson	2002-04	91
8.	Holly Currie	2004-07	86
9.	Jen Kraemer	1999-2001	81
	Chris Steiner	1997-99	81

Hits

1.	Ashley Moore	1999-2002	261
2.	Mary Petrie	1998-2001	228
3.	Sara Dean	2002-05	226
4.	Ashley Griffin	2003-06	212
5.	Holly Currie	2004-07	205
6.	Michelle Martin	1998-2001	198
7.	Sara Ghezzi	2004-07	195

8.	Tatiana Fernandez	2006-09	189
9.	Jen Kraemer	1999-2001	184
10.	Kristina McCain	2004-06	163

Doubles

1.	Ashley Moore	1999-2002	58
2.	Ashley Griffin	2003-06	46
3.	Holly Currie	2004-07	43
	Sara Dean	2002-05	43
5.	Tatiana Fernandez	2006-09	40
	Mary Petrie	1998-2001	40
7.	Deni Zeigler	2000-03	38
8.	Sara Ghezzi	2004-07	36
9.	Michelle Martin	1998-2001	35
10.	Jen Kraemer	1999-2001	33

Triples

1.	Sara Dean	2002-05	8
2.	Myesha Finney	2006-09	5
	Brittany Scott	2005-08	5
	Ashley Griffin	2003-06	5
5.	Lauren Walton	2004-07	4
	Ashley Camp	1997-98	4
	Lolani Alvarez	2004-05	4
	Chris Steiner	1997-99	4
9.	Kyndall White	2008-pres.	3
	Taryn Gray	2006-09	3
	Amy Shaw	2005-06	3
	Holly Currie	2005-07	3
	Ashley Moore	1999-2002	3

Home Runs

1.	Mary Petrie	1998-2001	42
2.	Ashley Moore	1999-2002	40
3.	Holly Currie	2004-07	36
4.	Tatiana Fernandez	2006-09	23
	Ashley Griffin	2003-06	23
	Sara Dean	2002-05	23
7.	Paige Jones	2002-05	21
8.	Michelle Martin	1998-2001	20
9.	Sara Ghezzi	2004-07	18
10.	Deni Zeigler	2000-03	16

Runs Batted In

1.	Mary Petrie	1998-2001	157
2.	Holly Currie	2004-07	151
3.	Ashley Moore	1999-2002	128
4.	Sara Dean	2002-05	124
5.	Tatiana Fernandez	2006-09	123
6.	Sara Ghezzi	2004-07	105
7.	Michelle Martin	1998-2001	99
8.	Ashley Griffin	2003-06	91
9.	Deni Zeigler	2000-03	86
10.	Jen Kraemer	1999-2001	82

Hit By Pitch

1.	Myesha Finney	2006-09	67
2.	Ashley Moore	1999-2002	26
3.	Sarah Orozco	1999-2000	24
4.	Starr Dorsey	2005-08	20
5.	Lindsey Chitwood	2001-04	19
6.	Tatiana Fernandez	2006-09	18
7.	Jorja Bell	2006-08	16
8.	Jodie Van Ooyen	2000-03	16
9.	Kristina McCain	2004-06	14
10.	Ashley Griffin	2003-06	12

Stolen Bases

1.	Shannon Anderson	2002-04	73
2.	Ashley Griffin	2003-06	42
3.	Chris Steiner	1997-99	37
4.	Kim Blair	1997-99	35
5.	Lauren Walton	2004-07	34
6.	Marcella Passarelli	1998-01	32
	Ashley Moore	1999-02	32
8.	Kristina McCain	2004-06	30
9.	Sara Dean	2002-05	27
10.	Brittany Scott	2005-08	23



Sara Ghezzi (2004-07) is top 10 in career hits, home runs, RBI and on-base percentage.

Ashley Moore (1999-2002) holds three AU career records.





Holly Currie (2004-07) shares the AU career record for wins with 60.

Anna Thompson (2007-pres.) is top three in 10 career records.



Earned Run Average (Min. 400 IP)

1.	Kristen Keyes	2002-04	1.77
2.	Beth DiPietro	2004-06	1.96
3.	Anna Thompson	2007-pres.	1.99
4.	Holly Currie	2004-07	2.01
5.	Denisse Montalvo	1997-99	2.48

Batting Average Against (Min. 400 IP)

1.	Anna Thompson	2007-pres.	.179
2.	Kristen Keyes	2002-04	.181
3.	Holly Currie	2004-07	.191
4.	Beth DiPietro	2004-06	.227
5.	Denisse Montalvo	1997-99	.249

Wins

1.	Holly Currie	2004-07	60
	Kristen Keyes	2002-04	60
3.	Beth DiPietro	2004-06	45
4.	Anna Thompson	2007-pres.	42
5.	Jen Lofton	2000-02	35
6.	Jaime Rasmussen	1999-2001	25
7.	Denisse Montalvo	1997-99	24
8.	Brittany Day	2005-08	17
	Brenda Espinoza	1997-98	17
10.	Renee Sease	1997	12

Saves

1.	Holly Currie	(2004-07)	11
	Kristen Keyes	(2002-04)	11
3.	Anna Thompson	(2007-pres.)	9
4.	Beth DiPietro	(2004-06)	8
5.	Mary Petrie	(1998-01)	7
6.	Jen Lofton	(2000-02)	6
7.	Jaime Rasmussen	(1999-2001)	5
8.	Nicole Groves	(1999)	3
	Denisse Montalvo	(1997-99)	3
	Renee Sease	(1997)	3

Appearances

1.	Holly Currie	2004-07	143
2.	Kristen Keyes	2002-04	125
3.	Anna Thompson	2007-pres.	111
4.	Beth DiPietro	2004-06	100
5.	Jen Lofton	2000-02	97
6.	Denisse Montalvo	1997-99	93
7.	Jaime Rasmussen	1999-2001	92
8.	Brittany Day	2005-2008	69
9.	Mary Petrie	1998-2001	62
10.	Brenda Espinoza	1997-98	56

Games Started

1.	Holly Currie	2004-07	105
2.	Kristen Keyes	2002-04	88
3.	Anna Thompson	2007-pres.	73
4.	Denisse Montalvo	1997-99	67
5.	Beth DiPietro	2004-06	63
	Jen Lofton	2000-02	63
7.	Jaime Rasmussen	1999-2001	57
8.	Brenda Espinoza	1997-98	52
9.	Brittany Day	2005-08	40
10.	Jenee Loree	2009-pres.	27

Complete Games

1.	Kristen Keyes	2002-04	64
2.	Holly Currie	2004-07	50
3.	Anna Thompson	2007-pres.	43
4.	Beth DiPietro	2004-06	35
5.	Denisse Montalvo	1997-99	29
6.	Jaime Rasmussen	1999-2001	26
7.	Jen Lofton	2000-02	22
8.	Brenda Espinoza	1997-98	15
9.	Jenee Loree	2009-pres.	13
	Nicole Groves	1999	13

Innings Pitched

1.	Holly Currie	2004-07	644.0
2.	Kristen Keyes	2002-04	637.0
3.	Anna Thompson	2007-pres.	545.2
4.	Jen Lofton	2000-02	420.2
5.	Beth DiPietro	2004-06	418.0

6.	Denisse Montalvo	1997-99	412.2
7.	Jaime Rasmussen	1999-2001	371.2
8.	Brenda Espinoza	1997-98	265.2
9.	Brittany Day	2005-08	212.1
10.	Jenee Loree	2009-pres.	174.0

Walks Allowed

1.	Holly Currie	2004-07	246
2.	Kristen Keyes	2002-04	226
3.	Anna Thompson	2007-pres.	185
4.	Denisse Montalvo	1997-99	178
5.	Jen Lofton	2000-02	153
6.	Brenda Espinoza	1997-98	125
7.	Beth DiPietro	2004-06	114
	Jaime Rasmussen	1999-2001	114
9.	Brittany Day	2005-08	100
10.	Jenee Loree	2009-pres.	66

Strikeouts

1.	Anna Thompson	2007-pres.	796
2.	Holly Currie	2004-07	782
3.	Kristen Keyes	2002-04	727
4.	Beth DiPietro	2004-06	348
5.	Denisse Montalvo	1997-99	341
6.	Jen Lofton	2000-02	300
7.	Brittany Day	2005-08	202
8.	Jenee Loree	2009-pres.	170
9.	Jaime Rasmussen	1999-2001	154
10.	Brenda Espinoza	1997-98	150

Strikeouts Per 7 IP (Min. 150 IP)

1.	Anna Thompson	2007-pres.	10.2
2.	Holly Currie	2004-07	8.5
3.	Kristen Keyes	2002-04	8.0
4.	Jenee Loree	2009-pres.	6.9
5.	Brittany Day	2005-08	6.7
6.	Denisse Montalvo	1997-99	5.8
	Beth DiPietro	2004-06	5.8
8.	Jen Lofton	2000-02	5.0
9.	Mary Petrie	1998-2001	4.5
10.	Brenda Espinoza	1997-98	4.0

Shutouts

1.	Holly Currie	2004-07	23
	Kristen Keyes	2004-07	23
3.	Beth DiPietro	2004-06	13
4.	Anna Thompson	2007-pres.	12
5.	Jen Lofton	2000-02	7

Hit Batters

1.	Anna Thompson	2007-pres.	50
2.	Kristen Keyes	2002-04	49
3.	Holly Currie	2004-07	30
4.	Beth DiPietro	2004-06	27
5.	Denisse Montalvo	1997-99	23

Tigers in the Record Books **AUBURN** S O F T B A L L [™]

Auburn in the NCAA Record Book

Pitching - Single Game

Player	Category	Stat	Rank
Anna Thompson	Strikeouts	18	T4
vs. Middle Tennessee, Feb. 20, 2009			

Pitching - Single Season

Player	Category	Stat	Rank
2002 Kristen Keyes	Saves	9	T6

Batting - Career

Player	Category	Stat	Rank
Myesha Finney (2006-09)	Hit by Pitch	67	1

Pitching - Career

Player	Category	Stat	Rank
Anna Thompson (2007-pres.)	Strikeout Ratio	10.2	8

Auburn in the SEC Record Books

Hitting - Single Season

Year	Player	Category	Stat	Rank
2000	Mary Petrie	Batting Avg.	.454	7
2000	Mary Petrie	Slugging Pct.	.782	7
2005	Holly Currie	Slugging Pct.	.772	8
2000	Mary Petrie	On-Base Pct.	.531	10
2005	Holly Currie	RBI	65	T7
2001	Ashley Moore	Doubles	22	T2
1997	Ashley Camp	Doubles	21	T7
2005	Holly Currie	Doubles	20	T10
2002	Ashley Moore	Home Runs	17	T5
2005	Holly Currie	Home Runs	17	T5
2009	Myesha Finney	Hit By Pitch	21	1

Pitching - Single Season


Year	Player	Category	Stat	Rank
2002	Kristen Keyes	Saves	9	T5

Hitting - Career


Player	Category	Stat	Rank
Mary Petrie (1998-01)	Slugging Pct.	.634	10
Ashley Moore (1999-02)	Doubles	58	7
Mary Petrie (1998-01)	Home Runs	42	T6
Ashley Moore (1999-02)	Home Runs	40	T8
Myesha Finney (2006-09)	Hit By Pitch	67	1

Pitching - Career

Player	Category	Stat	Rank
Denisse Montalvo (1997-99)	Wins	93	8
Holly Currie (2004-06)	Saves	11	T9
Kristen Keyes (2002-04)	Saves	11	T9
Anna Thompson (2007-pres.)	Strikeouts	796	9



Mary Petrie is tied for the sixth-most home runs in SEC history with 42.



Myesha Finney is the NCAA leader in career hit by pitches with 67.



All-America

2001	Ashley Moore	Second
2004	Kristen Keyes	Third
2004	Sara Dean	Third
2005	Holly Currie	Second
2005	Paige Jones	Third

All-Region

2000	Jen Kraemer	First
2001	Michelle Martin	First
2001	Ashley Moore	First
2001	Jen Kraemer	Second
2002	Ashley Moore	First
2004	Sara Dean	First
2004	Kristen Keyes	Second
2005	Holly Currie	First
2005	Paige Jones	First

ESPN The Magazine All-Academic

2005	Paige Jones	Third
------	-------------	-------

ESPN The Magazine All-Academic Region IV

2005	Paige Jones	First
2008	Anna Thompson	Second
2009	Anna Thompson	Second

All-SEC

1997	Kim Blair	Second
1998	Mary Petrie	Second
2000	Mary Petrie	First
2001	Jen Kraemer	First
2001	Ashley Moore	First
2001	Mary Petrie	First
2002	Ashley Moore	First
2002	Kasey Angulo	Second
2004	Sara Dean	First
2004	Kristen Keyes	Second
2004	Shannon Anderson	Second
2005	Sara Dean	First
2005	Sara Ghezzi	First
2005	Paige Jones	First
2005	Holly Currie	Second
2006	Sara Ghezzi	Second
2006	Kristina McCain	Second
2007	Ashley Arcuri	Second
2008	Anna Thompson	Second
2009	Myesha Finney	Second

SEC All-Freshman

2004	Sara Ghezzi
2004	Kristina McCain
2006	Tatiana Fernandez
2007	Anna Thompson

SEC All-Tournament Team

1997	Ashley Camp, catcher
1997	Brenda Espinoza, pitcher
2001	Michelle Martin, catcher
2004	Paige Jones, designated player
2005	Amy Shaw, outfielder

SEC Freshman of the Year

2002	Sara Dean (Co)
------	----------------

SEC Coach of the Year

2002	Tina Deese (Co)
------	-----------------

SEC Pitcher Of The Week

2002	Kristen Keyes	April 22
2002	Kristen Keyes	May 6
2003	Kristen Keyes	April 14
2004	Kristen Keyes	March 8
2004	Kristen Keyes	April 26
2005	Holly Currie	April 25
2006	Holly Currie	February 27
2008	Brittany Day	March 31
2009	Anna Thompson	February 25

SEC Player of the Week

1999	Ashley Moore	March 2
1999	Marcella Passarelli	March 30
1999	Wendy Cork	April 27
2000	Jen Kraemer	March 26
2000	Marie Petrie	May 1
2001	Ashley Moore	February 19
2001	Marie Petrie	May 7
2002	Sara Dean	April 1
2004	Sara Dean	March 29
2005	Sara Dean	April 4
2005	Paige Jones	May 2

SEC Freshman of the Week

2006	Tatiana Fernandez	April 17
2007	Anna Thompson	February 19
2007	Anna Thompson	April 30
2009	Jenee Loree	February 9

SEC All-Defensive Team

2008	Myesha Finney	Outfield
2009	Myesha Finney	Outfield



Letterwinners

AUBURN

S O F T B A L L ™

A	
Lolani Alvarez	2004, 05
Kasey Angulo	2002, 03
Shannon Anderson	2002, 03, 04
Ashley Arcuri	2006, 07

B	
Liza Baker	1999
Krista Barts	2004, 05, 06
Jorja Bell	2006, 07, 08
Amy Bellanca	1997
Kim Blair	1997, 98, 99
Angel Bunner	2008
Lindsay Burke	1997

C	
Ashley Camp	1997, 98
Lindsey Chitwood	2001, 02, 03, 04
Becky Cleary	1997, 98, 99, 2000
Krista Clyde	2008
Arin Cobb	2001
Katie Colton	2008, 09
Wendy Cork	1997, 98, 99
Amy Crotts	1997, 98, 99
Holly Currie	2004, 05, 06, 07

D	
Brittany Day	2005, 06, 07, 08
Amy Dalsing	1997, 98, 99
Sara Dean	2002, 03, 04, 05
Jenny Diaz	2003, 04
Beth DiPietro	2004, 05, 06
Tara Donaldson	2006
Starr Dorsey	2005, 06, 08
Lily DuBois	2000, 01, 02

E	
Elizabeth Eisterhold	2009
Brenda Espinoza	1997, 98

F	
Cami Fenn	2001, 02, 03, 04
Tatiana Fernandez	2006, 07, 08, 09
Myesha Finney	2006, 07, 08, 09
Kim Freeland	2000, 01, 02, 03
Tyanne Fries	2002, 03

G	
Heather Garrison	2006
Sara Ghezzi	2004, 05, 06, 07
Taryn Gray	2006, 07, 08, 09
Ashley Griffin	2003, 04, 05, 06
Nicole Groves	1999
Lauren Guzman	2009

H	
Rasheedah Hameed	2000, 01, 02
Jennifer Hammock	2000, 01, 02, 03
Lindsey Harrelson	2007, 09
Amber Harrison	2009
Kris Heneghan	1997, 98, 99
Alicia Hunolt	2007, 08

J	
Jennifer Joiner	2000
Paige Jones	2002, 03, 04, 05

K	
Kristen Keyes	2002, 03, 04
Krista Klein	2007, 08
Jen Kraemer	1999, 2000, 01
Erika Koivula	1998

L	
Jennifer Lofton	2000, 01, 02
Jenee Loree	2009

M	
Jessica Martin	2007, 08
Michelle Martin	1998, 99, 2000, 01
Robin Martin	2003, 04, 05, 06
Alexa Martinez	2009
Kristina McCain	2004, 05, 06
Megan Mitchell	2008, 09
Denisse Montalvo	1997, 98, 99
Ashley Moore	1999, 2000, 01, 02
Tracy Murdock	2002
Morgan Murphy	2009

N	
Anne Norton	2003, 04, 05
Jill Nunnelly	1997

O	
Sarah Orozco	1999, 2000, 01

P	
Jennifer Page	1997, 98
Marcella Passarelli	1998, 99, 2000, 01
Mary Petrie	1998, 99, 2000, 01
Martha Phillips	2001, 02, 03, 04
Kimball Pratt	1998, 99, 2000, 01

R	
Holly Ragsdale	2009
Jamie Rasmussen	1999, 2000, 01
Nicole Russo	2005, 06, 07

S	
Aurora Salter	2009
Lauren Schmalz	2008
Brittany Scott	2005, 06, 07, 08
Renee Sease	1997
Amy Shaw	2005, 06
Elizabeth Slator	1999
Janet Spivey	2003
Chris Steiner	1997, 98, 99
Kelly Sutton	2001, 02

T	
Anna Thompson	2007, 08, 09
Robin Thornburg	2001, 02, 03
Cassie Trosclair	2008, 09

V	
Jodie Van Ooyen	2000, 01, 02, 03

W	
Lauren Walton	2004, 05, 06, 07
Kyndall White	2008, 09
Angela Williams	1997
Karie Williams	2001, 02
Whitney Wyatt	2007

Z	
Deni Zeigler	2000, 01, 02, 03




Jorja Bell



Kimball Pratt



Lauren Walton



Deni Zeigler

1997

34-35 • 15-15 SEC

3rd SEC West

Head Coach: Tina Deese

2/18	at Samford	W, 4-2 (10)
2/18	at Samford	W, 4-3
2/21	(1) vs. No. 6 Iowa	L, 7-5 (8)
2/21	(1) vs. Michigan State	L, 5-3
2/22	(1) vs. Michigan State	L, 4-3
2/22	(1) vs. No. 21 Notre Dame	L, 4-2
2/22	(1) vs. Toledo	W, 6-1
2/23	(1) vs. Wisconsin	L, 8-4
2/23	(1) vs. Wisconsin	L, 2-0
2/26	Jacksonville State	W, 7-0
2/26	Jacksonville State	W, 3-0
3/1	(2) at Florida Atlantic	L, 4-2
3/1	(2) vs. Cent. Michigan	L, 5-0
3/1	(2) vs. Harvard	W, 6-5
3/2	(2) vs. Cent. Michigan	W, 2-0
3/2	(2) vs. Harvard	L, 5-4
3/2	(2) at Florida Atlantic	W, 3-1
3/3	(2) vs. Harvard	L, 9-4
3/3	at Florida Atlantic	L, 7-0
3/7	at Charleston Southern	W, 5-0
3/7	at Charleston Southern	W, 9-1
3/8	(3) at Coastal Carolina	W, 6-3
3/8	(3) vs. UNC-Charlotte	W, 7-3
3/9	(3) vs. Radford	L, 5-4
3/9	(3) at Coastal Carolina	W, 6-5
3/11	at Jacksonville State	W, 5-1
3/11	at Jacksonville State	L, 2-0
3/15	LSU	L, 5-0
3/15	LSU	L, 4-1
3/16	LSU	L, 5-4
3/16	LSU	L, 8-2
3/21	Tennessee	L, 6-2
3/21	Tennessee	L, 8-2
3/23	Kentucky	W, 5-4 (9)
3/23	Kentucky	W, 5-0
3/28	(4) vs. Canisius	L, 3-1
3/28	(4) vs. M. Tennessee	L, 10-5
3/29	(4) at Georgia Tech	L, 4-0
3/29	(4) vs. Youngstown St.	W, 9-8
4/2	at Alabama	W, 1-0 (9)
4/2	at Alabama	L, 4-3
4/5	Arkansas	W, 7-6 (10)
4/5	Arkansas	W, 2-1 (8)
4/6	Arkansas	W, 2-0
4/6	Arkansas	W, 9-0
4/11	Florida A&M	L, 3-2
4/11	Florida A&M	W, 9-1
4/13	Florida	L, 3-1
4/13	Florida	W, 5-2
4/16	Alabama	L, 3-1
4/16	Alabama	W, 3-2 (8)
4/19	at Ole Miss	W, 7-4
4/19	at Ole Miss	W, 4-2
4/20	at Ole Miss	W, 9-4
4/20	at Ole Miss	L, 5-0
4/25	at Georgia	L, 1-0
4/25	at Georgia	W, 6-4 (8)
4/27	at No. 3 South Carolina	L, 4-0
4/27	at No. 3 South Carolina	L, 4-2
5/2	No. 17 Florida State	L, 2-0 (11)
5/2	No. 17 Florida State	W, 2-1 (8)
5/3	Mississippi State	L, 6-3
5/3	Mississippi State	L, 4-0
5/4	Mississippi State	W, 5-4
5/4	Mississippi State	W, 4-1
5/9	(5) vs. Tennessee	W, 2-0
5/9	(5) vs. No. 23 LSU	W, 4-2
5/10	(5) vs. No. 2 S. Carolina	L, 9-0
5/10	(5) vs. Florida	L, 7-5

- (1) Arizona State Classic; Tempe, Ariz.
 (2) Fla. Atlantic Invitational; Boca Raton, Fla.
 (3) Chanticleer Classic; Conway, S.C.
 (4) Buzz Classic; Atlanta, Ga.
 (5) SEC Tournament; Columbus, Ga.

Season Highlights

- First season in Auburn softball history.
- First win in team history came in first game, 4-2, in 10 innings at Samford.
- Auburn recorded first home win Feb. 26 against Jacksonville State, 7-0.
- First SEC win came March 23 against Kentucky at home, 5-4, in nine innings.
- Tigers advanced to SEC Tournament after finishing 15-15 in SEC. Auburn goes 2-2 in Columbus, Ga.
- Auburn finished
- Tigers won four straight four times, including last two regular season games and first two SEC Tournament contests.
- Kim Blair sets team record that still stands today with 81 hits.

Post-Season Honors

- **Kim Blair:** Second-Team All-SEC
- **Ashley Camp:** SEC All-Tournament Team
- **Brenda Espinoza:** SEC All-Tournament Team

Final West Division Standings

Team	SEC W-L	Pct.	Overall W-L	Pct.
LSU	18-6	.750	44-14	.759
Alabama	16-14	.533	39-29	.574
Auburn	15-15	.500	34-35	.493
Arkansas	12-16	.429	16-42	.276
Miss. State	11-17	.393	29-27	.518
Ole Miss	7-21	.250	22-41	.349

Auburn Team Leaders

Offense

Batting Average.....	Kim Blair, .343
At Bats.....	Kim Blair, 236
Hits.....	Kim Blair, 81
Runs.....	Kim Blair, 43
RBI.....	Ashley Camp, 26
Doubles.....	Ashley Camp, 21
Triples.....	Ashley Camp, 3
Home Runs.....	Chris Steiner, 2
Strikeouts.....	Ashley Camp, 36
Walks.....	Ashley Camp, 15
On-Base Percentage.....	Kim Blair, .370
Slugging Percentage.....	Ashley Camp, .446
Total Bases.....	Ashley Camp, 90
Sacrifice Flies.....	Jennifer Page, 3
Stolen Bases.....	Kim Blair, 14

Pitching

Appearances.....	Renee Sease, 37
Innings.....	Brenda Espinoza, 176.0
Wins.....	Brenda Espinoza, 13
ERA.....	Renee Sease, 1.93
Strikeouts.....	Denisse Montalvo, 132
Walks.....	Brenda Espinoza, 61
.....	Denisse Montalvo, 61
Batting Average.....	Renee Sease, .239
Saves.....	Renee Sease, 3

1998

16-40 • 6-21 SEC

6th SEC West

Head Coach: Tina Deese

2/14	LaGrange College	W, 8-0
2/14	LaGrange College	W, 9-1
2/20	(1) vs. No. 24 DePaul	L, 1-0
2/20	(1) vs. No. 10 South Fla.	L, 7-0
2/21	(1) vs. No. 9 Kansas	L, 2-0
2/21	(1) vs. Notre Dame	W, 4-2
2/22	(1) vs. No. 24 DePaul	L, 4-0
2/25	Samford	W, 8-0
2/25	Samford	L, 5-4
2/27	(2) vs. Nebraska	L, 6-3
2/27	(2) vs. No. 18 Minnesota	L, 8-2
2/28	(2) vs. Notre Dame	L, 1-0
2/28	(2) vs. No. 2 Washington	L, 1-0
3/1	(2) vs. No. 22 Texas A&M	W, 1-0
3/1	(2) vs. Massachusetts	W, 4-2
3/3	Troy State	L, 7-3
3/3	Troy State	L, 4-1
3/6	at No. 19 LSU	L, 5-2
3/6	at No. 19 LSU	L, 6-3
3/8	at No. 19 LSU	L, 4-3
3/11	Southern Illinois	W, 1-0
3/11	Southern Illinois	L, 1-0
3/21	at Tennessee	L, 6-3
3/21	at Tennessee	W, 3-2
3/22	at Kentucky	L, 6-1
3/22	at Kentucky	W, 9-4
3/23	at Eastern Kentucky	L, 2-1
3/23	at Eastern Kentucky	W, 4-3
3/27	(3) vs. East Carolina	W, 11-3
3/27	(3) vs. Virginia	L, 2-1
3/27	(3) vs. Elon	L, 2-0
3/28	(3) vs. UM-Baltimore	L, 6-2
4/3	at Arkansas	L, 5-4
4/3	at Arkansas	W, 4-2
4/4	at Arkansas	L, 5-4
4/4	at Arkansas	L, 6-4
4/11	at Florida	L, 4-0
4/11	at Florida	L, 12-7
4/12	at No. 15 Florida State	L, 5-1
4/12	at No. 15 Florida State	L, 8-3
4/13	at Florida A&M	L, 5-4
4/13	at Florida A&M	W, 6-5
4/18	Ole Miss	L, 4-0
4/18	Ole Miss	W, 8-0
4/18	Ole Miss	L, 4-3
4/18	Ole Miss	L, 10-2
4/24	Georgia	L, 4-1
4/24	Georgia	L, 3-0
4/26	South Carolina	L, 4-2
4/26	South Carolina	L, 5-3
4/29	at Alabama	W, 6-2
5/1	Mississippi State	W, 2-0
5/1	Mississippi State	L, 1-0
5/2	Mississippi State	L, 6-2
5/2	Mississippi State	L, 3-2

- (1) South Florida Tournament; Tampa, Fla.
 (2) NFCA Leadoff Classic; Columbus, Ga.
 (3) SportsPlus Tournament; Midlothian, Va.

Season Highlights

- Tigers played first home game at what is now Jane B. Moore Field on April 24 against Georgia.
- Jane B. Moore Field replaced Auburn City Softball Complex, which had been the home of the Tigers for the first season and a half.
- Auburn won its first game at its new home May 1 against Mississippi State, taking the contest, 2-0.

Post-Season Honors

- **Mary Petrie:** Second-Team All-SEC

Final West Division Standings

Team	SEC W-L	Pct.	Overall W-L	Pct.
LSU	23-6	.793	58-14	.806
Alabama	19-7	.731	49-18	.731
Miss. State	15-11	.577	36-21	.632
Arkansas	13-17	.433	21-38	.356
Ole Miss	9-21	.300	26-40	.394
Auburn	6-21	.222	16-40	.286

Auburn Team Leaders

Offense

Batting Average.....	Mary Petrie, .346
At Bats.....	Kim Blair, 186
Hits.....	Kim Blair, 56
Runs.....	Mary Petrie, 56
RBI.....	Mary Petrie, 22
Doubles.....	Mary Petrie, 35
Triples.....	Mary Petrie, 1
Home Runs.....	Marcella Passarelli, 1
Strikeouts.....	Mary Petrie, 7
Walks.....	Marcella Passarelli, 25
On-Base Percentage.....	Mary Petrie, 14
On-Base Percentage.....	Mary Petrie, .398
Slugging Percentage.....	Mary Petrie, .537
Total Bases.....	Mary Petrie, 87
Sacrifice Flies.....	Ashley Camp, 3
Stolen Bases.....	Kim Blair, 19

Pitching

Appearances.....	Denisse Montalvo, 28
Innings.....	Mary Petrie, 28
Wins.....	Denisse Montalvo, 115.2
Wins.....	Erika Koivula, 6
ERA.....	Denisse Montalvo, 2.18
Strikeouts.....	Denisse Montalvo, 83
Walks.....	Brenda Espinoza, 64
Batting Average.....	Denisse Montalvo, .252
Saves.....	Mary Petrie, 4



Mary Petrie

Yearly Results

AUBURN

SOFTBALL™

1999

27-32-1 • 11-19 SEC
5th SEC West

Head Coach: Tina Deese

2/14	Alabama A&M	W, 23-0
2/14	Alabama A&M	W, 26-0
2/16	Georgia State	L, 8-0
2/16	Georgia State	W, 8-0
2/19	(1) vs. Penn State	W, 7-3
2/19	(1) at Texas A&M	L, 3-0
2/20	(1) vs. Penn State	W, 8-0
2/20	(1) vs. New Mexico	L, 3-0
2/21	(1) at Texas A&M	W, 4-0
2/21	(1) vs. New Mexico	L, 10-1
2/23	No. 21 Florida State	L, 4-2
2/23	No. 21 Florida State	T, 0-0
2/26	(2) vs. M. Tennessee St.	W, 3-2
2/26	(2) vs. Coastal Carolina	W, 10-1
2/27	(2) at Georgia Southern	L, 5-3
2/27	(2) vs. Stetson	W, 4-0
2/28	(2) vs. M. Tennessee	W, 2-1
2/28	(2) Coastal Carolina	W, 15-3
3/5	(3) vs. No. 9 Stanford	L, 9-0
3/5	(3) vs. No. 4 Washington	L, 5-3
3/6	(3) vs. Portland State	W, 8-0
3/6	(3) vs. Pacific	L, 6-2
3/7	(3) vs. No. 15 Oregon	L, 6-2
3/7	(3) vs. Illinois State	L, 7-4
3/19	No. 13 LSU	L, 12-3
3/19	No. 13 LSU	L, 4-2
3/20	No. 13 LSU	L, 9-1
3/20	No. 13 LSU	L, 10-1
3/21	at Alabama A&M	W, 14-1
3/21	at Alabama A&M	W, 13-1
3/26	Tennessee	L, 7-4
3/26	Tennessee	W, 4-0
3/28	Kentucky	L, 7-6
3/28	Kentucky	W, 9-1
3/30	at Georgia State	L, 2-1
3/30	at Georgia State	L, 7-6
4/2	at Alabama	W, 5-1
4/2	at Alabama	W, 7-0
4/3	at Alabama	L, 3-1
4/3	at Alabama	L, 8-3
4/7	at Troy State	W, 5-4
4/7	at Troy State	W, 7-0
4/9	Arkansas	L, 1-0
4/9	Arkansas	L, 3-1
4/10	Arkansas	L, 4-0
4/10	Arkansas	L, 4-0
4/18	Florida	W, 11-6
4/18	Florida	W, 10-2
4/23	at Ole Miss	W, 7-6
4/23	at Ole Miss	W, 5-0
4/24	at Ole Miss	W, 6-5
4/24	at Ole Miss	W, 5-2
5/1	at Georgia	L, 4-2
5/1	at Georgia	W, 8-0
5/2	at South Carolina	L, 4-0
5/2	at South Carolina	L, 2-1
5/7	at Mississippi State	L, 4-3
5/7	at Mississippi State	L, 8-0
5/8	at Mississippi State	L, 8-0
5/8	at Mississippi State	L, 4-3

- (1) Texas A&M Tourn.; College Station, Texas
(2) Georgia Southern Tourn.; Statesboro, Ga.
(3) Easton Showcase; Fullerton, Calif.

Season Highlights

- Auburn set a school record with 26 runs in the second game of a doubleheader Feb. 14 against Alabama A&M.
- Mary Petrie set a then-school record with 12 home runs.
- Petrie led the team in six offensive categories.
- Auburn head coach Tina Deese won her 30th career SEC game April 24 at Ole Miss.
- The Tigers won a then-program record six straight games from April 18-24, including a four-game sweep of Ole Miss. They outscored their opponents 44-21 during the win streak.

Final West Division Standings

Team	SEC		Overall	
	W-L	Pct.	W-L	Pct.
LSU	27-3	.900	56-10	.848
Alabama	19-11	.633	39-26	.600
Arkansas	17-13	.567	46-29	.613
Miss. State	15-15	.500	38-29	.567
Auburn	11-19	.367	27-32*	.458
Ole Miss	7-23	.233	25-36	.410

* Includes tie

Auburn Team Leaders

Offense

Batting Average.....	Marcella Passarelli, .331
At Bats.....	Chris Steiner, 186
Hits.....	Michelle Martin, 55
.....	Ashley Moore, 55
Runs.....	Marcella Passarelli, 39
RBI.....	Mary Petrie, 40
Doubles.....	Four players tied, 4
Triples.....	Chris Steiner, 2
Home Runs.....	Mary Petrie, 12
Strikeouts.....	Marcella Passarelli, 41
Walks.....	Mary Petrie, 22
On-Base Percentage.....	Mary Petrie, .392
Slugging Percentage.....	Mary Petrie, .564
Total Bases.....	Mary Petrie, 92
Sacrifice Flies.....	Michelle Martin, 4
Stolen Bases.....	Chris Steiner, 18

Pitching

Appearances.....	Nicole Groves, 37
Innings.....	Nicole Groves, 164.2
Wins.....	Nicole Groves, 11
.....	Denisse Montalvo, 11
ERA.....	Nicole Groves, 2.04
Strikeouts.....	Denisse Montalvo, 126
Walks.....	Denisse Montalvo, 62
Batting Average.....	Nicole Groves, .242
Saves.....	Nicole Groves, 3



Ashley Moore

2000

34-31 • 10-19 SEC
5th SEC West

Head Coach: Tina Deese

2/8	UAB	W, 7-3
2/11	(1) vs. Oklahoma State	W, 6-3
2/11	(1) vs. UT-San Antonio	W, 5-0
2/11	(1) vs. Louisiana Tech	W, 6-0
2/12	(1) vs. Arkansas	L, 7-4
2/12	(1) vs. Tulsa	L, 3-2 (8)
2/15	Georgia Tech	W, 3-1
2/18	(2) Indiana State	W, 11-3
2/18	(2) UAB	L, 5-4
2/19	(2) Wichita State	W, 7-0
2/19	(2) Jacksonville State	W, 2-0
2/20	(2) Wichita State	W, 7-3
2/20	(2) Jacksonville State	W, 6-0
2/22	Troy State	W, 8-0
2/23	Samford	L, 1-0 (8)
2/23	Samford	L, 4-3
2/25	(3) vs. Indiana	W, 4-3
2/25	(3) vs. No. 9 Michigan	L, 10-3
2/26	(3) vs. No. 22 S. Carolina	W, 4-2
2/26	(3) vs. South Florida	L, 6-1 (9)
2/27	(3) vs. Kent State	L, 1-0
3/1	Louisiana Tech	W, 4-3
3/1	Louisiana Tech	W, 3-0
3/4	No. 18 South Carolina	L, 5-3
3/4	No. 18 South Carolina	W, 4-3
3/10	(4) Creighton	W, 6-2
3/10	(4) Miami (Ohio)	W, 3-2
3/12	(4) Akron	W, 4-1
3/12	(4) Indiana	W, 5-3
3/17	at No. 8 LSU	L, 6-5
3/17	at No. 8 LSU	W, 2-1
3/18	at No. 8 LSU	L, 9-1
3/18	at No. 8 LSU	L, 9-1
3/20	at Southeastern La.	W, 8-1
3/24	at Kentucky	L, 4-3
3/24	at Kentucky	L, 10-6
3/25	at Tennessee	L, 8-7 (9)
3/25	at Tennessee	W, 18-5
3/31	No. 14 Alabama	L, 9-0
3/31	No. 14 Alabama	L, 4-1 (8)
4/1	No. 14 Alabama	L, 7-1
4/1	No. 14 Alabama	L, 14-5
4/5	Mercer	W, 11-2
4/5	Mercer	W, 11-3
4/7	at Arkansas	L, 2-0
4/7	at Arkansas	L, 6-2
4/8	at Arkansas	W, 3-1
4/8	at Arkansas	L, 4-2
4/11	at Georgia Tech	L, 4-3 (8)
4/14	at Florida	W, 2-0
4/15	at Florida State	L, 7-0
4/15	at Florida State	W, 5-4 (13)
4/18	at UAB	W, 7-3
4/21	Ole Miss	L, 2-1 (9)
4/21	Ole Miss	W, 4-2
4/22	Ole Miss	W, 6-0
4/22	Ole Miss	L, 6-2
4/28	Georgia	W, 3-2
4/28	Georgia	W, 7-5
4/30	No. 21 Mississippi State	L, 3-2
4/30	No. 21 Mississippi State	L, 9-4
5/1	No. 21 Mississippi State	W, 5-2
5/1	No. 21 Mississippi State	L, 10-2
5/11	(5) vs. No. 7 LSU	L, 8-0
5/12	(5) vs. No. 22 Miss. State	L, 9-3

- (1) UTA Tournament; Grand Prairie, Texas
(2) Tiger Invitational; Auburn, Ala.
(3) War Eagle Classic; Auburn, Ala.
(4) USF/Gladstone Tournament; Tampa, Fla.
(5) SEC Tournament; Columbus, Ga.

Season Highlights

- Auburn's 34-31 record marked the first winning season in school history.
- The Tigers opened the season by winning 11 of their first 14 games.
- Auburn head coach Tina Deese won her 100th game at Auburn March 25 at Tennessee. The Tigers defeated the Lady Vols, 18-5.
- Jen Lofton led the Tigers in every major pitching category and set a then-school record with 14 victories.
- Mary Petrie batted .454, a single-season mark that is still the best in program history.
- The Tigers posted two five-game win streaks (Feb. 19-22 and March 4-12) and one four-gamer (Feb. 8-11).
- Jen Kraemer earned the school's first All-Region honor by placing on the first team.

Post-Season Honors

- **Jen Kraemer:** All-Region First Team
- **Mary Petrie:** All-SEC First Team

Final West Division Standings

Team	SEC		Overall	
	W-L	Pct.	W-L	Pct.
LSU	26-4	.867	59-13	.819
Alabama	25-5	.833	66-14	.825
Arkansas	19-11	.633	44-31	.587
Miss. State	17-13	.567	44-27	.620
Auburn	10-19	.345	34-31	.523
Ole Miss	8-22	.267	21-42	.333

Auburn Team Leaders

Offense

Batting Average.....	Mary Petrie, .454
At Bats.....	Ashley Moore, 213
Hits.....	Jen Kraemer, 70
Runs.....	Ashley Moore, 40
RBI.....	Mary Petrie, 43
Doubles.....	Jen Kraemer, 17
.....	Ashley Moore, 17
Triples.....	Jen Kraemer, 2
Home Runs.....	Mary Petrie, 10
Strikeouts.....	Marcella Passarelli, 54
Walks.....	Mary Petrie, 23
On-Base Percentage.....	Mary Petrie, .531
Slugging Percentage.....	Mary Petrie, .782
Total Bases.....	Jen Kraemer, 106
Sacrifice Flies.....	Jen Kraemer, 4
Stolen Bases.....	Marcella Passarelli, 13

Pitching

Appearances.....	Jen Lofton, 45
Innings.....	Jen Lofton, 173.2
Wins.....	Jen Lofton, 14
ERA.....	Jen Lofton, 2.78
Strikeouts.....	Jen Lofton, 97
Walks.....	Jen Lofton, 59
Batting Average.....	Jen Lofton, .248
Saves.....	Jen Lofton, 6



Jen Lofton

2001

31-32 • 10-20 SEC

5th SEC West

Head Coach: Tina Deese

2/7	at Samford	W, 2-1
2/7	at Samford	W, 9-1
2/9	(1) vs. Purdue	W, 7-2
2/9	(1) vs. Syracuse	W, 7-0
2/10	(1) vs. Ohio State	W, 3-2
2/10	(1) vs. Northern Illinois	W, 7-2
2/11	(1) vs. Ohio State	L, 4-0 (9)
2/15	(2) vs. UCSB	W, 3-2
2/15	(2) vs. Hawaii	W, 3-2
2/16	(2) vs. Centenary	W, 15-1
2/16	(2) vs. No. 14 CS-Full.	L, 4-3 (10)
2/17	(2) vs. Hawaii	L, 5-0
2/17	(2) vs. Centenary	W, 8-2
2/18	(2) vs. UCSB	L, 5-0
2/22	at UCSB	W, 2-1
2/23	(3) vs. Utah	L, 4-3
2/23	(3) vs. No. 21 Texas A&M	L, 4-3
3/6	Ball State	L, 2-1
3/6	Ball State	W, 3-0
3/9	(4) vs. UAB	W, 6-2
3/9	(4) vs. Alabama A&M	W, 18-2
3/10	(4) vs. Ball State	W, 8-3
3/10	(4) vs. Austin Peay	W, 10-2
3/10	(4) vs. Samford	L, 3-2
3/11	(4) vs. Ball State	W, 9-1
3/11	(4) vs. Samford	L, 3-2
3/14	at Troy State	L, 3-1
3/17	at Georgia	W, 4-0
3/17	at Georgia	L, 1-0
3/18	at Georgia	W, 8-2
3/24	Arkansas	L, 6-0
3/24	Arkansas	L, 5-2
3/25	Arkansas	L, 4-3
3/31	at Ole Miss	W, 4-0
3/31	at Ole Miss	W, 13-7 (10)
4/1	at Ole Miss	L, 2-3
4/4	Florida	W, 9-1
4/4	Florida	L, 9-3 (8)
4/5	Florida	W, 6-5
4/7	No. 19 South Carolina	L, 5-3 (10)
4/7	No. 19 South Carolina	L, 10-0
4/8	No. 19 South Carolina	L, 4-3
4/14	at Mississippi State	L, 5-4
4/14	at Mississippi State	L, 7-2
4/15	at Mississippi State	L, 4-3
4/18	at No. 7 Alabama	L, 8-0
4/18	at No. 7 Alabama	L, 6-4
4/19	at No. 7 Alabama	L, 5-1
4/21	Tennessee	L, 7-2
4/21	Tennessee	W, 5-3
4/22	Tennessee	W, 12-1
4/25	Mercer	W, 7-3
4/25	Mercer	W, 12-0
4/28	at Kentucky	W, 6-3
4/28	at Kentucky	L, 8-5
4/29	at Kentucky	L, 7-6
5/5	No. 4 LSU	L, 9-0
5/5	No. 4 LSU	L, 6-3
5/6	No. 4 LSU	W, 7-3
5/10	(5) vs. No. 3 LSU	L, 6-0
5/11	(5) vs. Florida	W, 4-1
5/12	(5) vs. No. 7 Alabama	W, 5-3
5/12	(5) vs. No. 4 LSU	L, 4-1

- (1) Tiger Invitational; Auburn, Ala.
 (2) Chevron Paradise Classic; Honolulu, Hawaii
 (3) UCSB Tournament; Santa Barbara, Calif.
 (4) Samford Invitational; Birmingham, Ala.
 (5) SEC Tournament; Chattanooga, Tenn.

Season Highlights

- Auburn won its first six games of the season, the best start in program history.
- The Tigers started off the season with victories in 9 of their first 10 games.
- Ashley Moore became Auburn's first All-American, earning second team status.
- Moore led the Tigers in eight major offensive categories and set then-program records in runs (50), home runs (13) and doubles (22).
- Auburn head coach Tina Deese won her 50th SEC game April 22 in a 12-1 win over Tennessee.

Post-Season Honors

- **Jen Kraemer:** All-Region Second Team; All-SEC First Team
- **Michelle Martin:** All-Region First Team; SEC All-Tournament Team
- **Ashley Moore:** All-America Second Team; All-Region First Team; All-SEC First Team
- **Mary Petrie:** All-SEC First Team

Final West Division Standings

Team	SEC			Overall		
	W-L	Pct.		W-L	Pct.	
LSU	26-4	.867	56-11	.836		
Alabama	24-6	.800	50-11	.820		
Miss. State	19-11	.633	36-26	.581		
Arkansas	14-16	.467	36-30	.545		
Auburn	10-20	.333	31-32	.492		
Ole Miss	5-22	.185	18-40	.310		

Auburn Team Leaders

Offense

Batting Average.....	Ashley Moore, .383
At Bats.....	Ashley Moore, 209
Hits.....	Ashley Moore, 80
Runs.....	Ashley Moore, 50
RBI.....	Ashley Moore, 40
Doubles.....	Ashley Moore, 22
Triples.....	Four players tied, 1
Home Runs.....	Ashley Moore, 13
Strikeouts.....	Jennifer Hammock, 31
Walks.....	Mary Petrie, 31
On-Base Percentage.....	Mary Petrie, .475
Slugging Percentage.....	Mary Petrie, .685
Total Bases.....	Ashley Moore, 137
Sacrifice Flies.....	Michelle Martin, 2
.....	Mary Petrie, 2
Stolen Bases.....	Kim Freeland, 6
.....	Jennifer Hammock, 6

Pitching

Appearances.....	Jaime Rasmussen, 35
Innings.....	Jaime Rasmussen, 142.0
Wins.....	Three players tied, 3
ERA.....	Jen Lofton, 1.62
Strikeouts.....	Lily DuBois, 81
Walks.....	Lily DuBois, 49
Batting Average.....	Jen Lofton, .241
Saves.....	Jaime Rasmussen, 3

2002

37-28 • 15-15 SEC

3rd SEC West • Tallahassee Regional

Head Coach: Tina Deese

2/1	(1) Austin Peay	W, 12-0
2/1	(1) Southeastern La.	W, 2-1 (8)
2/2	(1) Charleston Southern	W, 8-0
2/2	(1) Mercer	W, 7-0
2/3	(1) Southeastern La.	W, 1-0
2/3	(1) Mercer	W, 5-1
2/9	at Mercer	W, 3-2
2/9	at Mercer	W, 7-3
2/15	(2) vs. No. 25 S. Florida	W, 7-2
2/15	(2) vs. Notre Dame	L, 3-2 (10)
2/16	(2) at No. 1 Arizona	L, 4-0
2/16	(2) vs. New Mexico St.	W, 2-0
2/19	Samford	W, 4-3
2/19	Samford	W, 9-1
3/1	(3) vs. No. 7 Oklahoma	L, 6-2
3/1	(3) at Florida Int'l	W, 3-1
3/2	(3) vs. No. 20 Florida Atl.	L, 4-1
3/2	(3) vs. Wichita State	W, 4-2
3/3	(3) at Florida Int'l	W, 5-3
3/6	Troy State	W, 4-0
3/8	(4) vs. M. Tennessee	L, 9-3
3/8	(4) vs. Iowa State	L, 4-3
3/9	(4) at No. 20 Florida State	L, 5-4
3/9	(4) vs. UMKC	W, 4-2
3/10	(4) vs. Providence	W, 9-0
3/10	(4) vs. M. Tennessee	W, 6-0
3/13	Ball State	W, 9-0
3/16	No. 21 Georgia	L, 5-3
3/16	No. 21 Georgia	L, 12-2
3/17	No. 21 Georgia	L, 8-1
3/19	Georgia Tech	L, 9-1
3/19	Georgia Tech	L, 2-1
3/23	at Arkansas	L, 6-3
3/23	at Arkansas	L, 4-0
3/24	at Arkansas	L, 3-2
3/26	at Florida	W, 8-3
3/26	at Florida	W, 3-2
3/27	at Florida	L, 8-0
3/30	Ole Miss	W, 4-0
3/30	Ole Miss	W, 3-0
3/31	Ole Miss	W, 4-0
4/6	at South Carolina	L, 4-2
4/6	at South Carolina	L, 3-1
4/7	at South Carolina	L, 3-2
4/13	Mississippi State	L, 2-1
4/13	Mississippi State	W, 6-4
4/14	Mississippi State	L, 3-1
4/20	at Tennessee	L, 9-6
4/20	at Tennessee	W, 9-0
4/21	at Tennessee	W, 8-0
4/22	at Middle Tennessee	W, 10-4 (8)
4/27	Kentucky	L, 8-5
4/27	Kentucky	W, 6-1
4/28	Kentucky	W, 17-1
5/1	at No. 3 LSU	L, 8-0
5/1	at No. 3 LSU	W, 2-1
5/2	at No. 3 LSU	L, 5-0
5/4	No. 15 Alabama	W, 3-1
5/4	No. 15 Alabama	W, 6-4
5/5	No. 15 Alabama	W, 3-2
5/9	(5) vs. No. 25 Georgia	L, 4-3
5/10	(5) vs. Florida	W, 7-1
5/11	(5) vs. No. 18 Alabama	L, 5-4
5/16	(6) at No. 21 Florida State	L, 2-1
5/17	(6) vs. No. 12 Florida Atl.	L, 4-2

Season Highlights

- 37-28 record led way to Auburn's first-ever NCAA Regional appearance.
- Auburn's 37 wins marked the most in program history.
- Tigers post two new awards: Tina Deese wins SEC Co-Coach Of The Year and Sara Dean is SEC Co-Freshman Of The Year.
- Auburn posts best start to a season by winning its first nine games.
- Ashley Moore set the Auburn single-season record with 17 home runs, giving her 30 over two seasons. Moore, a senior, left the program with 40 career round-trippers.
- Moore earned her second straight All-SEC First Team honor.

Post-Season Honors

- **Kasey Angulo:** All-SEC Second Team
- **Sara Dean:** SEC Co-Freshman Of The Year
- **Tina Deese:** SEC Co-Coach Of The Year
- **Ashley Moore:** All-Region First Team; First-Team All-SEC

Final West Division Standings

Team	SEC			Overall		
	W-L	Pct.		W-L	Pct.	
LSU	25-4	.862	56-11	.836		
Alabama	22-8	.733	46-21	.687		
Auburn	15-15	.500	37-28	.569		
Arkansas	14-16	.467	39-28*	.582		
Miss. State	13-16	.448	36-31	.537		
Ole Miss	7-23	.233	25-29	.463		

* Includes tie

Auburn Team Leaders

Offense

Batting Average.....	Ashley Moore, .343
At Bats.....	Kasey Angulo, 190
Hits.....	Kasey Angulo, 64
Runs.....	Ashley Moore, 50
RBI.....	Kasey Angulo, 41
Doubles.....	Kasey Angulo, 16
Triples.....	Four players tied, 1
Home Runs.....	Ashley Moore, 17
Strikeouts.....	Kelly Sutton, 41
Walks.....	Ashley Moore, 39
On-Base Percentage.....	Ashley Moore, .463
Slugging Percentage.....	Ashley Moore, .697
Total Bases.....	Ashley Moore, 122
Sacrifice Flies.....	Four players tied, 2
Stolen Bases.....	Shannon Anderson, 21

Pitching

Appearances.....	Kristen Keyes, 50
Innings.....	Kristen Keyes, 220.2
Wins.....	Kristen Keyes, 21
ERA.....	Kristen Keyes, 1.78
Strikeouts.....	Kristen Keyes, 211
Walks.....	Kristen Keyes, 92
Batting Average.....	Kristen Keyes, .201
Saves.....	Kristen Keyes, 9



Kristen Keyes

- (1) Tiger Invitational; Auburn, Ala.
 (2) Arizona Pepsi Classic; Tucson, Ariz.
 (3) Golden Panther Invitational; Miami, Fla.
 (4) Seminole Invitational; Tallahassee, Fla.
 (5) SEC Tournament; Chattanooga, Tenn.
 (6) NCAA Regional; Tallahassee, Fla.

Yearly Results

AUBURN

SOFTBALL™

2003

26-31 • 13-16 SEC

3rd SEC West

Head Coach: Tina Deese

1/31	(1) vs. Northwestern	L, 6-1
1/31	(1) vs. Florida Atlantic	W, 5-3
2/1	(1) vs. No. 2 Arizona	L, 6-0
2/1	(1) vs. South Florida	L, 6-4
2/2	(1) vs. Sam Houston St.	W, 6-5
2/4	at No. 9 Florida State	L, 8-0
2/4	at No. 9 Florida State	L, 3-2
2/7	(2) Mercer	W, 9-2
2/7	(2) UT-Chattanooga	W, 4-1
2/8	(2) Missouri	L, 8-3
2/8	(2) Mercer	W, 3-0
2/9	(2) Missouri	W, 3-2
2/11	at Samford	L, 1-0
2/14	(3) vs. Southeastern La.	W, 3-2
2/16	(3) vs. Tulsa	L, 5-0
2/16	(3) vs. UL-Lafayette	L, 9-1
2/18	at Troy State	L, 4-3
2/21	(4) vs. Wright State	W, 8-0
2/21	(4) vs. Lipscomb	L, 1-0
2/22	(4) at Mercer	W, 5-4
2/23	(4) vs. B'ham-Southern	W, 16-0
2/23	(4) vs. Alabama A&M	W, 12-1
2/25	UAB	L, 4-0
3/4	Florida	L, 4-0
3/4	Florida	L, 9-1
3/5	Florida	W, 3-0
3/8	at No. 10 Georgia	L, 7-1
3/8	at No. 10 Georgia	L, 10-0
3/9	at No. 10 Georgia	L, 9-4
3/15	Arkansas	L, 4-1
3/16	Arkansas	W, 2-0
3/16	Arkansas	W, 3-2
3/22	at Mississippi	W, 3-0
3/22	at Mississippi	W, 2-0
3/23	at Mississippi	W, 4-0
3/26	at UAB	W, 5-2
3/29	No. 15 South Carolina	L, 12-1
3/29	No. 15 South Carolina	W, 2-1
3/30	No. 15 South Carolina	L, 4-0
4/2	at No. 18 Alabama	L, 2-1
4/2	at No. 18 Alabama	L, 4-0
4/3	at No. 18 Alabama	L, 4-0
4/5	at Mississippi State	W, 7-3
4/5	at Mississippi State	L, 7-1
4/12	Tennessee	L, 2-0
4/12	Tennessee	W, 1-0
4/13	Tennessee	W, 4-1
4/18	at Kentucky	W, 9-1
4/18	at Kentucky	W, 5-4
4/19	at Kentucky	W, 1-0
4/23	Georgia Tech	W, 1-0
4/26	No. 11 LSU	L, 2-0
4/26	No. 11 LSU	L, 5-4
4/27	No. 11 LSU	L, 10-1
5/2	at Georgia Tech	L, 2-0
5/8	(5) vs. No. 16 Alabama	L, 4-0
5/9	(5) vs. Tennessee	L, 4-3 (9)

- (1) USF-Louisville Slugger Tourn.; Tampa, Fla.
 (2) Tiger Invitational; Auburn, Ala.
 (3) Mardi Gras Tournament; Monroe, La.
 (4) Holiday Inn Invitational; Macon, Ga.
 (5) SEC Tournament; Plant City, Fla.

Season Highlights

- Ashley Griffin, in her freshman season, led the team with a .291 batting average, 51 hits, 22 runs and 16 doubles.
- The Tigers finished tied for third in the SEC West with a 13-16 conference record and qualified for the SEC Tournament for the fourth straight season.
- Auburn won a season-best six straight games twice (March 16-26 and April 12-23).

Final West Division Standings

Team	SEC		Overall	
	W-L	Pct.	W-L	Pct.
Alabama	22-8	.733	49-21	.700
LSU	20-9	.690	50-18	.735
Auburn	13-16	.448	26-31	.456
Miss. State	13-16	.448	34-30	.531
Arkansas	8-22	.267	24-36	.400
Ole Miss	8-22	.267	19-34	.358

Auburn Team Leaders

Offense

Batting Average	Ashley Griffin, .291
At Bats	Shannon Anderson, 176
Hits	Ashley Griffin, 51
Runs	Ashley Griffin, 22
RBI	Paige Jones, 18
Doubles	Deni Zeigler, 18
Triples	Ashley Griffin, 16
Home Runs	Shannon Anderson, 2
Strikeouts	Kasey Angulo, 5
Walks	Ashley Griffin, 34
On-Base Percentage	Annie Norton, 34
Slugging Percentage	Sara Dean, 15
Total Bases	Ashley Griffin, 79
Sacrifice Flies	Kasey Angulo, 2
Stolen Bases	Paige Jones, 2
	Shannon Anderson, 19

Pitching

Appearances	Kristen Keyes, 32
Innings	Kristen Keyes, 173.0
Wins	Kristen Keyes, 12
ERA	Kristen Keyes, 2.75
Strikeouts	Kristen Keyes, 196
Walks	Kristen Keyes, 77
Batting Average	Kristen Keyes, .218
Saves	Kristen Keyes, 1



Sara Dean

2004

42-18 • 19-10 SEC

2nd SEC West • Stanford Regional

Head Coach: Tina Deese

1/30	(1) vs. Florida A&M	W, 6-1
1/30	(1) vs. Illinois State	W, 2-0
2/6	(2) vs. Northwestern St.	W, 2-0
2/6	(2) vs. North Texas	W, 7-2
2/7	(2) vs. Wichita State	W, 15-0
2/7	(2) vs. Baylor	L, 2-0
2/8	(2) vs. Pacific	L, 2-1
2/11	at Alabama State	W, 13-0
2/13	(3) vs. Evansville	W, 7-0
2/13	(3) Austin Peay	W, 6-2
2/14	(3) Furman	W, 9-1
2/14	(3) Furman	W, 3-1
2/15	(3) Evansville	W, 8-0
2/17	at UAB	W, 4-3
2/20	(4) vs. CSU-Northridge	L, 2-2
2/20	(4) vs. Sacramento State	W, 6-2
2/21	(4) vs. San Diego State	W, 1-0
2/24	Samford	W, 4-0
2/28	at B'ham-Southern	W, 6-0
2/28	at B'ham-Southern	W, 3-1
3/2	Troy State	W, 2-0
3/13	at Arkansas	W, 1-0
3/14	at Arkansas	W, 9-0
3/14	at Arkansas	W, 3-0
3/20	Mississippi	W, 5-0
3/20	Mississippi	W, 9-0
3/21	Mississippi	L, 3-1
3/27	at No. 15 South Carolina	W, 1-0
3/27	at No. 15 South Carolina	W, 5-1
3/28	at No. 15 South Carolina	W, 6-5
3/30	at No. 19 Florida	L, 2-1
3/30	at No. 19 Florida	L, 3-0
3/31	at No. 13 Florida	L, 11-3
4/2	Mississippi State	W, 3-2
4/3	Mississippi State	W, 7-3
4/3	Mississippi State	L, 3-2
4/7	at Troy State	W, 1-0
4/9	at No. 12 Tennessee	L, 3-0
4/9	at No. 12 Tennessee	W, 6-1
4/10	at No. 12 Tennessee	L, 4-0
4/17	No. 7 Georgia	W, 1-0
4/17	No. 7 Georgia	L, 5-3
4/18	No. 7 Georgia	W, 4-2
4/20	No. 13 Alabama	W, 4-0
4/20	No. 13 Alabama	W, 3-2
4/21	No. 14 Alabama	L, 6-3
4/24	at No. 6 LSU	W, 2-1
4/24	at No. 6 LSU	L, 11-0
5/1	Kentucky	W, 6-1
5/1	Kentucky	W, 1-0
5/2	Kentucky	W, 6-0
5/3	No. 2 Florida State	W, 1-0
5/3	No. 2 Florida State	L, 4-0
5/13	(5) vs. No. 15 Alabama	L, 7-1
5/14	(5) vs. South Carolina	W, 2-0
5/15	(5) vs. Mississippi State	W, 4-3
5/15	(5) vs. No. 3 LSU	W, 2-0
5/16	(5) vs. No. 3 LSU	L, 1-0
5/20	(6) vs. Hofstra	L, 1-0
5/20	(6) vs. No. 16 Fresno St.	L, 3-1 (10)

- (1) Diamond Sports Fun and Sun Classic; Miami, Fla.
 (2) Getteman Classic; Waco, Texas
 (3) Tiger Invitational; Auburn, Ala.
 (4) Campbell/Cartier Classic; San Diego, Calif.
 (5) SEC Tournament; Tuscaloosa, Ala.
 (6) NCAA Regional; Stanford, Calif.

Season Highlights

- Auburn returned to an NCAA Regional after posting a then-school record 42 wins and 19 victories in SEC play.
- The Tigers advanced to the Stanford Regional, where they were defeated by Hofstra, 1-0, and Fresno State, 3-1, in 10 innings.
- The regional appearance marked the second in the program's history.
- Auburn began the season with five straight wins and victories in 23 of its first 26 games.
- Auburn earned a top 25 ranking for the first time in program history March 31, taking the No. 22 slot in the NFCA/USA Today Top 25 poll.
- Auburn rose as high as No. 12 in the poll before finishing the season 23rd.
- The Tigers finished the season 36-4 when scoring first.

Post-Season Honors

- Shannon Anderson:** All-SEC Second Team
- Sara Dean:** All-America Third Team; All-Region First Team; All-SEC First Team
- Sara Ghezzi:** Freshman All-SEC
- Paige Jones:** SEC All-Tournament Team
- Kristen Keyes:** All-America Third Team; All-Region Second Team; All-SEC Second Team
- Kristina McCain:** Freshman All-SEC

Final West Division Standings

Team	SEC		Overall	
	W-L	Pct.	W-L	Pct.
LSU	22-6	.786	57-12	.826
Auburn	19-10	.655	42-18	.700
Alabama	18-12	.600	42-18	.700
Miss. State	14-15	.483	38-24	.613
Ole Miss	8-21	.276	15-37	.288
Arkansas	6-24	.200	18-40	.310

Auburn Team Leaders

Offense

Batting Average	Sara Dean, .333
At Bats	Ashley Griffin, 187
Hits	Sara Dean, 58
Runs	Ashley Griffin, 34
RBI	Sara Dean, 30
Doubles	Sara Dean, 14
Triples	Ashley Griffin, 2
Home Runs	Sara Dean, 2
Strikeouts	Ashley Griffin, 6
Walks	Ashley Griffin, 35
On-Base Percentage	Kristina McCain, 24
Slugging Percentage	Sara Dean, .403
Total Bases	Sara Dean, 91
Sacrifice Flies	Martha Phillips, 21
Stolen Bases	Holly Currie, 2
	Shannon Anderson, 33

Pitching

Appearances	Kristen Keyes, 43
Innings	Kristen Keyes, 243.1
Wins	Kristen Keyes, 27
ERA	Kristen Keyes, 1.06
Strikeouts	Kristen Keyes, 320
Walks	Kristen Keyes, 57
Batting Average	Kristen Keyes, .134
Saves	Beth DiPietro, 2

2005

50-18 • 21-8 SEC

2nd SEC West • Auburn Regional

Head Coach: Tina Deese

2/4	(1) vs. No. 21 South Florida	W, 6-4
2/4	(1) vs. Illinois State	L, 3-2 (8)
2/5	(1) vs. Kentucky	W, 9-1
2/5	(1) vs. Florida Intl.	W, 6-1
2/6	(1) vs. Florida Intl.	L, 4-0
2/9	Alabama State	W, 19-2
2/11	(2) College of Charleston	W, 9-0
2/11	(2) Marshall	W, 8-0
2/12	(2) Northwestern State	L, 2-0
2/12	(2) College of Charleston	W, 2-1
2/13	(2) Marshall	W, 8-0
2/16	UAB	W, 14-0
2/18	(3) Gardner-Webb	W, 4-0
2/18	(3) Boston College	L, 4-2
2/19	(3) Austin Peay	W, 6-0
2/19	(3) Birmingham-Southern	W, 8-2
2/19	(3) Gardner-Webb	W, 3-0
2/20	(3) Boston College	W, 7-6
2/25	(4) vs. Sacramento State	W, 2-1
2/25	(4) vs. Texas Tech	W, 4-1
2/26	(4) vs. UC Davis	W, 3-0
2/26	(4) vs. No. 4 Stanford	L, 9-0
2/27	(4) vs. UAB	W, 8-1
3/2	at Troy	W, 3-2
3/4	(5) vs. M. Tennessee State	W, 13-1
3/4	(5) vs. M. Tennessee State	W, 7-0
3/5	(5) vs. Georgia Southern	W, 10-0
3/5	(5) vs. Iowa	W, 2-1
3/6	(5) vs. Iowa	L, 16-1
3/12	Arkansas	W, 4-0
3/12	Arkansas	W, 10-1
3/13	Arkansas	W, 10-2
3/19	at Ole Miss	L, 2-0
3/19	at Ole Miss	W, 4-0
3/20	at Ole Miss	W, 4-3
3/22	at No. 9 Alabama	W, 4-2
3/23	at No. 9 Alabama	L, 6-4
3/23	at No. 9 Alabama	L, 4-3
3/26	South Carolina	W, 10-8
3/26	South Carolina	W, 11-2
3/29	Georgia State	W, 4-2
3/30	at Jacksonville State	W, 7-2
4/2	at Mississippi State	W, 10-2
4/2	at Mississippi State	L, 4-3
4/3	at Mississippi State	W, 6-4
4/9	No. 4 Tennessee	L, 5-0
4/10	No. 4 Tennessee	W, 6-1
4/16	at No. 11 Georgia	L, 5-4
4/16	at No. 11 Georgia	L, 4-3 (8)
4/17	at No. 11 Georgia	W, 8-4
4/23	LSU	W, 7-4
4/23	LSU	W, 8-0
4/24	LSU	W, 2-0
4/26	No. 16 Florida	W, 5-3
4/26	No. 16 Florida	W, 6-4
4/27	No. 16 Florida	W, 6-5
4/30	at Kentucky	L, 5-2
4/30	at Kentucky	W, 8-0
5/1	at Kentucky	W, 10-0
5/12	(6) vs. South Carolina	W, 8-0
5/13	(6) vs. No. 9 Alabama	L, 9-5
5/14	(6) vs. No. 8 Georgia	L, 7-3
5/20	(7) Florida State	L, 5-0
5/21	(7) vs. Florida A&M	W, 11-2
5/21	(7) vs. Florida State	L, 2-0

(1) Diamond Sports Fun and Sun Classic; Miami, Fla.

(2) Tiger Invitational; Auburn, Ala.

(3) War Eagle Classic; Auburn, Ala.

(4) Stanford Invitational; Stanford, Calif.

(5) Buzz Classic; Marietta, Ga.

(6) SEC Tournament; Gainesville, Fla.

(7) NCAA Regional; Auburn, Ala.

Season Highlights

- Auburn's 50-18 set a season-record for wins as did the 21 victories in SEC play.
- The Tigers hosted their first NCAA Regional and won their first postseason game, 11-2, over Florida A&M.
- Holly Currie set the AU single-season record with 65 RBI and tied the single-season mark with 17 home runs.
- Ashley Griffin set the AU single-season record with 56 runs scored.
- Currie (24) and Beth DiPietro (23) became the first Tiger tandem to win 20 or more games in the same season.
- The Tigers finished the season with a school-record 26 wins at Jane B. Moore Field.

Post-Season Honors

- Holly Currie:** All-America Second Team; All-Region First Team; All-SEC Second Team
- Sara Dean:** All-SEC First Team
- Sara Ghezzi:** All-SEC First Team
- Paige Jones:** All-America Third Team; All-Region First Team; ESPN The Magazine All-Academic Third Team; ESPN The Magazine All-Academic Region IV First Team; All-SEC First Team
- Amy Shaw:** SEC All-Tournament Team

Final West Division Standings

Team	SEC			Overall		
	W-L	Pct.		W-L	Pct.	
Alabama	23-7	.767	63-15	807		
Auburn	21-8	.724	50-18	.735		
Miss. State	12-18	.400	35-31	.530		
LSU	12-18	.400	31-23	.574		
Ole Miss	10-20	.333	30-28	.517		
Arkansas	4-25	.138	19-43	.306		

Auburn Team Leaders

Offense

Batting Average.....	Holly Currie, .394
At Bats.....	Ashley Griffin, 213
Hits.....	Holly Currie, 76
Runs.....	Ashley Griffin, 56
RBI.....	Holly Currie, 65
Doubles.....	Holly Currie, 20
Triples.....	Sara Dean, 4
Home Runs.....	Holly Currie, 17
Strikeouts.....	Lauren Walton, 36
Walks.....	Kristina McCain, 33
On-Base Percentage.....	Holly Currie, .464
Slugging Percentage.....	Holly Currie, .772
Total Bases.....	Holly Currie, 149
Sacrifice Flies.....	Sara Dean, 7
Stolen Bases.....	Kristina McCain, 16

Pitching

Appearances.....	Holly Currie, 46
Innings.....	Holly Currie, 208.1
Wins.....	Holly Currie, 24
ERA.....	Holly Currie, 1.95
Strikeouts.....	Holly Currie, 250
Walks.....	Holly Currie, 115
Batting Average.....	Holly Currie, .184
Saves.....	Holly Currie, 5

2006

36-22 • 15-15 SEC

3rd SEC West • Tucson Regional

Head Coach: Tina Deese

2/10	(1) vs. Minnesota	W, 7-0
2/10	(1) vs. Miami (Ohio)	W, 15-1 (5)
2/11	(1) vs. Evansville	W, 12-7
2/11	(1) vs. North Carolina State	W, 2-0
2/12	(1) vs. Centenary	L, 9-6
2/14	at Georgia State	W, 3-2 (9)
2/17	(2) vs. Middle Tennessee	W, 5-2
2/17	(2) vs. Jacksonville State	W, 7-1
2/18	(2) vs. Mercer	W, 19-0 (5)
2/19	(2) vs. Lipscomb	W, 10-0 (5)
2/21	at UAB	W, 8-0
2/24	(3) vs. No. 16 Arizona St.	L, 1-0 (8)
2/24	(3) vs. No. 24 Missouri	W, 2-0
2/28	No. 7 Michigan	L, 1-0
3/1	&vs. Southern Miss.	W, 4-1
3/4	(4) vs. Boston College	W, 10-2 (6)
3/4	(4) vs. Florida Atlantic	W, 4-1
3/5	(4) vs. Boston College	W, 9-3
3/5	(4) vs. Florida Atlantic	L, 5-3
3/8	Samford	W, 1-0
3/11	Kentucky	W, 2-1
3/11	Kentucky	W, 3-0
3/12	Kentucky	W, 7-6 (8)
3/14	Troy	W, 4-3
3/18	at No. 2 Tennessee	L, 2-0
3/18	at No. 2 Tennessee	W, 3-1
3/19	at No. 2 Tennessee	L, 8-0 (5)
3/25	No. 11 Georgia	L, 4-1
3/25	No. 11 Georgia	L, 8-5
3/26	No. 11 Georgia	W, 6-2
3/28	at Florida	W, 2-1
3/28	at Florida	L, 5-4 (9)
3/29	at Florida	L, 5-0
3/30	at Florida State	W, 7-2
4/4	^vs. Tennessee Tech	W, 4-0
4/8	at No. 11 LSU	L, 4-0
4/8	at No. 11 LSU	L, 6-5
4/9	at No. 11 LSU	W, 1-0
4/14	Mississippi State	W, 4-1
4/15	Mississippi State	W, 6-5
4/15	Mississippi State	W, 5-3
4/22	at Arkansas	W, 5-4
4/22	at Arkansas	L, 2-0
4/23	at Arkansas	W, 2-1
4/25	No. 4 Alabama	L, 9-1 (5)
4/25	No. 4 Alabama	W, 4-2
4/26	Alabama	L, 9-0 (6)
4/29	at South Carolina	L, 5-2
4/29	at South Carolina	W, 4-0
4/30	at South Carolina	L, 7-1
5/6	Ole Miss	W, 2-0
5/6	Ole Miss	L, 5-4
5/7	Ole Miss	L, 6-5
5/11	(5) vs. No. 11 LSU	L, 4-1
5/18	(6) vs. Ohio State	L, 1-0 (10)
5/19	(6) vs. Marist	W, 14-0 (5)
5/20	(6) at Arizona	L, 4-2

(1) Tiger Invitational; Auburn, Ala.

(2) War Eagle Classic; Auburn, Ala.

(3) NFCA Leadoff Classic; Columbus, Ga.

(4) Florida Atlantic Tournament; Boca Raton, Fla.

(5) SEC Tournament; Athens, Ga.

(6) NCAA Regional; Tucson, Ariz.

& Game played in Pensacola, Fla.

^ Game played in Huntsville, Ala.

Season Highlights

- The Tigers returned to an NCAA Regional for the third straight season, traveling to Tucson, Ariz.
- Auburn advanced to its first regional championship game, losing to eventual national champion Arizona, 4-2.
- At the regional, Auburn defeated Marist, 14-0, and Ohio State, 4-0.
- Holly Currie and Beth DiPietro combined for six no-hitters, setting an AU single-season record. Currie threw five, also an Auburn record.
- Sara Ghezzi became Auburn's first player to be recognized by the SEC three straight years. She was All-Freshman in 2004, All-SEC First Team in 2005 and second team in 2006.
- Auburn head coach Tina Deese won her 600th career game March 8 vs. Samford.
- Tatiana Fernandez set an Auburn freshman record with 183 at bats, 41 RBI and eight home runs.

Post-Season Honors

- Tatiana Fernandez:** Freshman All-SEC
- Sara Ghezzi:** All-SEC Second Team
- Kristina McCain:** All-SEC Second Team

Final West Division Standings

Team	SEC		Overall	
	W-L	Pct.	W-L	Pct.
Alabama	25-4	.862	54-11	.831
LSU	22-8	.733	55-14	.797
Auburn	15-15	.500	36-22	.621
Arkansas	10-19	.345	26-35	.426
Ole Miss	10-20	.333	24-36	.400
Miss. State	7-22	.241	33-28	.541

Auburn Team Leaders

Offense

Batting Average.....	Sara Ghezzi, .357
At Bats.....	Tatiana Fernandez, 183
Hits.....	Kristina McCain, 61
Runs.....	Kristina McCain, 43
RBI.....	Tatiana Fernandez, 41
Doubles.....	Kristina McCain, 12
Triples.....	Tatiana Fernandez, 12
Home Runs.....	Myesha Finney, 3
Home Runs.....	Sara Ghezzi, 8
Strikeouts.....	Tatiana Fernandez, 8
Strikeouts.....	Ashley Griffin, 8
Walks.....	Holly Currie, 38
On-Base Percentage.....	Kristina McCain, 36
Slugging Percentage.....	Kristina McCain, .481
Slugging Percentage.....	Sara Ghezzi, .594
Total Bases.....	Tatiana Fernandez, 95
Sacrifice Flies.....	Tatiana Fernandez, 2
Stolen Bases.....	Ashley Griffin, 2
Stolen Bases.....	Myesha Finney, 2
Stolen Bases.....	Lauren Walton, 9

Pitching

Appearances.....	Holly Currie, 42
Innings.....	Holly Currie, 219.0
Wins.....	Holly Currie, 19
ERA.....	Holly Currie, 1.79
Strikeouts.....	Holly Currie, 286
Walks.....	Holly Currie, 87
Batting Average.....	Holly Currie, .183
Saves.....	Holly Currie, 5

Yearly Results

AUBURN

S O F T B A L L

2007

26-30 • 10-18 SEC

5th SEC West

Head Coach: Tina Deese

2/8	(1) vs. DePaul	L, 7-0
2/8	(1) vs. #15 Nebraska	L, 1-0 (8)
2/9	(1) vs. Portland State	W, 2-0
2/9	(1) at Hawaii	L, 2-1
2/10	(1) vs. DePaul	L, 5-4 (8)
2/11	(1) vs. #15 Nebraska	L, 1-0
2/14	Georgia State	W, 8-0 (6)
2/16	(2) Tennessee Tech	W, 6-3
2/16	(2) Notre Dame	L, 3-2
2/17	(2) Virginia Tech	L, 1-0
2/17	(2) Tulsa	W, 9-1 (6)
2/17	(2) UAB	W, 5-1
2/23	(3) vs. North Carolina	W, 3-0 (8)
2/23	(3) vs. #13 Michigan	L, 5-1 (8)
2/24	(3) vs. Southern Illinois	L, 3-2 (9)
2/24	(3) vs. Hofstra	W, 4-2
2/27	at Jacksonville State	W, 1-0
3/2	(4) vs. Utah	W, 9-1 (5)
3/2	(4) at South Florida	W, 9-0 (6)
3/3	(4) vs. Central Michigan	L, 2-1
3/4	(4) vs. Maryland	L, 5-4
3/4	(4) vs. New Mexico State	W, 4-2
3/7	at Troy	L, 3-1
3/10	at Kentucky	W, 10-1 (5)
3/10	at Kentucky	W, 9-4 (8)
3/11	at Kentucky	L, 2-1
3/14	Georgia	L, 4-0
3/14	Georgia	L, 5-2
3/17	Ole Miss	L, 4-2
3/17	Ole Miss	L, 3-2
3/18	Ole Miss	W, 3-1
3/24	at Mississippi State	L, 1-3
3/24	at Mississippi State	L, 1-4
3/25	at Mississippi State	W, 2-1
3/27	at Arkansas	W, 5-0
3/27	at Arkansas	W, 3-2
3/31	#6 LSU	L, 9-0 (5)
3/31	#6 LSU	L, 4-1
4/1	#6 LSU	L, 5-2
4/4	Florida Atlantic	W, 4-3
4/6	at #3 Alabama	L, 10-0 (5)
4/6	at #3 Alabama	L, 5-3
4/7	at #3 Alabama	L, 12-4 (5)
4/10	South Alabama	W, 3-0
4/14	Florida	L, 3-0
4/15	Florida	W, 6-5
4/15	Florida	L, 2-0 (8)
4/18	Alabama A&M	W, 9-1 (5)
4/18	Alabama A&M	W, 17-0 (5)
4/21	at #1 Tennessee	L, 10-0 (5)
4/21	at #1 Tennessee	L, 2-1 (8)
4/22	at #1 Tennessee	L, 5-1
4/28	South Carolina	W, 8-0 (5)
4/28	South Carolina	W, 1-0
4/29	South Carolina	W, 3-0
5/6	Florida State	W, 7-2

- (1) Oceanic Time Warner Cable Hawaii Paradise Classic; Honolulu, Hawaii
 (2) Tiger Invitational; Auburn, Ala.
 (3) NFCA Leadoff Classic; Columbus, Ga.
 (4) USF Louisville Slugger Tournament; Tampa, Fla.

Season Highlights

- Anna Thompson paced Tigers with 291 strikeouts, a team freshman record.
- Thompson struck out 10.9 batters per seven innings, placing her seventh in the NCAA rankings.
- Holly Currie threw her seventh career no-hitter Feb. 14 against Georgia State. She struck out 15 in six innings.
- Currie tied Kristen Keyes for the all-time team record with 60 career victories.
- Currie set the AU all-time record with 782 strikeouts, 143 pitching appearances and 644 innings.
- Myesha Finney set the AU single-season record with 19 hit by pitches. That tied for the SEC single-season record.

Post-Season Honors

- **Ashley Arcuri:** All-SEC Second Team
- **Jorja Bell:** SEC Good Works Team
- **Anna Thompson:** SEC All-Freshman Team

Final West Division Standings

Team	SEC W-L	Pct.	Overall W-L	Pct.
LSU	22-6	.786	55-12	.821
Alabama	21-6	.778	55-10	.846
Miss. St.	14-14	.500	35-27	.565
Ole Miss	11-17	.393	24-34	.414
Auburn	10-18	.357	26-30	.464
Arkansas	6-22	.214	21-43	.328

Auburn Team Leaders

Offense

Batting Average	Holly Currie, .321
At Bats	Holly Currie, 162
Hits	Holly Currie, 52
Runs	Sara Ghezzi, 22
RBI	Holly Currie, 32
Doubles	Ashley Arcuri, 11
Triples	Brittany Scott, 2
Home Runs	Holly Currie, 9
Strikeouts	Lindsey Harrelson, 45
Walks	Tatiana Fernandez, 25
On-Base Percentage	T. Fernandez, .414
Slugging Percentage	Holly Currie, .543
Total Bases	Holly Currie, 88
Sacrifice Flies	Myesha Finney, 4
Stolen Bases	Lauren Walton, 8

Pitching

Appearances	Anna Thompson, 40
Innings	Anna Thompson, 187.0
Wins	Anna Thompson, 15
ERA	Anna Thompson, 1.72
Strikeouts	Anna Thompson, 291
Walks	Holly Currie, 77
Batting Average	Anna Thompson, .169
Saves	Anna Thompson, 3



Sara Ghezzi

2008

38-22 • 13-14 SEC

3rd SEC West • College Station

Regional

Head Coach: Tina Deese

2/15	(1) vs. Evansville	W, 4-0
2/15	(1) vs. McNeese St.	W, 7-6
2/16	(1) vs. Gardner Webb	W, 2-1
2/16	(1) vs. Marshall	W, 7-2
2/17	(1) vs. Furman	W, 5-0
2/20	at South Alabama	W, 4-3
2/22	(2) at Central Florida	W, 1-0
2/22	(2) vs. George Mason	W, 3-1
2/23	(2) vs. Drake	W, 1-0 (9)
2/24	(2) vs. #12 Michigan	L, 9-0 (5)
2/24	(2) vs. B'ham Southern	W, 8-0
2/26	at Alabama A&M	W, 4-0
2/26	at Alabama A&M	W, 6-0
2/29	(3) vs. Georgia Tech	W, 3-2
2/29	(3) vs. Winthrop	L, 1-0
3/1	(3) vs. Charlotte	W, 4-0
3/1	(3) vs. Massachusetts	L, 6-3
3/2	(3) vs. Syracuse	W, 6-0
3/5	at Samford	W, 7-3
3/7	(4) vs. Bowling Green	W, 3-1
3/7	(4) vs. Georgia Southern	W, 3-0
3/9	(4) vs. Tennessee Tech	W, 2-0
3/9	(4) vs. Lipscomb	W, 6-1
3/11	vs. #15 Mississippi St.	L, 8-3
3/11	vs. #15 Mississippi St.	W, 5-4 (9)
3/12	vs. #15 Mississippi St.	W, 8-0 (5)
3/15	at Ole Miss	W, 3-1
3/15	at Ole Miss	W, 5-0
3/16	at Ole Miss	W, 3-2 (11)
3/18	vs. Arkansas	W, 9-6
3/18	vs. Arkansas	W, 5-3
3/21	at #10 LSU	L, 8-1
3/21	at #10 LSU	L, 5-3 (10)
3/22	at #10 LSU	L, 10-0 (6)
3/25	at Mercer	L, 1-0
3/25	at Mercer	W, 10-0 (5)
3/29	vs. #9 Tennessee	L, 8-4
3/29	vs. #9 Tennessee	W, 1-0
3/30	vs. #9 Tennessee	W, 2-1 (8)
4/2	vs. Jacksonville St.	W, 8-0 (6)
4/6	at South Carolina	L, 2-0
4/6	at South Carolina	L, 3-2
4/9	at Georgia State	W, 1-0
4/9	at Georgia State	W, 3-0
4/12	vs. #2 Alabama	L, 5-4 (8)
4/12	vs. #2 Alabama	L, 12-1
4/13	vs. #2 Alabama	L, 4-2
4/16	at #21 Georgia	L, 3-2
4/16	at #21 Georgia	W, 2-1
4/23	vs. Troy	L, 3-0
4/26	at #1 Florida	L, 3-1
4/26	at #1 Florida	L, 7-2
4/27	at #1 Florida	L, 10-1 (5)
5/3	vs. Kentucky	W, 14-1 (5)
5/3	vs. Kentucky	W, 3-2
5/4	vs. Kentucky	W, 5-4
5/8	(5) at #15 LSU	L, 4-0
5/16	(6) vs. La. Tech	L, 1-0 (12)
5/17	(6) vs. Stephen F. Austin	W, 2-0
5/17	(6) vs. La. Tech	L, 2-1

- (1) Tiger Invitational; Auburn, Ala.
 (2) UCF Tournament; Orlando, Fla..
 (3) NFCA Leadoff Classic; Columbus, Ga.
 (4) War Eagle Classic; Auburn, Ala.
 (5) SEC Tournament; Baton Rouge, La.
 (6) NCAA Regional; College Station, Texas

Season Highlights

- The Tigers earned a berth in NCAA Regional play for the fifth time in program history.
- The senior class of Jorja Bell, Brittany Day, Starr Dorsey, Jessica Martin and Brittany Scott won 150 games in their career, the third-most by an AU senior class.
- Pitcher Brittany Day posted career-highs in wins (11) and strikeouts (124). She finished her career seventh in career K's with 202.
- Pitcher Anna Thompson led the team in wins (12), strikeouts (236) and IP (159.1).
- Myesha Finney led the SEC in hit-by-pitches with 18, giving her an SEC-best 46 for her career. Finney is 16 HBP's shy of tying the NCAA record of 62.

Post-Season Honors

- **Jorja Bell:** SEC Good Works Team
- **Myesha Finney:** SEC All-Defensive Team
- **Anna Thompson:** Second-Team All-SEC; ESPN The Magazine All-Academic Region IV

Final West Division Standings

Team	SEC W-L	Pct.	Overall W-L	Pct.
Alabama	25-3	.893	58-8	.879
LSU	17-11	.607	44-12	.710
Auburn	13-14	.481	38-22	.633
Miss. St.	13-14	.481	41-22	.651
Ole Miss	9-19	.321	26-28	.481
Arkansas	8-20	.286	37-29	.561

Auburn Team Leaders

Offense

Batting Average	Brittany Scott, .283
At Bats	B. Scott/T. Fernandez, 184
Hits	Brittany Scott, 52
Runs	Brittany Scott, 28
RBI	Tatiana Fernandez, 34
Doubles	Tatiana Fernandez, 13
Triples	Brittany Scott, 3
Home Runs	J. Bell/T. Fernandez, 7
Strikeouts	Starr Dorsey, 50
Walks	Tatiana Fernandez, 32
On-Base Percentage	T. Fernandez, .423
Slugging Percentage	T. Fernandez, .500
Total Bases	T. Fernandez, 78
Sacrifice Flies	J. Bell/A. Hunolt, 3
Stolen Bases	Brittany Scott, 7

Pitching

Appearances	Anna Thompson, 32
Innings	Anna Thompson, 159.1
Wins	Anna Thompson, 12
ERA	Brittany Day, 1.85
Strikeouts	Anna Thompson, 236
Walks	Brittany Day, 46
Batting Average	Anna Thompson, .187
Saves	Anna Thompson, 5



Brittany Scott

2009

30-29 • 9-19 SEC

4th SEC West • Atlanta Regional

Head Coach: Tina Deese

2/15	(1) vs. Evansville	W, 4-0
2/6	(1) Jacksonville	W, 5-0
2/6	(1) Texas A&M-CC	W, 2-0
2/7	(1) FIU	W, 2-1 (9)
2/7	(1) No. 18 UNC	W, 6-5
2/8	(1) Louisville	L, 5-3
2/10	at Jacksonville State	W, 5-2
2/11	Georgia State	W, 6-0
2/13	(2) Eastern Kentucky	W, 7-1
2/13	(2) Missouri-KC	W, 11-3
2/14	(2) Western Kentucky	W, 5-3 (8)
2/15	(2) Morehead State	W, 2-0
2/17	at Troy	W, 3-2 (9)
2/20	(3) Winthrop	W, 1-0
2/20	(3) Middle Tennessee	W, 4-0
2/21	(3) Austin Peay	W, 5-0
2/22	(3) Purdue	L, 3-1
2/27	(4) Nevada	L, 5-1
2/27	(4) No. 11 Cal	W, 4-1
2/28	(4) Cal-Poly	L, 6-0
2/28	(4) Indiana	W, 2-1
3/1	(4) Cal State-Fullerton	W, 6-1
3/3	Mercer	L, 7-6 (9)
3/3	Mercer	L, 1-0
3/7	Ole Miss	W, 9-8 (13)
3/7	Ole Miss	W, 4-3
3/8	Ole Miss	W, 8-5
3/14	at Kentucky	L, 4-3
3/14	at Kentucky	L, 8-0 (5)
3/15	at Kentucky	L, 8-0 (5)
3/17	at Lipscomb	W, 5-1
3/18	at Tennessee State	W, 10-0 (5)
3/18	vs. Alabama State	W, 4-0
3/28	South Carolina	W, 3-2
3/29	South Carolina	W, 12-4 (6)
3/29	South Carolina	L, 5-0
4/1	No. 1 Florida	L, 3-0
4/1	No. 1 Florida	L, 7-1
4/4	at Arkansas	W, 4-3 (8)
4/4	at Arkansas	L, 4-2
4/5	at Arkansas	W, 5-4
4/10	at No. 12 Tennessee	L, 5-2
4/11	at No. 12 Tennessee	L, 2-1 (11)
4/11	at No. 12 Tennessee	L, 3-2
4/14	South Alabama	L, 3-1 (10)
4/18	No. 6 Georgia	L, 7-2
4/18	No. 6 Georgia	L, 10-0
4/19	No. 6 Georgia	L, 12-6
4/22	at Mississippi State	L, 2-1 (10)
4/22	at Mississippi State	W, 8-3
4/25	at No. 6 Alabama	L, 8-0(6)
4/25	at No. 6 Alabama	L, 4-2 (8)
4/26	at No. 6 Alabama	L, 6-0
5/2	No. 20 LSU	L, 3-2
5/2	No. 20 LSU	W, 6-1
5/3	No. 20 LSU	L, 4-1
5/6	(5) No. 1 Florida	L, 3-0
5/15	(6) Iowa	W, 1-0
5/16	(6) Georgia Tech	L, 4-1
5/17	(6) Boston University	L, 5-0

- (1) FIU Tournament; Miami, Fla.
 (2) Tiger Invitational; Auburn, Ala.
 (3) War Eagle Classic; Auburn, Ala.
 (4) DeMarini Invitational; Fullerton, Calif.
 (5) SEC Tournament in Knoxville, Tenn.
 (6) NCAA Regional in Atlanta, Ga.

Season Highlights

- The Tigers earned a berth in NCAA Regional play for the sixth time in program history.
- Senior Myesha Finney was named to the All-SEC Second Team and SEC All-Defensive Team; Finney also became the NCAA career leader in hit-by-pitches with 67.
- Pitcher Anna Thompson became the Auburn career leader and moved into ninth place in SEC history in strikeouts with 796.
- Thompson finished in the top 10 in the SEC in: ERA (6th), Opponent's Batting Average (4th), Innings Pitched (5th), Strikeouts (2nd), Strikeouts Looking (T-2nd), and hit batters (T-8th).
- Freshman catcher Elizabeth Eisterhold led the SEC in base runners thrown out with 22.

Post-Season Honors

- **Myesha Finney:** All-SEC Second Team; SEC All-Defensive Team
- **Anna Thompson:** ESPN The Magazine CoSIDA All-Academic Region IV Second Team

Final West Division Standings

Team	SEC		Overall	
	W-L	Pct.	W-L	Pct.
Alabama	21-6	.778	50-9	.847
LSU	15-10-1	.596	34-18-1	.651
Arkansas	10-16	.385	27-29	.482
Auburn	9-19	.321	30-29	.508
Miss. St.	8-19	.296	28-28	.500
Ole Miss	7-20	.259	23-29	.442

Auburn Team Leaders

Offense

Batting Average	Myesha Finney, .333
At Bats	Kyndall White, 200
Hits	Kyndall White, 55
Runs	M. Finney/K. White, 26
RBI	M. Finney/T. Fernandez, 24
Doubles	K. White/T. Fernandez, 11
Triples	A. Harrison/K. White, 1
Home Runs	E. Eisterhold/M. Finney, 7
Strikeouts	Elizabeth Eisterhold, 45
Walks	Elizabeth Eisterhold, 24
On-Base Pct.	Myesha Finney, .467
Slugging Pct.	Myesha Finney, .526
Total Bases	Kyndall White, 83
Sacrifice Flies	3 tied with 2
Stolen Bases	A. Harrison/M. Finney, 10

Pitching

Appearances	Anna Thompson, 39
Innings	Anna Thompson, 199.1
Wins	Anna Thompson, 15
ERA	Anna Thompson, 2.28
Strikeouts	Anna Thompson, 269
Walks	Jenee Loree, 66
Batting Average	Anna Thompson, .181
Saves	A. Thompson/J. Loree, 1



All-Time Auburn SEC Tournament Results

Overall: 10-17

Appearances: (10) 1997, 2000, 2001, 2002, 2003, 2004, 2005, 2006, 2008, 2009

1997 • Columbus, Ga. • #6 Seed

Date	Opponent	Score	AU Pitcher (Rec.)
5/9	(3) Tennessee	W, 2-0	Espinoza (12-12)
5/9	(2) LSU	W, 4-2	Espinoza (13-12)
5/10	(1) S. Carolina	L, 0-9	Espinoza (13-13)
5/10	(5) Florida	L, 5-7	Sease (12-11)

2000 • Columbus, Ga. • #8 Seed

Date	Opponent	Score	AU Pitcher (Rec.)
5/11	(1) LSU	L, 0-8	Rasmussen (13-7)
5/12	(5) Miss. State	L, 3-9	Lofton (14-16)

2001 • Chattanooga, Tenn. • #8 Seed

Date	Opponent	Score	AU Pitcher (Rec.)
5/10	(1) LSU	L, 0-6	DuBois (8-8)
5/11	(5) Florida	W, 4-1	DuBois (9-8)
5/12	(3) Alabama	W, 5-3	Petrie (3-2)
5/13	(1) LSU	L, 1-4	Petrie (3-3)

2002 • Chattanooga, Tenn. • #5 Seed

Date	Opponent	Score	AU Pitcher (Rec.)
5/9	(4) Georgia	L, 3-4	Lofton (11-13)
5/10	(8) Florida	W, 7-1	Lofton (12-13)
5/11	(3) Alabama	L, 4-5	Lofton (12-14)

2003 • Plant City, Fla. • #7 Seed

Date	Opponent	Score	AU Pitcher (Rec.)
5/8	(2) Alabama	L, 0-4	Keyes (12-15)
5/9	(6) Tennessee	L, 3-4 (9)	Keyes (12-16)

2004 • Tuscaloosa, Ala. • #4 Seed

Date	Opponent	Score	AU Pitcher (Rec.)
5/13	(5) Alabama	L, 1-7	Keyes (24-10)
5/14	(8) S. Carolina	W, 2-0	Keyes (25-10)
5/15	(7) Miss. State	W, 4-3	Keyes (26-10)
5/15	(1) LSU	W, 2-0	Keyes (27-10)
5/16	(1) LSU	L, 0-1	DiPietro (6-3)

2005 • Gainesville, Fla. • #3 Seed

Date	Opponent	Score	AU Pitcher (Rec.)
5/12	(6) S. Carolina	W, 8-0	Currie (23-8)
5/13	(2) Alabama	L, 5-9	Currie (23-9)
5/14	(8) LSU	W, 4-3	Currie (24-9)
5/14	(1) Georgia	L, 3-7	DiPietro (22-7)

2006 • Athens, Ga. • #6 Seed

Date	Opponent	Score	AU Pitcher (Rec.)
5/11	(3) LSU	L, 1-4	Currie (18-12)

2008 • Baton Rouge, La. • #6 Seed

Date	Opponent	Score	AU Pitcher (Rec.)
5/8	(3) LSU	L, 0-4	Thompson (12-11)

2009 • Knoxville, Tenn. • #8 Seed

Date	Opponent	Score	AU Pitcher (Rec.)
5/7	(1) Florida	L, 0-3	Thompson (14-15)

Auburn vs. Teams

Alabama.....	1-4
Florida.....	2-2
Georgia.....	0-2
LSU.....	3-6
Mississippi State.....	1-1
South Carolina.....	2-1
Tennessee.....	1-1

Auburn vs. Seeds

No. 1.....	1-7
No. 2.....	1-2
No. 3.....	2-3
No. 4.....	0-1
No. 5.....	1-2
No. 6.....	1-1
No. 7.....	1-0
No. 8.....	3-0

Auburn Single-Game SEC Tournament Records

Team Offense

At Bats.....	33, vs. LSU (5/9/97)
Runs.....	8, vs. South Carolina (5/12/05)
Hits.....	14, vs. Alabama (5/11/02)
RBI.....	7, vs. South Carolina (5/12/05)
Doubles.....	4, vs. Alabama (5/11/02)
Triples.....	None
Home Runs.....	1, six times
Sacrifice Hits.....	5, vs. Tennessee (5/9/03)
Sacrifice Flies.....	1, three times
Stolen Bases.....	3, vs. LSU (5/15/04)

Pitching

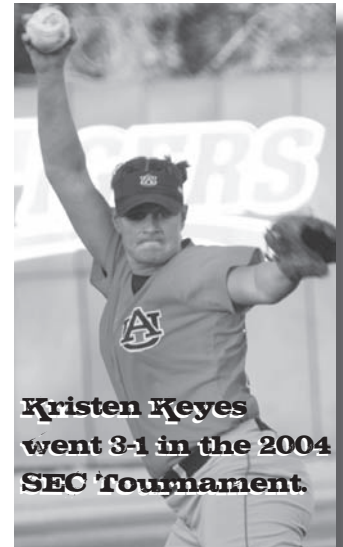
Innings.....	8.2, vs. Tennessee (5/9/03)
Strikeouts.....	8, vs. Alabama (5/13/04)
Hits.....	13, vs. Alabama (5/13/05)
Runs.....	9, vs. Alabama (5/13/05)
.....	9, vs. South Carolina (5/10/97)
Earned Runs.....	7, vs. Alabama (5/13/05)
Walks.....	6, vs. Alabama (5/13/05)

Individual Offense


At Bats.....	5, Kasey Angulo vs. Tennessee (5/9/03)
Runs.....	3, Shannon Anderson vs. Florida (5/10/02)
Hits.....	4, Ashley Camp vs. LSU (5/9/97)
RBI.....	4, Michelle Martin vs. Alabama (5/12/01)
Doubles.....	1, 18x (last by Krista McCain vs. LSU [5/11/06])
Triples.....	Never
Home Runs.....	1, 6x (last vs. Ashley Griffin vs. LSU [5/11/06])
Sacrifice Hits.....	2, Martha Phillips vs. Tennessee (5/9/03)
.....	2, Jen Hammock vs. Alabama (5/12/01)
Sacrifice Flies.....	1, 3x (last by Sara Dean vs. LSU [5/14/05])
Stolen Bases.....	1, 13x (last by Ashley Griffin vs. Georgia [5/14/05])

Pitching

Innings.....	8.2, Kristen Keyes vs. Tennessee (5/9/03)
Strikeouts.....	7, Anna Thompson vs. No. 1 Florida [5/7/09]
Hits Allowed.....	13, Jamie Rasmussen vs. LSU (5/11/00)
Runs Allowed.....	8, Jamie Rasmussen vs. LSU (5/11/00)
Earned Runs Allowed.....	7, Jamie Rasmussen vs. LSU (5/11/00)
Walks Allowed.....	5, Jamie Rasmussen vs. LSU (5/11/00)

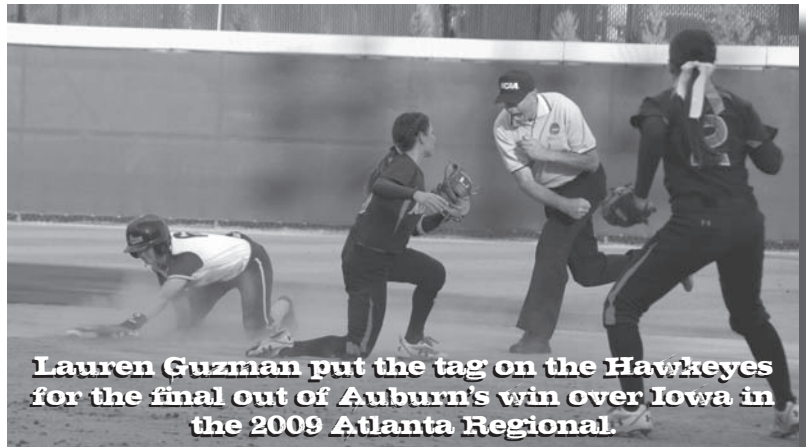


Kristen Keyes
went 3-1 in the 2004
SEC Tournament.



Michelle Martin holds the AU record for RBI in an SEC Tournament game with four vs. Alabama in 2001.

2009 **2005**
2008 **2004**
2006 **2002**



Lauren Guzman put the tag on the Hawkeyes for the final out of Auburn's win over Iowa in the 2009 Atlanta Regional.

All-Time Auburn NCAA Regional Results

Overall: 5-12
Appearances: (6) 2002, 2004, 2005 (host), 2006, 2008, 2009

2002 • Tallahassee, Fla. • #4 Seed

Date	Opponent	Score	AU Pitcher (Rec.)
5/16	Florida State	L, 2-1	Keyes (21-11)
5/17	Fla. Atlantic	L, 4-2	Keyes (21-12)

2004 • Stanford, Calif. • #2 Seed

Date	Opponent	Score	AU Pitcher (Rec.)
5/20	Hofstra	L, 1-0 (9)	Keyes (27-11)
5/20	Fresno State	L, 3-1 (10)	Keyes (27-12)

2005 • Auburn, Ala. • #2 Seed

Date	Opponent	Score	AU Pitcher (Rec.)
5/20	Florida State	L, 5-0	Currie (24-10)
5/21	Florida A&M	W, 11-2 (6)	DiPietro (23-7)
5/21	Florida State	L, 2-0	Currie (24-11)

2006 • Tucson, Ariz. • #2 Seed

Date	Opponent	Score	AU Pitcher (Rec.)
5/18	Ohio State	L, 1-0 (10)	Currie (18-13)
5/19	Marist	W, 14-0 (5)	Currie (19-13)
5/19	Ohio State	W, 4-0	DiPietro (16-7)
/20	Arizona	L, 4-2	Currie (19-14)

2008 • College Station, Texas • #2 Seed

Date	Opponent	Score	AU Pitcher (Rec.)
5/16	La. Tech	L, 1-0 (12)	Thompson (12-12)
5/17	Steph. F. Aus.	W, 2-0	Schmalz (8-3)
5/17	La. Tech	L, 2-1	Schmalz (8-4)

2009 • Atlanta, Ga. • #3 Seed

Date	Opponent	Score	AU Pitcher (Rec.)
5/15	Iowa	W, 1-0	Thompson (15-15)
5/16	Ga. Tech	L, 1-4	Thompson (15-16)
5/17	Boston U.	L, 0-5	Thompson (15-17)

Record as Seed

No. 2	4-8
No. 3	1-2
No. 4	0-2

Record vs. Teams

Arizona	0-1
Boston University	0-1
Florida Atlantic	0-1
Florida A&M	1-0
Florida State	0-3
Fresno State	0-1
Georgia Tech	0-1
Hofstra	0-1
Iowa	1-0
Louisiana Tech	0-2
Marist	1-0
Ohio State	1-1
Stephen F. Austin	1-0

Auburn Single-Game NCAA Regional Records

Team Offense

At Bats	33, vs. Ohio State (5/18/06)
Runs	14, vs. Marist (5/19/06)
Hits	13, vs. Marist (5/19/06)
RBI	14, vs. Marist (5/19/06)
Doubles	3, vs. Marist (5/19/06)
Triples	1, vs. Marist (5/19/06)
Home Runs	2, vs. Arizona (5/20/06)
	2, vs. Ohio State (5/19/06)
Sacrifice Hits	2, vs. Ohio State (5/19/06)
	2, vs. Marist (5/19/06)
Sacrifice Flies	None
Stolen Bases	3, vs. Iowa (5/15/06)

Pitching

Innings	10, vs. Ohio State (10/18/06)
Strikeouts	17, vs. Fresno State (5/20/04)
	17, vs. Hofstra (5/20/04)
Hits	9, vs. Florida State (5/20/05)
	9, vs. Florida Atlantic (5/17/02)
Runs	5, vs. Boston University (5/17/09)
	vs. Florida State (5/20/05)
Earned Runs	5, vs. Boston U. (5/17/09)

Individual Offense

At Bats	4, 24x (last by Lauren Walton, Kristina McCain vs. Ohio State [5/19/06])
Runs	2, 5x (last by L. Walton, A. Griffin, K. McCain vs. Marist [5/19/06])
Hits	2, 16x (last by Myesha Finney vs. Boston University [5/17/09])
RBI	3, 4x (last by Tatiana Fernandez vs. Ohio St. [5/19/06])
Doubles	1, 8x (last by Tatiana Fernandez vs. Ga. Tech [5/16/09])
Triples	1, Lauren Walton vs. Marist (5/19/06)
Home Runs	1, 6x (last by Holly Currie, Sara Ghezzi vs. Arizona [5/20/06])
Sacrifice Hits	2, Ashley Griffin vs. Ohio State (5/19/06)
	2, Ashley Griffin vs. Marist (5/19/06)
Sacrifice Flies	Never
Stolen Bases	2, Myesha Finney vs. Iowa [5/15/09]

Pitching

Innings	10, Holly Currie vs. Ohio State (5/18/06)
Strikeouts	17, Kristen Keyes vs. Fresno State (5/20/04)
	17, Kristen Keyes vs. Hofstra (5/20/04)
Hits Allowed	7, Holly Currie vs. Ohio State (5/18/06)
Runs Allowed	4, Anna Thompson vs. Ga. Tech [5/16/09]
Earned Runs Allowed	4, Anna Thompson vs. Ga. Tech [5/16/09]
Walks Allowed	4, Kristen Keyes vs. Florida State (5/16/02)

Record vs. All Opponents

AUBURN

S O F T B A L L™

Team	W	L	T	First	Last	Last Result
Akron	1	0		2000	2000	W, 4-1
Alabama	13	33		1997	2009	L, 6-0
Alabama A&M	9	0		1999	2008	W, 6-0
Alabama State	4	0		2003	2009	W, 4-0
UAB	9	2		2000	2007	W, 5-1
Arizona	0	3		2002	2006	L, 4-2
Arizona State	0	1		2006	2006	L, 1-0
Arkansas	22	20		1997	2009	W, 5-4
Austin Peay	5	0		2001	2009	W, 5-0
Ball State	4	1		2001	2002	W, 9-0
Baylor	0	1		2004	2004	L, 2-0
Birmingham-Southern	5	0		2003	2008	W, 8-0
Boston College	3	1		2005	2006	W, 9-3
Boston University	0	1		2009	2009	L, 5-0
Bowling Green	1	0		2008	2008	W, 3-1
California	1	0		2009	2009	W, 4-1
Cal-Poly	0	1		2009	2009	L, 6-0
UC-Santa Barbara	2	1		2001	2001	W, 2-1
Cal State-Fullerton	1	1		2001	2009	W, 6-1
Cal State-Northridge	0	1		2004	2004	L, 3-2
Canisius	0	1		1997	1997	L, 3-1
Centenary	2	1		2001	2006	L, 9-6
Central Florida	1	0		2008	2008	W, 1-0
Central Michigan	1	2		1997	2007	L, 2-1
Charleston Southern	3	0		1997	2002	W, 8-0
Charlotte	1	0		2008	2008	W, 4-0
Coastal Carolina	4	0		1997	1999	W, 15-3
College of Charleston	2	0		2005	2005	W, 2-1
Creighton	1	0		2000	2000	W, 6-2
DePaul	0	4		1998	2007	L, 5-4
Drake	1	0		2008	2008	W, 1-0
East Carolina	1	0		1998	1998	W, 11-3
Eastern Kentucky	2	1		1998	2009	W, 7-1
Elon	0	1		1998	1998	L, 2-0
Evansville	4	0		2004	2008	W, 4-0
Florida	16	21		1997	2009	L, 3-0
Florida A&M	4	2		1997	2005	W, 11-2
Florida Atlantic	4	5		1997	2007	L, 4-3
Florida International	4	1		2002	2009	W, 2-1
Florida State	5	12	1	1997	2007	W, 7-2
Fresno State	0	1		2004	2004	L, 3-1
Furman	3	0		2004	2008	W, 5-0
Gardner-Webb	3	0		2005	2008	W, 2-1
George Mason	1	0		2008	2008	W, 3-1
Georgia	11	24		1997	2009	L, 12-6
Georgia Southern	2	1		1999	2008	W, 3-0
Georgia State	7	3		1999	2009	W, 6-0
Georgia Tech	4	5		1997	2009	L, 4-1
Harvard	1	2		1997	1997	L, 9-4
Hawaii	1	2		2001	2007	L, 2-1
Hofstra	1	1		2004	2007	L, 4-2
Illinois State	1	2		1999	2005	L, 3-2
Indiana	3	0		2000	2009	W, 2-1
Indiana State	1	0		2000	2000	W, 11-3
Iowa	2	2		1997	2009	W, 1-0
Iowa State	0	1		2002	2002	L, 4-3
Jacksonville (Fla.)	1	0		2009	2009	W, 5-0
Jacksonville State	10	1		1997	2009	W, 5-2
Kansas	0	1		1998	1998	L, 2-0
Kent State	0	1		2000	2000	L, 1-0
Kentucky	24	12		1997	2009	L, 8-0
LaGrange	2	0		1998	1998	W, 9-1
Lipscomb	3	1		2003	2009	W, 5-1
LSU	12	38		1997	2009	L, 4-1
Louisiana-Lafayette	0	1		2003	2003	L, 9-1
Louisiana Tech	3	2		2000	2008	L, 2-1
Louisville	0	1		2009	2009	L, 5-3
Marist	1	0		2006	2006	W, 14-0
Marshall	3	0		2005	2008	W, 7-2
Maryland	0	1		2007	2007	L, 5-4
UM-Baltimore	0	1		1998	1998	L, 6-2

Team	W	L	T	First	Last	Last Result
Massachusetts	1	1		1998	2008	L, 6-3
McNeese State	1	0		2008	2008	W, 7-6
Mercer	11	3		2000	2009	L, 1-0
Miami (Ohio)	2	0		2000	2006	W, 15-1
Michigan	0	4		2000	2008	L, 9-0
Michigan State	0	2		1997	1997	L, 4-3
Middle Tennessee	8	2		1997	2009	W, 4-0
Minnesota	1	1		1998	2006	W, 7-0
Missouri	2	1		2003	2006	W, 2-0
Missouri-KC	2	0		2002	2009	W, 11-3
Mississippi	30	13		1997	2009	W, 8-5
Mississippi State	19	24		1997	2009	W, 8-3
Morehead State	1	0		2009	2009	W, 2-0
Nebraska	0	3		1998	2007	L, 1-0
Nevada	0	1		2009	2009	L, 5-1
New Mexico	0	2		1999	1999	L, 10-1
New Mexico State	2	0		2002	2007	W, 4-2
North Carolina	2	0		2007	2009	W, 6-5
North Carolina State	1	0		2006	2006	W, 2-0
North Texas	1	0		2004	2004	W, 7-2
Northwestern	0	1		2003	2003	L, 6-1
Northern Illinois	1	0		2001	2001	W, 7-2
Northwestern State	1	1		2004	2005	L, 2-0
Notre Dame	1	4		1997	2007	L, 3-2
Ohio State	2	2		2001	2006	W, 4-0
Oklahoma	0	1		2000	2000	L, 6-2
Oklahoma State	1	0		2000	2000	W, 6-3
Oregon	0	1		1999	1999	L, 6-2
Pacific	0	2		1999	2004	L, 2-1
Penn State	2	0		1999	1999	W, 3-0
Portland State	2	0		1999	2007	W, 2-0
Providence	1	0		2002	2002	W, 9-0
Purdue	1	1		2001	2009	L, 3-1
Radford	0	1		1997	1997	L, 5-4
Sacramento State	2	0		2004	2005	W, 2-1
Samford	10	6		1997	2008	W, 7-3
Sam Houston State	1	0		2003	2003	W, 6-5
San Diego State	1	0		2004	2004	W, 1-0
South Alabama	2	1		2007	2009	L, 3-1
South Carolina	17	21		1997	2009	L, 5-0
South Florida	3	3		1998	2007	W, 9-0
Southern Miss.	1	0		2006	2006	W, 4-1
Southeastern Louisiana	4	0		2000	2003	W, 3-2
Southern Illinois	1	2		1998	2007	L, 3-2
Stanford	0	2		1999	2005	L, 9-0
Stephen F. Austin	1	0		2008	2008	W, 2-0
Stetson	1	0		1999	1999	W, 4-0
Syracuse	2	0		2001	2008	W, 6-0
Tennessee	16	21		1997	2009	L, 3-2
Tennessee State	1	0		2009	2009	W, 10-0
Tennessee Tech	3	0		2006	2008	W, 2-0
Texas A&M	2	2		1998	2001	L, 4-3
Texas A&M CC	1	0		2009	2009	W, 2-0
UT-San Antonio	1	0		2000	2000	W, 5-0
Texas Tech	1	0		2005	2005	W, 4-1
Toledo	1	0		1997	1997	W, 6-1
Troy	9	6		1998	2009	W, 3-2
Tulsa	1	2		2000	2007	W, 9-1
UC Davis	1	0		2005	2005	W, 3-0
UNC-Charlotte	1	0		1998	1998	W, 7-3
Utah	1	1		2001	2007	W, 9-1
Virginia	0	1		1998	1998	L, 2-1
Virginia Tech	0	1		2007	2007	L, 1-0
Washington	0	2		1998	1999	L, 5-3
Western Kentucky	1	0		2009	2009	W, 5-3
Wichita State	4	0		2000	2004	W, 15-0
Winthrop	1	1		2008	2009	W, 1-0
Wisconsin	0	2		1997	1997	L, 2-0
Wright State	1	0		2003	2003	W, 8-0
Youngstown State	1	0		1997	1997	W, 9-8

2010 Opponents in **BOLD**



Jay Gogue

Auburn University
President

Jay Gogue began his tenure as Auburn University's 18th president on July 16, 2007.

The Waycross, Ga., native is a two-time Auburn graduate in horticulture, receiving a bachelor's degree in 1969 and a master's in 1971. In 1973, he earned a doctorate in horticulture from Michigan State University.

Shortly after returning to his alma mater, Gogue engaged the talent and insight of the Auburn family toward development of a dynamic and forward-looking strategic plan to guide the University for the future. Students, alums, employees, business leaders and other stakeholders contributed to a roadmap that will strengthen Auburn's academic, research and outreach mission, improve operational efficiency and develop human capital. The Auburn Board of Trustees adopted the strategic plan on June 27, 2008.

Gogue arrived at Auburn with ample experience in the top ranks of academia. He was selected president of New Mexico State University in 2000 and, in 2003, named president of the University of Houston and chancellor of the University of Houston System.

Gogue worked for the National Park Service from 1973 to 1986, rising to the position of chief administrative scientist for several regions of the U.S. Park system. He began his distinguished career in higher education administration in 1986 as associate director of the Office of University Research at Clemson University, where he also served as vice president for research and vice president/vice provost for agriculture and natural resources. Utah State University selected Gogue as provost in 1995.

Gogue met his wife, Susie, in the 8th grade, and they married during their undergraduate years at Auburn. Susie also earned two Auburn degrees. They are the proud parents of three children and have two grandchildren.

He is a member of Phi Kappa Phi and Golden Key honor societies, Sigma Chi Fraternity, Sigma Xi scientific research society and the National Society of Scabbard and Blade, the honorary military society for all branches of service. Gogue previously served as an accreditation reviewer for the Pacific Northwest Association of Schools and Colleges.



Jay Jacobs

Auburn Athletics
Director

Auburn Director of Athletics Jay Jacobs has a vision of leading Auburn Athletics to becoming the nation's preeminent Athletics Department.

In his tenure at the helm of the Tigers' program, the department has prospered athletically, academically and financially.

Under Jacobs' leadership, Auburn Athletics has made major strides benefitting Auburn student-athletes, coaches and fans. The department has focused on five strategic goals under his leadership: Winning, graduating student-athletes, managing the department's fiscal affairs, complying with SEC and NCAA rules and providing a professional game day experience.

The Auburn Athletics Department has consistently ranked in the top 10 percent of the NACDA Directors Cup and has claimed eight national championships under Jacobs, including a school-record four titles in 2005-06, along with 14 Southeastern Conference titles.

Academically, Auburn has earned five public recognitions by the NCAA for scoring in the 90th-100th percentile nationally in the Academic Progress Rate (APR).

Jacobs served as the Senior Associate Athletics Director for Tigers Unlimited prior to his appointment as Director of Athletics and has initiated several successful business ventures for the Athletics Department, including a five-year contract with Under Armour Performance Apparel and a nine-year extension with multi-media rights holder ISP Sports.

During Jacobs' tenure, Auburn has also moved forward with numerous facility projects designed to benefit Tiger athletic programs and their fans, most notably, the construction of the \$92.5 million state-of-the-art basketball arena and practice facility that will open prior to the 2010-11 season.

Jacobs was named Auburn's 14th Director of Athletics on Dec. 22, 2004, after working in almost every area of the Auburn Athletics Department for the previous 20 years.

Jacobs earned his undergraduate and master's degrees in business administration from Auburn in 1985 and 1988, respectively, and was a member of the Auburn football team, earning two letters as an offensive tackle in 1982 and 1983.

He is married to the former Angie Sapp of Dublin, Ga. The couple has three daughters, Haley, Meagan and Jayne.



Scott Carr
Senior Associate A.D.
for External Affairs



Kay Hargrave
Senior Associate A.D.
for Development



Bernard Hill
Senior Associate Ath-
letics Director



Tim Jackson
Executive Associate
Athletics Director



Meredith Jenkins
Senior Associate A.D./
Senior Women's
Administrator



Rich McGlynn
Senior Associate Ath-
letics Director



David Mines
Associate Athletics
Director for
Internal Operations





Terry Windle
Senior Associate A.D.
and CFO

2010 SOFTBALL

FRESHMEN (L-R): Janelle Green, Caitlin Schultze, Baylee Stephens, Liana Wuchte, Kelsey Cartwright.

SOPHOMORES (L-R) *Back Row:* Amber Harrison, Jenee Loree, Angel Bunner, Aurora Salter, Macie West, Elizabeth Eisterhold.
Front Row: Lauren Guzman, Krista Clyde, Morgan Murphy, Lauren Schmalz.



JUNIORS (L-R) *Back Row:* Kelley Smiley, Alicia Hunolt, Caitlin Stangl.
Middle Row: Katie Colton, Kyndall White.
Front Row: Megan Mitchell.

SENIORS (L-R): Lindsey Harrelson, Anna Thompson, Holly Ragsdale.

AU 2010 SCHEDULE

FEBRUARY

11-14	AT KAJIKAWA CLASSIC		
11	(1) WASHINGTON	Tempe, Ariz.	7 p.m.
12	(1) ARIZONA STATE	Tempe, Ariz.	8 p.m.
13	(1) TEXAS TECH	Tempe, Ariz.	12:30 p.m.
	(1) NOTRE DAME	Tempe, Ariz.	5:30 p.m.
14	(1) WISCONSIN	Tempe, Ariz.	10 a.m.
17	AT GEORGIA STATE	Panthersville, Ga.	4 p.m.
19-21	TIGER INVITATIONAL		
19	(2) OHIO	Auburn, Ala.	5:30 p.m.
20	(2) NEBRASKA	Auburn, Ala.	12:30 p.m.
20	(2) CENTRAL MICHIGAN	Auburn, Ala.	3 p.m.
21	(2) SIU - EDWARDSVILLE	Auburn, Ala.	2 p.m.
24	JACKSONVILLE STATE	Auburn, Ala.	5 p.m.
26-28	AT NFCA LEADOFF CLASSIC		
26	(3) KENT STATE	Columbus, Ga.	10 a.m.
	(3) ILLINOIS STATE	Columbus, Ga.	3 p.m.
27	(3) VIRGINIA TECH	Columbus, Ga.	10 a.m.
	(3) SOUTHERN ILLINOIS	Columbus, Ga.	3 p.m.
28	(3) NC STATE	Columbus, Ga.	9 a.m.

MARCH

2	MICHIGAN	Auburn, Ala.	6 p.m.
5-7	WAR EAGLE CLASSIC		
5	(4) LOUISIANA TECH	Auburn, Ala.	12:30 p.m.
	(4) TENNESSEE STATE	Auburn, Ala.	3 p.m.
6	(4) GARDNER-WEBB	Auburn, Ala.	10 a.m.
7	(4) VALPARAISO	Auburn, Ala.	2 p.m.
10	AT SOUTH ALABAMA	Mobile, Ala.	6 p.m.
13	* KENTUCKY (DH)	Auburn, Ala.	1 p.m. / 3:30 p.m.
14	* KENTUCKY	Auburn, Ala.	1 p.m.
17	* AT FLORIDA (DH)	Gainesville, Fla.	3 p.m. / 5:30 p.m.

18	AT FLORIDA STATE	Tallahassee, Fla.	2 p.m.
20	* AT LSU (DH)	Baton Rouge, La.	1 p.m. / 3 p.m.
21	* AT LSU	Baton Rouge, La.	1 p.m.
27	* AT SOUTH CAROLINA (DH)	Columbia, S.C.	Noon / 2 p.m.
28	* AT SOUTH CAROLINA	Columbia, S.C.	Noon
31	TROY UNIVERSITY	Auburn, Ala.	6 p.m.

APRIL

2	* ALABAMA	Auburn, Ala.	6 p.m.
3	* ALABAMA (DH)	Auburn, Ala.	1 p.m. / 3:30 p.m.
7	SAMFORD	Auburn, Ala.	6 p.m.
10	* TENNESSEE (DH)	Auburn, Ala.	1 p.m. / 3:30 p.m.
11	* TENNESSEE (SPSO)	Auburn, Ala.	1 p.m.
13	AT MERCER	Macon, Ga.	4 p.m.
17	* AT GEORGIA (DH)	Athens, Ga.	Noon / 2 p.m.
18	* AT GEORGIA	Athens, Ga.	Noon
21	* MISSISSIPPI STATE (DH)	Auburn, Ala.	4 p.m. / 6:30 p.m.
24	* AT OLE MISS (DH) (ESPNU)	Oxford, Miss.	4 p.m. / 6:00 p.m.
25	* AT OLE MISS (SPSO)	Oxford, Miss.	1 p.m.
28	% VS. MTSU	Huntsville, Ala.	6 p.m.

MAY

8	* ARKANSAS (DH)	Auburn, Ala.	1 p.m. / 3:30 p.m.
9	* ARKANSAS (SPSO)	Auburn, Ala.	1 p.m.
13-15	SEC TOURNAMENT	Fayetteville, Ark.	TBA
20-23	NCAA REGIONALS	TBA	TBA
28-30	NCAA SUPER REGIONALS	TBA	TBA

JUNE

3-9	WCWS	Oklahoma City, Okla.	TBA
------------	-------------	----------------------	-----

(1) Kajakawa Classic (2) Tiger Invitational (3) NFCA Leadoff Classic (4) War Eagle Classic
 Home games in **BLUE** ALL TIMES CENTRAL Schedule Subject to Change
 * SEC Game (DH) Doubleheader % Game played at Metro Kiwanis Sportsplex
 (SPSO & KY) - Game Televised by Sports South - Also Available in Kentucky (all TV games aired live)

