

AUBURN TIGERS SOFTBALL



2015 MEDIA SUPPLEMENT



CONTENTS / QUICK FACTS

GENERAL INFORMATION	2014 All-Americans.....59
Contents/Quick Facts.....2	Team Records.....60-64
Media Info.....3	Auburn Letterwinners.....65
2015 Schedule.....4	
COACHING STAFF	
Clint Myers.....5-6	
Assistant Coach Scott Woodward.....7	
Assistant Coach Corey Myers.....7	
2015 Team Roster.....8	
Radio/TV Roster.....9	
2015 AUBURN TIGERS.....11-40	
2014 SEASON REVIEW	
2014 Year in Review.....41	
2014 Schedule and Results.....42	
2014 Auburn Overall Stats.....43-44	
2014 StatCrew Schedule Results.....45	
AUBURN TIGERS HISTORY AND RECORDS	
Year-by-Year Results.....47-53	
All-time Results/Statistical History.....54	
NCAA Regional History.....55	
SEC Tournament History.....56	
All-Time Opponents.....57	
Honors and Awards.....58	



UNIVERSITY INFORMATION

School.....Auburn University
 City / Zip.....Auburn, Ala. / 36831
 Founded.....Oct. 1, 1856
 Enrollment.....25,469
 Nickname.....Tigers
 Colors.....Burnt Orange and Navy Blue
 Affiliation.....NCAA Division I
 Conference.....Southeastern Conference
 President.....Dr. Jay Gogue
 Alma Mater.....Auburn (1969)
 Athletic Director.....Jay Jacobs
 Alma Mater.....Auburn (1985)
 S. Women's Admin.....Meredith Jenkins
 Alma Mater.....Florida State (1992)
 University Website.....www.Auburn.edu
 Athletics Website.....AuburnTigers.com
 Twitter.....@Auburn_Softball

AUBURN PROGRAM HISTORY

First Year of Softball.....1997
 All-Time Record.....604-477-2
 All-Time SEC Record.....223-286
 NCAA Tournament Appearances.....10
 SEC Tournament Appearances.....14
 NCAA Postseason Record.....10-20
 SEC Tournament Record.....12-21
 At Jane B. Moore Field.....287-150-1
 At AU City Complex ('97-'98).....19-9
 Total Home Record.....306-159-1

STAFF INFORMATION

Head Coach.....Clint Myers
 Alma Mater.....Arizona St., 1976
 Career Record.....1,356-356-1 (.792)
 Record at Auburn.....42-19-1

Assistant Coach.....Scott Woodard
 Alma Mater.....W. New Mexico, 1985
 Assistant Coach.....Corey Myers
 Alma Mater.....Desert Vista HS
 Director of Operations.....Jim Beitia
 Alma Mater.....Cal St. Sacram., 1981

STADIUM INFORMATION

Stadium (Capacity).....Jane B. Moore Field
 (1,500)

2014 TEAM INFORMATION

2014 Overall Record.....42-19-1
 2014 Conference Record (Finish).....11-13
 (T-8th)

2015 OUTLOOK

Letterwinners Returning/Lost.....16/5
 Position Starters Returning/Lost.....12/3
 Pitchers Returning/Lost.....3/1
 Newcomers.....7

COMMUNICATIONS INFO

Communications Contact
 John Thomas

 Thomas E-Mail
 john.thomas@auburn.edu

 Thomas Phone.....
 (334) 750-9245

MEDIA SUPPLEMENT CREDITS

The 2015 Auburn University softball media supplement was produced by the AU Communications Department. Writing, typesetting and editing by **John Thomas**.

Editorial assistance: Tyler Pigg, Evan Roberts, Josh Brunner, Cassie Arner.



@Auburn_Softball



Auburn Tigers Softball



UNDER ARMOUR®



MEDIA INFORMATION

AUBURN COMMUNICATIONS



John Thomas, Assistant Director of Communications, is the primary media coordinator for the Tiger softball team.

Phone: 334-750-9245

Fax: 334-844-9807

Cell Phone: Same as above phone

E-mail: john.thomas@auburn.edu

PRESS SERVICES

Members of the media are supplied with weekly release packages, which contain updated statistics, features and information on what is ahead. On game day, the communications staff will distribute immediate results, notes, statistics and other pertinent information.

CREDENTIALS

All Auburn home and tournament games will require a media credential for admittance into Jane B. Moore Field. All requests and plans to cover the event MUST be placed through Auburn softball SID John Thomas via email or telephone.

INTERVIEWS

All interviews for head coach Clint Myers, student-athletes and assistant coaches must be coordinated through John Thomas. Requests should be submitted at least 24 hours in advance. Other than post-game interviews, interview days are scheduled prior to practice one day per week. Contact John Thomas for updated information. Phone interviews with out-of-town media can be arranged.

TELEPHONE

Phones are available for working press in the press box. Out-of-town radio wishing to broadcast should contact John Thomas for specifics on phone line usage at least one week prior to the game.

AUBURNTIGERS.COM

Game stories, game notes, news releases, schedules, results, statistics, history and much more can be found on the Auburn University athletics home page at www.AuburnTigers.com.

COMPETITION FACILITY

Jane B. Moore Field is located along the intersection of Samford Avenue and Wire Road across from the intramural fields. Fans and media can access parking along Biggio Road or anywhere around Moore Field.

PHOTOGRAPHY

Please contact John Thomas or another member of the AU Communications staff for information regarding shooting restrictions upon arrival at Jane B. Moore Field.

TICKET INFORMATION

Admission to all Tiger regular-season games are charged. If the team plays host to post-season action, admission will also be charged. Contact the Auburn Ticket Office at 855-282-2010 or 334-844-4040 for more information. Fans can also check online at AuburnTigers.com for ticket pricing and ticket packages.

COMMUNICATIONS DEPARTMENT

The Communications Office is located on the third floor of the Athletics Complex on South Donahue Drive in Auburn, Ala.

Phone Number: 334-844-9800

Fax Number: 334-844-9807

Mailing Address:

Auburn Athletics Complex, 392 South Donahue Drive, Auburn, AL 36849

COMMUNICATIONS STAFF

Associate Athletic Directors

Kirk Sampson (Football)

Cassie Arner

Assistant Athletic Director

Shelly Poe (Football)

Director of Communications

Chuck Gallina (Football)

Associate Director

Daniel Froehlich (MBB, MGLF)

Assistant Directors

Taylor Bryan (Football, Baseball)

Tyler Pigg (Volleyball, S&D, WTN)

Wes Todd (WBB, WGLF)

John Thomas (Soccer, Softball)

Communications Intern

Evan Roberts (T&F, XC, Equestrian)

Administrative Assistant

Kathy Harker

Videographer

Andrew Aaron

Photographer

Wade Rackley



2015 SCHEDULE



DAY	DATE	OPPONENT	LOCATION	TIME
Thurs.	Feb. 5	Troy	AUBURN	7 p.m.
PLAINSMAN INVITE				
Fri.	Feb. 6	UAB	AUBURN	7 p.m.
Sat.	Feb. 7	Evansville	AUBURN	3:30 p.m.
Sat.	Feb. 7	George Wash.	AUBURN	5:30 p.m.
Sun.	Feb. 8	App. State	AUBURN	1 p.m.
Sun.	Feb. 8	Chattanooga	AUBURN	3 p.m.
TIGER INVITATIONAL				
Thu.	Feb. 12	Mercer	AUBURN	4 p.m.
Thu.	Feb. 12	Georgia State	AUBURN	6:30 p.m.
Fri.	Feb. 13	Ball State	AUBURN	7 p.m.
Sat.	Feb. 14	Mercer	AUBURN	2:30 p.m.
Sat.	Feb. 14	Eastern Illinois	AUBURN	4:45 p.m.
Sun.	Feb. 15	Winthrop	AUBURN	1:30 p.m.
USF TOURNAMENT				
Fri.	Feb. 20	Dartmouth	Tampa, Fla.	9 a.m.
Fri.	Feb. 20	USF	Tampa, Fla.	1:45 p.m.
Sat.	Feb. 21	Marshall	Tampa, Fla.	9 a.m.
Sat.	Feb. 21	Semi-Finals	Tampa, Fla.	TBA
Sun.	Feb. 22	Finals	Tampa, Fla.	TBA
WILSON/DEMARINI CLASSIC				
Thu.	Feb. 26	Texas State	AUBURN	6 p.m.
Fri.	Feb. 27	Ohio State	AUBURN	5 p.m.
Sat.	Feb. 28	SIUE	AUBURN	5 p.m.
Sun.	March 1	Samford	AUBURN	1:30 p.m.
JUDI GARMIN CLASSIC				
Thu.	March 5	Long Beach St.	Fullerton, Calif.	3 p.m.
Thu.	March 5	Pacific	Fullerton, Calif.	5:30 p.m.
Fri.	March 6	Arizona	Fullerton, Calif.	7:30 p.m.
Fri.	March 6	Cal St. Fullerton	Fullerton, Calif.	10 p.m.
Sat.	March 7	Arizona State	Fullerton, Calif.	10 p.m.
Wed.	March 11	Troy	Troy, Ala.	6 p.m.
Sat.	March 14	Ole Miss	Oxford, Miss.	6 p.m.
Sun.	March 15	Ole Miss	Oxford, Miss.	4:30 p.m.
Mon.	March 16	Ole Miss	Oxford, Miss.	6 p.m.
Fri.	March 20	Kentucky	AUBURN	7 p.m.
Sat.	March 21	Kentucky	AUBURN	6 p.m.
Sun.	March 22	Kentucky	AUBURN	12 p.m.
Wed.	March 25	Florida St. DH	Tallahassee, Fla.	4/6 p.m.
Fri.	March 27	Missouri	Columbia, Mo.	7 p.m.
Sat.	March 28	Missouri	Columbia, Mo.	12 p.m.
Sun.	March 29	Missouri	Columbia, Mo.	12 p.m.
Fri.	April 3	Tennessee	AUBURN	6 p.m.

Sat.	April 4	Tennessee	AUBURN	3:30 p.m.
Sun.	April 5	Tennessee	AUBURN	1 p.m.
Wed.	April 8	UAB	AUBURN	5:30 p.m.
Fri.	April 10	Texas A&M	College Station, Texas	6:30 p.m.
Sat.	April 11	Texas A&M	College Station, Texas	3 p.m.
Sun.	April 12	Texas A&M	College Station, Texas	3 p.m.
Wed.	April 15	Samford	Birmingham, Ala.	6 p.m.
Fri.	April 17	Alabama	AUBURN	7:30 p.m.
Sat.	April 18	Alabama	AUBURN	5 p.m.
Sun.	April 19	Alabama	AUBURN	1 p.m.
Fri.	April 24	Arkansas	AUBURN	6 p.m.
Sat.	April 25	Arkansas	AUBURN	6 p.m.
Sun.	April 26	Arkansas	AUBURN	1 p.m.
Fri.	May 1	LSU	Baton Rouge, La.	6 p.m.
Sat.	May 2	LSU	Baton Rouge, La.	6 p.m.
Sun.	May 3	LSU	Baton Rouge, La.	2 p.m.
	May 6-9	SEC Tournament	Baton Rouge, La.	
	May 14-17	NCAA Regionals	Campus Sites	
	May 22-24	NCAA Super Regionals	Campus Sites	
	May 28-June 2	Women's CWS	Oklahoma City, Okla.	

All times listed are Central || *-denotes SEC game ||
Home games are listed in bold



HEAD COACH CLINT MYERS ARIZONA STATE '76 | FIRST SEASON



Clint Myers, who led Arizona State to two NCAA Championships, was named Auburn softball's second head coach in program history, on Friday, June 14, 2013. In eight years at the helm of the Sun Devil program, Myers took seven trips to the Women's College World Series.

Last season, his first with the Tigers, Myers led the team to 42 wins and only totaled 19 losses, tying for the second-most wins in one year in Auburn softball history. The team returned to the SEC Tournament after a one-year hiatus and the NCAA Tournament reaching the Minneapolis Regional final against No. 14 Minnesota. Auburn took the Golden Gophers to a deciding final game with the winner advancing to an NCAA Super Regional, something Auburn had never done.

Under Myers, Auburn's offense skyrocketed to some of its highest totals in program history. The total number of runs scored (440), home runs hit (83) and RBI (411) were the highest in any season in Auburn's history. The team batting average (.305) was also the highest in the last nine years.

As important as offense was to his philosophy, Myers also put major emphasis on defense. The nation took notice as AU's fielding percentage tied for the best in the country in 2013. The Tigers generated a .979 fielding percentage, tying with Kansas and standing only one one-thousandth of a percent higher than Florida and Oklahoma in 2014 (.978). Auburn turned 38 double-plays that year, most in the SEC and second-most in the country.

Myers captained the Sun Devils

to national titles in 2008 and 2011, and made the trip to Oklahoma City seven times in eight years. In his only miss of the WCWS, he took ASU to an NCAA Super Regional. Under his guidance, ASU has averaged 53 wins per season, including 60-plus wins twice. He became the third coach in Sun Devil softball history to amass 400 victories.

Last year at ASU, Myers's team opened the season with a 21-0 consecutive-game win streak, which was a new program record and the Sun Devils ranked in the Top-15 in the NFCA poll the entire season. The team earned a No. 5 seed in the NCAA Tournament and at the end of the regular season was second in the nation with wins against Top-25 RPI schools with 13.

Over the season, the team had nine player of the week award, two on the national level, three All-Americans, two First-Team Academic All-Americans, five Pac-12 All-Conference honors, the softball NCAA Elite 89 winner, Bailey Wiggins, and the Pac-12 Player of the Year, Amber Freeman.

Myers also won his 400th game at the Division I level (all at ASU) against Pittsburgh on March 9, 2013.

In the NCAA Tournament in 2013, ASU went 5-2 in the program's 25th appearance. In the two years that Myers won the national title, his team's went a perfect 10-0 in the postseason.

"I am very excited to begin what I expect to be a challenging, rewarding and fulfilling life change with my move to become the Head Softball Coach at Auburn University," Myers said. "This opportunity to coach with my family and to become part of what I feel is a total community family in the town of Auburn was one I absolutely could not pass up. Thank you for giving me and my family this "Alabama Adventure". We hope that you will enjoy the ride with us for years to come."

The Bismarck, N.D., native has also led his teams to great success off the field, twice being honored in the top 10 percent in APR scores among NCAA softball teams. ASU softball was recognized for the four-year cohort ending in 2010-11 and 2009-10, with a 2011 compiled score of 998.

"When we began our search for a new softball coach, the goal was to

MYERS COACHING FILE

- Won two National Championships with Arizona State (2008, 2011)
- Went 60-6 in 2011, earning the softball staff's second NFCA Coaching Staff of the Year honors
- Set ASU and NCAA records to leading the program to it's first NCAA title in 2008 with an astonishing 66-5 record which garnered he and his coaching staff their first NFCA Staff of the Year honors.
- Over eight years, he put together a 427-102 (.807) record at Arizona State to go with a 908-143 (.863) overall career record as a softball coach.
- Led seven of his eight Sun Devils teams to Women's College World Series appearances, which was a school record.
- Inducted into the NJCAA Softball Hall of Fame in 1998 and the Arizona Softball Foundation Hall of Fame in 2001.
- Named NJCAA National Coach of the Year in 2002.
- Selected as the NSCA regional and national coach of the year in 1990, 1991 and 1992.
- Spent 19 successful years at Central Arizona College.
- Compiled an overall record of 887-235 between both softball and baseball teams at Central Arizona College.
- Head coach of Central Arizona baseball from 1996-2005, posting a 406-192 record and going to the Junior College World Series twice.
- Was named NJCAA Coach of the Year in 2002.
- Coached the Central Arizona softball team from 1987 to 1995 and building a record of 481-43 over those years.
- Guided the softball team to six NJCAA national titles, including five in a row (1988-1992).
- Earned NJCAA National Softball Coach of the Year honors six times at Central Arizona.
- Captured seven regional titles and nine ACCAC Conference titles.
- Coached at Casa Grande Union High School for three seasons and led them to league championships in 1977, 1978 and 1979.
- Coached in the Connie Mack Baseball League as the skipper of the Long Beach Cardinals from 1975-1976.



find a proven winner who could help us compete for championships," Director of Athletics Jay Jacobs said. "We could not have found a coach who better fits that criteria than Clint Myers, who has consistently reached the pinnacle of success in college softball. Anytime you can hire a coach who has won two National Championships and been to the Women's College World Series seven out of eight years, it's obviously a huge win for your program. No less important is the fact that Coach Myers' student-athletes have also been consistent winners in the classroom. I am delighted to welcome Coach Myers and his wife, Katie, to the Auburn family."

Prior to his stint at ASU, Myers spent 19 highly successful years coaching Central Arizona College's baseball and softball teams. From 1996-2005, he was the head baseball coach where he took the Vaqueros' to the Junior College World Series twice, winning the NJCAA National Championship in 2002. Myers posted a 406-192 record (.678 winning pct.) at Central Arizona College and earned the NJCAA Coach of the Year award in 2002.

From 1987-95, Myers built a record of 481-43 (.917 winning pct.) as the skipper of the softball team. With softball, he won six national titles including a string of five straight from 1988-1992. He was named the NJCAA national coach of the year on six occasions. Myers was also selected as the National Softball Coaches Association (NSCA) regional and National Coach of the Year in 1990, 1991 and 1992.

Myers was inducted into the NJCAA Softball Hall of Fame in 1998 and the Arizona Softball Foundation Hall of Fame in 2001.

A 1976 graduate of Arizona State, Myers was a member of the Sun Devil baseball team from 1970-73 and played on the College World Series runner-up squads in 1972 and 1973. He was later selected by the St. Louis Cardinals in the third round of the 1973 Major League Draft.

Myers and his wife, Katie, have two sons, Casey and Corey. They also have three grandchildren; grandsons, Cole and Christian, and granddaughter, Carlee.



2

952

7

NCAA Championships

Wins in Softball

WCWS Appearances

MYERS YEAR-BY-YEAR RECORD

Year	Overall	Conference	NCAA/NJCAA Tournament
1987-1995 (Central Arizona Softball)	481-43 (.918)	9 seasons	6 NJCAA Titles
1996-2005 (Central Arizona Baseball)	406-192 (.679)	11 seasons	1 NJCAA Title
2006 (Arizona State)	55-15	11-10 (4th)	WCWS Appearance
2007 (Arizona State)	54-17	13-8 (2nd)	WCWS Appearance
2008 (Arizona State)	66-5	18-3 (1st)	NCAA Champions
2009 (Arizona State)	47-19	10-11 (6th)	WCWS Appearance
2010 (Arizona State)	44-17	10-11 (4th)	NCAA Super Regional
2011 (Arizona State)	60-6	17-4 (1st)	NCAA Champions
2012 (Arizona State)	53-11	18-4 (2nd)	WCWS Appearance
2013 (Arizona State)	50-12	16-8 (T-2nd)	WCWS Appearance
2014 (Auburn)	42-19-1	11-13 (T-8th)	NCAA Regional



ASSISTANT COACH SCOTT WOODARD WESTERN NEW MEXICO '85 | SECOND SEASON

Scott Woodard joined the Auburn softball staff on July 8, 2013 as assistant coach. Woodard works with all aspects of the Tigers' program. Woodard previously served as assistant coach and recruiting coordinator with Clint Myers at Arizona State from 2011-13.

In just two years at ASU, Woodard helped head coach Clint Myers reach the Women's College World Series in both 2012 and 2013. Each season the team recorded over 50 wins and won twice at the 2012 WCWS against No. 12 Oregon and LSU. In Pac-12 play, the Sun Devils notched 34 wins in 48 total games. Overall, Woodard helped oversee a team

that had a stellar record at home, going 40-4 in 2013 and 42-4 in 2012.

Prior to joining Arizona State in 2011, Woodard spent 15 years as the director of athletics and softball head coach at Western New Mexico University, his alma mater. While there, he restarted the softball program in 1998 and was at the helm of the club until 2011, only to return back in 2008.

Woodard coached four All-Americans at Western New Mexico and was an assistant on the 2004 NCAA West Region Championship squad that finished 5th at the NCAA Division II Championships.

Prior to starting the softball program at WNM, Woodard was the head coach of the school's baseball team for two seasons until the program was cut in 1993.

In addition to overseeing Western New Mexico's 11 intercollegiate athletic teams, Woodard served as

an assistant coach for the Mustangs' football team from 1992-1996. As the team's offensive coordinator in 1995, Woodard helped the Mustangs to a 7-4 record and an upset of Cal State Northridge.

A native of Carlsbad, N.M., Woodard was an all-star shortstop for Western New Mexico and was twice named to the Rocky Mountain Athletic Conference All-Conference Team.

Woodard graduated from Western New Mexico in 1985 with a bachelor of science in biology and earned his master of arts in administration in 1986.

**ASSISTANT COACH COREY MYERS** DESERT VISTA HIGH SCHOOL '98 | SECOND SEASON

Corey Myers joined the Auburn softball staff Aug. 16, 2013 as assistant coach.

In 2014, just his first season in the Orange and Blue, Myers oversaw a pitching staff that racked up the most wins since 2005 (42). In 62 games, his pitchers threw 391 innings and tallied 285 strikeouts. Only 182 earned runs were given up as the duo of Lexi Davis

and Marcy Harper continued their strong Auburn careers.

Both Davis and Harper combined for a feat that will stand alone for some time as the two hurlers combined for three consecutive no-hitters during the non-conference season. The feat had never been accomplished in Auburn history and was only the second time in SEC history.

Myers spent 2013 season as assistant coach and director of player development for the Birmingham (Ala.) Thunderbolts 18 Gold softball team. From 2009-2012, Myers owned and operated the CM Baseball & Softball Academy in Chandler, Ariz.

Myers also served as volunteer coach working with infielders and hitters for Arizona State softball from 2007-08, helping the Sun Devils to the 2008 NCAA championship.

In 1999, Myers was the fourth player taken in the first round of the MLB draft, going to the Arizona Dia-

mondbacks. Myers also played for the Los Angeles Angels and Chicago Cubs organizations from 1999-2007.



2015 TEAM ROSTER

AUBURN UNIVERSITY ALPHABETICAL ROSTER

No.	Name	Pos.	Ht.	B/T	Year	Hometown/Previous School
44	Jenna Abbott	P/1B	5-4	L/L	SO	Dawsonville, Ga. (Dawson County)
14	Kelsey Bogaards	SS	5-6	R/R	JR	Miami, Fla. (Palmetto)
5	Emily Carosone	INF	5-4	L/R	JR	Orlando, Fla. (Pine Castle Christian)
13	Kasey Cooper	INF	5-4	L/R	SO	Dothan, Ala. (Dothan HS)
23	Lexi Davis	RHP	6-2	R/R	JR	Charlotte, N.C. (Porter Ridge)
9	Madison Dickey	C	5-4	L/R	RS JR	Hoover, Ala. (Samford)
27	Victoria Draper	OF	5-6	L/R	RS FR	Moulton, Ala. (Lawrence County)
3	Morgan Estell	OF	5-7	L/L	RS SR	Kimberly, Ala. (Mortimer Jordan)
2	Haley Fagan	INF/OF	5-10	R/R	R/R	Dunnellon, Fla. (Dunnellon)
10	Anna Gibbs	C	5-7	R/R	RS SO	Camden, Ala. (Wilcox Academy)
4	Madi Gipson	INF	5-6	R/R	SO	Hoover, Ala. (Spain Park)
22	Marcy Harper	RHP	5-6	R/R	JR	Hoover, Ala. (Hoover)
1	Tiffany Howard	OF	5-5	L/R	JR	Pembroke, Ga. (Bryan County)
21	Whitney Jordan	INF	5-10	R/R	FR	Athens, Ala. (Athens)
25	McKenzie Kilpatrick	C/DP	5-7	R/R	SR	Montgomery, Ala. (Ala. Christian Acad.)
17	Brannndi Melero	OF	5-4	L/R	SR	Canyon County, Calif. (Golden Valley)
12	Maria Mitchell	C	6-0	R/R	JR	Opelika, Ala. (Wallace St. CC)
33	Kimberlee Myers	INF	5-6	R/R	SO	Casa Grande, Ariz. (Washington)
8	Jade Rhodes	3B/OF	5-10	R/R	JR	Sarasota, Fla. (Sarasota)
18	Jordan Rocker	OF	5-3	L/L	JR	Oro Valley, Ariz. (Ironwood Ridge)
93	Courtney Shea	C	5-10	L/R	FR	Mountain Brook, Ala. (Mountain Brook)
7	Emily Spain	INF	5-4	L/R	FR	Pelham, Ala. (Pelham)
77	Sydne Waldrop	OF	5-3	L/R	SO	Springville, Ala. (Springville)
00	Carlee Wallace	C	5-2	R/R	FR	Alpine, Calif. (Valhalla)
19	Rachael Walters	LHP	5-9	L/L	JR	Powhatan, Va. (Washington)

AUBURN UNIVERSITY NUMERICAL ROSTER

No.	Name	Pos.	Ht.	B/T	Year	Hometown/Previous School
00	Carlee Wallace	C	5-2	R/R	FR	Alpine, Calif. (Valhalla)
1	Tiffany Howard	OF	5-5	L/R	Jr	Pembroke, Ga. (Bryan County)
2	Haley Fagan	INF	5-10	R/R	RS SO	Dunnellon, Fla. (Dunnellon)
3	Morgan Estell	OF	5-7	L/L	RS SR	Kimberly, Ala. (Mortimer Jordan)
4	Madi Gipson	INF	5-6	R/R	SO	Hoover, Ala. (Spain Park)
5	Emily Carosone	INF	5-4	L/R	JR	Orlando, Fla. (Pine Castle Christian)
7	Emily Spain	INF	5-4	L/R	FR	Pelham, Ala. (Pelham)
8	Jade Rhodes	1B	5-10	R/R	JR	Sarasota, Fla. (Sarasota)
9	Madison Dickey	C	5-6	L/R	RS JR	Hoover, Ala. (Samford)
10	Anna Gibbs	C	5-7	R/R	RS SO	Camden, Ala. (Wilcox Academy)
12	Maria Mitchell	C	6-0	R/R	JR	Opelika, Ala. (Wallace St. CC)
13	Kasey Cooper	INF	5-4	L/R	SO	Dothan, Ala. (Dothan)
14	Kelsey Bogaards	SS	5-7	R/R	JR	Miami, Fla. (Palmetto)
17	Brannndi Melero	OF	5-4	L/R	SR	Canyon County, Calif. (Golden Valley)
18	Jordan Rocker	OF	5-3	L/L	JR	Oro Valley, Ariz. (Ironwood Ridge)
19	Rachael Walters	LHP	5-9	L/L	JR	Powhatan, Va. (Radford)
21	Whitney Jordan	INF	5-10	R/R	FR	Athens, Ala. (Athens)
22	Marcy Harper	RHP	5-6	R/R	JR	Hoover, Ala. (Hoover)
23	Lexi Davis	RHP	6-2	R/R	JR	Charlotte, N.C. (Porter Ridge)
25	McKenzie Kilpatrick	C/DP	5-7	R/R	SR	Montgomery, Ala. (Ala. Christian Acad.)
27	Victoria Draper	OF	5-6	L/R	RS FR	Moulton, Ala. (Lawrence County)
33	Kimberlee Myers	INF	5-6	R/R	SO	Casa Grande, Ariz. (Washington)
44	Jenna Abbott	P/1B	5-4	L/L	SO	Dawsonville, Ga. (Dawson County)
77	Sydne Waldrop	OF	5-3	L/R	SO	Springville, Ala. (Springville)
93	Courtney Shea	C	5-10	L/R	FR	Mountain Brooke, Ala. (Mountain Brook)

COACHING STAFF

Head Coach	Clint Myers (Arizona State '74) - 2nd season	Director of Operations	Jim Beitia (Cal State Sacramento '81) 2nd season
Assistant Coach	Scott Woodard (Western New Mexico '85) - 2nd season	Volunteer Assistant Coach	Casey Myers (Arizona State 01') 2nd season
Assistant Coach	Corey Myers (Desert Vista High School '98) - 2nd season		

SHORT ALPHABETICAL ROSTER

No.	Name	Pos.
44	Jenna Abbott	P/1B
14	Kelsey Bogaards	SS
5	Emily Carosone	INF
13	Kasey Cooper	3B
23	Lexi Davis	P
9	Madison Dickey	C
27	Victoria Draper	OF
3	Morgan Estell	OF/1B
2	Haley Fagan	INF
10	Anna Gibbs	C
4	Madi Gipson	INF
22	Marcy Harper	P/DP
1	Tiffany Howard	OF
21	Whitney Jordan	INF
25	McKenzie Kilpatrick	C/DP
17	Brannndi Melero	OF
12	Maria Mitchell	C
33	Kimberlee Myers	INF
8	Jade Rhodes	3B/OF
18	Jordan Rocker	OF
93	Courtney Shea	C
7	Emily Spain	INF
77	Sydne Waldrop	OF
00	Carlee Wallace	C
19	Rachael Walters	LHP

SHORT NUMERICAL ROSTER

No.	Name	Pos.
00	Carlee Wallace	C
1	Tiffany Howard	OF
2	Haley Fagan	INF
3	Morgan Estell	OF
4	Madi Gipson	INF/OF
5	Emily Carosone	INF
7	Emily Spain	INF
8	Jade Rhodes	1B
9	Madison Dickey	C
10	Anna Gibbs	C
12	Maria Mitchell	C
13	Kasey Cooper	INF
14	Kelsey Bogaards	SS
17	Brannndi Melero	OF
18	Jordan Rocker	OF
19	Rachael Walters	LHP
21	Whitney Jordan	INF
22	Marcy Harper	RHP
23	Lexi Davis	RHP
25	McKenzie Kilpatrick	C/DP
27	Victoria Draper	OF
33	Kimberlee Myers	INF
44	Jenna Abbott	P/1B
77	Sydne Waldrop	OF
93	Courtney Shea	C

ROSTER BREAKDOWN

SENIORS (3)

3	Morgan Estell	OF
17	Brannndi Melero	OF
25	McKenzie Kilpatrick	C

JUNIORS (10)

1	Tiffany Howard	OF
5	Emily Carosone	INF
8	Jade Rhodes	1B
9	Madison Dickey	C
12	Maria Mitchell	C
14	Kelsey Bogaards	INF
18	Jordan Rocker	OF
19	Rachael Walters	LHP
22	Marcy Harper	RHP
23	Lexi Davis	RHP

SOPHOMORES (8)

2	Haley Fagan	INF/OF
4	Madi Gipson	INF
10	Anna Gibbs	C
13	Kasey Cooper	INF
33	Kimberlee Myers	INF
44	Jenna Abbott	P/1B
77	Sydne Waldrop	OF

FRESHMEN (4)

00	Carlee Wallace	C
7	Emily Spain	INF
21	Whitney Jordan	INF
27	Victoria Draper	OF
93	Courtney Shea	C



RADIO/TV ROSTER



#00 Carlee Wallace
C, R-R, Fr.
Alpine, Calif. (Valhalla)



#1 Tiffany Howard
OF, L-R, Jr.
Pembroke, Ga. (Bryan County)



#2 Haley Fagan
INF/OF, R-R, RS So.
Dunnellon, Fla. (Dunnellon)



#3 Morgan Estell
OF/1B, L-L, RS-Sr.
Kimberly, Ala. (Mortimer Jordan)



#4 Madi Gipson
INF/OF, R-R, So.
Hoover, Ala. (Spain Park)



#5 Emily Carosone
INF, L-R, Jr.
Orlando, Fla. (Pine Castle Christian)



#7 Emily Spain
INF, L-R, Fr.
Pelham, Ala. (Pelham)



#8 Jade Rhodes
1B, R-R, Jr.
Sarasota, Fla. (Sarasota)



#9 Madison Dickey
C, L-R-R, Jr.
Hoover, Ala. (Samford)



#10 Anna Gibbs
C, R-R, RS So.
Camden, Ala. (Wilcox Academy)



#12 Maria Mitchell
C, R-R, Jr.
Opelika, Ala. (Opelika)



#13 Kasey Cooper
INF, L-R, So.
Dothan, Ala. (Dothan)



#14 Kelsey Bogaards
INF, R-R, Jr.
Miami, Fla. (Palmetto)



#17 Brannndi Melero
OF, L-R, Sr.
Canyon Country, Calif. (Golden Valley)



#18 Jordan Rocker
OF, L-L, Jr.
Oro Valley, Ariz. (Ironwood Ridge)



#19 Rachael Walters
LHP, L-L, Jr.
Powhatan, Va. (Radford)



#21 Whitney Jordan
INF, R-R, Fr.
Athens, Ala. (Athens)



#22 Marcy Harper
RHP, R-R, Jr.
Hoover, Ala. (Hoover)



#23 Lexi Davis
RHP, R-R, Jr.
Charlotte, N.C. (Porter Ridge)



#25 McKenzie Kilpatrick
C, R-R, Sr.
Montgomery, Ala. (Alabama Christian)



#27 Victoria Draper
OF, L-L, RS Fr.
Moulton, Ala. (Lawrence County)



#33 Kimberlee Myers
INF, R-R, Sr.
Casa Grande, Ariz. (Casa Grande)



#44 Jenna Abbott
P/1B, L-L, RS So.
Dawsonville, Ga. (Dawson County)



#77 Sydne Waldrop
OF, L-R, So.
Springville, Ala. (Springville)



#93 Courtney Shea
C, L-R, Fr.
Mountain Brook, Ala. (Mountain Brook)

AUBURN COACHING STAFF



Head Coach
Clint Myers



Assistant Coach
Corey Myers



Assistant Coach
Scott Woodard



Volunteer Assistant Coach
Casey Myers




Director of Operations
Jim Beitia



2015 AUBURN TIGERS





3

MORGAN ESTELL KIMBERLY, ALA. MORTIMER JORDAN

OF/1B	L/L	5-7	RS SR
-------	-----	-----	-------

Preseason All-SEC Team (2014)
SEC All-Defensive Team (2013)
All-SEC Freshman Team (2011)
SEC Academic Honor Roll (2013)
SEC Freshman Academic Honor Roll (2011)

REDSHIRT JUNIOR SEASON (2014)

Started all 62 games for Auburn in centerfield...Hit .362, her second-highest total in a season where she played 20 or more games...Tallied 64 hits, good for second-most on the team, 19 of which were doubles, good for tops on the squad...Managed 40 RBI, her most-ever in a season...Only had six home runs, but slugged .571...Drew 45 walks, highest on the team, which led to a .496 on-base percentage, a personal-high, not including the 2012 season...The 45 walks set a new Auburn single-season record...Named to the 2014 Preseason All-SEC Team...Was a perfect 3-for-3 in stolen bases...Compiled a .976 fielding percentage in centerfield, committing only two errors and notching five assists...Was also part of one double-play...In conference play, batted .286 with 20 hits and 13 runs scored...Tallied four hits against Ball State

(3/15), which tied a career-high... Scored four runs at Georgia State (3/26), setting a new career-high... Against Marshall (2/14), she also tied two more career-highs with five RBI and two doubles...Swiped two of her three bases this season against ULM (2/8)...Had an 11-game hitting streak starting vs. Radford (3/14) and lasting through the game at Kentucky (3/28)...In the NCAA Regionals in Minneapolis, she managed at least one hit in all five games, two of which were multi-hit games vs. Green Bay (5/17) and Minnesota (5/18)...Went 2-for-3 against the Phoenix in the first elimination game of the regional, with two RBI and one double...Finished 19th in

the nation, fifth in the conference in runs per game (1.03)...Second in the SEC in doubles (20).

REDSHIRT SOPHOMORE SEASON (2013)

Started all 53 games ... Hit .344 with 60 runs, nine doubles, three triples, four home runs and 23 RBI ... The 60 runs marked an Auburn single-season record ... Started every game in SEC play, hitting .296 with 18 runs, three doubles, one triple, one home run and 10 RBI ... Reached base (hit/walk/HBP) in 21 of 24 SEC games ... Reached base in 22 consecutive SEC games from April 30, 2011 to April 21, 2013 (Missed 2012 season due to injury) ... Posted the second-best



single-season on-base percentage in Auburn history at .482 ... Also drew 35 walks, third-most in a single-season in Auburn history ... Set single-game career best with four hits (single, double, two home runs) against Troy ... The two homers vs. Troy marked first-career multi-home run game ... Hit .432 (16-of-37) with runners in scoring position including a .538 (7-for-13) in SEC play ... Started first 25 games at CF before starting 26 at first base ... Committed just one error at first base, none in SEC play.

SOPHOMORE SEASON (2012)

Appeared in 15 games, all starts, before suffering season-ending injury on March 2 vs. Syracuse ... Was hitting team-best .432 with four doubles, two home runs, 11 RBI and 17 runs scored in 15 games prior to injury ... Tied career high with three hits and two doubles in season opener vs. Alabama State ... Tied career high with five RBI on a three-run double and two-run homer in victory over No. 23 Georgia Tech ... Walked and singled twice in win vs. No. 15 Oklahoma State ... Tied career best with three runs scored vs. Georgia State ... Tied career best with three runs scored vs. Florida A&M.

FRESHMAN SEASON (2011)

Appeared in 55 games, all starts ...

Hit .376 with 38 runs, 18 doubles, six home runs and 30 RBI ... Started all 28 SEC games ... Hit .389 with 15 runs, nine doubles, four home runs and 18 RBI in SEC play ... In 21 games against NFCA top 25 teams, hit .355 with 11 runs, seven doubles, three home runs and five RBI ... In all games, led Auburn in batting average, slugging, on-base, runs, hits, doubles and (tied) home runs ... In SEC games, lead Auburn in batting average, slugging, on-base, runs, hits, RBI, doubles and home runs ... In all games, led AU with .436 BA w/RISP ... Missed four games due to injury ... Had four hitting streaks of at least six games or more with season high of eight games ... Had six multi-hit games in first month of season ... Hit leadoff home run in first collegiate at-bat, taking second pitch over wall in center vs. Alabama State ... Opened season by hitting in first six consecutive games ... Gave AU insurance runs with two-run home run in top of the seventh in 6-3 win vs. Jacksonville State ... Drove in game-winning run with RBI double vs. No. 19 Oklahoma State ... Opened SEC play by hitting .375 (3-for-8) with team-high eight RBI in three games at Arkansas ... Set season high with five RBI in game two win vs. Razorbacks ... Hit solo home runs in game one and game two at No. 3 Alabama

... Homered for third consecutive game in game one vs. South Carolina ... Led AU by hitting .600 (6-for-12) in three games at No. 11 Tennessee ... Scored game-winning run in top of eighth inning of game three at Mississippi State ... Led AU in hitting with .667 (6-for-9) average in three games vs. No. 10 Florida ... Went 3-for-4 with two doubles, a solo home run and two runs scored in game one vs. No. 10 Florida ... Singled twice in game one vs. No. 23 LSU ... Tied season high with three runs scored in game one vs. Mississippi Valley State ... Doubled and scored twice in game one vs. No. 4 Georgia ... Had one hit in every game vs. No. 18 Kentucky ... Hit .333 (3-for-9) with three runs in NCAA Seattle Regional.

HIGH SCHOOL

Played for coach Laura Rickman ... Lettered in softball (four seasons) ... Ran cross country (two seasons) ... Member of 2007 Super All-Metro Softball Team ... Member of ASWA All-State Softball Team in 2007-10 ... Named 2009-2010 Most Outstanding Player ... Won 2008 and 2009 state championship in 5A softball.

PERSONAL

Daughter of Kerry and Linda Estell ... Has one sister, Madalyn ... Major: Health Promotion.

ESTELL'S CAREER HITTING STATS

Year	Avg	GP-GS	AB	R	H	2B	3B	HR	RBI	SLG%	BB	SO	OB%	SB-ATT	FLD%	E
2011	.376	55-55	165	38	62	18	0	6	30	.594	26	22	.478	8-12	.973	5
2012	.432	15-15	44	17	19	4	0	2	11	.659	5	5	.519	1-2	1.000	0
2013	.344	53-53	157	60	54	9	3	4	23	.516	35	21	.482	11-17	.976	4
2014	.362	62-62	177	64	64	19	0	6	40	.571	45	24	.496	3-3	.976	2
TOTAL	.366	185-185	543	179	199	50	3	18	104	.569	111	72	.488	23-34	.975	11

ESTELL'S CAREER HITTING BESTS

Hits:	4 x2 (last vs. Ball State, 3/15/14)	RBI:	5 x3 (last vs. Marshall 2/14/14)
Doubles:	2 x5 (last vs. Marshall, 2/14/14)	Home Runs:	2 (vs. Troy 4/10/13)
Triples:	1 x3 (last vs. Arkansas 5/4/13)	Runs Scored:	4 (at Georgia State 3/6/14)
Stolen Bases:	3 (vs. Alabama 3/23/13)	Walks:	3 x3 (last vs. Texas A&M 4/27/14)





BRANDI MELERO

CANYON COUNTRY, CALIF.

GOLDEN VALLEY

OF	L/R	5-4	SR
----	-----	-----	----

NFCA All-American First Team (2014)

NFCA All-Southeast Region First Team (2014)

All-SEC First Team (2014)

All-SEC Second Team (2013)

SEC All-Freshman (2012)

JUNIOR SEASON (2014)

Started all 62 games for Auburn in right field...Second on the team with a .404 average, one of only two players to hit over .400 for the year on the squad...Scored 55 runs with 69 hits, 12 doubles, 15 home runs and 78 RBI...The RBI total is a new single-season school record and was good for second-highest total in the nation...Named NFCA First Team All-American, the first Auburn player to make first team...Also an NFCA First Team All-Southeast Region and an All-SEC first teamer...Making the NFCA All-Southeast Region team, Melero joined Kasey Cooper as being the first time Auburn placed two players on the first team since 2005... Second on the team in slugging (.737)...Tallied 35 walks and had a .518 on-base percentage...Was also a perfect 2-for-2 in stolen base attempts...Only totaled two errors in right field for a .963 fielding percentage with one

double-play and 50 putouts...In conference play, she led the team with a .380 average through all 24 games with 27 hits, 10 home runs and 33 RBI...Was a force with runners on base, hitting 48-for-111 (.432)...Topped her previous season-highs in average, runs, hits, doubles, home runs, RBI, slugging, walks and on-base percentage... Tied a career-high with three hits vs. No. 23 Texas A&M (4/27) along with a career-high five RBI and two home runs in the same game...The career-high day came just two games after Melero hit a walk-off home run against the Aggies as part of a comeback from a 6-2 deficit that Auburn ended up winning 7-6...Tied a career-high three runs vs. Murray State (3/19) and a career-high two walks vs. Missouri (4/13).

SOPHOMORE SEASON (2013)

Appeared in 51 games, all starts ... Hit .366 with 10 doubles, two triples, 10 home runs and 46 RBI ... Appeared in 23 games, all starts ... Hit .301 with five doubles, one triple, three home runs and 38 RBI in league play ... Set eighth-best Auburn single-season batting average (.366) and second-best RBI total (46) ... Tied for 10th in Auburn single-season records

with 10 home runs ... Led AU with 17 multi-hit and tied for lead with 13 multi-RBI games ... Seven of 10 home runs came with runners on base ... Set career-best with eight game hitting streak from March 9 to March 19 ... Hit .352 (19-for-52) with runners in scoring position and led AU with 21 two-out RBI ... Set career single-game best with four RBI vs. Middle Tennessee and tied mark against Ole Miss ... Went 3-for-3 with two home runs and three RBI in win vs. Kansas.

FRESHMAN SEASON (2012)

Appeared in 56 games with 55 starts ... Hit .274 with five doubles, two triples, four home runs, 20 RBI and 25 runs scored ... Went 6-for-6 in stolen bases ... Second on team with eight sacrifice bunts ... In SEC play, started all 28 games in center field ... Hit .260 with one double, one triple, four RBI and 10 runs scored in league play ... Went 3-for-3 in stolen bases in SEC play ... Fourth on team with .382 batting average in month of February ... Doubled twice and drove in season-high three runs in win vs. Wright State ... Tripled and tied season-best of three RBI in win vs. Bowling Green ... Delivered sacrifice fly for RBI in win vs. No. 15 Oklahoma State



... Hit first career home run and scored season-high three runs in victory vs. No. 23 Georgia Tech ... Matched season-best of three RBI with a three-run homer vs. Loyola Marymount ... Singled and scored vs. No. 14 UCLA ... Singled twice, walked and scored in game two vs. No. 8 Georgia ... Notched walk-off win with two-out, bases-loaded HBP in bottom of seventh inning of game three vs. Kentucky ... Singled and scored in game two vs. No. 2 Alabama ... Had RBI single in game three at No. 3 Florida ... Tripled, doubled and drove in a run in game three win at South Carolina ... Led AU with .600 (3-for-5) batting average, two home runs and two RBI in NCAA Austin Regional ... Hit solo home runs against Houston and No. 8 Texas in Regional play.

HIGH SCHOOL

Played for coach Hugo Castillo and coach Courtney Carr ... Lettered four years and voted team captain ... Earned Military Honor Award in 2011.

PERSONAL

Daughter of Gina and Greg Lattimore and Rito Melero ... Has one sister, Bree Melero, and two brothers, Tiger Melero, and Landon Lattimore ... Major: Business.



MELERO'S CAREER STATS

Year	Avg	GP-GS	AB	R	H	2B	3B	HR	RBI	SLG%	BB	SO	OB%	SB-ATT	FLD%	E
2012	.274	56-55	146	25	40	5	2	4	20	.418	11	35	.344	6-6	.981	1
2013	.366	51-51	153	37	56	10	2	10	46	.654	18	31	.437	10-13	.929	4
2014	.404	62-62	171	55	69	12	0	15	78	.737	35	33	.518	2-2	.963	2
TOTAL	.351	169-168	470	117	165	27	4	29	144	.611	64	99	.441	18-21	.957	7

MELERO'S CAREER BESTS

Hits:	3 x9 (last vs. Texas A&M, 4/27/14)	RBI:	5 x3 (last vs. Texas A&M, 4/27/14)
Doubles:	2 x2 (last vs. South Carolina, 4/20/13)	Home Runs:	2 x2 (last vs. Texas A&M, 4/27/14)
Triples:	1 x4 (last at Miss. State, 3/29/13)	Runs Scored:	3 x6 (last vs. Murray St., 3/19/14)
Stolen Bases:	2 x2 (last vs. Furman, 2/8/13)	Walks:	2 x11 (last vs. NDSU, 5/16/14)





MCKENZIE KILPATRICK
MONTGOMERY, ALA.
ALABAMA CHRISTIAN

25

OF	R/R	5-4	SR
----	-----	-----	----

SEC Spring Academic Honor Roll (2014)

JUNIOR SEASON (2014)

Started 50 games of 57 appearances at the catcher or designated player position...Batted .243 with 34 hits, seven doubles, eight home runs and 28 RBI...All were new season-highs...Slugged .464, good for sixth on the team and had 20 walks with only 26 strikeouts...Only made one error behind the plate and caught four base stealers...Batted .241 in conference play, starting 19 SEC games and tallying 13 hits with eight RBI...Tabbed three home runs over the conference schedule and slugged .426...Notched a career-high two

hits nine times during the season, including in both games against Minnesota of the NCAA Minneapolis Regional...Also tied a career-high four RBI in the regional finale against Minnesota (May 18), part of a 2-for-3 game with one run scored and one home run...Hit a three-run home run in the first game of the season at Troy (2/8) that tied the game and brought Auburn back from a five-run deficit...Played in the SEC Quarterfinal game vs. Alabama (5/8), starting at catcher, going 1-for-2 with one run scored and one double...Named to 2014 SEC Spring Academic Honor Roll.

SOPHOMORE SEASON (2013)

Appeared in 35 games with 25 starts ... Hit .243 with one double, three home runs and 11 RBI ... Appeared in 15 SEC games with 10 starts ... Hit .226 in league play with one home run and six RBI ... Had four multi-hit games, setting single-game best with two hits against Austin Peay and tying mark against Alabama State, No. 4 Florida and Ole Miss ... Tied career single-game best with four RBI in game three vs. Ole Miss ... Delivered game-winning solo home run in 5-4 win over No. 4 Florida ... Homer came on first pitch of bottom of the sixth breaking 4-4 tie ... Also delivered RBI single in fourth inning in win vs. Gators ... Had career-best five-game hitting



streak from April 5 to April 10.

FRESHMAN SEASON (2012)


Appeared in 24 games with 17 starts ... In SEC play, appeared in 13 games with nine starts ... First career hit was a grand slam vs. Florida A&M ... Grand slam ended game on eight-run rule ... Singled and scored in win vs. No. 14 UCLA ... Walked and drove in a run vs. Drexel ... Delivered RBI single in seventh inning of game three at No. 3 Florida.

HIGH SCHOOL

Played for coach Chris Goodman ... Earned NFCA Second Team All-America honors in 2011 and NFCA First Team South Region in 2011 ... Named Alabama High School 6A Hitter of the Year in 2009 ... Wendy's High School Heisman Award Winner in 2010 ... As a senior in 2011, hit .577 with 13 home runs and 51 RBI ... Also lettered in volleyball as a senior.

PERSONAL

Daughter of Rusty and Tricia Kilpatrick ... Major: Social Work.



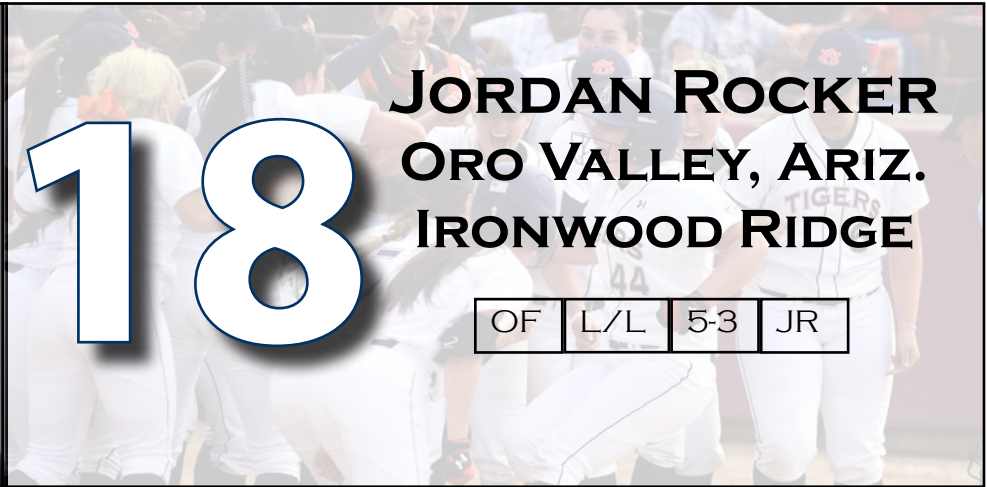
KILPATRICK'S CAREER STATS

Year	Avg	GP-GS	AB	R	H	2B	3B	HR	RBI	SLG%	BB	SO	OB%	SB-ATT	FLD%	E
2012	.083	24-17	48	4	4	0	0	1	6	.146	4	17	.154	0-0	1.000	0
2013	.243	35-25	70	15	17	1	0	3	11	.386	20	16	.407	1-3	.966	4
2014	.243	57-50	140	21	34	7	0	8	28	.464	20	26	.340	0-0	.995	1
TOTAL	.213	116-92	258	40	55	8	0	12	45	.384	44	59	.328	1-3	.984	5

KILPATRICK'S CAREER BESTS

Hits:	2 x13 (last vs. Minnesota, 5/18/14)	RBI:	4 x3 (last vs. Minnesota, 5/18/14)
Doubles:	1 x8 (last vs. Alabama, 5/8/14)	Home Runs:	1 x12 (last vs. Minnesota, 5/18/14)
Triples:	N/A	Runs Scored:	2 x8 (last vs. Troy, 3/12/14)
Stolen Bases:	1 (vs. Troy, 4/10/13)	Walks:	3 x2 (last vs. Troy, 3/12/14)





18

JORDAN ROCKER
ORO VALLEY, ARIZ.
IRONWOOD RIDGE

OF	L/L	5-3	JR
----	-----	-----	----

SEC Academic Honor Roll (2014)
NFCA All-America Scholar Athlete (2014)

SOPHOMORE SEASON (2014)

Appeared in 23 games, primarily as a pinch-runner...Scored 13 runs and had four at-bats during the season vs. Morehead State (2/8), Winthrop (2/16) and Savannah State (3/15)...Tallied her first collegiate hit vs. Savannah State, a game where she also had a walk and two runs...Finished the season with two walks...Named to the SEC Spring Academic Honor Roll.

FRESHMAN SEASON (2013)

Appeared in 10 games with three at-bats.

HIGH SCHOOL

Played for coach Randy Amway ... Named Second Team All-Southern Arizona Team as a senior after hitting .479 with 41 runs, 32 RBI and a .512 on-base percentage.

PERSONAL

Daughter of Georgina and Vinh

Rocker ... Has one sister, Erin ... Major: Finance and International Business.



ROCKER'S CAREER STATS

Year	Avg	GP-GS	AB	R	H	2B	3B	HR	RBI	SLG%	BB	SO	OB%	SB-ATT	FLD%	E
2013	.000	10-0	3	1	0	0	0	0	0	.000	0	1	.000	0-0	.000	0
2014	.250	23-0	4	13	1	0	0	0	0	.250	2	0	.500	0-0	.000	0
TOTAL	.143	33-0	7	14	1	0	0	0	0	.143	2	1	.333	0-0	.000	0

ROCKER'S CAREER BESTS

Hits: 1 (vs. Savannah St., 3/15/14)
 Doubles: N/A
 Triples: N/A
 Stolen Bases: N/A

RBI: N/A
 Home Runs: N/A
 Runs Scored: 2 x2 (last vs. Savannah St., 3/15/14)
 Walks: 1 x2 (last vs. Savannah St., 3/15/14)





KELSEY BOGAARDS
MIAMI, FLA.
PALMETTO

14

INF	R/R	5-7	JR
-----	-----	-----	----

SOPHOMORE SEASON (2014)

Played in all 62 games as the primary shortshop...Batted an even .200 with 26 hits, 24 runs, five doubles, three home runs and 11 RBI...Slugged .308 with 17 walks and a .307 on-base percentage...Also stole two bases on two attempts...Tallied a .952 fielding percentage with 21 double plays and 11 errors...Appeared in all 24 conference games and batted .122 with six hits and seven RBI, upping her totals from 2013... Hit her first collegiate home run vs. ULM (2/8), part of a 2-for-2 game with three runs scored... Had five multi-hit games with a career-high tying three hits vs. South Carolina (5/7) in the first game of the SEC Tournament... Went 3-for-4 in that game with one run scored and one double... Set a new career-high for runs scored in a game after coming across home plate three times vs. ULM (2/8)...Hit a grand slam vs. Radford (3/14), setting another career-high for RBI in a game... Against Alabama State (4/23), she went 2-for-3 with one run scored and two doubles, also a career-high.

FRESHMAN SEASON (2013)

Appeared in 37 games with 35



starts ... Hit .179 with two doubles and four RBI ... Appeared in 14 SEC games, all starts ... Hit .038 with one RBI in league play ... Set season best with three hits against Middle Tennessee (March 1) ... Drove in season-high two runs in win vs. Middle Tennessee (March 13).

HIGH SCHOOL

Played for coach Steve Hager ... Lettered four years ... Earned all-county honors from 2009-10 and 2010-11 ... Hit .333 as a junior and .486 as a senior ... Three-year team captain.

PERSONAL

Daughter of Adda and Tom Bo-

gaards ... Has one brother, Tommy and is now a firefighter in Tampa, Fla., and one sister, Krystal ... Father, Tom, played baseball at Florida International and brother, Tommy, played baseball at Brevard CC ... Major: Nursing.

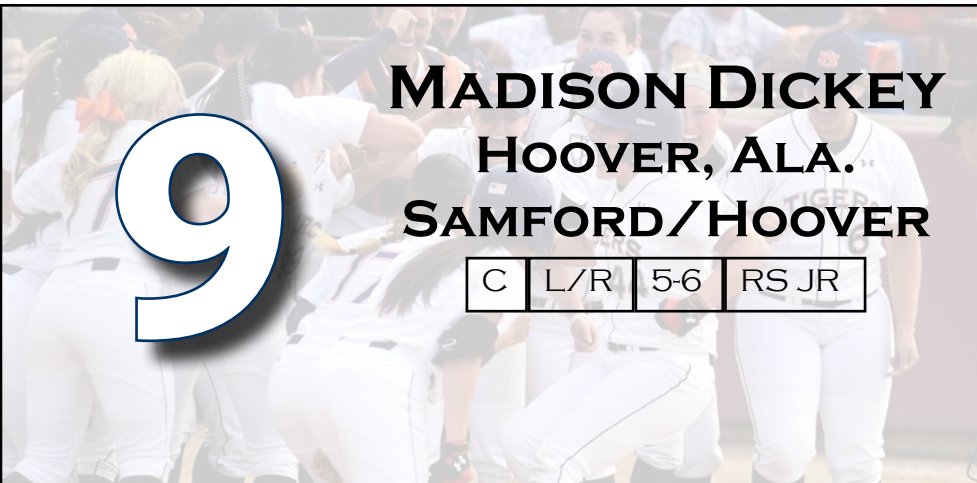


BOGAARDS' CAREER STATS

Year	Avg	GP-GS	AB	R	H	2B	3B	HR	RBI	SLG%	BB	SO	OB%	SB-ATT	FLD%	E
2013	.179	37-35	67	14	12	2	0	0	4	.209	8	22	.286	4-4	.914	11
2014	.200	62-62	130	24	26	5	0	3	11	.308	17	46	.307	2-2	.352	11
TOTAL	.193	99-97	197	38	38	7	0	3	15	.274	25	68	.300	6-6	-.938	22

BOGAARDS' CAREER BESTS

Hits:	3 x2 (last at South Carolina, 5/7/14)	RBI:	4 (vs. Troy, 3/12/14)
Doubles:	2 (vs. Alabama St., 4/23/14)	Home Runs:	1 x3 (last vs. Troy, 3/12/14)
Triples:	N/A	Runs Scored:	3 (vs. ULM, 2/8/14)
Stolen Bases:	1 x6 (last vs. LSU, 3/7/14)	Walks:	2 x4 (last vs. LSU, 3/9/14)



MADISON DICKEY
HOOVER, ALA.
SAMFORD/HOOVER

C	L/R	5-6	RS JR
---	-----	-----	-------

REDSHIRT SOPHOMORE SEASON AT SAMFORD (2014)

Played in 45 games, starting 32... tallied 16 hits...plated 14 RBI and scored 13 runs with four doubles, eight walks and a home run... recorded five multiple hit games, three multiple RBI games, a five-game hit streak and reached base in six consecutive games...Recorded a career-high four RBIs against the University of Tennessee - Chattanooga on a grand slam home run to win the contest 4-2.

SOPHOMORE SEASON AT SAMFORD (2013)

Played and started in 10 games during the season, four as a catcher and six in the outfield ... suffered a season-ending knee injury in the Feb. 23 game against SEMO ... earned 10 hits in 26 at-bats for a .385 batting average...tallied two doubles, a triple and six RBI.

FRESHMAN SEASON AT SAMFORD (2012)

Started all 56 games as a catcher ... named to the SoCon All-Freshmen team and was Second Team All-SoCon on collegesportsmadness.com ... set the Samford single-season hits record with 64 ... led the team in batting average (.354), at bats (180), runs (28), hits (64), doubles (12) ... led the conference in runners caught stealing with 16 ... tied for the team lead in RBI (28) and home runs (7), including two long balls in the March 11 game versus Georgia Southern ... recorded 17 multi-hit games, including six three-hit performances ... had five multi-RBI games ... posted an 11-game hitting streak through the end of the season and into the SoCon Tournament ... was second on the team with 192 putouts and earned a .974 fielding percentage. Also earned Female

Rookie of the Year at the annual Samspy awards.

HIGH SCHOOL

Hoover High School's single-season and career home run leader ... 2011 Team North Florida Gold National Champions ... 2010 and 2011 All State selection and All Over the Mountain team selection ... 2010 6A Hitter of the Year and Over the Mountain Female Athlete of the Year ... Named to 2010 Super All State team and played in the 2010 North/South All-Star Game ... AHSAA State all tournament team selection.

PERSONAL

Daughter of Scott and Michelle Dickey ... Has one sister, Reagan, and one brother, Trey ... Majoring in Finance.



DICKEY'S CAREER STATS

Year	Avg	GP-GS	AB	R	H	2B	3B	HR	RBI	SLG%	BB	SO	OB%	SB-ATT	FLD%	E
2012	.356	56-56	180	28	64	12	0	7	28	.539	17	28	.424	4	.974	6
2013	.385	10-10	26	3	10	2	1	0	6	.538	1	8	.452	0	1.000	0
2014	.205	37-27	78	13	16	4	0	1	14	.295	7	14	.300	0	.985	2
TOTAL	.317	103-93	284	44	90	18	1	8	48	.472	25	50	.392	4	.980	8

DICKEY'S CAREER BESTS

Hits:	3 x6
Doubles:	2 (vs. Austin Peay, 2/19/14)
Triples:	1 (vs. SEMO, 2/23/13)
Stolen Bases:	1 x4

RBI:	4 (vs. Chattanooga, 4/13/14)
Home Runs:	2 (vs. Georgia Southern, 3/11/12)
Runs Scored:	2 x6 (last at Southern U., 3/25/14)
Walks:	2 x3 (last vs. Alabama St., 4/18/12)



23

LEXI DAVIS

CHARLOTTE, N.C.

PORTER RIDGE

RHP	R/R	6-2	JR
-----	-----	-----	----

SOPHOMORE SEASON (2014)

Appeared in team-leading 45 games, 34 starts and compiled a 2.89 ERA with a 22-12 record... Her 22 wins was a new personal-best for one season and good for fourth-highest for one season in Auburn history... Threw six shutouts, tying for fifth-best in Auburn history and giving up only 93 earned runs over 225 innings pitched with 145 strikeouts... Her innings pitched were the fourth-highest of any pitcher in the SEC that year... Set a new Auburn single-season record with 24 complete games in a season... In conference play, she led the team with a 3.45 ERA and a 7-7 record over 19 games, 11 of which were complete games... Tossed 50 strikeouts against SEC opponents, 12 more than her previous season... Had 15th-best ERA (2.89) in the SEC and her strike-

out totals (145) were 10th-best... Threw her second no-hitter of her career vs. IPFW (3/14), part of a back-to-back no-hitter day with teammate Marcy Harper... In that game, Davis went the minimum five innings as her team run-ruled the Mastadons and Davis gave up only one walk on the afternoon with six strikeouts... Set a new career-high eight innings pitched vs. Notre Dame (2/9), giving up three runs on four hits, two being earned and four strikeouts... Struck out 13 batters vs. Samford (2/21), also a career-high and her only 10-plus strikeout outing of the season... Started the first round game of the SEC Tournament at South Carolina (5/7), going five innings and giving up five earned runs on six hits and two strikeouts... Followed that up the next day in Auburn's SEC Tournament quarterfinal game vs. Alabama

(5/8) with a relief performance of three strong innings and only one run scored with one strikeout... Became Auburn's workhorse in the NCAA Tournament's Minneapolis Regional, starting all five games and recording wins vs. North Dakota State (5/17) and #14 Minnesota (5/18)... In the regional, she pitched a combined 29 innings with 13 strikeouts and only 15 earned runs, helping Auburn reach its first ever NCAA Regional final.

FRESHMAN SEASON (2013)

Appeared in 24 games with 20 starts ... Went 9-9 with 4.09 ERA, five complete-games and two shutouts ... In SEC play, appeared in 14 games with 11 starts ... Had 3-7 record with 5.25 ERA in league play ... The nine wins tied for fifth in wins by an Auburn freshman pitcher ... Took loss in strong



showing vs. No. 4 Florida, allowing two runs (both earned) on one hit in seven innings of work ... Started and earned win in game two vs. Mississippi State ... Had four straight starts without allowing a walk from April 14 to April 27 ... Threw complete-game allowing three hits and one run (earned) in 7-1 victory over South Carolina.


Ridge to state championship as a senior.

PERSONAL

Daughter of Robin and Anthony Davis ... Has one sister, Taylor ... Major: Political Science

HIGH SCHOOL

Played for coach Lael Rorie ... Named ESPN National Player of the Year and Gatorade Player of the Year as a senior after posting 33-1 record with 0.23 ERA with 279 strikeouts while batting .436 with 28 RBI ... Went 25-2 with 0.43 ERA as a junior with a .450 batting average ... Helped lead Porter



DAVIS'S CAREER PITCHING STATS

Year	ERA	W	L	App	GS	CG	SHO	CBO	IP	H	R	ER	BB	SO	B/Avg	WP	HBP
2013	4.06	8	9	24	20	5	2	1	103.1	119	77	60	50	72	.280	9	5
2014	2.89	22	12	45	34	24	6	2	225.1	205	102	93	71	145	.243	11	14
TOTAL	3.26	30	21	69	54	29	8	3	328.2	324	179	153	121	217	.256	20	19

DAVIS'S CAREER PITCHING BESTS

Innings: 8.0 x2 (last vs. Minnesota, 5/18/14)
 Walks: 0 x9 (last vs. Texas A&M, 4/25/14)*
 Strikeouts: 13 (vs. Samford, 2/21/14)
 Runs: 0 x12 (last vs. NDSU, 5/17/14)*
 Earned Runs: 0 x12 (last vs. NDSU, 5/17/14)*

Hits: 0 x2 (last vs. IPFW, 3/14/14)*

* - Must have pitched four or more innings (or three in a five-inning win)





MARCY HARPER

HOOVER, ALA.

HOOVER

RHP	R/R	5-6	JR
-----	-----	-----	----

22

SOPHOMORE SEASON (2014)

Notched 32 appearances in her second year for Auburn, with 27 being starts in the circle...Compiled a record of 17-5 for the year, one win better than the previous year...Threw 11 complete games with three shutouts...Over 130 innings pitched, only gave up 103 hits, 80 runs, 70 being earned with 82 walks and 125 strikeouts...Her ERA of 3.74 for the year was good for second-best on the squad...Her strikeout total was a new personal-best and good for 13th-most in the SEC...In conference play, Harper established a 5.36 ERA with 11 appearances and nine starts...She had four complete games in conference play with one shutout...

Over 47 innings in SEC play, Harper gave up only 53 hits, 36 earned runs and 34 walks with 35 strikeouts...Tossed two consecutive no-hitters vs. Radford (3/14) and Savannah State (3/15), her first of her career...Auburn run-ruled both opponents in five innings, while Harper racked up a combined 16 strikeouts, 10 coming against Radford...Tied a career-high seven innings pitched four times throughout the season, vs. Tennessee Tech (2/9), Nebraska-Omaha (2/15), Alabama (4/16) and Texas A&M (4/26)...Set a new career-high for strikeouts in a game with 11 vs. Nebraska-Omaha (2/15), one of two 10-plus strikeout games... Went 20 appearances before re-

cording her first loss, starting the year 14-0 and including a stretch of eight-straight wins...Appeared in both games of the SEC Tournament, going two innings vs. South Carolina (5/7) and three innings vs. Alabama (5/8)...Started against the Crimson Tide, giving up four hits with seven runs, four being earned with three walks and one strikeout...Came in relief in the first round against the Gamecocks, going two innings strong and giving up only one hit with one walk and two strikeouts.

FRESHMAN SEASON (2013) Appeared in 34 games with 23 starts ... Posted 16-10 record with 2.96 ERA in 161.0 innings ... In SEC play,



appeared in 17 games with 10 starts going 4-7 with 4.12 ERA in 71.1 innings ... Led team in innings pitched ... Set Auburn freshman record for wins (16) ... Win total was tied for seventh in Auburn single-season records ... Set single-game high with 10 strikeouts vs. Tennessee State ... Won nine of first 10 starts ... Threw complete-game allowing four runs (all earned) on four hits in win vs. No. 4 Florida ... Also tossed com-

plete-game in road victory at No. 4 Alabama ... Started and earned win in game one vs. Mississippi State and earned save in game two vs. MSU ... Also earned win in game one against Ole Miss and a save in game two vs. Rebels.

HIGH SCHOOL

Played for coach Jim Brown ... Earned class 6A Central Region MVP in 2010 and 2011 ... Named 6A state player and pitcher of the

year in 2011 and 6A state pitcher of the year in 2012 ... Hit .378 with 15 home runs and 69 RBI as a junior with a 36-12 record and 0.78 ERA ... As a senior, hit .415 with 42 RBI, nine home runs and a 26-9 record with a 0.87 ERA in 217 innings.

PERSONAL

Daughter of Sharon and Mac Harper ... Has one sister, Courtney ... Major: Physical Activity and Health.

HARPER'S CAREER PITCHING STATS

Year	ERA	W	L	App	GS	CG	SHO	CBO	SV	IP	H	R	ER	BB	SO	B/Avg	WP	HBP
2013	2.96	16	10	34	23	14	1	2	2	161.0	147	75	68	47	123	.238	8	13
2014	3.74	17	5	32	27	11	3	3	2	131.0	103	80	70	82	125	.210	13	16
TOTAL	3.31	33	15	66	50	25	4	5	4	292.0	250	155	138	129	248	.225	21	29

HARPER'S CAREER PITCHING BESTS

Innings	7.0 x15 (last vs. Texas A&M, 4/26/14)	Hits:	0 x4 (last vs. Savannah St., 3/15/14)
Walks:	0 x6 (last vs. Texas A&M, 4/27/14)*		
Strikeouts:	11 (vs. Nebraska-Omaha, 2/15/14)		
Runs:	0 x9 (last vs. Texas A&M, 4/26/14)*		
Earned Runs:	0 x10 (last vs. Texas A&M, 4/26/14)*		

* - Must have pitched four or more innings (or three in a five-inning win)



MARIA MITCHELL
OPELIKA, ALA.
OPELIKA

C	R/R	6-0	JR
---	-----	-----	----

12

SOPHOMORE SEASON (2014 AT AUBURN)

Played in 16 games for the Tigers in 2013 with two starts at the DP position vs. Samford (2/21) and Jacksonville State (2/22)...Was primarily a pinch hitter, batting .278 with 18 at-bats and five hits, while scoring three times...Also had one double and two home runs with 10 RBI and a .667 slugging percentage...Only two at-bats

in SEC play with no hits...Of her two home runs, one was a grand slam coming vs. Savannah State (3/15)...Her first Division I home run came vs. Winthrop (2/16) in a pinch-hit role.

FRESHMAN SEASON (2013 AT WALLACE STATE CC)

Hit seven doubles and seven home runs in one season at Wallace State, while hitting .350 with

a .406 on-base percentage and 30 RBIs...Hit walk off double against Shelton State for the win...Hit 300 foot home run at the National Junior College Tournament in in the semi-final game... 2013 National Champion with Wallace State and Region 22 Champion.

HIGH SCHOOL

All-State Catcher 2011...All County 1st Team 2010, 2011, 2012...All



Area 2010, 2011, 2012...Team Captain 2012...Batting Average .383 with 41 RBIs, OB% .415 with 12 SBs...Member of A/B Honor Roll, Girl's A Club.

PERSONAL

Daughter of John and Kathy Mitchell...Has one sister... Major: Business Administration



MITCHELL'S CAREER STATS (AT AUBURN)

Year	Avg	GP-GS	AB	R	H	2B	3B	HR	RBI	SLG%	BB	SO	OB%	SB-ATT	FLD%	E
2014	.278	16-2	18	3	5	1	0	2	10	.667	1	5	.350	0-0	.000	0
TOTAL	.278	16-2	18	3	5	1	0	2	10	.667	1	5	.350	0-0	.000	0

MITCHELL'S CAREER BESTS (AT AUBURN)

Hits:	1 x5 (last vs. Savannah St., (3/15/14))	RBI:	4 (vs. Savannah St., (3/15/14))
Doubles:	1 (vs. Marshall, 2/14/14)	Home Runs:	1 x5 (last vs. Savannah St., (3/15/14))
Triples:	N/A	Runs Scored:	1 x3 (last vs. Savannah St., (3/15/14))
Stolen Bases:	N/A	Walks:	1 (vs. Murray St., (3/19/14))



EMILY CAROSONE
ORLANDO, FLA.
PINE CASTLE CHRIST.

5

INF	L/R	5-4	JR
-----	-----	-----	----

NFCA Third Team All-American (2014)
 NFCA Third Team All-Southeast Region (2014)
 All-SEC Second Team (2014)
 SEC All-Freshman Team (2013)

SOPHOMORE YEAR (2014)

Named NFCA Third Team All-American...Also made NFCA Third Team All-Southeast Region and All-SEC Second Team... Was one of three Auburn players

named All-American in 2014 and now joins seven other players in Auburn's history to earn the distinction...Batted .392 for the season and flirted above the .400 mark multiple times during the season...Played and started in 61 games at second base for the Tigers...Tallied 62 hits, good for fourth on the team with nine home runs, 36 RBI, 11 doubles and one triple...Totaled 31 walks and a school-record 33 hit-by-pitch-

es...The HBP total was good for second in the nation and her .560 on-base percentage set a new single-season school record as well... The on-base percentage also ties for ninth-highest in SEC history... Also was 3-for-3 in stolen bases... Compiled a .982 fielding percentage with four errors and 28 double-plays...Had the second-highest average (.377) in SEC play with 23 hits, four doubles, four home runs and 10 RBI...As Auburn's lead-off





batter, she was 57-for-98 (.582) and had 34 hits with the bases empty...Went on an 11-game hit streak, her longest of the season starting with the first game of the Texas A&M (4/25) series and lasting into the NCAA Regionals against North Dakota State (5/17)...Tied a season-high hits (3) three times vs. North Dakota State (2/7), Kentucky (3/30) and Texas A&M (4/27)...Set a career-high for runs scored after crossing home four times vs. Ball State (3/15)... Her 4 RBI vs. Missouri (4/12) tied a career-high for the fourth time after hitting a grand slam...Scorched two doubles vs. Jacksonville State (2/21), tying another career-high...

Walked four times vs. Georgia (4/20), setting or tying her fourth career record.

FRESHMAN YEAR (2013)

Started all 53 games ... Only freshman to start every game ... Hit team-best .389 with 14 doubles, one triple, four home runs and 35 RBI ... In 24 SEC games, led AU with .386 batting average ... Also had five doubles, one home run and six RBI in SEC play ... In 12 games vs. top 25 teams, hit team-best .425 (14-for-32) with four doubles, one home run and four RBI ... Her .389 batting average set AU freshman record and was third-best single-season effort in

program history ... The 35 RBI tied for second-most by an Auburn freshman ... Tied for second on team with 16 multi-hit games and third on team with eight multi-RBI games ... Had team-best three four-RBI games ... One of two Tigers (Morgan Estell) to register a four-hit performance ... Recorded 11-game hitting streak from March 8 to March 24 ... Streak was longest by an Auburn player since 2005 ... Hit leadoff home run in third inning that sparked five-run rally in 7-4 win over No. 4 Alabama ... Went 4-for-5 in win vs. Crimson Tide, setting personal single-game best for hits ... Drove in single-game best four runs against East Tennessee State, Army and Appalachian State.

HIGH SCHOOL:

Played for coach Mark Ritchhart ... Helped lead Pine Castle Christian to state titles in 2007, 2008 and 2010 ... Named the Florida High School 2A Player of the Year in 2011 ... Lettered four years in softball and basketball and three years in volleyball ... Also won state championship in basketball in 2007.

PERSONAL:

Daughter of Amy and Pat Carosone ... Has one brother, Richard, and one sister, Shannon ... Major: Psychology.

CAROSONE'S CAREER STATS

Year	Avg	GP-GS	AB	R	H	2B	3B	HR	RBI	SLG%	BB	SO	OB%	SB-ATT	FLD%	E
2013	.389	53-53	157	36	61	14	1	4	35	.567	14	15	.461	13-15	.966	6
2014	.392	61-61	158	70	62	11	1	9	36	.646	31	11	.560	3-3	.982	4
TOTAL	.390	114-114	315	106	123	25	2	13	71	.606	45	26	.516	16-18	.975	10

CAROSONE'S CAREER BESTS

Hits:	4 (at Alabama, 3/23/13)	RBI:	4 x4 (last vs. Missouri, 4/12/14)
Doubles:	2 x2 (last vs. Jacksonville St., (2/21/14)	Home Runs:	1 x13 (last vs. Alabama, 5/8/14)
Triples:	1 x2 (last vs. Green Bay, 5/17/14)	Runs Scored:	4 (vs. Ball State, 3/15/14)
Stolen Bases:	2 x2 (last vs. Florida St., (3/19/13)	Walks:	4 (at Georgia, 4/20/14)





8

JADE RHODES
SARASOTA, FLA.
SARASOTA

1B	R/R	5-10	JR
----	-----	------	----


SOPHOMORE YEAR (2014)

Appeared in 56 games, while starting 54 as the primary first baseman...Batted .218 with 21 runs scored, 34 hits, eight doubles, seven home runs and 45 RBI...Her RBI total was good for third-highest on the team behind Branndi Melero (78) and Kasey Cooper (77)...Hit .364 (24-for-66) with runners in scoring position...Her RBI total also marks for a tie for the fifth-highest total in a single season in Auburn history...Slugged .404 and walked 10 times with a .272 on-base percentage...Hit three grand slams, one each vs. IPFW (3/14), Georgia State (3/26) and Kentucky (3/30)...Marked a .989 fielding percentage at first base, committing only four errors with 27 double-plays...In conference play, Rhodes batted .130 in 19 games... In 54 at-bats, she had seven hits with three home runs and one double along with eight RBI...Hit her first double of her collegiate career as part of a 2-for-3 game vs. Morehead State (2/8)...Hit her first home run of her Auburn career vs. Jacksonville State (2/22), a three-run home run...Totaled seven multi-hit games in 2014...Longest hitting streak of nine games during the season occurring with a 1-for-2 game vs. Troy (3/12)

through a 1-for-3 game vs. Mississippi State (3/23)... Had only one hit in the NCAA Minneapolis Regional after going 1-for-3 with one double and one RBI vs. Green Bay (5/17) in the first elimination game...Had a great SEC Tournament performance, going 3-for-7 over two games vs. South Carolina (5/7) and Alabama (5/8) with one RBI in each game.

FRESHMAN YEAR (2013)

Appeared in 25 games with six starts ... Hit .083 with two RBI ... Appeared in 16 SEC games with five starts ... Singled and stole a base against Texas A&M-Corpus Christi ... Delivered RBI single in game two vs. Appalachian



State.

year in basketball.

2011 World Series as a member of the St. Louis Cardinals ... Major: Public Administration.

HIGH SCHOOL

Played for coach Kelly Risley ... Helped lead Sarasota to two regional championships and one district championship ... Lettered three years in softball and one

PERSONAL

Daughter of Kerry and Arthur Rhodes ... Has one brother, Trey, and one sister, Fa ... Father, Arthur, played professionally for 21 years spending 20 seasons in Major League Baseball and winning the

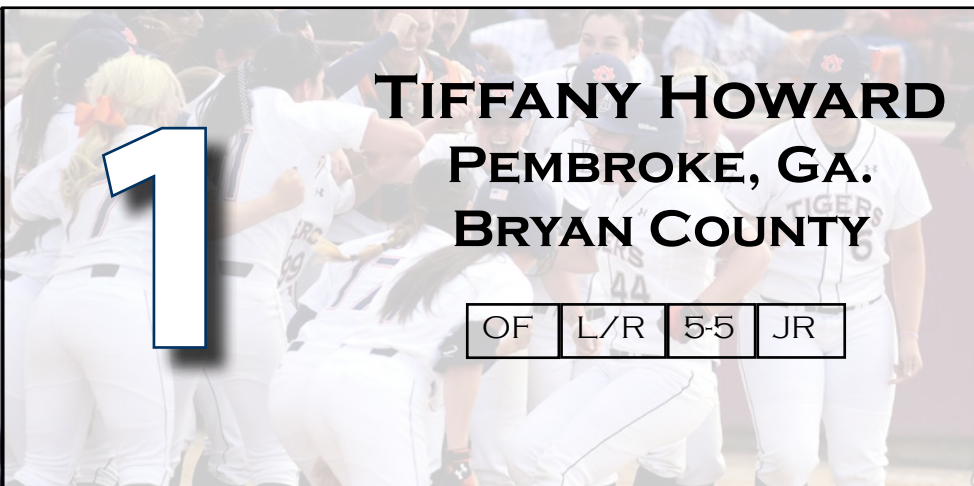
RHODES' CAREER STATS

Year	Avg	GP-GS	AB	R	H	2B	3B	HR	RBI	SLG%	BB	SO	OB%	SB-ATT	FLD%	E
2013	.083	25-6	24	3	2	0	0	0	2	.083	4	10	.241	2-3	1.000	0
2014	.218	56-54	156	21	34	8	0	7	45	.404	10	36	.272	0-0	.989	4
TOTAL	.200	81-60	180	24	36	8	0	7	47	.361	14	46	.268	2-3	.989	4

RHODES' CAREER BESTS

Hits: 2 x7 (last at South Carolina, 5/7/14)
 Doubles: 1 x8 (last vs. Green Bay, 5/17/14)
 Triples: N/A
 Stolen Bases: 1 x2 (last at Middle Tenn. 3/13/13)

RBI: 5 x2 (last at Georgia St., 3/26/14)
 Home Runs: 1 x7 (last at Georgia, 4/19/14)
 Runs Scored: 2 x3 (last vs. Minnesota, 5/18/14)
 Walks: 2 x4 (last vs. LSU, 3/8/14)



TIFFANY HOWARD
PEMBROKE, GA.
BRYAN COUNTY

OF	L/R	5-5	JR
----	-----	-----	----

SEC All-Freshman Team (2013)

SOPHOMORE SEASON (2014)

Appeared in all 62 games as the starting left fielder...Batted .277, fifth-highest on the team... Finished the year with 40 runs scored, 38 hits and 19 walks...Went 3-for-3 in stolen bases and had a .379 on-base percentage...Had a .975 fielding percentage with only two errors and four assists... Was also part of one double-play... Turned up her play against SEC opponents...As a lead-off batter in an inning, Howard batted .354

(17-for-48) and had six sacrifice hits...Did not record first hit of year until going 1-for-2 with two runs scored against Winthrop (2/18)... Season-high six-game hitting streak starting with a 1-for-3 game vs. Georgia (4/19), and lasting until another 1-for-3 game vs. Texas A&M (4/27)...During the streak, Howard went 4-for-4, a career-high, vs. Georgia (4/20), scoring one run in the game...Was three of Auburn's team-record 13 walks vs. Syracuse (3/1) at the Diamond 9 Citrus Classic...The three walks tied a career-high...Also

had two RBI against the Orange in the same game, setting a new career-high.

FRESHMAN SEASON (2013)

Appeared in 51 games with 48 starts ... Hit .310 with 33 runs, four doubles, one triple and eight RBI ... Started all 24 SEC games, hitting .310 with three doubles, one triple and two RBI ... Scored in eight straight games from March 29 to April 10 ... Had eight multi-hit games with six coming in final 18 games of season ... Set single-game high with three hits




in game two vs. South Carolina ... Did not make an error in CF in SEC play ... Went 11-for-11 in stolen base attempts ... The .310 batting average was eighth-best for an Auburn freshman.

HIGH SCHOOL

Played for coach Al Butler ... Hit .656 with .706 on-base percentage, 69 stolen bases as a senior ... Also posted 28-8 record with 1.63 ERA with 266 strikeouts in senior year ... Helped lead Bryan County to 2011-2012 region championships ... Three-time Region 3A Player of the Year (2009-11) and the Region A State Player of the Year in 2010 and 2011. Holds the state record for hits in a season (80), stolen bases in a season (43) and career hits (243) ... Lettered four years in softball, basketball, cross country and track and field.

PERSONAL

Daughter of Christie and Steve Howard ... Has one sister, Samantha ... Major: Integrative Biology



HOWARD'S CAREER STATS

Year	Avg	GP-GS	AB	R	H	2B	3B	HR	RBI	SLG%	BB	SO	OB%	SB-ATT	FLD%	E
2013	.310	51-48	129	33	40	4	1	0	8	.357	5	22	.350	11-11	.963	3
2014	.277	62-62	137	40	38	3	0	0	6	.299	19	24	.379	3-3	.975	2
TOTAL	.293	113-110	266	73	78	7	1	0	14	.327	24	46	.365	14-14	.969	5

HOWARD'S CAREER BESTS

Hits:	4 (at Georgia, 4/20/14)	RBI:	2 (vs. Syracuse, 3/1/14)
Doubles:	1 x7 (last vs. NDSU, 5/17/14)	Home Runs:	N/A
Triples:	1 (vs. Ole Miss, 4/6/13)	Runs Scored:	3 x2 (last vs. Morehead St., 2/8/14)
Stolen Bases:	1 x14 (last vs. Alabama St., 4/23/14)	Walks:	3 x2 (last vs. Syracuse, 3/1/14)



19

RACHAEL WALTERS

**POWHATAN, VA.
RADFORD UNIV.**

LHP	L/L	5-9	JR
-----	-----	-----	----

SOPHOMORE SEASON AT RADFORD (2014)

Recorded staff-best 132 strikeouts with 39 appearances and 28 starts...Tied for Big South lead of three saves...Held opponenets to a .235 average...Ranked in the league top-ten in appearances (2nd), starts (3rd), strikeouts (6th), wins (7th) and innings pitched (10th)...Career-high strikeouts was 10th-best total in the Radford single-season record books...Big South Pitcher of the Week in April 2014...Held opponents to a .207 average in league play with a 2.90 ERA.

FRESHMAN SEASON AT RADFORD (2013)

Selected first-team All-Big South and All-Freshman team...Started 25 games with 36 appearances...Pitched 174 innings and 13 complete games...Posted a team-best 116 strikeouts, which was the

most at Radford since 2010...Was 10-4 in league contests and 6-1 on the road...Two-time Big South Pitcher of the Week...Tossed a season-high of 11 innings with season-best 11 strikeouts against Campbell.

HIGH SCHOOL

2011 Region A Pitcher of the Year and first-team all-state...Posted a 19-2 record in 2011 with a 0.49 ERA and 196 strikeouts...Three-time all-district first-team selection...2010 and 2011 district pitcher of the year as well as first-team all-region and all-metro...2011 first-team all-state.

PERSONAL

Daughter of Timmy and Michelle Walters...Has an identical twin sister, Chelsea and is majoring in marketing.



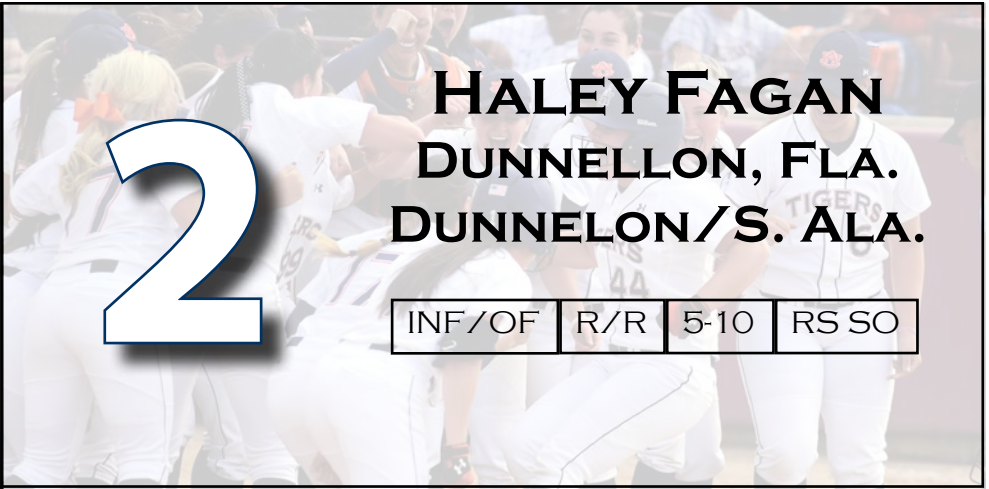
WALTERS' CAREER PITCHING STATS

Year	ERA	W	L	App	GS	CG	SHO	CBO	SV	IP	H	R	ER	BB	SO	B/Avg	WP	HBP
2013	3.10	14	14	36	25	13	0	0	0	174.0	204	107	77	41	116	.278	6	22
2014	2.92	11	15	39	28	9	1	0	3	151.0	139	78	63	43	132	.235	1	13
TOTAL	3.02	25	29	75	53	22	1	0	3	325.0	343	185	140	84	248	.259	7	35

WALTERS' CAREER PITCHING BESTS

Innings: 9.0 (vs. Campbell, 4/20/13)
 Strikeouts: 11 (vs. Campbell, 4/20/13)





HALEY FAGAN
DUNNELLO, FLA.
DUNNELON/S. ALA.

INF/OF	R/R	5-10	RS SO
--------	-----	------	-------

SOPHOMORE YEAR (AUBURN)
(2014)

Fagan redshirted during the 2014 season for the Tigers.

FRESHMAN YEAR (SOUTH ALA-BAMA)
(2013)

Hit .352 with a team-best 11 home runs and 51 RBI ... Helped lead USA to Sun Belt Conference Tournament championship and a host-site to NCAA Regional ... Named Sun Belt Conference Freshman of the Year ... Also named First-Team All-SBC Earned NFCA First-Team All-Region honors.

PERSONAL

Daughter of Nancy and Kevin Fagan ... Has two brothers, Cole and Jack, and three sisters, Kasey, Sami and Cameron ... Has two sisters that played collegiate softball, Kasey at the University of Arkansas and Sami at the University of MissouriFather Kevin played in the NFL for the San Francisco 49ers from 1987-1993 ... Major: Communications.



HIGH SCHOOL

Played for coach Kevin Fagan ... Helped lead Dunnellon High School to state championships in 2009 and 2010 ... Played travel ball for Team North Florida.

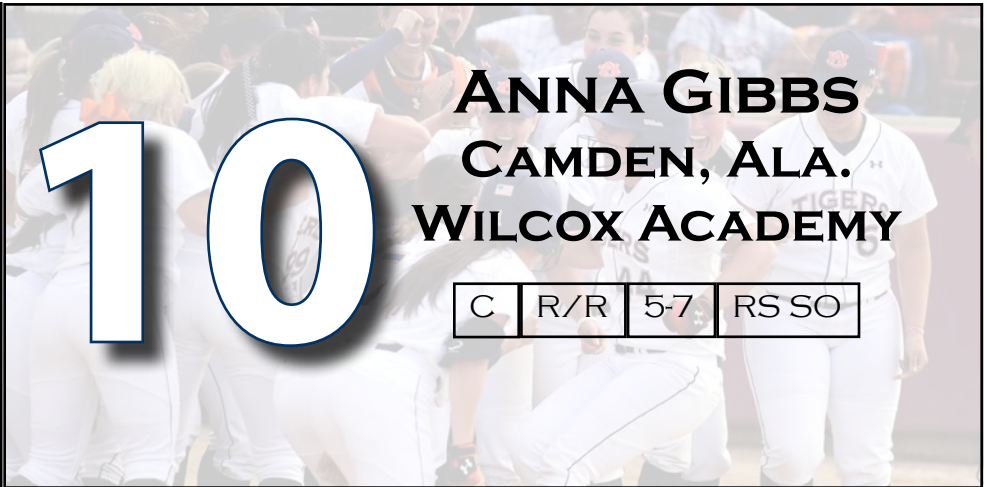
FAGAN'S CAREER STATS

Year	Avg	GP-GS	AB	R	H	2B	3B	HR	RBI	SLG%	BB	SO	OB%	SB-ATT	FLD%	E
2013	.352	56-56	165	40	58	6	1	11	51	.600	16	31	.405	1-1	.943	11
2014																
REDSHIRT SEASON																
TOTAL	.352	56-56	165	40	58	6	1	11	51	.600	16	31	.405	1-1	.943	11

FAGAN'S CAREER BESTS

Hits:	4 x2 (last at MTSU, 4/6/13)	RBI:	5 (at MTSU, 4/6/13)
Doubles:	2 (at MTSU, 4/6/13)	Home Runs:	2 (at ULM, 4/20/13)
Triples:	1 (at Florida Intl., 3/23/13)	Runs Scored:	3 x3 (last at ULM, 4/20/13)
Stolen Bases:	1 (vs. St. Mary's, 2/22/13)	Walks:	2 x2 (last at Florida Intl., 3/24/14)





10

ANNA GIBBS
CAMDEN, ALA.
WILCOX ACADEMY

C	R/R	5-7	RS SO
---	-----	-----	-------

SEC Spring Academic Honor Roll (2013)

REDSHIRT FRESHMAN SEASON (2014)

Took the field for the first time in the Orange and Blue, seeing playing time in 14 games...Batted .286 in 14 at-bats with four hits, one home run and four RBI...Also walked twice and had a .412 on-base percentage...Saw action in three conference games, notching one hit and one RBI...Tallied her first collegiate hit vs. Syracuse (3/1) as a pinch hitter in Auburn's 10-1 win over the Orange...Hit her first home run, a two-run shot as a pinch hitter vs. Georgia State (3/26)...Went 1-for-2 with one RBI vs. No. 10 Kentucky (3/30)...Also notched a pinch hit vs. No. 14 Minnesota (5/18), which led to an RBI in Auburn's 4-3 win to send the NCAA Minneapolis Regional to a

final game.

FRESHMAN SEASON (2013)

Redshirted her freshman year due to injury.

HIGH SCHOOL

Played for coach Paige Huff ... Hit .477 with 31 RBI and seven home runs as a senior ... Lettered four years in softball and basketball ... Helped lead Wilcox Academy

to 2010 state championship in basketball ... Lettered one year in volleyball and track and field.

PERSONAL

Daughter of Patti and Strother Gibbs ... Has one brother, Lane, and two sisters, Melody and Sara Kate ... Uncle, Tim Drinkard, played football at Auburn in 1981-82 ... Major:Early Child Special Education.



GIBBS' CAREER STATS

Year	Avg	GP-GS	AB	R	H	2B	3B	HR	RBI	SLG%	BB	SO	OB%	SB-ATT	FLD%	E
2013																
2014	.286	14-0	14	2	4	0	0	1	4	.500	2	3	.412	0-0	1.000	0
TOTAL	.286	14-0	14	2	4	0	0	1	4	.500	2	3	.412	0-0	1.000	0

GIBBS' CAREER BESTS

Hits: 1 x4 (last vs. Minnesota, 5/18/14)
 Doubles: N/A
 Triples: N/A
 Stolen Bases: N/A

RBI: 2 (at Georgia St., 3/26/14)
 Home Runs: 1 (at Georgia St., 3/26/14)
 Runs Scored: 1 x2 (last at Georgia St., 3/26/14)
 Walks: 1 x2 (last vs. Missouri, 4/12/14)





KIMBERLEE MYERS

CASA GRANDE, ARIZ.
CASA GRANDE/WASH U.

33

INF	R/R	5-6	SO
-----	-----	-----	----

FRESHMAN SEASON AT WASHINGTON (2014)

Appeared in 22 games, earning 21 at-bats, during her first season for the Huskies...Notched first career-hit on Feb. 8 vs. Arkansas... Finished the season with four singles and one RBI.

vis...Also played for the Birmingham Thunderbolts (Birmingham, Ala.), coached by Richard Shea.

PERSONAL

Daughter of Kim and Mary Ann Garcia-Myers and has one older brother, Brett.

HIGH SCHOOL

Lettered all four years and was a captain during her senior year at Casa Grande High School...Was East Valley Player of the Year in 2010...Named All-Region First-Team as a freshman, sophomore and senior...Made All-Region Second-Team during her junior season...Named all-state all four years, making first-team as a freshman in 2010, second-team in 2011 and 2013, as well as an honorable mention in 2012...Played for the Arizona Hotshots (Phoenix, Ariz.) travel team, coached by Gary Da-



MYERS' CAREER STATS

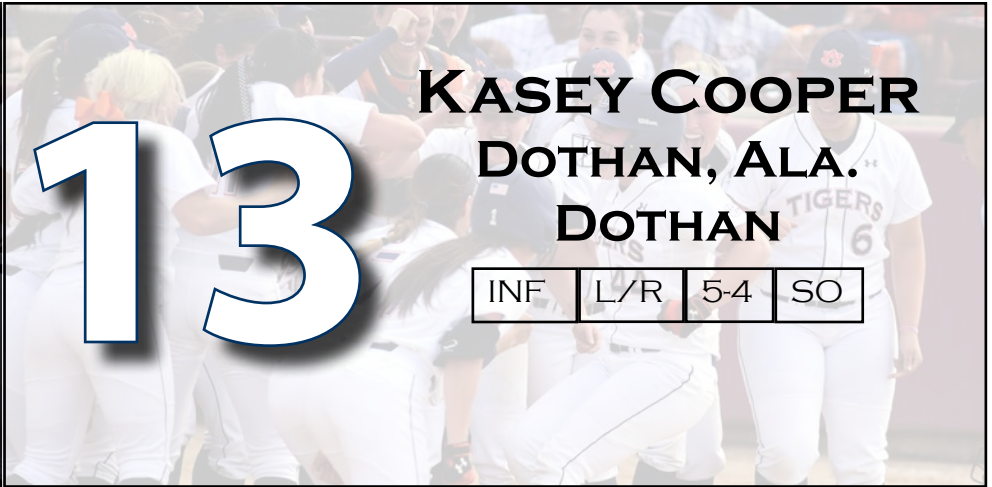
Year	Avg	GP-GS	AB	R	H	2B	3B	HR	RBI	SLG%	BB	SO	OB%	SB-ATT	FLD%	E
2014	.190	22-0	21	4	4	0	0	0	1	.190	2	6	.261	0-0	1.000	0
TOTAL	.190	22-0	21	4	4	0	0	0	1	.190	2	6	.261	0-0	1.000	0

MYERS' CAREER BESTS

Hits: 1 x4 (last vs. Nebraska, 3/8/14)
Doubles: N/A
Triples: N/A
Stolen Bases: N/A

RBI: 1 (vs. UCLA, 3/22/14)
Home Runs: N/A
Runs Scored: 1 x4 (last vs. Texas, 3/8/14)
Walks: 1 x2 (last vs. UCLA, 3/22/14)





13

KASEY COOPER
DOTHAN, ALA.
DOTHAN


INF	L/R	5-4	SO
-----	-----	-----	----

FRESHMAN SEASON (2014)

Played in all 62 games as the starting third-baseman for Auburn, batting a team-leading .418 with 74 hits, 10 doubles, 18 home runs and 77 RBI...Named NFCA Second-Team All-American along with the NFCA National Co-Freshman of the Year award...Also made the NFCA First Team All-Southeast Region team, marking the first

time an Auburn freshman was ever named to the All-Region team and an All-American...Along with teammates Brandi Melero and Emily Carosone, Cooper became one of the first Auburn players to be named to an All-Region team since 2005...Set Auburn freshman single-season records for RBI (77) and home runs (18)... Also named to All-SEC Second

Team and All-Freshman Team becoming the first Auburn player to do so...Her home run total is also the most in a season by an Auburn player in program history...Tied with Melero for scoring 70 runs during the season, setting a new Auburn single-season record...Her .418 average was the second-highest for one season in Auburn softball history...Led the team in slugging (.780) and was second in walks (43), only striking out seven times...Compiled a .977 fielding percentage with only four errors, none coming in conference play...Second on the team in batting average in SEC play (.377), playing in all 24 games with 26 hits, three doubles, six home runs and 21 RBI...With runners on-base, Cooper batted .414 (46-for-111) and was .408 with runners in scoring position...Had a season-high four hits vs. Ball State (3/15), after going 4-for-4 with another season-high seven RBI, the most by any Auburn player in a game during the 2014 season... Tallied four RBI or more in a single-game six times (vs. Winthrop, Purdue, Ball State, Georgia State, Texas A&M, Green Bay)...Had one multi-home run game occurring at Georgia State (3/26), part of a five RBI day in only two official at-bats...Her first collegiate hit



came in the second game of the year vs. North Dakota State (2/7), a 3-for-4 game with one run scored and two RBI...First collegiate home run was vs. Tennessee Tech (2/9), another 3-for-4 day with two runs scored and one RBI...Stole two bases in 2014, the first coming vs. No. 16 Missouri, the second vs. Alabama State (4/23)...Totaled two seven-game hit streaks, her longest of the year, the last coming on a stretch starting with the second game at No. 15 Georgia and finishing with a three-hit game vs. South Carolina (5/2)...Named SEC Freshman of the Week twice becoming the first Auburn player to win the award twice in one year since Anna Thompson in 2007.

HIGH SCHOOL

Played for coach Patricia Ball ... Helped lead Dothan High School to 2011 6A state championship ... Earned 2013 Alabama Gatorade Player of the Year honors ... Also named to Alabama Super All-State Team and MaxPreps All-American Team ... Earned 6A Player and Pitcher of the Year honors ... Hit .569 with 22 home runs, 77 RBI to go with 28-13 record, 1.35 ERA and 392 strikeouts as a senior ... Played travel ball for Tennessee Fury.



PERSONAL

Daughter of Jeff and Peppi Cooper ... Has one sister, Kortney, who played softball at Troy...Was inducted into the National Society of Collegiate Scholars in 2014 as well as the Golden Key International Honour Society for being in the top 15% of her class after her freshman year. Her greatest moment came during the Texas A&M series as it was a defining moment for her as well as when

her teammate, Branndi Melero ended the first game of the series in walk-off fashion, which put the team in the SEC Tournament...Currently majoring in pre-mechanical engineering.

COOPER'S CAREER STATS

Year	Avg	GP-GS	AB	R	H	2B	3B	HR	RBI	SLG%	BB	SO	OB%	SB-ATT	FLD%	E
2014	.418	62-62	177	70	74	10	0	18	77	.780	43	7	.527	2-3	.977	4
TOTAL	.418	62-62	177	70	74	10	0	18	77	.780	43	7	.527	2-3	.977	4

COOPER'S CAREER BESTS

Hits:	4 (vs. Ball State, 3/15/14)	RBI:	7 (vs. Ball State, 3/15/14)
Doubles:	1 x10 (last vs. Green Bay, 5/17/14)	Home Runs:	2 (at Georgia State, 3/26/14)
Triples:	N/A	Runs Scored:	3 x5 (last vs. Texas A&M, 4/27/14)
Stolen Bases:	1 x2 (last at Georgia, 4/20/14)	Walks:	3 (vs. Marshall, 2/14/14)





JENNA ABBOTT
DAWSONVILLE, GA.
DAWSON COUNTY

P/1B	L/L	5-4	SO
------	-----	-----	----

FRESHMAN SEASON (2014)

Started 30 games of 45 appearances during her first year as a Tigers, all at either first base or designated player position...Batted .255 with 24 hits, 16 runs scored, five home runs and 30 RBI...Slugged .479 with 10 walks and 15 strikeouts...Also pitched in the circle with six appearances and a 1.75 ERA...Totaled eight innings in the white circle, giving up six hits, two earned runs and four strikeouts...Batted .208 in SEC play with 16 starts... Had 10 hits in conference play with three doubles and nine RBI...Notched her first collegiate hit vs. Marshall (2/14) in a pinch hit role, bringing in two RBI...The next day vs. Winthrop (2/16), pinch hit again only this time, hitting two two-run home runs, her first home runs as a Tiger...The four RBI total stayed as a season-high for the remainder of the season...Tallied five total games with multi-RBI, coming against Winthrop, Syracuse (3/1), Ball State (3/15), Murray State (3/19), Mississippi State (3/21) and Missouri (4/13)...Started two games of the NCAA Minneapolis Regional vs. Green

Bay (5/17) and Minnesota (5/18), appearing in four of the five games of the regional...Went 1-for-1 vs. Minnesota in game one of the regional final, hitting a game-winning home run in the bottom of the eighth inning to send the weekend to a deciding final game.

HIGH SCHOOL

Played for coach Jimmy Pruett ... Named 2012 7AAA Player of the Year ... Also earned first-team all-state ... Named Gainesville Times Northeast Georgia Player of the Year ... Posted 13-3 record with a 0.71 ERA as a senior in 2013 ... Had 123 strikeouts

in 72.0 innings of work ... Also as a senior, hit .611 with nine home runs, 26 RBI, 12 doubles and .747 on-base percentage ... Played travel ball for Atlanta Vipers, winning 2013 18Gold ASA national championship.

PERSONAL

Daughter of Margaret and Jeff Abbott ... Has one brother, Jeffrey ... Major: Healthcare Administration... Greatest memory came on the 2014 season's final day when she hit a game-winning two-run home run in the bottom of the eighth inning to send the NCAA Minneapolis Regional to a deciding final game.




ABBOTT'S CAREER STATS

Year	Avg	GP-GS	AB	R	H	2B	3B	HR	RBI	SLG%	BB	SO	OB%	SB-ATT	FLD%	E
2014	.255	45-30	94	16	24	6	0	5	30	.479	10	15	.345	0-0	1.000	0
TOTAL	.255	45-30	94	16	24	6	0	5	30	.479	10	15	.345	0-0	1.000	0

ABBOTT'S CAREER BESTS

Hits:	2 x5 (last vs. Missouri, 4/12/14)	RBI:	4 (vs. Winthrop, 2/16/14)
Doubles:	2 (vs. Ball State, 3/15/14)	Home Runs:	2 (vs. Winthrop, 2/16/14)
Triples:	N/A	Runs Scored:	2 x4 (last vs. Minnesota, 5/18/14)
Stolen Bases:	N/A	Walks:	2 x2 (last vs. Minnesota, 5/18/14)





MADI GIPSON
HOOVER, ALA.
SPAIN PARK

INF	R/R	5-6	SO
-----	-----	-----	----

FRESHMAN SEASON (2014)

Appeared in 37 games, starting 13 at first base...Hit .222 with 14 hits, four home runs and 19 RBI... Hit one double and slugged .429... Notched seven walks and had an on-base percentage of .315 for her first year as a Tiger...Defensively, she had 70 putouts and five assists with no errors...Was also part of seven double-plays...Played in 13 conference games, starting eight against Missouri, Alabama, Georgia, Texas A&M and South Carolina...Batted .219 against SEC foes with seven hits, two runs, one double, two home runs and six RBI...Had fifth-best slugging percentage on team in SEC play (.438)...Was 17-for-45 (.378) when hitting with two outs, fifth-best average on the team with 10 at-bats or more...Notched her first collegiate hit against Winthrop (2/16) and later scored after subbing in


at first base...Hit her first home run in Auburn's win over Maryland (3/1), bringing in three runs...Hit a grand slam against Savannah State (3/15), also a season-high RBI total...Had a season-high two hits vs. Georgia (4/20), along with two RBI...Totaled two walks in the SEC Tournament loss to No. 6 Alabama, also a season-high.

HIGH SCHOOL

Played for coach C.J. Hawkins ... Posted a .521 slugging percentage with 25 RBI, 36 runs, three home runs and a .397 on-base percentage as a senior ... Earned all-state and all-metro honors in 2013 ... Named Co-MVP and defensive player of the year for Spain Park in 2013 ... Also lettered in volleyball, earning all-metro honors in 2013 ... Played travel ball for Birmingham Thunderbolts.

PERSONAL

Daughter of Kathy and Joey Gipson ... Has one sister, Amber ... Graduated from Spain Park magna cum laude ... Major: Undeclared-Sciences and Math.



GIPSON'S CAREER STATS

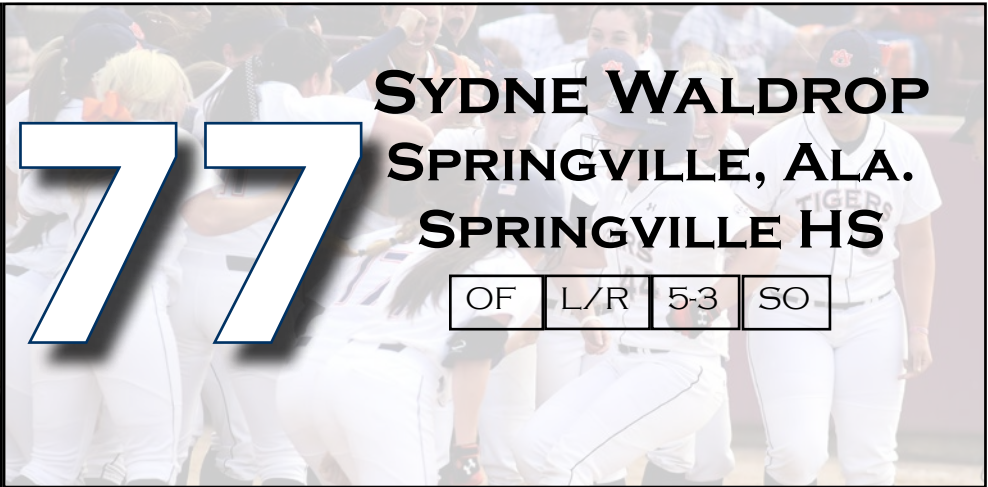
Year	Avg	GP-GS	AB	R	H	2B	3B	HR	RBI	SLG%	BB	SO	OB%	SB-ATT	FLD%	E
2014	.222	37-13	63	8	14	1	0	4	19	.429	7	16	.315	0-0	1.000	0
TOTAL	.222	37-13	63	8	14	1	0	4	19	.429	7	16	.315	0-0	1.000	0

GIPSON'S CAREER BESTS

Hits: 2 x2 (last at Georgia, 4/20/14)
 Doubles: 1 (vs. Missouri, 4/11/14)
 Triples: N/A
 Stolen Bases: N/A

RBI: 4 (vs. Savannah St., 3/15/14)
 Home Runs: 1 x4 (last at Georgia, 4/20/14)
 Runs Scored: 1 x8 (last at Georgia, 4/20/14)
 Walks: 2 (vs. Alabama, 5/8/14)





SYDNE WALDROP
SPRINGVILLE, ALA.
SPRINGVILLE HS

OF	L/R	5-3	SO
----	-----	-----	----

FRESHMAN SEASON (2014)

Appeared in six games throughout the season as a pinch hitter or pinch runner...Had one at-bat vs. Winthrop (2/16) and Savannah State (3/15) and scored runs as a pinch runner against Georgia State (3/26) and Missouri (4/12)... Tallied a walk in her first collegiate at-bat vs. Marshall (2/14) and recorded her second walk against Savannah State (3/15).

HIGH SCHOOL

Played for coach Chris Williams at Springville High School and also was a member of the Birmingham Thunderbolts 18 Premier Team... Hit .579 with 3 RBIs in her final year at Springville.



WALDROP'S CAREER STATS

Year	Avg	GP-GS	AB	R	H	2B	3B	HR	RBI	SLG%	BB	SO	OB%	SB-ATT	FLD%	E
2014	.000	6-0	2	2	0	0	0	0	0	.000	2	0	.500	0-0	1.000	0
TOTAL	.000	6-0	2	2	0	0	0	0	0	.000	2	0	.500	0-0	1.000	0

WALDROP'S CAREER BESTS

Hits: N/A
 Doubles: N/A
 Triples: N/A
 Stolen Bases: N/A

RBI: N/A
 Home Runs: N/A
 Runs Scored: 1 x2 (last vs. Missouri, 4/12/14)
 Walks: 1 x2 (last vs. Savannah St., 3/15/14)





27

VICTORIA DRAPER
MOULTON, ALA.
LAWRENCE COUNTY

OF	L/R	5-6	RS FR
----	-----	-----	-------

FRESHMAN SEASON (2014)

Appeared in only three games as a freshman, all in the pinch-runner role...Scored one run against Western Illinois (2/15) and Syracuse (3/1)...Redshirted for the remainder of the season.

HIGH SCHOOL

Played for coach Amy Speegle ... Named the 2013 5A Alabama Hitter of the Year ... Earned all-state honors three years ... Also lettered in cross country, basketball and cheerleading ... Helped lead Lawrence County to state championship in cross country.

PERSONAL

Daughter of JoAnne and Doug Draper ... Has one brother, Tyler ... Graduated salutatorian Major: Civil Engineering.



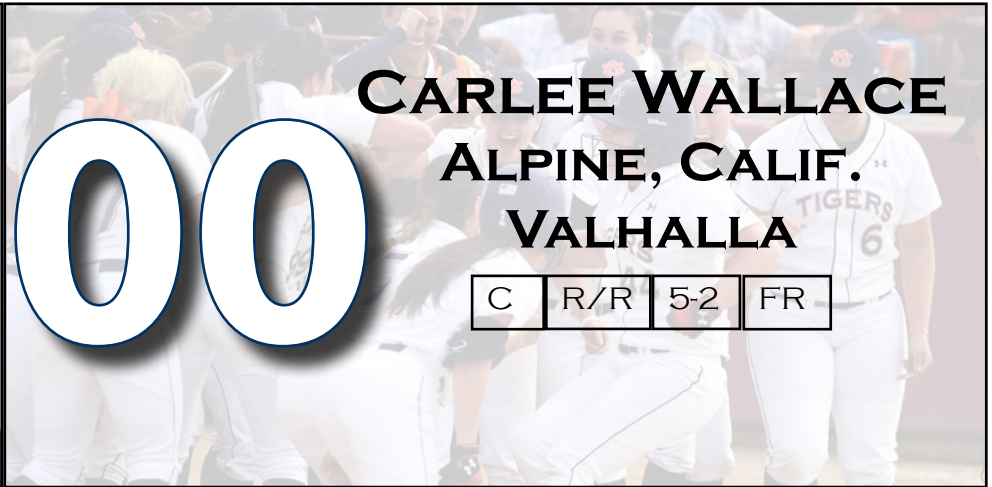
DRAPER'S CAREER STATS

Year	Avg	GP-GS	AB	R	H	2B	3B	HR	RBI	SLG%	BB	SO	OB%	SB-ATT	FLD%	E
2014	.000	3-0	0	2	0	0	0	0	0	.000	0	0	.000	0-0	.000	0
TOTAL	.000	3-0	0	2	0	0	0	0	0	.000	0	0	.000	0-0	.000	0

DRAPER'S CAREER BESTS

Hits:	N/A	RBI:	N/A
Doubles:	N/A	Home Runs:	N/A
Triples:	N/A	Runs Scored:	1 x2 (last vs. Syracuse, 3/1/14)
Stolen Bases:	N/A	Walks:	N/A





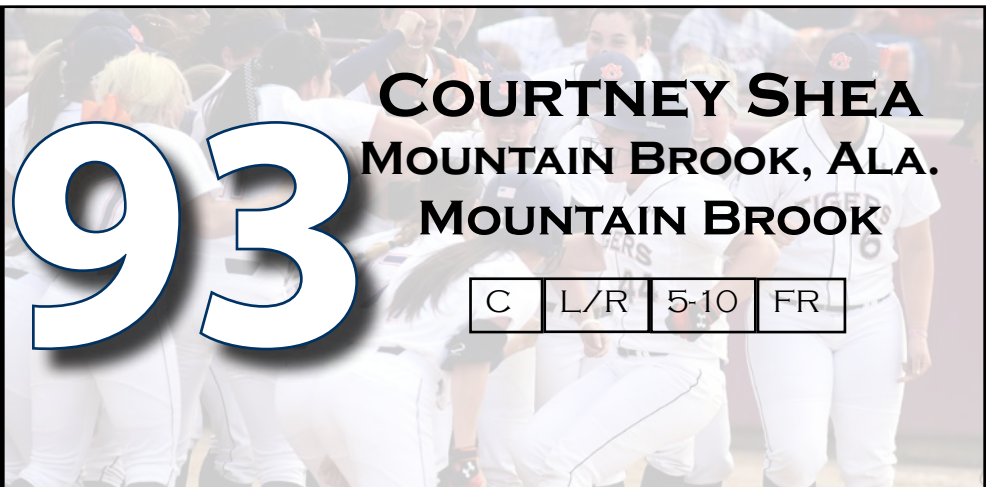
CARLEE WALLACE
ALPINE, CALIF.
VALHALLA

00

C	R/R	5-2	FR
---	-----	-----	----

HIGH SCHOOL

Playing multiple positions with her primary coming at catcher and infield, Wallace was named to the 2013 All-San Diego Section Second Team and 2013 CIF Small Schools Second Team after this past season...Wallace was named the 11th-best player in the country by StudentSports.com as she goes into her senior season after leading her travel team, the So Cal Athletics, to their fourth-straight PGF 18U National Championship under coach Bruce Richardson. Over 10 games, she hit .440 with 11 RBI and proved she had a strong arm in the championship game after making multiple big plays on defense behind the plate.



COURTNEY SHEA
MOUNTAIN BROOK, ALA.
MOUNTAIN BROOK

93

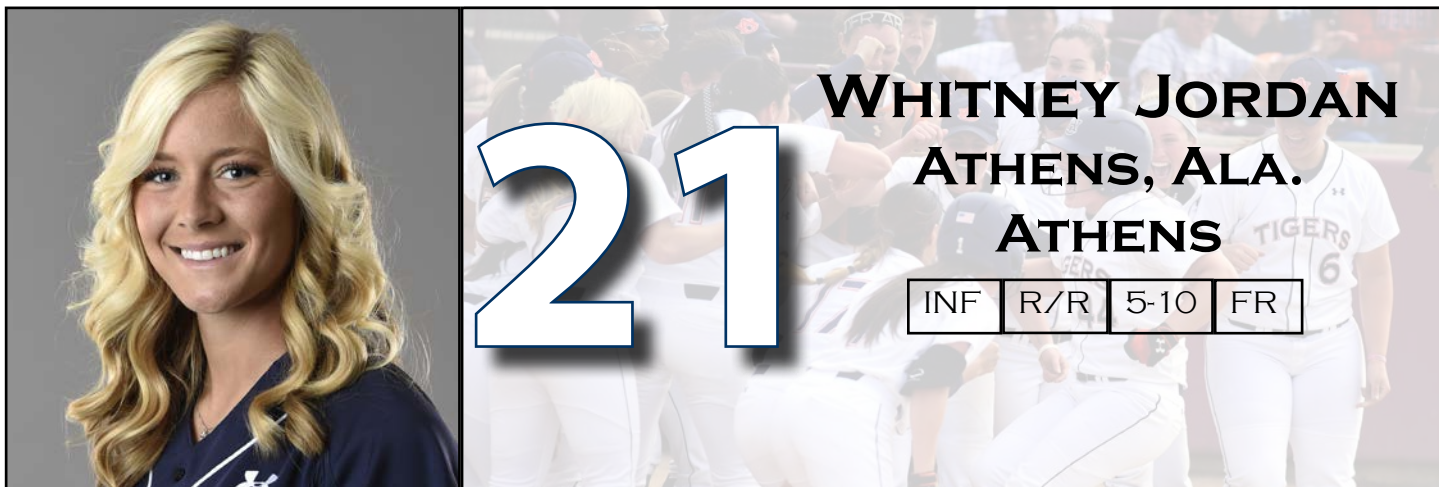
C	L/R	5-10	FR
---	-----	------	----

HIGH SCHOOL

Comes to the Tigers from Mountain Brook High School playing catcher and first base while also playing for the Birmingham Thunderbolts traveling team. In her junior season at Mountain Brook, Shea was part of a 25-12 team under first-year head coach Erin Wright and batted .554 with 27 RBI, nine home runs and 16 runs scored...Shea was named to the Alabama Class 6A All-State team as a catcher this past spring joining now Auburn freshman Kasey Cooper, who was the Player of the Year in that high school class...Over her last three seasons, Shea has batted .630 with 75 hits in 119 at-bats and 54 RBI and helped her team reach the Alabama 6A High School North Central Regional Quarterfinals during her second year.

PERSONAL

Daughter of Richard and Beth Shea...Her father played football for Auburn in 1988-'91 seasons...Has a younger sister, Caroline and is majoring in visual journalism.



WHITNEY JORDAN

ATHENS, ALA.

ATHENS

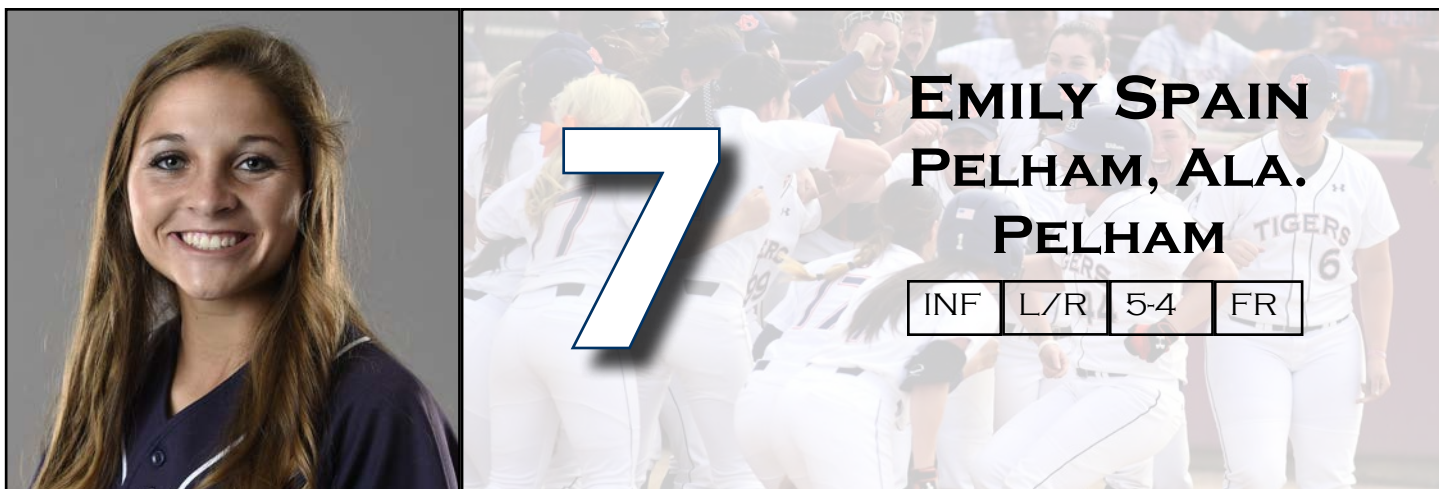
INF	R/R	5-10	FR
-----	-----	------	----

HIGH SCHOOL

Was part of the 5A State Champions during her sophomore season and was named the 5A tournament MVP...Was also the 2010 5A Pitcher of the Year and named all-state as a pitcher...In 2011, was named all-state and super all-state as a utility player...Tied the state record for most home runs hit in a single game and hit 22 home runs throughout the season...In 2013, she was named all-state as a utility player and tied the state record for most home runs hit in a single game again...Played travel ball for the Germantown Red Devils during 16U for Jack Kinney and then played for the Tennessee Fury during 18U for Pat Moyer, Shelby Burchell and Ashley Andrews.

PERSONAL

Went to Athens High and played basketball and softball for her first two years before focusing on softball during her junior and senior years...Was a member of the Student Council Association and FCA.



EMILY SPAIN

PELHAM, ALA.

PELHAM

INF	L/R	5-4	FR
-----	-----	-----	----

HIGH SCHOOL

Played for the Pelham varsity softball team from 7th grade through graduation (6 years), at middle infield... Part of state tournament runner-up team in 2013, with only six losses all year...Also part of travel team, Birmingham Vipers, that was second at 2014 ASA Nationals.

PERSONAL

Daughter of Jack and Jackie Spain and has two older sisters, Robin and Ellen...All family members attended Auburn...Currently studying pre-med and plans to become a pediatrician.

2014 YEAR-IN-REVIEW

TEAM HIGHLIGHTS

-Auburn's 42 wins are the most in a season since 2005 (50) and is the second-highest winning percentage in program history (.677).

-The 19 losses ties for the second-fewest in program history. The lowest number was 18 in 2004 and 2005.

-The .305 team batting average was Auburn's highest in the last nine years.

-In 2014, Auburn notched 440 runs, 87 home runs and 411 RBI, all are good for the most ever in school history.

-The 440 runs is good for a tie for sixth-best in SEC history.

-With 87 home runs, the total is good for ninth-best ever by an SEC team.

-The 411 RBI this season is the third-most ever in SEC history.

-Auburn recorded its 600th win in program history with a 7-5 win over South Carolina in the first round of the 2014 SEC Tournament.

-The team's .979 fielding percentage was also the most in school history.

-Auburn placed two players on the NFCA All-Southeast Region First Team this season (Brannndi Melero and Kasey Cooper), the first since 2005.

-Cooper's NFCA All-Southeast Region First Team honor was also the first by an Auburn freshman.

-Melero's selection to the All-SEC First Team is Auburn's first since 2005 (Sara Dean, Sara Ghezzi, Paige Jones).

-Six individual school season record were broken in 2014 (runs, RBI, home runs, walks, hit by pitches and on-base percentage).

-Brannndi Melero finished the 2014 season with 78 RBI, still second-most in the nation, and set a school record for RBI in a season. The previous high was 65 by Holly Currie in 2005.

-Freshman Kasey Cooper set Auburn freshman single-season records in RBI (77) and home runs (18). Her home run total is also the most in a season by an Auburn player in program history.

-Sophomore Emily Carosone set a school single-season record for hit by pitches in 2014 by getting plunked 33 times, good for second in the nation.

-Carosone's hit by pitch total (33) is also the most by a player in SEC history.

-Carosone's on-base percentage (.560) also is a new Auburn single-season record. Previous high was Mary Petrie (.531) in 2000.

-The 45 walks by redshirt junior Morgan Estell set a new Auburn single-season record.

-Brannndi Melero and Kasey Cooper both scored 70 runs during the 2014 season, setting a new Auburn single-season record for runs scored in a season.

-With its 2-1 series win over No. 10 Kentucky in March, Auburn won its first top-10 series since defeating No. 4 Georgia, two games to one, in 2011.

-Auburn claimed 10 wins over ranked opponents in 2014 in 24 opportunities. The 10 victories are second-most in Auburn program history.

-With its 6-2 win over No. 6 Alabama in Montgomery, Auburn has now won two of its last four meetings with the Crimson Tide.

-With its 5-2 victory over Mississippi State on March 22, Auburn was 28-4-1 on the year and it was the team's best 33-game start in school history.

- Freshman third baseman Kasey Cooper was named a co-champion with Tennessee's Annie Aldrete for the National Fastpitch Coaches' Association's inaugural Division I National Freshman of the Year Award.

- Junior Brannndi Melero, sophomore Emily Carosone and freshman Kasey Cooper were all named to their respective NFCA All-American teams on Wednesday.

-Melero became Auburn's first All-America first teamer, while Cooper was named to the second-team as an at-large selection.

-Carosone followed up her great season making the third-team at second base.

-The All-American announcements mark the first such honors under first-year head coach Clint Myers and is Auburn's first All-American selections since 2005.

-This year's selections join Holly Currie (2005), Paige Jones (2005), Sara Dean (2004), Kristen Keyes (2004) and Ashley Moore (2001) as the only All-Americans named at Auburn.

-With its three selections, Auburn tied Washington, Oregon and Notre Dame with the most All-Americans in the nation.



2014 AUBURN STATISTICAL LEADERS

Average:	.418	Kasey Cooper
Hits:	74	Kasey Cooper
Doubles:	19	Morgan Estell
Triples:	1	Emily Carosone
Home Runs:	18	Kasey Cooper
RBI:	78	Brannndi Melero
Runs:	70	Cooper and Carosone
Slugging Percentage:	.780	Kasey Cooper
On Base Percentage:	.560	Emily Carosone
Walks:	45	Morgan Estell
Stolen Bases:	3	Carosone, Estell, Howard
Wins:	22	Lexi Davis
Saves:	4	Lexi Davis
ERA:	2.89	Lexi Davis
Strikeouts:	145	Lexi Davis
Putouts:	165	McKenzie Kilpatrick
Assists:	122	Kelsey Bogaards
Fielding Percentage:	1.000	West, Gipson, Mavromat, Leon, Abbott, Gibbs, Medina, Richards, Waldrop



2014 AUBURN SOFTBALL SCHEDULE AND RESULTS

OVERALL: 42-19-1 | HOME: 28-7 | AWAY: 6-8-1 | NEUTRAL: 8-4 | SEC: 11-13

DATE	OPPONENT	RESULTS
Feb. 6	at Troy	T, 5-5 (6)
Feb. 7	NORTH DAKOTA ST.#	W, 11-3 (6)
Feb. 8	MOREHEAD ST.#	W, 12-0 (5)
Feb. 8	ULM#	W, 9-2
Feb. 9	NOTRE DAME#	L, 3-2 (8)
Feb. 9	TENNESSEE TECH#	W, 8-4
Feb. 14	MARSHALL\$	W, 19-5 (5)
Feb. 14	LOYOLA\$	W, 11-2 (5)
Feb. 15	NEB.-OMAHA\$	W, 4-2
Feb. 15	WESTERN ILLINOIS\$	W, 6-0
Feb. 16	WINTHROP\$	W, 16-0 (5)
Feb. 21	JACKSONVILLE ST.%	W, 6-5 (9)
Feb. 21	SAMFORD%	W, 3-0
Feb. 22	JACKSONVILLE ST.%	W, 13-3 (5)
Feb. 23	PURDUE%	W, 8-0 (5)
Feb. 26	#9 FLORIDA ST.	L, 5-4
Feb. 28	vs. #4 Oregon^	L, 3-0
Feb. 28	vs. Illinois State^	W, 3-2
March 1	vs. Syracuse^	W, 10-1
March 1	vs. Maryland^	W, 16-3 (5)
March 2	vs. Radford^	W, 8-0 (5)
March 7	#24 LSU*	L, 4-1
March 8	#24 LSU*	W, 6-4
March 9	#24 LSU*	W, 7-0
March 12	TROY	W, 13-5(5)
March 14	RADFORD&	W, 9-0 (5)
March 14	IPFW&	W, 10-0 (5)
March 15	SAVANNAH ST.&	W, 22-0 (5)
March 15	BALL STATE&	W, 15-3 (5)
March 19	MURRAY STATE	W, 11-3 (6)
March 19	MURRAY STATE	W, 11-7
March 21	MISSISSIPPI ST.*	W, 11-3 (6)
March 22	MISSISSIPPI ST.*	W, 5-2
March 23	MISSISSIPPI ST.*	L, 5-2
March 26	at Georgia St.	W, 16-1 (5)
March 28	at #10 Kentucky*	W, 7-6
March 30	at #10 Kentucky*	W, 6-4
March 30	at #10 Kentucky*	L, 2-1
April 4	at #6 Florida*	L, 4-2
April 5	at #6 Florida*	L, 7-6
April 6	at #6 Florida*	L, 1-0 (8)
April 11	#16 MISSOURI*	L, 4-2
April 12	#16 MISSOURI*	L, 8-7
April 13	#16 MISSOURI*	L, 7-6
April 16	vs. #6 Alabama@	W, 6-2
April 19	at #15 Georgia*	L, 11-2 (5)
April 19	at #15 Georgia*	L, 8-4
April 20	at #15 Georgia*	W, 8-1
April 23	ALABAMA ST.	W, 5-3
April 25	#23 TEXAS A&M*	W, 7-6
April 26	#23 TEXAS A&M*	W, 6-0

April 27	#23 TEXAS A&M*	W, 9-1 (5)
May 2	at South Carolina*	W, 5-3 (8)
May 3	at South Carolina*	L, 7-4
May 4	at South Carolina*	L, 4-2
May 7	at South Carolina+	W, 7-5
May 8	vs. #6 Alabama+	L, 8-4
May 16	vs. North Dakota St.~	L, 5-2
May 17	vs. Green Bay~	W, 9-1 (5)
May 17	vs. North Dakota St.~	W, 1-0
May 18	vs. #14 Minnesota~	W, 4-3 (8)
May 18	vs. #14 Minnesota~	L, 8-6

- Plainsman Invite (Auburn, Ala.)

\$ - Tiger Invitational (Auburn, Ala.)

% - Wilson/DeMarini Classic (Auburn, Ala.)

^ - Diamond 9 Citrus Classic (Kissimmee, Fla.)


* - Southeastern Conference game

& - War Eagle Classic (Auburn, Ala.)

@ - at Lagoon Park (Montgomery, Ala.)

+ - SEC Tournament game (Columbia, S.C.)

~ - NCAA Minnesota Regional (Minneapolis, Minn.)



2014 AUBURN OVERALL STATISTICS



Record: 42-19-1 Home: 28-7 Away: 6-8-1 Neutral: 8-4 SEC: 11-13

Player	avg	gp-gs	ab	r	h	2b	3b	hr	rbi	tb	slg%	bb	hp	so	gdp	ob%	sf	sh	sb-att	po	a	e	fld%	
13 Kasey Cooper	.418	62-62	177	70	74	10	0	18	77	138	.780	43	2	7	0	.527	4	3	2-3	52	118	4	.977	
17 Branni Melero	.404	62-62	171	55	69	12	0	15	78	126	.737	35	9	33	0	.518	3	4	2-2	50	2	2	.963	
5 Emily Carosone	.392	61-61	158	70	62	11	1	9	36	102	.646	31	33	11	0	.560	3	3	3-3	104	114	4	.982	
3 Morgan Estell	.362	62-62	177	64	64	19	0	6	40	101	.571	45	2	24	3	.496	0	2	3-3	75	5	2	.976	
1 Tiffany Howard	.277	62-62	137	40	38	3	0	0	6	41	.299	19	4	24	0	.379	1	6	3-3	75	4	2	.975	
25 McKenzie Kilpatrick	.243	57-50	140	21	34	7	0	8	28	65	.464	20	1	26	0	.340	1	0	0-0	165	19	1	.995	
8 Jade Rhodes	.218	56-54	156	21	34	8	0	7	45	63	.404	10	2	36	1	.272	1	1	0-0	344	11	4	.989	
14 Kelsey Bogaards	.200	62-62	130	24	26	5	0	3	11	40	.308	17	4	46	1	.307	2	5	2-2	94	122	11	.952	

10 Anna Gibbs	.286	14-0	14	2	4	0	0	1	4	7	.500	2	1	3	0	.412	0	0	0-0	5	0	0	1.000	
7 Kristyn Richards	.286	11-0	7	2	2	1	0	0	1	3	.429	3	0	3	0	.500	0	0	0-0	1	0	0	1.000	
12 Maria Mitchell	.278	16-2	18	3	5	1	0	2	10	12	.667	1	1	5	0	.350	0	1	0-0	0	0	0	.000	
9 Austyn West	.266	45-36	94	10	25	3	0	5	20	43	.457	20	0	20	0	.391	1	0	0-0	115	7	0	1.000	
44 Jenna Abbott	.255	45-30	94	16	24	6	0	5	30	45	.479	10	4	15	0	.345	2	0	0-0	4	2	0	1.000	
18 Jordan Rocker	.250	23-0	4	13	1	0	0	0	0	1	.250	2	0	0	0	.500	0	0	0-0	0	0	0	.000	
4 Madi Gipson	.222	37-13	63	8	14	1	0	4	19	27	.429	7	2	16	1	.315	1	0	0-0	70	5	0	1.000	
6 Hilary Mavromat	.222	7-1	9	2	2	0	0	0	2	2	.222	1	0	2	0	.300	0	0	0-0	3	4	0	1.000	
11 Maris Medina	.182	27-0	11	8	2	0	0	0	0	2	.182	1	0	4	0	.250	0	0	0-0	2	2	0	1.000	
99 Ashley Leon	.174	26-1	23	7	4	0	0	0	4	4	.174	1	1	5	0	.240	0	0	2-2	4	3	0	1.000	
77 Sydne Waldrop	.000	6-0	2	2	0	0	0	0	0	0	.000	2	0	0	0	.500	0	0	0-0	1	0	0	1.000	
27 Victoria Draper	.000	3-0	0	2	0	0	0	0	0	0	.000	0	0	0	0	.000	0	0	0-0	0	0	0	.000	
22 Marcy Harper	.000	2-2	0	0	0	0	0	0	0	0	.000	0	0	0	0	.000	0	0	0-0	4	19	1	.958	
Totals	.305	62	1585	440	484	87	1	83	411	822	.519	270	66	280	6	.423	19	25	17-18	1174	481	35	.979	
Opponents	.240	62	1473	201	353	57	6	64	190	614	.417	162	31	285	23	.327	6	19	32-38	1126	425	76	.953	

LOB - Team (402), Opp (320). DPs turned - Team (38), Opp (19). TPs turned - Team (1), Opp (1). IBB - Team (4), B. Melero 2, K. Cooper 1, M. Estell 1, Opp (2). Picked off - B. Melero 1, K. Cooper 1, M. Kilpatrick 1, K. Bogaards 1, J. Rhodes 1.

(All games Sorted by Earned run avg)

Player	era	w-l	app	gs	cg	sho	sv	ip	h	r	er	bb	so	2b	3b	hr	b/avg	wp	hp	bk	sfa	sha		
23 Lexi Davis	2.89	22-12	45	34	24	6/2	4	225.1	205	102	93	71	145	33	3	27	.243	11	14	4	6	12		
22 Marcy Harper	3.74	17-5	32	27	11	3/3	2	131.0	103	80	70	82	125	19	2	31	.210	13	16	0	0	6		

44 Jenna Abbott	1.75	0-0	6	0	0	0/2	0	8.0	6	2	2	0	4	1	0	1	.214	2	0	0	0	0		
6 Hilary Mavromat	4.41	3-2	12	1	0	0/2	0	27.0	39	17	17	9	11	4	1	5	.348	0	1	0	0	1		
Totals	3.26	42-19	62	62	35	13/4	6	391.1	353	201	182	162	285	57	6	64	.240	26	31	4	6	19		
Opponents	7.05	19-42	62	62	19	2/0	3	375.1	484	440	378	270	280	87	1	83	.305	31	66	1	19	25		

PB - Team (10), M. Kilpatrick 6, A. West 4, Opp (15). Pickoffs - Team (1), M. Kilpatrick 1, Opp (5). SBA/ATT - M. Kilpatrick (21-25), L. Davis (21-25), A. West (11-13), M. Harper (8-10), H. Mavromat (3-3).



2014 AUBURN CONFERENCE STATISTICS



Record: 11-13 Home: 7-5 Away: 4-8 SEC: 11-13

Player	avg	gp-gs	ab	r	h	2b	3b	hr	rbi	tb	slg%	bb	hp	so	gdp	ob%	sf	sh	sb-att	po	a	e	fld%
17 Brandi Melero	.380	24-24	71	17	27	3	0	10	33	60	.845	13	1	14	0	.471	2	2	0-0	22	0	2	.917
5 Emily Carosone	.377	24-24	61	21	23	4	0	4	10	39	.639	12	18	6	0	.576	1	0	1-1	45	46	2	.978
13 Kasey Cooper	.361	24-24	72	22	26	3	0	6	21	47	.653	17	1	5	0	.484	1	0	1-2	22	54	0	1.000
3 Morgan Estell	.286	24-24	70	13	20	3	0	0	8	23	.329	16	1	13	3	.425	0	1	0-0	33	2	1	.972
1 Tiffany Howard	.274	24-24	62	13	17	1	0	0	2	18	.290	6	0	11	0	.333	1	1	0-0	33	1	0	1.000
25 McKenzie Kilpatrick	.241	23-19	54	6	13	1	0	3	8	23	.426	7	0	10	0	.328	0	0	0-0	65	11	0	1.000
44 Jenna Abbott	.208	20-16	48	2	10	3	0	0	9	13	.271	4	1	6	0	.273	2	0	0-0	0	0	0	.000
8 Jade Rhodes	.130	19-18	54	4	7	1	0	3	8	17	.315	3	0	16	1	.175	0	1	0-0	136	6	1	.993
14 Kelsey Bogaards	.122	24-24	49	4	6	1	0	0	1	7	.143	5	0	17	0	.204	0	4	1-1	41	54	4	.960

11 Maris Medina	.500	11-0	2	2	1	0	0	0	0	1	.500	0	0	0	0	.500	0	0	0-0	0	0	0	.000
10 Anna Gibbs	.333	3-0	3	0	1	0	0	0	1	1	.333	1	0	2	0	.500	0	0	0-0	0	0	0	.000
4 Madi Gipson	.219	13-8	32	2	7	1	0	2	6	14	.438	0	1	7	1	.242	0	0	0-0	47	2	0	1.000
9 Austyn West	.188	14-11	32	1	6	0	0	1	4	9	.281	6	0	6	0	.316	0	0	0-0	26	2	0	1.000
99 Ashley Leon	.000	10-0	7	3	0	0	0	0	1	0	.000	0	1	2	0	.125	0	0	0-0	0	0	0	.000
12 Maria Mitchell	.000	2-0	2	0	0	0	0	0	0	0	.000	0	0	1	0	.000	0	0	0-0	0	0	0	.000
6 Hilary Mavromat	.000	1-0	1	0	0	0	0	0	0	0	.000	0	0	0	0	.000	0	0	0-0	1	2	0	1.000
7 Kristyn Richards	.000	2-0	1	0	0	0	0	0	0	0	.000	0	0	0	0	.000	0	0	0-0	0	0	0	.000
77 Sydne Waldrop	.000	2-0	0	1	0	0	0	0	0	0	.000	0	0	0	0	.000	0	0	0-0	0	0	0	.000
18 Jordan Rocker	.000	8-0	0	5	0	0	0	0	0	0	.000	0	0	0	0	.000	0	0	0-0	0	0	0	.000
Totals	.264	24	621	116	164	21	0	29	112	272	.438	90	24	116	5	.375	7	9	3-4	472	205	11	.984
Opponents	.282	24	618	102	174	30	3	32	100	306	.495	79	15	91	9	.374	4	11	18-21	476	178	21	.969

LOB - Team (159), Opp (153). DPs turned - Team (15), Opp (10). TPs turned - Team (1). IBB - Team (4), B. Melero 2, K. Cooper 1, M. Estell 1, Opp (1). Picked off - J. Rhodes 1, K. Cooper 1, K. Bogaards 1.

(SEC games only Sorted by Earned run avg)

Player	era	w-l	app	gs	cg	sho	sv	ip	h	r	er	bb	so	2b	3b	hr	b/avg	wp	hp	bk	sfa	sha	
23 Lexi Davis	3.45	7-7	19	15	11	1/0	2	99.1	106	55	49	39	50	18	2	13	.275	2	9	1	4	6	
22 Marcy Harper	5.36	4-4	11	9	4	1/0	1	47.0	53	37	36	34	35	10	1	15	.283	5	5	0	0	4	

6 Hilary Mavromat	6.30	0-2	4	0	0	0/0	0	10.0	14	9	9	6	4	2	0	3	.333	0	1	0	0	1	
44 Jenna Abbott	7.00	0-0	1	0	0	0/0	0	1.0	1	1	1	0	2	0	0	1	.250	0	0	0	0	0	
Totals	4.23	11-13	24	24	15	2/0	3	157.1	174	102	95	79	91	30	3	32	.282	7	15	1	4	11	
Opponents	4.37	13-11	24	24	9	1/0	3	158.2	164	116	99	90	116	21	0	29	.264	9	24	1	7	9	

PB - Team (4), M. Kilpatrick 4, Opp (4). Pickoffs - Team (1), M. Kilpatrick 1, Opp (3). SBA/ATT - M. Kilpatrick (14-17), L. Davis (12-15), A. West (4-4), M. Harper (3-3), H. Mavromat (3-3).



2014 AUBURN STATCREW SCHEDULE AND RESULTS

Date	Opponent	Score	Inns	Overall	SEC	Pitcher of record	Attend	Time
Feb 06, 2014	at Troy	T 5-5	6	0-0-1	0-0-0	None	612	2:00
# Feb 07, 2014	NORTH DAKOTA STATE	w 11-3	6	1-0-1	0-0-0	L. Davis (W 1-0)	699	2:28
# Feb 08, 2014	MOREHEAD STATE	w 12-0	5	2-0-1	0-0-0	M. Harper (W 1-0)	0	1:49
# Feb 08, 2014	LOUISIANA-MONROE	w 9-2	7	3-0-1	0-0-0	L. Davis (W 2-0)	974	2:03
# Feb 09, 2014	NOTRE DAME	L 2-3	(8)	3-1-1	0-0-0	L. Davis (L 2-1)	0	1:56
# Feb 09, 2014	TENNESSEE TECH	w 8-4	7	4-1-1	0-0-0	M. Harper (W 2-0)	788	1:42
\$ Feb 14, 2014	MARSHALL	w 19-5	5	5-1-1	0-0-0	L. Davis (W 3-1)	0	2:14
\$ Feb 14, 2014	LOYOLA	w 11-2	5	6-1-1	0-0-0	M. Harper (W 3-0)	520	1:58
\$ Feb 15, 2014	NEBRASKA-OMAHA	w 4-2	7	7-1-1	0-0-0	M. Harper (W 4-0)	0	2:00
\$ Feb 15, 2014	WESTERN ILLINOIS	w 6-0	7	8-1-1	0-0-0	L. Davis (W 4-1)	756	1:24
\$ Feb 16, 2014	WINTHROP	w 16-0	5	9-1-1	0-0-0	M. Harper (W 5-0)	638	1:39
% Feb 21, 2014	JACKSONVILLE STATE	w 6-5	(9)	10-1-1	0-0-0	L. Davis (W 5-1)	0	2:30
% Feb 21, 2014	SAMFORD	w 3-0	7	11-1-1	0-0-0	L. Davis (W 6-1)	703	1:57
% Feb 22, 2014	JACKSONVILLE STATE	w 13-3	5	12-1-1	0-0-0	H. Mavromat (W 1-0)	858	1:30
% Feb 23, 2014	PURDUE	w 8-0	5	13-1-1	0-0-0	L. Davis (W 7-1)	518	1:16
Feb 26, 2014	#9 FLORIDA STATE	L 4-5	7	13-2-1	0-0-0	L. Davis (L 7-2)	753	2:16
^ Feb 28, 2014	vs #4 Oregon	L 0-3	7	13-3-1	0-0-0	L. Davis (L 7-3)	0	1:50
^ Feb 28, 2014	vs Illinois State	w 3-2	7	14-3-1	0-0-0	M. Harper (W 6-0)	0	2:18
^ Mar 01, 2014	vs Syracuse	w 10-1	7	15-3-1	0-0-0	L. Davis (W 8-3)	305	2:15
^ Mar 01, 2014	vs Maryland	w 16-3	5	16-3-1	0-0-0	M. Harper (W 7-0)	220	2:04
^ Mar 02, 2014	vs Radford	w 8-0	5	17-3-1	0-0-0	M. Harper (W 8-0)	175	1:28
* Mar 07, 2014	#24 LSU TIGERS	L 1-4	7	17-4-1	0-1-0	L. Davis (L 8-4)	480	1:41
* Mar 08, 2014	#24 LSU TIGERS	w 6-4	7	18-4-1	1-1-0	M. Harper (W 9-0)	771	2:11
* Mar 09, 2014	#24 LSU TIGERS	w 7-0	7	19-4-1	2-1-0	L. Davis (W 9-4)	675	1:50
Mar 12, 2014	TROY	w 13-5	5	20-4-1	2-1-0	M. Harper (W 10-0)	442	1:25
& Mar 14, 2014	RADFORD	w 9-0	5	21-4-1	2-1-0	M. Harper (W 11-0)	0	1:44
& Mar 14, 2014	IPFW	w 10-0	5	22-4-1	2-1-0	L. Davis (W 10-4)	503	1:30
& Mar 15, 2014	SAVANNAH STATE	w 22-0	5	23-4-1	2-1-0	M. Harper (W 12-0)	0	1:38
& Mar 15, 2014	BALL STATE	w 15-3	5	24-4-1	2-1-0	L. Davis (W 11-4)	604	1:46
Mar 19, 2014	MURRAY STATE	w 10-0	5	25-4-1	2-1-0	L. Davis (W 12-4)	0	1:38
Mar 19, 2014	MURRAY STATE	w 11-7	7	26-4-1	2-1-0	L. Davis (W 13-4)	634	2:09
* Mar 21, 2014	MISSISSIPPI STATE	w 11-3	6	27-4-1	3-1-0	L. Davis (W 14-4)	847	1:59
* Mar 22, 2014	MISSISSIPPI STATE	w 5-2	7	28-4-1	4-1-0	M. Harper (W 13-0)	983	2:12
* Mar 23, 2014	MISSISSIPPI STATE	L 2-5	7	28-5-1	4-2-0	L. Davis (L 14-5)	761	1:58
Mar 26, 2014	at Georgia State	w 16-1	5	29-5-1	4-2-0	M. Harper (W 14-0)	230	1:58
* Mar 28, 2014	at #10 Kentucky	w 7-6	7	30-5-1	5-2-0	L. Davis (W 15-5)	647	2:28
* Mar 30, 2014	at #10 Kentucky-1	w 6-4	7	31-5-1	6-2-0	L. Davis (W 16-5)	-	2:17
* Mar 30, 2014	at #10 Kentucky-2	L 1-2	7	31-6-1	6-3-0	M. Harper (L 14-1)	765	2:13
* Apr 04, 2014	at #6 Florida	L 2-4	7	31-7-1	6-4-0	L. Davis (L 16-6)	729	1:54
* Apr 05, 2014	at #6 Florida	L 6-7	7	31-8-1	6-5-0	M. Harper (L 14-2)	766	2:37
* Apr 06, 2014	at #6 Florida	L 0-1	(8)	31-9-1	6-6-0	L. Davis (L 16-7)	925	2:05
* Apr 11, 2014	#16 MISSOURI	L 2-4	7	31-10-1	6-7-0	L. Davis (L 16-8)	924	1:54
* Apr 12, 2014	#16 MISSOURI	L 7-8	7	31-11-1	6-8-0	H. Mavromat (L 1-1)	626	2:34
* Apr 13, 2014	#16 MISSOURI	L 6-7	7	31-12-1	6-9-0	H. Mavromat (L 1-2)	1035	2:07
Apr 16, 2014	vs #6 Alabama	w 6-2	7	32-12-1	6-9-0	M. Harper (W 15-2)	3200	2:09
* Apr 19, 2014	at #15 Georgia-1	L 2-11	5	32-13-1	6-10-0	L. Davis (L 16-9)	786	1:48
* Apr 19, 2014	at #15 Georgia-2	L 4-8	7	32-14-1	6-11-0	M. Harper (L 15-3)	456	2:23
* Apr 20, 2014	at #15 Georgia	w 8-1	7	33-14-1	7-11-0	L. Davis (W 17-9)	502	2:23
Apr 23, 2014	ALABAMA ST.	w 5-3	7	34-14-1	7-11-0	H. Mavromat (W 2-2)	435	1:24
* Apr 25, 2014	#23 TEXAS A&M	w 7-6	7	35-14-1	8-11-0	L. Davis (W 18-9)	660	1:57
* Apr 26, 2014	#23 TEXAS A&M	w 6-0	7	36-14-1	9-11-0	M. Harper (W 16-3)	988	1:46
* Apr 27, 2014	#23 TEXAS A&M	w 9-1	5	37-14-1	10-11-0	M. Harper (W 17-3)	842	1:33
* 5/2/2014	at South Carolina	w 5-3	(8)	38-14-1	11-11-0	L. Davis (W 19-9)	1188	2:25
* 5/3/2014	at South Carolina	L 4-7	7	38-15-1	11-12-0	M. Harper (L 17-4)	1304	1:56
* 5/4/2014	at South Carolina	L 2-4	7	38-16-1	11-13-0	L. Davis (L 19-10)	1412	2:15
! May 7, 2014	at South Carolina	w 7-5	7	39-16-1	11-13-0	L. Davis (W 20-10)	1270	2:38
! May 8, 2014	vs #6 Alabama	L 4-8	7	39-17-1	11-13-0	M. Harper (L 17-5)	1347	2:29
May 16, 2014	vs North Dakota State	L 2-5	7	39-18-1	11-13-0	L. Davis (L 20-11)	0	2:24
May 17, 2014	vs Green Bay	w 9-1	5	40-18-1	11-13-0	H. Mavromat (W 3-2)	0	1:28
May 17, 2014	vs North Dakota State	w 1-0	7	41-18-1	11-13-0	L. Davis (W 21-11)	1186	2:10
May 18, 2014	vs #14 Minnesota	w 4-3	(8)	42-18-1	11-13-0	L. Davis (W 22-11)	1189	2:52
May 18, 2014	vs #14 Minnesota	L 6-8	7	42-19-1	11-13-0	L. Davis (L 22-12)	1189	2:40

* = Southeastern Conference game
= Plainsman Invite (Auburn, Ala.)
\$ = Tiger Invitational (Auburn, Ala.)
% = Wilson/DeMarini Classic (Auburn, Ala.)
^ = Diamond 9 Citrus Classic (Kissimmee, Fla.)
& = War Eagle Classic (Auburn, Ala.)
! = SEC Tournament (Columbia, S.C.)
@ = NCAA Tournament (Minneapolis Regional)
() extra inning game



AUBURN TIGERS HISTORY AND RECORDS



AUBURN TIGER SOFTBALL YEAR-BY-YEAR

2014




42-19-1, 11-13 SEC
 SEC Tournament (T-8th)
 NCAA Regional (Minneapolis, Minn.)
 Head Coach: Clint Myers

DATE	OPPONENT	RESULTS
2/6/14	at Troy	T, 5-5 (6)
2/7/14	NORTH DAKOTA ST.#	W, 11-3 (6)
2/8/14	MOREHEAD ST.#	W, 12-0 (5)
	ULM#	W, 9-2
2/9/14	NOTRE DAME#	L, 3-2 (8)
	TENNESSEE TECH#	W, 8-4
2/14/14	MARSHALL\$	W, 19-5 (5)
	LOYOLA\$	W, 11-2 (5)
2/15/14	NEBRASKA-OMAHA\$	W, 4-2
	WESTERN ILLINOISS	W, 6-0
2/16/14	WINTHROP\$	W, 16-0 (5)
2/21/14	JACKSONVILLE ST.%	W, 6- (9)
	SAMFORD%	W, 3-0
2/22/14	JACKSONVILLE ST.%	W, 13-3 (5)
2/23/14	PURDUE%	W, 8-0 (5)
2/26/14	#9 FLORIDA ST.	L, 5-4
2/28/14	vs. #4 Oregon^	L, 3-0
	vs. Illinois St.^	W, 3-2
3/1/14	vs. Syracuse^	W, 10-1
	vs. Maryland^	W, 16-3 (5)
3/2/14	vs. Radford^	W, 8-0 (5)
3/7/14	#24 LSU*	L, 4-1
3/8/14	#24 LSU*	W, 6-4
3/9/14	#24 LSU*	W, 7-0
3/12/14	TROY	W, 13-5 (5)
3/14/14	RADFORD&	W, 9-0 (5)
	IPFW&	W, 10-0 (5)
3/15/14	SAVANNAH ST.&	W, 22-0 (5)
	BALL ST.&	W, 15-3 (5)
3/19/14	MURRAY ST.	W, 10-0 (5)
	MURRAY ST.	W, 11-7
3/21/14	MISSISSIPPI ST.*	W, 11-3 (6)
3/22/14	MISSISSIPPI ST.*	W, 5-2
3/23/14	MISSISSIPPI ST.*	L, 5-2
3/26/14	at Georgia St.	W, 16-1 (5)
3/28/14	at #10 Kentucky*	W, 7-6
3/30/14	at #10 Kentucky*	W, 6-4
	at #10 Kentucky*	L, 2-1
4/4/14	at #6 Florida*	L, 4-2
4/5/14	at #6 Florida*	L, 7-6
4/6/14	at #6 Florida*	L, 1-0 (8)
4/11/14	#16 MISSOURI*	L, 4-2
4/12/14	#16 MISSOURI*	L, 8-7
4/13/14	#16 MISSOURI*	L, 7-6
4/16/14	vs. #6 Alabama+	W, 6-2
4/19/14	at #15 Georgia*	L, 11-2 (5)
	at #15 Georgia*	L, 8-4
4/20/14	at #15 Georgia*	W, 8-1
4/23/14	ALABAMA ST.	W, 5-3
4/25/14	#23 TEXAS A&M*	W, 7-6
4/26/14	#23 TEXAS A&M*	W, 6-0
4/27/14	#23 TEXAS A&M*	W, 9-1
5/2/14	at South Carolina*	W, 5-3
5/3/14	at South Carolina*	L, 7-4
5/4/15	at South Carolina*	L, 4-2
5/7/14	at South Carolina!	W, 7-5

5/8/14	vs. #6 Alabama!	L, 8-4
5/16/14	vs. North Dakota St.~	L, 5-2
5/17/14	vs. Green Bay~	W, 9-1 (5)
	vs. North Dakota St.~	W, 1-0
5/18/14	vs. #14 Minnesota~	W, 4-3 (8)
	vs. #14 Minnesota~	L, 8-6

- Plainsman Invite (Auburn, Ala.)
 \$ - Tiger Invitational (Auburn, Ala.)
 % - Wilson/DeMarini Classic (Auburn, Ala.)
 ^ - Diamond 9 Citrus Classic (Orlando, Fla.)
 & - War Eagle Classic (Auburn, Ala.)
 * - Southeastern Conference game
 + - Played at Lagoon Park (Montgomery, Ala.)
 ! - SEC Tournament game (Columbia, S.C.)
 ~ - NCAA Regional game (Minneapolis, Minn.)

2013




30-23, 7-17 SEC
 Head Coach: Tina Deese

DATE	OPPONENT	RESULTS
2/8/13	vs. FURMAN #	W, 9-1
	vs. ETSU #	W, 11-3
2/9/13	vs. KENT STATE #	W, 5-3
2/10/13	vs. ARMY #	W, 8-0
	vs. AUSTIN PEAY #	W, 9-1 (5)
2/13/13	vs. SAMFORD	W, 2-1
2/14/13	vs. INDIANA STATE	W, 7-1
2/15/13	vs. TENNESSEE ST. \$	W, 3-2
	vs. BRYANT UNI. \$	W, 10-0 (5)
2/16/13	vs. KANSAS \$	W, 8-5
2/17/13	vs. CHATTANOOGA \$	L, 6-4
2/20/13	vs. GEORGIA STATE	L, 4-1
2/22/13	vs. Kansas %	L, 11-10
	at Texas A&M CC %	W, 6-4 (5)
2/23/13	vs. Southern %	W, 7-1
	vs. New Mexico %	L, 2-1
3/1/13	vs. MIDDLE TENN. ST. ^	W, 7-3
	vs. GARDNER-WEBB ^	W, 10-0 (5)
3/2/13	vs. CHARLOTTE ^	W, 2-1
	vs. MINNESOTA ^	L, 4-3 (8)
3/3/13	vs. SOUTHERN	W, 14-0 (5)
3/6/13	at Alabama State	W, 9-6
3/8/13	vs. FLORIDA*	L, 13-0 (5)
3/9/13	vs. FLORIDA*	W, 5-4
3/10/13	vs. FLORIDA*	L, 2-0
3/12/13	at Tennessee State	W, 6-1
3/13/13	at Middle Tenn. St.	W, 5-2
3/15/13	vs. GEORGIA*	L, 9-3
3/16/13	vs. GEORGIA*	L, 2-0
3/17/13	vs. GEORGIA*	L, 9-8
3/19/13	vs. FLORIDA STATE	L, 6-3
3/22/13	at Alabama*	L, 8-0 (6)
3/23/13	at Alabama*	W, 7-4
3/24/13	at Alabama*	L, 13-1 (5)
3/29/13	at Mississippi State*	W, 8-3
	at Mississippi State*	W, 7-5
3/30/13	at Mississippi State*	L, 4-3
4/5/13	vs. OLE MISS*	W, 9-0 (6)
4/6/13	vs. OLE MISS*	W, 2-1
4/7/13	vs. OLE MISS*	L, 11-9
4/9/13	vs. Southern Miss	W, 3-1
4/10/13	vs. Troy	W, 6-1

4/12/13	at Tennessee*	L, 5-3
4/13/13	at Tennessee*	L, 6-1
4/14/13	at Tennessee*	L, 6-0
4/19/13	vs. SOUTH CAROLINA*	L, 8-4
4/20/13	vs. SOUTH CAROLINA*	W, 7-1
4/21/13	vs. SOUTH CAROLINA*	L, 3-1
4/27/13	vs. APPALACHIAN ST.	W, 9-0 (5)
	vs. APPALACHIAN ST.	W, 10-0 (5)
5/3/13	at Arkansas*	L, 6-0
5/4/13	at Arkansas*	L, 8-7 (8)
5/5/13	at Arkansas*	L, 5-0

- Plainsman Invitational (Auburn, Ala.)
 \$ - Tiger Invitational (Auburn, Ala.)
 % - Texas A&M CC Tournament (Corpus Christi, Texas)
 ^ - War Eagle Classic (Auburn, Ala.)
 * - Southeastern Conference game

2012



33-23, 12-16 SEC
 SEC Tournament (3rd in West)
 NCAA Regional
 Head Coach: Tina Deese

DATE	OPPONENT	RESULTS
2/9/12	vs. ALABAMA STATE	W, 6-0
2/10/12	vs. BOWLING GREEN #	W, 10-2 (5)
	vs. WRIGHT STATE #	W, 12-4
2/11/12	vs. IPFW #	W, 2-0
2/12/12	vs. APPALACHIAN STATE #	W, 6-2
2/17/12	vs. OKLAHOMA STATE \$	W, 8-0 (5)
2/18/12	vs. OKLAHOMA \$	Cancelled
2/19/12	vs. VIRGINIA TECH \$	W, 1-0
	vs. GEORGIA TECH \$	W, 12-5
2/22/12	at Georgia State	W, 9-1 (5)
2/24/12	vs. Florida A&M %	W, 9-0 (5)
	at Florida Atlantic %	W, 6-1
2/25/12	vs. Michigan State %	W, 4-1
	vs. Florida International %	W, 2-1
2/26/12	vs. Loyola Marymount %	W, 10-2 (6)
3/2/12	vs. Syracuse ^	W, 5-0
	vs. Michigan ^	L, 4-0
3/3/12	vs. North Carolina ^	L, 1-0 (8)
	vs. UCLA ^	W, 11-1
3/4/12	vs. Penn State ^	L, 3-2
3/9/12	vs. LOUISIANA TECH &	W, 3-0
	vs. GEORGE WASH. &	W, 3-0
3/10/12	vs. DREXEL &	W, 13-0 (5)
	vs. EVANSVILLE &	W, 3-1
3/11/12	vs. PRESBYTERIAN &	W, 8-0 (5)
3/14/12	at LSU*	L, 4-1
	at LSU*	W, 2-0
3/16/12	at Georgia*	W, 2-0
3/17/12	at Georgia*	L, 6-3
3/18/12	at Georgia*	L, 4-2
3/21/12	at Troy	L, 7-1
3/23/12	vs. KENTUCKY*	L, 8-4 (8)
3/24/12	vs. KENTUCKY*	L, 5-2
3/25/12	vs. KENTUCKY*	W, 2-1
3/27/12	vs. ALABAMA*	L, 4-2
	vs. ALABAMA*	L, 5-2
3/30/12	at Ole Miss*	W, 9-5 (10)
3/31/12	at Ole Miss*	W, 7-4



4/1/12	at Ole Miss*	L, 6-1
4/6/12	vs. TENNESSEE*	L, 9-1 (5)
4/7/12	vs. TENNESSEE*	L, 5-3 (10)
4/8/12	vs. TENNESSEE*	L, 6-2
4/13/12	at Florida*	L, 3-2
4/14/12	at Florida*	L, 3-1
4/15/12	at Florida*	L, 5-2
4/20/12	vs. ARKANSAS*	W, 3-2 (8)
4/21/12	vs. ARKANSAS*	W, 5-1
4/22/12	vs. ARKANSAS*	L, 5-1
4/27/12	at South Carolina*	W, 1-0
4/28/12	at South Carolina*	W, 3-2
4/29/12	at South Carolina*	W, 4-1
5/4/12	vs. MISSISSIPPI ST.*	L, 3-1
5/5/12	vs. MISSISSIPPI ST.*	W, 4-1
5/6/12	vs. MISSISSIPPI ST.*	W, 2-1
5/10/12	vs. Tennessee!	L, 2-1
5/18/12	vs. Houston @	L, 2-1
5/19/12	vs. Texas @	L, 6-1

- Tiger Invitational (Auburn, Ala.)
 \$ - SEC/ACC/Big 12 Challenge (Auburn, Ala.)
 % - Florida Atlantic Tournament (Boca Raton, Fla.)
 ^ - Diamond 9 Citrus Classic (Orlando, Fla.)
 & - War Eagle Classic (Auburn, Ala.)
 * - Southeastern Conference Game
 ! - SEC Tournament Game (Tuscaloosa, Ala.)
 @ - NCAA Tournament Regional Game (Austin, Texas)

3/20/11	vs. SOUTH CAROLINA*	W, 3-2 (9)
3/23/11	at South Alabama	W, 3-1
3/25/11	vs. OLE MISS*	W, 4-1
3/26/11	vs. OLE MISS*	L, 2-1
3/27/11	vs. OLE MISS*	W, 8-0 (5)
4/1/11	at Tennessee*	L, 2-1 (10)
4/2/11	at Tennessee*	W, 9-1
4/3/11	at Tennessee*	L, 8-0 (6)
4/6/11	vs. MERCER	L, 3-0
	vs. MERCER	W, 5-0
4/8/11	at Mississippi St.*	L, 4-3
4/9/11	at Mississippi St.*	W, 5-3
4/10/11	at Mississippi St.*	W, 5-4 (8)
4/15/11	vs. FLORIDA*	Postponed
4/16/11	vs. FLORIDA*	L, 14-4
	vs. FLORIDA*	L, 8-2
4/17/11	vs. FLORIDA*	L, 13-4 (6)
4/20/11	vs. LSU*	L, 7-3
	vs. LSU*	L, 1-0
4/23/11	vs. MISSISSIPPI VALLEY ST.	W, 11-3 (6)
	vs. MISSISSIPPI VALLEY ST.	W, 14-1 (5)
4/29/11	vs. GEORGIA*	L, 6-1
4/30/11	vs. GEORGIA*	W, 3-1
5/1/11	vs. GEORGIA*	W, 3-2
5/6/11	at Kentucky*	W, 5-3 (8)
5/7/11	at Kentucky*	L, 10-2 (6)
5/8/11	at Kentucky*	W, 2-1
5/12/11	vs. Florida!	W, 6-2
5/13/11	vs. Tennessee!	L, 2-1
5/19/11	vs. BYU &	L, 2-1
5/20/11	vs. Portland State &	W, 2-1
	vs. BYU &	L, 4-3

- All Alabama Classic (Birmingham, Ala.)
 \$ - Tiger Invitational (Auburn, Ala.)
 % - War Eagle Classic (Auburn, Ala.)
 ^ - Oklahoma Classic (Norman, Okla., Oklahoma City, Okla., Stillwater, Okla.)
 * - Southeastern Conference Game
 ! - SEC Tournament Game (Oxford, Miss.)
 & - NCAA Regional Game (Seattle, Wash.)

	vs. TENNESSEE TECH ^	W, 9-1
3/6/10	vs. GARDNER-WEBB ^	W, 8-0 (5)
3/7/10	vs. VALPARAISO ^	W, 6-3 (9)
3/13/10	vs. KENTUCKY*	W, 3-2
3/14/10	vs. KENTUCKY*	L, 5-3
3/15/10	vs. KENTUCKY*	W, 1-0 (9)
3/17/10	at Florida*	L, 7-0
	at Florida*	L, 5-4
3/18/10	at Florida State	W, 1-0 (9)
3/20/10	at LSU	L, 7-0
	at LSU	L, 4-3
3/21/10	at LSU*	L, 4-0
3/27/10	at South Carolina*	W, 4-1
	at South Carolina*	W, 5-3
3/28/10	at South Carolina*	W, 11-3 (5)
3/31/10	vs. TROY	W, 3-1
4/2/10	vs. ALABAMA*	L, 5-1
4/3/10	vs. ALABAMA*	L, 9-1
	vs. ALABAMA*	L, 10-2
4/7/10	vs. SAMFORD	W, 13-0 (5)
4/10/10	vs. TENNESSEE*	W, 2-1
	vs. TENNESSEE*	L, 2-1
4/11/10	vs. TENNESSEE*	L, 5-3
4/13/10	at Mercer	W, 4-0
4/17/10	at Georgia*	L, 7-0
	at Georgia*	L, 7-5
4/18/10	at Georgia*	L, 1-0
4/21/10	vs. MISSISSIPPI STATE*	L, 3-2
	vs. MISSISSIPPI STATE*	L, 2-1
4/24/10	at Ole Miss*	W, 3-2
	at Ole Miss*	W, 3-0
4/25/10	at Ole Miss*	L, 6-5
4/27/10	vs. JACKSONVILLE STATE	W, 8-5
4/28/10	vs. MIDDLE TENN. STATE	W, 8-0 (5)
5/8/10	vs. ARKANSAS*	W, 4-3
	vs. ARKANSAS*	W, 3-2 (8)
5/9/10	vs. ARKANSAS*	W, 2-1
5/13/10	vs. Florida!	L, 9-1 (5)
5/21/10	vs. Oregon @	L, 1-0
5/22/10	vs. Jacksonville State @	W, 15-1
	vs. Georgia Tech @	L, 4-1


2011



40-19, 15-13 SEC
 SEC Tournament (3rd in West)
 NCAA Regional
 Head Coach: Tina Deese

DATE	OPPONENT	RESULTS
2/12/10	vs. Alabama State #	W, 12-1 (5)
	vs. Troy #	W, 2-1
2/13/10	vs. Jacksonville State #	W, 6-3
	vs. Samford #	W, 5-0
2/17/11	vs. MCNEESE STATE	W, 7-5
2/18/11	vs. SOUTHERN MISS \$	W, 3-0
	vs. CAMPBELL \$	W, 3-1
2/19/11	vs. WESTERN ILLINOIS \$	W, 8-1
2/20/11	vs. WESTERN CAROLINA \$	W, 7-2
2/23/11	vs. GEORGIA STATE	W, 4-2
2/25/11	vs. GEORGIA SOUTHERN %	W, 9-1 (5)
	vs. BELMONT %	W, 8-5
2/26/11	vs. MARSHALL %	W, 8-1
	vs. MURRAY STATE %	W, 14-2 (6)
2/27/11	vs. MIDDLE TENN. STATE %	W, 10-0 (5)
3/4/11	at Oklahoma ^	L, 6-0
3/5/11	vs. Illinois-Chicago ^	W, 3-2
	vs. Oklahoma State ^	W, 4-3
3/6/11	at Oklahoma State ^	L, 3-2
3/8/11	vs. CONNECTICUT	W, 8-0 (6)
	vs. FLORIDA STATE	W, 5-3
3/9/11	vs. PENN STATE	Cancelled
3/11/11	at Arkansas*	W, 5-1
3/12/11	at Arkansas*	W, 9-1 (6)
3/13/11	at Arkansas*	W, 2-0
3/16/11	at Alabama*	L, 6-1
	at Alabama*	L, 8-2
3/18/11	vs. SOUTH CAROLINA*	W, 9-1 (5)
3/19/11	vs. SOUTH CAROLINA*	W, 3-0

2010




31-26, 11-17 SEC
 SEC Tournament (3rd in West)
 NCAA Atlanta Regional
 Head Coach: Tina Deese

DATE	OPPONENT	RESULTS
2/11/10	vs. Washington #	L, 5-0
2/12/10	at Arizona State #	L, 14-2 (5)
2/13/10	vs. Texas Tech #	W, 6-1
	vs. Notre Dame #	W, 5-2
2/14/10	vs. Wisconsin #	W, 7-0
2/17/10	at Georgia State	L, 6-5 (8)
2/19/10	vs. OHIO \$	W, 6-0
2/20/10	vs. NEBRASKA \$	W, 2-1
	vs. CENTRAL MICHIGAN \$	W, 6-2
2/21/10	vs. SIUE \$	W, 7-0
2/26/10	vs. Kent State %	L, 1-0 (8)
	vs. Illinois State %	L, 5-4 (9)
2/27/10	vs. Virginia Tech %	W, 2-0
	vs. Southern Illinois %	L, 1-0
2/28/10	vs. N.C. State %	W, 2-1
3/5/10	vs. LOUISIANA TECH ^	W, 1-0

- Kajikawa Classic (Tempe, Ariz.)
 \$ - Tiger Invitational (Auburn, Ala.)
 % - NFCA Leadoff Classic (Columbus, Ga.)
 ^ - War Eagle Classic (Auburn, Ala.)
 * - Southeastern Conference Game
 ! - SEC Tournament Game (Knoxville, Tenn.)
 @ - NCAA Regional Game (Atlanta, Ga.)

2009



30-29, 9-19 SEC
 SEC Tournament (4th in West)
 NCAA Atlanta Regional
 Head Coach: Tina Deese


DATE	OPPONENT	RESULTS
2/5/09	vs. Evansville #	W, 4-0
2/6/09	vs. Jacksonville #	W, 5-0
	vs. Texas A&M-CC #	W, 2-0
2/7/09	vs. FIU #	W, 2-1 (9)
	vs. North Carolina #	W, 6-5
2/8/09	vs. Louisville #	L, 5-3
2/10/09	at Jacksonville State	W, 5-2
2/11/09	vs. GEORGIA STATE	W, 6-0



2/13/09	vs. EASTERN KENTUCKY \$	W, 7-1
	vs. UMKC \$	W, 11-3
2/14/09	vs. WESTERN KENTUCKY \$	W, 5-3 (8)
2/15/09	vs. MOREHEAD STATE \$	W, 2-0
2/17/09	at Troy	W, 3-2 (9)
2/20/09	vs. WINTHROP %	W, 1-0
	vs. MIDDLE TENNESSEE %	W, 4-0
2/21/09	vs. AUSTIN PEAY %	W, 5-0
2/22/09	vs. PURDUE %	L, 3-1
2/27/09	vs. Nevada ^	L, 5-1
	vs. Cal ^	W, 4-1
2/28/09	vs. Cal-Poly ^	L, 6-0
	vs. Indiana ^	W, 2-1
3/1/09	vs. Cal State-Fullerton ^	W, 6-1
3/3/09	vs. MERCER	L, 7-6 (9)
	vs. MERCER	L, 1-0
3/7/09	vs. OLE MISS*	W, 9-8 (13)
	vs. OLE MISS*	W, 4-3
3/8/09	vs. OLE MISS*	W, 8-5
3/14/09	at Kentucky*	L, 4-3
	at Kentucky*	L, 8-0 (5)
3/15/09	at Kentucky*	L, 8-0 (5)
3/17/09	at Lipscomb	W, 5-1
3/18/09	at Tennessee State	W, 10-0 (5)
	vs. Alabama State	W, 4-0
3/28/09	vs. SOUTH CAROLINA*	W, 3-2
3/29/09	vs. SOUTH CAROLINA*	W, 12-4 (6)
	vs. SOUTH CAROLINA*	L, 5-0
4/1/09	vs. FLORIDA*	L, 3-0
	vs. FLORIDA*	L, 7-1
4/4/09	at Arkansas*	W, 4-3 (8)
	at Arkansas*	L, 4-2
4/5/09	at Arkansas*	W, 5-4
4/10/09	at Tennessee*	L, 5-2
4/11/09	at Tennessee*	L, 2-1 (11)
	at Tennessee*	L, 3-2
4/14/09	vs. SOUTH ALABAMA	L, 3-1 (10)
4/18/09	vs. GEORGIA*	L, 7-2
	vs. GEORGIA*	L, 10-0
4/19/09	vs. GEORGIA*	L, 12-6
4/22/09	at Mississippi State*	L, 2-1 (10)
	at Mississippi State*	W, 8-3
4/25/09	at Alabama*	L, 8-0 (6)
	at Alabama*	L, 4-2 (8)
4/26/09	at Alabama*	L, 6-0
5/2/09	vs. LSU*	L, 3-2
	vs. LSU*	W, 6-1
5/3/09	vs. LSU*	L, 4-1
5/6/09	vs. Florida!	L, 3-0
5/15/09	vs. Iowa @	W, 1-0
5/16/09	vs. Georgia Tech @	L, 4-1
5/17/09	vs. Boston Univ. @	L, 5-0

- FIU Tournament (Miami, Fla.)
 \$ - Tiger Invitational (Auburn, Ala.)
 % - War Eagle Classic (Auburn, Ala.)
 ^ - DeMarini Invitational (Fullerton, Calif.)
 * - Southeastern Conference Game
 ! - SEC Tournament Game (Knoxville, Tenn.)
 @ - NCAA Regional Game (Atlanta, Ga.)

2008



38-22, 13-14 SEC
 SEC Tournament (3rd in West)
 NCAA College Station Regional
 Head Coach: Tina Deese

DATE	OPPONENT	RESULTS
2/15	vs. EVANSVILLE #	W, 4-0
	vs. MCNEESE STATE #	W, 7-6
2/16	vs. GARDNER WEBB #	W, 2-1
	vs. MARSHALL #	W, 7-2
2/17	vs. FURMAN #	W, 5-0
2/20	at South Alabama	W, 4-3
2/22	at Central Florida \$	W, 1-0
	vs. George Mason \$	W, 3-1
2/23	vs. Drake \$	W, 1-0 (9)
2/24	vs. #12 Michigan \$	L, 9-0 (5)
	vs. B'ham Southern \$	W, 8-0
2/26	at Alabama A&M	W, 4-0
	at Alabama A&M	W, 6-0
2/29	vs. Georgia Tech %	W, 3-2
	vs. Winthrop %	L, 1-0
3/1	vs. Charlotte %	W, 4-0
	vs. Massachusetts %	L, 6-3
3/2	vs. Syracuse %	W, 6-0
3/5	at Samford	W, 7-3
3/7	vs. BOWLING GREEN ^	W, 3-1
	vs. GEORGIA SOUTHERN ^	W, 3-0
3/9	vs. TENNESSEE TECH ^	W, 2-0
	vs. LIPSCOMB ^	W, 6-1
3/11	vs. #15 MISSISSIPPI ST.*	L, 8-3
	vs. #15 MISSISSIPPI ST.*	W, 5-4 (9)
3/12	vs. #15 MISSISSIPPI ST.*	W, 8-0 (5)
3/15	at Ole Miss*	W, 3-1
	at Ole Miss*	W, 5-0
3/16	at Ole Miss*	W, 3-2 (11)
3/18	vs. ARKANSAS*	W, 9-6
	vs. ARKANSAS*	W, 5-3
3/21	at #10 LSU*	L, 8-1
	at #10 LSU*	L, 5-3 (10)
3/22	at #10 LSU*	L, 10-0 (6)
3/25	at Mercer	L, 1-0
	at Mercer	W, 10-0 (5)
3/29	vs. #9 TENNESSEE*	L, 8-4
	vs. #9 TENNESSEE*	W, 1-0
3/30	vs. #9 TENNESSEE*	W, 2-1 (8)
4/2	vs. JACKSONVILLE ST.	W, 8-0 (6)
4/6	at South Carolina*	L, 2-0
	at South Carolina*	L, 3-2
4/9	at Georgia State	W, 1-0
	at Georgia State	W, 3-0
4/12	vs. #2 ALABAMA*	L, 5-4 (8)
	vs. #2 ALABAMA*	L, 12-1
4/13	vs. #2 ALABAMA*	L, 4-2
4/16	at #21 Georgia*	L, 3-2
	at #21 Georgia*	W, 2-1
4/23	vs. TROY	L, 3-0
4/26	at #1 Florida*	L, 3-1
	at #1 Florida*	L, 7-2
4/27	at #1 Florida*	L, 10-1 (5)
5/3	vs. KENTUCKY*	W, 14-1 (5)
	vs. KENTUCKY*	W, 3-2
5/4	vs. KENTUCKY*	W, 5-4
5/8	(5) at #15 LSU!	L, 4-0
5/16	(6) vs. La. Tech @	L, 1-0 (12)
5/17	(6) vs. Stephen F. Austin @	W, 2-0
	(6) vs. La. Tech @	L, 2-1

- Tiger Invitational (Auburn, Ala.)
 \$ - UCF Tournament (Orlando, Fla.)
 % - NFCA Leadoff Classic (Columbus, Ga.)
 ^ - War Eagle Classic (Auburn, Ala.)
 * - Southeastern Conference Game
 ! - SEC Tournament Game (Baton Rouge, La.)
 @ - NCAA Regional Game (College Station, Texas)

2007



26-30, 10-18 SEC
 5th in SEC West
 Head Coach: Tina Deese

DATE	OPPONENT	RESULTS
2/8	vs. DePaul #	L, 7-0
	vs. #15 Nebraska #	L, 1-0 (8)
2/9	vs. Portland State #	W, 2-0
	at Hawaii #	L, 2-1
2/10	vs. DePaul #	L, 5-4 (8)
2/11	vs. #15 Nebraska #	L, 1-0
2/14	vs. GEORGIA STATE	W, 8-0 (6)
2/16	vs. TENNESSEE TECH \$	W, 6-3
	vs. NOTRE DAME \$	L, 3-2
2/17	vs. VIRGINIA TECH \$	L, 1-0
	vs. TULSA \$	W, 9-1 (6)
2/18	vs. UAB \$	W, 5-1
2/23	vs. North Carolina %	W, 3-0 (8)
	vs. # 13 Michigan %	L, 5-1 (8)
2/24	vs. Southern Illinois %	L, 3-2 (9)
	vs. Hofstra %	W, 4-2
2/27	at Jacksonville State	W, 1-0
3/2	vs. Utah ^	W, 9-1 (5)
	at South Florida ^	W, 9-0 (6)
3/3	vs. Central Michigan ^	L, 2-1
3/4	vs. Maryland ^	L, 5-4
	vs. New Mexico State ^	W, 4-2
3/7	at Troy	L, 3-1
3/10	at Kentucky*	W, 10-1 (5)
	at Kentucky*	W, 9-4 (8)
3/11	at Kentucky*	L, 2-1
3/14	vs. GEORGIA*	L, 4-0
	vs. GEORGIA*	L, 5-2
3/17	vs. OLE MISS*	L, 4-2
	vs. OLE MISS*	L, 3-2
3/18	vs. OLE MISS*	W, 3-1
3/24	at Mississippi State*	L, 1-3
	at Mississippi State*	L, 1-4
3/25	at Mississippi State*	W, 2-1
3/27	at Arkansas*	W, 5-0
	at Arkansas*	W, 3-2
3/31	vs. #6 LSU*	L, 9-0 (5)
	vs. #6 LSU*	L, 4-1
4/1	vs. #6 LSU*	L, 5-2
4/4	vs. FLORIDA ATLANTIC	W, 4-3
4/6	at #3 Alabama*	L, 10-0 (5)
	at #3 Alabama*	L, 5-3
4/7	at #3 Alabama*	L, 12-4 (5)
4/10	vs. SOUTH ALABAMA	W, 3-0
4/14	vs. FLORIDA*	L, 3-0
4/15	vs. FLORIDA*	W, 6-5
	vs. FLORIDA*	L, 2-0 (8)
4/18	vs. ALABAMA A&M	W, 9-1 (5)
	vs. ALABAMA A&M	W, 17-0 (5)
4/21	at #1 Tennessee*	L, 10-0 (5)
	at #1 Tennessee*	L, 2-1 (8)
4/22	at #1 Tennessee*	L, 5-1
4/28	vs. SOUTH CAROLINA*	W, 8-0 (5)
	vs. SOUTH CAROLINA*	W, 1-0
4/29	vs. SOUTH CAROLINA*	W, 3-0
5/6	vs. FLORIDA STATE	W, 7-2

- Oceanic Time Warner Cable Hawaii Paradise Classic (Honolulu, Hawaii)



§ - Tiger Invitational (Auburn, Ala.)
 % - NFCA Leadoff Classic (Columbus, Ga.)
 ^ - USF Louisville Slugger Tournament (Tampa, Fla.)
 * - Southeastern Conference Game

2006




36-22, 21-8 SEC
 SEC Tournament (2nd in West)
 NCAA Tucson Regional
 Head Coach: Tina Deese

DATE	OPPONENT	RESULTS
2/10	vs. MINNESOTA #	W, 7-0
	vs. MIAMI (OHIO) #	W, 15-1 (5)
2/11	vs. EVANSVILLE #	W, 12-7
	vs. NC STATE #	W, 2-0
2/12	vs. CENTENARY #	L, 9-6
2/14	at Georgia State	W, 3-2 (9)
2/17	vs. MIDDLE TENNESSEE §	W, 5-2
	vs. JACKSONVILLE ST. §	W, 7-1
2/18	vs. MERCER §	W, 19-0 (5)
2/19	vs. LIPSCOMB §	W, 10-0 (5)
2/21	at UAB	W, 8-0
2/24	vs. No. 16 Arizona St. %	L, 1-0 (8)
	vs. No. 24 Missouri %	W, 2-0
2/28	vs. No. 7 MICHIGAN	L, 1-0
3/1	=vs. Southern Miss.	W, 4-1
3/4	vs. Boston College ^	W, 10-2 (6)
	at Florida Atlantic ^	W, 4-1
3/5	vs. Boston College ^	W, 9-3
	at Florida Atlantic ^	L, 5-3
3/8	vs. SAMFORD	W, 1-0
3/11	vs. KENTUCKY*	W, 2-1
	vs. KENTUCKY*	W, 3-0
3/12	vs. KENTUCKY*	W, 7-6 (8)
3/14	vs. TROY	W, 4-3
3/18	at No. 2 Tennessee*	L, 2-0
	at No. 2 Tennessee*	W, 3-1
3/19	at No. 2 Tennessee*	L, 8-0 (5)
3/25	vs. No. 11 GEORGIA*	L, 4-1
	vs. No. 11 GEORGIA*	L, 8-5
3/26	vs. No. 11 GEORGIA*	W, 6-2
3/28	at Florida*	W, 2-1
	at Florida*	L, 5-4 (9)
3/29	at Florida*	L, 5-0
3/30	at Florida State	W, 7-2
4/4	+vs. Tennessee Tech	W, 4-0
4/8	at No. 11 LSU*	L, 4-0
	at No. 11 LSU*	L, 6-5
4/9	at No. 11 LSU*	W, 1-0
4/14	vs. MISSISSIPPI STATE	W, 4-1
4/15	vs. MISSISSIPPI STATE	W, 6-5
	vs. MISSISSIPPI STATE	W, 5-3
4/22	at Arkansas*	W, 5-4
	at Arkansas*	L, 2-0
4/23	at Arkansas*	W, 2-1
4/25	vs. No. 4 ALABAMA*	L, 9-1 (5)
	vs. No. 4 ALABAMA*	W, 4-2
4/26	vs. No. 4 ALABAMA*	L, 9-0 (6)
4/29	at South Carolina*	L, 5-2
	at South Carolina*	W, 4-0
4/30	at South Carolina*	L, 7-1
5/6	vs. OLE MISS*	W, 2-0
	vs. OLE MISS*	L, 5-4
5/7	vs. OLE MISS*	L, 6-5

5/11	vs. No. 11 LSU!	L, 4-1
5/18	vs. Ohio State @	L, 1-0 (10)
5/19	vs. Marist @	W, 14-0 (5)
5/20	at Arizona @	L, 4-2

- Tiger Invitational (Auburn, Ala.)
 § - War Eagle Classic (Auburn, Ala.)
 % - NFCA Leadoff Classic (Columbus, Ga.)
 ^ - Florida Atlantic Tournament (Boca Raton, Fla.)
 * - Southeastern Conference Game
 ! - SEC Tournament game (Athens, Ga.)
 @ - NCAA Regional Game (Tucson, Ariz.)
 + - Game played in Pensacola, Fla.
 = - Game played in Huntsville, Ala.

2005



50-18, 21-8 SEC
 SEC Tournament (2nd in West)
 NCAA Auburn Regional
 Head Coach: Tina Deese

DATE	OPPONENT	RESULTS
2/4	vs. No. 21 USF #	W, 6-4
	vs. Illinois State #	L, 3-2 (8)
2/5	vs. Kentucky #	W, 9-1
	vs. Florida Intl. #	W, 6-1
2/6	vs. Florida Intl.#	L, 4-0
2/9	vs. ALABAMA STATE	W, 19-2
2/11	vs. C. OF CHARLESTON §	W, 9-0
	vs. MARSHALL §	W, 8-0
2/12	vs. NW STATE §	L, 2-0
	vs. C. OF CHARLESTON §	W, 2-1
2/13	vs. MARSHALL §	W, 8-0
2/16	vs. UAB	W, 14-0
2/18	vs. GARDNER-WEBB %	W, 4-0
	vs. BOSTON COLLEGE %	L, 4-2
2/19	vs. AUSTIN PEAY %	W, 6-0
	vs. BIRM.-SOUTHERN %	W, 8-2
2/20	vs. GARDNER-WEBB %	W, 3-0
	vs. BOSTON COLLEGE %	W, 7-6
2/25	vs. Sacramento State ^	W, 2-1
	vs. Texas Tech ^	W, 4-1
2/26	vs. UC Davis ^	W, 3-0
	vs. No. 4 Stanford ^	L, 9-0
2/27	vs. UAB ^	W, 8-1
3/2	at Troy	W, 3-2
3/4	vs. M. Tennessee St. +	W, 13-1
	vs. M. Tennessee St. +	W, 7-0
3/5	vs. Georgia Southern +	W, 10-0
	vs. Iowa +	W, 2-1
3/6	vs. Iowa +	L, 16-1
3/12	vs. ARKANSAS*	W, 4-0
	vs. ARKANSAS*	W, 10-1
3/13	vs. ARKANSAS*	W, 10-2
3/19	at Ole Miss*	L, 2-0
	at Ole Miss*	W, 4-0
3/20	at Ole Miss*	W, 4-3
3/22	at No. 9 Alabama*	W, 4-2
3/23	at No. 9 Alabama*	L, 6-4
	at No. 9 Alabama*	L, 4-3
3/26	vs. SOUTH CAROLINA*	W, 10-8
	vs. SOUTH CAROLINA*	W, 11-2
3/29	vs. GEORGIA STATE	W, 4-2
3/30	at Jacksonville State	W, 7-2
4/2	at Mississippi State*	W, 10-2

	at Mississippi State*	L, 4-3
4/3	at Mississippi State*	W, 6-4
4/9	vs. No. 4 TENNESSEE*	L, 5-0
4/10	vs. No. 4 TENNESSEE*	W, 6-1
4/16	at No. 11 Georgia*	L, 5-4
4/16	at No. 11 Georgia*	L, 4-3 (8)
4/17	at No. 11 Georgia*	W, 8-4
4/23	vs. LSU*	W, 7-4
	vs. LSU*	W, 8-0
4/24	vs. LSU*	W, 2-0
4/26	vs. No. 16 FLORIDA*	W, 5-3
	vs. No. 16 FLORIDA*	W, 6-4
4/27	vs. No. 16 FLORIDA*	W, 6-5
4/30	at Kentucky*	L, 5-2
	at Kentucky*	W, 8-0
5/1	at Kentucky*	W, 10-0
5/12	vs. South Carolina!	W, 8-0
5/13	vs. No. 9 Alabama!	L, 9-5
5/14	vs. No. 8 Georgia!	L, 7-3
5/20	vs. Florida State @	L, 5-0
5/21	vs. Florida A&M @	W, 11-2
	vs. Florida State @	L, 2-0

- Diamond Sports Fun and Sun Classic (Miami, Fla.)
 § - Tiger Invitational (Auburn, Ala.)
 % - War Eagle Classic (Auburn, Ala.)
 ^ - Stanford Invitational (Palo Alto, Calif.)
 + - Buzz Classic (Marietta, Ga.)
 * - Southeastern Conference Game
 ! - SEC Tournament game (Gainesville, Fla.)
 @ - NCAA Regional game (Auburn, Ala.)

2004



42-18, 19-10 SEC
 SEC Tournament (2nd in West)
 NCAA Stanford Regional
 Head Coach: Tina Deese

DATE	OPPONENT	RESULTS
1/30	vs. Florida A&M #	W, 6-1
	vs. Illinois State #	W, 2-0
2/6	vs. Northwestern St. §	W, 2-0
	vs. North Texas §	W, 7-2
2/7	vs. Wichita State §	W, 15-0
	vs. Baylor §	L, 2-0
2/8	vs. Pacific §	L, 2-1
2/11	at Alabama State	W, 13-0
2/13	vs. EVANSVILLE %	W, 7-0
	vs. AUSTIN PEAY %	W, 6-2
2/14	vs. FURMAN %	W, 9-1
	vs. FURMAN %	W, 3-1
2/15	vs. EVANSVILLE %	W, 8-0
2/17	at UAB	W, 4-3
2/20	vs. CSU-Northridge ^	L, 3-2
	vs. Sacramento State ^	W, 6-2
2/21	vs. San Diego State ^	W, 1-0
2/24	vs. SAMFORD	W, 4-0
2/28	at B'ham-Southern	W, 6-0
	at B'ham-Southern	W, 3-1
3/2	vs. TROY STATE	W, 2-0
3/13	at Arkansas*	W, 1-0
3/14	at Arkansas*	W, 9-0
	at Arkansas*	W, 3-0
3/20	vs. OLE MISS*	W, 5-0
	vs. OLE MISS*	W, 9-0
3/21	vs. OLE MISS*	L, 3-1
3/27	at No. 15 South Carolina*	W, 1-0
	at No. 15 South Carolina*	W, 5-1
3/28	at No. 15 South Carolina*	W, 6-5



3/30	at No. 19 Florida*	L, 2-1
	at No. 19 Florida*	L, 3-0
3/31	at No. 13 Florida*	L, 11-3
4/2	vs. MISSISSIPPI ST.*	W, 3-2
4/3	vs. MISSISSIPPI ST.*	W, 7-3
	vs. MISSISSIPPI ST.*	L, 3-2
4/7	at Troy State	W, 1-0
4/9	at No. 12 Tennessee*	L, 3-0
	at No. 12 Tennessee*	W, 6-1
4/10	at No. 12 Tennessee*	L, 4-0
4/17	vs. No. 7 GEORGIA*	W, 1-0
	vs. No. 7 GEORGIA*	L, 5-3
4/18	vs. No. 7 GEORGIA*	W, 4-2
4/20	vs. No. 13 ALABAMA*	W, 4-0
	vs. No. 13 ALABAMA*	W, 3-2
4/21	vs. No. 14 ALABAMA*	L, 6-3
4/24	at No. 6 LSU*	W, 2-1
	at No. 6 LSU*	L, 11-0
5/1	vs. KENTUCKY*	W, 6-1
	vs. KENTUCKY*	W, 1-0
5/2	vs. KENTUCKY*	W, 6-0
5/3	vs. No. 2 FLORIDA ST.	W, 1-0
	vs. No. 2 FLORIDA ST.	L, 4-0
5/13	vs. No. 15 Alabama!	L, 7-1
5/14	vs. South Carolina!	W, 2-0
5/15	vs. Mississippi State!	W, 4-3
	vs. No. 3 LSU!	W, 2-0
5/16	vs. No. 3 LSU!	L, 1-0
5/20	vs. Hofstra @	L, 1-0
	vs. No. 16 Fresno St. @	L, 3-1 (10)

- # - Diamond Sports Fun and Sun Classic (Miami, Fla.)
- \$ - Getteman Classic (Waco, Texas)
- % - Tiger Invitational (Auburn, Ala.)
- ^ - Campbell/Cartier Classic (San Diego, Calif.)
- * - Southeastern Conference Game
- ! - SEC Tournament Game (Tuscaloosa, Ala.)
- @ - NCAA Regional Game (Stanford, Calif.)

2003



26-31, 13-16 SEC
SEC Tournament (3rd in West)
Head Coach: Tina Deese

DATE	OPPONENT	RESULTS
1/31	vs. Northwestern #	L, 6-1
	vs. Florida Atlantic #	W, 5-3
2/1	vs. No. 2 Arizona #	L, 6-0
	vs. SoutJ5t5ch Florida #	L, 6-4
2/2	vs. Sam Houston St. #	W, 6-5
2/4	at No. 9 Florida State	L, 8-0
	at No. 9 Florida State	L, 3-2
2/7	vs. MERCER \$	W, 9-2
	vs. UT-CHATTANOOGA \$	W, 4-1
2/8	vs. MISSOURI \$	L, 8-3
	vs. MERCER \$	W, 3-0
2/9	vs. MISSOURI \$	W, 3-2
2/11	at Samford	L, 1-0
2/14	vs. Southeastern La. %	W, 3-2
2/16	vs. Tulsa %	L, 5-0
	vs. UL-Lafayette %	L, 9-1
2/18	at Troy State	L, 4-3
2/21	vs. Wright State ^	W, 8-0
	vs. Lipscomb ^	L, 1-0
2/22	at Mercer ^	W, 5-4
2/23	vs. B'ham-Southern ^	W, 16-0
	vs. Alabama A&M ^	W, 12-1
2/25	vs. UAB	L, 4-0

3/4	vs. FLORIDA*	L, 4-0
	vs. FLORIDA*	L, 9-1
3/5	vs. FLORIDA*	W, 3-0
3/8	at No. 10 Georgia*	L, 7-1
	at No. 10 Georgia*	L, 10-0
3/9	at No. 10 Georgia*	L, 9-4
3/15	vs. ARKANSAS*	L, 4-1
3/16	vs. ARKANSAS*	W, 2-0
	vs. ARKANSAS*	W, 3-2
3/22	at Ole Miss*	W, 3-0
	at Ole Miss*	W, 2-0
3/23	at Ole Miss*	W, 4-0
3/26	at UAB	W, 5-2
3/29	vs. No. 15 S. CAROLINA*	L, 12-1
	vs. No. 15 S. CAROLINA*	W, 2-1
3/30	vs. No. 15 S. CAROLINA*	L, 4-0
4/2	at No. 18 Alabama*	L, 2-1
	at No. 18 Alabama*	L, 4-0
4/3	at No. 18 Alabama*	L, 4-0
4/5	at Mississippi State*	W, 7-3
	at Mississippi State*	L, 7-1
4/12	vs. TENNESSEE*	L, 2-0
	vs. TENNESSEE*	W, 1-0
4/13	vs. TENNESSEE*	W, 4-1
4/18	at Kentucky*	W, 9-1
	at Kentucky*	W, 5-4
4/19	at Kentucky*	W, 1-0
4/23	vs. GEORGIA TECH	W, 1-0
4/26	vs. No. 11 LSU*	L, 2-0
	vs. No. 11 LSU*	L, 5-4
4/27	vs. No. 11 LSU*	L, 10-1
5/2	at Georgia Tech	L, 2-0
5/8	vs. No. 16 Alabama!	L, 4-0
5/9	vs. Tennessee!	L, 4-3 (9)

- # - USF/Louisville Slugger Tournament (Tampa, Fla.)
- \$ - Tiger Invitational (Auburn, Ala.)
- % - Mardi Gras Tournament (Monroe, La.)
- ^ - Holiday Inn Invitational (Macon, Ga.)
- * - Southeastern Conference Game
- ! - SEC Tournament Game (Plant City, Fla.)

2002



37-28, 15-15 SEC
SEC Tournament (3rd in West)
NCAA Tallahassee Regional
Head Coach: Tina Deese

DATE	OPPONENT	RESULTS
2/1	vs. AUSTIN PEAY #	W, 12-0
	vs. SOUTHEASTERN LA. #	W, 2-1 (8)
2/2	vs. CHARLESTON SOU. #	W, 8-0
	vs. MERCER #	W, 7-0
2/3	vs. SOUTHEASTERN LA. #	W, 1-0
	vs. MERCER #	W, 5-1
2/9	at Mercer	W, 3-2
	at Mercer	W, 7-3
2/15	vs. No. 25 S. Florida \$	W, 7-2
	vs. Notre Dame \$	L, 3-2 (10)
2/16	at No. 1 Arizona \$	L, 4-0
	vs. New Mexico St. \$	W, 2-0
2/19	vs. SAMFORD	W, 4-3
	vs. SAMFORD	W, 9-1
3/1	vs. No. 7 Oklahoma %	L, 6-2
	at Florida Int'l %	W, 3-1

3/2	vs. No. 20 Florida Atl. %	L, 4-1
	vs. Wichita State %	W, 4-2
3/3	at Florida Int'l %	W, 5-3
3/6	vs. TROY STATE	W, 4-0
3/8	vs. M. Tennessee ^	L, 9-3
	vs. Iowa State ^	L, 4-3
3/9	at No. 20 Florida State ^	L, 5-4
	vs. UMKC ^	W, 4-2
3/10	vs. Providence ^	W, 9-0
	vs. M. Tennessee ^	W, 6-0
3/13	vs. BALL STATE	W, 9-0
3/16	vs. No. 21 GEORGIA*	L, 5-3
	vs. No. 21 GEORGIA*	L, 12-2
3/17	vs. No. 21 GEORGIA*	L, 8-1
3/19	vs. GEORGIA TECH	L, 9-1
	vs. GEORGIA TECH	L, 2-1
3/23	at Arkansas*	L, 6-3
	at Arkansas*	L, 4-0
3/24	at Arkansas*	L, 3-2
3/26	at Florida*	W, 8-3
	at Florida*	W, 3-2
3/27	at Florida*	L, 8-0
3/30	vs. OLE MISS*	W, 4-0
	vs. OLE MISS*	W, 3-0
3/31	vs. OLE MISS*	W, 4-0
4/6	at South Carolina*	L, 4-2
	at South Carolina*	L, 3-1
4/7	at South Carolina*	L, 3-2
4/13	vs. MISSISSIPPI ST.*	L, 2-1
	vs. MISSISSIPPI ST.*	W, 6-4
4/14	vs. MISSISSIPPI ST.*	L, 3-1
4/20	at Tennessee*	L, 9-6
	at Tennessee*	W, 9-0
4/21	at Tennessee*	W, 8-0
4/22	at Middle Tennessee	W, 10-4 (8)
4/27	vs. KENTUCKY*	L, 8-5
	vs. KENTUCKY*	W, 6-1
4/28	vs. KENTUCKY*	W, 17-1
5/1	at No. 3 LSU*	L, 8-0
	at No. 3 LSU*	W, 2-1
5/2	at No. 3 LSU*	L, 5-0
5/4	vs. No. 15 ALABAMA*	W, 3-1
	vs. No. 15 ALABAMA*	W, 6-4
5/5	vs. No. 15 ALABAMA*	W, 3-2
5/9	vs. No. 25 Georgia!	L, 4-3
5/10	vs. Florida!	W, 7-1
5/11	vs. No. 18 Alabama!	L, 5-4
5/16	at No. 21 Florida State @	L, 2-1
5/17	vs. No. 12 Florida Atl. @	L, 4-2

- # - Tiger Invitational (Auburn, Ala.)
- \$ - Arizona Pepsi Classic (Tucson, Ariz.)
- % - Golden Panther Invitational (Miami, Fla.)
- ^ - Seminole Invitational (Tallahassee, Fla.)
- * - Southeastern Conference Game
- ! - SEC Tournament Game (Chattanooga, Tenn.)
- @ - NCAA Regional Game (Tallahassee, Fla.)

2001



31-32, 10-20 SEC
SEC Tournament (5th in West)
Head Coach: Tina Deese

DATE	OPPONENT	RESULTS
2/7	at Samford	W, 2-1



	at Samford	W, 9-1
2/9	vs. PURDUE #	W, 7-2
	vs. SYRACUSE #	W, 7-0
2/10	vs. OHIO STATE #	W, 3-2
	vs. NORTHERN ILLINOIS #	W, 7-2
2/11	vs. OHIO STATE #	L, 4-0 (9)
2/15	vs. UCSB \$	W, 3-2
	vs. Hawaii \$	W, 3-2
2/16	vs. Centenary \$	W, 15-1
	vs. No. 14 CS-Full. \$	L, 4-3 (10)
2/17	vs. Hawaii \$	L, 5-0
	vs. Centenary \$	W, 8-2
2/18	vs. UCSB \$	L, 5-0
2/22	at UCSB	W, 2-1
2/23	vs. Utah %	L, 4-3
	vs. No. 21 Texas A&M %	L, 4-3
3/6	vs. BALL STATE	L, 2-1
	vs. BALL STATE	W, 3-0
3/9	vs. UAB ^	W, 6-2
	vs. Alabama A&M ^	W, 18-2
3/10	vs. Ball State ^	W, 8-3
	vs. Austin Peay ^	W, 10-2
	vs. Samford ^	L, 3-2
3/11	vs. Ball State ^	W, 9-1
	vs. Samford ^	L, 3-2
3/14	at Troy State	L, 3-1
3/17	at Georgia*	W, 4-0
	at Georgia*	L, 1-0
3/18	at Georgia*	W, 8-2
3/24	vs. ARKANSAS*	L, 6-0
	vs. ARKANSAS*	L, 5-2
3/25	vs. ARKANSAS*	L, 4-3
3/31	at Ole Miss*	W, 4-0
	at Ole Miss*	W, 13-7 (10)
4/1	at Ole Miss*	L, 2-3
4/4	vs. FLORIDA*	W, 9-1
	vs. FLORIDA*	L, 9-3 (8)
4/5	vs. FLORIDA*	W, 6-5
4/7	vs. No. 19 S. CAROLINA*	L, 5-3 (10)
	vs. No. 19 S. CAROLINA*	L, 10-0
4/8	vs. No. 19 S. CAROLINA*	L, 4-3
4/14	at Mississippi State*	L, 5-4
	at Mississippi State*	L, 7-2
4/15	at Mississippi State*	L, 4-3
4/18	at No. 7 Alabama*	L, 8-0
	at No. 7 Alabama*	L, 6-4
4/19	at No. 7 Alabama*	L, 5-1
4/21	vs. TENNESSEE*	L, 7-2
	vs. TENNESSEE*	W, 5-3
4/22	vs. TENNESSEE*	W, 12-1
4/25	vs. MERCER	W, 7-3
	vs. MERCER	W, 12-0
4/28	at Kentucky*	W, 6-3
	at Kentucky*	L, 8-5
4/29	at Kentucky*	L, 7-6
5/5	vs. No. 4 LSU*	L, 9-0
	vs. No. 4 LSU*	L, 6-3
5/6	vs. No. 4 LSU*	W, 7-3
5/10	vs. No. 3 LSU!	L, 6-0
5/11	vs. Florida!	W, 4-1
5/12	vs. No. 7 Alabama!	W, 5-3
	vs. No. 4 LSU!	L, 4-1

- Tiger Invitational (Auburn, Ala.)
 \$ - Chevron Paradise Classic (Honolulu, Hawaii)
 % - UCSB Tournament (Santa Barbara, Calif.)
 ^ - Samford Invitational (Birmingham, Ala.)
 * - Southeastern Conference game
 ! - SEC Tournament Game (Chattanooga, Tenn.)

2000



34-31, 10-19 SEC
 SEC Tournament (5th in West)
 Head Coach: Tina Deese

DATE	OPPONENT	RESULTS
2/8	vs. UAB	W, 7-3
2/11	vs. Oklahoma State #	W, 6-3
	vs. UT-San Antonio #	W, 5-0
	vs. Louisiana Tech #	W, 6-0
2/12	vs. Arkansas #	L, 7-4
	vs. Tulsa #	L, 3-2 (8)
2/15	vs. GEORGIA TECH	W, 3-1
2/18	vs. INDIANA STATE \$	W, 11-3
	vs. UAB \$	L, 5-4
2/19	vs. WICHITA STATE \$	W, 7-0
	vs. JACKSONVILLE ST. \$	W, 2-0
2/20	vs. WICHITA STATE \$	W, 7-3
	vs. JACKSONVILLE ST. \$	W, 6-0
2/22	vs. TROY STATE	W, 8-0
2/23	vs. SAMFORD	L, 1-0 (8)
	vs. SAMFORD	L, 4-3
2/25	vs. INDIANA %	W, 4-3
	vs. No. 9 MICHIGAN %	L, 10-3
2/26	vs. No. 22 S. CAROLINA %	W, 4-2
	vs. SOUTH FLORIDA %	L, 6-1 (9)
2/27	vs. KENT STATE %	L, 1-0
3/1	vs. LOUISIANA TECH	W, 4-3
	vs. LOUISIANA TECH	W, 3-0
3/4	vs. No. 18 S. CAROLINA*	L, 5-3
	vs. No. 18 S. CAROLINA*	W, 4-3
3/10	Creighton ^	W, 6-2
	Miami (Ohio) ^	W, 3-2
3/12	Akron ^	W, 4-1
	Indiana ^	W, 5-3
3/17	at No. 8 LSU*	L, 6-5
	at No. 8 LSU*	W, 2-1
3/18	at No. 8 LSU*	L, 9-1
	at No. 8 LSU*	L, 9-1
3/20	at Southeastern La.	W, 8-1
3/24	at Kentucky*	L, 4-3
	at Kentucky*	L, 10-6
3/25	at Tennessee*	L, 8-7 (9)
	at Tennessee*	W, 18-5
3/31	vs. No. 14 ALABAMA*	L, 9-0
	vs. No. 14 ALABAMA*	L, 4-1 (8)
4/1	vs. No. 14 ALABAMA*	L, 7-1
	vs. No. 14 ALABAMA*	L, 14-5
4/5	vs. MERCER	W, 11-2
	vs. MERCER	W, 11-3
4/7	at Arkansas*	L, 2-0
	at Arkansas*	L, 6-2
4/8	at Arkansas*	W, 3-1
	at Arkansas*	L, 4-2
4/11	at Georgia Tech	L, 4-3 (8)
4/14	at Florida*	W, 2-0
4/15	at Florida State	L, 7-0
	at Florida State	W, 5-4 (13)
4/18	at UAB	W, 7-3
4/21	vs. OLE MISS*	L, 2-1 (9)
	vs. OLE MISS*	W, 4-2
4/22	vs. OLE MISS*	W, 6-0
	vs. OLE MISS*	L, 6-2
4/28	vs. GEORGIA*	W, 3-2
4/28	vs. GEORGIA*	W, 7-5

4/30	vs. No. 21 MISSISSIPPI ST.*	L, 3-2
	vs. No. 21 MISSISSIPPI ST.*	L, 9-4
5/1	vs. No. 21 MISSISSIPPI ST.*	W, 5-2
	vs. No. 21 MISSISSIPPI ST.*	L, 10-2
5/11	vs. No. 7 LSU!	L, 8-0
5/12	vs. No. 22 Miss. State!	L, 9-3

- UTA Tournament (Grand Prairie, Texas)
 \$ - Tiger Invitational (Auburn, Ala.)
 % - War Eagle Classic (Auburn, Ala.)
 ^ - USF/Gladstone Tournament (Tampa, Fla.)
 * - Southeastern Conference game
 ! - SEC Tournament game (Columbus, Ga.)

1999



27-32-1, 11-19 SEC
 5th in SEC West
 Head Coach: Tina Deese

DATE	OPPONENT	RESULTS
2/14	vs. ALABAMA A&M	W, 23-0
	vs. ALABAMA A&M	W, 26-0
2/16	vs. GEORGIA STATE	L, 8-0
	vs. GEORGIA STATE	W, 8-0
2/19	vs. Penn State #	W, 7-3
	at Texas A&M #	L, 3-0
2/20	vs. Penn State #	W, 3-0
	vs. New Mexico #	L, 3-0
2/21	at Texas A&M #	W, 4-0
	vs. New Mexico #	L, 10-1
2/23	vs. No. 21 FLORIDA ST.	L, 4-2
	vs. No. 21 FLORIDA ST.	T, 0-0
2/26	(2) vs. M. Tennessee St. \$	W, 3-2
	(2) vs. Coastal Carolina \$	W, 10-1
2/27	(2) at Georgia Southern \$	L, 5-3
	(2) vs. Stetson \$	W, 4-0
2/28	(2) vs. M. Tennessee \$	W, 2-1
	(2) Coastal Carolina \$	W, 15-3
3/5	(3) vs. No. 9 Stanford %	L, 9-0
	(3) vs. No. 4 Washington %	L, 5-3
3/6	(3) vs. Portland State %	W, 8-0
	(3) vs. Pacific %	L, 6-2
3/7	(3) vs. No. 15 Oregon %	L, 6-2
	(3) vs. Illinois State %	L, 7-4
3/19	vs. No. 13 LSU*	L, 12-3
	vs. No. 13 LSU*	L, 4-2
3/20	vs. No. 13 LSU*	L, 9-1
	vs. No. 13 LSU*	L, 10-1
3/21	at Alabama A&M	W, 14-1
	at Alabama A&M	W, 13-1
3/26	vs. TENNESSEE*	L, 7-4
	vs. TENNESSEE*	W, 4-0
3/28	vs. KENTUCKY*	L, 7-6
	vs. KENTUCKY*	W, 9-1
3/30	at Georgia State	L, 2-1
	at Georgia State	L, 7-6
4/2	at Alabama*	W, 5-1
	at Alabama*	W, 7-0
4/3	at Alabama*	L, 3-1
	at Alabama*	L, 8-3
4/7	at Troy State	W, 5-4
	at Troy State	W, 7-0
4/9	vs. ARKANSAS*	L, 1-0
	vs. ARKANSAS*	L, 3-1
4/10	vs. ARKANSAS*	L, 4-0



	vs. ARKANSAS*	L, 4-0
4/18	vs. FLORIDA*	W, 11-6
	vs. FLORIDA*	W, 10-2
4/23	at Ole Miss*	W, 7-6
	at Ole Miss*	W, 5-0
4/24	at Ole Miss*	W, 6-5
	at Ole Miss*	W, 5-2
5/1	at Georgia*	L, 4-2
	at Georgia*	W, 8-0
5/2	at South Carolina*	L, 4-0
	at South Carolina*	L, 2-1
5/7	at Mississippi State*	L, 4-3
	at Mississippi State*	L, 8-0
5/8	at Mississippi State*	L, 8-0
	at Mississippi State*	L, 4-3

- Texas A&M Tournament (College Station, Texas)
 \$ - Georgia Southern Tournament (Statesboro, Ga.)
 % - Easton Showcase (Fullerton, Calif.)
 * - Southeastern Conference game

1998



16-40, 6-20 SEC
 6th in SEC West
 Head Coach: Tina Deese

DATE	OPPONENT	RESULTS
2/14	LaGrange College	W, 8-0
	LaGrange College	W, 9-1
2/20	vs. No. 24 DePaul #	L, 1-0
	vs. No. 10 South Fla. #	L, 7-0
2/21	vs. No. 9 Kansas #	L, 2-0
	vs. Notre Dame #	W, 4-2
2/22	vs. No. 24 DePaul #	L, 4-0
2/25	Samford	W, 8-0
	Samford	L, 5-4
2/27	vs. Nebraska \$	L, 6-3
	vs. No. 18 Minnesota \$	L, 8-2
2/28	vs. Notre Dame \$	L, 1-0
	vs. No. 2 Washington \$	L, 1-0
3/1	vs. No. 22 Texas A&M \$	W, 1-0
	vs. Massachusetts \$	W, 4-2
3/3	Troy State	L, 7-3
	Troy State	L, 4-1
3/6	at No. 19 LSU*	L, 5-2
	at No. 19 LSU*	L, 6-3
3/8	at No. 19 LSU*	L, 4-3
3/11	Southern Illinois	W, 1-0
	Southern Illinois	L, 1-0
3/21	at Tennessee*	L, 6-3
	at Tennessee*	W, 3-2
3/22	at Kentucky*	L, 6-1
	at Kentucky*	W, 9-4
3/23	at Eastern Kentucky	L, 2-1
	at Eastern Kentucky	W, 4-3
3/27	vs. East Carolina %	W, 11-3
	vs. Virginia %	L, 2-1
	vs. Elon %	L, 2-0
3/28	vs. UM-Baltimore %	L, 6-2
4/3	at Arkansas*	L, 5-4
	at Arkansas*	W, 4-2
4/4	at Arkansas*	L, 5-4
	at Arkansas*	L, 6-4
4/11	at Florida*	L, 4-0
	at Florida*	L, 12-7
4/12	at No. 15 Florida State	L, 5-1

	at No. 15 Florida State	L, 8-3
4/13	at Florida A&M	L, 5-4
	at Florida A&M	W, 6-5
4/18	Ole Miss*	L, 4-0
	Ole Miss*	W, 8-0
4/19	Ole Miss*	L, 4-3
	Ole Miss*	L, 10-2
4/24	Georgia*	L, 4-1
	Georgia*	L, 3-0
4/26	South Carolina*	L, 4-2
	South Carolina*	L, 5-3
4/29	at Alabama*	W, 6-2
5/1	Mississippi State*	W, 2-0
	Mississippi State*	L, 1-0
5/2	Mississippi State*	L, 6-2
	Mississippi State*	L, 3-2

- South Florida Tournament (Tampa, Fla.)
 \$ - NFCA Leadoff Classic (Columbus, Ga.)
 % - Sportsplus Tournament (Midlothian, Va.)
 * - Southeastern Conference game

1997



34-35, 15-15 SEC
 SEC Tournament (3rd in SEC West)
 Head Coach: Tina Deese

DATE	OPPONENT	RESULTS
2/18	at Samford	W, 4-2 (10)
	at Samford	W, 4-3
2/21	vs. No. 6 Iowa #	L, 7-5 (8)
	vs. Michigan State #	L, 5-3
2/22	vs. Michigan State #	L, 4-3
	vs. No. 21 Notre Dame #	L, 4-2
	vs. Toledo #	W, 6-1
2/23	vs. Wisconsin #	L, 8-4
	vs. Wisconsin #	L, 2-0
2/26	vs. JACKSONVILLE ST.	W, 7-0
	vs. JACKSONVILLE ST.	W, 3-0
3/1	at Florida Atlantic \$	L, 4-2
	vs. Cent. Michigan \$	L, 5-0
	vs. Harvard \$	W, 6-5
3/2	vs. Cent. Michigan \$	W, 2-0
	vs. Harvard \$	L, 5-4
	at Florida Atlantic \$	W, 3-1
3/3	vs. Harvard \$	L, 9-4
	at Florida Atlantic	L, 7-0
3/7	at Charleston Southern	W, 5-0
	at Charleston Southern	W, 9-1
3/8	at Coastal Carolina %	W, 6-3
	vs. UNC-Charlotte %	W, 7-3
3/9	vs. Radford %	L, 5-4
	at Coastal Carolina %	W, 6-5
3/11	at Jacksonville State	W, 5-1
	at Jacksonville State	L, 2-0
3/15	vs. LSU*	L, 5-0
	vs. LSU*	L, 4-1
3/16	vs. LSU*	L, 5-4
	vs. LSU*	L, 8-2
3/21	vs. TENNESSEE*	L, 6-2
	vs. TENNESSEE*	L, 8-2
3/23	vs. KENTUCKY*	W, 5-4 (9)
	vs. KENTUCKY*	W, 5-0
3/28	vs. Canisius ^	L, 3-1
	vs. M. Tennessee ^	L, 10-5
3/29	at Georgia Tech ^	L, 4-0

	vs. Youngstown St. ^	W, 9-8
4/2	at Alabama*	W, 1-0 (9)
	at Alabama*	L, 4-3
4/5	vs. ARKANSAS*	W, 7-6 (10)
	vs. ARKANSAS*	W, 2-1 (8)
4/6	vs. ARKANSAS*	W, 2-0
	vs. ARKANSAS*	W, 9-0
4/11	vs. FLORIDA A&M	L, 3-2
	vs. FLORIDA A&M	W, 9-1
4/13	vs. FLORIDA*	L, 3-1
	vs. FLORIDA*	W, 5-2
4/16	vs. ALABAMA*	L, 3-1
	vs. ALABAMA*	W, 3-2 (8)
4/19	at Ole Miss*	W, 7-4
	at Ole Miss*	W, 4-2
4/20	at Ole Miss*	W, 9-4
	at Ole Miss*	L, 5-0
4/25	at Georgia*	L, 1-0
	at Georgia*	W, 6-4 (8)
4/27	at No. 3 South Carolina*	L, 4-0
	at No. 3 South Carolina*	L, 4-2
5/2	vs. No. 17 FLORIDA ST.	L, 2-0 (11)
	vs. No. 17 FLORIDA ST.	W, 2-1 (8)
5/3	vs. MISSISSIPPI ST.*	L, 6-3
	vs. MISSISSIPPI ST.*	L, 4-0
5/4	vs. MISSISSIPPI ST.*	W, 5-4
	vs. MISSISSIPPI ST.*	W, 4-1
5/9	vs. Tennessee !	W, 2-0
	vs. No. 23 LSU !	W, 4-2
5/10	vs. No. 2 S. Carolina !	L, 9-0
	vs. Florida !	L, 7-5

- Arizona State Classic (Tempe, Ariz.)
 \$ - Fla. Atlantic Invitational (Boca Raton, Fla.)
 % - Chanticleer Classic (Conway, S.C.)
 ^ - Buzz Classic (Atlanta, Ga.)
 * - Southeastern Conference game
 ! - SEC Tournament (Columbus, Ga.)



ALL-TIME RESULTS / STATISTICAL HISTORY

Year	OVERALL				SEC				SEC Finish/National Rank
	W	L	T	Pct.	W	L	T	Pct.	
2014	42	19	1	.678	11	13	0	.458	
2013	30	23	0	.566	7	17	0	.292	6th SEC West, 12th Overall
2012	33	23	0	.589	12	16	0	.429	T-3 SEC West, T-7 Overall
2011	40	19	0	.678	15	13	0	.536	3rd SEC West, 7th Overall
2010	31	26	0	.544	11	17	0	.393	3rd SEC West, 7th Overall
2009	30	29	0	.508	9	19	0	.321	4th SEC West, 9th Overall
2008	38	22	0	.633	13	14	0	.481	T-3 SEC West, T-6 Overall
2007	26	30	0	.464	10	18	0	.357	5th SEC West, 9th Overall
2006	36	22	0	.621	21	8	0	.724	3rd SEC West, 6th Overall
2005	50	18	0	.735	21	8	0	.724	2nd SEC West, 3rd Overall
2004	42	18	0	.700	19	10	0	.655	2nd SEC West, 4th Overall
2003	26	31	0	.456	13	16	0	.448	T-3 SEC West, T-7 Overall
2002	37	28	0	.569	15	15	0	.500	3rd SEC West, 5th Overall
2001	31	32	0	.492	10	20	0	.333	5th SEC West, 8th Overall
2000	34	31	0	.523	10	19	0	.345	5th SEC West, 8th Overall
1999	27	32	1	.450	11	19	0	.367	5th SEC West, 9th Overall
1998	16	40	0	.286	6	20	0	.231	6th SEC West, 10th Overall
1997	34	35	0	.493	15	15	0	.500	3rd SEC West, 6th Overall

BATTING

Year	W-L	Avg.	G	AB	R	H	2B	3B	HR	RBI	TB	Sig.	BB	HBP	SO	GDP	OB%	SF	SHSB-ATT	PO	A	E	Fld.	
1997	34-35	.257	69	1828	238	470	71	7	5	190	570	.312	95	25	234	4	.301	10	102	70-101	1450	625	119	.946
1998	16-40	.259	56	1493	161	386	61	2	11	137	484	.324	92	10	186	3	.304	8	68	62-83	1132	527	83	.952
1999	27-32-1	.287	60	1564	284	449	62	4	38	222	633	.405	110	40	249	1	.347	12	30	87-106	1147	458	77	.954
2000	34-31	.286	65	1721	268	492	106	6	38	238	724	.421	134	44	307	2	.350	13	54	57-75	1327	627	114	.945
2001	31-32	.277	63	1706	284	473	95	4	47	246	717	.420	146	34	295	2	.345	8	55	45-70	1274	530	116	.940
2002	38-27	.272	65	1601	276	436	84	4	48	235	672	.420	156	25	283	1	.344	13	51	72-101	1283	446	65	.964
2003	26-31	.218	57	1451	158	317	67	4	28	134	476	.328	119	30	318	9	.290	7	51	60-82	1170	395	68	.958
2004	42-18	.256	60	1514	214	388	74	7	22	170	542	.358	128	21	287	4	.321	8	38	106-133	1229	359	50	.969
2005	50-18	.308	68	1729	375	532	94	16	68	318	862	.499	201	26	319	10	.384	20	48	78-101	1313	485	72	.961
2006	36-22	.280	58	1519	247	426	67	10	42	219	639	.421	155	35	318	10	.359	8	41	51-71	1177	418	78	.953
2007	26-30	.249	56	1367	187	340	43	4	26	165	469	.343	135	49	351	9	.335	12	59	33-48	1101	305	56	.962
2008	38-22	.231	60	1520	205	351	51	12	26	183	504	.332	138	63	328	5	.318	15	34	38-58	1234	377	88	.948
2009	30-29	.235	59	1534	193	361	65	2	31	169	523	.341	158	43	345	9	.322	11	48	70-84	1254	403	66	.962
2010	31-26	.252	57	1468	204	370	55	2	44	187	561	.382	141	31	329	3	.329	9	41	47-68	1158	362	62	.961
2011	40-19	.279	59	1505	272	420	97	8	37	236	644	.428	160	33	300	7	.358	16	36	61-81	1176	398	61	.963
2012	33-23	.243	56	1409	222	342	51	10	46	198	551	.391	140	53	274	11	.333	7	45	33-44	1129	422	60	.943
2013	30-23	.279	53	1350	273	376	59	9	32	223	549	.407	177	37	279	4	.379	10	28	74-93	1021	376	60	.959
2014	42-19	.305	62	1585	440	484	87	1	83	411	822	.519	270	66	280	6	.423	19	25	17-18	1174	481	35	.979
Totals	604-477-2	.266	1,083	27,864	4,501	7,413	112	1,289	672	3,881	10,942	.393	565	2,655	5,282	100	.340	206	854	1,061-1,417	7,994	21,749	1,330	.957

PITCHING

Year	ERA	W-L	G	CG	SHO	SV	IP	H	R	ER	BB	SO	2B	3B	HR	AB	AVG.
1997	3.07	34-35	69	31	9	3	483.1	473	246	165	161	326	51	15	12	1867	.253
1998	2.69	16-40	56	16	6	7	377.1	381	209	145	174	220	42	10	11	1722	.261
1999	2.78	27-32-1	60	27	13	4	382.1	387	220	152	146	251	56	12	29	1496	.259
2000	3.02	34-31	65	22	9	9	442.1	508	255	191	128	212	69	8	19	1804	.282
2001	2.31	31-32	63	25	5	5	425.0	429	224	140	137	234	60	8	32	1662	.258
2002	2.34	38-27	65	33	14	9	427.2	368	187	143	182	368	54	11	25	1573	.234
2003	2.98	36-31	57	27	11	1	390.0	348	200	166	152	348	60	7	37	1478	.235
2004	1.40	42-18	60	34	24	4	409.2	226	108	82	148	467	45	5	17	1412	.160
2005	2.21	50-18	68	40	17	9	437.2	339	179	138	205	432	46	4	34	1608	.211
2006	1.78	36-22	58	32	14	7	392.1	300	162	100	172	432	44	4	25	1445	.208
2007	2.42	26-30	56	22	11	3	367.0	282	160	127	172	492	38	6	29	1339	.211
2008	2.01	38-22	60	25	19	9	411.1	326	160	118	124	499	47	8	29	1557	.209
2009	2.60	30-29	59	32	10	2	418.0	337	201	155	148	456	45	11	47	1567	.215
2010	2.23	31-26	57	16	12	7	386.0	310	171	123	132	431	45	9	42	1422	.218
2011	2.48	40-19	59	28	8	5	392.0	323	171	139	135	388	55	7	39	1455	.222
2012	2.01	33-23	56	26	13	4	376.1	282	144	108	100	332	46	5	28	1385	.204
2013	3.46	30-23	53	22	7	4	340.1	341	206	168	133	245	57	3	41	1343	.254
2014	3.26	42-19	62	35	13	6	391.1	353	201	182	162	285	57	6	64	1473	.240
Totals	2.45	604-477-1	1,083	493	215	98	7,249.3	6,313	3,404	2,611	6,418	917	560	139	27,608	.229	



AUBURN NCAA REGIONAL HISTORY

All-Time Auburn NCAA Regional Results

Overall: 10-20

Appearances: (10) 2002, 2004, 2005 (host), 2006, 2008, 2009, 2010, 2011, 2012, 2014

2002 • Tallahassee, Fla. • #4 Seed

Date	Opponent	Score	AU Pitcher (Rec.)
5/16	Florida State	L, 2-1	Keyes (21-11)
5/17	Florida Atlantic	L, 4-2	Keyes (21-12)

2004 • Stanford, Calif. • #2 Seed

Date	Opponent	Score	AU Pitcher (Rec.)
5/20	Hofstra	L, 1-0 (9)	Keyes (27-11)
5/20	Fresno State	L, 3-1 (10)	Keyes (27-12)

2005 • Auburn, Ala. • #2 Seed

Date	Opponent	Score	AU Pitcher (Rec.)
5/20	Florida State	L, 5-0	Currie (24-10)
5/21	Florida A&M	W, 11-2 (6)	DiPietro (23-7)
5/21	Florida State	L, 2-0	Currie (24-11)

2006 • Tucson, Ariz. • #2 Seed

Date	Opponent	Score	AU Pitcher (Rec.)
5/18	Ohio State	L, 1-0 (10)	Currie (18-13)
5/19	Marist	W, 14-0 (5)	Currie (19-13)
5/19	Ohio State	W, 4-0	DiPietro (16-7)
5/20	Arizona	L, 4-2	Currie (19-14)

2008 • College Station, Texas • #2 Seed

Date	Opponent	Score	AU Pitcher (Rec.)
5/16	Louisiana Tech	L, 1-0 (12)	Thompson (12-12)
5/17	Stephen F. Austin	W, 2-0	Schmalz (8-3)
5/17	Louisiana Tech	L, 2-1	Schmalz (8-4)

2009 • Atlanta, Ga. • #3 Seed

Date	Opponent	Score	AU Pitcher (Rec.)
5/15	Iowa	W, 1-0	Thompson (15-15)
5/16	Georgia Tech	L, 1-4	Thompson (15-16)
5/17	Boston University	L, 0-5	Thompson (15-17)

2010 • Atlanta, Ga. • #3 Seed

Date	Opponent	Score	AU Pitcher (Rec.)
5/21	Oregon	L, 1-0	Thompson (17-10)
5/22	Jacksonville State	W, 15-1	Loree (4-5)
5/22	Georgia Tech	L, 4-1	Bunner (7-9)

2011 • Seattle, Wash. • #2 Seed

Date	Opponent	Score	AU Pitcher (Rec.)
5/19	BYU	L, 2-1	Bunner (16-7)
5/20	Portland State	W, 2-1	Schmalz (15-6)
5/20	BYU	L, 4-3	Loree (9-7)

2012 • Austin, Texas • #2 Seed

Date	Opponent	Score	AU Pitcher (Rec.)
5/18	Houston	L, 2-1	Lauren Schmalz (9-8)
5/19	Texas	L, 6-1	Lauren Schmalz (9-9)

2014 • Minneapolis, Minn. • #2 Seed

Date	Opponent	Score	AU Pitcher (Rec.)
5/16	North Dakota St.	L, 5-2	Davis (20-11)
5/17	Green Bay	W, 9-1 (5)	Mavromat (3-2)
5/17	North Dakota St.	W, 1-0	Davis (21-11)
5/18	Minnesota	W, 4-3 (8)	Davis (22-11)
5/18	Minnesota	L, 8-6	Davis (22-12)

Auburn Single-Game NCAA Regional Records

Team

Offense

At Bats.....	35, vs. Jacksonville State (5/22/10)
Runs.....	15, vs. Jacksonville State (5/22/10)
Hits.....	18, vs. Jacksonville State (5/22/10)
RBI.....	14, vs. Marist (5/19/06)
Doubles.....	4 x2, last vs. Green Bay (5/17/14)
Triples.....	1, x3 last vs. Green Bay (5/17/14)
Home Runs.....	3, vs. Jacksonville State (5/22/10)
Sacrifice Hits.....	3 vs. Portland State (5/20/11)
Sacrifice Flies.....	1, 2x last vs. Portland State (5/20/11)
Stolen Bases.....	3, vs. Iowa (5/15/09)

Pitching

Innings.....	10, vs. Ohio State (10/18/06)
Strikeouts.....	17, vs. Fresno State (5/20/04)
.....	17, vs. Hofstra (5/20/04)
Hits.....	11, vs. #14 Minnesota (5/18/14)
Runs.....	8, vs. #14 Minnesota (5/18/14)
Earned Runs.....	7, vs. #14 Minnesota (5/18/14)

Individual

OFFENSE

At Bats...5, 3x, C. Stangl, E. Eisterhold, K. Cartwright vs. Jacksonville State [5/22/10]
Runs.....3, Kelsey Cartwright vs. Jacksonville State (5/22/10)
Hits.....4, 2x, Kyndall White & Elizabeth Eisterhold vs. Jacksonville State [5/22/10]
RBI.....4 x3, Kasey Cooper vs. Green Bay (5/17/14),McKenzie Kilpatrick vs. Minnesota (5/18/14)Elizabeth Eisterhold vs. Jacksonville State (5/22/10)
Doubles.....2, Kelsey Cartwright vs. Jacksonville State (5/22/10)
Triples.....1, x3, last Emily Caroson vs. Green Bay (5/17/14)
Home Runs.....1, x15, last McKenzie Kilpatrick vs. #14 Minnesota (5/18/14)
Sacrifice Hits.....2, Ashley Griffin vs. Ohio State (5/19/06)Ashley Griffin vs. Marist (5/19/06)
Sacrifice Flies.....1, Katie Colton vs. Jacksonville State (5/22/10)
Stolen Bases.....2, 2x, last Kyndall White vs. Jacksonville State (5/22/10)

PITCHING

Innings.....	10, Holly Currie vs. Ohio State (5/18/06)
Strikeouts.....	17, Kristen Keyes vs. Fresno State (5/20/04)
.....	17, Kristen Keyes vs. Hofstra (5/20/04)
Hits Allowed.....	10, Lexi Davis vs. Minnesota (5/18/14)
Runs Allowed.....	8, Lexi Davis vs. Minnesota (5/18/14)
Earned Runs Allowed.....	7, Lexi Davis vs. Minnesota (5/18/14)
Walks Allowed.....	4, Kristen Keyes vs. Florida State (5/16/02)

Record vs. Teams

Marist.....	1-0
Minnesota.....	1-1
North Dakota State.....	1-1
Ohio State.....	1-1
Oregon.....	0-1
Portland State.....	1-0
Stephen F. Austin.....	1-0
Texas.....	0-1
Arizona.....	0-1
Boston Universtiy.....	0-1
BYU.....	0-2
Florida Atlantic.....	0-1
Florida A&M.....	1-0
Florida State.....	0-3
Fresno State.....	0-1
Georgia Tech.....	0-2
Green Bay.....	1-0
Hofstra.....	0-1
Houston.....	0-1
Iowa.....	1-0
Jacksonville State.....	1-0
Louisiana Tech.....	0-2

Record as Seed

No. 2.....	8-14
No. 3.....	2-4
No. 4.....	0-2



AUBURN SEC TOURNAMENT HISTORY

All-Time Auburn SEC Tournament Results

Overall: 12-21

Appearances: (13) 1997, 2000, 2001, 2002, 2003, 2004, 2005, 2006, 2008, 2009, 2010, 2011, 2012, 2014

1997 • Columbus, Ga. • #6 Seed

Date	Opponent	Score	AU Pitcher (Rec.)
5/9	(3) Tennessee	W, 2-0	Espinoza (12-12)
5/9	(2) LSU	W, 4-2	Espinoza (13-12)
5/10	(1) S. Carolina	L, 0-9	Espinoza (13-13)
5/10	(5) Florida	L, 5-7	Sease (12-11)

2000 • Columbus, Ga. • #8 Seed

Date	Opponent	Score	AU Pitcher (Rec.)
5/11	(1) LSU	L, 0-8	Rasmussen (13-7)
5/12	(5) Miss. State	L, 3-9	Lofton (14-16)

2001 • Chattanooga, Tenn. • #8 Seed

Date	Opponent	Score	AU Pitcher (Rec.)
5/10	(1) LSU	L, 0-6	DuBois (8-8)
5/11	(5) Florida	W, 4-1	DuBois (9-8)
5/12	(3) Alabama	W, 5-3	Petrie (3-2)
5/13	(1) LSU	L, 1-4	Petrie (3-3)

2002 • Chattanooga, Tenn. • #5 Seed

Date	Opponent	Score	AU Pitcher (Rec.)
5/9	(4) Georgia	L, 3-4	Lofton (11-13)
5/10	(8) Florida	W, 7-1	Lofton (12-13)
5/11	(3) Alabama	L, 4-5	Lofton (12-14)

2003 • Plant City, Fla. • #7 Seed

Date	Opponent	Score	AU Pitcher (Rec.)
5/8	(2) Alabama	L, 0-4	Keyes (12-15)
5/9	(6) Tennessee	L, 3-4 (9)	Keyes (12-16)

2004 • Tuscaloosa, Ala. • #4 Seed

Date	Opponent	Score	AU Pitcher (Rec.)
5/13	(5) Alabama	L, 1-7	Keyes (24-10)
5/14	(8) S. Carolina	W, 2-0	Keyes (25-10)
5/15	(7) Miss. State	W, 4-3	Keyes (26-10)
5/15	(1) LSU	W, 2-0	Keyes (27-10)
5/16	(1) LSU	L, 0-1	DiPietro (6-3)

2005 • Gainesville, Fla. • #3 Seed

Date	Opponent	Score	AU Pitcher (Rec.)
5/12	(6) S. Carolina	W, 8-0	Currie (23-8)
5/13	(2) Alabama	L, 5-9	Currie (23-9)
5/14	(8) LSU	W, 4-3	Currie (24-9)
5/14	(1) Georgia	L, 3-7	DiPietro (22-7)

2006 • Athens, Ga. • #6 Seed

Date	Opponent	Score	AU Pitcher (Rec.)
5/11	(3) LSU	L, 1-4	Currie (18-12)

2008 • Baton Rouge, La. • #6 Seed

Date	Opponent	Score	AU Pitcher (Rec.)
5/8	(3) LSU	L, 0-4	Thompson (12-11)

2009 • Knoxville, Tenn. • #8 Seed

Date	Opponent	Score	AU Pitcher (Rec.)
5/7	(1) Florida	L, 0-3	Thompson (14-15)

2010 • Fayetteville, Ark. • #7 Seed

Date	Opponent	Score	AU Pitcher (Rec.)
5/13	(2) Florida	L, 9-1	Thompson (17-9)

2011 • Oxford, Miss. • #7 Seed

Date	Opponent	Score	AU Pitcher (Rec.)
5/12	(2) Florida	W, 6-2	Bunner (16-6)
5/13	(3) Tennessee	L, 2-1	Loree (9-5)

2012 • Tuscaloosa, Ala. • #7 Seed

Date	Opponent	Score	AU Pitcher (Rec.)
5/10	(2) Tennessee	L, 2-1	Loree (11-9)

2014 • Columbia, S.C. • #9 Seed

Date	Opponent	Score	AU Pitcher (Rec.)
5/7	(8) South Carolina	W, 7-5	Davis (20-10)
5/8	(1) Alabama	L, 8-4	Harper (17-5)

Auburn Single-Game SEC Tournament Records

Team

OFFENSE

At Bats.....33 x2, last vs. South Carolina (5/7/14)
 Runs..... 8, vs. South Carolina (5/12/05)
 Hits.....14, vs. Alabama (5/11/02)
 RBI 7, vs. South Carolina (5/12/05)
 Doubles..... 4, vs. Alabama (5/11/02)
 Triples None
 Home Runs 2 x2, last vs. #6 Alabama (5/8/14)
 Sacrifice Hits.....5, vs. Tennessee (5/9/03)
 Sacrifice Flies..... 1, three times
 Stolen Bases..... 3, vs. LSU (5/15/04)

PITCHING

Innings..... 8.2, vs. Tennessee (5/9/03)
 Strikeouts 8, vs. Alabama (5/13/04)
 Hits.....13, vs. Alabama (5/13/05)
 Runs 9, vs. Florida (5/13/10)
 9, vs. Alabama (5/13/05)
 9, vs. South Carolina (5/10/97)
 Earned Runs 7, vs. Alabama (5/13/05)
 Walks..... 6, vs. Alabama (5/13/05)

Individual

OFFENSE

At Bats.....5, Kasey Angulo vs. Tennessee (5/9/03)
 Runs..... 3, Shannon Anderson vs. Florida (5/10/02)
 Hits.....4, Ashley Camp vs. LSU (5/9/97)
 RBI 4, Michelle Martin vs. Alabama (5/12/01)
 Doubles..... 1, x23, last by McKenzie Kilpatrick vs. #6 Alabama (5/8/14)
 Triples Never
 Home Runs 1, x12, last by Kasey Cooper vs. #6 Alabama (5/8/14)
 Sacrifice Hits..... 2, Martha Phillips vs. Tennessee (5/9/03)
 2, Jen Hammock vs. Alabama (5/12/01)
 Sacrifice Flies..... 1, 3x, last by Sara Dean vs. LSU (5/14/05)
 Stolen Bases..... 1, x15, last by Brannndi Melero vs. South Carolina (5/7/14)

PITCHING

Innings..... 8.2, Kristen Keyes vs. Tennessee (5/9/03)
 Strikeouts7, Anna Thompson vs. No. 1 Florida (5/7/09)
 Hits Allowed 13, Jamie Rasmussen vs. LSU (5/11/00)
 Runs Allowed8, Jamie Rasmussen vs. LSU (5/11/00)
 Earned Runs Allowed7, Jamie Rasmussen vs. LSU (5/11/00)
 Walks Allowed5, Jamie Rasmussen vs. LSU (5/11/00)

Auburn vs. Teams

Alabama.....1-5
 Florida.....3-3
 Georgia.....0-2
 LSU.....3-6
 Mississippi State.....1-1
 South Carolina3-1
 Tennessee.....1-3

Auburn vs. Seeds

No. 11-8
 No. 22-4
 No. 32-4
 No. 40-1
 No. 51-2
 No. 61-1
 No. 71-0
 No. 84-0



ALL-TIME OPPONENTS

TEAM	W	L	T	FIRST	LAST	LAST RESULT	Marshall	5	0	2005	2014	W, 19-5 (5)
Akron	1	0		2000	2000	W, 4-1	Maryland	1	1	2007	2014	W, 16-3 (5)
Alabama	15	43		1997	2014	L, 8-4	UM-Baltimore	0	1	1998	1998	L, 6-2
Alabama A&M	9	0		1999	2008	W, 6-0	Massachusetts	1	1	1998	2008	L, 6-3
Alabama State	7	0		2004	2014	W, 5-3	McNeese State	2	0	2008	2011	W, 7-5
UAB	9	2		2000	2007	W, 5-1	Mercer	13	4	2000	2011	W, 5-0
Appalachian State	3	0		2012	2013	W, 10-0 (5)	Miami (Ohio)	2	0	2000	2006	W, 15-1
Arizona	0	3		2002	2006	L, 4-2	Michigan	0	5	2000	2012	L, 4-0
Arizona State	0	2		2006	2010	L, 14-2	Michigan State	1	2	1997	2012	W, 4-1
Arkansas	30	24		1997	2013	L, 5-0	Middle Tennessee	12	2	1997	2013	W, 5-2
Army	1	0		2013	2013	W, 8-0	Minnesota	2	3	1998	2014	L, 8-6
Austin Peay	6	0		2001	2013	W, 9-1 (5)	Missouri	2	4	2003	2014	L, 7-6
Ball State	5	1		2001	2014	W, 15-3 (5)	Missouri-KC	2	0	2002	2009	W, 11-3
Baylor	0	1		2004	2004	L, 2-0	Mississippi State	27	30	1997	2014	L, 5-2
Belmont	1	0		2011	2011	W, 8-5	Mississippi Valley St.	2	0	2011	2011	W, 14-1 (5)
Birmingham-Southern	5	0		2003	2008	W, 8-0	Morehead State	2	0	2009	2014	W, 12-0 (5)
Boston College	3	1		2005	2006	W, 9-3	Murray State	3	0	2011	2014	W, 11-7
Boston University	0	1		2009	2009	L, 5-0	Nebraska	1	3	1998	2010	W, 2-1
Bowling Green	2	0		2008	2012	W, 10-2	Nebraska-Omaha	1	0	2014	2014	W, 4-2
Bryant Univ.	1	0		2013	2013	W, 10-0 (5)	Nevada	0	1	2009	2009	L, 5-1
BYU	0	2		2011	2011	L, 4-3	New Mexico	0	3	1999	2013	L, 2-1
California	1	0		2009	2009	W, 4-1	New Mexico State	2	0	2002	2007	W, 4-2
Cal-Poly	0	1		2009	2009	L, 6-0	North Carolina	2	1	2007	2012	L, 1-0 (8)
UC-Santa Barbara	2	1		2001	2001	W, 2-1	North Carolina State	2	0	2006	2010	W, 2-1
Cal State-Fullerton	1	1		2001	2009	W, 6-1	North Dakota St.	2	1	2014	2014	W, 1-0
Cal State-Northridge	0	1		2004	2004	L, 3-2	North Texas	1	0	2004	2004	W, 7-2
Campbell	1	0		2011	2011	W, 3-1	Northwestern	0	1	2003	2003	L, 6-1
Canisius	0	1		1997	1997	L, 3-1	Northern Illinois	1	0	2001	2001	W, 7-2
Centenary	2	1		2001	2006	L, 9-6	Northern Western State	1	1	2004	2005	L, 2-0
Central Florida	1	0		2008	2008	W, 1-0	Notre Dame	2	5	1997	2014	L, 3-2 (8)
Central Michigan	2	2		1997	2010	W, 6-2	Ohio University	1	0	2010	2010	W, 6-0
Chattanooga	0	1		2013	2013	L, 6-4	Ohio State	2	2	2001	2006	W, 4-0
Charleston Southern	3	0		1997	2002	W, 8-0	Oklahoma	0	2	2002	2011	L, 6-0
Charlotte	2	0		2008	2013	W, 2-1	Oklahoma State	3	1	2000	2012	W, 8-0 (5)
Coastal Carolina	4	0		1997	1999	W, 15-3	Ole Miss	38	17	1997	2013	L, 11-9
College of Charleston	2	0		2005	2005	W, 2-1	Oregon	0	3	1999	2014	L, 3-0
Connecticut	1	0		2011	2011	W, 8-0 (6)	Pacific	0	2	1999	2004	L, 2-1
Creighton	1	0		2000	2000	W, 6-2	Penn State	2	1	1999	2012	L, 2-1 (9)
DePaul	0	4		1998	2007	L, 5-4	Portland State	3	0	1999	2011	W, 2-1
Drake	1	0		2008	2008	W, 1-0	Presbyterian	1	0	2012	2012	W, 8-0 (5)
Drexel	1	0		2012	2012	W, 13-0 (5)	Providence	1	0	2002	2002	W, 9-0
East Carolina	1	0		1998	1998	W, 11-3	Purdue	2	1	2001	2014	W, 8-0 (5)
Eastern Kentucky	2	1		1998	2009	W, 7-1	Radford	2	1	1997	2014	W, 9-0 (5)
East Tennessee State	1	0		2013	2013	W, 11-3	Sacramento State	2	0	2004	2005	W, 2-1
Elon	0	1		1998	1998	L, 2-0	Samford	14	6	1997	2014	W, 3-0
Evansville	5	0		2004	2012	W, 3-1	Sam Houston State	1	0	2003	2003	W, 6-5
Florida	18	35		1997	2014	L, 1-0 (8)	San Diego State	1	0	2004	2004	W, 1-0
Florida A&M	5	2		1997	2012	W, 9-0 (5)	Savannah St.	1	0	2014	2014	W, 22-0 (5)
Florida Atlantic	5	5		1997	2012	W, 6-1	South Alabama	3	1	2007	2011	W, 2-1
Florida International	5	1		2002	2012	W, 2-1	South Carolina	28	25	1997	2014	W, 7-5
Florida State	7	13	1	1997	2014	L, 5-4	South Florida	3	3	1998	2007	W, 9-0
Fresno State	0	2		2004	2013	L, 6-3	Southern Miss	3	0	2006	2013	W, 3-1
Furman	4	0		2004	2013	W, 9-1	Southern Illinois-Ed.	1	0	2010	2010	W, 7-0
Gardner-Webb	5	0		2005	2013	W, 10-0 (5)	SE Louisiana	4	0	2000	2003	W, 3-2
George Mason	1	0		2008	2008	W, 3-1	Southern	2	0	2013	2013	W, 14-0 (5)
George Washington	1	0		2012	2012	W, 3-0	Southern Illinois	1	3	1998	2010	L, 1-0
Georgia	15	35		1997	2014	W, 8-1	Stanford	0	2	1999	2005	L, 9-0
Georgia Southern	3	1		1999	2011	W, 9-1 (5)	Stephen F. Austin	1	0	2008	2008	W, 2-0
Georgia State	10	5		1999	2014	W, 16-1 (5)	Stetson	1	0	1999	1999	W, 4-0
Georgia Tech	5	6		1997	2012	W, 12-5	Syracuse	4	0	2001	2014	W, 10-1
Green Bay	1	0		2014	2014	W, 9-1 (5)	Tennessee	18	33	1997	2013	L, 6-0
Harvard	1	2		1997	1997	L, 9-4	Tennessee State	4	0	2009	2013	W, 6-1
Hawaii	1	2		2001	2007	L, 2-1	Tennessee Tech	4	0	2006	2014	W, 8-4
Hofstra	1	1		2004	2007	L, 4-2	Texas	0	1	2012	2012	L, 6-1
Houston	0	1		2012	2012	L, 2-1	Texas A&M	5	2	1998	2014	W, 9-1 (5)
Illinois-Chicago	1	0		2011	2011	W, 4-3	Texas A&M CC	2	0	2009	2013	W, 6-4 (5)
Illinois State	2	3		1999	2014	W, 3-2	UT-San Antonio	1	0	2000	2000	W, 5-0
Indiana	3	0		2000	2009	W, 2-1	Texas Tech	2	0	2005	2010	W, 6-1
IPFW	2	0		2012	2014	W, 10-0 (5)	Toledo	1	0	1997	1997	W, 6-1
Indiana State	2	0		2000	2013	W, 7-1	Troy	13	7	1998	2014	W, 13-5 (5)
Iowa	2	2		1997	2009	W, 1-0	Tulsa	1	2	2000	2007	W, 9-1
Iowa State	0	1		2002	2002	L, 4-3	UC Davis	1	0	2005	2005	W, 3-0
Jacksonville (Fla.)	1	0		2009	2009	W, 5-0	UCLA	1	0	2012	2012	W, 11-1
Jacksonville State	15	1		1997	2014	W, 13-3 (5)	UNC-Charlotte	1	0	1998	1998	W, 7-3
Kansas	1	2		1998	2013	L, 11-10	Utah	1	1	2001	2007	W, 9-1
Kent State	1	2		2000	2013	W, 5-3	Valparaiso	1	0	2010	2010	W, 6-3
Kentucky	31	17		1997	2014	L, 2-1	Virginia	0	1	1998	1998	L, 2-1
LaGrange	2	0		1998	1998	W, 9-1	Virginia Tech	2	1	2007	2012	W, 1-0
Lipscomb	3	1		2003	2009	W, 5-1	Washington	0	4	1998	2010	L, 5-0
LSU	15	45		1997	2014	W, 7-0	Western Carolina	1	0	2011	2011	W, 7-2
Louisiana-Lafayette	0	1		2003	2003	L, 9-1	Western Illinois	2	0	2011	2014	W, 6-0
Louisiana-Monroe	1	0		2014	2014	W, 9-2	Western Kentucky	1	0	2009	2009	W, 5-3
Louisiana Tech	5	2		2000	2012	W, 3-0	Wichita State	4	0	2000	2004	W, 15-0
Louisville	0	1		2009	2009	L, 5-3	Winthrop	2	1	2008	2014	W, 16-0 (5)
Loyola	1	0		2014	2014	W, 11-2 (5)	Wisconsin	1	2	1997	2010	W, 7-0
Loyola Marymount	1	0		2012	2012	W, 10-2 (6)	Wright State	2	0	2003	2012	W, 12-4
Marist	1	0		2006	2006	W, 14-0	Youngstown State	1	0	1997	1997	W, 9-8

HONORS AND AWARDS

All-America

2001	Ashley Moore	Second
2004	Kristen Keyes	Third
2004	Sara Dean	Third
2005	Holly Currie	Second
2005	Paige Jones	Third
2014	Branndi Melero	First
	Kasey Cooper	Second
	Emily Carosone	Third

All-Region

2000	Jen Kraemer	First
2001	Michelle Martin	First
2001	Ashley Moore	First
2001	Jen Kraemer	Second
2002	Ashley Moore	First
2004	Sara Dean	First
2004	Kristen Keyes	Second
2005	Holly Currie	First
2005	Paige Jones	First
2014	Branndi Melero	First
	Kasey Cooper	First
	Emily Carosone	Third

NFCA National Freshman of the Year

2014	Kasey Cooper (Co)
------	-------------------

ESPN The Magazine All-Academic

2005	Paige Jones	Third
------	-------------	-------

ESPN The Magazine All-Academic Region IV

2005	Paige Jones	First
2008	Anna Thompson	Second
2009	Anna Thompson	Second
2010	Anna Thompson	First
2011	Jenee Loree	Second

All-SEC

1997	Kim Blair	Second
1998	Mary Petrie	Second
2000	Mary Petrie	First
2001	Jen Kraemer	First
2001	Ashley Moore	First
2001	Mary Petrie	First
2002	Ashley Moore	First
2002	Kasey Angulo	Second
2004	Sara Dean	First
2004	Kristen Keyes	Second
2004	Shannon Anderson	Second
2005	Sara Dean	First
2005	Sara Ghezzi	First
2005	Paige Jones	First
2005	Holly Currie	Second
2006	Sara Ghezzi	Second
2006	Kristina McCain	Second
2007	Ashley Arcuri	Second
2008	Anna Thompson	Second
2009	Myesha Finney	Second

2010	Kyndall White	Second
2012	Lauren Guzman	Second
2013	Branndi Melero	Second
2014	Branndi Melero	First
	Kasey Cooper	Second
	Emily Carosone	Second

SEC All-Freshman

2004	Sara Ghezzi, Kristina McCain
2006	Tatiana Fernandez
2007	Anna Thompson
2011	Morgan Estell
2012	Branndi Melero
2013	Emily Carosone, Tiffany Howard
2014	Kasey Cooper

SEC All-Tournament Team

1997	Ashley Camp, catcher
1997	Brenda Espinoza, pitcher
2001	Michelle Martin, catcher
2004	Paige Jones, designated player
2005	Amy Shaw, outfielder
2011	Angel Bunner, pitcher
2011	Lauren Guzman, shortstop

SEC Freshman of the Year

2002	Sara Dean (Co)
------	----------------

SEC Coach of the Year

2002	Tina Deese (Co)
------	-----------------

SEC Pitcher Of The Week

2002	Kristen Keyes	April 22
2002	Kristen Keyes	May 6
2003	Kristen Keyes	April 14
2004	Kristen Keyes	March 8
2004	Kristen Keyes	April 26
2005	Holly Currie	April 25

2006	Holly Currie	Feb. 27
2008	Brittany Day	March 31
2009	Anna Thompson	Feb. 25
2010	Anna Thompson	March 8
2010	Anna Thompson	March 15
2010	Anna Thompson	May 10
2011	Lauren Schmalz	May 2
2012	Lauren Schmalz	Feb. 20
2012	Jenee Loree	Feb. 27
2012	Jenee Loree	March 12

SEC Player of the Week

1999	Ashley Moore	March 2
1999	Marcella Passarelli	March 30
1999	Wendy Cork	April 27
2000	Jen Kraemer	March 26
2000	Marie Petrie	May 1
2001	Ashley Moore	Feb. 19
2001	Marie Petrie	May 7
2002	Sara Dean	April 1
2004	Sara Dean	March 29
2005	Sara Dean	April 4
2005	Paige Jones	May 2
2010	Kyndall White	May 10

SEC Freshman of the Week

2006	Tatiana Fernandez	April 17
2007	Anna Thompson	Feb. 19
2007	Anna Thompson	April 30
2009	Jenee Loree	Feb. 9
2014	Kasey Cooper	March 10
	Kasey Cooper	April 28

SEC All-Defensive Team

2008	Myesha Finney	Outfield
2009	Myesha Finney	Outfield
2013	Morgan Estell	Outfield



Ashley Moore (2001) Kristen Keyes (2004) Sara Dean (2004)

AUBURN ALL-AMERICANS

(PRIOR TO 2014)




Holly Currie (2005) Paige Jones (2005)



AUBURN 2014 ALL-AMERICANS



KASEY COOPER
NFCA 2ND TEAM
ALL-AMERICAN



EMILY CAROSONE
NFCA 3RD TEAM
ALL-AMERICAN



BRANDI MELERO
NFCA 1ST TEAM
ALL-AMERICAN

3

All-American Selections
(Tied for Most in Nation in 2014)

TEAM RECORDS

SINGLE-SEASON (HITTING)

Batting Average (Min. 70 ABs)

1. Mary Petrie	2000	.454
2. Kasey Cooper	2014	.418
3. Brannndi Melero	2014	.404
4. Holly Currie	2005	.394
5. Emily Carosone	2014	.392
6. Emily Carosone	2013	.389
7. Ashley Moore	2001	.383
8. Mary Petrie	2001	.381
9. Morgan Estell	2011	.376
Paige Jones	2005	.376
10. Brannndi Melero	2013	.366

3. Holly Currie	2005	65
4. Brannndi Melero	2013	46
Paige Jones	2005	46
6. Brooke Lathan	2013	45
Jade Rhodes	2014	45
7. Sara Dean	2005	44
8. Mary Petrie	2003	43
9. Elizabeth Eisterhold	2012	41
Tatiana Fernandez	2006	41
Kasey Angulo	2002	41

3. Myesha Finney	2007	19
4. Myesha Finney	2008	18
5. Baylee Stephens	2012	17
6. Sarah Orozco	2000	14
7. Caitlin Jordan	2012	12
Starr Dorsey	2008	12
9. Kelsey Cartwright	2011	11
10. Katie Colton	2010	10
Sarah Orozco	1999	10
Ashley Moore	2001	10

Games Played

1. Ashley Camp	1997	69
Kim Blair	1997	69
3. Sara Dean	2005	68
Sara Ghezzi	2005	68
Ashley Griffin	2005	68
Amy Shaw	2005	68
Lauren Walton	2005	68
8. Holly Currie	2005	67
9. Lolani Alvarez	2005	66
Amy Dalsing	1997	66

Doubles

1. Ashley Moore	2001	22
2. Ashley Camp	1997	21
3. Holly Currie	2005	20
4. Morgan Estell	2014	19
5. Morgan Estell	2011	18
6. Ashley Griffin	2003	17
Jen Kraemer	2000	17
Ashley Moore	2000	17
8. Amber Harrison	2011	16
Kasey Angulo	2002	16

On-Base Percentage

(Min. 70 plate appearances)

1. Emily Carosone	2014	.560
2. Mary Petrie	2000	.531
3. Kasey Cooper	2014	.527
4. Brannndi Melero	2014	.518
5. Morgan Estell	2014	.496
6. Morgan Estell	2013	.482
7. Kristina McCain	2006	.481
8. Morgan Estell	2011	.478
9. Mary Petrie	2001	.475
10. Holly Currie	2005	.464

Games Started

1. Ashley Camp	1997	69
2. Kim Blair	1997	68
Sara Dean	2005	68
Ashley Griffin	2005	68
Sara Ghezzi	2005	68
6. Holly Currie	2005	67
Amy Shaw	2005	67
Lauren Walton	2005	67
9. Amy Dalsing	1997	66
10. Four tied		65

Triples

1. Sara Dean	2005	4
2. Morgan Estell	2013	3
Lauren Guzman	2012	3
Lauren Guzman	2011	3
Brittany Scott	2008	3
Myesha Finney	2006	3
Lolani Alvarez	2005	3
Lauren Walton	2005	3
Amy Shaw	2005	3
Ashley Camp	1997	3

Slugging Percentage

(Min. 70 ABs)

1. Mary Petrie	2000	.782
2. Kasey Cooper	2014	.780
3. Holly Currie	2005	.772
4. Kyndall White	2010	.758
5. Brannndi Melero	2014	.737
6. Ashley Moore	2002	.697
7. Mary Petrie	2001	.685
8. Ashley Moore	2001	.656
9. Brannndi Melero	2013	.654
10. Paige Jones	2005	.646
Emily Carosone	2014	.646

At-Bats

1. Kim Blair	1997	236
2. Ashley Griffin	2005	213
Ashley Moore	2000	213
4. Ashley Moore	2001	209
5. Michelle Martin	2000	207
6. Ashley Camp	1997	202
7. Kyndall White	2009	200
8. Sara Dean	2005	197
Jen Kraemer	2000	197
10. Jen Kraemer	2001	196

Home Runs

1. Kasey Cooper	2014	18
2. Holly Currie	2005	17
Ashley Moore	2002	17
4. Brannndi Melero	2014	15
5. Kyndall White	2010	14
6. Paige Jones	2005	13
Mary Petrie	2001	13
8. Elizabeth Eisterhold	2012	12
Mary Petrie	1999	12
10. Elizabeth Eisterhold	2010	11
Ashley Moore	2001	11

Total Bases

1. Holly Currie	2005	149
2. Kasey Cooper	2014	138
3. Ashley Moore	2001	137
4. Brannndi Melero	2014	126
5. Mary Petrie	2001	124
6. Ashley Moore	2002	122
7. Paige Jones	2005	115
8. Sara Dean	2005	113
9. Kasey Angulo	2002	107
10. Jen Kraemer	2000	106

Hits

1. Kim Blair	1997	81
2. Ashley Moore	2001	80
3. Holly Currie	2005	76
4. Kasey Cooper	2014	74
5. Sara Dean	2005	71
Jen Kraemer	2001	71
7. Jen Kraemer	2000	70
8. Mary Petrie	2001	69
Brannndi Melero	2014	69
10. Paige Jones	2005	67

Walks

1. Morgan Estell	2014	45
2. Kasey Cooper	2014	43
3. Ashley Moore	2002	39
4. Kristina McCain	2006	36
5. Morgan Estell	2013	35
Brannndi Melero	2014	35
7. Kristina McCain	2005	33
8. Tatiana Fernandez	2008	32
9. Amber Harrison	2011	31
Mary Petrie	2001	31
Emily Carosone	2014	31

Stolen Bases

1. Shannon Anderson	2004	31
2. Shannon Anderson	2002	21
3. Shannon Anderson	2003	19
4. Kim Blair	1998	19
5. Chris Steiner	1999	18
6. Kristina McCain	2005	16
7. Ashley Griffin	2005	15
8. Kim Blair	1997	14
9. Emily Carosone	2013	13
Marcella Passarelli	2000	13
Sara Dean	2004	13

Runs

1. Kasey Cooper	2014	70
Emily Carosone	2014	70
3. Morgan Estell	2014	64
4. Morgan Estell	2013	60
5. Ashley Griffin	2005	56
6. Kristina McCain	2005	55
Brannndi Melero	2014	55
8. Ashley Moore	2002	50
Ashley Moore	2001	50
10. Sara Dean	2005	46

RBI

1. Brannndi Melero	2014	78
2. Kasey Cooper	2014	77

Hit by Pitch

1. Emily Carosone	2014	33
2. Myesha Finney	2009	21



SINGLE-SEASON (PITCHING/CATCHING)

Most Appearances

1.	Kristen Keyes	2002	50
2.	Holly Currie	2005	46
3.	Jen Lofton	2000	45
	Lexi Davis	2014	45
5.	Beth DiPietro	2005	44
6.	Kristen Keyes	2004	43
7.	Holly Currie	2006	42
8.	Anna Thompson	2010	40
	Anna Thompson	2007	40
10.	Anna Thompson	2009	39

Wins

1.	Kristen Keyes	2004	27
2.	Holly Currie	2005	24
3.	Beth DiPietro	2005	23
4.	Lexi Davis	2014	22
5.	Kristen Keyes	2002	21
6.	Holly Currie	2006	19
7.	Anna Thompson	2010	17
	Marcy Harper	2014	17
9.	Marcy Harper	2013	16
	Angel Bunner	2011	16
	Beth DiPietro	2006	16

Strikeouts Per 7 IP (Min. 100 IP)

1.	Anna Thompson	2010	11.8
2.	Anna Thompson	2007	10.9
3.	Anna Thompson	2008	10.4
4.	Anna Thompson	2009	9.5
5.	Kristen Keyes	2004	9.2
6.	Holly Currie	2006	9.1
7.	Holly Currie	2007	8.7
8.	Brittany Day	2008	8.5
9.	Holly Currie	2005	8.4
10.	Lauren Schmalz	2011	8.0

Games Started

1.	Lexi Davis	2014	34
2.	Holly Currie	2005	33
3.	Holly Currie	2006	32
	Brenda Espinoza	1997	32
5.	Beth DiPietro	2005	31
6.	Kristen Keyes	2004	30
	Kristen Keyes	2002	30
	Jaime Rasmussen	2000	30
9.	Anna Thompson	2009	28
10.	Jenee Loree	2009	27
	Marcy Harper	2014	27

Saves

1.	Kristen Keyes	2002	9
2.	Jen Lofton	2000	6
3.	Anna Thompson	2008	5
	Holly Currie	2006	5
	Holly Currie	2005	5
6.	Anna Thompson	2010	4
	Beth DiPietro	2005	4
	Mary Petrie	1998	4
	Lexi Davis	2014	4
10.	Lauren Schmalz	2012	3
	Anna Thompson	2007	3
	Jaime Rasmussen	2001	3
	Nicole Groves	1999	3
	Renee Sease	1997	3

Fewest Walks (Min. 100 IP)

1.	Angel Bunner	2012	22
2.	Lauren Schmalz	2012	30
3.	Renee Sease	1997	31
4.	Jen Lofton	2001	35
5.	Janet Spivey	2003	36
6.	Lauren Schmalz	2011	40
7.	Anna Thompson	2008	41
8.	Angel Bunner	2011	43
	Nicole Groves	1999	43
10.	Jamie Rasmussen	2000	46

Complete Games

1.	Lexi Davis	2014	24
2.	Kristen Keyes	2004	23
	Kristen Keyes	2002	23
4.	Holly Currie	2006	20
	Holly Currie	2005	20
6.	Beth DiPietro	2005	18
7.	Anna Thompson	2009	16
	Kristen Keyes	2003	16
9.	Marcy Harper	2013	14
	Anna Thompson	2007	14

ERA (Min. 100 IP)

1.	Kristen Keyes	2004	1.06
2.	Anna Thompson	2010	1.46
3.	Angel Bunner	2011	1.53
4.	Jen Lofton	2001	1.62
5.	Anna Thompson	2007	1.72
6.	Kristen Keyes	2002	1.78
7.	Holly Currie	2006	1.79
8.	Lauren Schmalz	2012	1.80
9.	Brittany Day	2008	1.85
	Beth DiPietro	2006	1.85

Caught Stealing Percentage Pct. CS-Att.

1.	Elizabeth Eisterhold	2009	.474	18-38
2.	Sara Dean	2004	.407	22-54
	Tatiana Fernandez	2006	.407	24-59
4.	Sara Dean	2005	.404	19-47
5.	Elizabeth Eisterhold	2010	.393	13-33

Shutouts

1.	Kristen Keyes	2004	13
2.	Holly Currie	2006	9
	Holly Currie	2005	9
4.	Beth DiPietro	2005	7
5.	Anna Thompson	2010	6
	Kristen Keyes	2002	6
	Lexi Davis	2014	6
7.	Angel Bunner	2012	5
	Anna Thompson	2007	5
	Anna Thompson	2007	5
	Janet Spivey	2003	5

Batting Average Against (Min. 100 IP)

1.	Kristen Keyes	2004	.134
2.	Anna Thompson	2010	.148
3.	Anna Thompson	2007	.169
4.	Jenee Loree	2012	.174
5.	Anna Thompson	2009	.181
6.	Holly Currie	2006	.183
7.	Holly Currie	2005	.184
8.	Anna Thompson	2008	.187
9.	Kristen Keyes	2002	.201
10.	Angel Bunner	2011	.205

Runners Caught Stealing CS Att.

1.	Tatiana Fernandez	2006	24	59
2.	Deni Zeigler	2002	23	61
3.	Elizabeth Eisterhold	2009	22	61
	Sara Dean	2004	22	54
5.	Sara Dean	2005	19	47

Innings Pitched

1.	Kristen Keyes	2004	243.1
2.	Lexi Davis	2014	225.1
3.	Kristen Keyes	2002	220.2
4.	Holly Currie	2006	219.0
5.	Holly Currie	2005	208.1
6.	Beth DiPietro	2005	200.2
7.	Anna Thompson	2009	199.1
8.	Anna Thompson	2007	187.0
9.	Brenda Espinoza	1997	176.0
10.	Jenee Loree	2009	174.0

Strikeouts

1.	Kristen Keyes	2004	320
2.	Anna Thompson	2007	291
3.	Holly Currie	2006	286
4.	Anna Thompson	2010	282
5.	Anna Thompson	2009	269
6.	Holly Currie	2005	250
7.	Anna Thompson	2008	236
8.	Kristen Keyes	2002	211
9.	Kristen Keyes	2003	196
10.	Jenee Loree	2009	170



CAREER RECORDS (HITTING)

Batting Average (Min. 250 ABs)

1.	Mary Petrie	1998-2001	.365
2.	Kim Blair	1997-99	.345
3.	Ashley Moore	1999-2002	.341
4.	Jen Kraemer	1999-2001	.327
5.	Kristina McCain	2004-06	.323
6.	Holly Currie	2004-07	.317
	Sara Dean	2002-05	.317
8.	Michelle Martin	1998-2001	.307
9.	Sara Ghezzi	2004-07	.306
10.	Brooke Lathan	2012-13	.298

Slugging Percentage (Min. 250 ABs)

1.	Mary Petrie	1998-2001	.634
2.	Ashley Moore	1999-2002	.582
3.	Holly Currie	2004-07	.560
4.	Kasey Angulo	2002-03	.519
5.	Paige Jones	2002-05	.514
6.	Brooke Lathan	2012-13	.511
7.	Sara Dean	2002-05	.497
8.	Kyndall White	2008-2011	.485
9.	Tatiana Fernandez	2006-09	.468
10.	Kristina McCain	2004-06	.457

On-Base Percentage (Min. 250 ABs)

1.	Mary Petrie	1998-2001	.446
2.	Kristina McCain	2004-06	.440
3.	Ashley Moore	1999-2002	.422
4.	Holly Currie	2004-07	.400
5.	Caitlin Jordan	2012-13	.392
	Tatiana Fernandez	2006-09	.392
7.	Sara Ghezzi	2004-07	.390
8.	Myesha Finney	2006-09	.387
9.	Kim Blair	1997-99	.384
10.	Sara Dean	2002-05	.377

Consecutive Games Started

Games	Started/Ended
1.	Lauren Guzman 231 2-15-09/5-19-12
2.	Ashley Griffin 221 2-25-03/5-20-06
3.	Sara Dean 216 3-24-02 /5-21-05
4.	Kyndall White 136 2-15-08/3-5-10
5.	Shannon Anderson 131 2-1-02/2-13-04

Games Played

1.	Sara Dean	2002-05	249
2.	Ashley Moore	1999-2002	247
3.	Sara Ghezzi	2004-07	242
4.	Ashley Griffin	2003-06	241
5.	Deni Zeigler	2000-03	236
6.	Holly Currie	2004-07	234
7.	Lauren Guzman	2009-12	231
	Lauren Walton	2004-07	231
9.	Tatiana Fernandez	2006-09	227
10.	Elizabeth Eisterhold	2009-12	224

Games Started

1.	Sara Dean	2002-05	244
	Ashley Moore	1999-2002	244
3.	Sara Ghezzi	2004-07	240
	Ashley Griffin	2003-06	240
5.	Deni Zeigler	2000-03	232
6.	Lauren Guzman	2009-12	231
7.	Tatiana Fernandez	2006-09	225
	Holly Currie	2004-07	225

9.	Elizabeth Eisterhold	2009-12	219
10.	Mary Petrie	1998-2001	215

Runs Scored

1.	Ashley Moore	1999-2002	171
2.	Ashley Griffin	2003-06	147
3.	Kristina McCain	2004-06	129
4.	Kyndall White	2008-2011	107
	Mary Petrie	1998-2001	107
6.	Sara Dean	2002-05	103
7.	Lauren Guzman	2009-12	98
	Marcella Passarelli	1998-2001	98
9.	Shannon Anderson	2002-04	91
10.	Holly Currie	2004-07	86

Hits

1.	Ashley Moore	1999-2002	261
2.	Mary Petrie	1998-2001	228
3.	Sara Dean	2002-05	226
4.	Ashley Griffin	2003-06	212
5.	Holly Currie	2004-07	205
6.	Michelle Martin	1998-2001	198
7.	Sara Ghezzi	2004-07	195
8.	Lauren Guzman	2009-12	190
9.	Tatiana Fernandez	2006-09	189
10.	Kyndall White	2008-2011	186

Doubles

1.	Ashley Moore	1999-2002	58
2.	Ashley Griffin	2003-06	46
3.	Holly Currie	2004-07	43
	Sara Dean	2002-05	43
5.	Kyndall White	2008-2011	41
6.	Tatiana Fernandez	2006-09	40
	Mary Petrie	1998-2001	40
8.	Deni Zeigler	2000-03	38
9.	Sara Ghezzi	2004-07	36
10.	Lauren Guzman	2009-12	35
	Amber Harrison	2009-12	35
	Michelle Martin	1998-2001	35

Triples

1.	Sara Dean	2002-05	8
2.	Lauren Guzman	2009-12	6
3.	Kyndall White	2008-2011	5
	Myesha Finney	2006-09	5
	Brittany Scott	2005-08	5
	Ashley Griffin	2003-06	5
7.	Brooke Lathan	2012-13	4
	Lauren Walton	2004-07	4
	Ashley Camp	1997-98	4
	Lolani Alvarez	2004-05	4
	Chris Steiner	1997-99	4

Home Runs

1.	Mary Petrie	1998-2001	42
2.	Ashley Moore	1999-2002	40
3.	Holly Currie	2004-07	36
4.	Elizabeth Eisterhold	2009-12	34
5.	Kyndall White	2008-2011	28
6.	Tatiana Fernandez	2006-09	23
	Ashley Griffin	2003-06	23
	Sara Dean	2002-05	23
9.	Paige Jones	2002-05	21
10.	Michelle Martin	1998-2001	20

RBI

1.	Mary Petrie	1998-2001	157
2.	Holly Currie	2004-07	151
3.	Ashley Moore	1999-2002	128
4.	Sara Dean	2002-05	124
5.	Tatiana Fernandez	2006-09	123
6.	Elizabeth Eisterhold	2009-12	119
7.	Sara Ghezzi	2004-07	105
8.	Kyndall White	2008-2011	100
9.	Michelle Martin	1998-2001	99
10.	Ashley Griffin	2003-06	91

Hit By Pitch

1.	Myesha Finney	2006-09	67
2.	Ashley Moore	1999-2002	26
3.	Sarah Orozco	1999-2000	24
4.	Baylee Stephens	2010-13	23
5.	Starr Dorsey	2005-08	20
6.	Lindsey Chitwood	2001-04	19
7.	Baylee Stephens	2010-Present	18
	Tatiana Fernandez	2006-09	18
9.	Caitlin Jordan	2012-13	17
10.	Jorja Bell	2006-08	16

Stolen Bases

1.	Shannon Anderson	2002-04	73
2.	Ashley Griffin	2003-06	42
3.	Chris Steiner	1997-99	37
4.	Kim Blair	1997-99	35
5.	Lauren Walton	2004-07	34
6.	Lauren Guzman	2009-12	32
	Marcella Passarelli	1998-01	32
	Ashley Moore	1999-02	32
9.	Kristina McCain	2004-06	30
10.	Kyndall White	2008-2011	27
	Sara Dean	2002-05	27



CAREER RECORDS (PITCHING/CATCHING)

Earned Run Average (Min. 400 IP)

1. Kristen Keyes	2002-04	1.77
2. Anna Thompson	2007-10	1.87
3. Beth DiPietro	2004-06	1.96
4. Holly Currie	2004-07	2.01
5. Angel Bunner	2008-12	2.24

Batting Average Against (Min. 400 IP)

1. Anna Thompson	2007-10	.172
2. Kristen Keyes	2002-04	.181
3. Holly Currie	2004-07	.191
4. Jenee Loree	2009-12	.211
5. Angel Bunner	2008-12	.226

Wins

1. Holly Currie	2004-07	60
Kristen Keyes	2002-04	60
3. Anna Thompson	2007-10	59
4. Beth DiPietro	2004-06	45
5. Angel Bunner	2008-12	44
6. Jenee Loree	2009-12	36
7. Jen Lofton	2000-02	35
8. Lauren Schmalz	2008-12	34
9. Jaime Rasmussen	1999-2001	25
10. Denisse Montalvo	1997-99	24

Saves

1. Anna Thompson	2007-10	13
2. Holly Currie	2004-07	11
Kristen Keyes	2002-04	11
4. Lauren Schmalz	2008-12	8
Beth DiPietro	2004-06	8
6. Mary Petrie	1998-01	7
7. Angel Bunner	2008-12	6
Jen Lofton	2000-02	6
9. Jaime Rasmussen	1999-2001	5
10. Jenee Loree	2009-12	3

Appearances

1. Anna Thompson	2007-10	151
2. Holly Currie	2004-07	143
3. Kristen Keyes	2002-04	125
4. Angel Bunner	2008-12	118
5. Jenee Loree	2009-12	117
6. Beth DiPietro	2004-06	100
7. Jen Lofton	2000-02	97
8. Lauren Schmalz	2008-19	96
9. Denisse Montalvo	1997-99	93
10. Jaime Rasmussen	1999-2001	92

Games Started

1. Holly Currie	2004-07	105
2. Anna Thompson	2007-10	94
3. Kristen Keyes	2002-04	88
4. Jenee Loree	2009-12	83
5. Denisse Montalvo	1997-99	67
6. Beth DiPietro	2004-06	63
Jen Lofton	2000-02	63
9. Jaime Rasmussen	1999-2001	57
10. Lauren Schmalz	2008-12	56

Complete Games

1. Kristen Keyes	2002-04	64
2. Anna Thompson	2007-10	54
3. Holly Currie	2004-07	50

4. Beth DiPietro	2004-06	35
5. Jenee Loree	2009-2012	32
6. Denisse Montalvo	1997-99	29
7. Jaime Rasmussen	1999-2001	26
8. Angel Bunner	2008-12	25
9. Jen Lofton	2000-02	22
10. Lauren Schmalz	2008-12	20

Innings Pitched

1. Anna Thompson	2007-10	713.0
2. Holly Currie	2004-07	644.0
3. Kristen Keyes	2002-04	637.0
4. Jenee Loree	2009-12	480.2
5. Angel Bunner	2008-12	459.0
6. Jen Lofton	2000-02	420.2
7. Beth DiPietro	2004-06	418.0
8. Denisse Montalvo	1997-99	412.2
9. Jaime Rasmussen	1999-2001	371.2
10. Lauren Schmalz	2008-12	351.1

Walks Allowed

1. Holly Currie	2004-07	246
2. Anna Thompson	2007-10	239
3. Kristen Keyes	2002-04	226
4. Jenee Loree	2009-12	189
5. Denisse Montalvo	1997-99	178
6. Jen Lofton	2000-02	153
7. Brenda Espinoza	1997-98	125
8. Beth DiPietro	2004-06	114
Jaime Rasmussen	1999-2001	114
10. Lauren Schmalz	2008-12	106

Strikeouts

1. Anna Thompson	2007-10	1,078
2. Holly Currie	2004-07	782
3. Kristen Keyes	2002-04	727
4. Jenee Loree	2009-12	480
5. Lauren Schmalz	2008-12	364
6. Beth DiPietro	2004-06	348
7. Denisse Montalvo	1997-99	341
8. Angle Bunner	2008-12	326
9. Jen Lofton	2000-02	300
10. Brittany Day	2005-08	202

Strikeouts Per 7 IP (Min. 150 IP)

1. Anna Thompson	2007-10	10.6
2. Holly Currie	2004-07	8.5
3. Kristen Keyes	2002-04	8.0
4. Lauren Schmalz	2008-12	7.3
5. Jenee Loree	2009-12	6.9
6. Brittany Day	2005-08	6.7
7. Denisse Montalvo	1997-99	5.8
Beth DiPietro	2004-06	5.8
9. Jen Lofton	2000-02	5.0
10. Angel Bunner	2008-12	4.9

Shutouts

1. Holly Currie	2004-07	23
Kristen Keyes	2004-07	23
3. Anna Thompson	2007-10	18
4. Beth DiPietro	2004-06	13
5. Jenee Loree	2009-12	11

Hit Batters

1. Anna Thompson	2007-10	68
2. Jenee Loree	2009-12	63
3. Kristen Keyes	2002-04	49
4. Angel Bunner	2008-12	44
5. Holly Currie	2004-07	30

Caught Stealing Percentage Pct. CS-Att.

1. Sara Dean	2002-05	.402	41-102
2. Elizabeth Eisterhold	2009-12	.378	70-185
3. Tatiana Fernandez	2006-09	.324	55-170
4. Deni Zeigler	2000-03	.301	40-133
5. Kris Heneghan	1997	.254	17-67

Runners Caught Stealing CS Att.

1. Elizabeth Eisterhold	2009-12	70	185
2. Tatiana Fernandez	2006-09	55	170
3. Michelle Martin	1998-01	41	237
Sara Dean	2002-05	41	102
5. Deni Zeigler	2000-03	40	133



AUBURN IN THE RECORD BOOKS

Auburn in the NCAA Record Book (as of the 2014 season)

Hitting - Single Game

Player	Category	Stat	Rank
Holly Currie	RBI	10	T2
vs. Alabama St., Feb. 9, 2005			

Hitting - Single Season

Player	Category	Stat	Rank
Emily Carosone	HBP	33	T5

Pitching - Single Season

Player	Category	Stat	Rank
2002 Kristen Keyes	Saves	9	T17

Batting - Career

Player	Category	Stat	Rank
Myesha Finney (2006-09)	Hit by Pitch	67	3

Pitching - Career

Player	Category	Stat	Rank
Anna Thompson (2007-2010)	Strikeout Ratio	10.58	12

Team Fielding - Single Season

Team	Category	Stat	Rank
Auburn	Double Plays	38	T12

Auburn in the SEC Record Books (as of the 2013 season)

Team Hitting - Single Season

Year	Player	Category	Stat	Rank
1997	Auburn	Sacrifice Hits	102	1

Team Pitching - Single Season

Year	Player	Category	Stat	Rank
2008	Auburn	Saves	9	T9
2002	Auburn	Saves	9	T9
2000	Auburn	Saves	9	T9
2005	Auburn	Saves	9	T9

Team Fielding - Single Season

Year	Team	Category	Stat	Rank
2001	Auburn	Errors	116	2

Hitting - Single Season

Year	Player	Category	Stat	Rank
2000	Mary Petrie	Slugging Pct.	.782	10
2001	Ashley Moore	Doubles	22	T2
1997	Ashley Camp	Doubles	21	T7
2009	Myesha Finney	Hit By Pitch	21	T3
2007	Myesha Finney	Hit By Pitch	19	T7
2008	Myesha Finney	Hit By Pitch	18	T9

Pitching - Single Season

Year	Player	Category	Stat	Rank
2002	Kristen Keyes	Saves	9	T5

Hitting - Career

Player	Category	Stat	Rank
Ashley Moore (1999-02)	Doubles	58	7
Myesha Finney (2006-09)	Hit By Pitch	67	1

Pitching - Career

Player	Category	Stat	Rank
Denisse Montalvo (1997-99)	Wins	93	T10

Jane B. Moore Field

Built: 1998

Dedication: April 26, 2003 (Renamed Jane B. Moore Field in 2002)

Capacity: 1,500

Distances (Feet): Left: 200, Center: 220, Right: 200

Jane B. Moore Field

Year-By-Year

Year	Won	Loss	Tie	Pct.
1998	1	7	0	.125
1999	7	12	1	.375
2000	21	12	0	.636
2001	12	12	0	.500
2002	21	6	0	.777
2003	11	11	0	.500
2004	17	4	0	.810
2005	26	5	0	.839
2006	19	8	0	.704
2007	14	11	0	.560
2008	19	6	0	.760
2009	14	12	0	.538
2010	17	8	0	.680
2011	23	8	0	.742
2012	18	9	0	.667
2013	19	12	0	.612
2014	28	7	0	.800
Totals	287	150	1	.655

Most Wins: 28 (2014)

Most Losses: 12, three times (1999, 2000, 2001)

Longest Winning Streak: 21 games; April 27, 2010 to March 25, 2011

Longest Losing Streak: 8 games; March 29, 2009 to May 2, 2009

Jane B. Moore Field Attendance

Top 10 Crowds

Date	Opponent	Attendance
1. 3/27/12	Alabama (DH)	3,628
2. 4/3/10	Alabama (DH)	3,125
3. 4/16/11	Florida (DH)	1,940
4. 4/13/08	Alabama	1,723
5. 4/18/09	Georgia (DH)	1,642
6. 4/2/10	Alabama	1,633
7. 4/20/13	South Carolina	1,603
8. 2/28/06	Michigan	1,371
9. 5/4/02	Alabama	1,187
10. 5/1/11	Georgia	1,116

Anna Thompson (2007-10)	Saves	13	8
Anna Thompson (2007-10)	Strikeouts	1,078	7



HOLLY CURRIE

AUBURN SOFTBALL LETTERWINNERS

A

Jenna Abbott	2014
Lolani Alvarez	2004, 05
Kasey Angulo	2002, 03
Shannon Anderson	2002, 03, 04
Ashley Arcuri	2006, 07

B

Liza Baker	1999
Krista Barts	2004, 05, 06
Jorja Bell	2006, 07, 08
Amy Bellanca	1997
Kelsey Bogaards	2013, 14
Kim Blair	1997, 98, 99
Angel Bunner	2008, 10, 11, 12
Lindsay Burke	1997

C

Ashley Camp	1997, 98
Emily Carosone	2013, 14
Kelsey Cartwright	2010, 11
Lindsey Chitwood	2001, 02, 03, 04
Becky Cleary	1997, 98, 99, 2000
Krista Clyde	2008, 10
Arin Cobb	2001
Katie Colton	2008, 09, 10, 11
Kasey Cooper	2014
Wendy Cork	1997, 98, 99
Amy Crotts	1997, 98, 99
Holly Currie	2004, 05, 06, 07

D

Brittany Day	2005, 06, 07, 08
Amy Dalsing	1997, 98, 99
Lexi Davis	2013, 14
Sara Dean	2002, 03, 04, 05
Jenny Diaz	2003, 04
Beth DiPietro	2004, 05, 06
Tara Donaldson	2006
Starr Dorsey	2005, 06, 08
Lily DuBois	2000, 01, 02

E

Elizabeth Eisterhold	2009, 10, 11, 12
Brenda Espinoza	1997, 98
Morgan Estell	2011, 12, 13, 14

F

Cami Fenn	2001, 02, 03, 04
Tatiana Fernandez	2006, 07, 08, 09
Myesha Finney	2006, 07, 08, 09
Kim Freeland	2000, 01, 02, 03
Tyanne Fries	2002, 03

G

Heather Garrison	2006
Sara Ghezzi	2004, 05, 06, 07
Anna Gibbs	2014
Madi Gipson	2014
Taryn Gray	2006, 07, 08, 09
Ashley Griffin	2003, 04, 05, 06
Nicole Groves	1999
Lauren Guzman	2009, 10, 11, 12

H

Rasheedah Hameed	2000, 01, 02
Jennifer Hammock	2000, 01, 02, 03
Marcy Harper	2013, 14
Lindsey Harrelson	2007, 09, 10
Amber Harrison	2009, 10, 11, 12
Kris Heneghan	1997, 98, 99
Tiffany Howard	2013, 14
Alicia Hunolt	2007, 08

J

Jennifer Joiner	2000
Paige Jones	2002, 03, 04, 05
Caitlin Jordan	2012, 13

K

Kristen Keyes	2002, 03, 04
McKenzie Kilpatrick	2012, 13, 14
Krista Klein	2007, 08
Jen Kraemer	1999, 2000, 01
Erika Koivula	1998

L

Brooke Lathan	2012, 13
Jennifer Lofton	2000, 01, 02
Jenee Loree	2009, 10, 11, 12

M

Jessica Martin	2007, 08
Michelle Martin	1998, 99, 2000, 01
Robin Martin	2003, 04, 05, 06
Alexa Martinez	2009
Hilary Mavromat	2011, 12, 13, 14
Kristina McCain	2004, 05, 06
Maris Medina	2011, 12, 13, 14
Branndi Melero	2012, 13, 14
Maria Mitchell	2014
Megan Mitchell	2008, 09, 10
Denisse Montalvo	1997, 98, 99
Ashley Moore	1999, 2000, 01, 02
Tracy Murdock	2002
Morgan Murphy	2009, 11, 12

N

Anne Norton	2003, 04, 05
Jill Nunnally	1997

O

Sarah Orozco	1999, 2000, 01
--------------	----------------

P

Jennifer Page	1997, 98
Alyssia Palomino	2011
Marcella Passarelli	1998, 99, 2000, 01
Mary Petrie	1998, 99, 2000, 01
Martha Phillips	2001, 02, 03, 04
Kimball Pratt	1998, 99, 2000, 01

R

Holly Ragsdale	2009, 10
Jamie Rasmussen	1999, 2000, 01
Jade Rhodes	2013, 14
Kristyn Richards	2012, 13, 14
Jordan Rocker	2013, 14
Nicole Russo	2005, 06, 07

S

Aurora Salter	2009, 10
Lauren Schmalz	2008, 10, 11, 12
Caitlin Schultze	2010, 11, 12, 13
Brittany Scott	2005, 06, 07, 08
Renee Sease	1997
Amy Shaw	2005, 06
Elizabeth Slator	1999
Kelley Smiley	2010, 11
Janet Spivey	2003
Caitlin Stangl	2010, 11
Chris Steiner	1997, 98, 99
Baylee Stephens	2010, 11, 12, 13
Kelly Sutton	2001, 02

T

Anna Thompson	2007, 08, 09, 10
Robin Thornburg	2001, 02, 03
Cassie Trosclair	2008, 09

V

Jodie Van Ooyen	2000, 01, 02, 03
-----------------	------------------

W

Sydney Waldrop	2014
Lauren Walton	2004, 05, 06, 07
Austyn West	2013, 14
Kyndall White	2008, 09, 10, 11
Angela Williams	1997
Karie Williams	2001, 02
Liana Wuchte	2010, 11, 12, 13
Whitney Wyatt	2007

Z

Deni Zeigler	2000, 01, 02, 03
--------------	------------------

