



**2013-14 AUBURN
MEN'S BASKETBALL
FACT BOOK**





2013-14 AUBURN BASKETBALL TABLE OF CONTENTS

2013-14 SEASON

2013-14 Rosters..... 4
 2013-14 TV/Radio Chart 5
 2013-14 Schedule 6
 2013-14 Player Profiles..... 7-13
 Head Coach Tony Barbee..... 14-16
 Coaching Staff..... 17-18
 Support Staff..... 19-22
 2012-13 Season In Review..... 23-38
 2012-13 SEC In Review 39-41

HISTORY & RECORDS

Individual Records 42-43
 Team Records 43-44
 Single Game Records..... 45
 Facility Records..... 46-47
 Career Leaders..... 48-49
 Single-Season Leaders 50-53
 Winning Streaks..... 53
 Year-By-Year Leaders 54-57
 1,000-Point Scorers 58-62
 Year-By-Year Team Stats..... 63-65
 Single-Game Superlatives..... 66
 Big Wins/Big Losses..... 66
 Year-By-Year Scores..... 67-79
 Series Records vs. All Opponents 80
 Series Scores..... 81-94
 Record vs. All Conferences 95-96
 Year-By-Year Records 97-98
 Coaching Records 98
 Tournament Participation..... 99-101
 SEC Tournament 102-103
 Southern Conference Tournament..... 103
 NCAA Tournament..... 104-114
 National Invitational Tournament..... 115-118
 All-Time Lineups 119-122
 All-Time Letterwinners 122-125
 All-Time Numerical Roster..... 126-127
 Overtime Records..... 128
 Auburn on TV 129-130
 SEC Champions 131
 SEC All-Time Records..... 132
 All-Americans/Retired Jerseys..... 133
 All-SEC 134
 Auburn Honors & Awards..... 135-138

CREDITS

The 2013-14 Auburn Basketball Fact Book is produced by the Auburn Athletics Department, Jay Jacobs, Director. Associate Director of Media Relations, Dan Froehlich, editor. Page design, layout and typesetting on Adobe InDesign by Dan Froehlich.

2013-14 AUBURN BASKETBALL QUICK FACTS

GENERAL INFORMATION

School Auburn University
 Location Auburn, Ala.
 Founded Oct. 1, 1856
 Enrollment..... 25,469
 Nickname Tigers
 Colors Burnt Orange and Navy Blue
 Home Court (Capacity) Auburn Arena (9,121)
 Affiliation NCAA Division I
 Conference Southeastern (SEC West)
 President Dr. Jay Gogue
 Alma Mater Auburn (1969)
 Athletics Director..... Jay Jacobs
 Alma Mater Auburn (1985)
 University Website www.auburn.edu
 Athletics Website..... www.auburntigers.com

TEAM INFORMATION

2012-13 Overall Record 9-23 (.281)
 SEC Record..... 3-15 (.167)
 Regular-Season Finish..... 14th
 Postseason..... N/A
 Home Record..... 7-10 (.412)
 Away Record 2-9 (.182)
 Neutral Record 0-4 (.000)
 Letterwinners Returning/Lost 4/7
 Starters Returning/Lost 2/3
 Newcomers..... 7

RADIO STATION / AUBURN IMG SPORTS NETWORK

Radio Station WGGZ-FM (94.3)
 Play-by-Play Rod Bramblett
 Bramblett Email..... Rod.Bramblett@img.com
 Bramblett Office Phone 334-826-2929
 Network Address..... Auburn Network
 PO Box 950
 Auburn, AL 36831

MEDIA RELATIONS

Assistant AD/Public Relations..... Cassie Arner
 Associate Director/Men's Basketball Contact..... Dan Froehlich
 E-Mail..... froehdp@auburn.edu
 Office Phone 334-844-9803
 Cell Phone..... 334-750-1389
 Senior Associate AD/Communications Jack Smith
 Associate AD/Communications Kirk Sampson
 Administrative Assistant..... Kathy Harker
 Photographer Todd Van Emst
 Videographer..... Steve Sain
 Press Row Phone Numbers 334-844-1933 / 334-844-1935
 Media Relations Phone 334-844-9800
 Media Relations Fax 334-844-9807
 Mailing Address..... P.O. Box 351, Auburn, AL 36831
 Overnight Address..... Athletics Complex
 392 S. Donahue Dr., Auburn, AL 36831



NUMERICAL ROSTER

No.	Name	Pos.	Cl.	Ht.	Wt.	Exp.	Hometown (Previous School)
0	Asauhn Dixon-Tatum	C	SR	7-0	226	1L	Anderson, Ind. (Chattahoochee Tech)
1	KT Harrell	G	JR	6-4	216	TR	Montgomery, Ala. (Virginia)
2	Allen Payne	F	SR	6-6	225	3L	Cincinnati, Ohio (Winton Woods)
3	Chris Denson	G	SR	6-2	181	3L	Columbus, Ga. (Shaw)
11	Dion Wade	G	FR	6-5	170	HS	Antwerp, Belgium (Findlay Prep)
13	Tahj Shamsid-Deen	PG	FR	5-10	163	HS	Decatur, Ga. (Columbia)
20	Alex Thompson	F	FR	6-8	204	HS	Dothan, Ala. (Houston Academy)
21	Malcolm Canada	PG	JR	6-3	224	JC	Austin, Texas (Ellsworth CC)
22	C.J. Holmes	G	SO	6-0	191	SQ	Washington, D.C. (IMG Academy)
25	Jordon Granger	F	SO	6-8	200	1L	St. Louis, Mo. (McCluer North)
31	Benas Griciunas	C	FR	7-0	225	HS	Silute, Lithuania (Findlay Prep)
32	Chris Griffin	F	JR	6-7	229	JC	Tallahassee, Fla. (Wabash Valley College)
33	Ronald Delph	C	FR	7-0	235	HS	Winter Haven, Fla. (IMG Academy)
41	Matthew Atewe	C	FR	6-9	250	HS	Brampton, Ont., Canada (Notre Dame Prep)

ALPHABETICAL ROSTER

No.	Name	Pos.	Cl.	Ht.	Wt.	Exp.	Hometown (Previous School)
41	Matthew Atewe	C	FR	6-9	250	HS	Brampton, Ont., Canada (Notre Dame Prep)
21	Malcolm Canada	PG	JR	6-3	224	JC	Austin, Texas (Ellsworth CC)
33	Ronald Delph	C	FR	7-0	235	HS	Winter Haven, Fla. (IMG Academy)
3	Chris Denson	G	SR	6-2	181	3L	Columbus, Ga. (Shaw)
0	Asauhn Dixon-Tatum	C	SR	7-0	226	1L	Anderson, Ind. (Chattahoochee Tech)
25	Jordon Granger	F	SO	6-8	200	1L	St. Louis, Mo. (McCluer North)
31	Benas Griciunas	C	FR	7-0	225	HS	Silute, Lithuania (Findlay Prep)
32	Chris Griffin	F	JR	6-7	229	JC	Tallahassee, Fla. (Wabash Valley College)
1	KT Harrell	G	JR	6-4	216	TR	Montgomery, Ala. (Virginia)
22	C.J. Holmes	G	SO	6-0	191	SQ	Washington, D.C. (IMG Academy)
2	Allen Payne	F	SR	6-6	225	3L	Cincinnati, Ohio (Winton Woods)
13	Tahj Shamsid-Deen	PG	FR	5-10	163	HS	Decatur, Ga. (Columbia)
20	Alex Thompson	F	FR	6-8	204	HS	Dothan, Ala. (Houston Academy)
11	Dion Wade	G	FR	6-5	170	HS	Antwerp, Belgium (Findlay Prep)

COACHES & STAFF

Tony Barbee	Head Coach	(UMass '93 / 4th Year at Auburn)
Ryan Miller	Associate Head Coach	(Northern State '00)
Tony Madlock	Assistant Coach	(Memphis '91)
Milt Wagner	Assistant Coach	(Louisville/Memphis '04)
Steve Smith	Executive Dir. of Basketball	(UMass '81)
Randall Dickey	Dir. of Basketball Operations	(Ouachita Baptist '83)
Corey Speights	Video Coordinator	(UTEP '08)
Harper Williams	Administrative Assistant	(UMass '93)
Jermile Brooks	Athletic Trainer	(Col. of Charleston '01)
Damon Davis	Strength & Conditioning Coach	(Western Illinois '03)

2013-14 Team Managers: Michael Banks, Harrison Evola, Brooks Ohman, John Schuessler, Jonathan Wade, Bianca Webb.

PRONUNCIATION GUIDE

Matthew Atewe	Atta-way
Asauhn Dixon-Tatum	Uh-Sahn
Jordon Granger	Jore-DON Grain-ger
Benas Griciunas	Bennis (like Dennis) Greh-see-Onus
Jermile Brooks	Jer-mell



#0 Asauhn Dixon-Tatum
Sr. • Center
7-0 • 226
Anderson, Ind.




#1 KT Harrell
Jr. • Guard
6-4 • 216
Montgomery, Ala.



#2 Allen Payne
Sr. • Forward
6-6 • 225
Cincinnati, Ohio



#3 Chris Denson
Sr. • Guard
6-2 • 181
Columbus, Ga.



#11 Dion Wade
Fr. • Guard
6-5 • 170
Antwerp, Belgium



#13 Tahj Shamsid-Deen
Fr. • Point Guard
5-10 • 163
Decatur, Ga.




#20 Alex Thompson
Fr. • Forward
6-8 • 204
Dothan, Ala.



#21 Malcolm Canada
Jr. • Point Guard
6-3 • 224
Austin, Texas




#22 C.J. Holmes
So. • Guard
6-0 • 191
Washington, D.C.



#25 Jordon Granger
So. • Forward
6-8 • 200
St. Louis, Mo.



#31 Benas Griciunas
Fr. • Center
7-0 • 225
Silute, Lithuania



#32 Chris Griffin
Jr. • Forward
6-7 • 229
Tallahassee, Fla.



#33 Ronald Delph
Fr. • Center
7-0 • 235
Winter Haven, Fla.



#41 Matthew Atewe
Fr. • Center
6-9 • 250
Ontario, Canada



Tony Barbee
Head Coach
4th Year at Auburn
8th Year Overall



Ryan Miller
Associate Head Coach



Tony Madlock
Assistant Coach



Milt Wagner
Assistant Coach



Steve Smith
Exec. Dir. of Basketball



Randall Dickey
Dir. of Basketball Ops.



DATE	DAY	OPPONENT	LOCATION	TIME (CT)	TV
OCTOBER					
28	MONDAY	VICTORY UNIVERSITY (EXHIBITION)	AUBURN	7PM	--
NOVEMBER					
1	FRIDAY	PAINE COLLEGE (EXHIBITION)	AUBURN	7PM	--
8	FRIDAY	NICHOLS STATE	AUBURN	7PM	--
15	FRIDAY	NORTHWESTERN STATE	AUBURN	7PM	--
19	TUESDAY	JACKSONVILLE STATE	AUBURN	7PM	--
23	SATURDAY	MURRAY STATE	AUBURN	7PM	--
26	TUESDAY	TENNESSEE STATE	AUBURN	7PM	--
DECEMBER					
2	Monday	at Iowa State	Ames, Iowa	6pm	ESPNU
8	Sunday	vs. Illinois	Atlanta, Ga. (Philips Arena)	2pm	FSN
19	THURSDAY	CLEMSON	AUBURN	7PM	FSN
22	SUNDAY	BOSTON COLLEGE	AUBURN	1PM	CSS
30	MONDAY	ARKANSAS-PINE BLUFF	AUBURN	7PM	CSS
JANUARY					
4	SATURDAY	FLORIDA A&M	AUBURN	7PM	--
9	Thursday	*at Ole Miss	Oxford, Miss.	6pm	ESPN/2
11	SATURDAY	*MISSOURI	AUBURN	1PM	ESPN
15	Wednesday	*at Tennessee	Knoxville, Tenn.	6pm	CSS
18	SATURDAY	*FLORIDA	AUBURN	3PM	SEC TV
22	Wednesday	*at Mississippi State	Starkville, Miss.	7pm	ESPN3
25	Saturday	*at Arkansas	Fayetteville, Ark.	5pm	FSN
29	WEDNESDAY	*ALABAMA	AUBURN	7PM	SEC TV
FEBRUARY					
1	SATURDAY	*GEORGIA	AUBURN	12:30PM	SEC TV
5	Wednesday	*at South Carolina	Columbia, S.C.	6pm	ESPN3
8	Saturday	*at LSU	Baton Rouge, La.	3pm	SEC TV
12	WEDNESDAY	*KENTUCKY	AUBURN	7PM	SEC TV
15	SATURDAY	*MISSISSIPPI STATE	AUBURN	12:30PM	SEC TV
19	Wednesday	*at Florida	Gainesville, Fla.	6pm	FSN
22	SATURDAY	*VANDERBILT	AUBURN	5PM	FSN
26	WEDNESDAY	*SOUTH CAROLINA	AUBURN	8PM	FSN
MARCH					
1	Saturday	*at Alabama	Tuscaloosa, Ala.	2pm	ESPNU
5	WEDNESDAY	*TENNESSEE	AUBURN	7PM	SEC TV
8	Saturday	*at Texas A&M	College Station, Texas	3pm	SEC TV
12-16	Wednesday-Sunday	SEC Tournament	Atlanta, Ga. (Georgia Dome)	TBA	TBA
NCAA FIRST FOUR					
March 18-19		Dayton, Ohio	UD Arena		
NCAA SECOND/THIRD ROUNDS					
March 20 & 22		Buffalo, N.Y. Milwaukee, Wis. Orlando, Fla. Spokane, Wash.	First Niagara Center BMO Harris Bradley Center Amway Center Spokane Veterans Mem. Arena		
March 21 & 23		Raleigh, N.C. San Antonio, Texas San Diego St. Louis	PNC Arena AT&T Center Viejas Arena Scottrade Center		
NCAA REGIONALS					
March 27 & 29		Anaheim, Calif. Memphis, Tenn.	Honda Center FedEx Forum		
March 28 & 30		Indianapolis, Ind. New York, N.Y.	Lucas Oil Stadium Madison Square Garden		
NCAA FINAL FOUR					
April 5 & 7		Dallas, Texas	AT&T Stadium		



2012-13 (Junior): Averaged 11.9 points, 3.0 rebounds, 1.6 assists and 1.0 steals in 24.9 minutes per game ... played in 20 games, starting 9 ... did not play in the first 7 games of the season ... Missed 4 games in January due to a stress fracture ... shot 47.4 percent from the floor, 28.0 percent from 3-point range and 66.3 percent from the foul line ... career-high 24 points and 9 rebounds, 3 assists and 2 steals at Mississippi State ... 18 points, 5 assists vs. Arkansas ... 16 points vs. Vanderbilt ... game-high 18 points (6-9 fgs) in 26 minutes vs. Ole Miss ... 15 points (7-10 fgs), 4 rebounds at Kentucky ... 20 points, 5 rebounds and 2 steals in 23 minutes vs. Tennessee Tech ... Dunk was ESPN's No. 1 Play of the Day on Dec. 18 ... 18 points, 5 rebounds, 3 assists and 2 steals vs. Winthrop ... 17 points (7-10 fgs), career-high 6 rebounds vs. Furman ... 13 points in 20 minutes vs. Grambling.

2011-12 (Sophomore): Averaged 8.7 points, 1.8 rebounds, 1.1 assists and 0.5 steals in 22.3 minutes per game ... started 8 of 30 games ... shot 46.4 percent from the floor, 36.8 percent from 3-point range and 63.6 percent from the foul line ... of his 54 rebounds, 22 were offensive ... scored a season-high 19 points (10-12 fts) with 5 assists vs. Georgia Southern ... 17 points (3-4 3fgs) and 3 assists vs. Arkansas-Pine Bluff ... 16 points, 4 rebounds and 2 assists vs. Ole Miss ... 15 points at Florida State ... 12 points and 4 rebounds vs. #2 Kentucky ... 12 points (8-12 fts) vs. LSU ... 14 points (8-11 fts) vs. North Florida ... 12 points, 3 steals and 3 rebounds vs. USF in first start of season.

2010-11 (Freshman): Averaged 5.9 points, 1.6 rebounds, 1.0 assists and 0.9 steals in 18.4 minutes per game ... shot 42.2 percent from the field, 16.0 percent from 3-point range and 58.3 percent from the foul line ... played in 20 games, starting three vs. Florida, Alabama and at Arkansas ... in the final seven games of the season, averaged 9.7 points while shooting 48.9 percent from the field ... scored a career-high 21 points on 9-of-10 shooting from the field in 22 minutes vs. Georgia in the SEC Tournament ... 16 points (8-9 fts), 4 steals and 3 rebounds at Ole Miss ... 11 points, including 9 in the second half, 4 rebounds and 2 assists vs. Ole Miss, including a perfect 4-4 from the foul line in the last 35 seconds ... 10 points (4-6 fgs) at Georgia ... 10 points, all in the second half, 3 rebounds in 12 minutes at South Carolina ... 8 points, 4 rebounds, 3 assists and 2 steals vs. Arkansas ... 7 points, 5 rebounds at Arkansas ... 7 points vs. #18 Vanderbilt ... 4 assists in 15 minutes vs. Florida in first collegiate start ... 12 points (4-6 fgs, 2-4 3fgs) in 19 minutes at Mississippi State ... received the Most Improved Player award at the team's season-ending banquet.

HIGH SCHOOL AND PERSONAL DATA: Averaged 24.3 points, 4.7 rebounds, 4.1 assists and 2.5 steals as a senior at Columbus (Ga.) Shaw High School under coach Terry White in 2009-10 ... a McDonald's All-American nominee ... first-team All-State selection as a senior ... averaged 13.9 points as a junior ... drove to the basket at will and finished with a game-high 38 points vs. Liberty County in the Class AAA state tournament in 2010 ... helped Shaw advance to the state playoffs all four years, including an Elite Eight appearance as a freshman, Sweet 16 as a sophomore and then losing a first round heartbreaker as a junior in 2009 when Shaw finished 23-8 ... full name is Christopher Tyler Denson ... born Sept. 17, 1991, in Columbus, Ga. ... majoring in Liberal Arts ... son of Donna and Chris Denson Sr. ... signed national letter of intent on May 19, 2010.

Chris Denson

#3

6-2 • 181
Senior • Guard
Columbus, Ga. • Shaw

2012-13 Denson Game-by-Game

Opponent	Min	FG-A	Pct	3PT-A	Pct	FT-A	Pct	O-D-T	PF	A	TO	BLK	ST	Pts
IPEW							DNP							
vs. Murray St							DNP							
at CofC							DNP							
vs. Dayton							DNP							
at BC							DNP							
URI							DNP							
DEPAUL							DNP							
GRAMBLING	20*	5-6	.833	0-1	.000	3-6	.500	0-0-0	0	1	1	0	0	13
FURMAN	30*	7-10	.700	0-0	.000	3-4	.750	1-5-6	3	2	2	0	0	17
TENN TECH	23*	5-11	.455	1-3	.333	9-10	.900	2-3-5	1	1	2	0	2	20
WINTHROP	36*	6-13	.462	1-3	.333	5-7	.714	3-2-5	0	3	0	0	2	18
vs. Illinois	25*	2-8	.250	1-1	1.000	3-6	.500	2-2-4	2	4	6	1	1	8
FLORIDA ST							DNP							
LSU							DNP							
at S. Carolina							DNP							
at Arkansas							DNP							
KENTUCKY	13	0-4	.000	0-0	.000	0-0	.000	1-2-3	1	3	0	0	0	0
at Vanderbilt	18	0-4	.000	0-3	.000	1-2	.500	0-1-1	3	1	2	0	0	1
OLE MISS	26	6-9	.667	0-0	.000	6-8	.750	1-0-1	3	0	0	1	1	18
at Georgia	28*	4-12	.333	0-2	.000	4-9	.444	1-2-3	2	0	0	0	0	12
at Missouri	25*	3-8	.375	1-2	.500	3-6	.500	0-3-3	2	1	1	0	2	10
ALABAMA	28	3-7	.429	1-1	1.000	2-4	.500	0-2-2	0	0	1	1	1	9
at Kentucky	29	7-10	.700	0-0	.000	1-2	.500	2-2-4	0	1	0	0	0	15
ARKANSAS	28*	6-9	.667	1-1	1.000	5-8	.625	0-2-2	3	5	2	0	0	18
FLORIDA	25*	5-8	.625	0-0	.000	3-4	.750	0-1-1	1	1	1	0	1	13
TEXAS A&M	23	4-7	.571	0-1	.000	1-2	.500	0-1-1	3	1	1	0	1	9
at Ole Miss	3	0-1	.000	0-0	.000	0-0	.000	0-0-0	0	0	0	0	0	0
at Alabama	26	0-5	.000	0-0	.000	2-2	1.000	1-3-4	0	1	2	0	2	2
VANDERBILT	30	5-12	.417	1-4	.250	5-7	.714	0-4-4	3	2	0	0	2	16
TENNESSEE							DNP							
at Miss. St.	35	9-18	.500	0-1	.000	6-8	.750	0-9-9	2	3	1	0	2	24
vs. Texas A&M	27	4-9	.444	0-2	.000	7-9	.778	0-1-1	4	1	0	0	2	15

2012-13 Denson Season & Career Highs

Points	Season 24, at Mississippi State (3/9/13)	Free Throws	Season 9, vs. Tennessee Tech (12/18/12)
Career 24, at Mississippi State (3/9/13)		Career 10, vs. Ga. Southern (12/30/11)	
Rebounds	Season 9, at Mississippi State (3/9/13)	Free Throws Attempted	Season 10, vs. Tennessee Tech (12/18/12)
Career 9, at Mississippi State (3/9/13)		Career 12, 2x, vs. LSU (3/3/12)	
Field Goals	Season 9, at Mississippi State (3/9/13)	Assists	Season 5, vs. Arkansas (2/13/13)
Career 9, 2x, at Miss. State (3/9/13)		Career 5, 3x, vs. Arkansas (2/13/13)	
Field Goal Attempts	Season 18, at Mississippi State (3/9/13)	Steals	Season 2, 6x, at Mississippi State (3/9/13)
Career 18, at Mississippi State (3/9/13)		Career 4, at Ole Miss (2/15/11)	
Three-Point Field Goals	Season 1, 7x, vs. Vanderbilt (3/2/13)	Blocked Shots	Season 1, 3x, vs. Alabama (2/6/13)
Career 3, vs. Ark-Pine Bluff (11/28/11)		Career 1, 7x, vs. Alabama (2/6/13)	
Three-Point Attempts	Season 4, vs. Vanderbilt (3/2/13)	Minutes Played	Season 36, vs. Winthrop (12/22/12)
Career 5, at Hawai'i (12/22/11)		Career 38, vs. Ole Miss (1/14/12)	

DENSON'S CAREER STATS

Year	GP-GS	Min-Avg	FG-FGA	Pct	3FG-A	Pct	FT-FTA	Pct	Off-Def-Tot-Avg	PF	FO	Ast	TO	Blk	Stl	Pts	Avg
2010-11	20-3	367-18.4	43-102	.422	4-25	.160	28-48	.583	15-17-32-1.6	30	0	20	12	1	17	118	5.9
2011-12	30-8	670-22.3	90-194	.464	14-38	.368	68-107	.636	22-32-54-1.8	44	0	34	41	3	16	262	8.7
2012-13	20-9	498-24.9	81-171	.474	7-25	.280	69-104	.663	14-45-59-3.0	33	0	31	22	3	19	238	11.9
TOTAL	70-20	1535-21.9	214-467	.458	25-88	.284	165-259	.637	51-94-145-2.1	107	0	85	75	7	52	618	8.8



2012-13 (Junior): Averaged 3.7 points, 3.3 rebounds and 1.4 blocks in 14.0 minutes per game ... played in 32 games ... shot 46.0 percent from the field and 65.9 percent from the free throw line ... Led the team with 44 blocks, which was 6th in the SEC ... 10 points (4-4 fgs), 3 rebounds, 1 steal in 15 minutes vs. Kentucky ... 12 points, 8 rebounds, 3 blocks and 1 steal vs. Murray State ... 9 points, 5 rebounds, 3 blocks in 15 minutes vs. DePaul ... 8 points, 3 rebounds at No. 17 Missouri ... 5 points, 3 blocks and 2 rebounds at Alabama ... career-high 9 rebounds, 6 points and 3 blocks vs. Furman ... 8 rebounds and 4 points in 17 minutes vs. Florida State.

2011-12 (Sophomore): Averaged 10.9 points, was ranked fifth nationally with 11.8 rebounds and led the NJCAA Div. I with 5.4 blocks per game for Chattahoochee Tech in Marietta, Ga., under coach David Archer ... earned second-team All-GCAA honors as well as Defensive Player of the Year honors ... was named GCAA Player of the Week for averaging 12.6 points, 14 rebounds and 4 blocks during the week of Feb. 23 ... totaled 23 points, 9 rebounds and 3 blocks while going 7-of-8 from the floor and a perfect 9-of-9 from the free throw line in a 57-56 loss to Albany Tech in the GCAA Tournament first round ... his putback dunk with 30 seconds left, gave Chattahoochee Tech in the game ... had three triple-doubles on the season.

2010-11 (Freshman): Averaged 4.6 points, 4.0 rebounds for NCAA Div. II Grand Valley State in Allendale, Mich., for coach Ric Wesley after redshirting his freshman season at the school in 2009-10 ... shot 57.1 percent from the field and averaged 2.2 blocks per game while his 59 blocks were the fourth-highest in school history ... had a season-high 7 blocks in only 18 minutes to go along with 6 rebounds and 5 points vs. Lake Superior State ... started the final 25 games of the season, averaging 18.5 minutes per game ... scored in double figures three times, including a season-high 11 points vs. Northern Michigan.

HIGH SCHOOL AND PERSONAL DATA: Full name is Asauhn Antonio Dixon-Tatum ... born February 1, 1991, in Indianapolis, Ind. ... son of Vincent Tatum and Tamia Dixon-Tatum ... majoring in Public Administration ... Averaged 11.3 points, 9.7 rebounds and 4.0 blocks per game as a senior for Anderson Highland High School under coach Jeff Howard ... helped the team to a 14-9 record and the county championship ... led the county in blocks and was named Anderson Highland's Most Improved Player during 2008-09 ... ranked as the No. 2 center in Indiana by Scoutingindiana.com ... when he graduated high school, he was 6-foot-9, 190 pounds.

Asauhn Dixon-Tatum

#0

7-0 • 226

Senior • Center

Anderson, Ind. • Chattahoochee Tech

2012-13 Dixon-Tatum Game-by-Game


Opponent	Min	FG-A	Pct.	3PT-A	Pct.	FT-A	Pct.	O-D-T	PF	A	TO	BLK	STL	Pts
IPFW	8	0-3	.000	0-0	.000	0-0	.000	1-1-2	1	0	1	1	0	0
vs. Murray St	28	6-8	.750	0-0	.000	0-0	.000	7-1-8	2	1	2	3	1	12
at CoFC	7	0-1	.000	0-0	.000	0-0	.000	0-0-0	3	0	1	1	0	0
vs. Dayton	8	1-1	1.000	0-0	.000	0-0	.000	0-0-0	2	0	2	1	1	2
at BC	8	0-2	.000	0-0	.000	0-0	.000	0-1-1	2	0	0	0	0	0
URI	17	2-3	.667	0-0	.000	0-0	.000	3-0-3	1	0	1	0	0	4
DEPAUL	15	1-2	.500	0-0	.000	7-8	.785	2-3-5	0	0	0	3	0	9
GRAMBLING	21	2-4	.500	0-0	.000	0-0	.000	1-3-4	3	0	0	3	0	4
FURMAN	21	3-10	.300	0-0	.000	0-0	.000	4-5-9	1	0	0	3	0	6
TENN TECH	17	1-5	.200	0-0	.000	3-6	.500	3-5-8	2	0	2	0	0	5
WINTHROP	13	3-4	.750	0-0	.000	0-1	.000	4-0-4	3	0	1	0	0	6
vs. Illinois	17	2-3	.667	0-0	.000	1-2	.500	1-1-2	4	2	0	1	2	5
FLORIDA ST	17	2-3	.667	0-0	.000	0-1	.000	4-4-8	3	0	1	1	0	4
LSU	14	3-5	.600	0-0	.000	0-0	.000	2-1-3	0	1	0	1	0	6
at S. Carolina	9	1-1	1.00	0-0	.000	2-2	1.000	0-0-0	3	0	1	1	0	4
at Arkansas	13	3-3	1.00	0-0	.000	0-2	.000	0-3-3	1	0	0	1	0	6
KENTUCKY	15	4-4	1.000	0-0	.000	2-2	1.000	2-1-3	1	0	0	1	1	10
at Vanderbilt	10	1-2	.500	0-0	.000	0-0	.000	0-3-3	2	0	2	1	2	2
OLE MISS	8	0-2	.000	0-0	.000	0-0	.000	0-0-0	1	0	0	0	0	0
at Georgia	10	0-2	.000	0-0	.000	0-0	.000	1-0-1	2	0	0	0	0	0
at Missouri	21	2-5	.400	0-0	.000	4-4	1.000	2-1-3	5	1	0	1	0	8
ALABAMA	14	0-1	.000	0-0	.000	0-0	.000	2-3-5	3	0	2	0	1	0
at Kentucky	16	0-1	.000	0-0	.000	2-2	1.000	0-2-2	5	0	2	2	1	2
ARKANSAS	15	2-3	.667	0-0	.000	1-2	.500	1-2-3	1	0	1	3	1	5
FLORIDA	13	0-2	.000	0-0	.000	0-0	.000	3-0-3	0	0	0	2	0	0
TEXAS A&M	15	1-3	.333	0-0	.000	0-0	.000	3-1-4	2	0	0	1	0	2
at Ole Miss	9*	0-3	.000	0-0	.000	0-0	.000	0-1-1	3	0	0	0	0	0
at Alabama	12	1-2	.500	0-0	.000	3-4	.750	0-2-2	1	0	0	3	1	5
VANDERBILT	11	1-3	.333	0-0	.000	0-1	.000	1-2-3	0	0	0	2	0	2
TENNESSEE	16	2-2	1.000	0-0	.000	1-2	.500	2-1-3	2	0	1	2	0	5
at Miss. St.	11	0-3	.000	0-0	.000	0-0	.000	1-3-4	2	0	1	2	1	0
vs. Texas A&M	19	2-4	.500	0-0	.000	1-2	.500	2-4-6	2	0	1	4	0	5

2012-13 Dixon-Tatum Season & Career Highs

Points	Season 12, vs. Murray State (11/15/12)	Free Throws	Season 7, vs. DePaul (11/30/12)
Career 12, vs. Murray State (11/15/12)	Career 7, vs. DePaul (11/30/12)	Free Throws Attempted	Season 8, vs. DePaul (11/30/12)
Rebounds	Season 9, vs. Furman (12/15/12)	Career 8, vs. DePaul (11/30/12)	Assists
Career 9, vs. Furman (12/15/12)	Field Goals	Season 2, vs. Illinois (12/29/12)	Career 2, vs. Illinois (12/29/12)
Field Goal Attempts	Season 6, vs. Murray State (11/15/12)	Steals	Season 2, 2x, at Vanderbilt (1/23/13)
Career 6, vs. Murray State (11/15/12)	Field Goal Attempts	Career 2, 2x, at Vanderbilt (1/23/13)	Blocked Shots
Three-Point Field Goals	Season --	Career --	Season 4, vs. Texas A&M (3/13/13)
Season --	Three-Point Attempts	Career --	Career 4, vs. Texas A&M (3/13/13)
Season --	Season --	Minutes Played	Season 28, vs. Murray State (11/15/12)
Career --	Career --	Career 28, vs. Murray State (11/15/12)	Career 28, vs. Murray State (11/15/12)

DIXON-TATUM'S CAREER STATS

Year	GP-GS	Min-Avg	FG-FGA	Pct	3FG-A	Pct	FT-FTA	Pct	Off-Def-Tot-Avg	PF	FO	Ast	TO	Blk	Stl	Pts	Avg
2012-13	32-1	448-14.0	46-100	.460	0-0	.000	27-41	.659	52-54-106-3.3	63	2	5	22	44	12	119	3.7
TOTAL	32-1	448-14.0	46-100	.460	0-0	.000	27-41	.659	52-54-106-3.3	63	2	5	22	44	12	119	3.7



2012-13 (Freshman): Averaged 1.2 points and 1.1 rebounds in 6.1 minutes per game ... played in 20 games, starting 3 (vs. Alabama, Kentucky and Arkansas) ... shot 36.8 from the field and 83.3 from the free throw line ... 5 points vs. Arkansas ... 4 points, 4 rebounds in a 14 minutes at No. 17 Missouri ... 6 points and 2 rebounds in 9 minutes vs. Grambling ... 4 points, 3 rebounds, 1 block and 1 steal in 10 minutes vs. Tennessee Tech ... 2 points and 2 rebounds in season-high 15 minutes vs. No. 7 Florida.

HIGH SCHOOL AND PERSONAL DATA: Averaged 14.8 points, 8.8 rebounds and 3.9 blocks as a senior at McClure North High School in Florissant, Mo., for coach Randy Reed in 2011-12 in leading the team to a 31-1 record and the state championship ... named Missouri Player of the Year as a senior as well as Missouri Boys Super 7 ... named first-team All-State Class 5A as a senior ... won back-to-back Class 5A State Championships in 2011 and 2012 ... 21 points and 20 rebounds vs. University City ... 23 points and 8 boards vs. ChiBogan ... 21 points and 18 rebounds vs. Cardinal Ritter ... first-team All-Metro as a senior and second-team All-Metro as a junior when he averaged 14.8 points, 8.8 rebounds and 3.8 blocks leading the team to a 29-5 record ... in one week as a junior, he had a pair of triple-doubles in three wins with 14 points and 14 blocks vs. Normandy, 21 points, 10 rebounds and 6 blocks vs. Roosevelt and 16 points, 16 rebounds and 10 blocks vs. Jackson ... chose Auburn over Missouri, Arkansas, Illinois, Saint Louis U. and Detroit ... three-year letterman at McClure North ... full name is Jordan Eugene Granger ... born November 5, 1993, in St. Louis, Mo. ... majoring in Psychology ... son of Eugene Granger and Paula Granger.

Jordon Granger

#25

6-8 • 200
Sophomore • Forward
St. Louis, Mo. • McCluer North

2012-13 Granger Game-by-Game


Opponent	Min	FG-A	Pct.	3PT-A	Pct.	FT-A	Pct.	O-D-T	PF	A	TO	BLK	ST	Pts.
IPFW	4	0-0	.000	0-0	.000	0-0	.000	0-0-0	1	0	1	0	0	0
vs. Murray St	9	0-1	.000	0-0	.000	0-0	.000	1-1-2	1	0	0	0	0	0
at CofC														DNP
vs. Dayton														DNP
at BC														DNP
URI														DNP
DEPAUL	5	0-0	.000	0-0	.000	0-0	.000	0-0-0	1	1	0	0	0	0
GRAMBLING	9	2-4	.500	0-0	.000	2-2	1.000	1-1-2	0	0	0	0	0	6
FURMAN	3	0-0	.000	0-0	.000	0-0	.000	0-0-0	0	0	0	0	0	0
TENN TECH	10	2-3	.667	0-0	.000	0-0	.000	1-2-3	2	0	2	1	1	4
WINTHROP	1	0-0	.000	0-0	.000	0-0	.000	0-0-0	1	0	0	0	0	0
vs. Illinois														DNP
FLORIDA ST	2	0-0	.000	0-0	.000	0-0	.000	0-0-0	0	0	0	0	0	0
LSU														DNP
at S. Carolina	6	0-0	.000	0-0	.000	0-0	.000	0-0-0	0	0	0	0	0	0
at Arkansas	0	0-0	.000	0-0	.000	0-0	.000	0-0-0	0	0	0	0	0	0
KENTUCKY														DNP
at Vanderbilt	2	0-1	.000	0-0	.000	0-0	.000	0-0-0	1	0	1	0	0	0
OLE MISS														DNP
at Georgia	6	0-1	.000	0-0	.000	1-2	.500	2-0-2	2	0	0	0	0	1
at Missouri	14	0-2	.000	0-1	.000	4-4	1.000	0-4-4	2	0	1	0	0	4
ALABAMA	7*	0-2	.000	0-0	.000	0-0	.000	1-1-2	0	0	0	0	0	0
at Kentucky	4*	0-0	.000	0-0	.000	0-0	.000	0-0-0	1	0	0	0	0	0
ARKANSAS	11*	1-1	1.000	0-0	.000	3-4	.750	0-1-1	2	0	0	0	1	5
FLORIDA	15	1-3	.333	0-0	.000	0-0	.000	1-1-2	1	0	1	0	1	2
TEXAS A&M	6	0-0	.000	0-0	.000	0-0	.000	0-2-2	0	0	0	0	0	0
at Ole Miss	4	1-1	1.000	0-0	.000	0-0	.000	0-0-0	0	0	0	0	0	2
at Alabama	4	0-0	.000	0-0	.000	0-0	.000	1-0-1	0	0	1	0	0	0
VANDERBILT														DNP
TENNESSEE														DNP
at Miss. St.														DNP
vs. Texas A&M														DNP

2012-13 Granger Season & Career Highs

Points	Season 6, vs. Grambling State (12/11/12)	Free Throws	Season 4, at Missouri (2/2/13)
Career 6, vs. Grambling State (12/11/12)	Career 4, at Missouri (2/2/13)	Free Throws Attempted	Season 4, 2x, at Missouri (2/2/13)
Rebounds	Season 4, at Missouri (2/2/13)	Career 4, 2x, at Missouri (2/2/13)	Assists
Career 4, at Missouri (2/2/13)	Field Goals	Season 2, 2x, vs. Tenn. Tech (12/18/12)	Season 1, vs. DePaul (11/30/12)
Field Goal Attempts	Season 2, 2x, vs. Tenn. Tech (12/18/12)	Career 2, 2x, vs. Tenn. Tech (12/18/12)	Career 1, vs. DePaul (11/30/12)
Three-Point Field Goals	Season 4, vs. Grambling State (12/11/12)	Career 4, vs. Grambling State (12/11/12)	Steals
Season --	Three-Point Attempts	Season 1, at Missouri (2/2/13)	Season 1, 3x, vs. Florida (2/16/13)
Career --	Season 1, at Missouri (2/2/13)	Career 1, at Missouri (2/2/13)	Career 1, 3x, vs. Florida (2/16/13)
Blocked Shots	Season 1, vs. Tennessee Tech (12/18/12)	Minutes Played	Season 15, vs. Florida (2/16/13)
Career 1, vs. Tennessee Tech (12/18/12)	Career 15, vs. Florida (2/16/13)		Career 15, vs. Florida (2/16/13)

GRANGER'S CAREER STATS

Year	GP-GS	Min-Avg	FG-FGA	Pct	3FG-A	Pct	FT-FTA	Pct	Off-Def-Tot-Avg	PF	FO	Ast	TO	Blk	Stl	Pts	Avg
2012-13	20-3	122-6.1	7-19	.368	0-1	.000	10-12	.833	8-13-21-1.1	15	0	1	7	1	3	24	1.2
TOTAL	20-3	122-6.1	7-19	.368	0-1	.000	10-12	.833	8-13-21-1.1	15	0	1	7	1	3	24	1.2



2012-13 (Junior): Averaged 7.7 points, 4.6 rebounds, 1.3 assists and 1.2 steals in 27.0 minutes per game ... played in 32 games, starting 30 ... shot 44.5 percent from the field, 22.8 percent (13-of-57) from 3-point range and 68.1 percent from the foul line ... 13 points, 4 rebounds and 2 steals at Georgia ... 9 points, 8 rebounds, 2 steals, 1 assist and 1 block at Mississippi State ... 3-pointer with :05 left sent Arkansas game into overtime ... 9 points and 4 rebounds vs. Arkansas ... Career-high 17 points, 7 rebounds and 3 assists vs. Florida State ... 15 points, 4 rebounds and 4 assists vs. LSU ... First career double-double (10 points, career-high 10 rebounds) vs. No. 12 Illinois ... 11 points, 4 rebounds, 2 steals vs. Kentucky ... 11 points vs. Texas A&M ... 12 points, 7 rebounds, 3 assists and 3 steals vs. IPFW ... 11 points (9 in the second half), 6 rebounds, 2 steals vs. Alabama.

2011-12 (Sophomore): Averaged 4.3 points, 4.0 rebounds, 0.9 assists and 0.7 steals in 19.0 minutes per game ... played in 20 games, starting 12 ... shot 41.3 percent from the field, 30.8 percent (4-of-13) from 3-point range and 69.0 percent from the foul line ... started the first six games of the season ... did not play in the last three games of the season as he had left lateral meniscus knee surgery on Feb. 28 ... season-high 15 points, 7 rebounds and 3 assists vs. Arkansas on Feb. 25 ... 10 points, a career-high 9 rebounds at Miss. State ... 6 points, 3 rebounds at Arkansas ... 7 rebounds vs. Georgia ... 11 points and 5 boards vs. Nicholls State ... 6 points and 6 rebounds vs. No. 23 Miss. State ... 7 points and 8 rebounds at No. 11 Florida.

2010-11 (Freshman): Averaged 5.6 points and 2.9 rebounds in 21.8 minutes per game ... played in all 31 games, starting 18, including the final 17 of the season ... 16 points, 6 rebounds and 2 steals in 25 minutes vs. Arkansas-Pine Bluff ... scored an SEC-high 15 points (2-of-4 3fgs) and had 5 rebounds at No. 15 Kentucky in the SEC opener ... 14 points (4-of-5 fgs) vs. UNC Asheville in his collegiate debut in the season opener ... team-highs of 13 points and 7 rebounds vs. Tennessee ... 9 points, 3 rebounds and 3 assists vs. Miss. State ... 9 points and 3 rebounds vs. Middle Tennessee State ... 6 points, 8 rebounds and 2 assists at South Carolina ... received the Freshman of the Year Award at the team's awards banquet.

HIGH SCHOOL AND PERSONAL DATA: Averaged 18 points and 7 rebounds as a senior for Winton Woods High School under coach Donnie Gillespie II ... named second-team All-State as a senior ... three-time All-City selection as a sophomore, junior and senior ... four-time first-team All-FAVC selection ... three-time team MVP ... all-time leading rebounder at Winton Woods High with 646 rebounds ... scored a season high 33 points vs. Hamilton High ... scored 25 points twice in the month of January 2010 against Western Hills and Glen Este ... 18 points and 6 rebounds vs. Garfield Heights ... averaged 15 points and 8 rebounds as a junior ... full name is Allen Emmanuel Payne ... born Nov. 23, 1991, in Forest Park, Ohio ... majoring in public administration ... son of Nichelle Payne and Bobby Jones ... his father played basketball at VMI ... signed national letter of intent on Nov. 16, 2009.

Allen Payne

#2

6-6 • 225
Senior • Forward
Cincinnati, Ohio • Winton Woods

2012-13 Payne Game-by-Game


Opponent	Min	FG-A	Pct.	3PT-A	Pct.	FT-A	Pct.	O-D-T	PF	A	TO	BLK	ST	Pts
IPFW	37*	4-7	.571	0-0	.000	4-6	.667	4-3-7	2	3	2	0	3	12
vs. Murray St	17*	0-5	.000	0-1	.000	6-8	.750	1-3-4	2	1	3	0	1	6
at CoFC	28*	0-7	.000	0-1	.000	0-0	.000	1-3-4	3	0	1	0	2	0
vs. Dayton	33*	4-8	.500	1-2	.500	0-0	.000	1-3-4	3	1	2	0	0	9
at BC	29	3-7	.429	0-1	.000	1-3	.333	1-5-6	3	1	1	1	2	7
URI	36*	4-11	.364	1-4	.250	0-0	.000	2-3-5	4	0	3	1	2	9
DEPAUL	22*	4-6	.667	0-0	.000	0-0	.000	2-1-3	2	0	4	0	4	8
GRAMBLING	18*	4-7	.571	0-3	.000	1-2	.500	2-5-7	0	2	0	0	1	9
FURMAN	19*	2-3	.667	1-1	1.000	0-0	.000	0-0-0	4	0	3	0	2	5
TENN TECH	24*	2-3	.667	1-2	.500	0-0	.000	2-4-6	2	4	1	0	1	5
WINTHROP	29*	3-9	.333	0-4	.000	0-0	.000	4-1-5	3	2	1	0	0	6
vs. Illinois	27*	4-8	.500	0-2	.000	2-3	.667	3-7-10	4	1	0	0	1	10
FLORIDA ST	33*	4-8	.500	0-0	.000	9-13	.692	4-3-7	3	3	3	0	1	17
LSU	29*	7-12	.583	1-3	.333	0-0	.000	0-4-4	2	4	1	0	0	15
at S. Carolina	34*	4-7	.571	0-1	.000	0-2	.000	2-1-3	4	1	3	0	2	8
at Arkansas	36*	4-6	.667	1-2	.500	0-0	.000	1-3-4	5	1	3	0	0	9
KENTUCKY	35*	4-8	.500	0-2	.000	3-4	.750	1-3-4	1	0	1	0	2	11
at Vanderbilt	33*	1-1	1.000	0-0	.000	1-1	1.000	0-5-5	2	2	2	0	2	3
OLE MISS	27*	3-8	.375	0-3	.000	0-0	.000	0-1-1	4	1	0	0	0	6
at Georgia	26*	3-8	.375	2-4	.500	5-6	.833	2-2-4	4	0	3	0	2	13
at Missouri	21*	1-3	.333	0-0	.000	4-4	1.000	1-3-4	2	0	3	0	0	6
ALABAMA	30*	4-5	.800	0-1	.000	3-3	1.000	1-5-6	1	1	1	0	2	11
at Kentucky	17*	2-5	.400	1-1	1.000	0-1	.000	0-1-1	2	0	0	0	0	5
ARKANSAS	30*	3-10	.300	1-3	.333	1-2	.500	2-3-5	4	1	2	0	1	8
FLORIDA	24*	1-6	.167	0-1	.000	1-2	.500	2-3-5	4	1	2	0	1	8
TEXAS A&M	26*	4-7	.571	1-3	.333	2-2	1.000	0-2-2	3	0	3	0	0	11
at Ole Miss	27*	4-8	.500	0-2	.000	1-1	1.000	1-6-7	2	2	2	0	2	9
at Alabama	24*	1-5	.200	0-1	.000	0-0	.000	2-4-6	3	4	2	0	1	2
VANDERBILT	27*	2-6	.333	0-2	.000	2-4	.500	1-5-6	3	1	2	0	1	6
TENNESSEE	17*	1-3	.333	0-2	.000	1-2	.500	0-2-2	4	2	1	0	0	3
at Miss. St.	33*	4-8	.500	1-3	.333	0-0	.000	1-7-8	2	1	3	1	2	9
vs. Texas A&M	17*	2-4	.500	1-2	.500	0-0	.000	0-1-1	3	1	1	0	0	5

2012-13 Payne Season & Career Highs

Points	Free Throws
Season 17, vs. Florida State (1/2/13)	Season 9, vs. Florida State (1/2/13)
Career 17, vs. Florida State (1/2/13)	Career 9, vs. Florida State (1/2/13)
Rebounds	Free Throws Attempted
Season 10, vs. Illinois (12/29/12)	Season 13, vs. Florida State (1/2/13)
Career 10, vs. Illinois (12/29/12)	Career 13, vs. Florida State (1/2/13)
Field Goals	Assists
Season 7, vs. LSU (1/9/13)	Season 4, 3x, at Alabama (2/26/13)
Career 7, vs. LSU (1/9/13)	Career 4, 3x, at Alabama (2/26/13)
Field Goal Attempts	Steals
Season 12, vs. LSU (1/9/13)	Season 4, vs. DePaul (11/30/12)
Career 12, vs. LSU (1/9/13)	Career 4, 2x, vs. DePaul (11/30/12)
Three-Point Field Goals	Blocked Shots
Season 2, at Georgia (1/30/13)	Season 1, 3x, at Miss. State (3/9/13)
Career 2, 4x, at Georgia (1/30/13)	Career 1, 7x, at Miss. State (3/9/13)
Three-Point Attempts	Minutes Played
Season 4, 3x, last at Georgia (1/30/13)	Season 37, vs. IPFW (11/9/12)
Career 4, 5x, last at Georgia (1/30/13)	Career 37, vs. IPFW (11/9/12)

PAYNE'S CAREER STATS

Year	GP-GS	Min-Avg	FG-FGA	Pct	3FG-A	Pct	FT-FTA	Pct	Off-Def-Tot-Avg	PF	FO	Ast	TO	Blk	Stl	Pts	Avg
2010-11	31-18	675-21.8	56-166	.337	16-55	.291	45-66	.682	27-63-90-2.9	46	0	25	63	2	28	173	5.6
2011-12	20-12	380-19.0	31-75	.413	4-13	.308	20-29	.690	26-54-80-4.0	26	0	18	20	2	14	86	4.3
2012-13	32-30	865-27.0	93-209	.445	13-57	.228	47-69	.681	43-105-148-4.6	89	1	41	58	3	38	246	7.7
TOTAL	83-60	1920-23.1	180-450	.400	33-125	.264	112-164	.683	96-222-318-3.8	161	1	84	141	7	80	505	6.1



**Matthew
Atewe**

#41

6-9 • 250
Freshman
Center
Brampton, Ontario,
Canada
Notre Dame Prep

HIGH SCHOOL AND PERSONAL DATA: Averaged close to a double-double in points and rebounds for coach Ryan Hurd at Notre Dame Prep ... Prior to playing at Notre Dame Prep, he attended Father Henry Karr High in Ontario ... Member of the Canadian Junior National Team and was selected to represent Canada in the 2012 Nike Global Challenge ... full name is Matthew Atewe ... born March 7, 1994 in Brampton, Ontario ... son of Osas and Editer Atewe ... majoring in business management ... signed national letter of intent on April 19, 2013.



**Malcolm
Canada**

#21

6-3 • 224
Junior
Point Guard
Austin, Texas
Ellsworth CC

2012-13: Played at Ellsworth Community College ... Third Team NJCAA All-America .. Averaged 20.2 points, 5.8 rebounds, 5.2 assists and 1.6 steals per game, all of which were team highs ... Led the Iowa Community College Athletic Conference in assists (162), point scored (625), field goals (215) and free throws made (162) as well as ranking eighth in both rebounds (181) and steals (49) ... Finished the season ranked fifth nationally in free throws made, 13th in points scored and 18th in assists ... Ellsworth finished the season 18-13.

HIGH SCHOOL AND PERSONAL DATA: Attended Akins High School ... Averaged 18.4 points, 6.0 rebounds, 5.0 assists and 2.7 steals per game as a senior ... Averaged 13.4 points, 4.5 assists, 3.8 rebounds and 2.4 steals per game as a junior ... Was rated No. 98 overall in Texas by Rivals.com and was the 16th rated point guard in the state as a junior ... majoring in public administration.



**Ronald
Delph**

#33

7-0 • 235
Freshman
Center
Winter Haven, Fla.
IMG Academy

HIGH SCHOOL AND PERSONAL DATA: Attended IMG Academy in Bradenton, Fla., after attending Lake Region High in Winter Haven, Fla., where he was a three-year starter ... Averaged 10 points and 10 rebounds ... In his first game at IMG, Delph totaled 22 points and 12 rebounds where he made a big shot to tie the game late ... son of Ronellda Delph ... majoring in animal science production/management.




**Benas
Griciunas**

#31

7-0 • 225
Freshman
Center
Silute, Lithuania
Findlay Prep

HIGH SCHOOL AND PERSONAL DATA: Attended Findlay Prep in Henderson, Nev., along with fellow freshman Dion Wade ... Was selected for the Lithuanian National Team ... son of Audra Griciuniene and Romas Griciunas ... Born on July 27, 1994 in Silute, Lithuania ... majoring in finance.



Chris Griffin

#32

6-7 • 229

Junior

Forward

Tallahassee, Fla.

Wabash Valley College

2012-13 (Sophomore): Played at Wabash Valley College ... averaged 10.5 points, 2.7 rebounds and 1.3 assists per game in 7.8 minutes per game ... played in 15 games, starting 10 ... shot 35.1 percent from the field, 28.3 from 3-point range and 85.5 percent from the free throw line ... scored 20-plus points four times, including a season-high 25 at Southwestern Illinois College on 6-of-15 shooting from the field and 10-of-10 at the free throw line.

2010-11 (Freshman): played at Murray State ... averaged 2.0 points and 2.0 rebounds per game in 8.7 minutes per game, playing in 20 games ... shot 31.0 percent from the field, 22.2 percent from 3-point range and 71.4 percent from the free throw line ... had a career-high 5 points on three occasions (Morehead State, Tennessee Tech and SIUE) ... had a career-high six rebounds against SIUE and Southeast Missouri.

HIGH SCHOOL AND PERSONAL DATA: attended Leon High School in 2009-10, scoring 20 points and 12 rebounds per game ... averaged six assists and three blocks per game ... played his junior season of 2008-09 at FAMU High School where he scored 19 points and grabbed 12 rebounds per game ... also averaged eight blocked shots per game ... recorded seven triple-doubles and turned in a memorable performance against Leon HS by scoring 40 points, hauling in 16 rebounds with eight blocked shots ... FloridaHoops.com, FloridaProspect.com and Breakdown magazine ranked him in the top-25 players in the state and Scout.com ranked him in the top-100 small forwards in the nation ... in 2009 he was invited and participated in the Reebok U All-American Camp ... full name is Christian Griffin ... born Aug. 8, 1992 in Tallahassee, Fla. ... son of David Griffin ... majoring in public administration.

GRIFFIN'S CAREER STATS

Year	GP-GS	Min-Avg	FG-FGA	Pct	3FG-A	Pct	FT-FTA	Pct	Off-Def-Tot-Avg	PF	FO	Ast	TO	Blk	Stl	Pts	Avg
2010-11	22-0	192-8.7	13-42	.310	2-9	.222	15-21	.714	14-29-43-2.0	17	0	6	17	5	10	43	2.0
TOTAL	22-0	192-8.7	13-42	.310	2-9	.222	15-21	.714	14-29-43-2.0	17	0	6	17	5	10	43	2.0



KT Harrell

#1

6-4 • 216

Junior

Guard

Montgomery, Ala.

Virginia

2012-13 (Redshirted): redshirted after transferring from the University of Virginia.

2011-12 (Sophomore): Averaged 4.7 points, 1.0 rebound and 0.9 assists in 18.9 minutes while playing in 11 games at Virginia, starting five of them, under coach Tony Bennett ... announced he was transferring from Virginia on Dec. 23, 2011 ... shot 31.5 percent from the field and 70 percent from the foul line ... scored a season-high 14 points vs. Green Bay ... 9 points vs. TCU in the Paradise Jam ... had 8 points and a career-high 4 assists vs. Winthrop ... 13 points, a season-high 4 rebounds, tied a career-high with 3 made 3-point field goals and a career-high 2 steals vs. South Carolina State in the season opener.

2010-11 (Freshman): Averaged 8.0 points, 2.1 rebounds in 22.2 minutes per game ... shot 42.3 percent from the floor, 42.1 percent from 3-point range and 64.2 percent from the foul line ... played in all 31 games, started 15 ... led the team in scoring in five games ... scored in double figures in 11 games ... earned ACC Rookie of the Week honors after scoring a career-high 20 points (8-12 fgs) and 4 rebounds in a career-high 35 minutes vs. Oregon ... scored an ACC career-high 17 points and 3 assists vs. Georgia Tech ... had 14 points and a career-high 8 rebounds vs. #13 Washington at the Maui Invitational ... 13 points and 5 boards vs. William & Mary in his collegiate debut ... 9 points vs. Miami in the ACC Tournament ... 7 points vs. #5 Duke ... 13 points at Boston College and vs. North Carolina ... 15 points vs. LSU and 16 points vs. Seattle.

HIGH SCHOOL AND PERSONAL DATA: Ranked as a Top 100 recruit by Scout.com, Rivals.com and ESPNU in 2010 ... won the 2010 Gatorade Alabama Boys Basketball Player of the Year award after averaging 27.8 points, 10.8 rebounds and 6.3 assists per game for Brewbaker Tech Magnet High School under coach Chauncey Shines as a senior in 2009-10 ... shot 64.9 percent from the floor, 48.9 percent from 3-point range and 77.3 percent from the foul line in leading Brewbaker Tech to a 23-6 record and the Class 4A State Tournament title game, where he totaled 17 points, 9 rebounds and 3 blocks in the 58-50 loss to Ramsay ... Class 4A Player of the Year in Alabama in 2009-10 by the Alabama Sports Writers Association ... earned first-team All-State honors and was selected to the ASWA's Super Five Team ... finalist for Mr. Basketball in Alabama ... Alabama-Mississippi All-Star Classic selection ... did not play his junior year in high school after transferring to Brewbaker Tech ... earned All-Metro honors at Jefferson Davis High School for coach Terry Posey as a sophomore in 2007-08 ... received the Student-Athlete of the Year Award as a senior at Brewbaker Tech ... volunteered as a youth basketball

instructor and mentor to elementary and middle school student-athletes ... full name is Keylon Tobias Harrell ... born July 5, 1992, in Wiesbaden, Germany ... majoring in psychology ... son of Rodney and Michele Harrell.

HARRELL'S CAREER STATS

Year	GP-GS	Min-Avg	FG-FGA	Pct	3FG-A	Pct	FT-FTA	Pct	Off-Def-Tot-Avg	PF	FO	Ast	TO	Blk	Stl	Pts	Avg
2010-11	31-15	689-22.2	91-215	.423	24-57	.421	43-67	.642	64-2.1	48	0	26	27	3	8	249	8.0
2011-12	11-5	208-18.9	17-54	.315	4-21	.190	14-20	.700	0-11-11-1.0	10	0	10	13	4	6	52	4.7
TOTAL	42-20	879-21.4	108-269	.401	28-78	.359	57-87	.655	75-1.8	58	0	36	40	7	14	301	7.2



**C.J.
Holmes**

#22

6-0 • 191
Sophomore
Guard
Washington, D.C.
IMG Academy

2012-13 (Freshman): Walk-on ... played in 2 games for a total of 4 minutes ... Did not record a shot.

HIGH SCHOOL AND PERSONAL DATA: Attended IMG Academy his junior and senior years where he averaged 8 points, 2 assists and 2 rebounds as a senior in 2011-12 for coach Vince Walden ... averaged 5 points off the bench as a junior in 2010-11 ... played junior varsity for two seasons at Osbourn Park High School in Manassas, Va., under coach Bob Lake ... full name is Carroll James Holmes ... born March 9, 1994, in Washington, D.C. ... majoring in Journalism ... son of James Holmes, Carolyn Henderson and Will Henderson ... has three brothers, Chris Holmes, Bryce Henderson and Blake Henderson and three sisters, Christian Holmes, Lissette Henderson and Ariane Henderson Cooper.



**Tahj
Shamsid-Deen**

#13

5-10 • 163
Freshman
Point Guard
Decatur, Ga.
Columbia

HIGH SCHOOL AND PERSONAL DATA: Attended Columbia High School ... team was 19-1 with him as a starter in the state playoffs ... three-time Atlanta Journal-Constitution Class AAA Player of the Year selection ... led Columbia to a 27-4 record as a senior ... ranked No. 91 in the MaxPreps Class of 2013 ... Helped lead Columbia to three-straight Class AAA state titles and one runner-up finish ... Columbia went 31-1 and finished the season ranked 10th nationally during his junior year ... Averaged 14 points, 10 assists and three steals as a junior at Columbia ... born May 26, 1995 in Atlanta, Ga. ... son of Vincent and Stacey Shamsid-Deen ... majoring in finance.



**Alex
Thompson**

#20

6-8 • 204
Freshman
Forward
Dothan, Ala.
Houston Academy

HIGH SCHOOL AND PERSONAL DATA: Played at Houston Academy for the 2012-13 season ... Dothan Eagle Player of the Year ... Alabama Sports Writers Association Class 2A Player of the Year ... one of three finalists for Alabama Mr. Basketball ... scored over 2,000 points in his high school career ... averaged 25.0 points, 12.8 rebounds, 2.8 assists, 2.6 blocks and 2.0 steals per game at Houston Academy ... 25.0 points per game was tops among all 2A all-state candidates and his 12.8 rebounds were second-most ... helped Houston finish the year 25-7, advancing to the regional postseason tournament ... Third-team Class 5A all-state selection out of Jensen Beach, Fla. after averaging 24.0 points, 10.4 rebounds and 1.8 blocks per game for Jensen Beach HS in 2011-12 ... averaged 20.6 points and 9.3 rebounds as a sophomore ... academic all-state ... son of Paul and Cecilia Thompson ... pre-engineering major.



**Dion
Wade**

#11

6-5 • 170
Freshman
Guard
Antwerp, Belgium
Findlay Prep

HIGH SCHOOL AND PERSONAL DATA: Attended No. 1 ranked Findlay Prep in Henderson, Nev., where he was a teammate of fellow Auburn freshman, Benas Griciunas, under coach Todd Simon ... McDonald's All-American nominee as he shot 38 percent from 3-point range and 80 percent from the foul line ... Played for the Belgium Junior National Team ... born Oct. 9, 1993 in Antwerp, Belgium ... son of Mark Wade and Samira Ben Fakih ... majoring in international business ... father played basketball at Michigan and played professionally in Europe.



Auburn head coach Tony Barbee continues to work tirelessly to rebuild and rebrand Auburn basketball. Entering his fourth season on the Plains, he continues to shape the roster to fit his style of play as he builds with playmakers, sharp-shooters and physical, athletic players in the post.

In his first year at Auburn in 2010-11, Barbee took the beginning steps of molding the Auburn roster towards his preferred style of play. Over time, Barbee helped develop Frankie Sullivan into one of the most prolific Auburn players in recent memory as

the guard concluded his career in 2012-13 eighth all-time on the scoring list with 1,556 career points to go along with 190 career steals, fourth all-time.

Auburn finished 11-20 overall and 4-12 in the SEC in 2010-11 but won two of its last three games and went 3-4 in its last seven regular season games to finish fifth in the SEC's Western Division. The Tigers were a consensus preseason last place pick in the league and was called "the worst BCS conference team in the country" by some national prognosticators. By the end of the year, however, Barbee was being discussed as a candidate for SEC Coach of the Year by the media and league coaches in the latter part of the season.

The Tigers were one of the youngest teams in America with an average of 1.14 years of experience, ranked 315th out of 345 Division I teams. There were no seniors on the roster and only 12 percent of Auburn's scoring returned from the previous season's team that finished 15-17 overall.

A trademark of each of Barbee's teams, it starts with defense as undermanned Auburn ranked second in the SEC with 7.8 steals per game.

The relentless Tigers, which took on the personality of their head coach, came back to win four games after trailing by 15 points or more, including wins over Mississippi State, Ole Miss and at LSU.

The 20-point comeback win over Ole Miss was the second largest in school history, surpassing the 19-point comeback win over Mississippi State two weeks prior. Auburn upset Florida State which eventually came within one point of the NCAA Tournament Final Four.

Auburn followed that season by again exceeding preseason expectations, finishing 10th in the SEC with a 15-16 overall record and a 5-11 league mark. Among the victories was a 65-55 victory over No. 23 Mississippi State.

From the previous season, Auburn improved its RPI to 145 from 253 and strength of schedule to 71 from 148.

When Barbee was named Auburn's 20th head basketball coach on March 24, 2010, he had advanced to postseason play in 18 of his 19 seasons as a head coach, assistant coach and player.

Barbee, 42, brought his energetic, exciting and uptempo brand of basketball to the Tigers, who begin their fourth season in the sparkling \$86 million Auburn Arena.

In addition, can he ever recruit? He recruits not only the top players in the Southeast but also the nation and the world, bringing in interna-

TONY BARBEE

Head Coach

Fourth Season at Auburn • 35-59 (.372)

Eighth Season Overall • 117-111 (.513)

tional players Matthew Atewe (Canada), Benas Griunas (Lithuania) and Dion Wade (Belgium) prior to the 2013-14 season.

His recruiting efforts don't stop at the players either. Barbee recruits Auburn fans, Auburn students and even the media.

Barbee, who averaged 20.5 wins per season in four years as head coach at UTEP, exceeded expectations each season in El Paso. He steadily improved each year with the Miners, capped with a 26-7 record, Conference USA regular season title and NCAA Tournament appearance in 2009-10. The Miners lost to eventual NCAA runner-up Butler in the NCAA Tournament.

The Miners finished 15-1 in Conference USA and had a 16-game winning streak and set a school record for consecutive road wins with seven while being ranked in the top 25 by both the Associated Press and ESPN/USA Today Coaches poll for the first time in 18 years.

Barbee, who was also named NABC District 11 Coach of the Year, coached C-USA Player of the Year Randy Culpepper, All-CUSA second-team selection Derrick Character and C-USA All-Defensive Team member Julian Stone.

Barbee coached Conference USA first-team selections in each of his final three seasons at UTEP to go along with four players who earned 10 All-C-USA honors combined.

Despite losing all-time leading scorer Stefon Jackson from the year before, the 2009-10 Miners cemented their reputation as one of the nation's top teams with tenacious defense.

UTEP lowered its opponent scoring average from 71.9 points per game in 2008-09 to 64.6 ppg the following season -- the second best scoring defense for the Miners in the last 18 years. UTEP's field goal percentage defense (.392) was its best in 36 years, and its 3-point field goal percentage defense (.313) tied for first in school history.

The Miners held 14 of 16 C-USA opponents below their season scoring averages and in league road games, held their opponents to a mere 35.9 percent shooting from the field.

One of UTEP's biggest wins was a 72-67 victory at Memphis on Jan. 20, ending Memphis' NCAA record-tying 64 game conference winning streak.

Barbee's record improved each of his four seasons at UTEP by going 14-17 in his first season in 2006-07, 19-14 in 2007-08, 23-14 in 2008-09 to 26-7 in 2009-10. His C-USA record improved each season as well from 6-10 to 8-8 to 10-6 to 15-1 and Conference USA Champions.

The 2008-09 Miners advanced to the championship series of the College Basketball Invitational behind Stefon Jackson, who ended his prolific career as both UTEP's and Conference USA's all-time leading scorer with 2,456 points. UTEP went 23-14 overall and tied for fourth in C-USA at 10-6 as three players received All-C-USA honors: Jackson a first-team se-

Tony Barbee • Career Highlights

- 22-year coaching and playing record of 466-262 (.640)
- Postseason 18 of 22 years as a head coach, assistant coach and player
- 7-year head coaching record: 117-111 (.513)
- Averaged 16.7 wins per season as a head coach
- 2010 Conference USA Champions
- 2010 Conference USA Coach of the Year
- NABC District 11 Coach of the Year
- 2010 NCAA Tournament

- 1996 NCAA Tournament Final Four
- 2006 NCAA Tournament Elite 8
- 1992 NCAA Tournament Sweet 16
- 9 NCAA Tournament appearances (seven as a coach, two as a player)
- 6 Conference Championships
- 4 Conference Tournament Championships
- No. 3 recruiter in nation by Rivals.com
- 6 national top 10 recruiting classes
- 4 players coached are in NBA
- 2002 NIT Champions

- Played professional basketball in Spain
- 2-time All-Atlantic 10 2nd-team (1991, 1993)
- All-Atlantic 10 Freshman Team (1990)
- Four-year record of 91-39 (.700) as a stand-out at UMass from 1989-93
- Won back-to-back Atlantic 10 Conference regular season and tournament titles in 1992 and 1993
- Scored 1,643 career points at UMass

2013-14 AUBURN MEN'S BASKETBALL



HEAD COACH TONY BARBEE

lection, Randy Culpepper a third-team pick and Arnett Moultrie an All-Freshman Team member.

In 2007-08, UTEP went 19-14 overall and tied for sixth in C-USA with an 8-8 record as Jackson was named first-team All-C-USA. Jackson led C-USA and was ranked seventh nationally in scoring at 23.6 ppg, eclipsing Dwyane Wade's C-USA junior scoring record with 778 points. Culpepper was selected the C-USA Sixth Man of the Year.

Despite being hired just two months prior to the start of practice and inheriting a roster with only three returning letterwinners, Barbee made UTEP competitive with a 14-17 record overall and 6-10 mark in C-USA, good for 10th in his first season. Jackson was an All-C-USA second-team selection.

Prior to his stint at UTEP, Barbee spent six highly successful seasons as an assistant coach at Memphis under John Calipari where he was considered one of the nation's top recruiters.

During Barbee's tenure as an assistant coach at Memphis from 2000-06, the Tigers won 148 games, an average of nearly 25 victories per season.

Memphis made six consecutive postseason tournament appearances (NCAA: 2003, 2004, 2006; and NIT: 2001, 2002, 2005). The Tigers earned three final AP top 25 rankings, fourth in 2006, 19th in 2003 and 24th in 2004.

In 2005-06, Memphis had a 33-4 record while reaching the NCAA Tournament Elite Eight. The Tigers won the C-USA regular season title and tournament championship while having two players chosen in the first round of the NBA Draft -- Rodney Carney (Philadelphia 76ers) and Shawne Williams (Indiana Pacers).

Memphis won a share of the 2004 C-USA regular season title, won the 2002 NIT and won the C-USA National Division in 2002 and 2003.

Barbee was named the top assistant in C-USA by Street & Smith in 2005-06 and was also honored by Rivals.com as the nation's No. 3 recruiter while at Memphis. HoopScoop magazine tabbed him as one of the nation's top assistant coaches in 2004.

Memphis produced top 10 recruiting classes in each of Barbee's six years, including the 2001 class that was ranked No. 1 in the country. The

2002 recruiting class would have been top-ranked had it not lost a player to the NBA.

Ten players coached by Barbee are playing or have played in the NBA - Derrick Caracter (Los Angeles Lakers), Arnett Moultrie (Philadelphia 76ers), Rodney Carney (Golden State Warriors), Joey Dorsey (Toronto Raptors), Chris Douglas-Roberts (Milwaukee Bucks), Earl Barron (Portland Trail Blazers), Shawne Williams (Portland Trail Blazers), Marcus Camby (Portland Trail Blazers), Dajuan Wagner (Cleveland Cavaliers) and Antonio Burks (Memphis Grizzlies).

Barbee began his coaching career as a graduate assistant at UMass for the 1995-96 season under Calipari. The Minutemen went 35-2 en route to the Final Four of the NCAA Tournament as Barbee was also the team's radio color analyst.

He was promoted to assistant coach at UMass from 1996-98 under Bruiser Flint while the Minutemen went to a pair of NCAA Tournaments.

Barbee was an assistant coach at Wyoming under Steve McClain in 1998-99 as the Cowboys went 18-10 and reached the NIT second round.

Barbee went back to UMass under Flint for the 1999-2000 season and advanced to the NIT.

As a player at UMass, Barbee was instrumental in the Minutemen posting a 91-39 record and earning four straight postseason tournament bids. UMass won back-to-back Atlantic 10 Conference regular season and tournament titles in 1992 and 1993.

Barbee still ranks among the school's all-time leaders in numerous statistical categories, including scoring with 1,643 points. He was a second-team All-Atlantic 10 player in 1991 and 1993 and All-Atlantic 10 Freshman team selection in 1990.

The Indianapolis, Ind., native helped UMass reach the NCAA Tournament Sweet 16 in 1992 and the NIT Final Four in 1991.

He played professionally in Spain and France after his playing career at UMass.

Born, Aug. 10, 1971, Barbee earned his B.A. in sports management from UMass in 1993, with a minor in African-American studies. He and his wife, Holly, have a daughter, Hayden Alexandra, and son, Andrew Marsh.

Tony Barbee's All-Time Record

Head Coaching Record

Year	School	Record	Pct.	Conf. (Finish)	Postseason/Notes
2006-07	UTEP	14-17	.452	6-10 (10th)	
2007-08	UTEP	19-14	.576	8-8 (t-6th)	College Basketball Inv. semifinals
2008-09	UTEP	23-14	.622	10-6 (t-4th)	College Basketball Inv. runner-up
2009-10	UTEP	267	.788	15-1 (1st)	NCAA (First Round) / C-USA Coach of the Year
2010-11	Auburn	11-20	.355	4-12 (5th, West)	
2011-12	Auburn	15-16	.484	5-11 (10th)	
2012-13	Auburn	9-23	.281	3-15 (14th)	
Total	7 Years	117-111	.513	51-63 (.447)	

Assistant Coaching Record

Year	School	Record	Pct.	Conf. (Finish)	Postseason/Notes
1995-96	UMass (grad asst)	35-2	.946	15-1 (1st)	NCAA (Final Four)/A-10 Tournament Champions
1996-97	UMass	19-14	.575	11-5 (3rd, East)	NCAA (First Round)
1997-98	UMass	21-11	.656	12-4 (t-2nd, East)	NCAA (First Round)
1998-99	Wyoming	18-10	.643	7-7 (t-4th, Mountain)	NIT (Second Round)
1999-00	UMass	17-16	.515	9-7 (3rd, East)	NIT (First Round)
2000-01	Memphis	21-15	.583	10-6 (2nd, National)	NIT (Third Place)
2001-02	Memphis	27-9	.750	12-4 (1st, National)	NIT (Champions)
2002-03	Memphis	23-7	.767	13-3 (1st, National)	NCAA (First Round)
2003-04	Memphis	22-8	.733	12-4 (co-Champions)	NCAA (Second Round)
2004-05	Memphis	22-16	.579	9-7 (t-6th)	NIT (Semifinals)
2005-06	Memphis	33-4	.892	13-1 (Champions)	NCAA (Elite 8)/C-USA Tournament Champions
Total	11 Years	258-112	.697	123-49 (.715)	

Collegiate Playing Record

1989-90	UMass	17-14	.548	10-8 (6th)	NIT (First Round), Atlantic-10 All-Freshman
1990-91	UMass	20-13	.606	10-8 (t-3rd)	NIT (Final Four), Atlantic-10 2nd Team
1991-92	UMass	30-5	.857	13-3 (Champions)	NCAA (Sweet 16), Atlantic-10 Tournament Champs
1992-93	UMass	24-7	.774	11-3 (Champions)	NCAA (Second Round), A-10 2nd Team; A-10 Tour. Champs.
Totals	4 Years	91-39	.700	44-22 (.667)	

22-year Division I Coaching, Playing Record: 466-262 (.640)



Tony Barbee Vs. All Teams

Team	Totals	Home	Away	Neutral	Team	Totals	Home	Away	Neutral
Air Force	1-0	1-0	0-0	0-0	St. Mary's	1-0	0-0	0-0	1-0
Alabama	1-5	1-2	0-3	0-0	Sam Houston State	1-0	1-0	0-0	0-0
Arkansas	0-6	0-3	0-3	0-0	Samford	0-1	0-1	0-0	0-0
Alcorn State	1-0	1-0	0-0	0-0	Santa Clara	0-1	0-0	0-1	0-0
Arizona State	0-1	0-0	0-0	0-1	Seton Hall	0-1	0-0	0-1	0-0
Arkansas-Pine Bluff	5-0	5-0	0-0	0-0	SE Louisiana	1-0	1-0	0-0	0-0
Bethune-Cookman	1-0	1-0	0-0	0-0	SMU	8-1	4-0	3-1	1-0
Boston College	0-1	0-0	0-1	0-0	South Carolina	3-0	1-0	2-0	0-0
BYU	0-1	0-1	0-0	0-0	South Florida	1-1	1-0	0-1	0-0
Butler	0-1	0-0	0-0	0-1	Southern Miss	6-2	5-0	1-2	0-0
Campbell	0-1	0-1	0-0	0-0	Syracuse	0-1	0-0	0-1	0-0
Chicago State	0-1	0-1	0-0	0-0	Tennessee	0-3	0-2	0-1	0-0
UC-Davis	1-0	1-0	0-0	0-0	Tennessee Tech	1-0	1-0	0-0	0-0
UC-Riverside	1-0	1-0	0-0	0-0	Texas A&M	0-3	0-1	0-1	0-1
College of Charleston	1-0	0-0	1-0	0-0	Texas A&M-C.C.	1-0	0-0	0-0	1-0
Dayton	0-1	0-0	0-0	0-1	Texas Pan Am	1-0	1-0	0-0	0-0
DePaul	0-1	0-1	0-0	0-0	Texas Southern	4-0	3-0	1-0	0-0
East Carolina	3-1	2-0	1-1	0-0	Texas State	1-0	1-0	0-0	0-0
Florida	0-3	0-2	0-1	0-0	Texas Tech	1-3	1-1	0-2	0-0
Florida State	2-1	2-0	0-1	0-0	Toledo	1-0	1-0	0-0	0-0
Furman	1-0	1-0	0-0	0-0	Tulane	2-2	2-0	0-2	0-0
Georgia	1-3	1-0	0-2	0-1	Tulsa	4-6	2-2	2-3	0-1
Georgia Southern	3-0	3-0	0-0	0-0	UAB	4-4	3-1	1-3	0-0
Georgia Southwestern	1-0	1-0	0-0	0-0	UCF	3-2	1-1	1-1	1-0
Grambling State	2-0	2-0	0-0	0-0	UNC Asheville	0-1	0-1	0-0	0-0
Hawaii	1-0	0-0	1-0	0-0	UNLV	0-2	0-1	0-1	0-0
Houston	5-6	3-1	1-3	1-2	USC-Upstate	2-0	2-0	0-0	0-0
Illinois	0-1	0-0	0-0	0-1	Utah	0-1	0-1	0-0	0-0
IPFW	1-0	1-0	0-0	0-0	UTEP	0-1	0-0	0-0	0-1
Jackson State	0-1	0-1	0-0	0-0	Vanderbilt	0-4	0-2	0-2	0-0
Jacksonville	0-1	0-1	0-0	0-0	Wake Forest	0-1	0-0	0-0	0-1
James Madison	1-0	0-0	0-0	1-0	Winthrop	0-1	0-1	0-0	0-0
Kennesaw State	1-0	1-0	0-0	0-0	Wyoming	1-0	1-0	0-0	0-0
Kentucky	0-3	0-1	0-2	0-0					
Long Beach State	0-1	0-0	0-0	0-1					
LSU	3-2	2-1	1-1	0-0					
Marshall	4-0	2-0	2-0	0-0					
McNeese State	1-0	1-0	0-0	0-0					
Memphis	1-3	0-2	1-1	0-0					
Middle Tennessee State	1-0	1-0	0-0	0-0					
Mississippi	2-6	2-1	0-3	0-2					
Mississippi State	2-3	2-0	0-3	0-0					
Missouri	0-1	0-0	0-1	0-0					
Murray State	0-1	0-0	0-0	0-1					
Nevada	1-0	0-0	1-0	0-0					
New Mexico	2-1	1-1	1-0	0-0					
New Mexico State	4-4	2-2	2-2	0-0					
Nicholls State	1-0	1-0	0-0	0-0					
Norfolk State	1-0	1-0	0-0	0-0					
North Carolina A&T	1-0	1-0	0-0	0-0					
North Florida	1-0	1-0	0-0	0-0					
Northeastern	1-0	1-0	0-0	0-0					
Oklahoma	1-0	0-0	0-0	1-0					
Oregon State	1-2	1-1	0-1	0-0					
Pennsylvania	1-0	0-0	0-0	1-0					
Presbyterian College	0-1	0-1	0-0	0-0					
Rhode Island	0-1	0-1	0-0	0-0					
Rice	3-2	2-0	1-1	0-1					
Richmond	1-0	0-0	1-0	0-0					
Rutgers	0-1	0-0	0-0	0-1					
St. Francis (N.Y.)	1-0	0-0	0-0	1-0					



Ryan Miller

Associate Head Coach

Recognized as one of the top recruiters in the nation, Ryan Miller enters his second year on Tony Barbee's staff at Auburn and his fifth coaching alongside Barbee.

Miller coached the previous five years (2007-12) as an assistant coach at New Mexico under head coach Steve Alford. He was a part of the most successful five-year

period in New Mexico basketball history, helping the Lobos to a 126-46 record, five consecutive postseason appearances and a pair of NCAA Tournament berths.

New Mexico won two regular season Mountain West Conference Championships and one MWC Tournament Championship during his coaching stint.

"I'm excited about Ryan joining on our staff," Barbee said when he hired Miller at Auburn. "He is a close friend who I have known for quite a while now. He is going to add a lot to the program in all areas from recruiting to coaching to relationships with players."

Miller is considered one of the top recruiters in the country where he has contacts throughout the United States as well as foreign countries including Australia, where he also played competitively.

Miller was a basketball operations assistant at Memphis under head coach John Calipari from 2004-06 when Barbee was also an assistant coach on the staff. During Miller's three years at Memphis, the Tigers went 78-28 and made three postseason tournament appearances, including two NCAA Tournament berths.

Miller spent one year as an assistant coach at Pepperdine before joining the New Mexico staff prior to the 2007-08 season.

A native of Mitchell, S.D., Miller attended Northern State University in Aberdeen, S.D., where he was a two-time Northern Sun All-Conference and All-Academic selection. He finished his career eighth on Northern State's all-time scoring list after leading his teams to four straight conference championships and the 1998 regional title. He was named a Div. II All-American and an All-Northern Sun Intercollegiate Conference Academic selection as a senior in 1997-98.

In the 1998 North Central Region Championship, Miller scored 45 points, making nine 3-pointers, leading Northern State to an 88-82 victory over South Dakota State to advance to their first Elite 8 in Louisville, Ky.

Miller was drafted into the CBA in 1999 and played professionally for the Fargo-Moorhead Beez of International Basketball Association that season.

Miller earned his bachelor's degree in physical education from Northern State in 2000. He attended Mitchell (S.D.) Senior High where he was a two-time all-state selection, leading Mitchell to the 1994 state championship. His brother, Mike, is a 13-year NBA veteran who won the 2012 and 2013 NBA Championship with the Miami Heat.

He was born on Sept. 27, 1975, in Mitchell, S.D.



Tony Madlock

Assistant Coach

Tony Madlock enters his fourth season at Auburn and his eighth season under head coach Tony Barbee.

Madlock's coaching and recruiting played a key role during Barbee's first year at Auburn in landing a pair of top 100 players in 2011 and Jordan Granger in 2012. In his four years prior at UTEP, he recruited 2010 C-USA Player of the Year Randy Culpepper and Arnett Moultrie, a 2009 C-USA All-Freshman Team selection.

UTEP won the 2010 Conference USA Championship with a 26-7 record overall and a 15-1 league mark as they advanced to the NCAA Tournament before losing to eventual NCAA runner-up Butler.

The Miners averaged 20.5 wins during the four-year Barbee era and the Miners record steadily improved each season. UTEP reached postseason play three straight years in El Paso.

He coached Stefon Jackson, who is the all-time leading scorer in UTEP and Conference USA history; C-USA Player of the Year Randy Culpepper, All-CUSA second-team selection Derrick Carracter, who was drafted by the two-time defending World Champion Los Angeles Lakers in 2010; and C-USA All-Defensive Team member Julian Stone.

"Tony Madlock is a person who I have known for a long time," said Barbee. "Having worked at Memphis for six years and him being one of the outstanding former players from that university, we have developed a relationship through the years on the recruiting trail.

"He was a very key piece to my staff at UTEP and helped me bring in some talented members of our team there. His recruiting ties throughout the Southeast have been a valued piece to the puzzle. He has brought all those things here to us at Auburn."

Madlock spent six of his nine years at Arkansas State as the assistant head coach prior to going to El Paso. He helped Arkansas State to the 1998 Sun Belt Conference regular season championship and the 1999 Sun Belt Conference Tournament title as he recruited six junior college All-Americans to the school.

He also recruited the only junior college player in Arkansas State history to score 1,000 points in two seasons. He coached four all-conference players and the Sun Belt Conference Newcomer of the Year.

Madlock began his coaching career as an assistant and teacher at his alma mater, Melrose High School, in Memphis. The Golden Wildcats posted a 67-29 mark over the three seasons with Madlock on the staff, and Melrose was the 1997 state tournament runner-up with a 32-7 record.

Madlock also starred at Melrose, receiving honorable mention All-America and first-team All-State honors as a point guard while lettering three years.

Madlock earned a bachelor's degree in marketing from the University of Memphis in 1991 in only three and a half years. The Memphis, Tenn., native capped off a successful career at Memphis in helping the Tigers to the 1992 NCAA Tournament Elite Eight to go along with four straight postseason appearances.

A four-year letterman and three-year starter for Memphis from 1988-92, Madlock was a member of four postseason tournament teams for the Tigers, reaching the NCAA Tournament and NIT two times each.

He still ranks among the school's all-time leaders for games played (128) and averaged in double figures as a junior and senior.

Madlock played one year of professional basketball in South America prior to starting his coaching career.

Born Feb. 17, 1970, in Memphis, Tenn., Madlock is married to the former Stacie Bryant of Memphis. They have two children, a daughter Kyndal (13) and a son T.J. (10).



Milt Wagner

Assistant Coach

Milt Wagner enters his fourth season at Auburn, his eighth season under head coach Tony Barbee and his 14th overall with Barbee. He is one of the few players in history who has won championships at the professional, collegiate and prep levels as a player.

Wagner spent four successful seasons at UTEP from 2006-10 and six seasons at Memphis from 2000-06 while helping lead the Tigers to six straight postseason appearances, including the Elite Eight of the 2006 NCAA Tournament.

UTEP won the 2010 Conference USA Championship with a 26-7 record overall and a 15-1 league mark as it advanced to the NCAA Tournament before losing to eventual NCAA runner-up Butler.

UTEP averaged 20.5 wins during the four-year Barbee era and the Miners record steadily improved each season. UTEP reached postseason play three straight years.

The Miners went 27-8 in 2004-05 and won the WAC Tournament title en route to earning its second straight NCAA Tournament appearance. UTEP won 21 games in 2005-06 and went 11-3 in Conference USA while advancing to the NIT.

The Miners played in three postseason tournaments in his four years in El Paso. He coached Stefon Jackson, who is the all-time leading scorer in UTEP and Conference USA history; C-USA Player of the Year Randy Culpepper; All-CUSA second-team selection Derrick Carracter, who was drafted by the two-time defending World Champion Los Angeles Lakers in 2010; Arnett Moultrie, a 2009 C-USA All-Freshman Team selection, who was drafted in the 2012 NBA Draft first round and is with the Philadelphia 76ers; and C-USA All-Defensive Team member Julyan Stone.

Wagner came to UTEP after serving as Coordinator of Basketball Operations at Memphis for six seasons. While at Memphis, Wagner worked with Barbee and was a part of the school's run to 148 victories and six straight postseason tournament appearances, including the Elite Eight of the 2006 NCAA Tournament. Memphis also won the 2002 NIT.

Seven players coached by Wagner and Barbee at Memphis played in the NBA - Dajuan Wagner (Cleveland Cavaliers), Rodney Carney (Golden State Warriors), Joey Dorsey (Toronto Raptors), Chris Douglas-Roberts (Milwaukee Bucks), Antonio Burks (Memphis Grizzlies), Shawne Williams (Portland Trail Blazers) and Earl Barron (Portland Trail Blazers).

The Camden, N.J., native led Louisville to the 1986 NCAA Championship along with three Final Four berths while still ranking fifth (was fourth after finishing collegiate career) in Cardinal history with 1,836 career points.

The Cardinals' 1986 NCAA Championship team defeated Duke 72-69 in the championship game and Auburn 84-76 in the Elite Eight. Louisville also advanced to the NCAA Final Four in 1982 and 1983 as well as to the 1984 NCAA Sweet 16. Wagner helped the Cardinals to a 113-32 record, three Metro Conference regular season titles and two Metro Conference Tournament crowns during his college career.

A three-time All-Metro Conference selection, Wagner had a 12.7 career scoring average while also averaging 3.0 assists and 2.5 rebounds. He played in 144 career games, second all-time at Louisville, and started the last 111 games he played.

One of the most clutch performers in U of L basketball history, he ranked sixth in career assists (432) and seventh in career free throw percentage (.808, 336-of-413). He redshirted the 1985 season with a broken foot.

"Milt Wagner is a guy who I have known and worked with on the same staff at Memphis, who when you talk basketball resumes, there are very few people in his stratosphere when you talk about a playing career having won high school state championships in Camden, N.J., having won the National Championship at Louisville and also having won a NBA World Championship with the Los Angeles Lakers in that group with Magic Johnson," said Barbee.

"There hasn't been a more accomplished basketball resume from the playing side, and Milt is developing his coaching resume in the things that he has accomplished in the short period of time having worked with him closely at Memphis and then having him as a part of my staff at Auburn and UTEP. His connections are not only nationwide, but they are worldwide because of his experience playing in Europe for several years and obviously the name Milt Wagner rings a bell throughout the country. People remember his success as a player which has helped him be a very successful recruiter. He has brought all of that experience and connections with him to help us get it done at Auburn."

Following his brilliant college career, Wagner was selected in the second round of the 1986 NBA Draft by the Dallas Mavericks. He went on to enjoy a 13-year professional career which included an NBA title for the 1988 World Champion Los Angeles Lakers.

Wagner spent one season with the Miami Heat in 1990-91 and played in the CBA, as well as nine professional seasons in Israel and Europe.

A four-year letterman at Camden (N.J.) High School, he was a member of the 1979 state high school championship team and was a high school teammate and college teammate of Billy Thompson.

Wagner was one of 10 Louisville players named to the U of L Dream Team. He was a second-team selection on the squad which was picked during a three-month period of fan voting during the 1992-93 season. In 2000, Wagner's No. 20 jersey was retired at the University of Louisville.

He earned his bachelor's degree in Sports Communication from Memphis in 2004.

Born Feb. 20, 1963, Wagner is married to the former Jan Ford of Memphis and they have a daughter, Janay Elise (9). He also has a son Dajuan (30), who played for Memphis and was selected sixth overall by the Cleveland Cavaliers in the 2002 NBA Draft, and two daughters, Munirah Walker (31), and Dashonda Wagner (26).



Randall Dickey

Director of Basketball Operations

Randall Dickey enters his fourth season at Auburn and his eighth under head coach Tony Barbee. Dickey has coached in the Southeastern Conference, Big 12 Conference, Pac-10 Conference and Conference USA.

Dickey was an assistant coach under Barbee for the previous seven years and begins his second year as Director of Basketball Operations. He handles the day-to-day responsibilities in the basketball office as well as coordinating the Tony Barbee Basketball School summer camp, team budget, team travel, team meals and ordering team apparel. He is also very involved with academics and on-campus recruiting.

Dickey spent six successful seasons at UTEP from 2004-10, five seasons at Oklahoma State from 1994-99 while helping lead the Cowboys to the 1995 Final Four and four seasons at Washington State from 1999-2003.

The Miners won the 2010 Conference USA Championship with a 26-7 record overall and a 15-1 league mark as they advanced to the NCAA Tournament before losing to eventual NCAA runner-up Butler. UTEP averaged 20.5 wins during the four-year Barbee era and the Miners record steadily improved each season. UTEP reached postseason play three straight years.

UTEP went 27-8 in 2004-05 and won the WAC Tournament title en route to earning its second straight NCAA Tournament appearance. UTEP won 21 games in 2005-06 and went 11-3 in Conference USA while advancing to the NIT.

The Miners played in five postseason tournaments in his six years in El Paso. He coached Stefon Jackson, who is the all-time leading scorer in UTEP and Conference USA history; C-USA Player of the Year Randy Culpepper; All-CUSA second-team selection Derrick Carracter, who was drafted by the two-time defending World Champion Los Angeles Lakers in 2010; Arnett Moultrie, a 2009 C-USA All-Freshman Team selection; and C-USA All-Defensive Team member Julyan Stone.

"Coach Dickey is a veteran assistant who has been in the business for a long time," said Barbee. "He brings a wealth of knowledge having been in the Big 12, the Pac-10 and helping to rebuild the UTEP program into Conference USA Champions and making the NCAA Tournament. He has been a valued member of my staff."

At Washington State in 2000, he helped put together a recruiting class that was rated as high as 28th by Bob Gibbons and a junior college class that was ranked fifth in the nation.

At Oklahoma State, Dickey coached four all-conference players including Bryant Reeves, who led the Cowboys to the 1995 NCAA Tournament Final Four prior to being chosen sixth overall by the Vancouver Grizzlies in the NBA Draft.

Adrian Peterson, Randy Rutherford and Brooks Thompson also garnered all-conference honors.

The Cowboys compiled a 128-65 record during Dickey's tenure under Eddie Sutton, making four postseason tournament appearances in five years with three of those in the NCAA Tournament in 1995, 1998 and 1999.

Dickey was an administrative assistant and basketball operations director at Oklahoma State for the 1993-94 season.

The Valley Springs, Ark., native started his collegiate coaching career as an assistant at Howard College from 1990-91 and Midland College from 1991-93. He began as a head coach at Lakeside High School in Hot

Springs, Ark., from 1983-84 and was an assistant at Morrilton (Ark.) High from 1984-90.

Dickey earned his bachelor's degree in Education from Ouachita Baptist University in 1983. He was a four-year letterman and three-year starter at Ouachita Baptist from 1979-83, earning honorable mention All-Arkansas and honorable mention NAIA District 17 honors.

An all-state selection in basketball and all-conference in baseball at Valley Springs High School, he is the brother of James Dickey, who is in his second year as head coach of Houston and was head coach at Texas Tech from 1991-2001.

Born July 29, 1960, Dickey is married to the former Ginny Jones of Tulsa, Okla., and they have a daughter, Emily (15) and a son, Jackson (13).



Steve Smith

Executive Director of Basketball

Steve Smith enters his fourth season at Auburn under head coach Tony Barbee as the Executive Director of Basketball.

Smith is responsible for all internal aspects of the Auburn Basketball operations and also serves as a liaison between the coaches and senior athletic department administrators, the Auburn basketball family

and Auburn community.

In addition, he works closely with the Director of Basketball Operations on all duties, including coordinating day of event duties, camp-related matters and work with the entire staff on strategic initiatives involving the basketball program.

Smith is responsible for all activities associated with Coach Barbee, including business relationships, speaking engagements, endorsements, event planning and travel. He also works closely with Coach Barbee developing the Tony Barbee Scholarship Fund and all other special projects involving Coach Barbee and the basketball program.

Prior to joining the Auburn staff, Smith worked for years as John Calipari's personal assistant. Smith and Coach Barbee spent six years working together in Memphis alongside Coach Calipari. Smith's relationship with Coach Barbee dates back to when Coach Barbee was playing at the University of Massachusetts.

Smith has a background in both the business and sports world. During his athletic career, he has worked in various roles with the New Jersey Nets, Atlanta Braves and Enterprise Sports Radio Network.

Smith earned a bachelor's degree in Sports Management from the University of Massachusetts in 1981.

Born Aug. 24, 1955, in Boston, Mass., Smith is married to the former Kristin Ross of Amherst, Mass., and they have one daughter, Nichole (12), who trains at Auburn University Gymnastics Academy. John Calipari was the best man in their wedding. Smith also has a daughter, Stefanie (20).



Corey Speights

Video Coordinator

Corey Speights enters his fourth year at Auburn, including his third year as Video Coordinator. He worked as an Administrative Assistant under coach Tony Barbee in 2010-11.

Speights averaged 2.1 points in 7.4 minutes in 15 games off the bench for UTEP as a sophomore in 2006-07 while shooting 38.9 percent (7-of-18) from 3-point range and 7-of-7 from the foul line. He scored 18 of his 32 points against Southern Miss as he had 9 points in both games vs. the Golden Eagles, including shooting 6-of-9 from 3-point range. He scored seven points vs. UC Riverside and made his Miner debut vs. Texas Tech on Nov. 25.

Speights was a first-team All-Conference selection for Central Florida Community College in 2005-06 as he led the Patriots to a 21-10 record by averaging 10.0 points, 3.7 rebounds and 3.3 assists.

Speights was named the Alabama Class 4A Player of the Year in 2004 as a senior at Livingston High School and was a finalist for Mr. Basketball in Alabama after averaging 24 points, 7.6 rebounds, 5.4 assists and 2.0 steals.

The Livingston, Ala., native totaled 33 points, 10 rebounds and six assists in the regional championship game vs. Choctaw County High in 2004. He was a national honor roll student at Livingston.

Speights earned a bachelor's in General Studies from UTEP in 2008 and a master's in Health and Human Performance from North Alabama in 2010. Born Oct. 4, 1985, he is the son of Robert and Patricia Speights and has three brothers, John, Derrick and Robert Jr.



Harper Williams

Administrative Assistant

Harper Williams enters his third season as an Administrative Assistant under coach Tony Barbee after a 17-year European professional basketball career.

A four-year college teammate of Barbee at UMass from 1989-93, Williams played professionally in the top leagues of Europe, including the Spanish ACB, the Lega Basket

Serie A in Italy, the Heba A-1 in Greece and Ligue Nationale de Basketball. He was a player/coach in Liga Espanola de Baloncesto - Adecco Oro, Liga Nacional de Baloncesto Profesional and Novo Basquete Brasil.

Williams was the 1992 Atlantic 10 Player of the Year and was a two-time Atlantic 10 Most Outstanding Player in 1992 and 1993 as well as a two-time first-team all-conference selection. He was inducted into the UMass Athletic Hall of Fame in 2006.

Williams and Barbee teamed to lead UMass to a 91-39 record and four-straight postseason tournament bids. UMass won back-to-back Atlantic 10 Conference regular season and tournament titles in 1992 and 1993.

The duo led UMass to its first winning season and postseason appearance in 20 years as freshmen in 1990 in the NIT and the NIT Final Four in 1991. Williams drilled a game-tying 3-pointer, his first attempt of the season, to help UMass to a 77-71 victory over Syracuse in the 1992 NCAA Tournament Second Round, giving the Minutemen their first Sweet 16 berth.

Despite missing several games with a broken wrist as a senior in 1992-93, Williams returned to lead UMass to the NCAA Tournament Second Round and a repeat of its Atlantic 10 Conference Championship.

Williams' professional accomplishments include the 1996 Copa de Rey Championship with Manresa, the 2000 French National Champions with Limoge CSP along with the 2000 Korac Cup Championship and the 2000 French King's Cup. He was the Most Spectacular Player in 1994, a French All-Star in 2000, a Greek All-Star in 2001 and ACB All-Star in 2003 and led the ACB in blocked shots in 2002.

Williams' 17-year European playing career consists of playing for Leon (ACB) in 1994, Estudiantes (ACB) in 1995, Manresa (ACB) in 1996, Estudiantes (ACB) in 1997, Leon (ACB) from 1998-99, Limoge CSP (France) in 2000, Pannionas (Greece) in 2001, Imola (Italy) in 2002, Manresa (ACB) from 2003-05, Gran Canarias (ACB) in 2006, Lugo (LEB) in 2007, Caceres (LEB) in 2008, Durango (LNB) in 2009 and France (NBB) in 2010.

The Bridgeport, Conn., native, led Bassick High to the Connecticut state championship with a 23-0 record as a senior in 1989 and was named the Connecticut Player of the Year. Williams earned a bachelor's of arts degree in Education from UMass in 1995.

Born May 25, 1971, in Bridgeport, Conn., he is married to the former Wendy Webb of Springfield, Mass. They have two children, Harper III (12) and Hannah (10).



Damon Davis

Asst. Strength & Conditioning Coach

Damon Davis is in his second season as an Assistant Strength & Conditioning Coach responsible for the training of men's basketball as well as men's and women's golf and his fifth overall at Auburn.

Davis spent the previous four years at Auburn as Assistant Strength & Conditioning Coach at Auburn, the last two with the

baseball team.

He was an Assistant Strength & Conditioning Coach at the University of Iowa from 2004-08, working with baseball, track and field, cross country and softball while assisting all other sports. Prior to that, he was an intern with the Chicago Bulls from 2002-04.

The Petersburg, Ill., native received his bachelor's degree in Exercise Science from Western Illinois in 2003, and is working on his master's degree at Auburn. He is a Certified Strength & Conditioning Specialist with the National Strength and Conditioning Association, is certified by the Collegiate Strength & Conditioning Coaches Association Strength & Conditioning Coach Certified and is certified as a Sports Performance Coach by United States of America Weightlifting.

He is married to the former Yari Schmidt of Rockford, Ill. They have two children, a son, Magnus (6) and a daughter, Nellie Elizabeth (3).



Jermile Brooks

Athletic Trainer

Jermile Brooks enters his second season as Athletic Trainer for the basketball team.

Brooks spent the previous four years from 2008-12 working at Clemson University with the men's basketball team as an Assistant Athletic Trainer. He also supervised graduate assistants for cross country and track & field.

He was an assistant athletic trainer at his alma mater, College of Charleston, from 2005-08 where he was the primary athletic trainer for men's basketball, equestrian, cross country, track & field, women's golf and cheerleading. He also was rehab coordinator for the Johnson Center Athletic Training Room. Brooks was coordinator of inventory and budgeting of supplies, clinical instructor for student athletic trainers and supervisor of the school's graduate interns.

Brooks worked as a graduate assistant athletic trainer at Clemson from 2001-03 where he worked with baseball and football. In his only season with the baseball team, Clemson went 39-22 and advanced to the NCAA Tournament in the Auburn Regional.

He earned a bachelor's degree in Physical Education from College of Charleston in 2001 and a master's degree in Educational Counseling from Clemson in 2003. He is a nationally certified athletic trainer and is certified through the National Academy of Sports Medicine as a Corrective Exercise Specialist (NASM-CES).

Brooks is married to the former Haley Myers of Birmingham, Ala. They have two sons, Caleb (3) and Aiden (1).



Michael Banks
Manager



Harrison Evola
Manager



Brooks Ohman
Manager



John Schuessler
Manager



Jonathan Wade
Manager



Bianca Webb
Manager



Keith Bagwell
Dir., Facilities Operations



Taylor Bryan
Assistant Director,
Media Relations



Dale Calloway
Equipment Room
Assistant



Megan Crouch
Stats Crew



Latisha Durroh
Director Community
Relations/Spirit



Dan Froehlich
Associate Director,
Media Relations



Robert Gottesman
Scorer's Table Crew



Kathy Harker
Media Relations
Administrative Assistant



Dianne Harper
Stats Crew



Steve Herren
Director, External
Services



Bernard Hill
Senior Associate AD



Elyn Hix
Stats Crew



Stephen Lutz
Assistant AD,
Compliance



Precious Morris
Coordinator Premium
Seating, Hospitality



Stephen Naughton
Assistant AD,
Tickets



Hollie Norman
Coordinator Premium
Seating, Hospitality



Bobby Poole
Stats Crew



Becky Richardson
Stats Crew



Jeremy Roberts
Director,
Event Management



Randy Roberts
Chaplain



Steve Sain
Media Relations Video
Contact



Francis Sanda
Official Scorer



Todd Van Emst
Photographer



Chick Wade
Scorer's Table Crew



2012-13 Final Stats

9-23 Overall (7-10 Home, 2-9 Away, 0-4 Neutral)

##	Player	GP-GS	Min-Avg	FG-FGA	Pct	3FG-FGA	Pct	FT-FTA	Pct	REBOUNDS			PF-FO	A	TO	Blk	Stl	Pts	Avg	
										Off	Def	Tot								
23	Sullivan, Frankie	32-30	998-31.2	148-403	.367	56-202	.277	113-143	.790	15	109	124	3.9	83-2	90	98	9	33	465	14.5
03	Denson, Chris	20-9	498-24.9	81-171	.474	7-25	.280	69-104	.663	14	45	59	3.0	33-0	31	22	3	19	238	11.9
41	Chubb, Rob	32-31	816-25.5	115-239	.481	0-0	.000	50-77	.649	75	135	210	6.6	97-3	25	66	37	15	280	8.8
02	Payne, Allen	32-30	865-27.0	93-209	.445	13-57	.228	47-69	.681	43	105	148	4.6	89-1	41	58	3	38	246	7.7
10	Price, Jordan	27-5	400-14.8	48-126	.381	30-77	.390	19-25	.760	10	38	48	1.8	38-0	23	23	2	12	145	5.4
05	Johnson, Shaquille	32-21	594-18.6	54-131	.412	15-56	.268	45-65	.692	34	63	97	3.0	61-1	41	34	9	19	168	5.3
32	Johnson, Noel	32-5	559-17.5	52-158	.329	43-120	.358	8-14	.571	11	53	64	2.0	57-1	15	28	7	12	155	4.8
11	Wallace, Josh	32-20	810-25.3	44-119	.370	3-12	.250	39-56	.696	5	62	67	2.1	77-5	91	40	3	37	130	4.1
00	Dixon-Tatum, Asauhn	32-1	448-14.0	46-100	.460	0-0	.000	27-41	.659	52	54	106	3.3	63-2	5	22	44	12	119	3.7
24	Greene Jr., Brian	28-2	324-11.6	31-83	.373	13-31	.419	7-13	.538	4	17	21	0.8	29-0	30	17	1	19	82	2.9
12	Pellar, Nick	2-0	4-2.0	1-2	.500	1-1	1.000	0-0	.000	1	0	1	0.5	0-0	0	0	0	0	3	1.5
25	Granger, Jordan	20-3	122-6.1	7-19	.368	0-1	.000	10-12	.833	8	13	21	1.1	15-0	1	7	1	3	24	1.2
04	Spencer, Dylan	3-1	8-2.7	1-3	.333	1-3	.333	0-0	.000	0	1	1	0.3	1-0	0	1	0	0	3	1.0
22	Holmes, C.J.	3-0	5-1.7	0-0	.000	0-0	.000	0-0	.000	0	0	0	0.0	0-0	0	0	0	0	0	0.0
TM	TEAM									51	64	115	3.6	3	1					
	Total	32	726-1777	409	183-589	.311	439-627	.700	329	765	1094	34.2	657-15	396	427	124	222	2074	64.8	
	Opponents	32	738-1717	.430	230-666	.345	495-738	.671	327	799	1126	35.2	588-6	431	430	117	211	2201	68.8	

Score by Periods	1st	2nd	OT	OT2	Totals
Auburn	920	1121	22	11	2074
Opponents	1020	1131	25	25	2201

2012-13 SEC Stats

3-15 Overall (2-7 Home, 1-8 Away)

##	Player	GP-GS	Min-Avg	FG-FGA	Pct	3FG-FGA	Pct	FT-FTA	Pct	REBOUNDS			PF-FO	A	TO	Blk	Stl	Pts	Avg	
										Off	Def	Tot								
23	Sullivan, Frankie	18-16	540-30.0	70-208	.337	28-108	.259	47-66	.712	7	63	70	3.9	47-2	44	55	6	17	215	11.9
03	Denson, Chris	14-4	337-24.1	52-114	.456	4-15	.267	39-62	.629	6	32	38	2.7	23-0	19	11	2	12	147	10.5
41	Chubb, Rob	18-17	471-26.2	61-129	.473	0-0	.000	34-49	.694	36	75	111	6.2	52-3	18	37	22	9	156	8.7
02	Payne, Allen	18-17	496-27.6	53-116	.457	8-34	.235	24-34	.706	16	63	79	4.4	51-1	22	33	1	18	138	7.7
05	Johnson, Shaquille	18-12	366-20.3	36-82	.439	10-35	.286	30-41	.732	21	41	62	3.4	41-0	24	21	3	8	112	6.2
11	Wallace, Josh	18-16	485-26.9	29-76	.382	2-8	.250	21-32	.656	3	30	33	1.8	51-4	45	22	0	12	81	4.5
10	Price, Jordan	15-1	206-13.7	19-63	.302	10-39	.256	13-16	.813	5	27	32	2.1	22-0	11	9	1	5	61	4.1
24	Greene Jr., Brian	16-0	195-12.2	24-55	.436	12-24	.500	5-7	.714	2	13	15	0.9	20-0	15	8	1	8	65	4.1
32	Johnson, Noel	18-2	264-14.7	23-76	.303	20-67	.299	1-2	.500	5	20	25	1.4	37-1	7	16	1	6	67	3.7
00	Dixon-Tatum, Asauhn	18-1	232-12.9	21-47	.447	0-0	.000	15-21	.714	20	26	46	2.6	34-2	2	10	23	8	57	3.2
04	Spencer, Dylan	1-1	4-4.0	1-2	.500	1-2	.500	0-0	.000	0	0	0	0.0	0-0	0	1	0	0	3	3.0
25	Granger, Jordan	12-3	79-6.6	3-11	.273	0-1	.000	8-10	.800	5	9	14	1.2	9-0	0	4	0	2	14	1.2
TM	TEAM									30	31	61	3.4	2	1					
	Total	18	392-979	.400	95-333	.285	237-340	.697	156	430	586	32.6	389-13	207	228	60	105	1116	62.0	
	Opponents	18	432-978	.442	140-390	.359	284-427	.665	182	469	651	36.2	321-4	269	211	61	110	1288	71.6	

2012-13 SEC Tournament Stats

##	Player	GP-GS	Min-Avg	FG-FGA	Pct	3FG-FGA	Pct	FT-FTA	Pct	REBOUNDS			PF-FO	A	TO	Blk	Stl	Pts	Avg	
										Off	Def	Tot								
23	Sullivan, Frankie	1-1	34-34.0	4-11	.364	3-8	.375	8-9	.889	0	1	1	1.0	3-0	2	3	0	0	19	19.0
03	Denson, Chris	1-0	27-27.0	4-9	.444	0-2	.000	7-9	.778	0	1	1	1.0	4-0	1	0	0	2	15	15.0
11	Wallace, Josh	1-1	33-33.0	4-5	.800	0-1	.000	0-0	.000	0	4	4	4.0	3-0	4	1	0	2	8	8.0
10	Price, Jordan	1-1	15-15.0	2-4	.500	1-2	.500	0-0	.000	1	0	1	1.0	1-0	1	1	0	1	5	5.0
02	Payne, Allen	1-1	17-17.0	2-4	.500	1-2	.500	0-0	.000	0	1	1	1.0	3-0	1	1	0	0	5	5.0
00	Dixon-Tatum, Asauhn	1-0	19-19.0	2-4	.500	0-0	.000	1-2	.500	2	4	6	6.0	2-0	0	1	4	0	5	5.0
32	Johnson, Noel	1-0	24-24.0	1-7	.143	1-6	.167	0-0	.000	0	1	1	1.0	1-0	1	0	1	0	3	3.0
41	Chubb, Rob	1-1	21-21.0	1-5	.200	0-0	.000	0-0	.000	0	3	3	3.0	3-0	1	3	3	0	2	2.0
24	Greene Jr., Brian	1-0	3-3.0	0-0	.000	0-0	.000	0-0	.000	0	0	0	0.0	0-0	0	0	0	0	0	0.0
05	Johnson, Shaquille	1-0	7-7.0	0-1	.000	0-0	.000	0-0	.000	0	3	3	3.0	2-0	0	1	0	0	0	0.0
TM	TEAM									1	2	3	3.0	0	0					
	Total	1	20-50	.400	6-21	.286	16-20	.800	4	20	24	24.0	22-0	11	11	8	5	62	62.0	
	Opponents.....	1	22-49	.449	6-16	.375	21-26	.808	9	27	36	36.0	18-0	12	10	4	2	71	71.0	



2012-13 Results
9-23 Overall (7-10 Home, 2-9 Away, 0-4 Neutral)

DATE	OPPONENT	SCORE	ATTEND	HIGH POINTS	HIGH REBOUNDS
11/9/12	IPFW	W 61-50	6391	(26)Sullivan, Frankie	(15)Chubb, Rob
11/15/12	^ vs Murray State	59-79 L	4716	(12)Dixon-Tatum, Asauhn	(9)Johnson, Shaquille (12)Chubb, Rob
11/16/12	^ at Coll. of Charleston	W 55-51	4780	(24)Sullivan, Frankie	(5)Chubb, Rob (5)Sullivan, Frankie
11/18/12	^ vs Dayton	63-73 L	4262	(23)Sullivan, Frankie	(5)Chubb, Rob (5)Adamu, Shareif
11/21/12	! at Boston College	49-50 L	3102	(23)Sullivan, Frankie	(8)Sullivan, Frankie
11/25/12	RHODE ISLAND	72-78 Lo2	4557	(19)Price, Jordan	(9)Chubb, Rob
11/30/12	DEPAUL	76-80 L	5827	(28)Sullivan, Frankie	(13)Chubb, Rob
12/11/12	GRAMBLING STATE	W 92-42	4314	(14)Johnson, Noel	(7)Payne, Allen (14)Price, Jordan
12/15/12	FURMAN	W 64-50	4820	(17)Denson, Chris	(9)Dixon-Tatum, Asauhn
12/18/12	TENNESSEE TECH	W 81-62	4323	(20)Denson, Chris	(8)Dixon-Tatum, Asauhn
12/22/12	WINTHROP	67-74 L	5156	(22)Sullivan, Frankie	(6)Sullivan, Frankie
12/29/12	% vs Illinois	79-81 L	18136	(21)Sullivan, Frankie	(10)PAYNE, Allen
1/2/13	FLORIDA STATE	W 78-72	6496	(24)Sullivan, Frankie	(10)Chubb, Rob
1/9/13	* LSU	W 68-63	6355	(15)Payne, Allen	(9)Johnson, Shaquille
1/12/13	* at South Carolina	W 74-71	9117	(17)Sullivan, Frankie	(10)Chubb, Rob
1/16/13	* at Arkansas	80-88 Lo2	13404	(26)Sullivan, Frankie	(11)Chubb, Rob
1/19/13	* KENTUCKY	53-75 L	9121	(14)Chubb, Rob	(7)Chubb, Rob
1/23/13	* at Vanderbilt	61-73 L	9961	(14)Sullivan, Frankie	(8)Chubb, Rob (14)Chubb, Rob
1/26/13	* OLE MISS	61-63 L	8740	(18)Denson, Chris	(10)Chubb, Rob
1/30/13	* at Georgia	49-57 L	4767	(13)Sullivan, Frankie	(6)Chubb, Rob (13)Payne, Allen
2/2/13	* at Missouri	77-91 L	12313	(12)Sullivan, Frankie	(5)Price, Jordan
2/6/13	* ALABAMA	W 49-37	7502	(11)Payne, Allen	(7)Chubb, Rob (11)Wallace, Josh
2/9/13	* at Kentucky	62-72 L	24253	(15)Denson, Chris	(7)Sullivan, Frankie
2/13/13	* ARKANSAS	75-83 L	5783	(18)Denson, Chris	(8)Chubb, Rob
2/16/13	* FLORIDA	52-83 L	8953	(13)Denson, Chris	(7)Payne, Allen
2/20/13	* TEXAS A&M	56-65 L	5322	(11)Payne, Allen	(6)Johnson, Shaquille
2/23/13	* at Ole Miss	55-88 L	7275	(18)Johnson, Shaquille	(7)Payne, Allen
2/26/13	* at Alabama	43-61 L	12633	(13)Chubb, Rob	(6)Payne, Allen
3/2/13	* VANDERBILT	55-62 L	7295	(16)Denson, Chris	(6)Chubb, Rob (6)Payne, Allen
3/6/13	* TENNESSEE	75-82 L	5420	(24)Sullivan, Frankie	(7)Chubb, Rob
3/9/13	* at Mississippi State	71-74 Lot	6250	(24)Denson, Chris	(9)Denson, Chris
3/13/13	\$ vs Texas A&M	62-71 L		(19)Sullivan, Frankie	(6)Dixon-Tatum, Asauhn

^ = Charleston Classic (Charleston, S.C.)

! = Charleston Classic Finale (Chesnut Hill, Mass.)

% = United Center (Chicago, Ill.)

\$ = SEC Tournament (Nashville, Tenn. • Bridgestone Arena)

* = Conference game

ATTENDANCE SUMMARY	GAMES	TOTALS	AVG/GAME
HOME	17	106375	6257
AWAY	11	107855	9805
NEUTRAL	4	27114	6778
TOTAL	32	241344	7542



**2012-13 Game-By-Game Stats
Individual Stats
(Points-Rebounds-Assists)**

<u>Opponent</u>	<u>Score</u>	<u>WL</u>	<u>Dixon-Tatum</u>	<u>Payne</u>	<u>Denson</u>	<u>Spencer</u>	<u>Johnson, S</u>	<u>Price</u>	<u>Wallace</u>	<u>Pellar</u>	<u>Adamu</u>
vs Murray State	59-79	L	12-8-1	6-4-1	DNP	DNP	7-9-3	9-1-1	2-1-0	DNP	2-2-1
at Coll. of Charleston	55-51	W	0-0-0	0-4-0	DNP	DNP	0-0-1	4-1-1	0-1-2	DNP	11-3-0
vs Dayton	63-73	L	2-0-0	9-4-1	DNP	DNP	5-2-0	0-3-0	3-1-1	DNP	0-5-1
at Boston College	49-50	L	0-1-0	7-6-1	DNP	DNP	2-1-0	0-0-0	0-0-1	DNP	2-1-1
RHODE ISLAND	72-78	LOT	4-3-0	9-5-0	DNP	DNP	4-2-2	19-1-2	2-7-7	DNP	0-0-0
DEPAUL	76-80	L	9-5-0	8-3-0	DNP	DNP	0-3-3	2-1-3	0-2-2	DNP	DNP
GRAMBLING STATE	92-42	W	4-4-0	9-7-2	13-0-1	0-1-0	7-4-0	14-2-3	2-2-6	3-1-0	DNP
FURMAN	64-50	W	6-9-0	5-0-0	17-6-2	DNP	4-3-2	14-1-0	0-0-4	DNP	DNP
TENNESSEE TECH	81-62	W	5-8-0	5-6-4	20-5-1	0-0-0	9-2-1	12-2-1	11-2-7	0-0-0	DNP
WINTHROP	67-74	L	6-4-0	6-5-2	18-5-3	DNP	5-1-1	2-3-0	0-3-0	DNP	DNP
vs Illinois	79-81	L	5-2-2	10-10-1	8-4-4	DNP	5-3-3	DNP	8-3-4	DNP	DNP
FLORIDA STATE	78-72	W	4-8-0	17-7-3	DNP	DNP	8-2-1	DNP	6-5-6	DNP	DNP
LSU	68-63	W	6-3-1	15-4-4	DNP	DNP	11-9-3	DNP	7-4-2	DNP	DNP
at South Carolina	74-71	W	4-0-0	8-3-1	DNP	DNP	5-1-0	DNP	1-1-7	DNP	DNP
at Arkansas	80-88	LOT	6-3-0	9-4-1	DNP	DNP	6-3-2	DNP	6-5-9	DNP	DNP
KENTUCKY	53-75	L	10-3-0	11-4-0	0-3-3	DNP	0-0-3	0-0-1	4-1-2	DNP	DNP
at Vanderbilt	61-73	L	2-3-0	3-5-2	1-1-1	DNP	5-5-4	3-0-0	5-0-2	DNP	DNP
OLE MISS	61-63	L	0-0-0	6-1-1	18-1-0	DNP	9-8-2	0-2-1	9-0-2	DNP	DNP
at Georgia	49-57	L	0-1-0	13-4-0	12-3-0	DNP	0-4-0	5-4-0	0-2-1	DNP	DNP
at Missouri	77-91	L	8-3-1	6-4-0	10-3-1	DNP	8-2-0	5-5-1	2-0-1	DNP	DNP
ALABAMA	49-37	W	0-5-0	11-6-1	9-2-0	DNP	2-0-0	0-1-1	11-2-2	DNP	DNP
at Kentucky	62-72	L	2-2-0	5-1-0	15-4-1	DNP	10-5-1	0-1-0	3-3-4	DNP	DNP
ARKANSAS	75-83	L	5-3-0	8-5-1	18-2-5	DNP	9-2-1	5-3-1	7-3-2	DNP	DNP
FLORIDA	52-83	L	0-3-0	3-7-1	13-1-1	DNP	8-4-3	12-2-0	0-1-1	DNP	DNP
TEXAS A&M	56-65	L	2-4-0	11-2-0	9-1-1	DNP	7-6-1	9-1-0	2-3-2	DNP	DNP
at Ole Miss	55-88	L	0-1-0	9-7-2	0-0-0	DNP	18-4-2	2-2-2	0-0-1	DNP	DNP
at Alabama	43-61	L	5-2-0	2-6-4	2-4-1	DNP	6-1-1	2-3-0	0-1-0	DNP	DNP
VANDERBILT	55-62	L	2-3-0	6-6-1	16-4-2	DNP	4-4-0	7-2-2	8-3-1	DNP	DNP
TENNESSEE	75-82	L	5-3-0	3-2-2	DNP	3-0-0	0-2-1	9-4-1	14-1-4	DNP	DNP
at Mississippi State	71-74	LOT	0-4-0	9-8-1	24-9-3	DNP	4-2-0	2-2-1	2-3-2	DNP	DNP
vs Texas A&M	62-71	L	5-6-0	5-1-1	15-1-1	DNP	0-3-0	5-1-1	8-4-4	DNP	DNP

<u>Opponent</u>	<u>Score</u>	<u>WL</u>	<u>Holmes</u>	<u>Sullivan</u>	<u>Greene, Jr.</u>	<u>Granger</u>	<u>Johnson, N</u>	<u>Chubb</u>
IPFW	61-50	W	DNP	26-4-0	0-1-3	0-0-0	2-6-0	10-15-2
vs Murray State	59-79	L	DNP	7-5-0	2-0-2	0-2-0	0-0-1	12-7-0
at Coll. of Charleston	55-51	W	DNP	24-5-2	0-0-0	DNP	12-2-0	4-5-1
vs Dayton	63-73	L	0-0-0	23-0-5	0-2-1	DNP	10-2-2	11-5-1
at Boston College	49-50	L	DNP	23-8-1	0-1-2	DNP	3-2-1	12-5-0
RHODE ISLAND	72-78	LOT	DNP	7-3-6	8-0-2	DNP	13-3-1	6-9-1
DEPAUL	76-80	L	DNP	28-4-5	2-0-0	0-0-1	10-4-0	17-13-1
GRAMBLING STATE	92-42	W	0-0-0	10-4-5	0-1-5	6-2-0	14-4-1	10-3-0
FURMAN	64-50	W	DNP	11-5-7	DNP	0-0-0	3-5-0	4-8-0
TENNESSEE TECH	81-62	W	0-0-0	5-2-4	0-0-0	4-3-0	3-2-0	7-6-0
WINTHROP	67-74	L	DNP	22-6-5	DNP	0-0-0	0-0-1	8-5-0
vs Illinois	79-81	L	DNP	21-3-4	3-0-0	DNP	6-5-0	13-5-0
FLORIDA STATE	78-72	W	DNP	24-4-0	2-1-0	0-0-0	9-3-0	8-10-0
LSU	68-63	W	DNP	10-5-2	5-0-2	DNP	6-2-0	8-8-1
at South Carolina	74-71	W	DNP	17-4-5	14-1-1	0-0-0	9-0-0	16-10-0
at Arkansas	80-88	LOT	DNP	26-9-1	6-1-2	0-0-0	9-3-1	12-11-3
KENTUCKY	53-75	L	DNP	12-4-2	2-2-1	DNP	0-0-1	14-7-0
at Vanderbilt	61-73	L	DNP	14-4-1	11-0-1	0-0-0	3-0-1	14-8-1
OLE MISS	61-63	L	DNP	12-7-1	3-1-0	DNP	3-4-0	1-10-3
at Georgia	49-57	L	DNP	13-2-4	0-0-0	1-2-0	0-0-0	5-6-2
at Missouri	77-91	L	DNP	12-1-1	9-2-3	4-4-0	3-0-0	10-2-1
ALABAMA	49-37	W	DNP	7-4-2	0-0-0	0-2-0	3-3-0	6-7-1
at Kentucky	62-72	L	DNP	8-7-3	DNP	0-0-0	12-3-0	7-1-0
ARKANSAS	75-83	L	DNP	11-4-1	DNP	5-1-0	3-2-1	4-8-0
FLORIDA	52-83	L	DNP	8-1-2	2-1-0	2-2-0	3-1-0	1-2-1
TEXAS A&M	56-65	L	DNP	7-3-6	0-0-0	0-2-0	0-2-0	9-3-1
at Ole Miss	55-88	L	DNP	9-1-3	8-1-0	2-0-0	0-0-0	7-4-1
at Alabama	43-61	L	DNP	6-5-1	3-0-2	0-1-0	4-2-1	13-4-1
VANDERBILT	55-62	L	DNP	7-3-3	0-2-0	DNP	0-0-0	5-6-1
TENNESSEE	75-82	L	DNP	24-3-2	2-2-1	DNP	9-2-2	6-7-1
at Mississippi State	71-74	LOT	DNP	12-3-4	0-2-2	DNP	0-1-0	18-7-0
vs Texas A&M	62-71	L	DNP	19-1-2	0-0-0	DNP	3-1-1	2-3-1



Opponent	Score	FG	FGA	Pct	3FG	3FGA	Pct	FT	FTA	Pct	Rebounds				PF	A	TO	Blk	Stl
											Off	Def	Tot	Avg					
IPFW	50	15	52	.288	4	20	.200	16	23	.696	10	25	35	35.0	18	10	17	2	10
at Auburn	61	22	54	.407	3	11	.273	14	21	.667	12	30	42	42.0	17	10	16	3	10
Auburn	59	20	60	.333	2	10	.200	17	30	.567	22	21	43	42.5	17	10	20	5	7
vs Murray State	79	27	51	.529	11	23	.478	14	16	.875	5	23	28	31.5	24	9	17	7	9
Auburn	55	19	53	.358	6	17	.353	11	14	.786	5	21	26	37.0	16	7	9	4	12
at Coll. of Charleston	51	18	47	.383	5	15	.333	10	18	.556	11	31	42	35.0	18	5	19	7	5
Auburn	63	23	55	.418	4	16	.250	13	17	.765	8	19	27	34.5	24	12	14	7	7
vs Dayton	73	21	45	.467	4	13	.308	27	36	.750	9	24	33	34.5	19	10	17	3	7
Auburn	49	19	45	.422	4	13	.308	7	13	.538	5	23	28	33.2	17	7	13	4	6
at Boston College	50	17	47	.362	8	22	.364	8	15	.533	11	24	35	34.6	17	10	12	3	7
Rhode Island	78	26	65	.400	13	26	.500	13	21	.619	13	26	39	35.3	13	14	15	3	11
at Auburn	72	28	62	.452	11	27	.407	5	7	.714	10	27	37	33.8	18	21	19	3	8
DePaul	80	26	54	.481	9	17	.529	19	34	.559	9	23	32	34.9	21	18	13	4	10
at Auburn	76	28	64	.438	6	16	.375	14	21	.667	16	27	43	35.1	24	15	14	4	8
Grambling State	42	16	51	.314	4	18	.222	6	8	.750	10	18	28	34.0	16	8	24	3	5
at Auburn	92	34	63	.540	11	24	.458	13	18	.722	13	26	39	35.6	12	23	12	7	13
Furman	50	16	52	.308	5	22	.227	13	17	.765	11	18	29	33.4	14	9	8	4	4
at Auburn	64	25	58	.431	8	17	.471	6	8	.750	15	27	42	36.3	19	15	12	6	3
Tennessee Tech	62	25	67	.373	1	18	.056	11	17	.647	18	20	38	33.9	26	14	17	4	11
at Auburn	81	22	51	.431	7	18	.389	30	40	.750	14	28	42	36.9	18	18	17	5	12
Winthrop	74	24	49	.490	7	25	.280	19	25	.760	11	18	29	33.5	21	13	19	2	4
at Auburn	67	23	60	.383	3	23	.130	18	21	.857	19	15	34	36.6	22	12	13	2	6
Auburn	79	29	60	.483	11	23	.478	10	16	.625	14	25	39	36.8	25	18	20	4	9
vs Illinois	81	25	52	.481	4	15	.267	27	40	.675	9	22	31	33.2	15	14	11	5	11
Florida State	72	28	58	.483	9	26	.346	7	15	.467	9	31	40	33.8	27	16	20	5	5
at Auburn	78	22	63	.349	6	20	.300	28	41	.683	16	26	42	37.2	17	10	9	2	11
LSU	63	25	67	.373	9	27	.333	4	10	.400	14	26	40	34.2	20	15	12	3	7
at Auburn	68	25	54	.463	6	18	.333	12	22	.545	7	31	38	37.3	15	15	12	4	6
Auburn	74	24	41	.585	8	18	.444	18	28	.643	9	15	24	36.4	23	14	17	3	9
at South Carolina	71	26	57	.456	8	20	.400	11	16	.688	17	14	31	34.0	24	20	15	3	4
Auburn	80	31	62	.500	11	25	.440	7	17	.412	8	31	39	36.6	24	19	19	4	3
at Arkansas	88	30	66	.455	8	24	.333	20	33	.606	9	27	36	34.1	15	18	8	3	8
Kentucky	75	30	55	.545	5	15	.333	10	16	.625	11	32	43	34.6	14	17	15	8	6
at Auburn	53	23	66	.348	0	15	.000	7	10	.700	12	18	30	36.2	17	13	9	1	9
Auburn	61	22	53	.415	9	24	.375	8	9	.889	6	23	29	35.8	26	13	15	4	7
at Vanderbilt	73	20	49	.408	9	24	.375	24	30	.800	11	26	37	34.8	14	14	13	2	4
Ole Miss	63	24	56	.429	11	25	.440	4	17	.235	13	23	36	34.8	17	15	8	5	1
at Auburn	61	20	54	.370	6	23	.261	15	19	.789	11	26	37	35.8	21	10	6	6	3
Auburn	49	15	53	.283	4	20	.200	15	27	.556	10	23	33	35.7	25	7	11	1	9
at Georgia	57	19	43	.442	4	17	.235	15	26	.577	7	31	38	35.0	21	11	16	3	4
Auburn	77	19	53	.358	7	22	.318	32	36	.889	9	22	31	35.5	26	9	12	1	5
at Missouri	91	30	55	.545	6	16	.375	25	33	.758	8	25	33	34.9	23	17	11	3	8
Alabama	37	14	49	.286	2	19	.105	7	9	.778	11	19	30	34.7	22	7	16	0	9
at Auburn	49	15	44	.341	2	9	.222	17	23	.739	10	25	35	35.5	10	7	14	4	7
Auburn	62	22	51	.431	7	13	.538	11	17	.647	9	20	29	35.2	29	9	9	2	3
at Kentucky	72	20	46	.435	6	21	.286	26	38	.684	11	24	35	34.7	21	12	10	4	4
Arkansas	83	27	58	.466	9	21	.429	20	29	.690	7	24	31	34.5	24	16	8	3	5
at Auburn	75	23	53	.434	6	13	.462	23	32	.719	10	28	38	35.3	24	12	16	5	4
Florida	83	31	54	.574	15	30	.500	6	10	.600	4	26	30	34.4	11	25	9	3	9
at Auburn	52	19	54	.352	4	16	.250	10	14	.714	11	19	30	35.1	15	9	14	2	4
Texas A&M	65	22	50	.440	5	19	.263	16	20	.800	9	25	34	34.3	13	13	11	2	7
at Auburn	56	21	56	.375	5	23	.217	9	14	.643	11	21	32	35.0	19	11	10	4	2
Auburn	55	22	56	.393	3	18	.167	8	12	.667	4	18	22	34.5	20	11	11	0	8
at Ole Miss	88	27	50	.540	13	25	.520	21	26	.808	8	30	38	34.5	12	18	14	4	9
Auburn	43	15	50	.300	2	15	.133	11	14	.786	8	23	31	34.4	19	11	15	5	6
at Alabama	61	22	56	.393	5	24	.208	12	16	.750	12	29	41	34.7	16	13	11	4	8
Vanderbilt	62	16	49	.327	10	26	.385	20	31	.645	7	32	39	34.9	20	12	9	2	2
at Auburn	55	20	56	.357	3	18	.167	12	19	.632	7	29	36	34.4	27	10	8	5	4
Tennessee	82	24	56	.429	7	20	.350	27	38	.711	13	20	33	34.8	16	13	8	2	7
at Auburn	75	28	55	.509	9	26	.346	10	12	.833	8	22	30	34.3	27	14	16	6	5
Auburn	71	28	68	.412	3	17	.176	12	15	.800	6	36	42	34.5	22	13	14	3	11
at Mississippi State	74	25	62	.403	8	17	.471	16	29	.552	10	36	46	35.2	18	13	17	7	8
Auburn	62	20	50	.400	6	21	.286	16	20	.800	4	20	24	34.2	22	11	11	8	5
vs Texas A&M	71	22	49	.449	6	16	.375	21	26	.808	9	27	36	35.2	18	12	10	4	2



• Exhibition Game 1 •
Auburn 108, Victory University 57
October 30, 2012
Auburn Arena • Auburn, Ala.

Rob Chubb had a double-double with 21 points and 13 rebounds to lead six Tigers in double figures as Auburn defeated Victory University 108-57 in its exhibition opener in Auburn Arena. Auburn's freshman quartet of Shaq Johnson (15), Jordan Price (13), Jordan Granger (13) and Brian Greene Jr. (2 pts and 12 assists) combined for 43 points and 19 assists. Five-straight points by Price gave Auburn a 28-11 lead, and the Tigers stretched the run into a 20-4 burst following a layup by Chubb. Frankie Sullivan, who had 11 points, sandwiched a Shaq Johnson dunk with a trey and then a layup to give Auburn a 41-13 lead with 6:29 remaining in the first half. Price hit his second 3-pointer with just under four minutes left in the first half and the Tigers led 51-15. Auburn closed the half on an 18-5 run. Ten of the 11 Tigers that played in the first half scored as Auburn led 61-20. Auburn shot 56.6 percent (43-of-76) from the floor, including hitting 9-of-22 3-pointers (40.9 percent). Noel Johnson and Sullivan both made three 3-pointers. A pair of dunks by Shaq Johnson and a Price layup gave the Tigers a 50-point lead at 94-44 with 6:12 to go. Two free throws by Granger put the Tigers over the century mark at 101-44 with four minutes remaining. Noel Johnson added 11 points. Eleven Tigers scored in the game. Jordan Miles led Victory with 16 points and eight rebounds. The 108 points were the most Auburn has scored since Dec. 20, 1999, and the first time the Tigers scored 100 points since Nov. 29, 2003, 10 seasons ago.

Victory University	FG	3FG	FT	R	F	T	A	T	B	S	M
Kristaps Bernans,F	2-2	1-1	4-11	2	3	9	0	2	0	2	24
Jordan Miles,C	6-11	1-1	3-3	8	3	16	0	3	0	1	29
Srdjan Stamenkovic,G	0-5	0-1	0-0	2	1	0	6	5	0	1	19
Mario Jones,G	1-3	0-1	0-0	0	0	2	1	2	0	1	8
Nathan Guess,G	2-3	2-3	0-0	3	6	0	0	0	0	0	13
Khaleel Headley	1-9	0-4	2-2	3	4	4	1	3	0	0	25
Michael Morelli	0-1	0-1	0-0	1	0	0	0	1	0	0	6
Travis Gibson	2-7	1-6	2-2	3	0	7	4	4	0	0	28
Jon Sexton	2-8	2-6	0-0	1	2	6	1	2	0	0	26
Jaron Caston	0-0	0-0	0-0	0	0	0	0	0	0	0	2
Tevin Hill	2-6	1-3	2-5	1	1	7	1	2	0	1	19
Team	2										
Totals	18-55	8-27	13-23	23	17	57	14	24	0	6	200

FG%: 1st Half 7-24 .292, 2nd Half 11-31 .355, Game 18-55 .327;
 3FG%: 1st Half 1-9 .111, 2nd Half 7-18 .389, Game 8-27 .296;
 FT%: 1st Half 5-9 .556, 2nd Half 8-14 .571, Game 13-23 .565;
 Deadball Rebounds: 9.

Auburn	FG	3FG	FT	R	F	T	A	T	B	S	M
Allen Payne, F	3-8	0-1	2-2	5	0	8	0	1	1	2	18
Shareif Adamu, F	1-3	0-2	0-0	3	5	2	0	1	0	0	10
Rob Chubb, C	9-13	0-1	3-3	13	3	21	1	2	0	0	20
Josh Wallace, G	1-2	0-0	2-2	2	2	4	4	4	0	1	13
Frankie Sullivan, G	4-8	3-5	0-0	2	1	11	2	0	0	1	18
Asauhn Dixon-Tatum	3-3	0-0	2-4	6	5	8	0	2	1	0	14
Dylan Spencer	0-1	0-1	0-0	1	1	0	0	1	0	0	4
Shaquille Johnson	7-7	1-1	0-1	2	2	15	3	1	0	1	14
Jordan Price	5-9	2-4	1-2	2	3	13	3	0	0	3	20
Nick Pellar	0-0	0-0	1	0	0	0	0	0	0	0	2
C.J. Holmes	0-1	0-0	0-0	1	0	0	0	0	0	0	2
Brian Greene Jr.	1-9	0-2	0-0	3	2	12	3	0	4	26	
Jordan Granger	5-6	0-0	3-4	4	0	13	1	0	2	3	21
Noel Johnson	4-6	3-5	0-0	5	0	11	0	0	0	1	18
Team	3										
Totals	43-76	9-22	13-19	52	24	108	26	15	4	16	200

FG%: 1st Half 24-42 .571, 2nd Half 19-34 .559, Game 43-76 .566;
 3FG%: 1st Half 6-16 .375, 2nd Half 3-6 .500, Game 9-22 .409;
 FT%: 1st Half 7-9 .778, 2nd Half 6-10 .600, Game 13-19 .684;
 Deadball Rebounds: 3

SCORE BY PERIODS	1	2	F	
Victory University	20	37	--	57
Auburn	61	47	--	108

OFFICIALS--Antinio Petty, Earnie Pheal, Tony Henderson
 TECHNICAL FOULS--None
 ATTENDANCE--2,500

• Exhibition Game 2 •
Auburn 66, Georgia Southwestern State 50
November 5, 2012
Auburn Arena • Auburn, Ala.

Noel Johnson recorded a double-double with 10 points and 10 rebounds while Asauhn Dixon-Tatum added 11 points, four rebounds and four blocks as Auburn used a 12-0 second half run to take a commanding lead in a 66-50 win over Georgia Southwestern State in Auburn Arena in the exhibition finale. Frankie Sullivan's steal and dunk capped the 12-0 run that pushed the Tigers firmly in front with 7:42 left in the game. The dunk followed consecutive 3-pointers from the senior guard and Noel Johnson. Josh Wallace had a pair of free throws and Shareif Adamu added a dunk in the run that left the Tigers in front 56-41. Back-to-back 3-pointers by Allen Payne ended a scoring drought of nearly five minutes for the Tigers with 10:13 to go in the first half. Jordan Granger's dunk in transition briefly tied the game at 22 with 5:20 left as Auburn erased an eight-point deficit. Dixon-Tatum converted a hook shot in the paint for Auburn's first lead of the night at 26-24 with 4:12 to go before halftime. The Tigers' largest lead of the first half came at 32-27 with 1:53 left. Jordan Price knocked down his lone 3-pointer of the night with 1:03 remaining to give the Tigers an 18-point lead, 66-48, their largest of the game. All 11 Tigers who played scored in the game, and Wallace scored eight points and added five assists and four steals. Michael Tankersley and Matt Shaw both scored 10 points to lead Georgia Southwestern.

Ga. Southwestern	FG	3FG	FT	R	F	T	A	T	B	S	M
Michael Tankersley,F	3-4	0-0	4-8	3	2	10	0	3	0	1	21
Milos Kleut, F	2-4	0-0	0-1	2	3	4	0	2	0	0	19
Matt Shaw, F	5-8	0-1	0-1	5	4	10	1	1	0	0	31
Derrick Dawkins,G	4-10	1-3	0-3	4	1	9	5	3	0	1	32
Alan Arnett, G	0-2	0-1	1-2	4	2	1	2	2	0	1	31
Daryl Davis	1-5	0-0	6-8	2	4	8	0	1	1	1	16
Colby Czerepinski	0-0	0-0	0-0	0	0	0	0	0	0	0	0+
Tyler Gunnett	0-1	0-1	1-2	1	0	1	1	2	0	1	9
Jamon Hawkins	2-6	1-4	0-0	0	0	5	1	2	0	1	21
Austin Kelly	1-4	0-1	0-0	4	4	2	1	2	1	0	20
Adrian Knight	0-0	0-0	0-0	0	0	0	0	0	0	0	0+
Team	6										
Totals	18-44	2-11	12-25	31	20	50	11	18	2	6	200

FG%: 1st Half 11-27 .407, 2nd Half 7-17 .412, Game 18-44 .409;
 3FG%: 1st Half 1-5 .200, 2nd Half 1-6 .167, Game 2-11 .182;
 FT%: 1st Half 6-12 .500, 2nd Half 6-13 .462, Game 12-25 .480;
 Deadball Rebounds: 8

Auburn	FG	3FG	FT	R	F	T	A	T	B	S	M
Allen Payne, F	2-4	2-2	1-2	3	4	7	0	1	2	0	14
Rob Chubb, C	1-4	0-0	0-0	0	4	2	0	0	1	0	12
Josh Wallace, G	2-4	1-1	3-4	1	2	8	5	0	0	4	26
Frankie Sullivan,G	3-7	1-3	2-3	4	3	9	2	1	0	1	23
Noel Johnson, G	4-7	2-4	0-0	10	0	10	1	3	0	1	27
Asauhn Dixon-Tatum	4-8	0-0	3-5	4	4	11	1	0	4	0	27
Dylan Spencer	0-0	0-0	0-0	0	0	0	0	0	0	0	0+
Shaquille Johnson	2-5	0-1	0-0	4	2	4	0	1	0	1	18
Jordan Price	2-7	1-4	2-2	1	2	7	2	4	0	2	18
Shareif Adamu	1-5	0-1	0-1	5	3	2	0	0	0	0	12
C.J. Holmes	0-0	0-0	0-0	0	0	0	0	0	0	0	0+
Brian Greene Jr.	1-2	0-0	0-0	0	2	2	2	1	0	0	13
Jordan Granger	2-3	0-0	0-0	1	0	4	0	1	0	0	10
Team	4										
Totals	24-56	7-16	11-17	37	26	66	13	12	7	8	200

FG%: 1st Half 10-28 .357, 2nd Half 14-28 .500, Game 24-56 .429;
 3FG%: 1st Half 4-8 .500, 2nd Half 3-8 .375, Game 7-16 .438;
 FT%: 1st Half 8-10 .800, 2nd Half 3-7 .429, Game 11-17 .647;
 Deadball Rebounds: 1.

SCORE BY PERIODS	1	2	F	
Georgia Southwestern State	29	21	--	50
Auburn	32	34	--	66

OFFICIALS--Jamie Luckie, Ed Corbett, Tracy Woodson
 TECHNICAL FOULS--None
 ATTENDANCE--2,500

• Game 1 •
Auburn 61, IPFW 50
November 9, 2012
Auburn Arena • Auburn, Ala.

Frankie Sullivan scored 26 points and Rob Chubb had a double-double with 10 points and a career-high 15 rebounds as Auburn used a big second-half run to defeat IPFW 61-50 in Auburn Arena in the season opener for both teams. Sullivan's putback dunk capped an 18-4 run over 9:22 and gave Auburn a 55-46 lead with 1:24 left. The run saw the Tigers erase a five-point deficit as Sullivan scored nine points during the run. Payne added 12 points, seven rebounds, three assists and three steals. Sullivan drilled a 3-pointer and scored a fast-break layup to tie the game at 28 with Auburn trailing since it was 4-3. IPFW led 27-23 at the half. Sullivan connected on his second 3-pointer with less than 10 minutes to go to tie the game at 42 to get Auburn's 18-4 run going, and then Chubb scored a baby hook in the lane to give the Tigers the lead for good with 7:04 to play. The lead was the first for the Tigers since leading 4-3. IPFW went almost nine minutes without a field goal until a 3-pointer by Joe Edwards with 4:37 left. Josh Wallace converted a three-point play after coming up with a steal for a 53-46 lead with 2:41 remaining in the game. Frank Gaines, who was ranked ninth in the NCAA in scoring last year, led IPFW with a career-high 32 points and was the team's only double-figure scorer. Auburn trailed by as many as nine in the first half, and the Tigers had 11 first half turnovers that IPFW converted into 11 points

IPFW	FG	3FG	FT	R	F	T	A	T	B	S	M
Luis Jacobo, F	0-6	0-4	1-2	3	2	1	0	3	0	0	29
Mario Hines, F	0-3	0-0	1-2	4	1	0	0	0	0	0	18
Pierre Bland, G	2-7	0-0	0-0	5	1	4	3	6	0	3	24
Frank Gaines, G	10-18	3-8	9-11	3	3	32	1	4	0	2	36
Kevin Harden, G	0-7	0-3	1-2	6	0	1	1	3	0	0	27
Ishaiah McCray	0-1	0-1	3-4	1	4	3	1	0	0	1	18
Joe Reed	0-3	0-1	1-2	10	2	1	3	0	2	2	32
Joe Edwards	3-6	1-3	0-0	2	2	7	1	1	0	1	16
Team	3										
Totals	15-52	4-20	16-23	35	18	50	10	17	2	10	200

FG%: 1st Half 9-26 .346, 2nd Half 6-26 .231, Game 15-52 .288;
 3FG%: 1st Half 2-9 .222, 2nd Half 2-11 .182, Game 4-20 .200;
 FT%: 1st Half 7-12 .583, 2nd Half 9-11 .818, Game 16-23 .696;
 Deadball Rebounds: 4

Auburn	FG	3FG	FT	R	F	T	A	T	B	S	M
Allen Payne, F	4-7	0-0	4-6	7	2	12	3	2	0	3	37
Noel Johnson, F	0-6	0-2	2-2	6	3	2	0	1	0	2	24
Rob Chubb, C	4-11	0-0	2-4	15	2	10	2	2	2	1	32
Josh Wallace, G	2-3	0-0	3-4	3	4	7	2	3	0	2	28
Frankie Sullivan,G	11-20	2-7	2-3	4	1	26	0	0	0	2	35
Asauhn Dixon-Tatum	0-3	0-0	0-0	2	1	0	0	1	1	0	8
Shaquille Johnson	0-0	0-0	0-0	0	1	0	0	0	0	0	2
Jordan Price	1-2	1-2	0-0	1	3	0	2	0	0	0	13
Shareif Adamu	0-2	0-0	1-2	1	1	1	0	1	0	0	7
Brian Greene Jr.	0-0	0-0	0-0	1	0	0	3	3	0	0	10
Jordan Granger	0-0	0-0	0-0	0	1	0	0	1	0	0	4
Team	3										
Totals	22-54	3-11	14-21	42	17	61	10	16	3	10	200

FG%: 1st Half 10-29 .345, 2nd Half 12-25 .480, Game 22-54 .407;
 3FG%: 1st Half 0-1 .000, 2nd Half 3-10 .300, Game 3-11 .273;
 FT%: 1st Half 3-4 .750, 2nd Half 11-17 .647, Game 14-21 .667;
 Deadball Rebounds: 2.

SCORE BY PERIODS	1	2	F	
IPFW (0-1)	27	23	--	50
Auburn (1-0)	23	38	--	61

OFFICIALS--Anthony Jordan, Lee Cassell, Patrick Evans
 TECHNICAL FOULS--None
 ATTENDANCE--6,391



• Game 2 •
Murray State 79, Auburn 59
 November 15, 2012
 TD Arena • Charleston, S.C.

All-American Isaiah Canaan scored 26 points, including 20 in the first half, to go along with 6 assists and 3-of-5 three-point shooting to lead Murray State to a 79-59 victory over Auburn in the Charleston Classic first round in TD Arena. Murray State, which finished last season with a 31-2 record, jumped out to a 7-0 lead and led 11-2 at the first media time out just over four minutes in. The Racers went up 27-10 on their fifth made three in nine attempts, this one by Stacy Wilson for is third of the game, with 8:42 left in the first. The Racers increased it to 36-11 behind 16 points from Canaan with 4:27 left in the half and led by as much as 45-15 with a minute to go before Auburn ended the half down 45-19. Canaan scored his 20 first-half points by going 6-of-9 from the field, 3-of-5 from 3-point range and made all five free throws. Auburn had 15 first half turnovers that led to 20 points for Murray State. Frankie Sullivan went flying into the scorer's table for a loose ball and went to the locker room with 15:13 to play in the game and did not return. Murray State led by as much as 72-34 with 8:51 left before Auburn outscored the Racers 25-7 the rest of the way. Asauhn Dixon-Tatum led Auburn with 12 points and 8 rebounds while Rob Chubb had 12 points and 7 boards. The Tigers were held to 33.3 percent shooting from the field, including 26.7 percent (8-of-30) in the first half. Auburn missed its first eight 3-point attempts before Jordan Price made two in a row to finish with 9 points. Auburn outrebounded Murray State 43-28. Stacy Wilson chipped in 18 points on 4-of-5 three-point shooting for Murray State, which shot 52.9 percent from the floor and 11-of-23 (.478) from 3-point range.

Murray State	FG	3FG	FT	R	F	T	A	T	B	S	M
Stacy Wilson, F	6-10	4-5	2-2	1	2	18	1	3	0	1	21
Ed Daniel, F	2-3	0-0	4-6	5	3	8	0	1	3	4	21
Brandon Garrett, F	2-2	0-0	0-0	5	3	4	1	2	0	1	18
Isaiah Canaan, G	9-12	3-5	5-5	4	1	26	6	3	0	0	26
Dexter Fields, G	2-6	2-6	0-0	1	1	6	0	2	1	2	24
CJ Ford	1-3	0-2	0-0	1	3	2	0	2	1	0	12
Tyler Rambo	0-0	0-0	3-3	0	0	3	0	0	0	0	7
Erik McCree	0-4	0-1	0-0	1	4	0	0	1	0	1	15
Jeffery Moss	3-7	2-4	0-0	2	4	8	1	2	0	0	28
Jordan Burge	0-0	0-0	0-0	0	0	0	0	0	0	0	1
Terron Gilmore	1-1	0-0	0-0	2	1	2	0	1	2	0	16
Zay Henderson	1-3	0-0	0-0	4	2	2	0	0	0	0	11
Team	2										
Totals	27-51	11-23	14-16	28	24	79	9	17	7	9	200

FG%: 1st Half 15-26 .577, 2nd Half 12-25 .480, Game 27-51 .529;
 3FG%: 1st Half 8-13 .615, 2nd Half 3-10 .300, Game 11-23 .478;
 FT%: 1st Half 7-9 .778, 2nd Half 7-7 1.000, Game 14-16 .875;
 Deadball Rebounds: 0.

Auburn	FG	3FG	FT	R	F	T	A	T	B	S	M
Allen Payne, F	0-5	0-1	6-8	4	2	6	1	3	0	1	17
Shareif Adamu, F	1-3	0-0	0-0	2	2	2	1	3	0	0	13
Rob Chubb, C	6-9	0-0	0-0	7	4	12	0	1	0	0	15
Josh Wallace, G	1-3	0-0	0-0	1	1	2	0	4	0	2	22
Frankie Sullivan, G	2-13	0-3	3-7	5	1	7	0	3	1	0	24
Asauhn Dixon-Tatum	6-8	0-0	0-0	8	2	12	1	2	1	1	28
Shaquille Johnson	0-1	0-0	7-10	9	2	7	3	2	0	1	26
Jordan Price	3-10	2-4	1-1	1	1	9	1	2	0	2	19
Brian Greene Jr.	1-3	0-1	0-4	0	1	2	0	0	0	0	11
Jordan Granger	0-1	0-0	0-0	2	1	0	0	0	0	0	9
Noel Johnson	0-4	0-1	0-0	0	0	1	0	1	0	1	0
Team	4										
Totals	20-60	2-10	17-30	43	17	59	10	20	3	7	200

FG%: 1st Half 8-30 .267, 2nd Half 12-30 .400, Game 20-60 .333;
 3FG%: 1st Half 0-5 .000, 2nd Half 2-5 .400, Game 2-10 .200;
 FT%: 1st Half 3-7 .429, 2nd Half 14-23 .609, Game 17-30 .567;
 Deadball Rebounds: 8

SCORE BY PERIODS	1	2	F
Murray State (2-0)	45	34	-- 79
Auburn (1-1)	19	40	-- 59

OFFICIALS--John Higgins, Kelly Self, Rick Randall
 TECHNICAL FOULS--Auburn Bench (9:43, 2nd)
 ATTENDANCE--4,716

• Game 3 •
Auburn 55, College of Charleston 51
 November 16, 2012
 TD Arena • Charleston, S.C.

Frankie Sullivan totaled a game-high 24 points, including 20 in the second half, to go along with five rebounds, two assists and two steals with 20 stitches in his shooting arm leading Auburn to a 55-51 victory over the College of Charleston in the Charleston Classic second round in TD Arena. Sullivan, who left the previous night's game with 15 minutes to play after crashing into the scorer's table, scored Auburn's first 14 points of the second half, including a pair of 3-pointers, to give the Tigers a 36-31 lead with 11:36 remaining. Jordan Price followed with four straight to give Auburn a 40-32 lead with 11 minutes to go. A 7-0 Charleston run closed the Cougars to within 40-39 less than a minute later, but the Tigers stretched it out to a 50-44 lead after back-to-back great moves for buckets down low by Shareif Adamu with 3:39 remaining. Adamu then made two huge free throws with 36 seconds left for a 52-47 lead to score six straight for the Tigers. An Adjehe Baru tip-in for the Cougars made it 52-49 Auburn with 18 seconds left before Sullivan drained a pair of foul shots for a 54-49 lead a half second later. After another Baru layup, Noel Johnson split two foul shots for a 55-51 lead with 7.6 seconds left to ice it. Three-straight Noel Johnson 3-pointers gave Auburn a 13-10 lead with 9:54 left in the first. Johnson entered the game missing all 10 of his field goal attempts this season. The Tigers used a 16-6 run to take a 20-15 lead with 4:18 to play before the Cougars closed the half with an 8-2 run to regain the lead 23-22 at the half. Auburn shot 35.8 percent from the field, but 50 percent in the second half as the Tigers held College of Charleston to 38.3 percent shooting. Charleston outrebounded Auburn 42-26 but Auburn forced 19 turnovers. Noel Johnson had 12 points, with 11 of them coming in the first half on 3-of-4 shooting from 3-point range. Adamu added 11 points. Charleston was led by Anthony Stitt's 11 points.

Auburn	FG	3FG	FT	R	F	T	A	T	B	S	M
Allen Payne, F	0-7	0-1	0-0	4	3	0	0	1	0	2	28
Rob Chubb, C	2-6	0-0	0-0	5	2	4	1	0	1	1	29
Shaq Johnson, G	0-2	0-1	0-0	0	0	0	1	0	0	2	12
Jordan Price, G	1-5	0-2	2-2	1	2	4	1	1	0	1	19
Frankie Sullivan, G	9-18	2-5	4-4	5	1	24	2	3	0	2	36
Asauhn Dixon-Tatum	0-1	0-0	0-0	3	0	0	1	1	0	1	7
Josh Wallace	0-2	0-1	0-0	1	1	0	2	0	0	2	23
Brian Greene Jr.	0-0	0-0	0-0	0	0	0	0	0	0	0	1
Noel Johnson	4-7	3-4	1-2	2	1	12	0	1	0	1	18
Team	5										
Totals	19-53	6-17	11-14	26	16	55	7	9	4	12	200

FG%: 1st Half 8-31 .258, 2nd Half 11-22 .500, Game 19-53 .358;
 3FG%: 1st Half 4-13 .308, 2nd Half 2-4 .500, Game 6-17 .353;
 FT%: 1st Half 2-4 .500, 2nd Half 9-10 .900, Game 11-14 .786;
 Deadball Rebounds: 1

Auburn	FG	3FG	FT	R	F	T	A	T	B	S	M
Adjehe Baru, F	2-3	0-0	1-2	11	1	5	0	2	2	0	29
Anthony Thomas, F	2-10	1-2	1-2	7	3	6	1	4	1	1	29
Trent Wiedeman, F	4-11	0-0	0-2	3	2	8	1	1	0	1	31
Nori Johnson, G	2-5	1-4	2-3	4	3	7	2	2	0	0	33
Anthony Stitt, G	3-9	2-6	3-4	5	1	11	0	6	1	0	35
Matt Sundberg	3-5	1-2	1-1	3	3	8	0	0	0	1	10
Theo Johnson	2-4	0-1	2-4	5	3	6	0	3	3	2	26
Trevonte Dixon	0-0	0-0	0-0	0	0	0	0	0	0	0	1
Willis Hall	0-0	0-0	0-0	2	0	1	0	0	0	0	6
Team	4										
Totals	18-47	5-15	10-18	42	18	51	5	19	7	5	200

FG%: 1st Half 9-21 .429, 2nd Half 9-26 .346, Game 18-47 .383;
 3FG%: 1st Half 2-6 .333, 2nd Half 3-9 .333, Game 5-15 .333;
 FT%: 1st Half 3-6 .500, 2nd Half 7-12 .583, Game 10-18 .556;
 Deadball Rebounds: 5

SCORE BY PERIODS	1	2	F
Auburn (2-1)	22	33	-- 55
College of Charleston (1-2)	23	28	-- 51

OFFICIALS--Mike Stuart, Ted Hillary, John Gaffrey
 TECHNICAL FOULS--None
 ATTENDANCE--4,780

• Game 4 •
Dayton 73, Auburn 63
 November 18, 2012
 TD Arena • Charleston, S.C.

Kevin Dillard scored 20 points to lead Dayton to a 73-63 victory over Auburn in the Charleston Classic third round in TD Arena. Frankie Sullivan had a game-high 23 points and five assists while Rob Chubb scored 11 points and Noel Johnson 10 to lead the Tigers. Dayton ended the half on a 13-2 run to break open a tight game to lead 35-25 at halftime. Frankie Sullivan nailed a 3-pointer to give Auburn a 23-22 lead with 6:02 left, but the Tigers only scored on a Shaquille Johnson layup the rest of the half. Auburn scored the first four points of the second half to close to within six, but Dayton used an 11-1 run to extend its lead to 49-33 with 14:53 left. The Tigers closed it to 10 several times but couldn't get any closer. The game got off to a quick start with both teams shooting over 63 percent from the field as Auburn held a 12-11 lead just over four minutes in. Dayton outshot Auburn from the foul line, 27-of-36 to 13-of-17 and outrebounded the Tigers 33-27. Auburn shot 41.8 percent from the field to Dayton's 46.7 percent while both teams struggled from 3 as Auburn was 4-of-16 and Dayton 4-of-13.

Dayton	FG	3FG	FT	R	F	T	A	T	B	S	M
Devin Oliver, F	3-4	1-1	5-8	6	4	12	0	3	0	1	22
Dyshawn Pierre, F	3-6	0-3	1-2	6	0	7	0	3	1	0	18
Josh Benson, C	1-4	0-0	2-4	1	4	4	0	2	0	1	20
Kevin Dillard, G	3-6	2-3	12-14	1	0	20	3	2	0	2	32
Vee Sanford, G	1-5	0-1	3-4	5	4	5	2	2	0	2	27
Khari Price	0-1	0-1	2-2	1	1	2	3	1	0	0	21
Jalen Robinson	6-10	0-0	0-0	7	0	12	0	3	1	0	25
Matt Derenbecker	1-4	1-4	0-0	3	2	3	1	1	0	1	23
Alex Gavrilovic	1-2	0-0	0-0	2	2	0	0	1	0	1	5
Devon Scott	2-3	0-0	2-2	1	2	6	1	0	0	0	7
Team	2										
Totals	21-45	4-13	27-36	33	19	73	10	17	3	7	200

FG%: 1st Half 10-28 .357, 2nd Half 11-17 .647, Game 21-45 .467;
 3FG%: 1st Half 2-8 .250, 2nd Half 2-5 .400, Game 4-13 .308;
 FT%: 1st Half 13-16 .813, 2nd Half 14-20 .700, Game 27-36 .750;
 Deadball Rebounds: 5

Auburn	FG	3FG	FT	R	F	T	A	T	B	S	M
Allen Payne, F	4-8	1-2	0-0	4	3	9	1	2	0	0	33
Rob Chubb, C	5-10	0-0	1-2	5	3	11	1	1	1	0	28
Shaq Johnson, G	2-4	0-2	1-2	2	1	5	0	1	1	1	14
Jordan Price, G	0-4	0-2	0-0	3	1	0	0	0	0	0	10
Frankie Sullivan, G	6-15	1-6	10-11	0	4	23	5	2	0	0	35
Asauhn Dixon-Tatum	1-1	0-0	0-0	2	2	0	2	1	1	1	8
Josh Wallace	1-2	0-0	1-2	1	5	3	1	3	0	1	16
Shareif Adamu	0-1	0-1	0-0	5	2	0	1	2	3	1	15
Brian Greene Jr.	0-3	0-0	0-0	2	2	0	1	1	0	2	15
Noel Johnson	4-7	2-3	0-0	2	1	10	2	1	1	1	26
Team	3										
Totals	23-55	4-16	13-17	27	24	63	12	14	7	7	200

FG%: 1st Half 11-26 .423, 2nd Half 12-29 .414, Game 23-55 .418;
 3FG%: 1st Half 2-8 .250, 2nd Half 2-8 .250, Game 4-16 .250;
 FT%: 1st Half 1-2 .500, 2nd Half 12-15 .800, Game 13-17 .765;
 Deadball Rebounds: 4

SCORE BY PERIODS	1	2	F
Dayton (3-1)	35	38	-- 73
Auburn (2-2)	25	38	-- 63

OFFICIALS--John Cahill, Kelly Self, Jeb Hartness
 TECHNICAL FOULS--None
 ATTENDANCE--4,262



• Game 5 •

Boston College 50, Auburn 49
November 21, 2012

Conte Forum • Chestnut Hill, Mass.

Frankie Sullivan's long 3-pointer front-rimmed as Boston College held on for a 50-49 victory after a furious Auburn rally in the Conte Forum in the non-bracketed Charleston Classic Finale. Sullivan, who had a team-high 23 points and eight rebounds, brought the Tigers back from a seven-point deficit with just over three minutes to play. He had a huge four-point play on a 3-pointer from downtown Boston to tie the game at 49 with 46.1 seconds to go. Olivier Hanlan, who scored a career-high 19 points on 3-of-5 threes to lead Boston College, split a pair of free throws with 19.1 seconds left to give the Eagles the game-deciding point. After Sullivan scored the first bucket of the second half, Boston College went on an 10-0 run to take a 35-28 lead four minutes after the half. Two straight 3s by the Eagles gave them a 41-33 lead with 9:22 left. Sullivan scored the Tigers' first 11 points of the second half to bring them to within 41-37 with 6:54 to play before Allen Payne's conventional 3-point play brought the Tigers to within 43-40 with 6:31 left. BC went ahead 47-40 on Hanlan's bucket with 3:56 left, but a Noel Johnson 3 from the corner closed the Tigers to within four with 3:07 left followed by a pair of Rob Chubb free throws to bring Auburn to within 47-45 with 1:52 remaining. Joe Rahon's reverse layup in traffic with a minute left put the Eagles back up by four. Sullivan's four-point play then tied it. Auburn made six of its first nine shots to open the game while Boston College scored its first nine points all on 3-pointers and neither team led by more than four points in a closely contested first half. The Eagles took the first half's largest lead at 25-21 with 2:48 to go, but Auburn closed on a 5-0 run to take a 26-25 lead after Sullivan drained a 3-pointer just before the shot clock expired with 1.2 seconds left. It marked the Tigers' first halftime lead of the season and the play came after a called time out by Barbee with 35.7 seconds on the clock.

Auburn	FG	3FG	FT	R	F	T	P	A	T	B	S	M
Shareif Adamu, F	1-2	0-0	0-0	1	3	2	1	2	0	1	8	
Rob Chubb, C	5-10	0-0	2-4	5	4	12	0	2	3	0	31	
Shaq Johnson, G	1-1	0-0	0-0	1	1	2	0	0	0	0	17	
Frankie Sullivan, G	8-14	3-7	4-4	8	2	23	1	5	0	1	38	
Brian Greene Jr.	0-2	0-0	0-0	1	0	2	0	0	0	1	15	
Asauhn Dixon-Tatum	0-2	0-0	0-0	1	2	0	0	0	0	0	8	
Allen Payne	3-7	0-1	1-3	6	3	7	1	1	1	2	29	
Jordan Price	0-2	0-2	0-0	0	0	0	0	1	0	0	8	
Josh Wallace	0-2	0-0	0-0	0	0	0	1	2	0	1	22	
Noel Johnson	1-3	1-3	0-2	2	2	3	1	0	0	0	24	
Team	3											
Totals	19-45	4-13	7-13	28	17	49	7	13	4	6	200	

FG%: 1st Half 12-26 .462, 2nd Half 7-19 .368, Game 19-45 .422;
3FG%: 1st Half 2-7 .286, 2nd Half 2-6 .333, Game 4-13 .308;
FT%: 1st Half 0-2 .000, 2nd Half 7-11 .636, Game 7-13 .538;
Deadball Rebounds: 5.

Boston College	FG	3FG	FT	R	F	T	P	A	T	B	S	M
Ryan Anderson, F	0-5	0-0	3-6	7	5	3	0	3	1	1	19	
Dennis Clifford, C	2-5	0-0	1-2	5	3	5	1	1	2	1	31	
Lonnie Jackson, G	0-6	0-5	0-0	4	2	0	3	2	0	0	28	
Olivier Hanlan, G	7-11	3-5	2-4	6	0	19	0	3	0	2	35	
Joe Rahon, G	5-11	3-6	2-2	2	2	15	2	1	0	1	36	
Eddi Odio	0-1	0-0	0-0	2	2	0	0	0	0	0	12	
Andrew Van Nest	1-2	1-1	0-0	4	2	3	1	1	0	0	8	
Patrick Heckmann	2-6	1-5	0-1	1	1	5	3	1	0	1	21	
Team	4											
Totals	17-47	8-22	8-15	35	17	50	10	12	3	7	200	

FG%: 1st Half 9-28 .321, 2nd Half 8-19 .500, Game 17-47 .362;
3FG%: 1st Half 5-12 .417, 2nd Half 3-10 .300, Game 8-22 .364;
FT%: 1st Half 2-6 .333, 2nd Half 6-9 .667, Game 8-15 .533;
Deadball Rebounds: 3.

SCORE BY PERIODS	1	2	F	
Auburn (2-3)	26	23	--	49
Boston College (2-3)	25	25	--	50

OFFICIALS--Karl Hess, Les Jones, Ron Groover
TECHNICAL FOULS--None
ATTENDANCE--3,102

• Game 6 •

Rhode Island 78, Auburn 72 (2ot)
November 25, 2012
Auburn Arena • Auburn, Ala.

Xavier Munford sent the game into double overtime with a 3-pointer at the buzzer and scored a career-high 33 points on eight treys to lead Rhode Island to a 78-72 win over Auburn for the Rams first win of the season in Auburn Arena. Freshman Jordan Price scored a career-high 19 points on 5-of-8 treys to lead Auburn. The Tigers had a 65-61 lead with 24 seconds to play in the first overtime, but Munford's jumper brought the Rams to within 2 and Noel Johnson had a chance to ice the game with two foul shots with 11 seconds left, but he split the pair. Auburn failed to foul and Munford sank a contested 3-pointer at the buzzer to silence the building. Nikola Malesevic, who had 19 points, 6 rebounds and 3 steals, for Rhode Island, opened the second overtime with a layup, but Frankie Sullivan's 3-pointer seconds later regained the lead for Auburn at 69-68 with 4:21 to play. Back-to-back 3-pointers by Malesevic and Munford then sealed it for Rhode Island as the Rams took a 74-69 lead with 59 seconds left. Allen Payne's 3 brought the Tigers to within 74-72 with 41 seconds to play, but Munford and Malesevic iced it at the foul line by making all four free throws. Auburn jumped out to a 22-11 lead just over eight minutes into the game by making seven of its first 10 shots, and the Tigers led 37-32 at the half. The Tigers were in control the whole way until the Rams tied it for the first time at 53 with 7:20 remaining in regulation. Rhode Island took its first lead of the game on a Malesevic layup with 4:31 to go. Johnson added 13 points on 4-of-6 three-pointers for the Tigers. Former Auburn guard, Andre Malone, added 13 points, eight rebounds and three assists on 3-of-5 three-pointers for Rhode Island. Auburn, which shot 63.6 percent in the first half, finished 45.2 percent from the floor for the game while Rhode Island shot 40.0 percent. The Tigers went 11-of-27 (.407) from 3-point range while the Rams were 13-of-26. Rhode Island outscored Auburn 30-13 in points off turnovers as the Tigers committed 19 turnovers to the Rams' 1.

Rhode Island	FG	3FG	FT	R	F	T	P	A	T	B	S	M
AJordan Hare, F	1-2	0-0	3-6	9	0	5	1	2	3	1	32	
Ryan Brooks, G	0-2	0-0	0-0	2	1	0	1	2	0	0	12	
Mike Powell, G	2-9	0-1	1-2	3	2	5	6	6	0	2	47	
Xavier Munford, G	11-24	8-15	3-5	5	2	33	1	2	0	2	44	
Andre Malone, G	4-9	3-5	2-2	8	4	13	0	0	1	0	42	
Always Bigby	0-0	0-0	0-0	1	0	1	0	1	0	1	3	
T.J. Buchanan	0-0	0-0	0-0	1	0	1	0	1	0	0	13	
Nikola Malesevic	7-15	2-5	3-4	6	1	19	1	2	0	3	44	
Mike Aaman	1-4	0-0	1-2	3	1	3	0	0	0	1	13	
Team	3											
Totals	26-65	13-26	13-21	39	13	78	14	15	3	11	250	

FG%: 1st Half 11-26 .423, 2nd Half 9-29 .310, OT 6-10 .600, Game 26-65 .400;
3FG%: 1st Half 5-10 .500, 2nd Half 4-10 .400, OT 4-6 .667, Game 13-26 .500;
FT%: 1st Half 5-8 .625, 2nd Half 4-6 .667, OT 4-7 .571, Game 13-21 .619;
Deadball Rebounds: 6

Auburn	FG	3FG	FT	R	F	T	P	A	T	B	S	M
Allen Payne, F	4-11	1-4	0-0	5	4	9	0	3	1	2	36	
Noel Johnson, F	4-6	4-6	1-2	3	3	13	1	2	0	0	39	
Rob Chubb, C	3-8	0-0	0-0	9	4	6	1	3	0	0	28	
Frankie Sullivan, G	3-14	1-9	0-0	3	3	7	6	6	1	1	45	
Brian Greene Jr., G	3-3	0-0	2-2	0	0	8	2	1	0	2	13	
Asauhn Dixon-Tatum	2-3	0-0	0-0	3	1	4	0	1	0	0	17	
Shaquille Johnson	1-2	0-0	2-2	0	4	2	0	2	0	1	12	
Jordan Price	7-11	5-8	0-1	1	1	19	2	1	0	0	21	
Josh Wallace	1-3	0-0	0-0	7	2	7	0	1	2	35		
Shareif Adamu	0-1	0-0	0-0	0	0	0	0	0	0	0	4	
Team	4											
Totals	28-62	11-27	5-7	37	18	72	21	19	3	8	250	

FG%: 1st Half 14-22 .636, 2nd Half 9-25 .360, OT 5-15 .333, Game 28-62 .452;
3FG%: 1st Half 5-10 .500, 2nd Half 3-8 .375, OT 3-9 .333, Game 11-27 .407;
FT%: 1st Half 4-5 .800, 2nd Half 0-0 .000, OT 1-2 .500, Game 5-7 .714;
Deadball Rebounds: 1.

SCORE BY PERIODS	1	2	OT	O2	F	
Rhode Island (1-5)	32	26	8	12	--	78
Auburn (2-4)	37	21	8	6	--	72

OFFICIALS--Ted Valentine, Roger Ayers, Tim Gattis
TECHNICAL FOULS--None
ATTENDANCE--4,557

• Game 7 •

DePaul 80, Auburn 76
November 30, 2012
Auburn Arena • Auburn, Ala.

Frankie Sullivan scored 20 of his career-high 28 points in the first half while Rob Chubb added a season-high 17 points and 13 rebounds as Auburn fell 80-76 to DePaul in the SEC-Big East Challenge in Auburn Arena. Auburn battled back from a 6 point second half deficit, and Noel Johnson's second 3-pointer tied the game at 72 with 3:30 left. Sullivan's layup with a minute to go closed the Tigers to within 78-76. Auburn made a defensive stop on the next possession, setting the stage for a shot at a game winner. The Tigers couldn't get a good look and Noel Johnson lost the ball at the top of the key while the Blue Demons' Cleveland Melvin was fouled and converted two free throws for an 80-76 lead with 13.1 seconds remaining to seal the win. Melvin led DePaul with 21 points and 10 rebounds while Brandon Young added 19 points. Sullivan's third 3-pointer in as many tries gave Auburn a 22-18 lead with 12:37 remaining. He had previously left the game with a sprained left wrist following a hard foul, but returned with it taped and promptly connected on a pair of treys. A back-and-forth game continued with five ties and six lead changes in the first half, but the Tigers held a 46-42 lead at the break. DePaul opened the second half with a 7-0 run and then had a 9-0 run to take their largest lead at 58-52 with 13:26 on the clock. A 3-point play by Donnavan Kirk widened DePaul's advantage to 67-62 with nine minutes to go, but a pair of Noel Johnson treys tied it at 72 with 3:35 to go. There were a total of seven ties and nine lead changes on the night and the largest lead by either team was seven points by Auburn over a minute to go in the half.

DePaul	FG	3FG	FT	R	F	T	P	A	T	B	S	M
Cleveland Melvin, F	6-10	0-0	9-13	10	2	21	2	5	1	2	34	
Donnavan Kirk, F	2-3	1-2	2-3	3	4	7	1	1	1	0	25	
Brandon Young, G	5-13	4-6	5-7	3	2	19	5	1	0	2	35	
Durrell McDonald, G	2-5	1-2	0-2	2	3	5	1	4	1	1	23	
Charles McKinney, G	3-8	0-0	0-2	5	3	6	3	0	1	3	25	
Worrel Clahar	4-7	2-4	1-2	3	2	11	3	2	0	0	22	
Derrell Robertson	2-4	0-0	0-0	3	4	4	0	0	0	0	15	
Moses Morgan	2-4	1-3	2-5	1	1	7	3	0	0	2	21	
Montray Clemons	0-0	0-0	0-0	0	0	0	0	0	0	0	0+	
Team	2											
Totals	26-54	9-17	19-34	32	21	80	18	13	4	10	200	

FG%: 1st Half 14-30 .467, 2nd Half 12-24 .500, Game 26-54 .481;
3FG%: 1st Half 6-10 .600, 2nd Half 3-7 .429, Game 9-17 .529;
FT%: 1st Half 8-16 .500, 2nd Half 11-18 .611, Game 19-34 .559;
Deadball Rebounds: 7.

Auburn	FG	3FG	FT	R	F	T	P	A	T	B	S	M
Allen Payne, F	4-6	0-0	0-0	3	2	8	0	4	0	4	22	
Noel Johnson, F	4-11	2-5	0-0	4	3	10	0	2	0	0	32	
Rob Chubb, C	8-12	0-0	1-4	13	4	17	1	2	0	1	25	
Jordan Price, G	1-7	0-3	0-1	1	2	2	3	1	0	0	23	
Frankie Sullivan, G	9-17	4-7	6-6	4	3	28	5	4	0	2	38	
Asauhn Dixon-Tatum	1-2	0-0	7-8	5	0	9	0	3	0	3	15	
Shaquille Johnson	0-1	0-0	0-2	3	1	0	3	0	1	0	12	
Josh Wallace	0-3	0-0	0-0	2	4	0	2	1	0	0	14	
Brian Greene Jr.	1-5	0-1	0-0	0	4	2	0	0	0	1	14	
Jordan Clanger	0-0	0-0	0-0	0	1	0	0	0	0	0	5	
Team	8											
Totals	28-64	6-16	14-21	43	24	76	15	14	4	8	200	

FG%: 1st Half 16-33 .485, 2nd Half 12-31 .387, Game 28-64 .438;
3FG%: 1st Half 4-10 .400, 2nd Half 2-6 .333, Game 6-16 .375;
FT%: 1st Half 10-14 .714, 2nd Half 4-7 .571, Game 14-21 .667;
Deadball Rebounds: 4.

SCORE BY PERIODS	1	2	F	
DePaul (4-3)	42	38	--	80
Auburn (2-5)	46	30	--	76

OFFICIALS--Joe Lindsay, Roger Ayers, Ed Corbett
TECHNICAL FOULS--Brandon Young, DePaul (1:00, 1st)
ATTENDANCE--5,827



• Game 8 •
Auburn 92, Grambling State 42
December 11, 2012
Auburn Arena • Auburn, Ala.

Auburn scored 65 second half points as five players scored in double figures en route to a 92-42 win over Grambling State in Auburn Arena. Noel Johnson and Jordan Price each had 14 points and combined for 8-of-10 three-point shooting, Chris Denson added 13 points while Frankie Sullivan and Rob Chubb scored 10 apiece for the Tigers. Auburn's 65 second half points were the most since scoring 73 vs. Troy State on Dec. 9, 1993, in a 113-86 Tigers win. It was the Tigers' largest margin of victory since No. 4 Auburn defeated Stony Brook 100-45 on Jan. 2, 2000. Leading 27-15 after a sluggish first half following a 10-day layoff for final exams, Auburn scored 25 points in the first five minutes of the second half to take a 52-22 lead on a Shaquille Johnson slam dunk, one of six dunks by the Tigers. The Tigers led 87-42 with just over three minutes left when Barbee emptied the bench as all 14 Tigers played. Freshman walk-on Nick Pelliar capped off the game with a 3-pointer with 40 seconds to play as the Auburn bench alone outscored Grambling 43-42. Auburn shot 67.6 percent from the field and 9-of-14 (.643) in the second half alone as the Tigers had assists on 20 of their 25 baskets. Auburn used a 12-3 run to take a 13-6 lead with 10:55 left that was started by an Allen Payne dunk to give the Tigers the lead for good at 5-3 five minutes into the game. Auburn held Grambling's leading scorer, Terry Rose, who came in averaging 16.5 points per game, to only eight points on 3-of-12 shooting.

Grambling State	FG	3FG	FT	R	F	T P	A	T	B	S	M
Peter Roberson, C	1-6	0-0	0-0	10	4	2	1	4	2	1	24
Derron Hobbs, G	3-11	1-5	4-4	0	2	11	2	2	0	2	33
David Copeland, G	1-3	0-0	0-0	4	2	2	3	2	0	0	22
Terry Rose, G	3-12	1-6	1-2	0	1	8	0	2	0	0	24
Roman Higgins, G	2-7	0-2	1-2	2	2	5	0	1	0	0	26
Eric Garcia	2-6	2-5	0-0	1	1	6	0	4	0	1	26
Carl Cobbins	0-0	0-0	0-0	0	0	0	0	0	0	0	1
Brandon Dorsett	0-0	0-0	0-0	1	0	0	0	2	0	0	6
Brauhnye Turner	0-0	0-0	0-0	0	0	0	0	1	0	0	2
Demetri Wheeler	2-3	0-0	0-0	8	2	4	2	3	0	1	19
Steven Dandridge	2-3	0-0	0-0	1	2	4	0	3	1	0	17
Team	1										
Totals	16-51	4-18	6-8	28	16	42	8	24	3	5	200

FG%: 1st Half 6-22 .273, 2nd Half 10-29 .345, Game 16-51 .314;
 3FG%: 1st Half 2-8 .250, 2nd Half 2-10 .200, Game 4-18 .222;
 FT%: 1st Half 1-2 .500, 2nd Half 5-6 .833, Game 6-8 .750;
 Deadball Rebounds: 2.

Auburn	FG	3FG	FT	R	F	T P	A	T	B	S	M
Allen Payne, F	4-7	0-3	1-2	7	0	9	2	0	0	1	18
Rob Chubb, C	3-6	0-0	4-4	3	3	10	0	3	1	0	20
Chris Denson, G	5-6	0-1	3-6	0	0	13	1	1	0	0	20
Shaq Johnson, G	3-7	1-4	0-0	4	0	7	0	2	0	1	17
Frankie Sullivan, G	4-8	1-3	1-2	4	3	10	5	2	0	3	23
Asaahn Dixon-Tatum	2-4	0-0	0-0	4	3	4	0	0	3	0	21
Dylan Spencer	0-1	0-1	0-0	1	0	0	0	0	0	0	3
Jordan Price	5-6	4-4	0-0	2	1	14	3	1	0	2	17
Josh Wallace	1-3	0-0	0-0	2	1	2	6	0	1	3	17
Nick Pelliar	1-2	1-1	0-0	1	0	3	0	0	0	0	3
C.J. Holmes	0-0	0-0	0-0	0	0	0	0	0	0	0	3
Brian Greene Jr.	0-3	0-1	0-0	1	0	0	5	2	0	2	14
Jordon Granger	2-4	0-0	2-2	2	0	6	0	0	0	0	9
Noel Johnson	4-6	4-6	2-2	4	1	14	1	1	2	1	15
Team	4										
Totals	34-63	11-24	13-18	39	12	92	23	12	7	13	200

FG%: 1st Half 9-26 .346, 2nd Half 25-37 .676, Game 34-63 .540;
 3FG%: 1st Half 2-10 .200, 2nd Half 9-14 .643, Game 11-24 .458;
 FT%: 1st Half 7-11 .636, 2nd Half 6-7 .857, Game 13-18 .722;
 Deadball Rebounds: 2.

SCORE BY PERIODS	1	2	F	
Grambling State (0-7)	15	27	--	42
Auburn (3-5)	27	65	--	92

OFFICIALS--Antinio Petty, Pat Adams, Glenn Tuitt
 TECHNICAL FOULS--None
 ATTENDANCE--4,314

• Game 9 •
Auburn 64, Furman 50
December 15, 2012
Auburn Arena • Auburn, Ala.

Chris Denson scored a season-high 17 points with a career-best six rebounds and Jordan Price added 14 points, making all four 3-point attempts, as Auburn defeated Furman 64-50 in Auburn Arena. After falling behind 7-2 early, Auburn scored nine straight points to take an 11-7 lead. The Tigers widened their lead to its largest of the first half on a tip-in by Sullivan at the halftime buzzer and held a 35-20 advantage at the break. Furman was unable to close Auburn's lead to single digits in the second half, getting as close as 44-33 with 12 minutes left. Price was a perfect 8-of-8 from 3-point range going an identical 5-of-6 from the field for 14 points in back-to-back games vs. Furman and Grambling. Sullivan, the SEC's leading scorer, added 11 points, five rebounds and a career-high seven assists. Asaahn Dixon-Tatum set a new career high with nine rebounds. Colin Reddick led Furman with 14 points while Kendrick Ferrara added 10. Auburn went 8-of-17 from 3-point range while the Tigers held the Paladins to only 30.8 percent shooting from the floor and 5-of-22 from behind the arc.

Furman	FG	3FG	FT	R	F	T P	A	T	B	S	M
Kendrick Ferrara, F	4-8	0-2	2-4	7	0	10	1	2	1	0	36
Colin Reddick, F	5-9	0-0	4-5	5	4	14	3	0	2	1	27
Charlie Reddick, G	1-7	0-4	4-4	4	2	6	1	0	0	0	25
Stephen Croone, G	1-8	0-2	1-2	3	0	3	2	2	0	0	31
Bobby Austin, G	3-7	3-6	0-0	3	3	9	1	2	0	0	35
David Brown	0-2	0-1	0-0	1	1	0	1	1	0	2	9
Larry Wideman	2-10	2-7	2-2	2	1	8	0	1	0	0	26
Kevin Chuisseau	0-1	0-0	0-0	2	3	0	0	0	1	1	11
Team	2										
Totals	16-52	5-22	13-17	29	14	50	9	8	4	4	200

FG%: 1st Half 6-29 .207, 2nd Half 10-23 .435, Game 16-52 .308;
 3FG%: 1st Half 1-11 .091, 2nd Half 4-11 .364, Game 5-22 .227;
 FT%: 1st Half 7-9 .778, 2nd Half 6-8 .750, Game 13-17 .765;
 Deadball Rebounds: 3.

Auburn	FG	3FG	FT	R	F	T P	A	T	B	S	M
Allen Payne, F	2-3	1-1	0-0	0	4	5	0	3	0	2	19
Rob Chubb, C	2-8	0-0	0-0	8	4	4	0	2	1	0	21
Chris Denson, G	7-10	0-0	3-4	6	3	17	2	2	0	0	30
Shaq Johnson, G	1-4	1-1	1-2	3	1	4	2	0	2	0	26
Frankie Sullivan, G	4-11	1-6	2-2	5	2	11	7	3	0	0	30
Asaahn Dixon-Tatum	3-10	0-0	0-0	9	1	6	0	0	3	0	21
Jordan Price	5-6	4-4	0-0	1	2	14	0	0	0	0	18
Josh Wallace	0-1	0-0	0-0	0	0	0	4	1	0	1	16
Jordon Granger	0-0	0-0	0-0	0	0	0	0	0	0	0	3
Noel Johnson	1-5	1-5	0-0	5	2	3	0	1	0	0	16
Team	5										
Totals	25-58	8-17	6-8	42	19	64	15	12	6	3	200

FG%: 1st Half 13-33 .394, 2nd Half 12-25 .480, Game 25-58 .431;
 3FG%: 1st Half 5-11 .455, 2nd Half 3-6 .500, Game 8-17 .471;
 FT%: 1st Half 4-5 .800, 2nd Half 2-3 .667, Game 6-8 .750;
 Deadball Rebounds: 1.

SCORE BY PERIODS	1	2	F	
Furman (3-6, 0-1)	20	30	--	50
Auburn (4-5)	35	29	--	64

OFFICIALS--Mike Nance, Ron Groover, Jeff Smith
 TECHNICAL FOULS--None
 ATTENDANCE--4,820

• Game 10 •
Auburn 81, Tennessee Tech 62
December 18, 2012
Auburn Arena • Auburn, Ala.

Chris Denson scored a season-high 20 points and had a highlight reel dunk, while Josh Wallace added a season-best 11 points with seven assists and three steals as Auburn defeated Tennessee Tech 81-62 in Auburn Arena for its third-straight victory. Jordan Price scored 12 points off the bench and made all 3 three-point attempts to extend his streak to 11-straight 3-pointers made to tie the SEC mark set by Vanderbilt's Kevin Anglin in 1992. The NCAA record for consecutive made 3-pointers is 15 by Northwestern's Todd Leslie in 1990. Price scored 12 straight points for Auburn in 2:35 as the Tigers used a 12-2 run to take an 18-6 lead with 12:33 remaining in the first half. Denson's highlight play came with 6:38 remaining in the first half. The 6-foot-2 junior guard took the feed from Allen Payne on the poster-worthy dunk that stretched Auburn's lead to 29-18. The dunk was ESPN SportsCenter's No. 1 Play of the Day. The Columbus, Ga., native followed up with an acrobatic spinning 360-degree layup for a 38-21 advantage at the break to cap a 12-3 run. Two free throws by Asaahn Dixon-Tatum gave Auburn a 20-point lead at 55-35 with 10:35 left in the game. Two free throws by Denson widened the Tiger lead out to its largest at 68-40 with less than seven minutes remaining as he capped a 13-0 run.

Tennessee Tech	FG	3FG	FT	R	F	T P	A	T	B	S	M
Terrell Barnes, F	0-2	0-0	0-0	5	4	0	0	2	0	0	19
Dennis Ogbe, F	6-9	0-1	2-4	7	2	14	0	0	0	0	25
Jer.Samarrrippas, G	1-7	0-2	0-0	2	4	2	6	3	0	3	27
Javon McKay, G	0-3	0-2	1-2	3	3	1	2	1	0	1	20
Jud Dillard, G	8-16	0-2	6-6	7	3	22	1	3	0	2	23
Matt Marseille	2-5	0-1	0-1	2	1	4	0	1	0	0	10
Deondre Haynes	1-5	0-1	2-3	0	2	4	0	1	0	2	14
Lanerryl Johnson	1-9	0-6	0-0	1	0	2	2	3	0	0	22
Mitchell Hill	0-0	0-0	0-0	0	0	0	0	0	0	1	4
Ammanuel Diressa	2-4	1-3	0-0	2	2	5	1	0	0	0	12
Ryon Riggins	0-1	0-0	0-0	2	0	1	1	1	1	0	5
Anthony Morse	4-6	0-0	0-1	7	3	8	1	2	3	2	19
Team	2										
Totals	25-67	1-18	11-17	38	26	62	14	17	4	11	200

FG%: 1st Half 9-32 .281, 2nd Half 16-35 .457, Game 25-67 .373;
 3FG%: 1st Half 0-10 .000, 2nd Half 1-8 .125, Game 1-18 .056;
 FT%: 1st Half 3-5 .600, 2nd Half 8-12 .667, Game 11-17 .647;
 Deadball Rebounds: 3.

Auburn	FG	3FG	FT	R	F	T P	A	T	B	S	M
Allen Payne, F	2-3	1-2	0-0	6	2	5	4	1	0	1	24
Rob Chubb, C	3-7	0-0	1-2	6	1	7	0	0	1	1	23
Chris Denson, G	5-11	1-3	9-10	5	1	20	1	2	0	2	23
Shaq Johnson, G	3-7	1-4	2-3	2	2	9	1	3	1	2	19
Frankie Sullivan, G	0-5	0-3	5-6	2	3	5	4	3	1	0	22
Asaahn Dixon-Tatum	1-5	0-0	3-6	8	2	5	0	2	0	0	17
Dylan Spencer	0-0	0-0	0-0	1	0	0	0	0	0	0	1
Jordan Price	3-3	3-3	3-4	2	2	12	1	2	1	1	17
Josh Wallace	2-4	0-1	7-9	2	1	11	7	1	0	3	24
Nick Pelliar	0-0	0-0	0-0	0	0	0	0	0	0	0	1
C.J. Holmes	0-0	0-0	0-0	0	0	0	0	0	0	0	1
Jordon Granger	2-3	0-0	0-0	3	2	4	0	2	1	1	10
Noel Johnson	1-3	1-2	0-0	2	0	3	0	1	0	1	12
Team	4										
Totals	22-51	7-18	30-40	42	18	81	18	17	5	12	200

FG%: 1st Half 11-29 .379, 2nd Half 11-22 .500, Game 22-51 .431;
 3FG%: 1st Half 4-10 .400, 2nd Half 3-8 .375, Game 7-18 .389;
 FT%: 1st Half 12-19 .632, 2nd Half 18-21 .857, Game 30-40 .750;
 Deadball Rebounds: 4.

SCORE BY PERIODS	1	2	F	
Tennessee Tech (6-5)	21	41	--	62
Auburn (5-5)	38	43	--	81

OFFICIALS--Les Jones, Karl Hess, Marc Ellard
 TECHNICAL FOULS--Jordan Price, AU (12:27, 1st)
 ATTENDANCE--4,323



• Game 11 •

Winthrop 74, Auburn 67
December 22, 2012

Auburn Arena • Auburn, Ala.

Frankie Sullivan and Chris Denson combined for 40 points with Sullivan scoring 22 and Denson 18, but Auburn was upset by Winthrop 74-67 in Auburn Arena. Auburn trailed by 16 points at 59-43 with 9:54 to play, but the Tigers refused to go away. Following a Sullivan 3-pointer, the Tigers stole an inbound pass, and Sullivan, who went 12-of-12 from the foul line to go with six rebounds and five assists, sank two free throws to make it 70-65 with 50 seconds to go. The Uniontown, Ala., native has hit 17 straight free throws dating back to the Tennessee Tech win. After a Winthrop time out, Shaq Johnson forced a jump ball that resulted in an Auburn possession with 41.3 seconds remaining. Allen Payne scored on a put-back to make it 70-67 with 30 seconds remaining. Andre Smith made two free throws to seal the win. Winthrop made five straight shots as it took a 19-11 lead in the opening eight minutes. The Tigers used a 10-3 run to close the gap and tie it at 26 with 4:17 remaining. Auburn took its first lead since 2-0 on a 3-point play by Shaquille Johnson to make it 29-28 at 2:21. The game was tied 33-33 at the half. Back-to-back Christian Farmer treys jumpstarted a 20-4 Winthrop run as the Eagles enjoyed their largest lead at 59-43. Farmer sandwiched a free throw between another two of his 3-pointers to end the run. Auburn followed with eight straight points to get the deficit into single digits with 8:05 remaining. Joab Jerome had a team-high 16 points for Winthrop while Farmer scored 15 points off the bench.

Winthrop	FG	3FG	FT	R	F	T	A	T	B	S	M
James Bourne, F	2-2	0-0	1-2	7	3	5	0	2	0	0	21
Larry Brown, F	2-5	0-0	2-3	5	3	6	0	0	1	1	15
Gideon Gamble, G	5-11	2-8	1-2	2	2	13	5	5	0	0	32
Andre Smith, G	2-6	1-4	4-6	1	4	9	7	2	0	0	35
Joab Jerome, G	5-6	0-0	6-7	6	3	16	0	4	1	3	36
Reggie King	0-1	0-1	0-0	1	0	0	0	1	0	0	3
Shola Diop	0-0	0-0	0-0	1	3	0	0	1	0	0	6
Derrick Henry	3-7	0-3	4-4	1	2	10	0	4	0	0	25
Steve Johnson	0-2	0-1	0-0	3	0	0	1	0	0	0	14
Christian Farmer	5-9	4-8	1-1	1	1	15	0	0	0	0	13
Team	1										
Totals	24-49	7-25	19-25	29	21	74	13	19	2	4	200

FG%: 1st Half 12-26 .462, 2nd Half 12-23 .522, Game 24-49 .490;
3FG%: 1st Half 2-12 .167, 2nd Half 5-13 .385, Game 7-25 .280;
FT%: 1st Half 7-10 .700, 2nd Half 12-15 .800, Game 19-25 .760;
Deadball Rebounds: 6.

Auburn	FG	3FG	FT	R	F	T	A	T	B	S	M
Allen Payne, F	3-9	0-4	0-0	5	3	6	2	1	0	0	29
Rob Chubb, C	4-6	0-0	0-0	5	4	8	0	5	2	0	27
Chris Denson, G	6-13	1-3	5-7	5	0	18	3	0	0	2	36
Shaq Johnson, G	2-4	0-2	1-1	1	2	5	1	1	0	2	19
Frankie Sullivan, G	4-17	2-11	12-12	6	2	22	5	3	0	2	33
Asauhn Dixon-Tatum	3-4	0-0	0-1	4	3	6	0	1	0	0	13
Jordan Price	1-3	0-2	0-0	3	2	2	0	2	0	0	14
Josh Wallace	0-2	0-0	0-0	3	2	0	0	0	0	0	18
Jordan Granger	0-0	0-0	0-0	0	1	0	0	0	0	0	1
Noel Johnson	0-2	0-1	0-0	2	0	1	0	0	0	0	10
Team	2										
Totals	23-60	3-23	18-21	34	22	67	12	13	2	6	200

FG%: 1st Half 13-30 .433, 2nd Half 10-30 .333, Game 23-60 .383;
3FG%: 1st Half 1-11 .091, 2nd Half 2-12 .167, Game 3-23 .130;
FT%: 1st Half 6-9 .667, 2nd Half 12-12 1.000, Game 18-21 .857;
Deadball Rebounds: 2.

SCORE BY PERIODS	1	2	F	
Winthrop (5-5)	33	41	--	74
Auburn (5-6)	33	34	--	67

OFFICIALS--Anthony Jordan, Steven Anderson, Nathan Quick
TECHNICAL FOULS--AU Bench (1:57, 1st)
ATTENDANCE--5,156

• Game 12 •

#12 Illinois 81, Auburn 79
December 29, 2012

United Center • Chicago, Ill.

Tracy Abrams scored a career-high 27 points to lead #12 Illinois to an 81-79 victory over Auburn in the United Center. Frankie Sullivan led the Tigers with 21 points on 5-of-12 3-pointers while Allen Payne notched his first career double-double with 10 points and 10 rebounds. Illinois opened with a 10-4 run in the second half for a 57-46 lead with 13:17 remaining as the Tigers missed seven of their first nine shots. A Noel Johnson 3-pointer and a Chris Denson fast break layup brought the Tigers to within 59-53 with 10:48 to play. A Sullivan corner 3 cut the Illini lead to 66-61 and then an Allen Payne conventional 3-point play brought the Tigers to within 68-64 with 5:36 to go. Another Sullivan long range 3 in front of Auburn's bench cut the lead to 68-67 with 4:29 remaining. Auburn had a chance to take the lead, but Sullivan missed a highly-contested shot in the lane while Asauhn Dixon-Tatum was called for a foul on the other end with 3:47 left. Illinois outshot Auburn from the foul line, 27-of-40 to 10-of-16 while Abrams was 13-of-15 from the stripe. Both teams shot an identical 16-of-30 (.533) from the floor in the first half that saw 9 ties and 8 lead changes with Illinois holding a 47-42 edge. Illinois, which had a 14-2 edge in points off turnovers in the opening period, scored six straight points to take its largest first half lead at 45-39 with 2:55 left. Auburn held Wooden Award candidate Brandon Paul to 13 points on 3-of-12 shooting, including missing all five 3-point attempts. Paul came into the game ranked second in the Big Ten averaging 19.2 points per game. Both teams shot 48 percent from the floor while Auburn was a season-high 11-of-23 (.478) from 3 while Illinois went 4-of-15. The Tigers outrebounded the Illini 39-27 and had a 24-7 advantage in 2nd chance points. Auburn had 20 turnovers, 11 from guards Sullivan (5) and Denson (6), while Illinois only had 11. The Illini outscored the Tigers 19-6 in points off turnovers. Rob Chubb added 13 points and five rebounds for the Tigers. Freshman Jordan Price, who had tied an SEC record with 11 consecutive made 3-pointers, missed the game with a stress fracture in his foot.

Auburn	FG	3FG	FT	R	F	T	A	T	B	S	M
Allen Payne, F	4-8	0-2	2-3	10	4	10	1	0	0	1	27
Rob Chubb, C	5-7	0-0	3-4	5	3	13	0	4	0	1	23
Chris Denson, G	2-8	1-1	3-6	4	2	8	4	6	1	1	25
Shaq Johnson, G	2-3	1-2	0-0	3	5	3	1	1	0	0	19
Frankie Sullivan, G	8-17	5-12	0-0	3	4	21	4	5	0	2	35
Asauhn Dixon-Tatum	2-3	0-0	1-2	2	4	5	2	0	1	2	17
Josh Wallace	3-6	1-1	1-1	3	2	8	4	1	1	1	23
Brian Greene Jr.	1-3	1-2	0-0	0	0	3	0	2	0	1	14
Noel Johnson	2-5	2-3	0-0	5	1	6	0	1	0	0	17
Team	4										
Totals	29-60	11-23	10-16	39	25	79	18	20	4	9	200

FG%: 1st Half 16-30 .533, 2nd Half 13-30 .433, Game 29-60 .483;
3FG%: 1st Half 5-10 .500, 2nd Half 6-13 .462, Game 11-23 .478;
FT%: 1st Half 5-9 .556, 2nd Half 5-7 .714, Game 10-16 .625;
Deadball Rebounds: 1.

Illinois	FG	3FG	FT	R	F	T	A	T	B	S	M
Tyler Griffey, F	4-6	0-1	0-2	4	2	8	1	0	0	1	23
Nnanna Egwu, C	3-7	0-0	0-0	2	3	6	1	2	0	1	23
D.J. Richardson, G	2-7	1-4	3-5	5	3	8	2	1	0	2	23
Tracy Abrams, G	6-11	2-3	13-15	8	2	27	5	1	0	4	35
Brandon Paul, G	3-12	0-5	7-10	3	1	13	6	2	1	3	21
Sam McLaurin	2-2	0-0	2-4	3	4	6	1	0	1	1	25
Mike Latulip	0-0	0-0	0-0	0	0	0	0	0	0	0	1
Joseph Bertrand	3-3	1-1	0-0	3	0	7	0	1	0	1	21
Myke Henry	1-3	0-1	1-2	2	0	3	0	0	1	0	10
Devin Langford	1-1	0-0	1-2	0	0	3	1	0	1	0	8
Team	1										
Totals	25-52	4-15	27-40	31	15	81	14	11	5	11	200

FG%: 1st Half 16-30 .533, 2nd Half 9-22 .409, Game 25-52 .481;
3FG%: 1st Half 3-10 .300, 2nd Half 1-5 .200, Game 4-15 .267;
FT%: 1st Half 12-14 .857, 2nd Half 15-26 .577, Game 27-40 .675;
Deadball Rebounds: 6.

SCORE BY PERIODS	1	2	F	
Auburn (5-7)	42	37	--	79
Illinois (13-1)	47	34	--	81

OFFICIALS--Terry Wymer, Lamont Simpson, Mike Sanzale
TECHNICAL FOULS--None
ATTENDANCE--18,136

• Game 13 •

Auburn 78, Florida State 72
January 2, 2013

Auburn Arena • Auburn, Ala.

Frankie Sullivan scored 24 points and Allen Payne had a career-high 17 points and seven rebounds to lead Auburn to a 78-72 upset over Florida State in Auburn Arena. A 14-2 run by the Seminoles gave them a 21-10 lead with 12 minutes left in the first half. Florida State hit eight of its first 10 field goal attempts to start the game and led by as much as 26-14 with 8:55 left. Sullivan's fast-break layup capped an 8-0 run as the Tigers closed to within 26-22. The Tigers closed the half with a 10-3 run that was punctuated by a Shaq Johnson dunk as time expired to cut the Auburn deficit to 36-35. A dunk and two foul shots by Chubb gave Auburn the lead for good at 42-40 with 18:05 left, marking the Tigers' first lead since 8-7. Auburn continued a 9-0 run to extend it to 47-40. Noel Johnson's second 3-pointer widened Auburn's lead to 62-51 with 7:27 to go. Two Josh Wallace free throws gave Auburn its largest lead of 71-59 with 1:22 to go but the Tigers made only 12-of-20 foul shots in the final two minutes to keep the Seminoles in it. Wallace had a career-best five steals to go with six points, six assists and five rebounds in his first start since Murray State on Nov. 15. Michael Snaer led the Seminoles with 18 points and 12 rebounds while Terry Whisnant added 16 points. The win comes after FSU defeated the Tigers 86-56 last season in Tallahassee. Rob Chubb had eight points and 10 rebounds. Sullivan had his streak of consecutive made free throws end at 21 with a miss late in the second half. Auburn forced 20 turnovers while Auburn had nine. Jordan Price missed the Illinois game and Denson was ruled out prior to the matchup with Florida State, both with stress fractures in their foot.

Florida State	FG	3FG	FT	R	F	T	A	T	B	S	M
Okaro White, F	3-7	0-2	2-2	7	5	8	0	1	1	0	23
Kiel Turpin, C	1-3	0-0	0-0	4	1	2	0	2	2	0	19
Montay Brandon, G	3-4	0-0	0-2	0	3	6	1	4	0	0	9
Michael Snaer, G	6-13	3-7	3-4	12	4	18	4	6	1	0	39
Terry Whisnant, G	6-13	4-8	0-0	4	3	16	0	0	0	2	22
Devon Bookert	3-8	2-7	0-0	0	3	8	6	2	0	0	31
Terrance Shannon	3-5	0-0	1-1	6	4	7	2	2	1	0	18
Robert Gilchrist	0-0	0-0	0-4	0	0	0	0	0	0	0	9
Boris Bojanovsky	0-0	0-0	0-1	2	0	1	0	0	0	0	8
Aaron Thomas	2-2	0-0	1-2	3	1	5	1	2	0	2	12
Ian Miller	1-3	0-2	0-0	2	1	2	1	1	0	1	10
Team	1										
Totals	28-58	9-26	7-15	40	27	72	16	20	5	5	200

FG%: 1st Half 13-25 .520, 2nd Half 15-33 .455, Game 28-58 .483;
3FG%: 1st Half 7-13 .538, 2nd Half 2-13 .154, Game 9-26 .346;
FT%: 1st Half 3-11 .273, 2nd Half 4-4 1.000, Game 7-15 .467;
Deadball Rebounds: 6.

Auburn	FG	3FG	FT	R	F	T	A	T	B	S	M
Allen Payne, F	4-8	0-0	9-13	7	3	17	3	3	0	1	33
Rob Chubb, C	3-5	0-0	2-4	10	4	8	0	1	0	1	22
Shaq Johnson, G	3-12	1-5	1-2	2	2	8	1	1	0	1	26
Josh Wallace, G	0-4	0-0	6-8	5	0	6	6	1	0	5	34
Frankie Sullivan, G	6-15	3-7	9-11	4	4	24	0	1	0	1	30
Asauhn Dixon-Tatum	2-3	0-0	0-1	8	3	4	0	1	1	0	17
Jordan Granger	0-0	0-0	0-0	0	0	0	0	0	0	0	2
Noel Johnson	3-10	2-6	1-2	3	0	9	0	1	1	0	23
Team	2										
Totals	22-63	6-20	28-41	42	17	78	10	9	2	11	200

FG%: 1st Half 13-38 .342, 2nd Half 9-25 .360, Game 22-63 .349;
3FG%: 1st Half 3-11 .273, 2nd Half 3-9 .333, Game 6-20 .300;
FT%: 1st Half 6-8 .750, 2nd Half 22-33 .667, Game 28-41 .683;
Deadball Rebounds: 4.

SCORE BY PERIODS	1	2	F	
Florida State (8-5)	36	36	--	72
Auburn (6-7)	35	43	--	78

OFFICIALS--Tony Greene, Mike Nance, Pat Adams
TECHNICAL FOULS--None
ATTENDANCE--6,496



• Game 14 •
Auburn 68, LSU 63
January 9, 2013

Auburn Arena • Auburn, Ala.

Allen Payne scored 15 points and Shaq Johnson added a career high 11 points and nine rebounds as Auburn defeated LSU 68-63 in Auburn Arena in the SEC opener for both teams. The win breaks a streak of five consecutive losses in league openers for Auburn. Payne scored the first seven points as the Tigers opened up a 7-0 lead just over two minutes into the game. A dunk by Asaunh Dixon-Tatum off a feed from Payne to give Auburn a 21-14 lead with 8:13 left in the half. Auburn went without a field goal for more than seven minutes as LSU turned a three-point deficit into a three-point lead thanks to a 12-2 run. The drought was finally ended on a Payne jumper with 1:04 remaining. Another Payne basket gave Auburn the lead, but Anthony Hickey put LSU ahead 28-27 at the half, closing a 17-6 run. Auburn used a 16-3 run to take a 51-40 lead with 8:16 remaining. Frankie Sullivan converted an acrobatic layup for a 60-48 lead with 3:48 to go. Sullivan, who finished with 10 points, hit a pair of free throws with 1:06 remaining for a 14-point advantage and Auburn's largest lead, 64-50. LSU's Charles Carmouche hit three 3-pointers in the final minute, including one at the buzzer but it was too little too late. After both teams struggled from the floor in the first half, Auburn bounced back to shoot 53.8 percent (14-of-26) from the floor after halftime. Auburn also held LSU to a season-low points. Carmouche led LSU with 15 points, while Hickey and Andre Stringer added 13 points apiece.

LSU	FG	3FG	FT	R	F	A	T	B	S	M	
Johnny O'Bryant,F	3-8	0-1	0-0	7	4	6	0	4	1	0	25
Andrew Del Piero,C	2-4	0-0	0-0	6	1	4	1	0	2	0	13
Charles Carmouche,G	5-16	4-11	1-3	6	3	15	7	3	0	1	32
Anthony Hickey,G	6-13	1-4	0-1	5	4	13	4	1	0	3	37
Andre Stringer,G	5-11	3-6	0-0	1	2	13	0	0	0	1	33
Jalen Courtney	1-2	0-0	1-2	2	1	3	0	1	0	0	11
Shavon Coleman	2-9	0-2	0-2	9	2	4	3	3	0	2	33
Shane Hammink	0-2	0-2	2-2	3	3	2	0	0	0	0	10
Malik Morgan	1-2	1-1	0-0	1	0	3	0	0	0	0	6
Team	0										
Totals	25-67	9-27	4-10	40	20	63	15	12	3	7	200

FG%: 1st Half 12-31 .387, 2nd Half 13-36 .361, Game 25-67 .373;
3FG%: 1st Half 3-9 .333, 2nd Half 6-18 .333, Game 9-27 .333;
FT%: 1st Half 1-4 .250, 2nd Half 3-6 .500, Game 4-10 .400;
Deadball Rebounds: 2.

Auburn	FG	3FG	FT	R	F	A	T	B	S	M	
Allen Payne, F	7-12	1-3	0-0	4	2	15	4	1	0	0	29
Rob Chubb, C	3-5	0-0	2-6	8	1	8	1	0	0	1	27
Shaq Johnson, G	3-8	1-3	4-4	9	3	11	3	3	1	0	30
Josh Wallace, G	2-5	0-0	3-6	4	1	7	2	2	0	2	29
Frankie Sullivan,G	3-10	2-5	2-4	5	5	10	2	2	2	1	34
Asaunh Dixon-Tatum	3-5	0-0	0-0	3	0	6	1	0	1	0	14
Brian Greene Jr.	2-2	1-1	0-0	0	2	5	2	0	0	2	15
Noel Johnson	2-7	1-6	1-2	2	1	6	0	4	0	0	22
Team	3										
Totals	25-54	6-18	12-22	38	15	68	15	12	4	6	200

FG%: 1st Half 11-28 .393, 2nd Half 14-26 .538, Game 25-54 .463;
3FG%: 1st Half 3-11 .273, 2nd Half 3-7 .423, Game 6-18 .300;
FT%: 1st Half 2-4 .500, 2nd Half 10-18 .556, Game 12-22 .545;
Deadball Rebounds: 7.

SCORE BY PERIODS	1	2	F	
LSU (9-3, 0-1)	28	35	--	63
Auburn (7-7, 1-0)	27	41	--	68

OFFICIALS--Antinio Petty, Lee Cassell, Tracy Woodson
TECHNICAL FOULS--None
ATTENDANCE--6,355

• Game 15 •
Auburn 74, South Carolina 71
January 12, 2013
Colonial Life Arena • Columbia, S.C.

Auburn went to 2-0 in SEC play for the first time in 10 years behind Frankie Sullivan's 17 points and 5 assists, Rob Chubb's 16 points, 10 rebounds and 3 steals and Brian Greene Jr.'s career-high 14 points to win at South Carolina 74-71 in Colonial Life Arena. Greene Jr. made all 6 field goal attempts, including two 3-pointers. Trailing 39-38 at the half, Sullivan drained back-to-back 3-pointers to give Auburn a 46-42 lead and then made two foul shots after a Carolina turnover for an 8-0 run by himself. The Gamecocks answered with a 7-2 run to regain the lead at 49-48 with 12:47, and then a conventional 3-point play by Rob Chubb gave the Tigers a 55-52 lead with 10:52 left. Greene Jr.'s 3-pointer pulled Auburn ahead again 62-61 with 6:44 to go, and his 3-pointer from 26 feet gave the Tigers a 67-65 lead with 5 minutes remaining. Two Sullivan free throws put the Tigers ahead to stay at 73-71 with 2:41 to go. Chubb grabbed a huge offensive rebound and split a pair of foul shots for a 74-71 lead with 35 seconds. The Tigers defense held strong as the Gamecocks missed a pair of 3-pointers by Brian Richardson with 10 seconds left and by Bruce Ellington, who was double teamed and forced a 3-pointer that fell way short. After Carolina took the largest lead by either team at 20-14, Auburn scored 7 straight points to take a 21-20 lead on Noel Johnson's second 3-pointer with 9:42 left. Johnson followed with another trey for a 24-23 Auburn lead. Carolina had a 39-38 halftime lead as the Tigers won for the third consecutive time after trailing at halftime by one point each in wins over Florida State and LSU. The game featured 27 lead changes and 13 ties. Ellington scored a game-high 18 points, including 12 in the first half. Damien Leonard scored a career-high 17 points and nine rebounds on 5-of-8 three-point shooting. Auburn shot a season-high 58.5 percent from the floor and made 8-of-18 (.444) 3-pointers and 18-of-28 from the foul line. Auburn had only four second half turnovers after having 13 in the opening half. There were 47 fouls in the game. The Tigers have won nine of the last 12 games in Columbia and are 5-1 in Colonial Life Aren.

Auburn	FG	3FG	FT	R	F	A	T	B	S	M	
Allen Payne, F	4-7	0-1	0-2	3	4	8	1	3	0	2	34
Rob Chubb, C	4-5	0-0	8-9	10	2	16	0	6	1	3	31
Shaq Johnson, G	1-2	1-2	2-4	1	4	5	0	1	0	1	14
Josh Wallace, G	0-1	0-0	1-2	1	2	1	7	2	0	1	29
Frankie Sullivan, G	5-13	2-7	5-9	4	2	17	5	1	0	2	40
Asaunh Dixon-Tatum	1-1	0-0	2-2	0	3	4	0	1	1	0	94
Brian Greene Jr.	6-6	2-2	0-0	1	14	1	1	1	0	0	28
Jordan Granger	0-0	0-0	0-0	0	0	0	0	0	0	0	6
Noel Johnson	3-6	3-6	0-0	5	9	0	0	0	0	0	9
Team	4										
Totals	24-41	8-18	18-28	24	23	74	14	17	3	9	200

FG%: 1st Half 12-20 .600, 2nd Half 12-21 .571, Game 24-41 .585;
3FG%: 1st Half 4-10 .400, 2nd Half 4-8 .500, Game 8-18 .444;
FT%: 1st Half 10-16 .625, 2nd Half 8-12 .667, Game 18-28 .643;
Deadball Rebounds: 6.

South Carolina	FG	3FG	FT	R	F	A	T	B	S	M	
Mindaugas Kacinas,F	2-3	0-0	2-2	4	3	6	0	2	1	0	17
Lakeem Jackson,F	4-7	0-0	2-4	2	3	10	3	0	0	1	28
Brian Richardson,G	0-4	0-2	0-0	1	3	0	1	1	0	1	14
Eric Smith, G	3-6	2-4	2-4	0	1	10	2	3	0	0	31
Bruce Ellington,G	8-15	1-4	1-1	1	3	18	5	2	0	2	36
Brenton Williams	0-3	0-1	0-0	0	0	0	0	1	0	0	6
Laimon.Chatkevicius	0-0	0-0	0-0	0	0	0	1	0	0	0	2
Michael Carrera	1-5	0-0	4-4	7	5	6	5	4	2	0	24
Damien Leonard	6-9	5-8	0-1	9	2	17	2	1	0	0	33
RJ Slawson	2-5	0-1	0-0	5	4	4	1	1	0	0	9
Team	2										
Totals	26-57	8-20	11-16	31	24	71	20	15	3	4	200

FG%: 1st Half 15-31 .484, 2nd Half 11-26 .423, Game 26-57 .456;
3FG%: 1st Half 4-10 .400, 2nd Half 4-10 .400, Game 8-20 .400;
FT%: 1st Half 5-6 .833, 2nd Half 6-10 .600, Game 11-16 .688;
Deadball Rebounds: 2.

SCORE BY PERIODS	1	2	F	
Auburn (8-7, 2-0)	38	36	--	74
South Carolina (10-5, 0-2)	39	32	--	71

OFFICIALS--Joe Lindsay, Ron Groover, Chuck Jones
TECHNICAL FOULS--None
ATTENDANCE--9,117

• Game 16 •
Arkansas 88, Auburn 80 (2ot)
January 16, 2013
Bud Walton Arena • Fayetteville, Ark.

Frankie Sullivan scored 23 of his 26 points after halftime and had a career-high 9 rebounds but Auburn lost an 88-80 double overtime heartbreaker to Arkansas in Bud Walton Arena. Rob Chubb had his second straight double-double with 12 points and 11 rebounds. Allen Payne drained a 3-pointer with :05 left in regulation to send the game into overtime after Auburn hadn't scored since the 6:26 mark. The game was tied at 75 after the first OT as Sullivan's layup with :41 left tied it. BJ Young's 3 with :26.7 left gave the Hogs an 84-78 lead, sealing the win. A 7-0 run with a dunk and layup by Rob Chubb and a long 3 by Sullivan tied it at 39 three minutes after the half as the Tigers made their first six shots. Sullivan (14) and Chubb (8) combined for 22 of Auburn's first 27 points after the half as Auburn erased an 11-point first half deficit, pulling out to a 54-51 lead on Sullivan's fourth trey in the first nine minutes. The Tigers led 61-55 on a Wallace rebound and long pass to Chubb for a dunk with 8:20 to go. Auburn made 14 of its first 18 second half shots, including 6-of-8 from 3-point range. Marshawn Powell, who had a game-high 28 points and 11 rebounds, drained a corner 3 for a 66-64 Arkansas lead with 2:42 left and went up 67-64, capping an 8-0 run. After two missed free throws by Mardracus Wade with :25 left, Allen Payne sent the game into overtime with a huge 3 with :05 to play for the Tigers' first points since Sullivan's 3 with 6:26 left. Down 74-70 after a Powell layup with 1:40 left in overtime, Noel Johnson hit a corner 3 to bring Auburn to within 74-73 with 1:24 to go. Auburn had a big stop on defense and got the ball and called its last time out with :52.3 left, setting up Sullivan's layup with :41 left and a 75-74 Tigers lead. Wade split a pair of foul shots with 35 seconds left as the game went to a second OT tied at 75. Missing 5 of its first 7 shots of the game, Auburn hit 4 of its next 5 behind a pair of Shaq Johnson 3-pointers and two Asaunh Dixon-Tatum buckets as the Tigers took a 14-8 lead with 14:20 left. Arkansas answered with a 17-0 run to take the game's largest lead at 25-14 as Auburn went scoreless for six minutes. The Tigers answered with eight straight points to trail 28-25 with 3:38 left. The Razorbacks closed the half with a 6-2 run for a 34-27 halftime lead. Auburn was hurt by going 7-of-17 from the foul line for the game and finished with 19 turnovers to Arkansas' 20-of-33 free throws and eight turnovers.

Auburn	FG	3FG	FT	R	F	A	T	B	S	M	
Allen Payne, F	4-6	1-2	0-0	4	5	9	1	3	0	0	36
Rob Chubb, C	6-11	0-0	0-3	11	5	12	3	5	1	1	37
Shaq Johnson, G	2-6	2-4	0-0	3	3	6	2	2	0	0	22
Josh Wallace, G	2-5	0-0	2-2	5	1	6	9	2	0	1	47
Frankie Sullivan,G	9-20	5-11	3-7	9	4	26	1	4	1	1	48
Asaunh Dixon-Tatum	3-3	0-0	0-2	3	1	6	0	0	1	0	13
Brian Greene Jr.	2-4	0-1	2-3	1	2	6	2	1	0	0	15
Jordan Granger	0-0	0-0	0-0	0	0	0	0	0	0	0	0+
Noel Johnson	3-7	3-7	0-0	3	3	9	1	1	1	0	32
Team	0										
Totals	31-62	11-25	7-17	39	24	80	19	19	4	3	250

FG%: 1st Half 11-25 .440, 2nd Half 16-27 .593, OT 4-10 .400, Game 31-62 .500;
3FG%: 1st Half 2-9 .222, 2nd Half 8-12 .667, OT 1-4 .250, Game 11-25 .440;
FT%: 1st Half 3-4 .750, 2nd Half 0-5 .000, OT 4-8 .500, Game 7-17 .412;
Deadball Rebounds: 4.

Arkansas	FG	3FG	FT	R	F	A	T	B	S	M	
Hunter Mickelson,F	1-5	0-0	0-0	2	2	2	0	0	0	0	12
Marshawn Powell,F11-20	2-4	4-6	11	128	2	3	1	3	44		
Rickey Scott, G	1-2	0-1	0-0	1	0	2	1	0	0	0	10
BJ Young, G	8-16	2-6	4-7	6	122	5	4	0	0	47	
Fred Gulley, G	1-3	1-3	1-2	3	3	4	1	0	0	0	31
Rashad Madden	0-2	0-1	1-2	0	1	1	0	0	0	0	10
Mardracus Wade	3-6	1-4	5-8	1	5	12	1	0	0	3	35
Coty Clarke	3-5	0-0	3-4	8	1	9	4	1	2	0	38
Kikko Haydar	2-5	2-5	2-4	1	1	8	2	0	0	1	17
Michael Qualls	0-2	0-0	0-0	1	1	0	1	0	0	1	6
Team	2										
Totals	30-66	8-24	20-33	36	15	88	18	8	3	8	250

FG%: 1st Half 14-33 .424, 2nd Half 12-24 .500, OT 4-9 .444, Game 30-66 .455;
3FG%: 1st Half 3-11 .273, 2nd Half 3-9 .333, OT 2-4 .500, Game 8-24 .333;
FT%: 1st Half 3-6 .500, 2nd Half 6-11 .545, OT 11-16 .688,
Game 20-33 .606; Deadball Rebounds: 1.

SCORE BY PERIODS	1	2	OT	OT2	F	
Auburn (8-8, 2-1)	27	40	8	5	--	80
Arkansas (11-5, 2-1)	34	33	8	13	--	88

OFFICIALS--Doug Shows, Mark Whitehead, Michael Roberts
TECHNICAL FOULS--None
ATTENDANCE--13,404 (estimated actual: 10,056)



• Game 17 •
Kentucky 75, Auburn 53
 January 19, 2013
 Auburn Arena • Auburn, Ala.

Kyle Wiltjer had 17 points and Nerlens Noel added 10 points, nine rebounds and seven blocks as Kentucky shot 67 percent from the floor in the second half to defeat Auburn 75-53 in sold out Auburn Arena. Rob Chubb scored 14 points with seven rebounds and Frankie Sullivan added 12 points to lead Auburn. With Auburn trailing 35-30 at halftime, the Kentucky opened the second half with a 7-2 run to take a 37-27 just three minutes in. A 9-2 Wildcat run widened the Auburn deficit to 55-39. Kentucky led by as much as 72-45 with 3:41 to play. The Wildcats shot 67 percent from the field in the second half and 55 percent overall, compared to just 35 percent shooting overall by the Tigers. Auburn was 0-of-15 from 3-point range and did not make a 3-pointer for the first time since March 1, 1997, against Ole Miss and just the third time in program history. Both teams struggled from the field early and Auburn led 6-4 just under nine minutes into the game as both teams were shooting a combined 5-of-30 (17 percent) from the floor. After connecting on two of its first 10 field goal attempts, Kentucky responded by knocking down five of its next nine from the floor to take a 16-11 lead over the Tigers with 7:01 left in the first half. Sullivan converted a circus shot for two with 48.6 left as the Tigers trailed 27-23. Guards Chris Denson and Jordan Price both returned from injury against Kentucky but both were scoreless as Denson played 13 minutes and Price six. Denson missed the previous four games, while Price had missed the last five contests.

Kentucky	FG	3FG	FT	R	F	T	A	T	B	S	M
Nerlens Noel, F	5-8	0-0	0-0	9	4	10	0	2	7	0	25
Alex Poythress, F	3-7	0-0	6-8	7	1	12	0	3	0	1	29
Archie Goodwin, G	5-7	0-2	2-4	7	4	12	1	2	0	3	35
Ryan Harrow, G	6-12	0-3	0-1	5	2	12	8	5	0	1	34
Julius Mays, G	2-5	2-4	0-1	3	0	6	3	0	0	0	34
Jon Hood	0-0	0-0	0-0	1	0	0	0	0	0	0	4
Jarrod Polson	3-3	0-0	0-0	3	2	6	0	1	1	0	10
Kyle Wiltjer	6-13	3-6	2-2	4	1	17	5	2	0	1	29
Team	4										
Totals	30-55	5-15	10-16	43	14	75	17	15	8	6	200

FG%: 1st Half 12-28 .429, 2nd Half 18-27 .667, Game 30-55 .545;
 3FG%: 1st Half 1-10 .333, 2nd Half 4-5 .800, Game 5-15 .333;
 FT%: 1st Half 3-6 .625, 2nd Half 5-8 .625, Game 10-16 .625;
 Deadball Rebounds: 2.

Auburn	FG	3FG	FT	R	F	T	A	T	B	S	M
Noel Johnson, F	0-5	0-4	0-0	0	4	0	1	1	0	0	13
Rob Chubb, C	7-13	0-0	0-0	7	2	14	0	3	0	0	25
Josh Wallace, G	2-7	0-0	0-1	1	2	4	2	1	0	1	30
Frankie Sullivan, G	5-16	0-6	2-3	4	2	12	2	2	0	1	34
Asaahn Dixon-Tatum	4-4	0-0	2-2	3	1	10	0	0	1	1	15
Chris Denson	0-4	0-0	0-0	3	1	0	3	0	0	0	13
Shaquille Johnson	0-1	0-0	0-0	0	2	0	3	1	0	1	14
Jordan Price	0-2	0-1	0-0	0	0	0	1	0	0	0	6
Brian Greene Jr.	1-6	0-2	0-0	2	2	2	1	0	0	3	15
Team	6										
Totals	23-66	0-15	7-10	30	17	53	13	9	1	9	200

FG%: 1st Half 11-34 .324, 2nd Half 12-32 .375, Game 23-66 .348;
 3FG%: 1st Half 0-11 .000, 2nd Half 0-4 .000, Game 0-15 .000;
 FT%: 1st Half 3-6 .500, 2nd Half 4-4 1.000, Game 7-10 .700;
 Deadball Rebounds: 2.

SCORE BY PERIODS

	1	2	F
Kentucky (12-5, 3-1)	30	45	--
Auburn (8-9, 2-2)	25	28	--

OFFICIALS--Anthony Jordan, Lee Cassell, Willi CJ Washington
 TECHNICAL FOULS--None
 ATTENDANCE--9,121 (c)

• Game 18 •
Vanderbilt 73, Auburn 61
 January 23, 2013
 Memorial Gymnasium • Nashville, Tenn.

Rob Chubb had 14 points and eight rebounds while Frankie Sullivan added 14 points and Brian Greene Jr. 11 points as Auburn lost to Vanderbilt 73-61 in Memorial Gymnasium. Both teams were 9-of-24 from 3-point range, but Vanderbilt made all of its treys while pulling out to a 16-point lead with 11 minutes to play. Auburn made its first five shots, including a pair of 3-pointers by Shaquille Johnson and Jordan Price, to take a 12-4 lead five minutes into the game. Vanderbilt answered with a 10-1 run to regain the lead at 14-13. The Commodores scored six straight points, but Josh Wallace and Brian Greene Jr. made back-to-back 3-pointers to tie it at 27-27 with 3:17 left. Vandy scored the final seven points of the half to take a 34-27 lead at intermission. Of Vanderbilt's first six second half field goals, four were 3-pointers as the Commodores took a 50-37 lead with 13:14 left after back-to-back treys from Sheldon Jeter and Kevin Bright. Vandy extended it to 52-37, capping a 13-3 run with a Rod Odom dunk. Auburn outshot Vanderbilt 22-of-53 (.415) to 20-of-49 (.408), but the Commodores went 24-of-30 from the foul line while the Tigers were 8-of-9. Vandy outrebounded Auburn 37-29 and had an 11-4 edge in second chance points. Kedren Johnson led a balanced Vanderbilt scoring attack with 15 points, seven rebounds and four assists while Kyle Fuller added 14 points, Bright 12 points on 4-of-7 three-pointers and Sheldon Jeter 10 points.

Auburn	FG	3FG	FT	R	F	T	A	T	B	S	M
Allen Payne, F	1-1	0-0	1-1	5	2	3	2	2	0	2	33
Rob Chubb, C	6-10	0-0	2-2	8	3	14	1	3	1	0	30
Shaq Johnson, G	2-6	1-3	0-0	5	3	5	4	1	1	1	27
Josh Wallace, G	1-5	1-2	2-2	0	4	5	2	2	0	0	32
Frankie Sullivan, G	5-12	2-7	2-2	4	4	14	1	2	1	1	28
Asaahn Dixon-Tatum	1-2	0-0	0-0	3	2	2	0	2	1	2	10
Chris Denson	0-4	0-3	1-2	1	3	1	1	2	0	0	18
Jordan Price	1-2	1-2	0-0	0	0	3	0	0	0	0	2
Brian Greene Jr.	4-6	3-4	0-0	0	2	11	1	0	0	0	8
Jordan Granger	0-1	0-0	0-0	1	0	0	1	0	0	0	2
Noel Johnson	1-4	1-3	0-0	0	2	3	1	0	0	1	10
Team	3										
Totals	22-53	9-24	8-9	29	26	61	13	15	4	7	200

FG%: 1st Half 11-22 .500, 2nd Half 11-31 .355, Game 22-53 .415;
 3FG%: 1st Half 4-7 .571, 2nd Half 5-17 .294, Game 9-24 .375;
 FT%: 1st Half 1-2 .500, 2nd Half 7-7 1.000, Game 8-9 .889;
 Deadball Rebounds: 0.

Vanderbilt	FG	3FG	FT	R	F	T	A	T	B	S	M
Rod Odom, F	1-8	0-3	6-6	6	0	8	0	2	0	0	29
Sheldon Jeter, F	4-8	2-4	0-0	3	2	10	1	1	0	1	20
Shelby Moats, F	2-3	0-0	1-3	3	3	4	0	2	0	0	20
Kedren Johnson, G	3-9	1-3	8-10	7	1	15	4	2	1	1	33
Dai-Jon Parker, G	1-3	0-1	4-5	2	4	6	4	1	0	0	21
Kyle Fuller	3-7	2-6	6-7	5	0	14	3	0	0	0	26
Kevin Bright	4-7	4-7	0-0	3	2	12	1	1	1	1	33
Josh Henderson	2-4	0-0	1-1	4	2	4	1	3	0	1	18
Team	4										
Totals	20-49	9-24	24-30	37	14	73	14	13	2	4	200

FG%: 1st Half 10-28 .357, 2nd Half 10-21 .476, Game 20-49 .408;
 3FG%: 1st Half 4-14 .286, 2nd Half 5-10 .500, Game 9-24 .375;
 FT%: 1st Half 10-12 .833, 2nd Half 14-18 .778, Game 24-30 .800;
 Deadball Rebounds: 1.

SCORE BY PERIODS

	1	2	F
Auburn (8-10, 2-3)	27	34	--
Vanderbilt (8-9, 2-3)	34	39	--

OFFICIALS--Doug Shows, Joe Lindsay, Michael Stephens
 TECHNICAL FOULS--None
 ATTENDANCE--9,966

• Game 19 •
Ole Miss 63, Auburn 61
 January 26, 2013
 Auburn Arena • Auburn, Ala.

Chris Denson scored a game-high 18 points off the bench and Marshall Henderson made two foul shots with 6.4 seconds left as Auburn lost a 63-61 heartbreaker to No. 23 Ole Miss in Auburn Arena. The Rebels went 11-of-24 from 3-point range. Frankie Sullivan made two free throws with 1:20 remaining, and the Tigers came up with a steal before Denson split two foul shots to tie game at 61 with a minute to go. Auburn got the ball back with :34.9 remaining after a defensive stop and took its final timeout. Blocked shots on both ends of the floor, the latter by Shaquille Johnson, set the stage for an Ole Miss inbound play under its own basket with 6.4 seconds remaining. Before the ball was inbounded, Shaquille Johnson was called for a foul on Henderson, who made two free throws 6.4 seconds left. Sullivan's heavily contested desperation 3-point attempt was short. Auburn scored the first nine points of the game, but Ole Miss scored nine straight points to tie it at 11 with 13:19 left with three straight Henderson treys. A Noel Johnson 3 capped another 9-0 run to give Auburn a 29-20 lead with 5:21 to go. Denson's putback of a Wallace layup gave Auburn its largest lead at 33-23 with 3:16 left. The Rebels closed the first half on an 8-0 run as Aaron Jones banked in a 3-pointer, his first of the season in two attempts, as time expired to cut the Tigers' lead to 33-31. Ole Miss took its first lead since 16-15 on a 3-pointer by LaDarius White for a 40-38 lead with 15:31 left, and a Henderson 3 made it 43-38 Ole Miss. Auburn's 11-4 run, capped by two foul shots and a layup by Denson made it 49-47 Tigers with 8:40 to go. White, who came in averaging 3.9 points, led the Rebels with 17 points on 3-of-4 3-pointers. Henderson, who came in leading the SEC with 19.4 ppg, added 15 points on 4-of-15 shooting from the floor.

Ole Miss	FG	3FG	FT	R	F	T	A	T	B	S	M
Reginald Buckner, F	1-3	0-0	0-0	4	4	2	1	1	2	1	23
Murphy Holloway, F	2-4	0-0	1-6	11	1	5	1	3	2	0	33
LaDarius White, G	7-10	3-4	0-2	5	3	17	2	0	0	0	31
Marshall Henderson, G	4-15	4-13	3-4	2	4	15	2	0	0	0	29
Jarvis Summers, G	6-13	2-2	0-4	3	1	14	3	2	0	0	34
Derrick Millinghaus	0-2	0-1	0-0	1	1	0	3	0	0	0	6
Cade Peep	0-0	0-0	0-0	1	0	0	0	0	0	0	0
Anthony Perez	0-2	0-1	0-0	1	0	0	1	0	0	0	2
Nick Williams	1-3	1-3	0-0	4	2	3	0	0	0	0	18
Terry Brutus	0-0	0-0	0-1	0	0	0	0	0	0	0	3
Aaron Jones	3-4	1-1	0-0	3	1	7	0	1	1	0	21
Team	2										
Totals	24-56	11-25	4-17	36	17	63	15	8	5	1	200

FG%: 1st Half 12-31 .387, 2nd Half 12-25 .480, Game 24-56 .429;
 3FG%: 1st Half 7-16 .438, 2nd Half 4-9 .444, Game 11-25 .440;
 FT%: 1st Half 0-4 .000, 2nd Half 4-13 .308, Game 4-17 .235;
 Deadball Rebounds: 7.

Auburn	FG	3FG	FT	R	F	T	A	T	B	S	M
Allen Payne, F	3-8	0-3	0-0	1	4	6	1	0	0	0	27
Rob Chubb, C	0-3	0-0	1-2	10	3	1	3	0	4	0	32
Shaq Johnson, G	2-4	2-3	3-4	7	2	9	2	2	1	0	23
Josh Wallace, G	4-7	0-1	1-1	0	0	9	2	0	0	1	25
Frankie Sullivan, G	3-11	2-9	4-4	7	3	12	1	2	0	0	25
Asaahn Dixon-Tatum	0-2	0-0	0-0	1	0	0	0	0	0	0	8
Chris Denson	6-9	0-0	6-8	1	3	18	0	1	1	26	
Jordan Price	0-3	0-2	0-0	2	2	0	1	2	0	0	7
Brian Greene Jr.	1-3	1-1	0-0	1	3	0	0	0	0	1	14
Noel Johnson	1-5	1-5	0-0	4	2	3	0	0	0	0	13
Team	3										
Totals	20-54	6-23	15-19	37	21	61	10	6	6	3	200

FG%: 1st Half 13-30 .433, 2nd Half 7-24 .292, Game 20-54 .370;
 3FG%: 1st Half 3-10 .300, 2nd Half 3-13 .231, Game 6-23 .261;
 FT%: 1st Half 4-6 .667, 2nd Half 11-13 .846, Game 15-19 .789;
 Deadball Rebounds: 4.

SCORE BY PERIODS

	1	2	F
Ole Miss (17-2, 6-0)	31	32	--
Auburn (8-11, 2-4)	33	28	--

OFFICIALS--Mike Nance, Brian Shey, Steven Anderson
 TECHNICAL FOULS--None
 ATTENDANCE--8,740



• Game 20 •
Georgia 57, Auburn 49
January 30, 2013

Stegeman Coliseum • Athens, Ga.

Kentavious Caldwell-Pope recorded game-highs of 20 points and 10 rebounds to lead Georgia to a 57-49 victory over Auburn in Stegeman Coliseum. The Tigers shot a season-low 28 percent from the floor, 4-of-20 from 3-point range and 15-of-27 from the foul line. Allen Payne and Frankie Sullivan led Auburn with 13 points each but went a combined 7-of-20 from the floor and 3-of-10 from 3. Chris Denson scored six of Auburn's first nine points and ended with 12 points in his first start since Dec. 29 vs. No. 12 Illinois. Auburn raced out to a 9-4 lead four minutes in, but Georgia used a 9-1 run to take a 16-13 lead with 8:52 left. After Payne hit his second 3-pointer for Auburn's final lead of the game at 20-18 with 4:05 to go, Georgia scored eight straight points to take a 26-20 lead, capped by a Sherrard Brantley 3 with 1:36 left in the half. Sullivan made 2-of-3 foul shots with :00.4 left as the Tigers trailed 26-22 at halftime. Auburn missed 12 straight shots in the second half but only trailed 34-31 with 11:14 left. Sullivan made 1-of-3 free throws to tie the game at 43 with 4:52 to play. Georgia scored five straight points for a 48-43 lead with 2:59 to go on a Charles Mann layup and Donte' Williams layup and free throw. The game was close the entire way with neither team leading by more than six points until Georgia pulled away with free throws in the final minute. Georgia shot 44.2 percent from the floor, 4-of-17 from 3-point range and 15-of-26 from the foul line.

Auburn	FG	3FG	FT	R	F	T	A	T	B	S	M
Allen Payne, F	3-8	2-4	5-6	4	4	13	0	3	0	2	26
Rob Chubb, C	2-7	0-0	1-2	6	4	5	2	4	1	1	30
Chris Denson, G	4-12	0-2	4-9	3	2	12	0	0	0	0	28
Shaq Johnson, G	0-2	0-1	0-0	4	3	0	0	0	0	1	13
Frankie Sullivan, G	4-12	1-6	4-8	2	2	13	4	3	0	2	35
Asaunh Dixon-Tatum	0-2	0-0	0-0	1	2	0	0	0	0	0	10
Jordan Price	2-7	1-6	0-0	4	2	5	0	0	0	0	36
Josh Wallace	0-1	0-0	0-0	2	2	0	1	1	0	0	16
Brian Greene Jr.	0-0	0-0	0-0	1	0	0	0	0	0	0	2
Jordan Granger	0-1	0-0	1-2	2	2	1	0	0	0	0	6
Noel Johnson	0-1	0-1	0-0	0	1	0	0	0	0	0	8
Team	5										
Totals	15-53	4-20	15-27	33	25	49	7	11	1	9	200

FG%: 1st Half 8-25 .320, 2nd Half 7-28 .250, Game 15-53 .283;
3FG%: 1st Half 3-12 .250, 2nd Half 1-8 .125, Game 4-20 .200;
FT%: 1st Half 3-8 .375, 2nd Half 12-19 .632, Game 15-27 .556;
Deadball Rebounds: 8.

Georgia	FG	3FG	FT	R	F	T	A	T	B	S	M
Donte' Williams, F	2-3	0-0	2-3	4	5	6	1	2	1	1	28
Brandon Morris, F	1-3	0-0	3-6	3	3	5	1	2	0	1	18
John Florveus, C	0-1	0-0	0-2	3	3	0	0	1	1	0	22
Kent Caldwell-Pope, G	7-11	2-5	4-4	10	3	20	0	3	0	1	31
Vincent Williams	1-3	0-2	2-2	3	1	4	0	1	0	0	12
Charles Mann	4-8	0-3	2-4	3	1	10	6	3	0	0	28
Tim Dixon	1-1	0-0	0-0	1	2	0	0	0	0	0	5
Kenny Gaines	1-2	1-2	0-0	2	2	3	0	0	1	0	9
Sherrard Brantley	1-7	1-4	1-2	4	1	4	1	0	0	1	22
John Cannon	0-1	0-0	0-0	1	1	0	0	1	0	0	4
Nemanja Djuricic	1-3	0-1	1-3	3	1	3	2	3	0	0	21
Team	1										
Totals	19-43	4-17	15-26	38	21	57	11	16	3	4	200

FG%: 1st Half 10-23 .435, 2nd Half 9-20 .450, Game 19-43 .442;
3FG%: 1st Half 4-12 .333, 2nd Half 0-5 .000, Game 4-17 .235;
FT%: 1st Half 2-5 .400, 2nd Half 13-21 .619, Game 15-26 .577;
Deadball Rebounds: 6.

SCORE BY PERIODS	1	2	F
Auburn (8-12, 2-5)	22	27	-- 49
Georgia (9-11, 3-4)	26	31	-- 57

OFFICIALS--Antinio Petty, Mike Nance, Roger Ayers
TECHNICAL FOULS--None
ATTENDANCE--4,767

• Game 21 •
#17 Missouri 91, Auburn 77
February 2, 2013
Mizzou Arena • Columbia, Mo.

Keion Bell scored a game-high 24 points as No. 17 Missouri defeated Auburn 91-77 in Mizzou Arena. Frankie Sullivan scored 12 points to lead 11 different players to score for Auburn. Chris Denson and Rob Chubb both scored 10 points. Auburn held SEC Preseason Player of the Year Phil Pressey to just four points, but the senior added 10 assists. Five Missouri players scored in double figures. Auburn made a season-high 32 free throws on 36 attempts and tied its percentage mark at 88.9 percent. Missouri had back-to-back Earnest Ross 3-pointers to take a 13-7 lead, and a steal and a dunk by Chris Denson closed the Tigers to 18-15 with 9:42 left in the half. Auburn cut the deficit to a point two more times in the half. A fast break dunk by Bell widened Missouri's lead to 34-24 with 5:07 left. A Brian Greene Jr. trey cut the lead to 41-35, but Bell scored in transition to give Mizzou a 45-35 lead at the break. Sullivan came up with a steal and a slam to cut it to 49-41, but Missouri responded with a 13-1 run to take a 62-42 lead with 13:43 left. Mizzou led by as much as 82-60 with six minutes to play. Missouri outshot Auburn 54.5 percent to 35.8 percent.

Auburn	FG	3FG	FT	R	F	T	A	T	B	S	M
Allen Payne, F	1-3	0-0	4-4	4	2	6	0	3	0	0	21
Rob Chubb, C	2-3	0-0	6-6	2	4	10	1	0	0	0	19
Chris Denson, G	3-8	1-2	3-6	3	2	10	1	1	0	2	25
Shaq Johnson, G	2-7	0-2	4-4	2	3	8	0	1	0	1	24
Frankie Sullivan, G	4-9	2-5	2-2	1	2	12	1	3	0	2	16
Asaunh Dixon-Tatum	2-5	0-0	4-4	3	5	8	1	0	1	0	21
Jordan Price	1-6	1-5	2-2	5	0	5	1	1	0	0	17
Josh Wallace	1-2	0-1	0-0	0	3	2	1	0	0	0	14
Brian Greene Jr.	2-5	2-3	3-4	2	3	9	3	2	0	0	24
Jordan Granger	0-2	0-1	4-4	4	2	4	0	1	0	0	14
Noel Johnson	1-3	1-3	0-0	0	3	0	0	0	0	0	5
Team	5										
Totals	19-53	7-22	32-36	31	26	77	9	12	1	5	200

FG%: 1st Half 9-28 .321, 2nd Half 10-25 .400, Game 19-53 .358;
3FG%: 1st Half 2-8 .250, 2nd Half 5-14 .357, Game 7-22 .318;
FT%: 1st Half 15-16 .938, 2nd Half 17-20 .850, Game 32-36 .889;
Deadball Rebounds: 4.

Missouri	FG	3FG	FT	R	F	T	A	T	B	S	M
Laurence Bowers, F	5-9	0-1	2-3	3	3	12	0	1	1	0	20
Alex Oriakhi, F	3-6	0-0	5-7	6	2	11	0	0	0	0	24
Phil Pressey, G	1-2	1-2	1-2	3	3	4	10	3	0	1	28
Keion Bell, G	9-13	0-1	6-8	5	2	24	2	2	1	3	34
Jabari Brown, G	2-8	0-5	7-7	4	2	11	2	1	0	1	29
Tony Criswell	2-3	0-0	0-0	3	4	4	0	0	0	0	14
Corey Haith	0-0	0-0	0-2	0	0	0	0	0	0	0	1
Negus Webster-Chan	0-0	0-0	0-0	0	2	0	0	0	0	0	6
Danny Feldmann	0-0	0-0	0-0	0	0	0	0	1	0	0	1
Earnest Ross	8-12	5-6	2-2	2	2	23	1	2	0	3	30
Stefan Jankovic	0-1	0-1	0-0	0	0	0	0	0	0	0	3
Ryan Rosburg	0-1	0-0	2-2	2	3	2	2	1	1	0	10
Team	5										
Totals	30-55	6-16	25-33	33	23	91	17	11	3	8	200

FG%: 1st Half 15-29 .517, 2nd Half 15-26 .577, Game 30-55 .545;
3FG%: 1st Half 3-7 .429, 2nd Half 3-9 .333, Game 6-16 .375;
FT%: 1st Half 12-15 .800, 2nd Half 13-18 .722, Game 25-33 .758;
Deadball Rebounds: 3.

SCORE BY PERIODS	1	2	F
Auburn (8-13, 2-6)	35	42	-- 77
Missouri (16-5, 5-3)	45	46	-- 91

OFFICIALS--Mike Nance, Tracy Woodson, John Heatly
TECHNICAL FOULS--Shaquille Johnson, AU & Earnest Ross, MO (12:55, 2nd)
ATTENDANCE--12,313

• Game 22 •
Auburn 49, Alabama 37
February 6, 2013
Auburn Arena • Auburn, Ala.

Josh Wallace and Allen Payne each scored 11 points and Auburn held Alabama to its fewest points in the 146-game series history in a 49-37 win in Auburn Arena. The Tigers turned a 13-point deficit into a 13-point lead. After hitting just three field goals in the first half, Auburn shot 57.1 percent in the second half as it outscored Alabama, 36-14. Trailing 23-13, Auburn opened the second half on a 20-3 run and held the Crimson Tide scoreless for 9:19. Josh Wallace gave the Tigers their first lead at 27-26 with a steal off an inbounds pass followed by a layup with 13:38 remaining. Alabama's 37 points were the fewest by an SEC opponent since Arkansas scored 37 on Jan. 11, 2003. With Heisman Trophy winner Cam Newton leading cheers in the student section, Auburn stretched its lead to 38-28 on a Chris Denson layup with 6:28 left. Wallace widened the lead to its largest on two free throws with 2:10 to go, 44-31. The Tigers missed their first nine shots as Alabama built a 9-0 lead. Auburn broke the scoreless drought on a Shaq Johnson layup seven minutes into the game. Auburn's second basket didn't come until the 8:59 mark when Jordan Price found Rob Chubb for an alley-oop layup. Two free throws by Payne closed the Tigers to 15-7 by 6:30 remaining before the break. Denson connected on a 3-pointer from the corner, then Frankie Sullivan hit two free throws to make it a 10-0 run for Auburn as it climbed to within 15-12 with under four minutes to play. The Crimson Tide closed with an 8-1 run to take a 23-13 halftime lead. Chubb totaled six points, seven rebounds and three blocks. Auburn had a 21-7 edge in points off turnovers. Rodney Cooper and Trevor Lacey both scored 11 points to lead Alabama.

Alabama	FG	3FG	FT	R	F	T	A	T	B	S	M
Moussa Gueye, C	0-0	0-0	0-0	6	4	0	0	2	0	0	12
Trevor Lacey, G	3-8	0-3	0-0	0	5	6	1	2	0	1	26
Trevor Releford, G	4-12	0-6	3-3	1	3	11	1	4	0	2	39
Levi Randolph, G	0-7	0-1	2-2	7	0	2	3	2	0	1	24
Rodney Cooper, G	4-10	2-5	1-2	7	4	11	1	3	0	0	35
Nick Jacobs	3-7	0-0	1-2	2	7	0	1	0	1	0	28
Andrew Steele	0-4	0-0	1-3	0	1	0	1	2	0	1	21
Devonta Pollard	0-1	0-0	0-0	4	1	0	0	0	0	2	14
Retin Obasohan	0-0	0-0	0-0	0	0	0	0	0	0	0	1
Team	2										
Totals	14-49	2-19	7-9	30	22	37	7	16	0	9	200

FG%: 1st Half 8-24 .333, 2nd Half 6-25 .240, Game 14-49 .286;
3FG%: 1st Half 1-7 .143, 2nd Half 1-12 .083, Game 2-19 .105;
FT%: 1st Half 6-7 .857, 2nd Half 1-2 .500, Game 7-9 .778;
Deadball Rebounds: 1.

Auburn	FG	3FG	FT	R	F	T	A	T	B	S	M
Allen Payne, F	4-5	0-1	3-3	6	1	11	1	1	0	2	30
Jordan Granger, F	0-2	0-0	0-0	2	0	0	0	0	0	0	7
Rob Chubb, C	2-5	0-0	2-4	7	0	6	1	3	3	0	26
Josh Wallace, G	3-5	0-0	5-6	2	3	11	2	0	0	1	29
Frankie Sullivan, G	1-13	0-3	5-6	4	2	7	2	4	0	2	32
Asaunh Dixon-Tatum	0-1	0-0	0-0	5	3	0	0	2	0	1	14
Chris Denson	3-7	1-1	2-4	2	0	9	0	1	1	1	28
Shaquille Johnson	1-2	0-0	0-0	0	2	0	0	0	0	0	5
Jordan Price	0-1	0-1	0-0	1	0	1	0	1	0	0	9
Brian Greene Jr.	0-0	0-0	0-0	0	0	0	0	0	0	0	1
Jordan Granger	0-2	0-1	4-4	4	2	4	0	1	0	0	14
Noel Johnson	1-3	1-3	0-0	3	1	3	0	1	0	0	19
Team	3										
Totals	15-44	2-9	17-23	35	10	49	7	14	4	7	200

FG%: 1st Half 3-23 .130, 2nd Half 12-21 .571, Game 15-44 .341;
3FG%: 1st Half 1-6 .167, 2nd Half 1-3 .333, Game 2-9 .222;
FT%: 1st Half 6-8 .750, 2nd Half 11-15 .733, Game 17-23 .739;
Deadball Rebounds: 6.

SCORE BY PERIODS	1	2	F
Alabama (14-8, 6-3)	23	14	-- 37
Auburn (9-13, 3-6)	13	36	-- 49

OFFICIALS--Antinio Petty, Michael Roberts, Roger Ayers
TECHNICAL FOULS--None
ATTENDANCE--7,502



• Game 23 •
Kentucky 72, Auburn 62
February 9, 2013
Rupp Arena • Lexington, Ky.

Chris Denson scored 15 points, Noel Johnson 12 on four 3-pointers and Shaquille Johnson 10 points for Auburn in a 72-62 loss at Kentucky in Rupp Arena. Kyle Wiltjer had 14 points for the Wildcats while Nerlens Noel added 10 points, 12 rebounds and one block. Auburn got off to a quick start with a pair of 3-pointers by Allen Payne and Noel Johnson and a Rob Chubb layup gave the Tigers a 10-6 lead 3:30 into the game. Kentucky answered with an 11-2 run to take a 20-14 lead with 10:31 left. A pair of Noel Johnson treys sandwiched between a Chubb free throw regained the lead for Auburn at 21-20 with 9:13. The Wildcats came right back with seven straight to go up 27-21. Sullivan's second 3-pointer with 26 seconds left closed the Tigers to within 37-31 at the half with 6-of-9 shooting from 3-point range after going 0-of-15 from 3 in the Jan. 19 loss to Kentucky in Auburn. The Tigers closed to within 41-38 on a Denson layup, but the Wildcats scored six straight for a 47-38 edge with 13:13 to play. The Cats extended it to 54-42 on a Wiltjer 3 at 10:30. Kentucky increased its lead to as much as 66-50 with 4:07 left, but the Tigers closed to within 10 but not any closer. The two teams shot nearly identical from the field, Auburn 22-of-51 (.431) and Kentucky 20-of-46 (.435). The Tigers went 7-of-13 from 3-point range while the Wildcats were 6-of-21 (.286). Kentucky had the edge at the foul line 26-of-38 to 11-of-17. The Wildcats out-rebounded the Tigers 35-29.

Auburn	FG	3FG	FT	R	F	T	P	A	T	B	S	M
Allen Payne, F	2-5	1-1	0-1	1	2	5	0	0	0	0	0	17
Jordan Granger, F	0-0	0-0	0-0	0	1	0	0	0	0	0	0	4
Rob Chubb, C	3-5	0-0	1-2	1	5	7	0	0	0	0	0	17
Josh Wallace, G	1-6	0-0	1-2	3	4	3	4	3	0	1	34	
Frankie Sullivan, G	3-9	2-3	0-0	7	3	8	3	2	0	1	24	
Asaunn Dixon-Tatum	0-1	0-0	2-2	2	5	2	0	2	2	1	16	
Chris Denson	7-10	0-0	1-2	4	0	15	1	0	0	0	29	
Shaquille Johnson	2-5	0-1	6-8	5	2	10	1	1	0	0	23	
Jordan Price	0-2	0-1	0-0	1	3	0	0	0	0	0	8	
Noel Johnson	4-8	4-7	0-0	3	4	12	0	1	0	0	28	
Team	2											
Totals	22-51	7-13	11-17	29	29	62	9	9	2	3	200	

FG%: 1st Half 11-29 .379, 2nd Half 11-22 .500, Game 22-51 .431;
 3FG%: 1st Half 6-9 .667, 2nd Half 1-4 .250, Game 7-13 .538;
 FT%: 1st Half 3-5 .600, 2nd Half 8-12 .667, Game 11-17 .647;
 Deadball Rebounds: 2.

Kentucky	FG	3FG	FT	R	F	T	P	A	T	B	S	M
Nerlens Noel, F	1-2	0-0	8-13	12	2	10	1	2	1	1	32	
Alex Poythress, F	3-5	0-1	2-2	2	4	8	2	2	0	1	27	
Archie Goodwin, G	1-6	0-1	1-4	2	4	3	1	2	1	0	17	
Ryan Harrow, G	3-6	1-3	5-6	1	3	12	1	0	2	0	26	
Julius Mays, G	2-8	2-8	4-4	6	3	10	2	0	0	0	37	
Jarrod Polson	1-3	1-2	0-0	3	1	3	2	1	0	1	20	
Willie Cauley-Stein	5-5	0-0	2-5	4	3	12	1	0	0	0	19	
Kyle Wiltjer	4-11	2-6	4-4	3	1	14	2	2	0	1	22	
Team	2											
Totals	20-46	6-21	26-38	35	21	72	12	10	4	4	200	

FG%: 1st Half 12-29 .414, 2nd Half 8-17 .471, Game 20-46 .435;
 3FG%: 1st Half 4-14 .286, 2nd Half 2-7 .286, Game 6-21 .286;
 FT%: 1st Half 9-14 .643, 2nd Half 17-24 .708, Game 26-38 .684;
 Deadball Rebounds: 7.

SCORE BY PERIODS	1	2	F
Auburn (9-14, 3-7)	31	31	--
Kentucky (17-6, 8-2)	37	35	--

OFFICIALS--Tony Greene, Mark Whitehead, Steven Anderson
 TECHNICAL FOULS--Jordan Granger, AU (ejected) & Archie Goodwin, UK (1:12, 1st)
 ATTENDANCE--24,253 (c)

• Game 24 •
Arkansas 83, Auburn 75
February 13, 2013
Auburn Arena • Auburn, Ala.

BJ Young scored 25 points and Marshawn Powell added 20 points and nine rebounds to lead Arkansas to an 83-75 victory over Auburn in Auburn Arena. Chris Denson scored 18 points with five assists to lead 10 Auburn scorers. Auburn took a 43-42 lead five minutes into the second half, but Arkansas used a 17-4 run fueled by 3-pointers on three consecutive possessions by Young, Powell and Mardracus Wade to take a 59-47 lead with 9:20 to go. The Tigers cut it to 61-56 on two free throws by Jordan Granger with seven minutes left. The Razorbacks widened their lead to 72-62 with 2:30 left. Shaq Johnson's 3-pointer cut the lead to 78-73 with 37.3 seconds left, but that is as close as Auburn would get. Arkansas went on an 11-4 run to take a 19-10 advantage with 12:30 remaining in the first half. The Razorbacks then went 6:38 without a field goal as Auburn moved to within 22-19 on a 9-2 run with 6:22 left. Noel Johnson sank a 3-pointer and Frankie Sullivan connected on two free throws as the Tigers tied the game at 24 with five minutes remaining. Josh Wallace tied the game again at 31 on a 3 with 2:25 to go, just his third trey of the season. Asaunn Dixon-Tatum followed up an Allen Payne miss with four seconds left to give Auburn a 35-33 halftime lead, the Tigers' first lead since it was 2-0. Arkansas had a 21-6 edge in points off turnovers as Auburn had 16 turnovers to Arkansas' 8. Sullivan finished with 11 points as Auburn's other double-digit scorer. Wade and Rickey Scott each scored 11 points for the Razorbacks.

Arkansas	FG	3FG	FT	R	F	T	P	A	T	B	S	M
Coty Clarke, F	0-1	0-0	3-4	4	3	3	0	1	0	1	21	
Marshawn Powell, F	7-11	2-2	4-6	9	4	20	3	0	2	1	23	
Mardracus Wade, G	4-10	1-5	2-2	4	11	4	3	0	1	33		
Rickey Scott, G	4-7	3-4	0-1	4	2	11	1	0	0	1	23	
BJ Young, G	8-16	2-5	7-10	1	4	25	2	1	1	0	33	
Rashad Madden	0-1	0-1	2-4	1	2	6	0	0	1	20		
Anthlon Bell	0-1	0-1	0-0	1	0	0	0	0	0	0	2	
Kikko Haydar	0-2	0-2	0-0	1	0	0	0	0	0	0	6	
Hunter Mickelson	1-2	0-0	0-1	3	2	0	1	0	1	0	13	
Jacorey Williams	2-4	1-1	0-0	0	0	5	0	0	0	0	7	
Dee Wagner	0-0	0-0	0-0	0	0	0	0	1	0	0	3	
Michael Qualls	1-3	0-0	2-2	3	2	4	0	1	0	0	16	
Team	2											
Totals	27-58	9-21	20-29	31	24	83	16	8	3	5	200	

FG%: 1st Half 11-29 .379, 2nd Half 16-29 .552, Game 27-58 .466;
 3FG%: 1st Half 4-12 .333, 2nd Half 5-9 .556, Game 9-21 .429;
 FT%: 1st Half 7-9 .778, 2nd Half 13-20 .650, Game 20-29 .690;
 Deadball Rebounds: 5.

Auburn	FG	3FG	FT	R	F	T	P	A	T	B	S	M
Allen Payne, F	3-10	1-3	1-2	5	4	8	1	2	0	1	30	
Jordan Granger, F	1-1	0-0	3-4	1	2	5	0	0	0	1	11	
Rob Chubb, C	2-8	0-0	0-0	8	4	0	5	1	0	0	17	
Chris Denson, G	6-9	1-1	5-8	2	3	18	5	2	0	0	28	
Josh Wallace, G	2-5	1-1	2-2	3	5	7	2	0	0	0	27	
Asaunn Dixon-Tatum	2-3	0-0	1-2	3	1	5	0	1	3	1	15	
Shaquille Johnson	3-3	2-2	1-2	2	2	9	1	1	0	0	17	
Jordan Price	0-4	0-2	5-6	3	0	5	1	0	1	0	12	
Frankie Sullivan	3-7	0-2	5-6	4	1	11	1	5	0	0	31	
Noel Johnson	1-3	1-2	0-0	2	2	3	1	0	0	1	12	
Team	5											
Totals	23-53	6-13	23-32	38	24	75	12	16	5	4	200	

FG%: 1st Half 11-26 .423, 2nd Half 12-27 .444, Game 23-53 .434;
 3FG%: 1st Half 2-6 .333, 2nd Half 4-7 .571, Game 6-13 .462;
 FT%: 1st Half 11-12 .917, 2nd Half 12-20 .600, Game 23-32 .719;
 Deadball Rebounds: 5.

SCORE BY PERIODS	1	2	F
Arkansas (15-9, 6-5)	33	50	--
Auburn (9-15, 3-8)	35	40	--

OFFICIALS--Pat Adams, Jim Burr, Mike Kitts
 TECHNICAL FOULS--None
 ATTENDANCE--5,783

• Game 25 •
#7 Florida 83, Auburn 52
February 16, 2013
Auburn Arena • Auburn, Ala.

Mike Rosario scored 22 points and Michael Frazier added 18 points off the bench as seventh-ranked Florida defeated Auburn 83-52 in Auburn Arena. Florida used a 9-1 run to take a 13-3 lead over the first five minutes of play as the Tigers missed six of its first seven field goal attempts. Another 6-1 run by the Gators was capped with a three-point play for Mike Rosario and Florida led 25-10 with 9:34 remaining. Frankie Sullivan found a cutting Jordan Price for a layup, but Auburn still trailed 28-14 with seven minutes left. Florida then used a 10-3 rally to widen the Tigers' deficit to 43-22 with less than three minutes remaining before halftime. The Gators closed the half on a 17-5 run to take a 47-22 halftime lead. Florida picked up the second half where it left off in the first as it shot 54 percent from 3-point range (8-of-15) after halftime. The Gators led by as many as 36 in the second half. The Tigers shot 35.2 percent (19-of-54) for the game. Florida finished the game shooting 57.4 percent (31-of-54), including 15-of-30 from 3-point range. Chris Denson scored 13 points to lead Auburn while Price added 12 points off the bench.

Florida	FG	3FG	FT	R	F	T	P	A	T	B	S	M
Erik Murphy, F	4-6	3-4	0-0	6	1	11	3	1	1	1	28	
Patric Young, C	1-3	0-0	0-0	3	1	2	0	1	1	1	24	
Kenny Boynton, G	5-11	4-9	2-2	5	1	16	4	0	0	1	33	
Mike Rosario, G	9-14	2-6	2-3	2	1	22	5	2	0	2	32	
Scottie Wilbekin, G	3-7	0-3	0-0	4	0	6	10	3	0	3	28	
Jacob Kurtz	0-0	0-0	0-0	1	0	0	0	0	0	0	3	
Braxton Ogbueze	0-1	0-0	2-4	2	1	2	0	0	0	0	8	
Dillon Graham	0-2	0-1	0-0	0	0	0	0	1	0	0	4	
Michael Frazier	6-7	6-7	0-0	3	1	18	0	0	0	0	22	
Casey Prather	3-3	0-0	0-1	2	4	6	2	1	1	0	14	
DeVon Walker	0-0	0-0	0-0	0	1	0	1	0	0	0	4	
Team	2											
Totals	31-54	15-30	6-10	30	11	83	25	9	3	9	200	

FG%: 1st Half 18-30 .600, 2nd Half 13-24 .542, Game 31-54 .574;
 3FG%: 1st Half 7-15 .467, 2nd Half 8-15 .533, Game 15-30 .500;
 FT%: 1st Half 4-6 .667, 2nd Half 2-4 .500, Game 6-10 .600;
 Deadball Rebounds: 3.

Auburn	FG	3FG	FT	R	F	T	P	A	T	B	S	M
Allen Payne, F	1-6	0-1	1-2	7	3	3	1	1	0	1	24	
Rob Chubb, C	0-4	0-0	1-2	2	1	1	1	4	0	0	12	
Chris Denson, G	5-8	0-0	3-4	1	1	13	1	0	1	0	25	
Shaq Johnson, G	2-5	0-3	4-4	4	2	8	3	2	0	0	25	
Josh Wallace, G	0-3	0-1	0-0	1	2	0	1	1	0	0	18	
Asaunn Dixon-Tatum	0-2	0-0	0-0	3	0	0	0	0	2	0	13	
Jordan Price	5-10	1-3	1-2	2	1	12	0	1	0	0	24	
Frankie Sullivan	3-6	2-3	0-0	1	8	2	3	0	0	0	19	
Brian Greene Jr.	1-4	0-2	0-0	1	1	2	0	0	0	0	13	
Jordan Granger	1-3	0-0	0-0	2	1	2	0	1	0	1	15	
Noel Johnson	1-3	1-3	0-0	1	3	0	0	0	0	1	12	
Team	5											
Totals	19-54	4-16	10-14	30	15	52	9	14	2	4	200	

FG%: 1st Half 8-23 .348, 2nd Half 11-31 .355, Game 19-54 .352;
 3FG%: 1st Half 3-8 .375, 2nd Half 1-8 .125, Game 4-16 .250;
 FT%: 1st Half 3-6 .500, 2nd Half 7-8 .875, Game 10-14 .714;
 Deadball Rebounds: 3.

SCORE BY PERIODS	1	2	F
Florida (21-3, 11-1)	47	36	--
Auburn (9-16, 3-9)	22	30	--

OFFICIALS--Antonio Petty, Patrick Evans, Tim Gattis
 TECHNICAL FOULS--Coach Tony Barbee, AU (6:05, 2nd)
 ATTENDANCE--8,953



• Game 26 •
Texas A&M 65, Auburn 56
February 20, 2013
Auburn Arena • Auburn, Ala.

Elston Turner scored 21 points on 4-of-9 shooting from 3-point range as Texas A&M defeated Auburn 65-56 in Auburn Arena. Auburn led 42-41 with 12:19 remaining, but Turner's 7-0 solo run gave the Aggies the lead for good. The Tigers closed to within two on three different occasions in the final six minutes, but each time Texas A&M answered with a basket. The Aggies shot 55 percent after halftime as Auburn hit just 26.7 percent of its attempts. The Tigers shot 50 percent in the first half and finished the night shooting 37.5 percent from the floor and 5-of-23 from 3. The Tigers jumped out to a 12-0 lead in the first six minutes as Texas A&M missed its first 13 field goal attempts. The Aggies finally got on the board with a three-point play by Turner with 13:51 left. A 10-2 run by Texas A&M cut Auburn's lead to 17-15. Texas A&M took its first lead on a layup by Alex Caruso, but Rob Chubb answered with a jumper and a 24-23 Auburn advantage with 2:12 to go. After losing the lead for the first time, Auburn responded with a 6-0 run to lead 28-23. The Aggies then sandwiched a Frankie Sullivan 3-pointer with a pair of treys of their own and Auburn led 31-29 at the break. Texas A&M opened the second half on a 6-0 run to take a 35-31 lead with 17 minutes remaining. The back and forth game continued with Auburn engineering a 7-2 run for a 38-37 lead with 13:39 to go. Turner went on a solo 7-0 run as the Aggies moved back on top 48-42 with 10 minutes left in the game. Allen Payne closed the gap to two on a pair of free throws with 3:16 left, but Texas A&M responded with a 6-1 run to stretch the Tigers' deficit back to its largest at 61-54 with only 27 seconds remaining. Payne scored 11 points to lead Auburn. Sullivan added seven points and six assists. Caruso added 14 points, eight assists and three steals for the Aggies.

Texas A&M	FG	3FG	FT	R	F	T	P	A	T	B	S	M
Kourtney Roberson,F	2-5	0-0	2-3	10	0	6	0	2	0	0	0	26
Ray Turner, F	2-7	0-0	1-2	6	3	5	0	3	0	1	1	18
J'Mychal Reese,G	2-6	1-3	2-2	1	1	7	2	2	0	2	0	32
Alex Caruso, G	6-11	0-3	2-4	4	3	14	8	1	1	3	3	37
Elston Turner, G	6-12	4-9	5-5	1	22	1	0	1	0	1	0	34
Andrew Young	3-4	0-0	0-0	1	0	6	1	0	0	0	0	13
Blake McDonald	0-0	0-0	0-0	0	0	0	1	0	0	0	0	8
Jordan Green	0-3	0-3	0-0	2	1	0	0	1	0	0	0	11
Jarod Jahns	1-2	0-1	4-4	4	3	6	1	1	1	0	0	21
Team	5											
Totals	22-50	5-19	16-20	34	13	65	13	11	2	7	200	

FG%: 1st Half 11-30 .367, 2nd Half 11-20 .550, Game 22-50 .440;
 3FG%: 1st Half 4-13 .308, 2nd Half 1-6 .167, Game 5-19 .263;
 FT%: 1st Half 3-6 .500, 2nd Half 13-14 .929, Game 16-20 .800;
 Deadball Rebounds: 2.

Auburn	FG	3FG	FT	R	F	T	P	A	T	B	S	M
Allen Payne, F	4-7	1-3	2-2	2	3	11	0	3	0	0	0	26
Rob Chubb, C	3-8	0-0	3-4	3	2	9	1	0	3	0	0	27
Shaq Johnson, G	3-8	1-3	0-2	6	3	7	1	0	0	0	0	25
Josh Wallace, G	1-3	0-1	0-0	3	1	2	2	2	0	0	0	23
Frankie Sullivan,G	2-9	1-8	2-2	3	2	7	6	3	0	0	0	28
Asaunh Dixon-Tatum	1-3	0-0	0-0	4	2	2	0	0	1	0	0	15
Chris Denson	4-7	0-1	1-2	1	3	9	1	1	0	1	0	23
Jordan Price	3-6	2-5	1-2	1	2	9	0	0	0	0	0	15
Brian Greene Jr.	0-5	0-2	0-0	0	1	0	0	0	0	1	0	6
Jordan Granger	0-0	0-0	0-0	2	0	0	0	0	0	0	0	6
Noel Johnson	0-0	0-0	0-0	2	0	0	0	1	0	0	0	6
Team	5											
Totals	21-56	5-23	9-14	32	19	56	11	10	4	2	200	

FG%: 1st Half 13-26 .500, 2nd Half 8-30 .267, Game 21-56 .375;
 3FG%: 1st Half 3-10 .300, 2nd Half 2-13 .154, Game 5-23 .217;
 FT%: 1st Half 2-6 .333, 2nd Half 7-8 .875, Game 9-14 .643;
 Deadball Rebounds: 4.

SCORE BY PERIODS	1	2	F
Texas A&M (16-10, 6-7)	29	36	-- 65
Auburn (9-17, 3-10)	31	25	-- 56

OFFICIALS--Joe Lindsay, Ted Valentine, James Barker
 TECHNICAL FOULS--None
 ATTENDANCE--5,322

• Game 27 •
Ole Miss 88, Auburn 55
February 23, 2013
C.M. "Tad" Smith Coliseum • Oxford, Miss.

Marshall Henderson came off the bench for the first time this season and scored 19 of his game-high 28 points in the first half with a school record-tying eight 3-pointers to lead Ole Miss to an 88-55 victory over Auburn in Tad Smith Coliseum. Shaquille Johnson scored a career-high 18 points to lead the Tigers. Henderson hit his first two 3-pointers to spark Ole Miss to a 15-6 lead just over five minutes into the game. The Tigers used a 6-1 run to get to within 16-12 after an Allen Payne steal and layin with 10:22 left. The Rebels scored 12 straight points to extend the lead to 28-15 on a Henderson's third trey at 6:14 and Henderson's fourth trey helped extend the lead to 35-18. Henderson's fifth trey of the half put Ole Miss up 44-25 as he finished with 19 first half points. The Rebels led 44-27 at the half. Ole Miss extended its lead to 60-36 just over 13 minutes to go and coasted from there. The lead grew to 68-38 with 9:40 left and then 84-52 on Henderson's school record tying eighth trey with 3:35 to go. Allen Payne added nine points, seven rebounds, two assists and two steals for the Tigers while Frankie Sullivan had nine points and three assists. Ole Miss outshot Auburn 54 percent to 39.3 percent from the floor and 13-of-25 (.520) to 3-of-18 (.167) from 3-point range. The Rebels were 21-of-26 from the foul line while the Tigers were 8-of-12 and outrebounded Auburn 38-22.

Auburn	FG	3FG	FT	R	F	T	P	A	T	B	S	M
Allen Payne, F	4-8	0-2	1-1	7	2	9	2	2	0	2	2	27
A. Dixon-Tatum,C	0-3	0-0	0-0	1	3	0	0	0	0	0	0	27
Shaq Johnson, G	7-11	0-3	4-6	4	18	2	0	0	1	3	3	33
Josh Wallace, G	0-1	0-1	0-2	0	5	0	1	2	0	2	0	20
Frankie Sullivan,G	4-9	1-3	0-0	1	0	9	3	3	0	0	0	30
Chris Denson	0-1	0-0	0-0	0	0	0	0	0	0	0	0	3
Jordan Price	0-5	0-3	2-2	2	1	2	2	1	0	1	0	16
Brian Greene Jr.	3-7	2-4	0-0	1	2	8	0	1	0	1	0	17
Jordan Granger	1-1	0-0	0-0	0	2	0	0	0	0	0	0	4
Noel Johnson	0-4	0-2	0-0	0	3	0	0	1	0	0	0	13
Rob Chubb	3-6	0-0	1-1	4	3	7	1	1	0	1	0	28
Team	2											
Totals	22-56	3-18	8-12	22	20	55	11	11	0	8	200	

FG%: 1st Half 11-26 .423, 2nd Half 11-30 .367, Game 22-56 .393;
 3FG%: 1st Half 1-11 .091, 2nd Half 2-7 .286, Game 3-18 .167;
 FT%: 1st Half 4-7 .571, 2nd Half 4-5 .800, Game 8-12 .667;
 Deadball Rebounds: 3.

Ole Miss	FG	3FG	FT	R	F	T	P	A	T	B	S	M
Reginald Buckner,F	3-4	0-0	2-4	4	1	8	1	1	2	1	2	32
Murphy Holloway,F	4-9	0-0	2-2	10	2	10	1	2	1	0	0	20
LaDarius White,G	5-10	1-5	2-2	6	13	3	1	1	3	2	2	22
Nick Williams, G	1-3	0-2	0-0	2	1	2	1	0	0	0	0	21
Jarvis Summers,G	2-3	2-3	3-4	1	2	9	6	3	0	0	0	25
Martavious Newby	0-1	0-0	1-2	1	0	1	0	0	1	0	1	9
Derrick Millinghaus	3-5	2-2	6-6	3	24	2	0	0	0	0	0	15
Cade Peepor	0-0	0-0	0-0	0	0	0	0	0	1	0	0	1
Anthony Perez	0-1	0-1	0-0	2	2	0	0	3	0	1	0	12
Marshall Henderson	8-13	8-12	4-4	3	18	2	1	0	2	26	0	26
Will Norman	0-0	0-0	0-0	0	0	0	0	0	0	0	0	2
Terry Brutus	1-1	0-0	1-2	6	0	3	2	1	0	1	0	15
Team	0											
Totals	27-50	13-25	21-26	38	12	88	18	14	4	9	200	

FG%: 1st Half 12-24 .500, 2nd Half 15-26 .577, Game 27-50 .540;
 3FG%: 1st Half 7-14 .500, 2nd Half 6-11 .545, Game 13-25 .520;
 FT%: 1st Half 13-16 .813, 2nd Half 8-10 .800, Game 21-26 .808;
 Deadball Rebounds: 3.

SCORE BY PERIODS	1	2	F
Auburn (9-18, 3-11)	27	28	-- 55
Ole Miss (20-7, 9-5)	44	44	-- 88

OFFICIALS--Karl Hess, Lee Cassell, John Heatly
 TECHNICAL FOULS--None
 ATTENDANCE--7,275

• Game 28 •
Alabama 61, Auburn 43
February 26, 2013
Coleman Coliseum • Tuscaloosa, Ala.

Trevor Releford scored a game-high 21 points on 4-of-9 three-pointers and Nick Jacobs added 10 points and 10 rebounds to lead Alabama to a 61-43 victory over Auburn in Coleman Coliseum. Rob Chubb scored 13 points to lead the Tigers. Alabama bridged both halves with a 17-6 run to take a 32-19 lead with 16:35 remaining, and the Crimson Tide extended it to 48-27 on Releford's fourth trey of the game with 10:50 left. Chubb scored the game's first basket and then Alabama reeled off nine straight points to take a 9-2 lead four minutes into the game. The Tigers answered with a 9-2 run to cut the lead to 15-13 with 6:20 left. Auburn held Alabama scoreless for 7:29 to stay in the game before Releford's 3-pointer with 2:37 left in the half. The Tide scored six straight points and led 23-16 at the half as Chubb scored nine points on 4-of-6 field goals while the rest of the Tigers combined for seven points on 2-of-22 shots from the floor. Alabama outshot Auburn 39.3 percent to 30.0 percent from the floor. The Crimson Tide was 5-of-24 (.208) from 3-point range while the Tigers were 2-of-15 (.133). Alabama outrebounded Auburn 41-31. Chubb was 6-of-11 from the floor while the rest of the Tigers were 9-of-39 (.231).

Auburn	FG	3FG	FT	R	F	T	P	A	T	B	S	M
Allen Payne, F	1-5	0-1	0-0	6	3	2	4	2	0	1	2	24
Rob Chubb, C	6-11	0-0	1-1	4	1	13	1	0	2	0	0	26
Shaq Johnson, G	2-5	0-2	2-3	1	2	6	1	3	0	0	0	26
Josh Wallace, G	0-2	0-0	0-0	1	3	0	0	0	0	0	0	18
Frankie Sullivan,G	1-9	1-7	3-4	5	2	6	1	3	0	2	2	27
Asaunh Dixon-Tatum	1-2	0-0	3-4	2	1	5	0	0	3	1	0	12
Chris Denson	0-5	0-0	2-2	4	0	2	1	2	0	2	0	26
Jordan Price	1-3	0-1	0-0	3	2	2	0	3	0	0	0	11
Brian Greene Jr.	1-3	1-1	0-0	0	1	3	2	0	0	0	0	14
Jordan Granger	0-0	0-0	0-0	1	0	0	0	1	0	0	0	4
Noel Johnson	2-5	0-3	0-0	2	3	4	1	1	0	0	0	12
Team	7											
Totals	15-50	2-15	11-14	31	19	43	11	15	5	6	200	

FG%: 1st Half 6-28 .214, 2nd Half 9-22 .409, Game 15-50 .300;
 3FG%: 1st Half 1-10 .100, 2nd Half 1-5 .200, Game 2-15 .133;
 FT%: 1st Half 3-3 1.000, 2nd Half 8-11 .727, Game 11-14 .786;
 Deadball Rebounds: 1.

Alabama	FG	3FG	FT	R	F	T	P	A	T	B	S	M
Moussa Gueye, C	0-0	0-0	0-0	3	2	0	1	0	0	0	0	14
Trevor Lacey, G	3-11	1-7	5-6	3	3	12	2	0	1	3	25	
Trevor Releford,G	7-13	4-9	3-4	3	0	21	2	2	0	2	32	
Levi Randolph, G	3-7	0-3	0-0	4	1	6	2	1	0	0	0	28
Rodney Cooper, G	1-5	0-0	0-1	6	2	2	1	1	0	1	0	27
Julian Goode	0-0	0-0	0-0	1	0	0	0	0	0	0	0	1
Nick Jacobs	5-7	0-0	0-0	10	4	10	0	1	2	1	25	
Andrew Steele	0-1	0-1	0-0	1	1	0	2	1	0	0	0	11
Devonta Pollard	0-3	0-0	0-0	2	1	0	1	1	1	0	0	13
Keon Blackledge	0-1	0-1	0-0	0	0	0	0	0	0	0	0	1
Retin Obasohan	3-8	0-3	4-5	4	10	2	1	0	1	0	1	21
Isiah Wilson	0-0	0-0	0-0	0	0	0	0	0	0	0	0	1
Dakota Slaughter	0-0	0-0	0-0	0	0	0	0	0	0	0	0	1
Team	3											
Totals	22-56	5-24	12-16	41	16	61	13	11	4	8	200	

FG%: 1st Half 9-28 .321, 2nd Half 13-28 .464, Game 22-56 .393;
 3FG%: 1



• Game 29 •

Vanderbilt 62, Auburn 55

March 2, 2013

Auburn Arena • Auburn, Ala.

Kedren Johnson scored 16 points to lead Vanderbilt to a 62-55 victory over Auburn in Auburn Arena. Chris Denson led the Tigers with 16 points. Auburn shot 35.7 percent from the field, including 25.9 percent in the first half. Vanderbilt used a 20-1 run over both halves as Auburn went 13:34 without a basket to take a 31-17 lead with 16:39 remaining. Auburn used a 14-4 run to close to within 35-31 with 11:55 left and got it to four two other times but never could get closer. The Commodores, who ranked last in the SEC in free throw percentage at 62.3 percent, hit 11-of-13 free throws in the final 3:47 to keep the Tigers at bay. Auburn got off to a quick start and led 12-5 almost eight minutes into the game and had a 16-11 edge with 9:52 left, but that is when the long scoring drought began. Vanderbilt took its first lead at 17-16 and took the lead for good at 20-17 on a Kevin Bright 3-pointer. Vanderbilt closed the half on a 15-1 run over the last 9:52 to take a 26-17 halftime lead. The Commodores only shot 32.7 percent from the floor, but were 10-of-26 (.385) from 3-point range.

Vanderbilt	FG	3FG	FT	R	F TP	A	T	B	S	M	
Rod Odum, F	3-11	1-6	0-0	7	4	7	0	2	2	1	33
Josh Henderson, F	3-4	0-1	5-7	4	3	11	0	2	0	1	32
Kedren Johnson, G	2-11	2-4	10-15	5	2	16	8	1	0	0	35
Kevin Bright, G	4-5	4-5	2-6	8	3	14	0	2	0	0	33
Dai-Jon Parker, G	2-8	2-4	2-2	4	3	8	1	2	0	0	31
Kyle Fuller	1-5	0-2	1-1	2	2	3	2	0	0	0	17
Sheldon Jeter	0-3	0-2	0-0	2	1	0	0	0	0	0	11
Shelby Moats	1-2	1-2	0-0	3	2	3	1	0	0	0	8
Team	4										
Totals	16-49	10-26	20-31	39	20	62	12	9	2	2	200

FG%: 1st Half 8-24 .333, 2nd Half 8-25 .320, Game 16-49 .327;
 3FG%: 1st Half 5-14 .357, 2nd Half 5-12 .417, Game 10-26 .385;
 FT%: 1st Half 5-12 .417, 2nd Half 15-19 .789, Game 20-31 .645;
 Deadball Rebounds: 6.

Auburn	FG	3FG	FT	R	F TP	A	T	B	S	M	
Allen Payne, F	2-6	0-2	2-4	6	3	6	1	2	0	1	27
Rob Chubb, C	2-8	0-0	1-1	6	4	5	1	1	3	1	28
Shaq Johnson, G	2-2	0-0	0-0	4	3	4	0	1	0	0	17
Josh Wallace, G	4-7	0-0	0-2	3	5	8	1	0	0	0	24
Frankie Sullivan, G	2-9	1-6	2-2	3	4	7	3	3	0	0	26
Asaahn Dixon-Tatum	1-3	0-0	0-1	3	0	2	0	0	2	0	11
Chris Denson	5-12	1-4	5-7	4	3	16	2	0	0	2	30
Jordan Price	2-6	1-3	2-2	2	3	7	2	0	0	0	16
Brian Greene Jr.	0-1	0-1	0-0	2	0	0	0	0	0	0	9
Noel Johnson	0-2	0-2	0-0	2	0	0	0	1	0	0	12
Team	3										
Totals	20-56	3-18	12-19	36	27	55	10	8	5	4	200

FG%: 1st Half 7-27 .259, 2nd Half 13-29 .448, Game 20-56 .357;
 3FG%: 1st Half 1-9 .111, 2nd Half 2-9 .222, Game 3-18 .167;
 FT%: 1st Half 2-4 .500, 2nd Half 10-15 .667, Game 12-19 .632;
 Deadball Rebounds: 6.

SCORE BY PERIODS	1	2	F	
Vanderbilt (13-15, 7-9)	26	36	--	62
Auburn (9-20, 3-13)	17	38	--	55

OFFICIALS--Joe Lindsay, Pat Adams, Chuck Jones
 TECHNICAL FOULS--Allen Payne, AU (7:52, 2nd)
 ATTENDANCE--7,295

• Game 30 •

Tennessee 82, Auburn 75

March 6, 2013

Auburn Arena • Auburn, Ala.

Frankie Sullivan scored 24 points on Senior Night, including 17 in the second half, but Auburn fell to Tennessee 82-75 in Auburn Arena. Senior Josh Wallace added a season-high 14 points with four assists. With Auburn leading 60-59 with 9:31 left, Tennessee used a 14-2 run to take a 73-62 lead, capped by a Jordan McRae trey with less than five minutes left. Tennessee led by as much as 77-64 with 3:27 to go. Auburn drew to within 78-72 with 90 seconds to go on back-to-back 3s by Noel Johnson after Sullivan fouled out with 2:22 left. Noel Johnson hit his third trey in less than two minutes to make it 80-75 with six seconds left. Senior walk-on Dylan Spencer scored the first points for Auburn, sinking his first 3-point attempt for the first points of his career. Jordan Price's second 3-pointer of the night cut the UT lead to 19-15 at 10:46, and Sullivan sliced the deficit to 22-20 on his first 3. The Tigers took their first lead at 27-26, and Brian Greene, Jr. stretched Auburn's 8-0 run with a fast break layup and a 35-30 lead before Auburn held a 35-32 halftime lead. Tennessee used a 12-3 run to take a 50-47 lead with 14:13 to go. Sullivan went on a personal 8-2 run with back-to-back three-point plays to give the Tigers a 55-52 lead with 12:23 left. Auburn committed 16 turnovers as the Vols had 22 points off turnovers. Trae Golden and McRae each scored 21 points to lead the Volunteers. Jarnell Stokes added a double-double with 11 points and 12 rebounds. Auburn outshot Tennessee 50.9 percent to 42.9 percent but the Vols went 27-of-38 from the foul line to the Tigers' 10-of-12.

Tennessee	FG	3FG	FT	R	F TP	A	T	B	S	M	
Jarnell Stokes, F	5-10	0-0	1-10	12	1	11	0	0	0	1	24
Josh Richardson, G	2-5	1-1	4-4	3	3	9	3	0	0	2	27
Armani Moore, G	2-4	1-2	2-2	3	2	7	0	1	0	1	19
Trae Golden, G	6-12	2-5	7-7	2	2	21	6	1	0	0	36
Jordan McRae, G	5-16	2-6	9-11	7	3	21	3	3	2	0	38
Skyler McRae	1-6	1-6	2-2	0	1	5	0	3	0	2	28
Kenny Hall	3-3	0-0	2-2	5	3	8	0	0	0	1	24
Brandon Lopez	0-0	0-0	0-0	1	0	0	0	0	0	0	0+
Quinton Chievous	0-0	0-0	0-0	0	0	0	1	0	0	0	4
Team	1										
Totals	24-56	7-20	27-38	33	16	82	13	8	2	7	200

FG%: 1st Half 11-29 .379, 2nd Half 13-27 .481, Game 24-56 .429;
 3FG%: 1st Half 4-10 .400, 2nd Half 3-10 .300, Game 7-20 .350;
 FT%: 1st Half 6-14 .429, 2nd Half 21-24 .875, Game 27-38 .711;
 Deadball Rebounds: 6.

Auburn	FG	3FG	FT	R	F TP	A	T	B	S	M	
Noel Johnson, F	3-8	3-8	0-0	2	2	9	2	1	0	1	27
Rob Chubb, C	3-5	0-0	0-0	7	3	6	1	0	2	0	25
Dylan Spencer, G	1-2	1-2	0-0	0	0	3	0	1	0	0	4
Josh Wallace, G	5-7	0-0	4-4	1	5	14	4	2	0	1	33
Frankie Sullivan, G	9-20	2-9	4-4	3	5	24	2	7	2	0	33
Asaahn Dixon-Tatum	2-2	0-0	1-2	3	2	5	0	1	2	0	16
Allen Payne	1-3	0-2	1-2	2	4	3	2	1	0	0	17
Shaquille Johnson	0-2	0-2	0-0	2	3	0	1	2	0	2	19
Jordan Price	3-3	3-3	0-0	4	3	9	1	1	0	1	18
Brian Greene Jr.	1-3	0-0	0-0	2	0	2	1	0	0	0	8
Team	4										
Totals	28-55	9-26	10-12	30	27	75	14	16	6	5	200

FG%: 1st Half 13-28 .464, 2nd Half 15-27 .556, Game 28-55 .509;
 3FG%: 1st Half 4-13 .308, 2nd Half 5-13 .385, Game 9-26 .346;
 FT%: 1st Half 5-6 .833, 2nd Half 5-6 .833, Game 10-12 .833;
 Deadball Rebounds: 3.

SCORE BY PERIODS	1	2	F	
Tennessee (18-11, 10-7)	32	50	--	82
Auburn (9-21, 3-14)	35	40	--	75

OFFICIALS--Antinio Petty, Mike Kitts, Patrick Evans
 TECHNICAL FOULS--None
 ATTENDANCE--5,420

• Game 31 •

Mississippi State 74, Auburn 71 (ot)

March 9, 2013

Humphrey Coliseum • Starkville, Miss.

Chris Denson had career-highs of both 24 points and nine rebounds while Rob Chubb added a season-high 18 points with 7 boards as Auburn lost a 74-71 overtime heartbreaker in Humphrey Coliseum. Denson missed a runner from the right baseline for the win in regulation, and Frankie Sullivan's game-tying 3-point attempt in overtime missed with :06 remaining. Fred Thomas' 3-pointer gave the Bulldogs a 71-69 lead with 2:14 left in the extra period. Payne's layup tied it at 71 with an assist from Denson on the back door play with 53.9 seconds to go. Chubb fouled out with :34 left, and Craig Sword gave State the lead for good at 73-71 on a pair of foul shots. Denson's runner on the other end missed from the left baseline, and then Roquez Johnson split a pair of foul shots with :20 left for the final margin. After an Auburn time out with 11.8 seconds left, Sullivan's 3-point attempt missed with :06 to go to seal it for State. Allen Payne, who finished with 9 points and a season-high 8 rebounds, drilled a 3-pointer to open the scoring, but State scored nine straight points and had a 12-2 run to take a 12-5 lead on Colin Borchert's second trey in the early going. Shaquille Johnson's alley-oop slam and then a Chubb hook ended a 10-2 Auburn run as the Tigers regained the lead at 15-14 with 8:46 left. The Tigers extended their 17-4 run over seven minutes to lead 22-16 with 4:50 to go, but the Bulldogs ended the half on an 8-2 run to tie it at 24. Auburn opened the second half by scoring the first four points, but State answered with a 13-6 run to take a 37-34 lead four minutes in. The Tigers scored 5 points in a second span with Denson's conventional 3-point play, State throwing away the in-bounds pass and then Chubb's layup regained the lead for Auburn at 41-40 with 13:59 remaining. Sullivan's 3-pointer and Denson's circus and-one gave Auburn a 54-51 lead with 8:58 left. The game continued to go back and forth as it finished with 17 lead changes and 14 ties. Another Denson conventional 3-point play gave Auburn a 63-62 lead with 2:13 to play as he scored 14 of the Tigers' 19 points. Sullivan gave Auburn a 65-62 lead with :28 left, but Borchert drained a 25-foot 3-pointer to tie it at 65 with 17.5 seconds left. Denson's runner from the right baseline fell just short on the final possession of regulation. Borchert's double-double with 20 points and 13 rebounds led State.

Auburn	FG	3FG	FT	R	F TP	A	T	B	S	M	
Allen Payne, F	4-8	1-3	0-0	8	2	9	1	3	1	2	33
Rob Chubb, C	7-12	0-0	4-4	7	5	18	0	2	0	1	34
Jordan Price, G	1-4	0-2	0-0	2	3	2	1	0	0	0	19
Josh Wallace, G	1-4	0-0	0-0	3	3	2	2	2	0	1	37
Frankie Sullivan, G	4-14	2-8	2-3	3	12	4	3	0	2	0	30
Asaahn Dixon-Tatum	0-3	0-0	0-0	4	2	0	0	1	2	1	11
Chris Denson	9-18	0-1	6-8	9	2	24	3	1	0	2	35
Shaquille Johnson	2-3	0-1	0-0	2	0	4	0	0	0	0	9
Brian Greene Jr.	0-0	0-0	0-0	2	1	0	2	1	0	0	68
Noel Johnson	0-2	0-2	0-0	1	1	0	0	1	0	2	11
Team	1										
Totals	28-68	3-17	12-15	42	22	71	13	14	3	11	225

FG%: 1st Half 11-30 .367, 2nd Half 15-29 .517, OT 2-9 .222, Game 28-68 .412;
 3FG%: 1st Half 1-9 .111, 2nd Half 2-6 .333, OT 0-2 .000, Game 3-17 .176;
 FT%: 1st Half 1-2 .500, 2nd Half 9-11 .818, OT 2-2 1.000, Game 12-15 .800;
 Deadball Rebounds: 0.

Mississippi State	FG	3FG	FT	R	F TP	A	T	B	S	M	
Colin Borchert, F	7-11	4-6	2-4	13	4	20	0	1	2	0	36
Gavin Ware, F	1-6	0-0	1-2	7	4	3	0	1	0	0	26
Fred Thomas, G	3-8	2-5	2-2	4	3	10	1	0	0	1	35
Trivante Bloodman, G	2-6	0-1	2-4	3	3	6	2	3	0	1	39
Craig Sword, G	7-17	0-1	5-9	5	1	19	6	3	2	2	37
Baxter Price	0-0	0-0	0-0	0	0	0	0	2	0	0	2
Tyson Cunningham	2-4	2-4	0-0	4	1	6	3	3	0	2	21
Roquez Johnson	3-10	0-0	4-8	5	2	10	1	2	3	2	28
Team	5										
Totals	25-62	8-17	16-29	46	18	74	13	17	7	8	225

FG%: 1st Half 10-27 .370, 2nd Half 13-32 .406, OT 2-3 .667, Game 25-62 .403;
 3FG%: 1st Half 2-7 .286, 2nd Half 5-9 .556, OT 1-1 1.000, Game 8-17 .471;
 FT%: 1st Half 2-6 .333, 2nd Half 10-17 .588, OT 4-6 .667, Game 16-29 .552;
 Deadball Rebounds: 5.

SCORE BY PERIODS	1	2	OT	F	
Auburn (9-22, 3-15)	24	41	6	--	71
Mississippi St. (9-21, 4-14)	24	41	9	--	74

OFFICIALS--Mike Thibodeaux, John Hampton, Brian Shey
 TECHNICAL FOULS--None
 ATTENDANCE--6,250 (paid); 3,784 (actual)



• Game 32 •
Texas A&M 71, Auburn 62
March 13, 2013 • SEC Tournament
Bridgestone Arena • Nashville, Tenn.

Down by 3 with seven minutes left, Texas A&M bounced Auburn out of the SEC Tournament with a 71-62 first-round victory late into a Wednesday night in Bridgestone Arena. Auburn ended its season with a 9-23 record after a game of hot streaks, cold stretches and a comeback that saw the Tigers tied with 11 minutes remaining, within 3 four minutes later and still within striking range down 58-53 with 2 minutes left and again at 62-57 with 54 seconds remaining. It was a 4-point deficit with 33 seconds left. Frankie Sullivan finished his Auburn career with a team-high 19 points and finishing eighth on the Tigers' all-time scoring list with 1,556 points. Texas A&M improved to 18-14 and advanced to a Thursday tournament game against Missouri, which received a first-round bye. The Tigers headed home, finishing the regular season with an overtime loss -- their third in the season -- and following that with the loss to A&M. Texas A&M outrebounded Auburn 18-9 in the first half and 36-24 for the game. The Tigers had only four offensive rebounds. The game started with promise for the Tigers. Auburn scored 13 points in the first four minutes. But Texas A&M was with the Tigers every step of the way, tying the score within a minute and scoring 14 straight as Auburn lost its outside shot. A late Auburn surge cut A&M's halftime advantage to 34-27. The Tigers opened the second half with another nice run, stretching their hot streak into a 13-2 run to cut A&M's lead to 36-34. A minute later, the Aggies were up 41-34.

Auburn	FG	3FG	FT	R	F	T	A	T	B	S	M
Payne, Allen, F	2-4	1-2	0-0	1	3	5	1	1	0	0	17
Chubb, Rob, F	1-5	0-0	0-0	3	3	2	1	3	3	0	21
Price, Jordan, G	2-4	1-2	0-0	1	1	5	1	1	0	1	15
Wallace, Josh, G	4-5	0-1	0-0	4	3	8	4	1	0	2	33
Sullivan, Frankie, G	4-11	3-8	8-9	1	3	19	2	3	0	0	34
Dixon-Tatum, Asauhn	2-4	0-0	1-2	6	2	5	0	1	4	0	19
Denson, Chris	4-9	0-2	7-9	1	4	15	1	0	0	2	27
Johnson, Shaquille	0-1	0-0	0-0	3	2	0	0	1	0	0	7
Greene Jr., Brian	0-0	0-0	0-0	0	0	0	0	0	0	0	3
Johnson, Noel	1-7	1-6	0-0	1	1	3	1	0	1	0	24
TEAM	3										
Totals	20-50	6-21	16-20	24	22	62	11	11	8	5	200

FG%: 1st Half 10-22 .455, 2nd Half 10-28 .357, Game 20-50 .400;
 3FG%: 1st Half 3-10 .300, 2nd Half 3-11 .273, Game 6-21 .286;
 FT%: 1st Half 4-6 .667, 2nd Half 12-14 .857, Game 16-20 .800;
 Deadball Rebounds: 3.

Texas A&M	FG	3FG	FT	R	F	T	A	T	B	S	M
Roberson, Kourtney, F5-7	0-0	1-2	7	2	11	1	3	2	0	0	29
Turner, Ray, F	2-5	0-0	1-1	2	3	5	0	1	2	0	15
Harris, Fabyon, G	2-6	2-3	5-6	6	2	11	1	0	0	0	33
Caruso, Alex, G	4-8	2-4	4-6	4	3	14	6	3	0	0	30
Turner, Elston, G	6-15	2-7	8-8	2	2	22	1	2	0	0	35
Young, Andrew	2-5	0-0	0-1	5	1	4	1	0	0	0	13
Reese, J'Mychal	0-1	0-1	0-0	2	2	0	0	0	0	0	8
Green, Jordan	1-2	0-1	2-2	1	0	4	1	1	0	1	13
Jahns, Jarod	0-0	0-0	0-0	2	3	0	1	0	0	1	24
TEAM	5										
Totals	22-49	6-16	21-26	36	18	71	12	10	4	2	200

FG%: 1st Half 12-26 .462, 2nd Half 10-23 .435, Game 22-49 .449;
 3FG%: 1st Half 4-9 .444, 2nd Half 2-7 .286, Game 6-16 .375;
 FT%: 1st Half 6-8 .750, 2nd Half 15-18 .833, Game 21-26 .808;
 Deadball Rebounds: 3.

SCORE BY PERIODS	1	2	F
Auburn (9-23)	27	35	-- 62
Texas A&M (18-14)	34	37	-- 71

OFFICIALS--Tony Greene, Joe Lindsay, Anthony Jordan
 TECHNICAL FOULS--None
 ATTENDANCE--7,879

2012-13 STARTING LINEUPS

Date	Opponent	W-L	Forward	Forward/Guard	Center	Guard	Guard
11-9	IPFW	W	Payne	N. Johnson	Chubb	Wallace	Sullivan
11-15	(1) Murray State	L	Payne	Adamu	Chubb	Wallace	Sullivan
11-16	(1)at Col. of Chas.	W	Payne	S. Johnson (g)	Chubb	Price	Sullivan
11-18	(1) Dayton	L	Payne	S. Johnson (g)	Chubb	Price	Sullivan
11-21	(2) at Boston College	L	Adamu	S. Johnson (g)	Chubb	Greene Jr.	Sullivan
11-25	Rhode Island	L	Payne	N. Johnson	Chubb	Greene Jr.	Sullivan
11-30	(3) DePaul	L	Payne	N. Johnson	Chubb	Price	Sullivan
12-11	Grambling State	W	Payne	S. Johnson (g)	Chubb	Denson	Sullivan
12-15	Furman	W	Payne	S. Johnson (g)	Chubb	Denson	Sullivan
12-18	Tennessee Tech	W	Payne	S. Johnson (g)	Chubb	Denson	Sullivan
12-22	Winthrop	L	Payne	S. Johnson (g)	Chubb	Denson	Sullivan
12-29	(4) Illinois (#12)	L	Payne	S. Johnson (g)	Chubb	Denson	Sullivan
1-2	Florida State	W	Payne	S. Johnson (g)	Chubb	Wallace	Sullivan
1-9	LSU	W	Payne	S. Johnson (g)	Chubb	Wallace	Sullivan
1-12	at South Carolina	W	Payne	S. Johnson (g)	Chubb	Wallace	Sullivan
1-16	at Arkansas (2ot)	L	Payne	S. Johnson (g)	Chubb	Wallace	Sullivan
1-19	Kentucky	L	Payne	N. Johnson	Chubb	Wallace	Sullivan
1-23	at Vanderbilt	L	Payne	S. Johnson (g)	Chubb	Wallace	Sullivan
1-26	Ole Miss (#23)	L	Payne	S. Johnson (g)	Chubb	Wallace	Sullivan
1-30	at Georgia	L	Payne	S. Johnson (g)	Chubb	Denson	Sullivan
2-2	at Missouri (#17)	L	Payne	S. Johnson (g)	Chubb	Denson	Sullivan
2-6	Alabama	W	Payne	Granger	Chubb	Wallace	Sullivan
2-9	at Kentucky	L	Payne	Granger	Chubb	Wallace	Sullivan
2-13	Arkansas	L	Payne	Granger	Chubb	Denson	Wallace
2-16	Florida (#7)	L	Payne	S. Johnson (g)	Chubb	Denson	Wallace
2-20	Texas A&M	L	Payne	S. Johnson (g)	Chubb	Wallace	Sullivan
2-23	at Ole Miss	L	Payne	S. Johnson (g)	Dixon-Tatum	Wallace	Sullivan
2-26	at Alabama	L	Payne	S. Johnson (g)	Chubb	Wallace	Sullivan
3-2	Vanderbilt	L	Payne	S. Johnson (g)	Chubb	Wallace	Sullivan
3-6	Tennessee	L	N. Johnson	Spencer (g)	Chubb	Wallace	Sullivan
3-9	at Miss. State	L	Payne	Price (g)	Chubb	Wallace	Sullivan
3-13	(5) Texas A&M	L	Payne	Price (g)	Chubb	Wallace	Sullivan

(1) Charleston Classic (Charleston, SC • TD Arena); (2) Charleston Classic Finale (Chesnut Hill, MA • Conte Forum); (3) SEC-Big East Challenge (Auburn, AL • Auburn Arena); (4) Chicago, IL (United Center); (5) SEC Tournament (Nashville, TN • Bridgestone Arena)

STARTING LINEUPS

(Payne, Granger, Chubb, Wallace, Sullivan)	1-1 (.500)
(Payne, N. Johnson, Chubb, Wallace, Sullivan)	1-1 (.500)
(Payne, S. Johnson, Chubb, Price, Sullivan)	1-1 (.500)
(Payne, Chubb, Denson, S. Johnson, Sullivan)	3-4 (.429)
(Payne, Chubb, S. Johnson, Wallace, Sullivan)	3-6 (.333)
(Payne, Chubb, Price, Wallace, Sullivan)	0-2 (.000)
(Payne, Dixon-Tatum, S. Johnson, Wallace, Sullivan)	0-1 (.000)
(Payne, Chubb, S. Johnson, Denson, Wallace)	0-1 (.000)
(Payne, Granger, Chubb, Denson, Wallace)	0-1 (.000)
(Payne, N. Johnson, Chubb, Price, Sullivan)	0-1 (.000)
(Payne, N. Johnson, Chubb, Greene Jr., Sullivan)	0-1 (.000)
(Payne, Adamu, Chubb, Wallace, Sullivan)	0-1 (.000)
(Adamu, Chubb, S. Johnson, Greene Jr., Sullivan)	0-1 (.000)
(N. Johnson, Chubb, Spencer, Wallace, Sullivan)	0-1 (.000)

AUBURN'S RECORD WHEN STARTS

Shaquille Johnson	7-14 (.333)
Chris Denson	3-6 (.333)
Jordan Granger	1-2 (.333)
Frankie Sullivan	9-21 (.300)
Allen Payne	9-21 (.300)
Rob Chubb	9-22 (.290)
Josh Wallace	5-15 (.250)
Jordan Price	1-4 (.200)
Noel Johnson	1-4 (.200)
Asauhn Dixon-Tatum	0-1 (.000)
Dylan Spencer	0-1 (.000)
Shareif Adamu	0-2 (.000)
Brian Greene Jr.	0-2 (.000)

MARGIN OF VICTORY/DEFEAT

	1	2	3	4	5	6	7	8	9	10-15	16-19	20-24	25-29	30+
Wins			1	1	1	1				3	1			1
Losses	1	3	1	1		1	3	3	2	4	1	2		2



FINAL 2012-13 SEC STANDINGS

	SEC	PCT.	ALL	PCT.	POSTSEASON		SEC	PCT.	ALL	PCT.	POSTSEASON
Florida^	14-4	.778	29-8	.780	NCAA	Georgia	9-9	.500	15-17	.469	
Kentucky	12-6	.667	21-12	.636	NIT	LSU	9-9	.500	19-12	.613	
Ole Miss%	12-6	.667	27-9	.750	NCAA	Vanderbilt	8-10	.444	16-17	.485	
Alabama	12-6	.667	23-13	.639	NIT	Texas A&M	7-11	.389	18-15	.545	
Tennessee	11-7	.611	20-13	.606	NIT	South Carolina	4-14	.222	14-18	.438	
Missouri	11-7	.611	23-11	.676	NCAA	Mississippi State	4-14	.222	10-22	.313	
Arkansas	10-8	.556	19-13	.594		Auburn	3-15	.167	9-23	.281	

^-SEC Champion; %-SEC Tournament Champion

Team Statistics

SCORING OFFENSE

TEAM	G	PTS	AVG
1. Ole Miss	36	2779	77.2
2. Missouri	34	2588	76.1
3. Arkansas	32	2358	73.7
4. Kentucky	33	2396	72.6
5. Florida	37	2642	71.4
6. LSU	31	2194	70.8
7. Tennessee	33	2189	66.3
8. South Carolina	32	2115	66.1
9. Auburn	32	2074	64.8
10. Texas A&M	33	2103	63.7
11. Alabama	36	2268	63.0
12. Georgia	32	1946	60.8
13. Mississippi State	32	1940	60.6
14. Vanderbilt	33	1991	60.3

3-POINT FG PERCENTAGE

TEAM	3FGM	3FGA	PCT
1. Florida	300	794	.378
2. Georgia	188	526	.357
3. Texas A&M	165	463	.356
4. LSU	234	658	.356
5. Vanderbilt	257	734	.350
6. Kentucky	184	532	.346
7. Missouri	215	635	.339
8. Alabama	197	588	.335
9. Ole Miss	238	735	.324
10. South Carolina	192	598	.321
11. Tennessee	173	548	.316
12. Auburn	183	589	.311
13. Arkansas	192	639	.300
14. Mississippi State	151	531	.284

BLOCKS

TEAM	G	NO	AVG
1. Kentucky	33	217	6.6
2. Ole Miss	36	185	5.1
3. Arkansas	32	159	5.0
4. Alabama	36	160	4.4
5. Georgia	32	133	4.2
6. Tennessee	33	130	3.9
7. Mississippi State	32	124	3.9
Auburn	32	124	3.9
9. LSU	31	119	3.8
10. Vanderbilt	33	120	3.6
11. Missouri	34	119	3.5
12. South Carolina	32	111	3.5
13. Florida	37	120	3.2
14. Texas A&M	33	98	3.0

SCORING DEFENSE

TEAM	G	PTS	AVG.
1. Florida	37	2012	54.4
2. Alabama	36	2102	58.4
3. Vanderbilt	33	1984	60.1
4. Georgia	32	1971	61.6
5. Texas A&M	33	2049	62.1
6. Tennessee	33	2091	63.4
7. Kentucky	33	2127	64.5
8. Missouri	34	2268	66.7
9. Ole Miss	36	2409	66.9
10. Auburn	32	2201	68.8
11. Arkansas	32	2203	68.8
12. South Carolina	32	2205	68.9
13. LSU	31	2138	69.0
14. Mississippi State	32	2224	69.5

3-POINT FG PERCENTAGE DEFENSE

TEAM	3FGM	3FGA	PCT
1. Alabama	184	597	.308
2. Florida	193	623	.310
3. Vanderbilt	183	588	.311
4. Ole Miss	241	771	.313
5. LSU	173	549	.315
6. Tennessee	158	495	.319
7. Kentucky	179	552	.324
8. Georgia	210	639	.329
9. Mississippi State	229	689	.332
10. Missouri	234	704	.332
11. Texas A&M	206	615	.335
12. South Carolina	179	530	.338
13. Auburn	230	666	.345
14. Arkansas	203	566	.359

STEALS

TEAM	G	NO	AVG
1. Arkansas	32	295	9.2
2. LSU	31	282	9.1
3. Ole Miss	36	297	8.3
4. Alabama	36	294	8.2
5. Mississippi State	32	257	8.0
6. Florida	37	265	7.2
7. Auburn	32	222	6.9
8. Missouri	34	229	6.7
9. Texas A&M	33	213	6.5
10. Georgia	32	180	5.6
11. Kentucky	33	185	5.6
12. South Carolina	32	164	5.1
13. Vanderbilt	33	160	4.8
14. Tennessee	33	140	4.2

FIELD GOAL PERCENTAGE

TEAM	FGM	FGA	PCT
1. Florida	960	2010	.478
2. Kentucky	863	1815	.475
3. Missouri	924	2015	.459
4. Texas A&M	767	1742	.440
5. Ole Miss	977	2230	.438
6. Arkansas	852	1960	.435
7. Tennessee	753	1751	.430
8. LSU	788	1839	.428
9. Alabama	808	1887	.428
10. South Carolina	743	1802	.412
11. Auburn	726	1777	.409
12. Georgia	636	1557	.408
13. Vanderbilt	681	1671	.408
14. Mississippi State	670	1672	.401

3-POINT FIELD GOALS PER GAME

TEAM	G	NO	AVG
1. Florida	37	300	8.1
2. Vanderbilt	33	257	7.8
3. LSU	31	234	7.5
4. Ole Miss	36	238	6.6
5. Missouri	34	215	6.3
6. South Carolina	32	192	6.0
Arkansas	32	192	6.0
8. Georgia	32	188	5.9
9. Auburn	32	183	5.7
10. Kentucky	33	184	5.6
11. Alabama	36	197	5.5
12. Tennessee	33	173	5.2
13. Texas A&M	33	165	5.0
14. Mississippi State	32	151	4.7

TURNOVER MARGIN

TEAM	TO	Caused	Margin
1. Arkansas	11.6	17.5	+5.9
2. Ole Miss	11.4	15.3	+4.0
3. Florida	11.2	14.1	+2.9
4. Alabama	12.5	14.5	+1.9
5. LSU	14.34	15.2	+0.8
6. Texas A&M	13.3	13.8	+0.5
7. Auburn	13.3	13.4	+0.1
8. Vanderbilt	12.1	11.5	-0.6
9. Missouri	13.0	12.1	-0.9
10. South Carolina	15.3	14.2	-1.2
11. Kentucky	13.0	11.8	-1.2
12. Mississippi State	17.0	15.3	-1.7
13. Tennessee	12.9	11.2	-1.7
14. Georgia	14.6	11.8	-2.8

FIELD GOAL PERCENTAGE DEFENSE

TEAM	FGM	FGA	PCT
1. Florida	725	1897	.382
2. Georgia	661	1704	.388
3. Kentucky	763	1944	.392
4. Missouri	812	2015	.403
5. Alabama	750	1853	.405
6. Vanderbilt	701	1721	.407
7. Ole Miss	865	2122	.408
8. Texas A&M	707	1705	.415
9. Tennessee	744	1780	.418
10. LSU	751	1782	.421
11. Auburn	738	1717	.430
12. Arkansas	747	1726	.433
13. Mississippi State	829	1890	.439
14. South Carolina	759	1681	.452

FREE THROW PERCENTAGE

TEAM	FTM	FTA	PCT
1. Missouri	525	706	.744
2. Texas A&M	404	573	.705
3. Alabama	455	648	.702
4. Auburn	439	627	.700
5. Georgia	486	700	.694
6. Tennessee	510	739	.690
7. South Carolina	437	635	.688
8. Ole Miss	587	866	.678
9. Florida	422	623	.677
10. Arkansas	462	687	.672
11. Mississippi State	449	683	.657
12. Kentucky	486	757	.642
13. Vanderbilt	372	586	.635
14. LSU	384	614	.625

REBOUND MARGIN

TEAM	REB	AVG	OPP	AVG	Mar.
1. Missouri	1386	40.8	1093	32.1	+8.6
2. Tennessee	1219	36.9	1039	31.5	+5.5
3. Florida	1297	35.1	1117	30.2	+4.9
4. Kentucky	1249	37.8	1107	33.5	+4.3
5. South Carolina	1138	35.6	1045	32.7	+2.9
6. Georgia	1132	35.4	1054	32.9	+2.4
7. Ole Miss	1400	38.9	1351	37.5	+1.4
8. Texas A&M	1100	33.3	1063	32.2	+1.1
9. LSU	1150	37.1	1166	37.6	-0.5
10. Alabama	1178	32.7	1202	33.4	-0.7
11. Vanderbilt	1090	33.0	1121	34.0	-0.9
12. Auburn	1094	34.2	1126	35.2	-1.0
13. Arkansas	1120	35.0	1201	37.5	-2.5
14. Mississippi State	1065	33.3	1191	37.2	-3.9



Team Statistics

SCORING							
PLAYER, TEAM	G	FG	3FG	FT	PTS	AVG	
1. Marshall Henderson-UM	36	209	138	166	722	20.1	
2. Ken. Caldwell-Pope-UG	32	186	84	135	591	18.5	
3. Elston Turner-AM	32	199	74	89	561	17.5	
4. Jordan McRae-UT	33	170	60	118	518	15.7	
5. BJ Young-AR	31	180	25	85	470	15.2	
6. Trevor Releford-UA	34	167	48	126	508	14.9	
7. Frankie Sullivan-AU	32	148	56	113	465	14.5	
8. Murphy Holloway-UM	36	214	1	93	522	14.5	
9. Marshawn Powell-AR	32	175	27	86	463	14.5	
10. Laurence Bowers-MO	29	173	21	43	410	14.1	
11. Archie Goodwin-UK	33	157	17	135	466	14.1	
12. Johnny O'Bryant III-LS	29	153	3	84	393	13.6	
13. Kedren Johnson-VU	33	145	55	99	444	13.5	
14. Mike Rosario-UF	36	160	61	69	450	12.5	
15. Jarnell Stokes-UT	33	149	0	110	408	12.4	

REBOUNDING					
PLAYER, TEAM	G	OFF	DEF	TOT	AVG.
1. Murphy Holloway-UM	36	126	224	350	9.7
2. Jarnell Stokes-UT	33	138	180	318	9.6
3. Johnny O'Bryant III-LS	29	89	164	253	8.7
4. Alex Oriakhi-MO	34	106	180	286	8.4
5. Reginald Buckner-UM	36	111	160	271	7.5
6. Michael Carrera-SC	27	80	115	195	7.2
7. Ken. Caldwell-Pope-UG	32	37	189	226	7.1
8. Kourtney Roberson-AM	33	83	136	219	6.6
9. Rob Chubb-AU	32	75	135	210	6.6
10. Gavin Ware-MS	32	69	137	206	6.4
11. Patric Young-UF	37	96	136	232	6.3
12. Ray Turner-AM	33	73	133	206	6.2
13. Willie Cauley-Stein-UK	29	67	112	179	6.2
14. Laurence Bowers-MO	29	63	115	178	6.1
15. Alex Poythress-UK	33	62	137	199	6.0

FIELD GOAL PERCENTAGE				
PLAYER, TEAM	G	FGM	FGA	PCT
1. Murphy Holloway-UM	36	214	385	.556
2. Laurence Bowers-MO	29	173	317	.546
3. Marshawn Powell-AR	32	175	359	.487
4. Johnny O'Bryant III-LS	29	153	319	.480
5. BJ Young-AR	31	180	401	.449
6. Ken. Caldwell-Pope-UG	32	186	430	.433
7. Elston Turner-AM	32	199	467	.426
8. Jordan McRae-UT	33	170	402	.423
9. Marshall Henderson-UM	36	209	549	.381

3-POINT FIELD GOAL PERCENTAGE				
PLAYER, TEAM	G	FGM	FGA	PCT
1. Erik Murphy-UF	36	72	159	.453
2. Andre Stringer-LS	31	67	164	.409
3. Ken. Caldwell-Pope-UG	32	84	225	.373
4. Elston Turner-AM	32	74	205	.361
5. Marshall Henderson-UM	36	138	394	.350
6. Anthony Hickey-LS	29	60	183	.328

3-POINT FIELD GOALS PER GAME			
PLAYER, TEAM	G	3FGM	AVG
1. Marshall Henderson-UM	36	138	3.8
2. Ken. Caldwell-Pope-UG	32	84	2.6
3. Elston Turner-AM	32	74	2.3
4. Andre Stringer-LS	31	67	2.2
5. Anthony Hickey-LS	29	60	2.1
6. Erik Murphy-UF	36	72	2.0
7. Julius Mays-UK	33	65	2.0
8. Kenny Boynton-UF	37	71	1.9
9. Jordan McRae-UT	33	60	1.8
10. Frankie Sullivan-AU	32	56	1.8

FREE THROW PERCENTAGE				
PLAYER, TEAM	G	FTM	FTA	PCT
1. Marshall Henderson-UM	36	166	188	.883
2. Keion Bell-MO	32	84	97	.866
3. Elston Turner-AM	32	89	105	.848

4. Brenton Williams-SC	31	80	95	.842
5. Trevor Releford-UA	34	126	153	.824
6. Ken. Caldwell-Pope-UG	32	135	169	.799
7. Frankie Sullivan-AU	32	113	143	.790
8. Trae Golden-UT	31	126	162	.778
9. Jordan McRae-UT	33	118	153	.771
10. Alex Oriakhi-MO	34	106	142	.746

ASSISTS			
PLAYER, TEAM	G	AST	AVG
1. Phil Pressey-MO	34	240	7.1
2. Scottie Wilbekin-UF	35	174	5.0
3. Trae Golden-UT	31	121	3.9
4. Jarvis Summers-UM	34	128	3.8
5. Anthony Hickey-LS	29	109	3.8
6. Kedren Johnson-VU	33	119	3.6
7. Charles Carmouche-LS	30	107	3.6
8. Alex Caruso-AM	33	112	3.4
9. BJ Young-AR	31	105	3.4
10. Trevor Lacey-UA	36	115	3.2

BLOCKS			
PLAYER, TEAM	G	BLK	AVG
1. Reginald Buckner-UM	36	98	2.7
2. Willie Cauley-Stein-UK	29	60	2.1
3. Alex Oriakhi-MO	34	54	1.6
4. Patric Young-UF	37	58	1.6
5. Moussa Gueye-UA	36	52	1.4
6. Asaun Dixon-Tatum-AU	32	44	1.4
7. Colin Borchert-MS	29	36	1.2
8. Hunter Mickelson-AR	32	39	1.2
9. Donte' Williams-UG	29	35	1.2
10. Laurence Bowers-MO	29	34	1.2

STEALS			
PLAYER, TEAM	G	STL	AVG
1. Anthony Hickey-LS	29	85	2.9
2. Trevor Releford-UA	34	70	2.1
3. Ken. Caldwell-Pope-UG	32	65	2.0
4. Charles Carmouche-LS	30	57	1.9
5. Alex Caruso-AM	33	61	1.8
6. Phil Pressey-MO	34	61	1.8
7. Fred Thomas-MS	32	56	1.8
8. Craig Sword-MS	32	55	1.7
9. Mardracus Wade-AR	32	54	1.7
10. Murphy Holloway-UM	36	58	1.6



COACHES' ALL-SEC TEAMS

First Team

Trevor Releford	Alabama	G	6-1	195	Jr.	Kansas City, Mo.
Erik Murphy	Florida	F/C	6-10	238	Sr.	South Kingstown, R.I.
Kentavious Caldwell-Pope	Georgia	G	6-5	205	So.	Greenville, Ga.
Nerlens Noel	Kentucky	F	6-10	228	Fr.	Everett, Mass.
Johnny O'Bryant III	LSU	F	6-9	256	So.	Cleveland, Miss.
Phil Pressey	Missouri	G	5-11	175	Jr.	Dallas, Texas
Jordan McRae	Tennessee	G	6-5	178	Jr.	Midway, Ga.
Elston Turner	Texas A&M	G	6-5	209	Sr.	Sacramento, Calif.

Second Team

Marshawn Powell	Arkansas	F	6-7	240	Jr.	Newport News, Va.
BJ Young	Arkansas	G	6-3	180	So.	St. Louis, Mo.
Kenny Boynton	Florida	G	6-2	190	Sr.	Pompano Beach, Fla.
^Mike Rosario	Florida	G	6-3	183	Sr.	Jersey City, N.J.
^Patric Young	Florida	C	6-9	249	Jr.	Jacksonville, Fla.
Marshall Henderson	Ole Miss	G	6-2	175	Jr.	Hurst, Texas
Murphy Holloway	Ole Miss	F	6-7	240	Sr.	Irmo, S.C.
Laurence Bowers	Missouri	F	6-8	227	Sr.	Memphis, Tenn.
Jarnell Stokes	Tennessee	F	6-8	270	So.	Memphis, Tenn.

SEC All-Freshman Team

Michael Frazier II	Florida	G	6-4	200	Fr.	Tampa, Fla.
Charles Mann	Georgia	G	6-4	205	Fr.	Alpharetta, Ga.
^Willie Cauley-Stein	Kentucky	F	7-0	244	Fr.	Olathe, Kan.
Archie Goodwin	Kentucky	G	6-4	198	Fr.	Little Rock, Ark.
Nerlens Noel	Kentucky	F	6-10	228	Fr.	Everett, Mass.
^Alex Poythress	Kentucky	F	6-7	239	Fr.	Clarksville, Tenn.
Craig Sword	Mississippi State	G	6-3	189	Fr.	Montgomery, Ala.
^Gavin Ware	Mississippi State	F	6-9	270	Fr.	Starkville, Miss.
Michael Carrera	South Carolina	F	6-5	212	Fr.	Anzoategui, Vanezuela

SEC All-Defensive Team

^Trevor Releford	Alabama	G	6-1	185	Jr.	Kansas City, Mo.
Scottie Wilbekin	Florida	G	6-2	176	Jr.	Gainesville, Fla.
^Patric Young	Florida	C	6-9	249	Jr.	Jacksonville, Fla.
Nerlens Noel	Kentucky	F	6-10	228	Fr.	Everett, Mass.
Anthony Hickey	LSU	G	5-11	178	So.	Hopkinsville, Ky.
Reginald Buckner	Ole Miss	F	6-9	235	Sr.	Memphis, Tenn.

^Ties are not broken

SEC Player of the Year

Kentavious Caldwell-Pope, Georgia

SEC Freshman of the Year

Nerlens Noel, Kentucky

SEC Coach of the Year

Billy Donovan, Florida

SEC Sixth-Man of the Year

Kyle Wiltjer, Kentucky

SEC Defensive Player of the Year

Nerlens Noel, Kentucky

SEC Scholar-Athlete of the Year

Patric Young, Florida

ASSOCIATED PRESS ALL-SEC TEAMS

First Team

u-Kentavious Caldwell-Pope, Georgia
 Erik Murphy, Florida
 Trevor Releford, Alabama
 Jordan McRae, Tennessee
 Nerlens Noel, Kentucky

Second Team

Marshall Henderson, Mississippi
 Elston Turner, Texas A&M
 Jarnell Stokes, Tennessee
 Johnny O'Bryant III, LSU
 Murphy Holloway, Mississippi
 Phil Pressey, Missouri

Honorable Mention

Laurence Bowers, Missouri; Kenny Boynton, Florida; Alex Oriakhi, Missouri; Marshawn Powell, Arkansas; Mike Rosario, Florida; Scottie Wilkekin, Florida; BJ Young, Arkansas; Patric Young, Florida.

Player of the Year - Kentavious Caldwell-Pope, Georgia

Coach of the Year - Billy Donovan, Florida

Newcomer of the Year - Marshall Henderson, Mississippi

SEC PLAYERS OF THE WEEK

Nov. 12 Kyle Wiltjer, Kentucky
 Nov. 19 Trevor Releford, Alabama
 Nov. 26 Murphy Holloway, Mississippi
 Dec. 3 Shavon Coleman, LSU
 Dec. 10 Kyle Fuller, Vanderbilt
 Dec. 17 Trae Golden, Tennessee
 Dec. 24 Laurence Bowers, Missouri
 Dec. 31 BJ Young, Arkansas
 Jan. 7 Phil Pressey, Missouri
 Jan. 14 Elston Turner, Texas A&M
 Jan. 21 Marshall Henderson, Mississippi
 Jan. 28 Scottie Wilbekin, Florida
 Feb. 4 Kentavious Caldwell-Pope, Georgia
 Feb. 12 Jarnell Stokes, Tennessee
 Feb. 18 Marshawn Powell, Arkansas
 Feb. 25 Trae Golden, Tennessee
 Mar. 4 Alex Oriakhi, Missouri
 March 11 Jarnell Stokes, Tennessee

SEC FFRESHMEN OF THE WEEK

Nov. 12 Michael Carrera, South Carolina
 Nov. 19 Alex Poythress, Kentucky
 Nov. 26 ARchie Goodwin, Kentucky
 Dec. 3 Michael Frazier II, Florida
 Dec. 10 Kevin Bright, Vanderbilt
Dec. 17 Jordan Price, Auburn
 Dec. 24 Gavin Ware, Mississippi State
 Dec. 31 Mindaugas Kacinas, South Carolina
 Jan. 7 Willie Cauley-Stein, Kentucky
 Jan. 14 Craig Sword, Mississippi State
 Jan. 21 Nerlens Noel, Kentucky
 Jan. 28 Nerlens Noel, Kentucky
 Feb. 4 Nerlens Noel, Kentucky
 Feb. 12 Nerlens Noel, Kentucky
 Feb. 18 Michael Frazier II, Florida
 Feb. 25 Willie Cauley-Stein, Kentucky
 Mar. 4 Kevin Bright, Vanderbilt
 Mar. 11 Craig Sword, Mississippi State



INDIVIDUAL RECORDS

POINTS**Game**

Overall: 60, John Mengelt vs. Alabama, Feb. 14, 1970, at Auburn
Home Court: 60, John Mengelt vs. Alabama, Feb. 14, 1970
Opponent's Court: 42, John Mengelt vs. Kentucky, Feb. 3, 1969, at Lexington, Ky.
First Half: 30, John Mengelt vs. Alabama, Feb. 14, 1970, at Auburn
Second Half: 34, Wesley Person vs. UAB, Dec. 16, 1993, at Auburn
Losing Effort: 44, Keenan Carpenter vs. LSU, Feb. 8, 1989, at Auburn/44, Wesley Person vs. UAB, Dec. 16, 1993, at Auburn
By Opponent: 55, Pete Maravich, LSU, Jan. 3, 1968, at Baton Rouge, La.

Season

Overall: 747, Chuck Person, 1984-85
Average: 28.4, John Mengelt, 1970-71
Freshman: 567, Eddie Johnson, 1973-74
Sophomore: 593, Chuck Person, 1983-84
Junior: 747, Chuck Person, 1984-85
Senior: 738, John Mengelt, 1970-71
Double-Figure Scoring Games: 34, Chuck Person, 1984-85; Marquis Daniels, 2002-03
20-Point Games: 23, Chuck Person, 1985-86
Consecutive 20-Point Games: 10, John Mengelt, 1969-70
30-Point Games: 12, John Mengelt, 1970-71
40-Point Games: 4, John Mengelt, 1969-70

Career

Overall: 2311, Chuck Person, 1982-86
Average: 24.8, John Mengelt, 1968-71
Double-Figure Scoring Games: 108, Chuck Person, 1982-86
Consecutive Double-Figure Scoring Games: 68, Chuck Person (last 3 in 1982-83, all 31 in 1983-84 and all 34 in 1984-85)
20-Point Games: 63, Chuck Person, 1982-86
30-Point Games: 22, John Mengelt, 1968-71
40-Point Games: 8, John Mengelt, 1968-71

FIELD GOALS**Game**

Made: 23, John Mengelt vs. Alabama, Feb. 14, 1970, at Auburn
Attempted: 44, John Mengelt vs. Alabama, Feb. 14, 1970, at Auburn
Percentage (10 Minimum): 1.000, Charles Barkley, 10 for 10, vs. Georgia, Jan. 22, 1983, at Auburn
3-Pointers Made: 10, Lance Weems vs. Arkansas, Jan. 6, 1996, at Auburn
3-Pointers Attempted: 19, Lance Weems vs. Arkansas, Jan. 6, 1996, at Auburn
3-Point Percentage (5 Min.): 1.000, John Caylor (5-5) vs. Florida, 2-6-88, at Gainesville, Fla./Jay Heard vs. SE Louisiana (5-5) 11-3-98, at Auburn; Troy Gaines (5-5) at LSU 2-26-03 in Baton Rouge, La.

Season

Made: 334, Chuck Person, 1984-85
Attempted: 614, Chuck Person, 1984-85
Percentage: .644, Charles Barkley, 1982-83
3-Pointers Made: 108, Lance Weems, 1995-96
3-Pointers Attempted: 279, Lance Weems, 1995-96
3-Point Percentage (1 made/game): .511, Ronnie Battle, 1991-92

Career

Made: 1017, Chuck Person, 1982-86
Attempted: 1899, Chuck Person, 1982-86
Percentage: .626, Charles Barkley, 1981-84

3-Pointers Made: 262, Wesley Person, 1990-94
3-Pointers Attempted: 626, Lance Weems, 1992-96
3-Point Percentage: .441, Wesley Person, 1990-94

FREE THROWS**Game**

Made: 17, John Mengelt vs. Kentucky, Mar. 2, 1970, at Lexington, Ky.
 17, Wally Tinker vs. Vanderbilt, Jan. 15, 1968, at Auburn
 17, Ray Groover vs. Florida State, Dec. 10, 1960, at Auburn
Att.: 21, Ray Groover vs. Florida State, Dec. 10, 1960, at Auburn
 21, Bryant Smith vs. Georgia, Jan. 3, 1998, at Auburn
Consecutive Made: 15, Eddie Johnson vs. Miss. State, Jan. 20, 1975, at Auburn
Percentage (15 Minimum): 1.000, Eddie Johnson vs. Miss. State, 15 of 15, Jan. 20, 1975, at Auburn

Season

Made: 208, John Mengelt, 1970-71
Attempted: 256, John Mengelt, 1970-71
Consecutive Made: 27, Frankie Sullivan, 2009-10 (to start season)
 25, Stan Pietkiewicz, 1977-78
Percentage: .879, Eddie Johnson, 1974-75

Career

Made: 496, John Mengelt, 1968-71
Attempted: 619, John Mengelt, 1968-71
Percentage: .834, Stan Pietkiewicz, 1974-78

REBOUNDS**Game**

Made: 27, Rex Frederick vs. SMU, Dec. 19, 1957, at Dallas, Texas
Offensive: 11, Kelvin Ardister vs. Tennessee, Jan. 4, 1989, at Auburn
 11, Brandon Robinson vs. Arkansas, Jan. 5, 2002, at Auburn

Season

Overall: 347, Korvotney Barber, 2008-09
Offensive: 133, Korvotney Barber, 2008-09
Average: 15.3, Rex Frederick, 1956-57

Career

Overall: 996, Mike Mitchell, 1974-78
Average: 14.3, Rex Frederick, 1956-59

ASSISTS**Game**

Made: 15, Eddie Johnson vs. LSU, Jan. 3, 1976, at Baton Rouge, La.

Season

Made: 221, Gerald White, 1985-86

Career

Made: 624, Gerald White, 1983-87

BLOCKED SHOTS**Game**

Made: 13, Kyle Davis vs. Miami in the NIT, Mar. 14, 2001, at Auburn

Season

Made: 126, Kyle Davis, 2002-03

Career

Made: 288, Kyle Davis, 2000-2004



INDIVIDUAL RECORDS

STEALS**Game**

Made: 8, Derrick Dennison vs. Michigan State, Nov. 24, 1989, at Anchorage, Alaska; DeWayne Reed vs. George Washington, Dec. 2, 2007, at Washington, DC

Season

Made: 78, Marquis Daniels, 2002-03

Career

Made: 210, Quantez Robertson, 2005-2009/DeWayne Reed, 2006-10

DUNKS**Game**

Number: 7, Aaron Swinson vs. Troy State, Dec. 11, 1991, at Auburn
7, Chris Morris vs. Vanderbilt, Jan. 17, 1987, at Nashville, Tenn.

Season

Number: 62, Aaron Swinson, 1992-93

Career

Number: 175, Aaron Swinson, 1991-94

GAMES**Season**

Appeared In: 36, Korvotney Barber, Quantez Robertson, Tay Waller, Lucas Hargrove, DeWayne Reed, 2008-09.

Career

Appeared In: 129, Scott Pohlman, 1997-2001/Frank Ford, 1983-87/
DeWayne Reed, 2006-10

Consecutive Starts: 127, Frank Ford, 1983-87

MINUTES PLAYED**Game**

Number: 55, Rich Valavicius vs. Georgia, Mar. 1, 1979, at Birmingham (SEC Tournament)

Season

Number: 1242, Frank Ford, 1984-85 (34 games)

Career

Number: 4374, Frank Ford, 1983-87 (129 games)

WALK-ON GAMES STARTED**Season**

Number: 26, Josh Wallace, 2010-11

Career

Number: 39, Josh Wallace, 2009-12

TEAM RECORDS

POINTS**Game**

Overall: 141 vs. Troy State, Dec. 11, 1991, at Auburn
Home Court: 141 vs. Troy State, Dec. 11, 1991, at Auburn
Opponent's Court: 109 vs. VCU, Dec. 16, 1976, at Richmond, Va.;
109 vs. American-Puerto Rico, Dec. 20, 1999, at San Juan, P.R.
Neutral Court: 120 v. So. Alabama, Nov. 27, 1987, at Birmingham, Ala.
First Half: 78 vs. Troy State, 78-54, Dec. 11, 1991, at Auburn
Second Half: 73 vs. Troy State, 73-48, Dec. 9, 1993, at Auburn
Losing Effort: 105 vs. Arkansas, 105-117, Jan. 15, 1994, at Auburn
By Opponent: 119, Kentucky, 76-119, Feb. 10, 1975, at Lexington, Ky.
Both Teams: 257, vs. Troy State, 141-116, Dec. 11, 1991, at Auburn

Season

Auburn: 2680, 1998-99

Average: 86.6, 1991-92

Scoring Margin: +19.6, 1998-99

By Opponents: 2475, 1989-90

FIELD GOALS**Game**

Made: 55 vs. Troy State, Dec. 11, 1991, at Auburn
Attempted: 100 vs. Western Carolina, Dec. 4, 1973, at Auburn
Percentage: .711 vs. LSU, 27 of 38, Feb. 18, 1961, at Auburn
3-Pointers Made: 18 at Temple, 18 of 41, Nov. 19, 1994, at Philadelphia, Pa.
3-Pointers Attempted: 41 at Temple, 18 of 41, Nov. 19, 1994, at Philadelphia, Pa.
3-Point Percentage: .857 vs. Alabama State, 6 of 7, Dec. 11, 1989, at Auburn

Season

Made: 1016, 1984-85 (2040 attempts)

Attempted: 2245, 1998-99

Percentage: .521, 532 of 1022, 1959-60

3-Pointers Made: 287, 1995-96

3-Pointers Attempted: 832, 2008-09

3-Point Percentage: .452, 182 of 403, 1991-92

FREE THROWS**Game**

Made: 39 vs. Miss. State, Jan. 3, 1959, at Auburn
Attempted: 52 vs. Vanderbilt, Feb. 6, 1954, at Auburn
Percentage (25 attempts): .964 vs. Alabama, 27 of 28, Dec. 19, 1959, at Birmingham, Ala.
Percentage (10 attempts): 1.000 vs. Alabama, 11 of 11, Feb. 18, 1995, at Auburn

Season

Made: 541, 1989-90

Attempted: 802, 2008-09

Percentage: .792, 476 of 601, 1965-66

REBOUNDS**Game**

Made: 79 vs. Jacksonville State, Dec. 3, 1957, at Auburn

Season

Made: 1452, 1998-99

Average: 52.8, 1957-58



TEAM RECORDS

FOULS**Game**

Number: 34 vs. Vanderbilt, Feb. 20, 1990, at Nashville, Tenn.

Season

Number: 675, 1989-90

ASSISTS**Game**

Made: 33 vs. Troy State, Dec. 11, 1991, at Auburn
33 vs. LSU, Feb. 12, 1994, at Auburn

Season

Made: 532, 2006-07

TURNOVERS**Game**

Most Committed: 35 vs. Georgia Tech, Feb. 27, 1974, at Auburn
Fewest Committed: 3 vs. Georgia, Jan. 19, 1970, at Athens, Ga.;
3 at Mississippi State, Feb. 4, 2012, at Starkville, Miss.

Season

Most Committed: 551, 1995-96 (32 games)
Fewest Committed: 392, 1980-81 (27 games)
Fewest Committed (Avg.): 14.19 per game, 2010-11 (440 in 31 gms)

BLOCKED SHOTS**Game**

Made: 17 vs. Nicholls State, Nov. 25, 2011, at Auburn
(1 shy of SEC record 18 by Arkansas in 1996, Kentucky in 2011)
15 vs. Jacksonville State, Dec. 16, 1998, at Auburn/
15 vs. Miami in the NIT, Mar. 14, 2001, at Auburn

Season

Made: 178, 2002-03

STEALS**Game**

Made: 21 vs. Louisiana-Monroe, Dec. 6, 2008, at Auburn

Season

Made: 327, 1998-99 and 2008-09

ATTENDANCE

One Game: 34,076 at Indiana Hoosier Dome, Mar. 14, 1987, vs. Indiana (NCAA Tournament Second Round)

Season Total: 414,189, 1999-2000, 34 games (12,182 avg.)
401,152, 1998-99, 33 games (12,156 avg.)

Season Home: 173,249, 2000-01, 17 games (10,191 avg.)--
season tickets sold out
157,500, 1999-2000, 15 games (10,500 avg.)--
season tickets sold out
126,483, 2010-11, 20 games (6,324 avg.)
123,881, 1998-99, 15 games (8,259 avg.)
110,534, 2011-12, 17 games (6,502 avg.)
100,291, 1992-93, 12 games (8,358 avg.)
98,965, 1974-75, 12 games (8,247 avg.)
97,024, 1975-76, 11 games (8,820 avg.)

Average Home: 10,500, 1999-2000, 15 games--season tickets sold out; 10,191, 2000-01, 17 games--season tickets sold out; 8,820, 1975-76, 11 games; 8,758, 1989-90, 11 games; 8,358, 1992-93, 12 games

SEC Average Home: 10,500, 1999-00, 8 games (capacity 10,500)
10,500, 2000-01, 8 games (capacity 10,500)
10,419, 1998-99, 8 games (capacity, 10,500)
9,172, 1974-75, 9 games (capacity 12,500)

MISCELLANEOUS**Game**

Margin of Victory: 79 vs. White's Business College, 92-13, 1927-28

Margin of SEC Victory: 54 vs. Alabama, 94-40, Jan. 18, 1998

Margin of Defeat: 80 vs. Georgia, 92-12, 1912-13 at Athens, Ga.

Season

Most Wins: 29, 1998-99
24, 1999-2000 and 2008-09
22, 1985-86 and 1984-85

Win Streak: 30, 1957-58 11 games, and 1958-59 19 games

Win Streak, Home: 36, 1957-61 (Jan. 26, 1957 to Jan. 7, 1961)
30, 1997-2000 (Mar. 11, 1998 to Mar. 1, 2000)

Most Losses: 20, 1972-73

Fewest Wins: 1, 1942-43 and 1929-30



SINGLE-GAME SCORING

Pts.	Player	Opponent	AU-Opp	Date	Site
60	John Mengelt	Alabama	121-78	2/14/1970	H
48	John Mengelt	Vanderbilt	96-94	2/20/1971	H
47	John Mengelt	Ole Miss	91-77	12/13/1969	H
45	John Mengelt	N.C. State	91-85	12/5/1970	H
44	Wesley Person	UAB	85-89	12/16/1993	H
44	Keenan Carpenter	LSU	91-104	2/8/1989	H
43	Ronnie Battle	Georgia	89-84	2/1/1992	H
42	John Mengelt	Kentucky	93-105	2/3/1969	A
41	John Mengelt	Kentucky	83-84	2/2/1970	H
40	Chuck Person	Vanderbilt	79-65	3/1/1986	A
40	Mike Mitchell	Georgia	95-71	1/10/1977	A
40	John Mengelt	Georgia	79-58	1/4/1971	A
40	John Mengelt	Vanderbilt	74-92	2/21/1970	H
39	Chuck Person	Florida	81-78	2/6/1985	A
39	Eddie Johnson	Tennessee	78-83	1/19/1976	A
38	Toney Douglas*	Nicholls State	92-78	11/24/2004	N
38	Marquis Daniels	Troy State	94-66	12/22/2002	H
38	Mike Mitchell	LSU	95-101	2/20/1978	H
38	Eddie Johnson*	Florida	77-85	2/16/1974	A
38	John Mengelt	Kentucky	83-102	3/1/1971	H
38	Joe Newton	Tulane	87-73	2/15/1965	H
37	John Mengelt	Ole Miss	86-85	3/6/1971	H
37	John Mengelt	Georgia	84-85	1/20/1969	H
36	Lance Weems	Arkansas	101-76	1/6/1996	H
36	Derrick Dennison	Vanderbilt	87-74	2/20/1990	A
36	Chris Morris	Bradley	90-86	3/17/1988	N
36	Chuck Person	Alabama	72-74	2/16/1985	A
36	Chuck Person	Villanova	95-83	12/28/1983	N
36	Bill Kirkpatrick	Howard	98-77	1/5/1955	H
36	John Mengelt	Vanderbilt	85-107	1/23/1971	A
36	John Mengelt	Florida	85-70	2/6/1971	H
35	Charles Barkley	Tennessee	77-80	1/24/1983	H
35	Stan Pietkiewicz	Tennessee	107-94	3/6/1978	H
35	Eddie Johnson	LSU	87-78	1/25/1975	A
35	John Mengelt	Ole Miss	97-103	12/12/1970	A
35	Ronnie Quick	Louisiana Tech	88-77	12/6/1966	H
35	Lee DeFore	Florida	86-66	2/9/1966	A
35	Lee DeFore	Jacksonville State	78-50	12/7/1965	H
35	Lee DeFore	Rice	91-74	12/2/1965	H
34	Chris Porter	Navy	88-70	12/19/1998	A
34	Wesley Person	Ole Miss	85-88 (2of)	1/19/1994	A
34	Derrick Dennison	LSU	78-76	3/9/1990	N
34	Mike Mitchell	Iona	82-105	12/17/1977	A
34	Gary England	Kentucky	79-91	3/3/1973	H

Pts.	Player	Opponent	AU-Opp	Date	Site
34	Lee DeFore	Florida State	80-64	12/27/1965	N
33	Toney Douglas*	Virginia	87-89	12/3/2004	N
33	Mack McGadney	Toledo	90-95 (2of)	11/25/2000	N
33	Wesley Person	Troy State	141-116	12/11/1991	H
33	Keenan Carpenter	Florida	79-90	2/15/1989	A
33	Chuck Person	Delaware	95-63	12/22/1984	N
33	Myles Patrick	Mississippi State	75-89	3/7/1977	A
33	Eddie Johnson*	Lamar	88-78	12/22/1973	N
33	Ernie Magri	Florida	103-100	2/12/1972	A
33	John Mengelt	Louisiana Tech	93-87	12/1/1970	H
33	John Mengelt	Vanderbilt	84-75	1/24/1970	A
32	Tay Waller	Mississippi State	91-76	2/14/2009	H
32	Frank Tolbert	Vanderbilt	71-78	2/2/2008	A
32	Toney Douglas*	Florida	78-84	1/12/2005	H
32	Adam Harrington	Detroit	75-72	12/9/2000	N
32	Aaron Swinson	Kentucky	74-91	1/30/1994	A
32	Keenan Carpenter	Ole Miss	77-80	2/18/1989	H
32	Jeff Moore	Eastern Kentucky	97-82	12/15/1986	A
32	Mike Jones	Illinois	103-107	12/12/1987	A
32	Chuck Person	West Virginia	59-58	12/29/1984	A
32	Stan Pietkiewicz	Mississippi State	85-74	1/30/1978	H
32	Mike Mitchell	Southern Cal	74-85	12/29/1977	N
32	Eddie Johnson	Vanderbilt	78-85	2/17/1975	A
32	Eddie Johnson*	Georgia	97-84	3/2/1974	H
32	John Mengelt	LSU	94-114	2/15/1971	A
32	John Mengelt	Houston	76-79	12/21/1970	A
32	Lee DeFore	Houston	76-89	12/30/1965	N
31	Quan Prowell	Mississippi State	78-89	2/27/2008	A
31	Marquis Daniels	South Carolina	67-60	1/15/2003	A
31	Ronnie Battle	Tennessee	88-75	1/20/1993	H
31	Aaron Swinson	Troy State	141-116	12/11/1991	H
31	Ronnie Battle	LSU	84-96	1/12/1991	H
31	Wesley Person	Tulane	84-71	12/28/1990	N
31	Chris Morris	Illinois	103-107	12/12/1987	A
31	Chuck Person	Ole Miss	75-73	2/22/1986	H
31	Chuck Person	Tennessee	75-60	2/9/1985	H
30	Earnest Ross	Georgia	72-81 (ot)	2/5/2011	H
30	Aaron Swinson	LSU	111-83	2/12/1994	H
30	Wesley Person	Tennessee	85-92	1/22/1994	A
30	Wesley Person	Old Dominion	101-87	12/18/1993	A
30	Wesley Person	Nicholls State	76-79	11/30/1993	H
30	Wesley Person	Old Dominion	96-85	12/28/1992	H
30	Gary Redding	Ole Miss	103-88	3/8/1976	H

Minimum of 30 points scored per game *Freshman season

SINGLE-GAME REBOUNDING

Pts.	Player	Opponent	AU-Opp	Date	Site
27	Rex Frederick	SMU	65-75	12/19/57	A
25	Rex Frederick	Ole Miss	71-51	1/6/58	A
24	Rex Frederick	Howard	101-70	1/2/57	H
24	Bob Miller	Florida	67-71	2/21/53	A
23	Mike Mitchell*	Mississippi State	78-74	2/22/75	A
22	Bill Alexander	Dartmouth	85-76	12/20/69	N
22	Al Leapheart	Alabama	121-78	2/14/70	H
22	Freddie Guy	Furman	107-86	12/29/64	N
22	Rex Frederick	Alabama	69-50	2/28/59	N
22	Dan Pridgen	Mississippi State	92-85	2/24/51	H
21	Pepto Bolden	Mississippi State	60-67	2/23/74	H
21	Jim Retseck	Mississippi State	92-68	2/10/71	H

Pts.	Player	Opponent	AU-Opp	Date	Site
21	Freddie Guy	Kentucky	79-99	2/22/64	N
21	Rex Frederick	Tulane	63-49	2/17/58	A
20	Kelvin Ardister	Tennessee	73-84	1/4/89	H
20	Mike Mitchell	LSU	102-86	1/3/76	A
20	Pepto Bolden*	Florida	77-85	2/16/74	A
20	Jim Retseck	Alabama	83-72	1/11/71	H
20	Rex Frederick	LSU	76-58	2/15/58	A
20	Rex Frederick	St. Joseph's	66-64	12/18/56	N
20	Jim Diamond	B'ham-Southern	90-77	12/4/54	H
20	Jim Martin	Mississippi State	68-61	1/18/52	A

* Freshman season



BEARD-EAVES COLISEUM RECORDS

INDIVIDUAL

Auburn

Points: 60 by John Mengelt vs. Alabama, Feb. 14, 1970
Field Goals: 23 by John Mengelt vs. Alabama, Feb. 14, 1970
Field Goals Attempted: 44 by John Mengelt vs. Alabama, Feb. 14, 1970
3-Pointers Made: 10 by Lance Weems vs. Arkansas, Jan. 6, 1996
3-Pointers Attempted: 19 by Lance Weems v. Arkansas, Jan. 6, 1996
Free Throws: 15 by Eddie Johnson vs. Miss. State, Jan. 20, 1975
 15 by John Mengelt vs. N.C. State, Dec. 5, 1970
Free Throws Attempted: 21 by Bryant Smith vs. Georgia, Jan. 3, 1998
Rebounds: 22 by Al Leapheart vs. Alabama, Feb. 14, 1970
Assists: 14 by Eddie Johnson vs. Tennessee, Feb. 16, 1976
Blocks: 13 by Kyle Davis vs. Miami in the NIT, Mar. 14, 2001

Opponents

Points: 46 by Pete Maravich for LSU, Jan. 11, 1969
Field Goals Attempted: 41 by Pete Maravich for LSU, Jan. 11, 1969
3-Pointers Made: 9 by Freddie Banks for UNLV, Feb. 1, 1987
3-Pointers Attempted: 17 by Lester Hudson for UT-Martin, Mar. 18, 2009, in NIT First Round
Free Throws: 16 by Ansu Sesay for Ole Miss, Jan. 31, 1998
Free Throws Attempted: 18 by Pete Maravich for LSU, Jan. 11, 1969

TEAM

Auburn

Points in a Game: 141 vs. Troy State, Dec. 11, 1991
Points in a Half: 78 vs. Troy State, Dec. 11, 1991
Fewest Points in a Game: 43 vs. Tennessee, Jan. 15, 1997;
 43 vs. Vanderbilt, Feb. 16, 2005
Field Goals: 55 vs. Troy State, Dec. 11, 1991
Field Goals Attempted: 100 vs. Western Carolina, Dec. 4, 1973
Field Goal Percentage: .683 vs. Georgia State, 41 of 60, Nov. 26, 2002
3-Pointers Made: 15 vs. West Florida, Dec. 12, 1994; 15 vs. Arkansas, Jan. 6, 1996; 15 vs. Nicholls State, Nov. 24, 2004
3-Pointers Attempted: 36 vs. #12 LSU, Mar. 1, 2000
Free Throws: 40 vs. Mississippi State, Jan. 20, 1975
Free Throws Attempted: 45 vs. VCU, Mar. 3, 1975
Free Throw Pct.:
 (Min. 10 att.): 1.000 vs. Alabama, 11 of 11, Feb. 18, 1995
 (Min. 30 att.): .949 vs. Ole Miss, 37 of 39, Jan. 8, 1995
Rebounds: 78 vs. VCU, Mar. 3, 1975
Assists: 33 vs. Troy State, Dec. 11, 1991; 33 vs. LSU, Feb. 12, 1994
Steals: 21 vs. Louisiana-Monroe, Dec. 6, 2008
Blocks: 15 vs. Miami in the NIT, Mar. 14, 2001

Opponents

Points in a Game: 117 by Arkansas, Jan. 15, 1994
Fewest Points in a Game: 32 by Tuskegee, Dec. 17, 2008; 35 by Tennessee, Jan. 15, 1997; 35 by Coppin State, Dec. 13, 1999
Field Goals Attempted: 109 by VCU, Mar. 3, 1975
3-Pointers Made: 18 by Troy State, Dec. 11, 1991
3-Pointers Attempted: 59 by Troy State, Dec. 11, 1991
3-Point Pct.: .600 by Xavier, 16 of 26, Jan. 6, 2008
Free Throws Made: 31 by Florida, Feb. 6, 1991
Free Throws Attempted: 46 by Florida, Feb. 6, 1991
Rebounds: 63 by UNLV, Dec. 12, 2004
Fouls: 33 by Kentucky, Jan. 26, 1976
 33 by Mississippi State, Jan. 20, 1975

Miscellaneous

Win-Loss Record: 393-183 (.682) -- 42 seasons
Most Combined Points: 257, 141-116 over Troy State, Dec. 11, 1991
Widest AU Victory Margin: 56, 100-44 over Ark.-Pine Bluff, Nov. 21, 1999
 55, 100-45 over Stony Brook, Jan. 2, 2000
 54, 94-40 over Alabama, Jan. 18, 1998
 54, 114-60 over Southeastern Louisiana, Nov. 13, 1998
Widest Margin of Defeat for AU: 26, 87-61 by LSU, Feb. 24, 1983
Most Wins by AU in a Single Season: 18 (2008-09)
Most Games Lost by AU in a Single Season: 8 (1993-94)
Longest Winning Streak: 36 (1956-57 season to 1960-61)
 30 (1997-98 season to 1999-2000)
Longest Losing Streak: 6 (1993-94, 1990-91, 1988-89)
Number of 100-Point Games by AU: 29
Number of 100-Point Games by Opponents: 8



AUBURN ARENA RECORDS

INDIVIDUAL

Auburn

Points: 28 by Frankie Sullivan vs. DePaul, Nov. 30, 2012
 28 by Andre Malone vs. Samford, Nov. 19, 2010
Field Goals: 11 by Frankie Sullivan vs. IPFW, Nov. 9, 2012
 11 by Kenny Gabriel vs. Bethune-Cookman, Nov. 19, 2010
Field Goals Attempted: 21 by Earnest Ross vs. LSU, Jan. 8, 2011
3-Pointers Made: 6 by Andre Malone vs. Samford, Nov. 19, 2010
3-Pointers Attempted: 15 by Earnest Ross vs. LSU, Jan. 8, 2011
Free Throws: 12 by Frankie Sullivan vs. Winthrop, Dec. 12, 2012
 12 by Varez Ward vs. Georgia, Feb. 1, 2012
Free Throws Attempted: 13 by Allen Payne vs. Florida State, Jan. 2, 2013
Rebounds: 15 by Rob Chubb vs. IPFW, Nov. 9, 2012
Assists: 10 by Varez Ward vs. Bethune-Cookman, Jan. 2, 2012
Blocks: 10 by Kenny Gabriel vs. Bethune-Cookman, Jan. 2, 2012

Opponents

Points: 33 by Xavier Munford for Rhode Island, Nov. 25, 2012
Field Goals Attempted: 24 by Xavier Munford for Rhode Island, Nov. 25, 2012
Field Goals Made: 11 by Xavier Munford for Rhode Island, Nov. 25, 2012
3-Pointers Made: 8 by Xavier Munford for Rhode Island, Nov. 25, 2012
 8 by Josh Davis for Samford, Nov. 19, 2010
3-Pointers Attempted: 15 by Xavier Munford for Rhode Island, Nov. 25, 2012
Free Throws: 10 by Kedren Johnson for Vanderbilt, March 2, 2013
Free Throws Attempted: 15 by Kedren Johnson for Vanderbilt, March 2, 2013
Rebounds: 16 by Al'lonzo Coleman for Presbyterian Coll., Dec. 18, 2010
Assists: 10 by Scottie Wilbekin for Florida, Feb. 16, 2013
Blocks: 7 by Nerlens Noel for Kentucky, Jan. 19, 2013
Steals: 6 by Ayron Hardy for Jacksonville, Nov. 27, 2010

TEAM

Auburn

Points in a Game: 92 vs. Grambling State, Dec. 11, 2012
Points in a Half: 65 vs. Grambling State [2nd half], Dec. 11, 2012
Fewest Points in a Game: 40 vs. Florida, Jan. 20, 2011
Field Goals: 34 vs. Grambling State, Dec. 11, 2012
Field Goals Attempted: 68 vs. Nicholls State, Nov. 25, 2011
Field Goal Percentage: .540 vs. Grambling State, 34 of 63, Dec. 11, 2012
3-Pointers Made: 11 vs. Grambling State, Dec. 11, 2012; 11 vs. Rhode Island Nov. 25, 2012
3-Pointers Attempted: 27 vs. Rhode Island, Nov. 25, 2012
Free Throws: 31 vs. Ole Miss, Mar. 2, 2011
Free Throws Attempted: 43 vs. North Florida, Dec. 17, 2011
Free Throw Pct.:
 (Min. 10 att.): 857 (18-of-21) vs. Winthrop, Dec. 22, 2012
 (Min. 30 att.): .806 (25-of-31) vs. Georgia, Feb. 1, 2012
Rebounds: 50 vs. UNC-Asheville, Nov. 12, 2010
Assists: 23 vs. Grambling State, Dec. 11, 2012
Steals: 15 vs. Presbyterian College, Dec. 18, 2010
Blocks: 17 vs. Nicholls State, Nov. 25, 2011

Opponents

Points in a Game: 84 by Georgia Southern, Dec. 29, 2010
Fewest Points in a Game: 37 by Alabama, Feb. 6, 2013
Field Goals Attempted: 72 by Ole Miss, Jan. 14, 2012
3-Pointers Made: 18 by Samford, Nov. 19, 2010
3-Pointers Attempted: 33 by Samford, Nov. 19, 2010
3-Point Pct.: .545 by Samford, 18 of 33, Nov. 19, 2010
Free Throws Made: 27 by Tennessee, March 6, 2013
Free Throws Attempted: 38 by Tennessee, March 6, 2013
Rebounds: 49 by Ole Miss, Jan. 14, 2012
Fouls: 30 by Georgia Southern, Dec. 29, 2010 & North Florida, Dec. 17, 2011

Miscellaneous

Win-Loss Record: 30-24 (.556) -- 3 seasons
Most Combined Points: 172, 88-84 over Georgia Southern, Dec. 29, 2010
Widest AU Victory Margin: 50, 92-42 over Grambling State, Dec. 11, 2012
Widest Margin of Defeat for AU: 31, 83-52 by Florida, Feb. 16, 2013
Most Wins by AU in a Single Season: 14 (2011-12)
Most Games Lost by AU in a Single Season: 11 (2010-11)
Longest Winning Streak: 10 (Started in final game of 2010-11 season and continued through the first nine games of 2011-12)
Longest Losing Streak: 5 (2012-13 Season)
Number of 100-Point Games by AU: 0
Number of 100-Point Games by Opponents: 0



Career Leaders

Points		
1. Chuck Person.....	1982-86	2,311
2. Mike Mitchell	1974-78	2,123
3. Wesley Person	1990-94	2,066
4. Eddie Johnson	1973-77	1,988
5. John Mengelt	1968-71	1,920
6. Ronnie Battle.....	1989-93	1,916
7. Chris Morris.....	1984-88	1,717
8. Frankie Sullivan	2008-13	1,556
9. Jeff Moore	1984-88	1,549
10. Marquis Daniels	1999-03	1,530
11. Scott Pohlman	1997-2001	1,442
12. DeWayne Reed.....	2006-10	1,428
13. Rasheem Barrett	2005-09	1,396
14. Frank Ford	1983-87	1,389
15. Lee DeFore	1963-66	1,386
Aaron Swinson	1991-94	1,386
17. Gary Redding.....	1972-76	1,334
18. Doc Robinson	1996-2000	1,332
19. Stan Pietkiewicz	1974-78	1,265
20. Frank Tolbert	2004-08	1,242
21. Darrell Lockhart.....	1979-83	1,236
22. Wes Flanigan	1993-97	1,228
23. Charles Barkley.....	1981-84	1,183
24. Korvotney Barber	2005-09	1,150
25. Lance Weems	1992-96	1,105

Scoring Average		
1. John Mengelt	1968-71	24.8
2. Mike Mitchell	1974-78	20.4
3. Eddie Johnson	1973-77	19.5
4. Wesley Person	1990-94	19.1
5. Lee DeFore	1963-66	19.0
6. Chuck Person.....	1982-86	18.3
7. Aaron Swinson	1991-94	16.9
8. Ronnie Battle.....	1989-93	16.8
9. Chris Porter	1998-2000	15.3
10. Odell Mosteller.....	1981-83	15.0

Rebounds		
1. Mike Mitchell	1974-78	996
2. Jeff Moore	1984-88	950
3. Chuck Person.....	1982-86	940
4. Gary Redding.....	1972-76	936
5. Rex Frederick.....	1956-59	904
6. Chris Morris.....	1984-88	860
7. Charles Barkley.....	1981-84	806
8. Mamadou N'diaye	1996-2000	798
9. Korvotney Barber	2005-09	762
10. Earl Banks.....	1977-81	730

Rebound Average		
1. Rex Frederick.....	1956-59	14.3
2. Layton Johns.....	1960-63	10.2
3. Mike Mitchell	1974-78	9.6
Charles Barkley.....	1981-84	9.6
5. Freddie Guy	1962-65	9.5
6. Bill Alexander	1967-70	9.0
Gary Redding.....	1972-76	9.0

Field Goals Made		
1. Chuck Person.....	1982-86	1,017
2. Mike Mitchell	1974-78	926
3. Eddie Johnson	1973-77	789
4. Wesley Person	1990-94	772
5. Ronnie Battle.....	1989-93	717
6. John Mengelt	1968-71	712
7. Chris Morris.....	1984-88	694
8. Jeff Moore	1984-88	608
9. Marquis Daniels	1999-2003	597
10. Aaron Swinson	1991-94	574

Field Goals Attempted		
1. Chuck Person.....	1982-86	1,899
2. Mike Mitchell	1974-78	1,830
3. Eddie Johnson	1973-77	1,777
4. Ronnie Battle.....	1989-93	1,556
5. Wesley Person	1990-94	1,533
6. John Mengelt	1968-71	1,462
7. Chris Morris.....	1984-88	1,386
8. Scott Pohlman	1997-2001	1,274
9. Rasheem Barrett	2005-09	1,254
10. DeWayne Reed.....	2006-10	1,223

Field Goal Percentage			
1. Charles Barkley.....	1981-84	467-746	626
2. Aaron Swinson	1991-94	574-943	609
3. Porter Gilbert	1958-61	250-419	597
4. Korvotney Barber	2005-09	476-812	586
5. Chris Davis.....	1994-95	131-226	580
6. Layton Johns.....	1960-63	285-499	571
7. Joe Newton	1962-65	238-418	570
8. Aubrey Wiley.....	1991-94	249-440	566
9. Marco Killingsworth	2001-04	405-726	558
10. Jimmy Fibbe	1958-61	320-584	548

3-Point Field Goals Made		
1. Wesley Person	1990-94	262
2. Lance Weems	1992-96	240
3. Ronnie Battle.....	1989-93	236
4. Frankie Sullivan	2008-13	228
5. Scott Pohlman	1997-2001	206
6. Tay Waller.....	2008-10	187
7. Daymeon Fishback	1996-2000	185
8. DeWayne Reed.....	2006-10	184
9. Rasheem Barrett	2005-09	157
10. Doc Robinson	1996-2000	146

3-Point Field Goals Attempted		
1. Frankie Sullivan	2008-13	713
2. Lance Weems	1992-96	626
3. Scott Pohlman	1997-2001	609
4. Wesley Person	1990-94	594
5. DeWayne Reed.....	2006-10	575
6. Ronnie Battle.....	1989-93	558
7. Daymeon Fishback	1996-2000	530
8. Tay Waller.....	2008-10	484
9. Rasheem Barrett	2005-09	472
10. Doc Robinson	1996-2000	434



Career Leaders

3-Point Field Goal Percentage (min. 1.0 made per game)

1. Wesley Person	1990-94	262-594	441
2. Ronnie Battle	1989-93	236-558	423
3. John Caylor	1986-91	65-157	414
4. Keenan Carpenter	1987-89	103-251	410
5. Larry Patrick	1989-91	38-94	404
6. Gerald White	1983-87	34-87	391
7. Ray Donald	1994-96	93-239	389
8. Tay Waller	2008-10	187-484	386
Franklin Williams	1994-98	105-272	386
9. Aubrey Wiley	1991-94	30-78	385
10. Lance Weems	1992-96	240-626	383

Free Throws Made

1. John Mengelt	1968-71	496
2. Eddie Johnson	1973-77	410
3. Wes Flanigan	1993-97	338
4. Frankie Sullivan	2009-13	334
5. Jeff Moore	1984-88	329
6. DeWayne Reed	2006-10	324
7. Reggie Gallon	1989-93	289
8. Chris Morris	1984-88	287
9. Chris Brandt	1988-92	281
10. Lee DeFore	1963-66	278

Free Throws Attempted

1. John Mengelt	1968-71	619
2. Eddie Johnson	1973-77	512
3. DeWayne Reed	2006-10	492
4. Wes Flanigan	1993-97	485
5. Korvotney Barber	2005-09	445
6. Frankie Sullivan	2009-13	431
7. Chris Brandt	1988-92	429
Jeff Moore	1984-88	429
9. Marquis Daniels	1999-2003	418
10. Bill Alexander	1967-70	409

Free Throw Percentage

1. Ian Young	2004-05	120-140	857
2. Stan Pietkiewicz	1974-78	241-289	834
3. Ray Donald	1994-96	113-136	831
4. Lee DeFore	1963-66	278-338	822
5. Scott Pohlman	1997-2001	240-293	819
6. Jimmy Fibbe	1958-61	198-247	802
7. John Mengelt	1968-71	496-619	801
8. Eddie Johnson	1973-77	410-512	800
9. Lance Weems	1992-96	117-148	791
10. Bobby Buisson	1964-67	246-313	786

Assists

1. Gerald White	1983-87	624
2. Wes Flanigan	1993-97	573
3. Doc Robinson	1996-2000	568
4. Quantez Robertson	2005-09	529
5. Eddie Johnson	1973-77	499
6. DeWayne Reed	2006-10	477
7. Reggie Gallon	1989-93	466
8. Paul Daniels	1980-84	460
9. Stan Pietkiewicz	1974-78	356
10. Terrance Howard	1984-88	349

Blocked Shots

1. Kyle Davis	2000-04	360
2. Mamadou N'diaye	1996-2000	241
3. Korvotney Barber	2005-09	155
4. Charles Barkley	1981-84	145
5. Chris Morris	1984-88	141
6. Pat Burke	1993-97	133
7. Kenny Gabriel	2009-12	105
8. Korvotney Barber	2005-07	98
9. Wesley Person	1990-94	88

Steals

1. Quantez Robertson	2005-09	210
DeWayne Reed	2006-10	210
3. Marquis Daniels	1999-2003	208
4. Frankie Sullivan	2008-13	190
5. Chris Morris	1984-88	189
6. Bryant Smith	1995-99	186
7. Reggie Gallon	1989-93	177
8. Gerald White	1983-87	164
10. Frank Ford	1983-87	156

Note: Figures not available prior to 1978-79 season.

Games Played

1. Frankie Sullivan	2009-13	134
2. Scott Pohlman	1997-2001	129
Frank Ford	1983-87	129
DeWayne Reed	2006-10	120
5. Doc Robinson	1996-2000	128
Mamadou N'diaye	1996-2000	128
Chris Morris	1984-88	128
8. Daymeon Fishback	1996-2000	127
9. Chuck Person	1982-86	126
Quantez Robertson	2005-09	126



Single-Season Leaders

Points		
1. Chuck Person.....1984-85.....747		
2. John Mengelt.....1970-71.....738		
3. Chuck Person.....1985-86.....710		
4. John Mengelt.....1969-70.....696		
5. Mike Mitchell.....1977-78.....671		
6. Marquis Daniels.....2002-03.....625		
7. Wesley Person.....1993-94.....621		
8. Chris Morris.....1987-88.....620		
9. Lee DeFore.....1965-66.....615		
10. Chuck Person.....1983-84.....593		
11. Aaron Swinson.....1993-94.....579		
12. Eddie Johnson.....1973-74.....567		
13. Wesley Person.....1991-92.....538		
Jeff Moore.....1986-87.....538		
15. Keenan Carpenter.....1988-89.....531		
16. Ronnie Battle.....1989-90.....527		
17. DeWayne Reed.....2009-10.....518		
18. Stan Pietkiewicz.....1977-78.....516		
19. Eddie Johnson.....1975-76.....513		
20. Wesley Person.....1992-93.....507		

Scoring Average		
1. John Mengelt.....1970-71.....28.4		
2. John Mengelt.....1969-70.....26.8		
3. Mike Mitchell.....1977-78.....24.9		
4. Lee DeFore.....1965-66.....23.7		
5. Wesley Person.....1993-94.....22.2		
6. Chuck Person.....1984-85.....22.0		
7. Eddie Johnson.....1973-74.....21.8		
8. Chuck Person.....1985-86.....21.5		
9. Eddie Johnson.....1974-75.....20.9		
10. Aaron Swinson.....1993-94.....20.7		
Chris Morris.....1987-88.....20.7		
12. Wesley Person.....1991-92.....19.9		
13. Eddie Johnson.....1975-76.....19.7		
14. Mike Mitchell.....1976-77.....19.4		
John Mengelt.....1968-69.....19.4		
16. Chuck Person.....1983-84.....19.1		
Stan Pietkiewicz.....1977-78.....19.1		
18. Keenan Carpenter.....1988-89.....19.0		

Rebounds		
1. Korvotney Barber.....2008-09.....347		
2. Rex Frederick.....1957-58.....325		
3. Rex Frederick.....1956-57.....322		
4. Bill Alexander.....1969-70.....316		
5. Freddie Guy.....1964-65.....306		
6. Chuck Person.....1984-85.....303		
7. Pepto Bolden.....1973-74.....302		
8. Chris Morris.....1987-88.....295		
9. Jim Retseck.....1970-71.....294		
10. Jeff Moore.....1986-87.....293		
11. Mike Mitchell.....1974-75.....286		

Rebound Average		
1. Rex Frederick.....1956-57.....15.3		
2. Rex Frederick.....1957-58.....14.8		
3. Rex Frederick.....1958-59.....12.9		
4. Layton Johns.....1962-63.....12.4		
5. Bob Miller.....1952-53.....12.3		
6. Freddie Guy.....1964-65.....12.2		

7. Bill Alexander.....1969-70.....12.1
8. Pepto Bolden.....1973-74.....11.6
9. Bob Miller.....1953-54.....11.5
10. Mike Mitchell.....1974-75.....11.4

Field Goals Made		
1. Chuck Person.....1984-85.....334		
2. Chuck Person.....1985-86.....310		
3. Mike Mitchell.....1977-78.....283		
4. John Mengelt.....1970-71.....265		
5. John Mengelt.....1969-70.....258		
6. Chuck Person.....1983-84.....255		
7. Marquis Daniels.....2002-03.....244		
8. Chris Morris.....1987-88.....241		
Lee DeFore.....1965-66.....241		
10. Aaron Swinson.....1993-94.....234		

Field Goals Attempted		
1. Chuck Person.....1984-85.....614		
2. Chuck Person.....1985-86.....597		
3. John Mengelt.....1969-70.....554		
4. John Mengelt.....1970-71.....548		
5. Mike Mitchell.....1977-78.....544		
6. Eddie Johnson.....1973-74.....538		
7. Lee DeFore.....1965-66.....516		
8. Chris Morris.....1987-88.....501		
9. Marquis Daniels.....2002-03.....476		
10. Chuck Person.....1983-84.....470		

Field Goal Percentage		
1. Charles Barkley.....1982-83.....161-250.....644		
2. Charles Barkley.....1983-84.....162-254.....638		
3. Aaron Swinson.....1993-94.....234-371.....631		
4. Joe Newton.....1964-65.....126-208.....606		
5. Aaron Swinson.....1992-93.....183-305.....600		
6. Charles Barkley.....1981-82.....144-242.....595		
7. Aaron Swinson.....1991-92.....157-267.....588		
8. Marco Killingsworth.....2003-04.....145-247.....587		
9. Layton Johns.....1961-62.....129-221.....584		
10. Porter Gilbert.....1960-61.....88-151.....583		

3-Point Field Goals Made		
1. Lance Weems.....1995-96.....108		
2. Tay Waller.....2008-09.....100		
3. Wesley Person.....1993-94.....93		
4. Tay Waller.....2009-10.....87		
5. Keenan Carpenter.....1988-89.....84		
6. Lance Weems.....1994-95.....78		
7. Adam Harrington.....2000-01.....72		
8. Ronnie Battle.....1991-92.....71		
9. Ian Young.....2004-05.....70		
10. Wesley Person.....1991-92.....69		

3-Point Field Goals Attempted		
1. Lance Weems.....1995-96.....279		
2. Tay Waller.....2008-09.....272		
3. Tay Waller.....2009-10.....212		
4. Adam Harrington.....2000-01.....211		
5. Wesley Person.....1993-94.....210		
6. Keenan Carpenter.....1988-89.....203		
7. Frankie Sullivan.....2012-13.....202		
Ian Young.....2004-05.....202		



Single-Season Leaders

9. DeWayne Reed	2008-09	199
10. Lance Weems	1994-95	195

3-Point Field Goal Percentage (min. 1.0 made per game)

1. Ronnie Battle	1991-92	71-139	511
2. Wesley Person	1991-92	69-141	489
3. Franklin Williams	1995-96	32-68	471
4. Wesley Person	1992-93	58-125	464
5. Wesley Person	1993-94	93-210	443
6. Quan Prowell	2006-07	35-81	432
7. John Caylor	1987-88	40-95	421
8. Jay Heard	1998-99	39-93	419
9. Ray Donald	1994-95	45-108	417
10. Keenan Carpenter	1988-89	84-203	414

Free Throws Made

1. John Mengelt	1970-71	208
2. John Mengelt	1969-70	180
3. Wally Tinker	1967-68	148
4. Bob Miller	1953-54	144
5. DeWayne Reed	2009-10	135
6. Lee DeFore	1965-66	133
7. Stan Pietkiewicz	1977-78	128
8. Wally Tinker	1968-69	125
9. Chris Brandt	1989-90	120
Jeff Moore	1986-87	120

Free Throws Attempted

1. John Mengelt	1970-71	256
2. John Mengelt	1969-70	225
3. Bob Miller	1953-54	213
4. Wally Tinker	1967-68	199
5. DeWayne Reed	2009-10	190
6. Chris Brandt	1989-90	186
7. Korvotney Barber	2008-09	182
8. Chris Porter	1998-99	179
9. Wes Flanigan	1995-96	168
10. Aaron Swinson	1993-94	161

Free Throw Percentage (min. 2.0 made per game)

1. Eddie Johnson	1974-75	102-116	879
2. Stan Pietkiewicz	1977-78	128-146	877
3. Jimmy Fibbe	1960-61	83-96	865
Ian Young	2004-05	83-96	865
5. Scott Pohlman	1998-99	69-80	863
6. Jimmy Montgomery	1965-66	83-97	856
7. Frankie Sullivan	2009-10	80-94	851
8. Lee DeFore	1965-66	133-156	853
9. Bobby Buisson	1965-66	100-119	840
10. Jeff Moore	1987-88	86-103	835

Assists

1. Gerald White	1985-86	221
2. Wes Flanigan	1995-96	214
3. Jamison Brewer	2000-01	187
4. Gerald White	1984-85	185
5. Doc Robinson	1999-2000	175
6. Doc Robinson	1998-99	166
7. Quantez Robertson	2006-07	163
8. Terrance Howard	1987-88	160
9. Eddie Johnson	1975-76	149
10. Moochie Norris	1994-95	143

Blocked Shots

1. Kyle Davis	2002-03	126
2. Kyle Davis	2000-01	84
3. Kyle Davis	2001-02	78
4. Mamadou N'diaye	1998-99	77
5. Mamadou N'diaye	1997-98	73
6. Kyle Davis	2003-04	72
7. Mamadou N'diaye	1999-2000	66
8. Korvotney Barber	2006-07	55
9. Charles Barkley	1981-82	51
10. Charles Barkley	1983-84	49

Note: Figures not available prior to 1978-79 season.

Steals

1. Marquis Daniels	2002-03	78
2. Marquis Daniels	2000-01	71
3. Bryant Smith	1997-98	67
DeWayne Reed	2008-09	67
5. Wes Flanigan	1995-96	64
Chris Porter	1998-99	64
Derrick Dennison	1989-90	64
8. Quantez Robertson	2007-08	63
9. Brandon Robinson	2003-04	62
10. Gerald White	1984-85	60

Note: Figures not available prior to 1978-79 season.



Single-Season Team Leaders

Wins	
1.	29 1998-99
2.	24 2008-09
	24 1999-2000
4.	22 2002-03
	22 1985-86
	22 1984-85
7.	20 1983-84
	20 1958-59
	20 1927-28
10.	19 1995-96
	19 1987-88
	19 1959-60
13.	18 2000-01, 1986-87
	18 1974-75, 1962-63, 1961-62

Winning Percentage	
1.	.909 (20-2) 1958-59
	.909 (20-2) 1927-28
3.	.878 (29-4) 1998-99
4.	.864 (19-3) 1959-60
5.	.818 (18-4) 1962-63
6.	.750 (18-6) 1961-62
7.	.727 (16-6) 1957-58
	.727 (16-6) 1938-39
9.	.722 (13-5) 1941-42
	.722 (13-5) 1936-37
11.	.708 (17-7) 1953-54
	.708 (17-7) 1949-50
13.	.706 (24-10) 1999-2000

Games Played	
1.	36 2008-09
2.	34 2002-03
	34 1999-2000
	34 1984-85
5.	33 1998-99
	33 1985-86
7.	32 2006-07
	32 2000-01
	32 1995-96
	32 2009-10

Field Goals Made	
1.	1016 1984-85
2.	977 1985-86
3.	974 1998-99
4.	955 1986-87
5.	928 2008-09
6.	917 2000-01
7.	908 1983-84
8.	887 1977-78
9.	884 1987-88
10.	879 2002-03

Field Goals Attempted	
1.	2245 1998-99
2.	2118 1999-2000
3.	2116 2008-09
4.	2043 2000-01
5.	2040 1984-85
6.	1992 1951-52
7.	1951 1973-74
8.	1934 1985-86
9.	1927 1986-87
10.	1916 1974-75

Field Goal Percentage	
1.	.521 (ranked #1 in NCAA Div. I) . 1959-60
2.	.518 1983-84
3.	.511 1991-92
4.	.508 1981-82
5.	.506 (ranked #1 in NCAA Div. I) . 1993-94
6.	.505 1985-86
7.	.504 1962-63
8.	.502 1968-69
9.	.501 1992-93
10.	.498 1984-85
	.498 1982-83

3-Point Field Goals Made	
1.	287 1995-96
2.	278 2008-09
3.	271 2009-10
4.	259 2004-05
5.	235 2006-07
6.	234 1998-99
7.	229 2007-08
8.	227 1999-2000
9.	222 1994-95
10.	212 1996-97

Season records kept since 1986-87.

3-Point Field Goals Attempted	
1.	832 2008-09
2.	819 2009-10
3.	806 1995-96
4.	755 2004-05
5.	703 1996-97
6.	701 2006-07
7.	695 1999-2000
8.	674 2007-08
9.	672 1998-99
10.	642 2000-01

Season records kept since 1986-87.

3-Point Field Goal Percentage	
1.	.452 1991-92
2.	.390 1992-93
3.	.380 1993-94
4.	.377 1990-91
	.377 1986-87
6.	.366 1994-95
7.	.363 1989-90
8.	.356 1987-88
	.356 2005-06
10.	.348 1998-99

Season records kept since 1986-87.

Free Throws Made	
1.	541 1989-90
2.	532 1953-54
3.	514 1958-59
4.	502 1970-71
5.	499 1969-70
6.	498 1998-99
7.	486 2008-09
8.	485 1971-72
9.	479 1964-65
	479 1956-57

Free Throws Attempted	
1.	802 2008-09
2.	787 1953-54

3.	776 1989-90
4.	707 1958-59
5.	703 1969-70
6.	689 2009-10
7.	686 1995-96
8.	685 2002-03
9.	684 2000-01
	684 1999-2000

Free Throw Percentage	
1.	.792 (ranked #1 in NCAA Div. I) . 1965-66
2.	.772 1959-60
3.	.770 1987-88
4.	.758 1977-78
5.	.750 1985-86
6.	.748 1960-61
7.	.745 1970-71
8.	.743 1964-65
9.	.739 1956-57
10.	.728 1986-87

Rebounds	
1.	1452 1998-99
2.	1335 1999-2000
3.	1323 2008-09
4.	1301 1984-85
5.	1292 1974-75
6.	1269 1973-74
7.	1243 2000-01
8.	1228 1986-87
9.	1212 1951-52
10.	1209 1969-70

Rebound Average	
1.	52.8 1957-58
2.	49.7 1974-75
3.	49.6 1952-53
4.	49.0 1956-57
5.	48.7 1973-74
6.	48.5 1951-52
7.	47.1 1955-56
8.	46.5 1969-70
9.	46.4 1970-71
10.	45.6 1958-59

Rebound Margin	
1.	+9.2 1998-99
2.	+8.6 1961-62
3.	+8.4 1983-84
	+8.4 1958-59
5.	+7.8 1976-77
	+7.8 1964-65
7.	+7.6 1986-87
8.	+7.5 1987-88
9.	+7.1 1984-85
10.	+7.0 1974-75, 1975-76

Personal Fouls	
1.	675 1989-90
2.	674 2008-09
3.	657 2012-13
4.	641 2010-11
5.	635 1990-91
	635 2009-10
7.	629 2000-01
8.	628 1998-99
9.	624 2004-05



Single-Season Leaders

10. 613 2006-07

Fouled Out

- 1. 33 1977-78
- 2. 29 1973-74
- 3. 27 1978-79
- 4. 26 2006-07
- 26 2004-05
- 26 2000-01
- 26 1972-73
- 7. 24 1982-83
- 24 1981-82
- 9. 23 1993-94
- 23 1989-90, 1990-91

Assists

- 1. 532 2006-07
- 2. 526 1985-86
- 3. 518 1987-88
- 4. 507 2008-09
- 5. 501 1986-87
- 6. 495 2000-01
- 7. 493 1994-95
- 8. 482 1995-96
- 9. 481 1983-84
- 10. 464 1984-85

Season records kept only since 1965-66.

Blocked Shots

- 1. 178 2002-03

- 2. 155 2000-01
- 3. 152 2001-02
- 152 1997-98
- 5. 149 2011-12
- 6. 134 2003-04
- 7. 124 2012-13
- 8. 123 2008-09
- 9. 118 1984-85
- 118 2005-06

Note: Figures not available prior to 1978-79 season.

Steals

- 1. 327 1998-99
- 327 2008-09
- 3. 270 2006-07
- 4. 269 2002-03
- 5. 265 2000-01
- 6. 259 2007-08
- 7. 258 1989-90
- 8. 252 2009-10
- 9. 251 1995-96
- 10. 247 1999-2000

Note: Figures not available prior to 1978-79 season.

Points

- 1. 2680 1998-99
- 2. 2620 2008-09
- 3. 2477 2000-01
- 2477 1986-87
- 5. 2423 1999-2000

- 6. 2422 2009-10
- 7. 2410 1989-90
- 8. 2408 2002-03
- 9. 2390 1984-85
- 10. 2379 1985-86

Scoring Average

- 1. 86.6 1991-92
- 2. 82.1 1970-71
- 3. 82.0 1977-78
- 4. 81.73 1974-75
- 5. 81.71 1993-94
- 6. 81.3 1975-76
- 7. 81.2 1998-99
- 8. 80.5 1976-77
- 9. 80.4 1992-93
- 10. 79.9 1986-87

Scoring Margin

- 1. +19.6 1998-99
- 2. +17.4 1958-59
- 3. +11.2 1962-63
- 4. +10.2 1961-62
- 5. +9.5 1959-60
- 6. +7.7 1964-65
- 7. +7.3 1956-57
- 8. +7.0 1957-58
- 9. +6.9 1999-2000
- 10. +5.6 1985-86

All-Time Win Streaks

- 30..... Began with an 80-72 win over Georgia Tech at Georgia Tech on Jan. 22, 1958, and ended with a 75-56 loss to Kentucky at Kentucky on Feb. 21, 1959.
- 17..... Began with a 114-60 win over Southeastern Louisiana in Auburn on Nov. 13, 1998, and ended with a 72-62 loss to Kentucky at Kentucky on Jan. 20, 1999.
- 15..... Began with a 55-54 win over Vanderbilt at Auburn on Jan. 30, 1960, and ended with a 56-48 loss to Miss. State at Miss. State on Jan. 7, 1961.
- 14..... First 14 games of 1927-28 season. Began with a 38-12 win over Montgomery YMCA and ended with a 43-42 loss to Ole Miss.
- 14..... Began with a 65-56 win over Belmont in Auburn Dec. 1, 1999, and ended with a 79-77 loss at Ole Miss Jan. 22, 2000.
- 11..... Began with a 27-24 win over Miss. State in the third game of the 1926-27 season and ended with a 25-23 loss to Tennessee in February of 1927.

- 10..... Began with a 60-50 win over Alabama at Alabama on Jan. 20, 1962, and ended with a 63-60 loss to Kentucky at Auburn on Feb. 26, 1962.
- 9..... Began with an 83-58 win over Troy State at Auburn on Nov. 27, 1951, and ended with a 79-62 loss to Georgia Tech at Georgia Tech on Dec. 29, 1952.
- 9..... Began with an 80-56 win over Georgia Tech at Auburn on Jan. 20, 1954, and ended with a 109-79 loss to Kentucky at Kentucky on Feb. 27, 1954.
- 9..... Began with a 62-49 win over Alabama at Alabama on Mar. 4, 1962, and ended with a 62-53 loss to Miss. State at Auburn on Jan. 5, 1963.
- 9..... Began with a 94-64 win at Puerto-Rico Mayaguez on Dec. 20, 2002, and ended with a 67-51 loss at #8 Kentucky on Jan. 22, 2003

Homecourt Win Streaks

- 36..... Began with a 73-66 win over Georgia on Jan. 26, 1957, and ended with a 56-48 loss to Miss. State on Jan. 7, 1961.
- 30..... Began with a 77-62 win over Southern Miss in the first round of the NIT and last home game of the 1997-98 season and ended with a 55-53 loss to #12 LSU Mar. 1, 2000.
- 17..... Began with a 27-24 win over Miss. State in the third game of the 1926-27 season and ended with a 43-42 loss to Ole Miss in the 15th game of the 1927-28 season.

- 15..... Began with a 92-70 win over Georgia Tech on Feb. 27, 1974, and ended with a 63-62 loss to Alabama on Jan. 10, 1976.
- 10..... Began with a 79-44 win over Ole Miss on Jan. 7, 1963, and ended with a 62-57 loss to Georgia Tech on Feb. 3, 1964.
- 10..... Began with a 76-73 win over Ole Miss on Mar. 2, 2011, and ended with a 68-53 loss to #2 Kentucky on Jan. 11, 2012.



Year-By-Year Leaders

Scoring

Season	Player	G	FGM	3FG	FTM	PTS	AVG.
2012-13	Frankie Sullivan, Sr, G	32	148	56	113	465	14.5
2011-12	Frankie Sullivan, Jr, G	31	126	60	80	392	12.6
2010-11	Earnest Ross, So., G	31	126	48	107	407	13.1
2009-10	DeWayne Reed, Sr, G	32	167	49	135	518	16.5
2008-09	DeWayne Reed, Jr, G	36	156	65	97	474	13.2
2007-08	Quan Prowell, Sr, F	25	142	39	51	374	15.0
2006-07	Josh Dollard, So., F	26	125	18	58	326	12.5
2005-06	Ronny LeMelle, Sr, G	28	123	58	55	359	12.8
2004-05	Toney Douglas, Fr, G	31	179	70	105	525	16.9
2003-04	Marco Killingsworth, Jr, F	27	145	4	77	371	13.7
2002-03	Marquis Daniels, Sr, F	34	244	30	107	625	18.4
2001-02	Marquis Daniels, Jr, F	28	115	22	73	325	11.6
2000-01	Marquis Daniels, So., F	32	206	11	395	503	15.7
1999-2000	Chris Porter, Sr, F	26	141	4	304	380	14.6
1998-99	Chris Porter, Jr, F	30	179	8	381	479	16.0
1997-98	Doc Robinson, So, G	30	140	43	358	372	12.4
1996-97	Wes Flanigan, Sr, G	31	117	26	81	341	11.0
1995-96	Lance Weems, Sr, G	32	149	108	24	430	13.4
1994-95	Lance Weems, Jr, G	29	127	78	50	382	13.2
1993-94	Wesley Person, Sr, G/F	28	217	93	93	621	22.2
1992-93	Wesley Person, Jr, F	27	194	58	61	507	18.8
1991-92	Wesley Person, So., F	27	208	69	53	538	19.9
1990-91	Ronnie Battle, So., G	29	184	50	76	494	17.0
1989-90	Ronnie Battle, Fr, G	31	202	64	59	527	17.0
1988-89	Keenan Carpenter, Sr, G	28	195	84	57	531	19.0
1987-88	Chris Morris, Sr, F	30	241	33	105	620	20.7
1986-87	Jeff Moore, Jr, C	31	208	2	120	538	17.4
1985-86	Chuck Person, Sr, F	33	310	0	90	710	21.5
1984-85	Chuck Person, Jr, F	34	334	0	79	747	22.0
1983-84	Chuck Person, So., F	31	255	0	83	593	19.1
1982-83	Charles Barkley, So., C	28	161	0	82	404	14.4
1981-82	Odell Mosteller, Jr, G	28	186	0	73	445	15.9
1980-81	Earl Banks, Sr, C	27	140	0	40	320	11.9
1979-80	Bubba Price, Sr, G	28	123	0	59	305	10.9
1978-79	Bobby Cattage, So, C	29	184	0	92	460	15.9
1977-78	Mike Mitchell, Sr, F	27	283	0	105	671	24.9
1976-77	Mike Mitchell, Jr, F	26	229	0	47	505	19.4
1975-76	Eddie Johnson, Jr, G	26	204	0	105	513	19.7
1974-75	Eddie Johnson, So., G	24	200	0	102	502	20.9
1973-74	Eddie Johnson, Fr, G	26	231	0	105	567	21.8
1972-73	Gary England, Sr, G	26	140	0	53	333	12.8
1971-72	Jim Retseck, Jr, F	26	165	0	100	430	16.5
1970-71	John Mengelt, Sr, G	26	265	0	208	738	28.4
1969-70	John Mengelt, Jr, G	26	258	0	180	696	26.8
1968-69	John Mengelt, So., G	25	189	0	108	486	19.4
1967-68	Wally Tinker, Jr, F	26	115	0	148	378	14.5
1966-67	Alex Howell, Jr, G	25	148	0	52	348	14.0
1965-66	Lee DeFore, Sr, F	26	241	0	133	615	23.7
1964-65	Lee DeFore, Jr, F	23	145	0	73	363	15.8
1963-64	Lee DeFore, So., F	23	168	0	72	408	17.7
1962-63	Layton Johns, Sr, C	22	119	0	92	330	15.0
1961-62	Layton Johns, Jr, C	24	129	0	119	377	15.7
1960-61	Jimmy Fibbe, Sr, F	22	120	0	83	323	14.7
1959-60	Henry Hart, Sr, G	20	108	0	94	310	15.5
1958-59	Jimmy Lee, Sr, G	22	112	0	65	289	13.1
1957-58	Rex Frederick, Jr, F	22	123	0	109	355	16.1
1956-57	Jimmy Lee, So, G	21	134	0	66	334	15.9
1955-56	Bill McGriff, So., C	21	121	0	92	334	15.9
1954-55	Bill Kirkpatrick, Sr, G	20	152	0	67	371	18.7
1953-54	Bob Miller, Sr, C	24	141	0	144	426	17.8

1952-53	Bob Miller, Jr, C	21	86	0	96	268	15.8
1951-52	Inman Veal, So., G	26	114	0	47	284	10.9
1950-51	Dan Pridgen, Sr, C	22	111	0	56	278	12.6
1949-50	Bill Lynn, Sr, C	23	129	0	81	339	14.7

Rebounding

Season	Player	G	REB.	AVG.
2012-13	Robb Chubb, Sr, C	32	210	6.6
2011-12	Kenny Gabriel, Sr, F	31	227	7.3
2010-11	Earnest Ross, So., G	31	205	6.6
2009-10	Lucas Hargrove, Sr, F	32	224	7.0
2008-09	Korvotney Barber, Sr, F	36	347	9.6
2007-08	Quan Prowell, Sr, F	25	158	6.3
2006-07	Josh Dollard, So., F	26	181	7.0
2005-06	Korvotney Barber, Fr, F	28	134	4.8
2004-05	Quinnel Brown, Sr, F	31	186	6.0
2003-04	Marco Killingsworth, Jr, F	27	187	6.9
2002-03	Marco Killingsworth, So., F	34	219	6.4
2001-02	Marquis Daniels, Jr, F	28	148	5.3
2000-01	Jamison Brewer, So., G	32	230	7.2
1999-2000	Mamadou N'diaye, Sr, C	34	267	7.9
1998-99	Chris Porter, Jr, F	30	259	8.6
1997-98	Mamadou N'diaye, So., C	30	208	6.9
1996-97	Pat Burke, Sr, C	31	216	7.0
1995-96	Pat Burke, Jr, C	32	278	8.7
1994-95	Chris Davis, Jr, F	29	178	6.1
1993-94	Aubrey Wiley, Sr, F	28	261	9.3
1992-93	Aaron Swinson, Jr, F/C	27	207	7.7
1991-92	Aaron Swinson, So., F	27	203	7.5
1990-91	Robert McKie, So., C	28	164	5.9
1989-90	John Caylor, Jr, C-F	28	189	6.8
1988-89	Matt Geiger, So., C	28	186	6.6
1987-88	Chris Morris, Sr, F	30	295	9.8
1986-87	Jeff Moore, Jr, C	31	293	9.5
1985-86	Chuck Person, Sr, F	33	260	7.9
1984-85	Chuck Person, Jr, F	34	303	8.9
1983-84	Charles Barkley, Jr, C	28	265	9.5
1982-83	Charles Barkley, So., C	28	266	9.5
1981-82	Charles Barkley, Fr, C	28	275	9.8
1980-81	Earl Banks, Sr, C	27	188	7.0
1979-80	Earl Banks, Jr, C	28	164	5.9
1978-79	Bobby Cattage, So., C	29	269	9.3
1977-78	Mike Mitchell, Sr, F	27	241	8.9
1976-77	Pepto Bolden, Sr, F	26	233	9.0
1975-76	Mike Mitchell, So., F	26	249	9.6
1974-75	Mike Mitchell, Fr, F	25	286	11.4
1973-74	Pepto Bolden, Fr, C	26	302	11.6
1972-73	Gary Redding, Fr, F	26	214	8.2
1971-72	Jim Retseck, Jr, F	26	240	9.2
1970-71	Jim Retseck, So., F	26	294	11.3
1969-70	Bill Alexander, Sr, C	26	316	12.1
1968-69	Wally Tinker, Sr, F	25	195	7.8
1967-68	Bill Alexander, So., C	25	186	7.4
1966-67	Wally Tinker, So., F	25	211	8.4
1965-66	Lee DeFore, Sr, F	26	249	9.6
1964-65	Freddie Guy, Sr, F	25	306	12.2
1963-64	Freddie Guy, Jr, F	22	257	11.7
1962-63	Layton Johns, Sr, C	22	274	12.4
1961-62	Layton Johns, Jr, C	24	270	11.3
1960-61	Jimmy Fibbe, Sr, F	22	144	6.5
1959-60	Jimmy Fibbe, Jr, C	22	152	6.9
1958-59	Rex Frederick, Sr, C	20	257	12.9



Year-By-Year Leaders

1957-58 Rex Frederick, Jr., F.....	22 325 14.8
1956-57 Rex Frederick, So., F.....	21 322 15.3
1955-56 Bill McGriff, Sr., C.....	21 214 10.2
1954-55 Jim O'Donnell, Sr., F.....	20 172 8.6
1953-54 Bob Miller, Sr., C.....	24 277 11.5
1952-53 Bob Miller, Jr., C.....	17 209 12.3
1951-52 Bob Fenn, Jr., C.....	25 194 7.8
1950-51 Dan Pridgen, Sr., C.....	20 181 9.1

Field Goal Percentage

Season	Player	G	FGM-FGA	Pct.
2012-13 Rob Chubb, Sr., C.....	32 115-239 481
2011-12 Chris Denson, So., G.....	30 90-194 464
2010-11 Rob Chubb, So., C.....	29 93-200 465
2009-10 Brendan Knox, Sr., C.....	32 108-163 663
2008-09 Korvotney Barber, Sr., F.....	36 188-345 545
2007-08 Quan Prowell, Sr., F.....	25 142-261 544
2006-07 Korvotney Barber, So., F.....	32 148-244 607
2005-06 Korvotney Barber, Fr., F.....	28 81-141 574
2004-05 Daniel Hayles, Fr., F-G.....	31 71-142 500
2003-04 Marco Killingsworth, Jr., F.....	27 145-247 587
2002-03 Marco Killingsworth, So., F.....	34 170-309 550
2001-02 Marco Killingsworth, Fr., F.....	28 90-170 529
2000-01 Marquis Daniels, So., G.....	32 206-395 522
1999-2000 Mamadou N'diaye, Sr., C.....	34 100-187 535
1998-99 Mamadou N'diaye, Jr., C.....	33 88-180 489
1997-98 Bryant Smith, Jr., F.....	28 130-257 506
1996-97 Pat Burke, Sr., C.....	31 128-270 474
1995-96 Franklin Williams, So., F.....	32 115-217 530
1994-95 Chris Davis, Jr., F.....	29 131-226 580
1993-94 Aaron Swinson, Sr., F.....	28 234-371 631
1992-93 Aaron Swinson, Jr., F/C.....	27 183-305 600
1991-92 Aaron Swinson, So., F.....	27 157-267 588
1990-91 John Caylor, Sr., F-C.....	29 86-170 506
1989-90 John Caylor, Jr., C-F.....	28 90-169 533
1988-89 Matt Geiger, So., C.....	28 170-337 504
1987-88 John Caylor, So., F.....	30 102-193 528
1986-87 Chris Morris, Jr., F.....	31 170-304 559
1985-86 Frank Ford, Jr., G.....	33 153-281 544
1984-85 Frank Ford, So., G.....	34 161-291 553
1983-84 Charles Barkley, Jr., C.....	28 162-254 638
1982-83 Charles Barkley, So., C.....	28 161-250 644
1981-82 Charles Barkley, Fr., C.....	28 144-242 595
1980-81 Earl Banks, Sr., C.....	27 140-248 565
1979-80 Rich Valavicius, Sr., F.....	17 71-136 522
1978-79 Rich Valavicius, Jr., F.....	29 171-322 531
1977-78 Myles Patrick, Sr., F.....	27 103-196 526
1976-77 Mike Mitchell, Jr., F.....	26 229-429 534
1975-76 Gary Redding, Sr., F.....	26 139-265 525
1974-75 Gary Redding, Jr., F.....	26 159-309 515
1973-74 Pepto Bolden, Fr., C.....	26 113-212 533
1972-73 Albert Johnson, Sr., F.....	24 76-144 528
1971-72 Ernie Magri, Jr., F.....	19 62-110 564
1970-71 Al Leapheart, Jr., C.....	26 114-225 506
1969-70 Bill Alexander, Sr., C.....	26 141-271 520
1968-69 Bill Alexander, Jr., C.....	25 126-238 529
1967-68 Tom Perry, Jr., F.....	24 75-147 510
1966-67 Tom Perry, So., F.....	25 78-135 577
1965-66 Bobby Buisson, Jr., G.....	26 105-185 566
1964-65 Joe Newton, Sr., C.....	24 126-208 606
1963-64 Joe Newton, Jr., C.....	22 85-154 552
1962-63 John Blackwell, Jr., F.....	22 123-219 562

1961-62 Layton Johns, Jr., C.....	24 129-232 556
1960-61 Porter Gilbert, Sr., G.....	19 88-151 583
1959-60 Porter Gilbert, Jr., G.....	22 97-169 574
1958-59 Jimmy Fibbe, So., F.....	22 92-160 575
1957-58 Rex Frederick, Jr., F.....	22 123-276 446
1956-57 Rex Frederick, So., F.....	21 103-201 512
1955-56 Kay Slayden, Sr., F.....	21 107-222 482
1954-55 Gordon Mummert, Sr., C.....	19 81-180 450
1953-54 Bob Miller, Sr., C.....	24 141-284 496
1952-53 Bob Miller, Jr., C.....	21 86-212 406
1951-52 Bill Fickling, So., F.....	22 75-191 393
1950-51 Don Lanford, Sr., G.....	22 89-265 336
1949-50 Don Lanford, Jr., G.....	22 76-188 404

Minimum of 3 FGM per game.

3-Point Field Goals

Season	Player	G	3FGM	AVG.
2012-13 Frankie Sullivan, Sr., G.....	32 56 1.8
2011-12 Frankie Sullivan, Jr., G.....	31 60 1.9
2010-11 Earnest Ross, So., G.....	31 48 1.5
2009-10 Tay Waller, Sr., G.....	26 87 3.4
2008-09 Tay Waller, Jr., G.....	36 100 2.8
2007-08 Rasheem Barrett, Jr., G.....	30 46 1.5
2006-07 Quan Prowell, Jr., F.....	21 35 1.7
2005-06 Ronny LeMelle, Sr., G.....	28 58 2.1
2004-05 Ian Young, Sr., G.....	30 70 2.3
2003-04 Ian Young, Jr., G.....	28 59 2.1
2002-03 Derrick Bird, Sr., G.....	34 56 1.6
2001-02 Adam Harrington, Jr., G.....	28 52 1.9
2000-01 Adam Harrington, So., G.....	31 72 2.3
1999-2000 Daymeon Fishback, Sr., G.....	34 59 1.7
1998-99 Scott Pohlman, So., G.....	33 62 1.9
1997-98 Scott Pohlman, Fr., G.....	30 53 1.8
1996-97 Daymeon Fishback, Fr., G.....	31 57 1.8
1995-96 Lance Weems, Sr., G.....	32 108 3.4
1994-95 Lance Weems, Jr., G.....	29 78 2.7
1993-94 Wesley Person, Sr., G/F.....	28 93 3.3
1992-93 Wesley Person, Jr., F.....	27 58 2.1
1991-92 Ronnie Battle, Jr., G.....	27 71 2.6
1990-91 Ronnie Battle, So., G.....	29 50 1.7
1989-90 Ronnie Battle, Fr., G.....	31 64 2.1
1988-89 Keenan Carpenter, Sr., G.....	28 84 3.0
1987-88 John Caylor, So., F.....	30 40 1.3
1986-87 Gerald White, Sr., G.....	24 32 1.3

Minimum of 1.0 3FGM per game. Note: 3-point shot instituted in 1986-87.

3-Point Field-Goal Percentage (min. 1.0 made per game)

Season	Player	G	3FGM-3FGA	Pct.
2012-13 Jordan Price, Fr., G.....	27 30-77 390
2011-12 Kenny Gabriel, Sr., F.....	31 43-133 323
2010-11 Earnest Ross, So., G.....	31 48-144 333
2009-10 Tay Waller, Sr., G.....	26 87-212 410
2008-09 Tay Waller, Jr., G.....	36 100-272 368
2007-08 Quan Prowell, Sr., F.....	25 39-95 411
2006-07 Quan Prowell, Jr., F.....	21 35-81 432
2005-06 Rasheem Barrett, Fr., G.....	28 39-100 390
2004-05 Nathan Watson, Sr., G.....	31 52-139 374
2003-04 Ian Young, Jr., G.....	28 59-150 393
2002-03 Nathan Watson, So., G.....	28 38-103 369
2001-02 Adam Harrington, Jr., G.....	28 52-148 351
2000-01 Adam Harrington, So., G.....	31 72-211 341
1999-2000 Daymeon Fishback, Sr., G.....	34 59-164 360



Year-By-Year Leaders

1998-99 Jay Heard, Fr., G 33 39-93 419
1997-98 Daymeon Fishback, So., G 29 39-111 351
1996-97 Franklin Williams, Jr., F 31 33-86 384
1995-96 Franklin Williams, So., F 32 32-68 471
1994-95 Ray Donald, Jr., G/F 29 45-108 417
1993-94 Wesley Person, Sr., G/F 28 93-210 443
1992-93 Wesley Person, Jr., F 27 58-125 464
1991-92 Ronnie Battle, Jr., G 27 71-139 511
1990-91 Ronnie Battle, So., G 29 50-122 410
1989-90 Ronnie Battle, Fr., G 31 64-164 390
1988-89 Keenan Carpenter, Sr., G 28 84-203 414
1987-88 John Caylor, So., F 30 40- 95 421
1986-87 Gerald White, Sr., G 24 32- 83 386

Minimum of 1.0 3FGM per game. Note: 3-point shot instituted in 1986-87.

Free Throw Percentage

Season	Player	G	FTM-FTA	Pct.
2012-13 Frankie Sullivan, Sr., G 32 113-143790
2011-12 Frankie Sullivan, Jr. G 31 80-114702
2010-11 Earnest Ross, So., G 31 107-135793
2009-10 Frankie Sullivan, So., G 31 80-94851
2008-09 Tay Waller, Jr., G 36 56-70800
2007-08 Frank Tolbert, Sr., G 30 102-134761
2006-07 Frank Tolbert, Jr., G 32 83-116716
2005-06 Rasheem Barrett, Fr., G 28 52-69754
2004-05 Ian Young, Sr., G 30 83-96865
2003-04 Ian Young, Jr., G 28 37-44841
2002-03 Derrick Bird, Sr., G 34 56-69812
2001-02 Adam Harrington, Jr., G 28 55-79696
2000-01 Scott Pohlman, Sr., G 32 70-86814
1999-2000 Doc Robinson, Sr., G 34 63-81778
1998-99 Scott Pohlman, So., G 33 69-80863
1997-98 Bryant Smith, Jr., F 28 99-149664
1996-97 Wes Flanigan, Sr., G 31 81-122664
1995-96 Ray Donald, Sr., G 32 61-68897
1994-95 Wes Flanigan, So., G 29 81-101802
1993-94 Wesley Person, Sr., G/F 28 94-128734
1992-93 Ronnie Battle, Sr., G 27 79-96823
1991-92 Chris Brandt, Sr., C 27 108-147735
1990-91 Ronnie Battle, So., G 29 76-99768
1989-90 Reggie Gallon, Fr., G 31 99-128773
1988-89 Keenan Carpenter, Sr., G 28 57- 73781
1987-88 Jeff Moore, Sr., C 20 86-103835
1986-87 Jeff Moore, Jr., C 31 120-150800
1985-86 Chuck Person, Sr., F 33 90-112804
1984-85 Chuck Person, Jr., F 34 79-107738
1983-84 Chuck Person, So., F 31 83-114728
1982-83 Odell Mosteller, Sr., G 28 73- 90811
1981-82 Odell Mosteller, Jr., G 28 73- 99737
1980-81 Frank Poindexter, So., F 27 81-100810
1979-80 Rich Valavicius, Sr., F 17 47- 61770
1978-79 Bubba Price, Jr., G 29 97-123789
1977-78 Stan Pietkiewicz, Sr., G 27 128-146877
1976-77 Eddie Johnson, Sr., G 26 98-124790
1975-76 Eddie Johnson, Jr., G 26 105-142739
1974-75 Eddie Johnson, So., G 24 102-116879
1973-74 Eddie Johnson, Fr., G 26 105-130807
1972-73 Mike Christian, Jr., G 26 78-114684
1971-72 Henry Harris, Sr., G 26 94-128734
1970-71 John Mengelt, Sr., G 26 208-256812
1969-70 John Mengelt, Jr., G 26 180-225800
1968-69 Wally Tinker, Sr., F 25 125-152822

1967-68 Tom Perry, Jr., F 24 69- 86802
1966-67 Bobby Buisson, Sr., G 25 97-126785
1965-66 Jimmy Montgomery, Sr., F 26 83- 97856
1964-65 Lee DeFore, Jr., F 23 73- 92793
1963-64 Joe Newton, Jr., C 22 61- 76803
1962-63 Larry Cart, Sr., G 22 66- 89742
1961-62 Layton Johns, Jr., C 24 119-155768
1960-61 Jimmy Fibbe, Sr., F 22 83- 96865
1959-60 David Vaughn, Jr., F 18 68- 85800
1958-59 Henry Hart, Sr., G 22 102-138739
1957-58 Jimmy Lee, Jr., G 22 62- 85729
1956-57 Jimmy Lee, So., G 21 66- 85776
1955-56 Jim O'Donnell, Sr., F 21 80-104769
1954-55 Jim O'Donnell, Jr., F 20 112-147762
1953-54 Jack Turner, Sr., G 24 82-110745
1952-53 Jack Turner, Jr., G 21 82-117701
1951-52 Jack Turner, So., G 22 66- 89742
1950-51 George Hill, Sr., F 22 61- 76803
1949-50 Don Lanford, Jr., G 22 78-101772

Minimum of 2.0 FTM per game.

Assists

Season	Player	G	AST	APG
2012-13 Josh Wallace, Sr., G 3291 2.8
2011-12 Varez Ward, So., G 27 103 3.8
2010-11 Josh Wallace, So., G 31 120 3.9
2009-10 DeWayne Reed, Sr., G 32 139 4.3
2008-09 DeWayne Reed, Jr., G 36 134 3.7
2007-08 Quantez Robertson, Jr., G 30 122 4.1
2006-07 Quantez Robertson, So., G 32 163 5.1
2005-06 Quantez Robertson, Fr., G 28 130 4.6
2004-05 Ian Young, Sr., G 30 121 4.0
2003-04 Ian Young, Jr., G 2868 2.4
2002-03 Marquis Daniels, Sr., G 34 113 3.3
2001-02 Marquis Daniels, Jr., F 28 116 4.1
2000-01 Jamison Brewer, So., G 32 187 5.8
1999-2000 Doc Robinson, Sr., G 34 175 5.1
1998-99 Doc Robinson, Jr., G 33 166 5.0
1997-98 Doc Robinson, So., G 30 131 4.4
1996-97 Wes Flanigan, Sr., G 31 138 4.5
1995-96 Wes Flanigan, Jr., G 32 214 6.7
1994-95 Moochie Norris, Jr., G 29 143 4.9
1993-94 Wes Flanigan, Fr., G 28 137 4.9
1992-93 Reggie Gallon, Sr., G 27 121 4.5
1991-92 Champ Wrencher, Sr., G 27 121 4.5
1990-91 Reggie Gallon, So., G 29 119 4.1
1989-90 Reggie Gallon, Fr., G 31 119 3.8
1988-89 Derrick Dennison, Jr., G 28 119 4.3
1987-88 Terrance Howard, Sr., G 30 160 5.3
1986-87 Gerald White, Sr., G 24 124 5.2
1985-86 Gerald White, Jr., G 33 221 6.7
1984-85 Gerald White, So., G 34 185 5.4
1983-84 Paul Daniels, Sr., G 30 132 4.4
1982-83 Paul Daniels, Jr., G 28 134 4.8
1981-82 Paul Daniels, So., G 28 136 4.9
1980-81 Byron Henson, So., G 2663 2.4
1979-80 Eric Stringer, Jr., G 28 103 3.7
1978-79 Bubba Price, Jr., G 29 120 4.1
1977-78 Stan Pietkiewicz, Sr., G 27 128 4.7
1976-77 Eddie Johnson, Sr., G 26 135 5.2
1975-76 Eddie Johnson, Jr., G 26 149 5.7
1974-75 Eddie Johnson, So., G 24 140 5.8



Year-By-Year Leaders

1973-74 Mike Christian, Sr., G 26 94 3.6
1972-73 Gary England, Sr., G 26 82 3.2
1971-72 Henry Harris, Sr., G 26 69 2.7
1970-71 John Mengelt, Sr., G 26 91 3.5
1969-70 Carl Shetler, Sr., G 26 67 2.6
1968-69 Wally Tinker, Sr., F 25 129 5.2
1967-68 Tom Perry, Jr., F 24 96 4.0
1966-67 Bobby Buisson, Sr., G 25 73 2.9
1965-66 Bobby Buisson, Jr., G 26 109 4.2

Note: Figures not available prior to 1965-66 season.

Blocked Shots

Season	Player	G	BK
2012-13 Asaahn Dixon-Tatum, Jr., C 32 44
2011-12 Kenny Gabriel, Sr., F 31 71
2010-11 Kenny Gabriel, Jr., F 31 28
2009-10 Bredon Knox, Sr., C 32 33
2008-09 Korvotney Barber, Sr., F 36 44
2007-08 Frank Tolbert, Sr., G 30 14
2006-07 Korvotney Barber, Jr., F 32 55
2005-06 Korvotney Barber, Fr., F 28 43
2004-05 Frank Tolbert, Fr., G 30 15
2003-04 Kyle Davis, Sr., C 28 72
2002-03 Kyle Davis, Jr., C 34 126
2001-02 Kyle Davis, So., C 24 78
2000-01 Kyle Davis, Fr., C 30 84
1999-2000 Mamadou N'diaye, Sr., C 34 66
1998-99 Mamadou N'diaye, Jr., C 33 77
1997-98 Mamadou N'diaye, So., C 30 73
1996-97 Pat Burke, Sr., C 31 33
1995-96 Pat Burke, Jr., C 32 45
1994-95 Pat Burke, So., C 29 29
1993-94 Pat Burke, Fr., C 28 26
1992-93 Mark Hutton, Jr., F 27 38
1991-92 Wesley Person, So., F 27 29
1990-91 Wesley Person, Fr., F 26 31
1989-90 Zane Arnold, Jr., C 31 21
1988-89 Matt Geiger, So., C 28 25
1987-88 Chris Morris, Sr., F 30 39
1986-87 Mike Jones, So., F 31 41
1985-86 Mike Jones, Fr., F 33 34
1984-85 Chris Morris, Fr., F 34 45
1983-84 Charles Barkley, Jr., C 28 49
1982-83 Charles Barkley, So., C 28 45
1981-82 Charles Barkley, Fr., C 28 51
1980-81 Earl Banks, Sr., C 27 20
1979-80 Benny Anthony, Sr., F 28 26
1978-79 Earl Banks, So., C 29 21

Note: Figures not available prior to 1978-79 season.

Steals

Season	Player	G	ST
2012-13 Allen Payne, Jr., F 32 38
2011-12 Frankie Sullivan, Jr., G 31 44
2010-11 Josh Wallace, So., G 31 53
2009-10 Frankie Sullivan, So., G 31 59
2008-09 DeWayne Reed, Jr., G 36 67
2007-08 Quantez Robertson, Jr., G 30 63
2006-07 Quantez Robertson, So., G 32 55
2005-06 Ronny LeMelle, Sr., G 28 40
2004-05 Nathan Watson, Sr., G 31 52
2003-04 Brandon Robinson, Jr., F 28 62

2002-03 Marquis Daniels, Sr., F 34 78
2001-02 Marquis Daniels, Jr., F 28 54
2000-01 Marquis Daniels, So., F 32 71
1999-2000 Chris Porter, Sr., F 26 52
1998-99 Chris Porter, Jr., F 30 64
1997-98 Bryant Smith, Jr., F 28 67
1996-97 Bryant Smith, So., F 31 53
1995-96 Wes Flanigan, Jr., G 32 64
1994-95 Moochie Norris, Jr., G 29 51
1993-94 Wesley Person, Sr., G/F 28 28
1992-93 Reggie Gallon, Sr., G 27 39
1991-92 Reggie Gallon, Jr., G 27 39
1990-91 Reggie Gallon, So., G 29 41
1989-90 Derrick Dennison, Sr., F 30 64
1988-89 Derrick Dennison, Jr., G 28 44
1987-88 Chris Morris, Sr., F 30 52
1986-87 Chris Morris, Jr., F 31 45
1985-86 Chris Morris, So., F 33 49
1984-85 Gerald White, So., G 34 60
1983-84 Chuck Person, So., F 31 38
1982-83 Paul Daniels, Jr., G 28 42
1981-82 Odell Mosteller, Jr., G 28 30
1980-81 Alvin Mumphord, So., G 26 29
1979-80 Bubba Price, Sr., G 28 33
1978-79 Bubba Price, Jr., G 29 49

Note: Figures not available prior to 1978-79 season.



1,000-Point Club

1. Chuck Person • Forward, 6-8, 215, Brantley, Ala. (Brantley)

Year	GP-GS	Min-Avg	FG-FGA	Pct	3FG-A	Pct	FT-FTA	Pct	Reb.-Avg	PF-FO	Ast	TO	Blk	Stl	Pts-Avg
1982-83	28-20	636-22.7	118-218	.541	--	--	25-33	.758	128-4.6	57-1	37	37	6	13	261-9.3
1983-84	31-30	1045-34.8	255-470	.543	--	--	83-114	.728	249-8.0	62-3	38	82	8	38	593-19.1
1984-85	34-34	1240-36.5	334-614	.544	--	--	79-107	.738	303-8.9	78-0	69	80	18	42	747-22.0
1985-86	33-33	1194-36.2	310-597	.519	--	--	90-112	.804	260-7.9	83-3	30	73	12	27	710-21.5
Totals	126-117	4115-32.7	1017-1899	.536	--	--	277-366	.757	940-7.5	280-7	174	277	44	120	2311-18.3

2. Mike Mitchell • Forward, 6-8, 215, Atlanta, Ga. (Price)

Year	GP-GS	Min-Avg	FG-FGA	Pct	3FG-A	Pct	FT-FTA	Pct	Reb.-Avg	PF-FO	Ast	TO	Blk	Stl	Pts-Avg
1974-75	25-24	--	204-426	.479	--	--	53-98	.541	286-11.4	84-4	15	--	--	--	461-18.4
1975-76	26-26	--	210-431	.487	--	--	66-96	.688	249-9.6	76-2	27	--	--	--	486-18.7
1976-77	26-26	--	229-429	.534	--	--	47-69	.681	220-8.5	75-5	35	--	--	--	505-19.4
1977-78	27-x	--	283-544	.520	--	--	105-135	.778	241-8.9	69-2	50	--	--	--	671-24.9
Totals	104-76	--	926-1830	.506	--	--	271-398	.681	996-9.6	304-13	127	--	--	--	2123-20.4

3. Wesley Person • Forward/Guard, 6-6, 200, Brantley, Ala. (Brantley)

Year	GP-GS	Min-Avg	FG-FGA	Pct	3FG-A	Pct	FT-FTA	Pct	Reb.-Avg	PF-FO	Ast	TO	Blk	Stl	Pts-Avg
1990-91	26-24	857-33.0	153-325	.471	42-118	.356	52-68	.765	147-5.7	49-0	48	49	31	35	400-15.4
1991-92	27-27	955-35.4	208-411	.506	69-141	.489	53-73	.726	183-6.8	45-1	55	45	29	28	538-19.9
1992-93	27-26	957-35.4	194-349	.556	58-125	.464	61-79	.772	192-7.1	46-0	102	46	17	21	507-18.8
1993-94	28-28	1006-35.9	217-448	.484	93-210	.443	94-128	.734	179-6.4	45-1	79	45	11	28	621-22.2
Totals	108-105	3775-35.0	772-1533	.497	262-594	.441	260-348	.747	701-6.5	185-2	284	185	88	112	2066-19.1

4. Eddie Johnson • Guard, 6-2, 175, Weirsdale, Fla. (Lake Weir)

Year	GP-GS	Min-Avg	FG-FGA	Pct	3FG-A	Pct	FT-FTA	Pct	Reb.-Avg	PF-FO	Ast	TO	Blk	Stl	Pts-Avg
1973-74	26-26	--	231-538	.429	--	--	105-130	.807	105-4.0	85-0	75	--	--	--	567-21.8
1974-75	24-23	--	200-449	.445	--	--	102-116	.879	90-3.8	69-3	140	--	--	--	502-20.9
1975-76	26-26	--	204-428	.477	--	--	105-142	.739	101-3.9	74-0	149	--	--	--	513-19.7
1976-77	26-26	--	154-362	.425	--	--	98-124	.790	67-2.6	88-5	135	--	--	--	406-15.6
Totals	102-101	--	789-1777	.444	--	--	410-512	.800	363-3.6	316-8	499	--	--	--	1988-19.5

5. John Mengelt • Guard, 6-3, 190, Elwood, Ind. (Wendell Wilkie)

Year	GP-GS	Min-Avg	FG-FGA	Pct	3FG-A	Pct	FT-FTA	Pct	Reb.-Avg	PF-FO	Ast	TO	Blk	Stl	Pts-Avg
1968-69	25	--	189-360	.525	--	--	108-138	.782	106-4.2	60	60	--	--	--	486-19.4
1969-70	26	--	258-554	.465	--	--	180-225	.800	156-6.0	77	54	--	--	--	696-26.8
1970-71	26	--	265-548	.484	--	--	208-256	.812	108-4.1	92	91	--	--	--	738-28.4
Totals	77	--	712-1462	.487	--	--	496-619	.801	370-4.7	229	205	--	--	--	1920-24.8

6. Ronnie Battle • Guard, 6-1, 160, Pittsview, Ala. (Chavala)

Year	GP-GS	Min-Avg	FG-FGA	Pct	3FG-A	Pct	FT-FTA	Pct	Reb.-Avg	PF-FO	Ast	TO	Blk	Stl	Pts-Avg
1989-90	31-31	1020-32.9	202-416	.486	64-164	.390	59-82	.720	104-3.4	78-2	79	88	5	38	527-17.0
1990-91	29-28	928-32.0	184-438	.420	50-122	.410	76-99	.768	75-2.6	68-1	62	83	7	27	494-17.0
1991-92	27-27	895-33.1	173-352	.491	71-139	.511	32-46	.696	50-1.9	70-1	66	64	9	36	449-16.6
1992-93	27-27	927-33.1	158-350	.451	51-133	.383	79-96	.823	38-1.4	53-0	86	70	4	24	446-16.5
Totals	114-113	3770-33.1	717-1556	.461	236-558	.423	246-323	.762	267-2.3	269-4	293	305	25	125	1916-16.8

7. Chris Morris • Forward, 6-8, 210, Atlanta, Ga. (Douglass)

Year	GP-GS	Min-Avg	FG-FGA	Pct	3FG-A	Pct	FT-FTA	Pct	Reb.-Avg	PF-FO	Ast	TO	Blk	Stl	Pts-Avg
1984-85	34-30	1032-30.4	155-325	.477	--	--	44-71	.620	169-5.0	81-5	57	87	45	43	354-10.4
1985-86	33-33	1023-31.0	128-256	.500	--	--	69-103	.670	171-5.2	75-3	62	58	60	54	325-9.8
1986-87	31-31	985-31.8	170-304	.559	9-27	.333	69-97	.711	225-7.3	104-8	80	69	30	42	418-13.5
1987-88	30-30	1018-33.9	241-501	.481	33-97	.340	105-132	.795	295-9.8	83-3	82	85	44	54	620-20.7
Totals	128-124	4058-31.7	694-1386	.501	42-124	.338	287-403	.712	860-6.7	343-19	281	275	179	193	1717-13.4



1,000-Point Club

8. Frankie Sullivan • Guard, 6-1, 206, Uniontown, Ala. (R.C. Hatch)

Year	GP-GS	Min-Avg	FG-FGA	Pct	3FG-A	Pct	FT-FTA	Pct	Reb.-Avg	PF-FO	Ast	TO	Blk	Stl	Pts-Avg
2008-09	34-1	654-19.2	85-210	.405	41-124	.331	46-61	.754	66-1.9	74-0	46	37	4	39	257-7.6
2009-10	31-30	968-31.2	125-290	.431	63-170	.371	80-94	.851	116-3.7	98-6	62	51	7	59	393-12.7
2010-11	6-4	148-24.7	13-36	.361	8-28	.286	15-19	.789	7-1.2	9-0	18	7	0	15	49-8.2
2011-12	31-27	987-31.8	126-329	.383	60-189	.317	80-114	.702	121-3.9	75-1	71	50	6	44	392-12.6
2012-13	32-30	998-31.2	148-403	.367	56-202	.277	113-143	.790	124-3.9	83-2	90	98	9	33	465-14.5
TOTAL	134-92	3755-28.0	497-1268	.392	228-713	.320	334-431	.775	434-3.2	339-9	287	243	26	190	1556-11.6

9. Jeff Moore • Center, 6-7, 240, Birmingham, Ala. (Midfield)

Year	GP-GS	Min-Avg	FG-FGA	Pct	3FG-A	Pct	FT-FTA	Pct	Reb.-Avg	PF-FO	Ast	TO	Blk	Stl	Pts-Avg
1984-85	34		119-242	.492	--	--	41-68	.603	240-7.1	98-3	17	55	13	14	279-8.2
1985-86	33		139-274	.507	--	--	82-108	.759	234-7.1	69-1	29	58	60	54	360-10.9
1986-87	31		208-383	.543	2-7	.286	120-150	.800	293-9.5	84-3	25	69	30	42	538-17.4
1987-88	20		142-286	.497	2-11	.182	86-103	.835	183-9.2	53-3	20	50	9	19	372-18.6
Totals	118		608-1185	.513	4-18	.222	329-429	.767	950-8.1	304-10	91	228	59	62	1549-13.1

10. Marquis Daniels • Forward, 6-6, 200, Orlando, Fla. (Mt. Zion Christian Academy, N.C.)

Year	GP-GS	Min-Avg	FG-FGA	Pct	3FG-A	Pct	FT-FTA	Pct	Reb.-Avg	PF-FO	Ast	TO	Blk	Stl	Pts-Avg
1999-00	18-0	219-12.2	33-73	.452	3-15	.200	10-20	.500	47-2.6	17-0	8	24	2	5	79-4.4
2000-01	32-31	974-30.4	206-395	.522	11-48	.229	80-124	.645	223-7.0	107-6	50	76	23	71	503-15.7
2001-02	28-25	807-28.8	115-260	.442	22-62	.355	73-115	.635	148-5.3	75-1	116	99	6	54	325-11.6
2002-03	34-34	1187-34.9	244-476	.513	30-98	.306	107-159	.673	210-6.2	68-0	113	102	8	78	625-18.4
TOTAL	112-90	3187-28.5	598-1204	.497	66-223	.296	270-418	.646	628-5.6	267-7	287	301	39	208	1532-13.7

11. Scott Pohlman • Guard, 6-2, 170, Roswell, Ga. (Roswell)

Year	GP-GS	Min-Avg	FG-FGA	Pct	3FG-A	Pct	FT-FTA	Pct	Reb.-Avg	PF-FO	Ast	TO	Blk	Stl	Pts-Avg
1997-98	30		108-293	.369	53-162	.327	49-59	.831	78-2.6	66-3	44	71	1	35	318-10.6
1998-99	33		129-317	.407	62-160	.387	69-80	.863	72-2.2	61-0	53	31	0	31	389-11.8
1999-2000	34		117-326	.359	49-155	.316	52-68	.765	80-2.4	61-1	53	46	5	22	335-9.9
2000-01	32		144-338	.426	42-132	.318	70-86	.814	69-2.2	45-0	55	40	2	28	400-12.5
Totals	129		498-1274	.391	206-609	.339	240-293	.819	299-2.3	233-4	205	188	8	116	1442-11.2

12. DeWayne Reed • Guard, 6-1, 175, Houston, Texas (Wheatley)

Year	GP-GS	Min-Avg	FG-FGA	Pct	3FG-A	Pct	FT-FTA	Pct	Reb.-Avg	PF-FO	Ast	TO	Blk	Stl	Pts-Avg
2006-07	31-13	621-20.0	54-155	.348	29-83	.349	37-56	.661	54-1.7	59-1	93	77	7	42	174-5.6
2007-08	29-23	938-32.3	82-232	.353	41-137	.299	55-96	.573	73-2.5	62-1	102	95	6	59	260-9.0
2008-09	36-32	1144-31.8	156-403	.387	65-199	.327	97-157	.618	92-2.6	80-3	134	92	15	67	474-13.2
2009-10	32-32	1059-33.1	167-426	.392	49-150	.327	135-190	.711	83-2.6	69-3	139	102	7	43	518-16.2
TOTAL	128-100	3762-29.4	459-1216	.377	184-569	.323	324-499	.649	302-2.4	270-8	468	366	35	211	1426-11.1

13. Rasheem Barrett • Guard, 6-5, 220, Atlanta, Ga. (Marist)

Year	GP-GS	Min-Avg	FG-FGA	Pct	3FG-A	Pct	FT-FTA	Pct	Reb.-Avg	PF-FO	Ast	TO	Blk	Stl	Pts-Avg
2005-06	28-14	696-24.9	110-237	.464	39-100	.390	52-69	.754	84-3.0	66-2	43	67	2	23	311-11.1
2006-07	32-25	952-29.8	135-349	.387	48-156	.308	45-65	.692	123-3.8	59-2	73	65	5	36	363-11.3
2007-08	29-29	919-31.7	155-354	.438	44-131	.336	33-47	.702	119-4.1	56-0	63	57	4	24	387-13.3
2008-09	33-20	794-24.1	128-299	.428	26-80	.325	45-60	.750	115-3.5	56-1	47	48	2	29	327-9.9
TOTAL	122-88	3361-27.5	528-1239	.426	157-467	.336	175-241	.726	441-3.6	237-5	226	237	13	112	1388-11.4

14. Frank Ford • Guard/Forward, 6-4, 220, Kissimmee, Fla. (Osceola)

Year	GP-GS	Min-Avg	FG-FGA	Pct	3FG-A	Pct	FT-FTA	Pct	Reb.-Avg	PF-FO	Ast	TO	Blk	Stl	Pts-Avg
1983-84	31		97-222	.437	--	--	38-55	.691	108-3.5	45-0	75	86	1	31	232-7.5
1984-85	34		161-291	.553	--	--	70-113	.619	163-4.8	58-1	59	59	7	37	392-11.5
1985-86	33		153-281	.544	--	--	60-83	.723	146-4.4	56-1	68	39	4	39	366-11.1
1986-87	31		148-309	.479	10-35	.286	93-135	.689	187-6.0	80-3	75	62	4	39	399-12.9
Totals	129		559-1103	.507	10-35	.286	261-386	.676	604-4.7	239-5	277	246	15	146	1389-10.8



1,000-Point Club

15. Aaron Swinson • Forward/Center, 6-5, 230, Brunswick, Ga. (Brunswick)

Year	GP-GS	Min-Avg	FG-FGA	Pct	3FG-A	Pct	FT-FTA	Pct	Reb.-Avg	PF-FO	Ast	TO	Blk	Stl	Pts-Avg
1991-92	27		157-267	.588	0-1	.000	72-127	.567	203-7.5	72-0	28	75	13	30	386-14.3
1992-93	27		183-305	.600	0-1	.000	55-93	.591	207-7.7	58-1	28	64	4	21	421-15.6
1993-94	28		234-371	.631	0-2	.000	111-161	.689	226-8.1	74-1	30	59	6	14	579-20.7
Totals	82		574-943	.609	0-4	.000	238-381	.625	636-7.8	204-2	86	198	23	65	1386-16.9

16. Lee DeFore • Forward, 6-6, 210, Atlanta, Ga. (Sylvan)

Year	GP-GS	Min-Avg	FG-FGA	Pct	3FG-A	Pct	FT-FTA	Pct	Reb.-Avg	PF-FO	Ast	TO	Blk	Stl	Pts-Avg
1963-64	23		168-351	.478	--	--	72-90	.800	176-7.7	72	--	--	--	--	408-17.7
1964-65	23		145-326	.444	--	--	73-92	.793	144-6.3	70	--	--	--	--	363-15.8
1965-66	26		241-516	.467	--	--	133-156	.853	249-9.5	73	--	--	--	--	615-23.7
Totals	72		554-1193	.464	--	--	278-338	.822	569-7.8	215	--	--	--	--	1386-19.0

17. Gary Redding • Forward, 6-6, 185, Atlanta, Ga. (Price)

Year	GP-GS	Min-Avg	FG-FGA	Pct	3FG-A	Pct	FT-FTA	Pct	Reb.-Avg	PF-FO	Ast	TO	Blk	Stl	Pts-Avg
1972-73	26		120-278	.432	--	--	58-90	.644	214-8.2	60	39	--	--	--	298-11.5
1973-74	26		117-297	.393	--	--	79-98	.806	246-9.4	56	30	--	--	--	313-12.0
1974-75	26		159-309	.515	--	--	63-80	.788	263-10.1	72	40	--	--	--	381-14.7
1975-76	26		139-265	.525	--	--	64-87	.736	213-8.2	64	29	--	--	--	342-13.2
Totals	104		535-1149	.466	--	--	264-355	.744	936-9.0	252	138	--	--	--	1334-12.8

18. Doc Robinson • Guard, 6-2, 180, Selma, Ala. (Selma)

Year	GP-GS	Min-Avg	FG-FGA	Pct	3FG-A	Pct	FT-FTA	Pct	Reb.-Avg	PF-FO	Ast	TO	Blk	Stl	Pts-Avg
1996-97	31		70-189	.370	16-56	.286	35-46	.761	89-2.9	48-0	96	54	1	31	191-6.2
1997-98	30		140-358	.391	43-127	.339	49-64	.766	110-3.7	55-2	131	93	6	35	372-12.4
1998-99	33		137-303	.452	37-109	.339	67-86	.779	87-2.6	58-0	166	68	3	47	378-11.5
1999-2000	34		139-345	.403	50-142	.352	63-81	.778	103-3.0	48-0	175	66	4	40	391-11.5
Totals	128		486-1195	.407	146-434	.336	214-277	.773	389-3.0	209-2	568	281	14	153	1332-10.4

19. Stan Pietkiewicz • Guard, 6-5, 200, Winter Park, Fla. (Winter Park)

Year	GP-GS	Min-Avg	FG-FGA	Pct	3FG-A	Pct	FT-FTA	Pct	Reb.-Avg	PF-FO	Ast	TO	Blk	Stl	Pts-Avg
1974-75	25		100-233	.429	--	--	41-52	.788	71-2.8	55-0	52	--	--	--	241-9.6
1975-76	25		112-243	.461	--	--	28-40	.700	67-2.7	56-1	86	--	--	--	252-10.1
1976-77	23		106-219	.484	--	--	44-51	.863	61-2.7	41-0	90	--	--	--	256-11.1
1977-78	27		194-380	.511	--	--	128-146	.877	96-3.6	64-2	128	--	--	--	516-19.1
Totals	100		512-1075	.476	--	--	241-289	.834	295-3.0	216-3	356	--	--	--	1265-12.7

20. Frank Tolbert • Guard, 6-6, 210, River Falls, Ala. (Red Level)

Year	GP-GS	Min-Avg	FG-FGA	Pct	3FG-A	Pct	FT-FTA	Pct	Reb.-Avg	PF-FO	Ast	TO	Blk	Stl	Pts-Avg
2004-05	30-11	636-21.2	73-172	.424	18-55	.327	44-68	.647	90-3.0	110-8	29	60	15	22	208-6.9
2005-06	28-19	655-23.4	90-209	.431	27-75	.360	48-83	.578	99-3.5	90-7	35	73	23	37	255-9.1
2006-07	32-28	910-28.4	127-270	.470	37-101	.366	85-118	.720	156-4.9	119-8	50	70	20	46	376-11.8
2007-08	29-28	873-30.1	130-299	.435	31-98	.316	94-124	.758	150-5.2	104-4	66	71	13	45	385-13.3
TOTAL	119-86	3074-25.8	420-950	.442	113-329	.343	271-393	.690	495-4.2	423-27	180	274	71	150	1224-10.3

21. Darrell Lockhart • Forward/Center, 6-9, 232, Thomaston, Ga. (Robert E. Lee)

Year	GP-GS	Min-Avg	FG-FGA	Pct	3FG-A	Pct	FT-FTA	Pct	Reb.-Avg	PF-FO	Ast	TO	Blk	Stl	Pts-Avg
1979-80	28		99-211	.469	--	--	48-68	.706	151-5.4	69-2	38	--	8	16	246-8.8
1980-81	27		134-244	.549	--	--	34-47	.723	173-6.4	91-4	46	51	9	10	302-11.2
1981-82	28		142-256	.555	--	--	40-51	.784	160-5.7	89-5	25	64	21	22	324-11.6
1982-83	28		162-297	.545	--	--	40-53	.755	153-5.5	83-5	29	64	16	12	364-13.0
Totals	111		537-1008	.533	--	--	162-219	.740	637-5.7	332-16	138	179	54	60	1236-11.1



1,000-Point Club

22. Wes Flanigan • Guard, 6-1, 180, Little Rock, Ark. (Parkview)

Year	GP-GS	Min-Avg	FG-FGA	Pct	3FG-A	Pct	FT-FTA	Pct	Reb.-Avg	PF-FO	Ast	TO	Blk	Stl	Pts-Avg
1993-94	28		61-130	.469	1-13	.077	58-94	.617	47-1.7	72-5	137	22	1	9	181-6.5
1994-95	29		81-186	.435	15-57	.263	81-101	.802	68-2.3	56-0	84	58	3	24	258-8.9
1995-96	32		142-338	.420	26-97	.268	118-168	.702	100-3.1	73-2	214	41	2	18	428-13.4
1996-97	31		117-278	.421	26-97	.268	81-122	.664	76-2.5	65-3	138	93	2	39	341-11.0
Totals	120		401-952	.421	68-264	.258	338-485	.697	291-2.4	266-10	573	214	8	90	1208-10.1

23. Charles Barkley • Center, 6-6, 265, Leeds, Ala. (Leeds)

Year	GP-GS	Min-Avg	FG-FGA	Pct	3FG-A	Pct	FT-FTA	Pct	Reb.-Avg	PF-FO	Ast	TO	Blk	Stl	Pts-Avg
1981-82	28		144-242	.595	--	--	68-107	.636	275-9.8	99-4	30	45	51	13	356-12.7
1982-83	28		161-250	.644	--	--	82-130	.631	266-9.5	102-9	49	80	45	32	404-14.4
1983-84	28		162-254	.638	--	--	99-145	.683	265-9.5	89-4	58	80	49	31	423-15.1
Totals	84		467-746	.626	--	--	249-382	.652	806-9.6	290-17	137	205	145	76	1183-14.1

24. Korvotney Barber • Forward, 6-7, 225, Manchester, Ga. (Manchester)

Year	GP-GS	Min-Avg	FG-FGA	Pct	3FG-A	Pct	FT-FTA	Pct	Reb.-Avg	PF-FO	Ast	TO	Blk	Stl	Pts-Avg
2005-06	28-27	597-21.3	81-141	.574	0-0	.000	28-70	.400	134-4.8	80-3	12	51	43	17	190-6.8
2006-07	32-29	830-25.9	147-243	.605	0-0	.000	67-152	.441	218-6.8	92-3	36	73	55	15	361-11.3
2007-08	10-10	273-27.3	59-82	.720	0-0	.000	20-47	.426	69-6.9	26-0	8	21	13	8	138-13.8
2008-09	36-35	1071-29.8	188-345	.545	0-0	.000	86-182	.473	347-9.6	104-0	34	82	44	24	462-12.8
TOTAL	106-101	2771-26.1	475-811	.586	0-0	.000	201-451	.446	768-7.2	302-6	90	227	155	64	1151-10.9

25. Lance Weems • Guard, 6-3, 195, Ashland, Ala. (Clay County)

Year	GP-GS	Min-Avg	FG-FGA	Pct	3FG-A	Pct	FT-FTA	Pct	Reb.-Avg	PF-FO	Ast	TO	Blk	Stl	Pts-Avg
1992-93	26		16-45	.356	9-26	.346	3-4	.750	25-1.0	27-0	26	23	0	8	44-1.7
1993-94	24		82-208	.394	45-126	.357	40-46	.870	60-2.5	52-1	67	20	0	8	249-10.4
1994-95	29		127-292	.435	78-195	.400	50-64	.781	97-3.3	67-1	70	77	1	32	382-13.2
1995-96	32		149-370	.403	108-279	.387	24-34	.706	116-3.6	70-0	55	19	0	11	430-13.4
Totals	111		374-915	.409	240-626	.383	117-148	.791	298-2.7	216-2	218	139	1	59	1105-10.0

26. Bryant Smith • Forward, 6-5, 195, Huntsville, Ala. (Butler)

Year	GP-GS	Min-Avg	FG-FGA	Pct	3FG-A	Pct	FT-FTA	Pct	Reb.-Avg	PF-FO	Ast	TO	Blk	Stl	Pts-Avg
1995-96	29		34-79	.430	19-40	.475	16-28	.571	58-2.0	24-1	12	3	2	6	103-3.6
1996-97	31		83-206	.403	37-126	.294	47-69	.681	131-4.2	56-2	33	44	1	53	250-8.1
1997-98	28		130-257	.506	12-57	.211	99-149	.664	185-6.6	58-0	64	51	10	67	371-13.3
1998-99	33		134-295	.454	19-70	.271	76-125	.608	203-6.2	57-0	43	49	2	53	363-11.0
Totals	121		381-837	.455	87-293	.297	238-371	.642	577-4.8	195-3	152	147	15	179	1087-9.0

27. Bubba Price • Guard, 6-3, 175, Birmingham, Ala. (Carver)

Year	GP-GS	Min-Avg	FG-FGA	Pct	3FG-A	Pct	FT-FTA	Pct	Reb.-Avg	PF-FO	Ast	TO	Blk	Stl	Pts-Avg
1976-77	25		50-113	.442	--	--	20-35	.571	32-1.3	46-2	23	--	--	--	120-4.8
1977-78	26		81-181	.448	--	--	29-49	.592	57-2.2	83-5	109	--	--	--	191-7.3
1978-79	29		181-390	.464	--	--	97-123	.789	99-3.4	93-5	120	--	--	--	459-15.8
1979-80	28		123-267	.461	--	--	59-83	.711	72-2.6	64-3	72	--	--	--	305-10.9
Totals	108		435-951	.457	--	--	205-290	.707	260-2.4	286-15	324	--	--	--	1075-10.0

28. Derrick Dennison • Forward/Guard, 6-3, 190, Atlanta, Ga. (Douglass)

Year	GP-GS	Min-Avg	FG-FGA	Pct	3FG-A	Pct	FT-FTA	Pct	Reb.-Avg	PF-FO	Ast	TO	Blk	Stl	Pts-Avg
1986-87	18		17-28	.607	6-10	.600	4-4	1.000	10-0.6	11-0	11	14	3	1	44-2.4
1987-88	30		78-158	.494	16-45	.356	25-35	.714	78-2.6	62-1	35	47	10	25	197-6.6
1988-89	28		138-313	.441	26-84	.310	47-66	.712	117-4.2	82-3	119	108	15	44	349-12.5
1989-90	30		182-392	.464	27-79	.342	89-117	.761	131-4.4	94-2	73	107	11	54	480-16.0
Totals	106		415-891	.466	75-218	.344	165-222	.743	336-3.2	249-6	238	276	39	124	1070-10.1



1,000-Point Club

29. Pat Burke • Center, 6-11, 250, Cape Coral, Fla. (Mariner)

Year	GP-GS	Min-Avg	FG-FGA	Pct	3FG-A	Pct	FT-FTA	Pct	Reb.-Avg	PF-FO	Ast	TO	Blk	Stl	Pts-Avg
1993-94	28		48-100	.480	0-1	.000	16-32	.500	82-2.9	55-4	14	18	8	2	112-4.0
1994-95	29		107-201	.532	3-9	.333	43-67	.642	139-4.8	53-0	29	53	29	27	260-9.0
1995-96	32		138-287	.481	13-54	.241	63-97	.649	278-8.7	86-3	28	39	11	8	352-11.0
1996-97	31		128-270	.474	4-26	.154	80-124	.645	216-7.0	76-1	88	88	33	28	340-11.0
Totals	120		421-858	.491	20-90	.222	202-320	.631	715-6.0	270-8	159	198	81	65	1064-8.9

30. Marco Killingsworth • Forward, 6-7, 235, Montgomery, Ala. (Central Park Christian Academy)

Year	GP-GS	Min-Avg	FG-FGA	Pct	3FG-A	Pct	FT-FTA	Pct	Reb.-Avg	PF-FO	Ast	TO	Blk	Stl	Pts-Avg
2001-02	28-14	549-19.6	90-170	.529	1-5	.200	38-73	.521	117-4.2	81-4	24	49	11	8	219-7.8
2002-03	34-33	975-28.7	170-309	.550	13-36	.361	98-143	.685	219-6.4	97-4	33	98	10	18	451-13.3
2003-04	27-25	753-27.9	145-247	.587	4-10	.400	77-120	.642	187-6.9	74-1	28	68	16	21	371-13.7
TOTAL	89-72	2277-25.6	405-726	.558	18-51	.353	213-336	.634	523-5.9	252-9	85	215	37	47	1041-11.7

31. Franklin Williams • Forward, 6-6, 215, Headland, Ala. (Headland)

Year	GP-GS	Min-Avg	FG-FGA	Pct	3FG-A	Pct	FT-FTA	Pct	Reb.-Avg	PF-FO	Ast	TO	Blk	Stl	Pts-Avg
1994-95	29		75-142	.528	9-27	.333	66-89	.742	127-4.4	86-4	33	62	4	16	225-7.8
1995-96	32		115-17	.530	32-68	.471	71-106	.670	154-4.8	70-1	35	29	0	6	333-10.4
1996-97	31		80-179	.447	33-86	.384	53-77	.688	131-4.2	61-1	25	57	3	21	246-7.9
1997-98	30		73-182	.401	31-91	.341	46-74	.622	113-3.8	71-2	35	71	6	21	223-7.4
Totals	122		343-720	.476	105-272	.386	236-346	.682	525-4.3	288-8	128	219	13	64	1027-8.4

32. Bill Alexander • Center, 6-6, 215, Cherokee, Ala. (Cherokee Vocational)

Year	GP-GS	Min-Avg	FG-FGA	Pct	3FG-A	Pct	FT-FTA	Pct	Reb.-Avg	PF-FO	Ast	TO	Blk	Stl	Pts-Avg
1967-68	25		125-257	.486	--	--	85-143	.594	186-7.4	84	26	--	--	--	335-13.4
1968-69	25		126-238	.529	--	--	85-132	.644	184-7.4	91	22	--	--	--	337-13.4
1969-70	26		141-271	.520	--	--	72-134	.537	316-12.1	78	19	--	--	--	354-13.6
Totals	76		392-766	.511	--	--	242-409	.591	686-8.9	253	67	--	--	--	1026-13.4

33. Earl Banks • Forward, 6-7, 220, Birmingham, Ala. (Holy Family)

Year	GP-GS	Min-Avg	FG-FGA	Pct	3FG-A	Pct	FT-FTA	Pct	Reb.-Avg	PF-FO	Ast	TO	Blk	Stl	Pts-Avg
1977-78	27		64-138	.464	--	--	36-54	.667	173-6.4	98-11	4	--	--	--	164-6.1
1978-79	29		141-284	.496	--	--	35-56	.625	205-7.1	105-7	11	--	--	--	317-10.9
1979-80	28		86-173	.497	--	--	31-55	.564	164-5.9	90-3	13	--	--	--	203-7.3
1980-81	27		140-248	.565	--	--	40-69	.580	188-7.0	95-4	17	--	--	--	320-11.9
Totals	111		431-843	.511	--	--	142-234	.607	730-6.6	388-25	45	--	--	--	1004-9.0



Statistical Trends

	G	FG-FGA	PCT.	FT-FTA	PCT.	REB-AVG.	PF-FO	A	TO	PTS	AVG.
1949-50											
Auburn	23	533-1536	.346	371-547	.677		409-na			1437	62.4
Opponents	23	475-1605	.296	311-513	.606		438-na			1261	54.8
1950-51											
Auburn	21	539-1746	.309	353-525	.672	927-42.1				1431	65.0
Opponents	21	558-na		343-547	.626					1460	66.3
1951-52											
Auburn	25	616-1992	.309	372-587	.634	1212-48.5				1604	64.1
Opponents	25	553-na		388-624	.622					1491	59.6
1952-53											
Auburn	21	532-1571	.345	420-667	.629	1042-49.6	490-na			1484	70.7
Opponents	21	440-na		466-759	.614		437-na			1361	64.9
1953-54											
Auburn	24	622-1785	.348	532-787	.675	1045-43.0	596-na			1776	72.0
Opponents	24									1644	68.5
1954-55											
Auburn	20	561-1371	.396	455-660	.689	829-41.5	368-na			1577	78.9
Opponents	20									1552	77.6
1955-56											
Auburn	21	586-1447	.405	469-681	.689	989-47.1	426-na			1641	78.1
Opponents	21	566-na		464-698	.663		407-na			1596	76.0
1956-57											
Auburn	21	590-1386	.426	479-648	.739	1028-49.0	400-na			1659	79.0
Opponents	21									1506	71.7
1957-58											
Auburn	22	605-1478	.409	376-535	.703	1161-52.8	379-na			1586	72.1
Opponents	22	551-1614	.341	331-508	.653	991-45.0	398-na			1433	65.1
1958-59											
Auburn	22	593-1216	.487	514/707	.727	1004-45.6	385-na			1700	77.3
Opponents	22	494-1429	.346	330/492	.668	828-37.2	404-na			1318	59.9
1959-60											
Auburn	22	532-1022	.521	424-549	.772	802-36.5	307-na			1488	67.6
Opponents	22	490-1230	.397	298-423	.704	678-30.8	399-na			1278	58.1
1960-61											
Auburn	22	500-1018	.491	407-544	.748	791-33.0	334-na			1407	62.1
Opponents	22	483-1217	.397	312-441	.707	734-30.6	387-na			1278	58.1
1961-62											
Auburn	24	542-1190	.456	415-573	.724	954-39.8	350-na			1499	62.5
Opponents	24	487-1354	.353	280-410	.683	749-31.2	436-na			1254	52.3
1962-63											
Auburn	22	601-1191	.504	356-501	.710	911-41.4	369-na			1558	70.8
Opponents	22									1312	59.6
1963-64											
Auburn	23	629-1348	.467	384-558	.688	1028-44.7	466-26			1642	71.3
Opponents	23	593-1431	.414	417-614	.687	899-39.1	445-20			1603	69.7
1964-65											
Auburn	25	699-1488	.469	479-645	.743	1111-44.4	553-na			1877	75.1
Opponents	25	599-1441	.415	489-719	.621	916-36.6	481-na			1685	67.4
1965-66											
Auburn	26	749-1606	.465	476-601	.792	1085-41.7	545-na	325		1974	75.9
Opponents	26	695-1618	.428	494-701	.704	1027-39.5	465-na	224		1884	72.4
1966-67											
Auburn	25	651-1322	.492	478-657	.727	1001-40.0	493-na	304		1780	71.2
Opponents	25	598-1446	.413	468-655	.711	884-35.4	491-na	178		1664	66.5
1967-68											
Auburn	26	649-1370	.473	454-661	.686	983-37.8	497-na	404		1752	67.3
Opponents	26	653-1491	.437	453-610	.742	940-36.1	516-na	282		1759	67.7
1968-69											
Auburn	25	734-1461	.502	470-648	.725	989-39.5	421-na	428		1938	77.4
Opponents	25	730-1629	.448	382-517	.738	950-38.0	504-na	331		1842	73.6
1969-70											
Auburn	26	756/1703	.444	499/703	.711	1209/46.5	441/na	259		2011	77.3
Opponents	26	771/1782	.432	393/552	.711	1112/42.7	557/na	265		1935	74.4



Statistical Trends

	G	FG-FGA	PCT.	3FG-A	PCT.	FT-FTA	PCT.	REB-AVG.	PF-FO	A	TO	BLK	STL	PTS	AVG.
1970-71															
Auburn	26	817-1766	.462			502-673	.745	1207-46.4	532-na	275				2136	82.1
Opponents	26	837-1842	.454			555-766	.724	1129-43.8	522-na	284				2229	85.7
1971-72															
Auburn	26	772-1633	.473			485-672	.722	1114-42.8	532-na	282				2029	78.0
Opponents	26	789-1752	.450			523-720	.726	1092-42.1	495-na	328				2101	80.8
1972-73															
Auburn	26	741-1707	.434			370-569	.650	1157-44.5	518-26	314				1852	71.2
Opponents	26	866-1888	.459			327-483	.677	1186-45.6	564-21	404				2059	79.2
1973-74															
Auburn	26	824-1951	.422			395-559	.706	1269-48.7	581-29	290				2043	78.5
Opponents	26	869-1907	.456			446-609	.732	1159-44.5	549-17	346				2184	84.0
1974-75															
Auburn	26	870-1916	.454			385-532	.724	1292-49.7	557-20	319				2125	81.7
Opponents	26	829-1946	.426			377-551	.684	1109-42.7	529-21	340				2035	78.3
1975-76															
Auburn	26	862-1774	.486			391-558	.701	1156-44.5	543-18	349				2115	81.3
Opponents	26	819-1806	.453			373-514	.726	976-37.5	445-25	377				2011	77.3
1976-77															
Auburn	26	862-1792	.481			368-509	.723	1152-44.3	517-17	357				2092	80.5
Opponents	26	827-1780	.465			299-459	.651	949-36.5	506-18	448				1953	75.1
1977-78															
Auburn	27	887-1818	.488			441-582	.758	1113-41.2	608-33	402				2215	82.0
Opponents	27	889-1855	.479			442-638	.693	1024-37.9	555-17	437				2220	82.2
1978-79															
Auburn	29	842-1734	.486			377-530	.711	1014-35.0	588-27	381				2061	71.1
Opponents	29	838-1711	.490			425-599	.710	980-33.8	540-26	411				2101	72.4
1979-80															
Auburn	28	746-1570	.475			362-532	.680	940-33.6	605-17	375	44	142		1854	66.2
Opponents	28	716-1513	.473			446-645	.691	933-33.3	497-12	367				1878	67.1
1980-81															
Auburn	27	727-1505	.483			317-481	.659	912-33.8	592-19	338	392	47	145	1771	65.6
Opponents	27	650-1400	.464			473-660	.717	871-32.3	519-17	311				1773	65.7
1981-82															
Auburn	28	789-1553	.508			356-500	.712	937-33.5	589-24	413	425	100	151	1934	69.1
Opponents	28	712-1493	.477			436-630	.692	824-29.4	498-13	335	345	46	155	1860	66.4
1982-83															
Auburn	28	818-1641	.498			349-510	.684	1024-36.6	563-24	444	502	88	158	1985	70.9
Opponents	28	764-1630	.469			421-619	.680	917-32.8	520-20	368	408	82	213	1949	69.6
1983-84															
Auburn	31	908-1752	.518			442-649	.681	1145-36.9	531-15	481	532	85	216	2258	72.8
Opponents	31	847-1818	.481			357-512	.697	882-28.5	602-24	462	436	66	233	2105	67.9
1984-85															
Auburn	34	1016-20400	.498			358-556	.644	1301-38.3	554-13	464	479	118	224	2390	70.3
Opponents	34	938-2003	.468			342-530	.645	1061-31.2	580-15	361	408	54	217	2218	65.2
1985-86															
Auburn	33	977-1934	.505			425-567	.750	1156-35.0	489-8	526	439	94	191	2379	72.1
Opponents	33	953-2005	.475			288-411	.701	1021-30.9	529-8	466	396	45	198	2194	66.5
1986-87															
3-point line is 19'-9" this year through 2007-08; moved to 20'-9" in 2008-09															
Auburn	31	955-1927	.496	107-284	.475	460-632	.728	1228-39.6	553-18	501	398	114	210	2477	79.9
Opponents	31	883-1919	.460	168-431	.382	390-546	.714	992-32.0	531-12	378	438	79	227	2324	75.0
1987-88															
Auburn	30	884-1863	.475	148-416	.356	406-527	.770	1203-40.1	479-12	518	478	83	208	2322	77.4
Opponents	30	843-1877	.449	166-435	.382	308-481	.640	977-32.6	527-10	399	389	58	264	2160	72.0
1988-89															
Auburn	28	813-1749	.465	130-375	.347	370-564	.656	1138-40.6	554-21	452	513	83	203	2126	75.9
Opponents	28	838-1791	.468	138-352	.392	412-593	.695	1008-36.0	536-10	428	400	95	275	2226	79.5
1989-90															
Auburn	31	865-1863	.464	139-383	.363	541-776	.697	1171-37.8	675-23	430	525	74	258	2410	77.7
Opponents	31	900-1889	.476	150-402	.373	525-782	.671	1148-37.0	670-12	455	496	152	274	2475	79.8
1990-91															
Auburn	29	799-1791	.446	174-462	.377	412-626	.658	1083-37.3	635-23	425	516	90	212	2184	75.3
Opponents	29	811-1726	.470	116-336	.345	564-812	.695	1085-37.4	578-15	401	470	133	267	2302	79.4
1991-92															
Auburn	27	877-1715	.511	182-403	.452	401-612	.655	978-36.2	545-13	463	438	82	189	2337	86.6
Opponents	27	849-1744	.487	135-407	.332	468-675	.693	985-36.5	510-8	432	426	99	202	2301	85.2



Statistical Trends

	G	FG-FGA	PCT.	3FG-A	PCT.	FT-FTA	PCT.	REB-AVG.	PF-FO	A	TO	BLK	STL	PTS	AVG.
1992-93															
Auburn	27	815-1627	.501	161-413	.390	380-540	.704	969-35.9	478-12	423	433	75	166	2171	80.4
Opponents	27	784-1696	.462	136-399	.341	353-508	.695	922-34.1	518-14	374	398	70	180	2057	76.2
1993-94															
Auburn	28	854-1689	.506	182-479	.380	398-610	.652	1069-38.2	544-23	457	489	69	129	2288	81.7
Opponents	28	843-1830	.461	161-446	.361	419-611	.686	964-34.4	548-13	394	376	75	162	2266	80.9
1994-95															
Auburn	29	784-1662	.472	222-606	.366	440-615	.715	1049-35.2	513-14	493	495	70	216	2230	76.9
Opponents	29	794-1808	.439	214-622	.344	322-530	.608	1046-36.1	543-19	454	454	94	230	2124	73.2
1995-96															
Auburn	32	814-1868	.436	287-806	.356	463-686	.675	1188-37.1	536-10	482	551	88	251	2378	74.3
Opponents	32	853-1958	.436	195-581	.336	382-560	.682	1166-36.4	614-20	503	503	105	256	2283	71.3
1996-97															
Auburn	31	730-1759	.415	212-703	.302	384-596	.644	1150-37.1	569-13	387	506	103	245	2056	66.3
Opponents	31	718-1742	.412	159-470	.338	422-611	.691	1093-35.3	562-19	352	504	80	215	2017	65.1
1997-98															
Auburn	30	743-1766	.421	197-608	.324	385-596	.646	1183-39.4	560-20	372	492	152	215	2068	68.9
Opponents	30	698-1735	.402	201-579	.347	422-605	.698	1054-35.1	569-5	381	465	94	214	2019	67.3
1998-99															
Auburn	33	974-2245	.434	234-672	.348	498-766	.650	1452-44.0	628-10	461	425	112	327	2680	81.2
Opponents	33	714-1803	.396	188-577	.326	417-667	.625	1150-34.8	672-26	370	657	98	180	2033	61.6
1999-2000															
Auburn	34	874-2118	.413	227-695	.327	448-684	.655	1335-39.3	582-16	438	452	110	247	2423	71.3
Opponents	34	785-1915	.410	210-662	.317	408-596	.685	1205-35.4	648-13	390	556	113	189	2188	64.4
2000-01															
Auburn	32	917-2043	.449	198-642	.308	445-684	.651	1243-38.8	629-26	495	450	155	265	2477	77.4
Opponents	32	816-1930	.423	218-660	.330	488-714	.683	1217-38.0	646-17	489	526	99	219	2338	73.1
2001-02															
Auburn	28	659-1575	.418	163-517	.315	354-597	.593	1011-36.1	571-10	371	503	152	229	1835	65.5
Opponents	28	653-1624	.402	151-500	.302	408-599	.681	1055-37.7	542-10	349	473	74	239	1865	66.6
2002-03															
Auburn	34	879-1890	.465	198-573	.346	452-685	.660	1200-35.3	561-9	461	540	178	269	2408	70.8
Opponents	34	809-1939	.417	230-702	.328	387-571	.678	1131-33.3	661-17	422	539	101	269	2235	65.7
2003-04															
Auburn	28	700-1598	.438	185-543	.341	375-566	.663	1040-37.1	472-3	427	446	134	244	1960	70.0
Opponents	28	663-1529	.434	195-534	.365	315-474	.665	911-32.5	555-12	363	459	78	228	1836	65.6
2004-05															
Auburn	31	757-1794	.422	259-755	.343	418-576	.726	1027-33.1	624-26	402	449	60	228	2191	70.7
Opponents	31	837-1788	.468	227-636	.357	431-653	.660	1166-37.6	520-10	456	469	117	235	2332	75.2
2005-06															
Auburn	28	654-1509	.433	194-545	.356	334-529	.631	924-33.0	552-16	378	446	118	226	1836	65.6
Opponents	28	654-1480	.442	193-553	.349	395-585	.675	959-34.2	484-15	378	450	108	210	1896	67.7
2006-07															
Auburn	32	851-1876	.454	235-701	.335	403-639	.631	1164-36.4	613-26	532	526	130	270	2340	73.1
Opponents	32	827-1853	.446	253-678	.373	400-624	.641	1140-35.6	574-0	459	513	106	252	2307	72.1
2007-08															
Auburn	30	777-1698	.458	229-674	.340	358-535	.669	971-32.4	492-15	453	408	74	259	2141	71.4
Opponents	30	804-1672	.481	257-685	.375	318-469	.678	1004-33.5	502-10	452	453	109	174	2183	72.8
2008-09															
Auburn	36	928-2116	.439	278-832	.334	486-802	.606	1323-36.8	674-8	507	470	123	327	2620	72.8
Opponents	36	811-1992	.407	260-788	.330	472-721	.655	1326-36.8	661-13	415	586	102	236	2354	65.4
2009-10															
Auburn	32	850-1913	.444	271-819	.331	451-689	.655	1121-35.0	635-22	419	437	90	252	2422	75.7
Opponents	32	830-1818	.457	223-630	.354	490-687	.713	1137-35.5	586-7	428	484	118	212	2373	74.2
2010-11															
Auburn	31	675-1695	.398	148-465	.318	435-663	.656	1067-34.4	641-16	349	440	100	242	1933	62.4
Opponents	31	674-1583	.426	220-654	.336	483-714	.676	1095-35.3	586-24	414	477	146	216	2051	66.2
2011-12															
Auburn	31	696-1669	.417	156-517	.302	394-608	.648	1063-34.3	573-10	386	420	149	199	1942	62.6
Opponents	31	675-1651	.409	203-584	.348	430-627	.686	1093-35.3	548-11	382	440	120	221	1983	64.0
2012-13															
Auburn	32	726-1777	.409	183-589	.311	439-627	.700	1094-34.2	657-15	396	427	124	222	2074	64.8
Opponents	32	738-1717	.430	230-666	.345	495-738	.671	1126-35.2	588-6	431	430	117	211	2201	68.8



Single-Game Superlatives

MOST POINTS SCORED BY AUBURN

1. 141 vs. Troy State (116), Dec. 11, 1991, at Auburn
2. 121 vs. Alabama (78), Feb. 14, 1970, at Auburn
3. 120 vs. South Alabama (67), Nov. 27, 1987, at Birmingham, Ala.
4. 117 vs. VCU (72), Mar. 3, 1975, at Auburn
5. 115 vs. LSU (67), Feb. 14, 1959, at Auburn
6. 114 vs. Southeastern Louisiana (60), Nov. 13, 1998, at Auburn
7. 113 vs. Troy State (86), Dec. 9, 1993, at Auburn
8. 112 vs. Oklahoma St. (94), Dec. 10, 1977, at Huntington, W. Va.
9. 111 vs. Jacksonville State (54), Dec. 2, 1958, at Auburn
10. 110 vs. LSU (94), Feb. 24, 1975, at Auburn

FEWEST POINTS SCORED BY AUBURN

1. 3 vs. Columbus YMCA (74), Jan. 9, 1914, at Columbus, Ga.
2. 4 vs. Talladega Athletic Club (31), Feb. 3, 1916, at Talladega, Ala.
3. 6 vs. Georgia Tech (12), Feb. 23, 1914, at Auburn
4. 7 vs. Mercer (31), Jan. 13, 1922, at Macon, Ga.
5. 8 vs. Columbus YMCA (44), 1909-10 season, at Columbus, Ga.
6. 9 vs. Birmingham Athletic Club (27), 1911-12 season
- 9 vs. Bessemer Athletic Club (31), Feb. 5, 1913, at Bessemer, Ala.
8. 10 vs. Washington & Lee (34), 1919-20 season, Lexington, Va.
9. 11 vs. Columbus YMCA (41), Feb. 14, 1914, at Auburn
- 11 vs. Mississippi State (32), Jan. 23, 1915, at Starkville, Miss.
- 11 vs. Camp Benning (19), Jan. 17, 1921, at Columbus, Ga.

MOST POINTS ALLOWED BY AUBURN

1. 119 by Kentucky (Auburn 76), Feb. 10, 1975, at Lexington, Ky.
2. 117 by Arkansas (Auburn 105), Jan. 15, 1994, at Auburn
3. 116 by Troy State (Auburn 141), Dec. 11, 1991, at Auburn
4. 115 by Kentucky (Auburn 78), Jan. 29, 1966, at Lexington, Ky.
5. 114 by Kentucky (Auburn 76), Feb. 1, 1971, at Lexington, Ky.
- 114 by Kentucky (Auburn 93), Mar. 2, 1991, at Lexington, Ky.
7. 110 by Arkansas (Auburn 92), Jan. 4, 1992, at Fayetteville, Ark.
8. 109 by Kentucky (Auburn 79), Feb. 27, 1954, at Montgomery, Ala.
9. 108 by Ole Miss (Auburn 96), Dec. 12, 1970, at Oxford, Miss.
10. 107 by Louisiana Tech (Auburn 82), Dec. 16, 1971, at Ruston, La.
- 107 by Sam Houston State (Auburn 89), Dec. 20, 2009, at Auburn, Ala.

FEWEST POINTS ALLOWED BY AUBURN

1. 6 by Georgia Tech (Auburn 26), Feb. 17, 1906, at Atlanta, Ga.
- 6 by Marion (Auburn 38), Feb. 5, 1916, at Marion
3. 7 by Tulane (Auburn 27), Jan. 19, 1906, at Auburn
- 7 by Vanderbilt (Auburn 27), Jan. 28, 1921, at Nashville, Tenn.
5. 8 by Georgia Tech (Auburn 24), Feb. 4, 1909, at Atlanta, Ga.
- 8 by Birmingham H.S. (Auburn 31), 1911-12 season
- 8 by West Point Athletic Club (Auburn 38), 1919-20 season
8. 9 by Mercer (Auburn 48), 1906-07 season
- 9 by Augusta Athletic Assoc. (Auburn 37), Jan. 27, 1909, at Auburn
- 9 by Camp Benning (Auburn 68), Jan. 25, 1919, at Auburn

Biggest Wins

Margin	Date	Team (Site)	AU-Opp.
79 pts.	1927-28 season	White's Business College	92-13
65 pts.	Jan. 17, 1914	Wetumpka Ath. Club (H)	82-17
59 pts.	Dec. 30, 1957	Howard College (H)	106-47
59 pts.	Jan. 25, 1919	Camp Benning	68-99
58 pts.	Dec. 3, 1963	Howard College (H)	102-44
57 pts.	Dec. 20, 1999	Puerto Rico-Mayaguez (A)	109-52
57 pts.	Dec. 2, 1958	Jacksonville State (H)	111-54
56 pts.	Feb. 15, 1906	Mercer	64-8
56 pts.	Nov. 21, 1999	Arkansas-Pine Bluff (H)	100-44
55 pts.	Jan. 2, 2000	Stony Brook (H)	100-45

Margin	Date	Team (Site)	AU-Opp.
54 pts.	Jan. 18, 1998	Alabama (H)	94-40
54 pts.	Nov. 13, 1998	Southeastern Louisiana (H)	114-60
53 pts.	Dec. 29, 1998	Bethune-Cookman (H)	99-46
53 pts.	Nov. 27, 1987	South Alabama (BHAM)	120-67
50 pts.	Dec. 16, 1976	VCU (A)	109-59
49 pts.	Nov. 29, 2003	Grambling State (HUNTS)	105-56
49 pts.	Dec. 3, 1957	Jacksonville State (H)	89-50
49 pts.	Jan. 29, 1928	Tennessee (H)	63-14
49 pts.	Jan. 11, 1919	Montgomery YMCA	59-10

Biggest Losses

Margin	Date	Team (Site)	AU-Opp.
80 pts.	Jan. 10, 1913	Georgia (A)	12-92
72 pts.	Jan. 19, 1917	Georgia	18-90
71 pts.	Jan. 9, 1914	Columbus YMCA (A)	3-74
67 pts.	Feb. 7, 1916	Georgia (A)	14-81
66 pts.	Feb. 28, 1947	Kentucky (LOU*)	18-84
64 pts.	Jan. 16, 1914	Georgia (A)	16-80
50 pts.	Jan. 10, 1914	Atlanta Ath. Club (A)	20-70
48 pts.	Dec. 30, 1953	Vanderbilt (A)	48-96
47 pts.	Feb. 21, 1914	Mercer (A)	13-60

Margin	Date	Team (Site)	AU-Opp.
46 pts.	Jan. 10, 1913	Georgia (H)	21-67
45 pts.	Jan. 19, 1974	Vanderbilt (A)	51-96
45 pts.	Feb. 28, 1946	Kentucky (LOU*)	24-69
44 pts.	Jan. 5, 1951	Kentucky (A)	35-79
43 pts.	Feb. 10, 1975	Kentucky (A)	76-119
43 pts.	Dec. 18, 1972	Dayton (A)	63-106
42 pts.	Mar. 7, 1997	Kentucky (MEM*)	50-92
41 pts.	Mar. 2, 2005	Alabama (A)	53-94

*SEC Tournament: Louisville, Ky.; Memphis, Tenn.



Year-by-Year Scores

1905-06 Won 5, Lost 1, Tied 1

COACH: Mike Donahue
CAPTAIN: Frank Jones

	AU	Opp.
Jan. 19 Tulane (H)	27	7
Feb. 7 Montgomery YMCA (H)	29	12
Feb. 7 Columbus YMCA (H)	16	18
Feb. 15 Mercer (H)	64	8
Feb. 16 Atlanta Athletic Club (A)	28	17
Feb. 17 Georgia Tech (A)	26	6
Mar. 16 Birmingham Athletic Club (A)	14	14

1906-07 Won 4, Lost 2

COACH: Mike Donahue
CAPTAIN: C.W. Woodruff

	AU	Opp.
Jan. 19 Tulane	35	15
Mercer	48	9
Feb. 14 Columbus YMCA (ot) (H)	29	27
Feb. 16 Birmingham Athletic Club (A)	23	29
Feb. 26 Columbus YMCA (A)	16	11
Birmingham Athletic Club	20	21

1907-08 Won 6, Lost 5

COACH: Mike Donahue
CAPTAIN: R.Y. Ware

	AU	Opp.
Feb. 5 Montgomery YMCA (A)	25	18
Columbus YMCA (H)	32	37
Feb. 8 Birmingham Athletic Club (A)	26	14
Feb. 15 Birmingham Athletic Club (A)	21	25
Feb. 16 Bessemer Athletic Club (A)	34	13
Wetumpka Athletic Club (H)	47	11
Montgomery YMCA	21	27
Wake Forest	38	13
Feb. 22 Montgomery YMCA (H)	27	31
Mar. 2 Columbus YMCA (H)	19	33
Georgia (N1)	34	20

1908-09 Won 4, Lost 3

COACH: Mike Donahue
CAPTAIN: T.C. Locke

	AU	Opp.
Georgia (A)	37	48
Jan. 8 Columbus YMCA (H)	14	41
Jan. 16 Bessemer Athletic Club (H)	14	17
Jan. 18 Tulane (H)	29	15
Jan. 27 Augusta Athletic Assoc. (H)	37	9
Feb. 4 Georgia Tech (A)	24	8
Mercer (A)	26	23

1909-10 Won 11, Lost 6

COACH: Mike Donahue
CAPTAIN: S. Gordy

	AU	Opp.
Wetumpka Athletic Club (H)	56	12
Columbus YMCA (A)	8	44
Mercer (A)	38	20
Georgia (A)	35	40
Atlanta Athletic Club (A)	23	44
Mercer (H)	56	19
Bessemer Athletic Club (H)	26	18
Birmingham Athletic Club (A)	31	33
Bessemer Athletic Club (A)	23	10
Birmingham YMCA (A)	12	23
Birmingham H.S. (H)	29	16
Georgia (H)	56	21
Birmingham Ath. Club (H)	31	19
Montgomery YMCA (H)	24	16
Columbus YMCA (H)	16	42
Montgomery YMCA (A)	26	17
Birmingham Ath. Club (A)	26	19

1910-11 Won 3, Lost 5

COACH: Mike Donahue
CAPTAIN: L.A. Scarbrough

	AU	Opp.
Columbus YMCA	33	45
Georgia (A)	24	26
Birmingham Athletic Club	19	53

Bessemer Athletic Club	28	24
Birmingham H.S.	21	28
Birmingham YMCA	27	30
Texas	45	27
Nashville Athletic Club	36	34

1911-12 Won 2, Lost 6

COACH: Mike Donahue
CAPTAIN: E.A. Major

	AU	Opp.
Columbus YMCA	12	19
Atlanta Athletic Club	22	60
Georgia (A)	19	40
Birmingham Athletic Club	26	35
Birmingham H.S.	31	8
Birmingham Athletic Club	9	27
Bessemer Athletic Club	19	20
Feb. 10 LSU (H)	38	15

1912-13 Won 6, Lost 9

COACH: Mike Donahue

	AU	Opp.
Jan. 10 Georgia (A)	12	92
Jan. 11 Atlanta Athletic Club (A)	30	62
Jan. 18 Mercer (H)	33	31
Jan. 23 Cumberland (H)	19	35
Jan. 24 Selma YMCA (A)	29	15
Jan. 25 Marion (A)	26	15
Feb. 5 Bessemer Athletic Club (A)	9	31
Feb. 6 Birmingham Athletic Club (A)	12	35
Feb. 7 Birmingham High School (A)	24	34
Feb. 8 Montgomery YMCA (H)	39	23
Feb. 12 Georgia Tech (A)	36	27
Columbus YMCA (H)	13	77
Feb. 22 Georgia Tech (H)	23	19
Mar. 1 Mercer (A)	19	36
Mar. 1 Georgia (H)	21	67

1913-14 Won 3, Lost 10

COACH: Mike Donahue
CAPTAIN: E.E. Clements

	AU	Opp.
Jan. 9 Columbus YMCA (A)	3	74
Jan. 10 Atlanta Athletic Club (A)	20	70
Jan. 16 Georgia (A)	16	80
Jan. 17 Wetumpka Ath. Club (H)	82	17
Jan. 23 Birmingham Athletic Club (H)	19	42
Jan. 24 Montgomery YMCA (H)	24	20
Jan. 30 Bessemer Athletic Club (A)	27	68
Jan. 31 Mercer (H)	25	23
Feb. 14 Columbus YMCA (H)	11	41
Feb. 20 Georgia Tech (A)	12	50
Feb. 21 Mercer (A)	13	60
Feb. 23 Georgia Tech (H)	6	21
Feb. 28 Georgia (H)	15	46

1914-15 Won 3, Lost 5

COACH: Mike Donahue
CAPTAIN: E.E. Clements

	AU	Opp.
Jan. 18 Atlanta Athletic Club (A)	29	43
Jan. 22 Mississippi State (A)	16	44
Jan. 23 Mississippi State (A)	11	32
Jan. 30 Atlanta Athletic Club (A)	18	76
Feb. 22 Mississippi State (H)	19	18
Feb. 23 Mississippi State (H)	21	17
Feb. 26 Mobile YMCA (H)	29	22
Feb. 27 Columbus YMCA (A)	29	51

1915-16 Won 3, Lost 5

COACH: Mike Donahue
CAPTAIN: W.C. Payne

	AU	Opp.
Jan. 21 Marion (H)	24	27
Jan. 21 Montgomery YMCA (H)	16	29
Feb. 3 Talladega Athletic Club (A)	4	31
Feb. 5 Marion (A)	18	6
Feb. 7 Georgia (A)	14	81
Feb. 8 Georgia (H)	18	45
Feb. 10 LSU (H)	24	23
Feb. 10 Montgomery YMCA (H)	58	18

1916-17 Won 2, Lost 2

COACH: Mike Donahue
CAPTAIN: M.H. Floyd

	AU	Opp.
Jan. 19 Georgia (A)	18	90
Jan. 26 Marion (H)	38	18
Jan. 31 Montgomery YMCA	43	25
Feb. 13 LSU (H)	13	37

1917-18 Won 2, Lost 3

COACH: Mike Donahue
CAPTAIN: M.H. Floyd

	AU	Opp.
Birmingham College	27	24
Jan. 18 LSU (A)	31	43
Jan. 19 LSU (A)	27	34
Jan. 20 Birmingham Athletic Club (H)	19	27
Birmingham College	19	11

1918-19 Won 4, Lost 3

COACH: Mike Donahue

	AU	Opp.
Jan. 11 Montgomery YMCA (H)	59	10
Jan. 14 Georgia (A)	25	20
Jan. 18 Atlanta Athletic Club (A)	23	40
Jan. 25 Camp Benning (H)	68	9
Jan. 29 Georgia (H)	35	22
Feb. 15 Atlanta Athletic Club	26	36
Feb. 12 Birmingham Athletic Club	22	38

1919-20 Won 11, Lost 7

COACH: Mike Donahue
CAPTAIN: Jimmy Wade

	AU	Opp.
West Point Athletic Club (A)	38	8
Montgomery YMCA (H)	55	19
Georgia (A)	16	31
Jan. 22 Georgia Tech (A)	29	24
Birmingham Ath. Club (H)	27	21
Atlanta Athletic Club (A)	19	57
Clemson (A)	60	12
Charlotte YMCA (A)	30	36
VMI (A)	19	45
Washington & Lee (A)	10	34
Virginia (A)	27	21
VPI (A)	20	26
Atlanta Athletic Club (H)	24	44
Feb. 13 LSU (H)	33	21
Georgia (H)	31	29
Montgomery YMCA (A)	38	19
Birmingham Ath. Club (A)	25	20
Mar. 9 Georgia Tech (H)	26	17

1920-21 Won 5, Lost 8

COACH: Mike Donahue
CAPTAIN: H.B. Barks

	AU	Opp.
Jan. 11 Mercer (ot) (H)	36	31
Jan. 12 Georgia (H)	22	31
Jan. 15 Atlanta Athletic Club (A)	17	42
Jan. 17 Camp Benning (A)	11	19
Jan. 22 Georgia Tech (A)	30	28
Jan. 28 Vanderbilt (A)	27	7
Jan. 29 Kentucky (A)	25	40
Jan. 31 Centre College (A)	24	42
Feb. 5 Georgia (A)	23	29
Feb. 12 Birmingham Athletic Club (A)	34	39
Feb. 22 Spring Hill (H)	41	32
Mar. 3 Clemson (N1)	45	25
Mar. 4 Georgia (N1)	24	32

(N1) Southern Conference Tournament, Atlanta, Ga.

1921-22 Won 5, Lost 8

COACH: Wilbur Hutsell
CAPTAIN: Joe Harrison

	AU	Opp.
Jan. 13 Mercer (A)	7	31
Jan. 14 Atlanta Athletic Club (A)	12	42



Year-by-Year Scores

Jan. 21	Clemson	(H)	32	19
Jan. 28	Georgia Tech	(A)	17	35
Feb. 2	Mercer	(H)	26	28
Feb. 4	Birmingham Ath. Club	(A)	29	19
Feb. 11	Georgia Tech	(H)	29	26
Feb. 14	Camp Benning	(H)	17	30
Feb. 18	Birmingham Ath. Club	(H)	34	21
Feb. 24	Newberry	(N1)	32	21
Feb. 27	North Carolina	(N1)	27	32
	Georgia	(A)	15	39
	Georgia	(H)	17	31

(N1) Southern Conference Tournament, Atlanta, Ga.

1922-23 Won 7, Lost 7
COACH: Wilbur Hutsell
CAPTAIN: Charlie Dudley

			AU	Opp.
	West Point Athletic Club		25	18
Jan. 12	Georgia Tech	(A)	17	35
	Montgomery YMCA		37	22
	Wofford		42	19
	Georgia	(A)	29	35
	Clemson		19	24
	Wofford		19	20
	Furman		22	43
	Birmingham Athletic Club		31	17
	Camp Benning		24	19
	Birmingham Athletic Club		19	42
	Georgia	(H)	45	16
Feb. 23	Georgia Tech	(H)	29	26
Feb. 27	Mercer	(N1)	24	45

(N1) Southern Conference Tournament, Atlanta, Ga.

1923-24 Won 4, Lost 9
COACH: Wilbur Hutsell

			AU	Opp.
Jan. 8	Columbus YMCA		36	19
Jan. 11	Georgia Tech	(A)	24	39
Jan. 12	Atlanta Athletic Club		22	31
Jan. 16	Camp Benning		42	18
Jan. 19	Birmingham Athletic Club		44	23
Jan. 25	Tulane		19	32
Jan. 26	Tulane		22	27
Jan. 30	Georgia	(H)	17	32
Feb. 5	Georgia	(A)	18	33
Feb. 9	Georgia Tech	(H)	18	33
Feb. 16	Birmingham Athletic Club (ot)		32	36
Feb. 29	Georgia Tech	(N1)	35	29
Mar. 1	Alabama	(N1)	19	40

(N1) Southern Conference Tournament, Atlanta, Ga.

1924-25 Won 3, Lost 11
COACH: Herb Bunker

			AU	Opp.
Dec. 18	Mercer	(A)	21	28
Dec. 19	Albany YMCA	(A)	21	28
Jan. 5	Tulane	(A)	18	33
Jan. 6	Tulane	(A)	31	45
Jan. 13	Camp Benning	(H)	27	36
Jan. 17	Georgia Tech	(H)	21	28
Jan. 28	Montgomery YMCA	(H)	34	12
Jan. 31	Mercer	(H)	27	38
Feb. 7	Georgia Tech	(A)	15	14
Feb. 10	Georgia	(A)	17	40
Feb. 12	Camp Benning	(A)	38	36
Feb. 14	Birmingham Athletic Club	(A)	25	35
Feb. 17	Georgia	(H)	21	37
Feb. 18	Virginia	(N1)	27	29

(N1) Southern Conference Tournament, Atlanta, Ga.

1925-26 Won 5, Lost 10
COACH: Mike Papke
CAPTAIN: Bill McKinney

			AU	Opp.
Dec. 6	Howard	(A)	32	16
	Birmingham-Southern	(A)	32	17
Jan. 9	Georgia Tech	(H)	32	28
Jan. 11	Howard	(H)	35	21
Jan. 23	Birmingham Athletic Club	(A)	27	44
Jan. 28	Mobile YMCA	(A)	17	19
Jan. 29	Tulane	(A)	30	33
Jan. 30	Tulane	(A)	31	52

Feb. 4	Georgia	(A)	28	49
Feb. 5	North Carolina State	(A)	36	43
Feb. 6	VMI	(A)	25	41
Feb. 8	Kentucky	(A)	26	35
Feb. 13	Birmingham Ath. Club	(H)	39	32
Feb. 19	Georgia Tech	(A)	18	28
Feb. 26	North Carolina State	(N1)	26	32

(N1) Southern Conference Tournament, Atlanta, Ga.

1926-27 Won 13, Lost 6
COACH: Mike Papke
CAPTAIN: Buck Ellis

			AU	Opp.
Jan. 5	Georgia Tech (ot)	(A)	20	22
Jan. 10	Mississippi State	(H)	31	34
Jan. 11	Mississippi State	(H)	27	24
Jan. 15	Florida	(H)	51	34
Jan. 28	Tulane	(A)	42	33
Jan. 29	Tulane	(A)	35	12
Jan. 30	Tulane	(H)	50	11
Feb. 1	Tulane	(H)	33	30
Feb. 3	Clemson	(H)	45	26
Feb. 4	Clemson	(H)	45	23
Feb. 5	Florida	(A)	40	28
Feb. 11	Sewanee	(H)	46	15
Feb. 12	Georgia Tech	(H)	42	24
Feb. 15	Tennessee	(A)	23	24
Feb. 16	Chattanooga	(A)	34	39
Feb. 17	Vanderbilt	(A)	35	39
Feb. 18	Sewanee	(A)	35	28
Feb. 25	Virginia Tech	(N1)	38	33
Feb. 26	North Carolina	(N1)	15	28

(N1) Southern Conference Tournament, Atlanta, Ga.

1927-28 Won 20, Lost 2
COACH: Mike Papke
CAPTAIN: Fob James Sr.

			AU	Opp.
	Montgomery YMCA	(H)	38	12
	White's Business College	(H)	92	13
Jan. 7	Georgia Tech	(H)	56	29
	So. College (Fla.)	(H)	51	18
Jan. 13	Florida	(A)	39	23
Jan. 14	Florida	(A)	43	33
Jan. 18	Clemson	(H)	56	26
Jan. 19	Clemson	(H)	30	23
Jan. 27	Tulane	(A)	32	17
Jan. 28	Tulane	(A)	49	31
Jan. 29	Tennessee	(H)	63	14
Feb. 1	Vanderbilt	(H)	62	28
Feb. 3	Georgia	(H)	28	25
Feb. 9	Georgetown (Ky.)	(H)	41	25
Feb. 10	Ole Miss	(H)	42	43
Feb. 11	Ole Miss	(H)	58	38
Feb. 21	Florida	(H)	58	32
Feb. 22	Florida	(H)	50	28
Feb. 27	Clemson	(N1)	27	26
Feb. 28	Georgia Tech	(N1)	30	29
Mar. 1	Mississippi State	(N1)	42	34
Mar. 2	Ole Miss	(N1)	30	31

(N1) Southern Conference Tournament, Atlanta, Ga.

1928-29 Won 6, Lost 15
COACH: George Bohler
CAPTAIN: Frank DuBose

			AU	Opp.
	Camp Benning	(H)	40	38
	Birmingham Ath. Club	(H)	37	34
	Camp Benning	(A)	37	43
	LaGrange YMCA	(H)	29	32
	Birmingham Athletic Club	(A)	20	38
	So. College (Fla.)	(H)	33	29
Jan. 25	Florida	(A)	33	44
Jan. 26	Florida	(A)	39	32
Jan. 28	LSU	(H)	28	45
Jan. 29	LSU	(H)	28	65
Feb. 1	Clemson	(A)	20	46
Feb. 2	Georgia	(A)	31	39
Feb. 6	Georgia Tech	(A)	25	42
Feb. 8	Tulane	(H)	35	48
Feb. 9	Tulane	(H)	40	25

	Mercer	(A)	41	46
	Mercer	(A)	29	31
Feb. 16	Georgia Tech	(H)	41	46
Feb. 18	Florida	(H)	29	46
Feb. 19	Florida	(H)	51	26
Mar. 1	Georgia	(N1)	24	42

(N1) Southern Conference Tournament, Atlanta, Ga.

1929-30 Won 1, Lost 10
COACH: Hal Lee
CAPTAIN: Louie James

			AU	Opp.
Jan. 10	Clemson	(H)	31	39
Jan. 11	South Carolina	(H)	30	22
Jan. 25	Tennessee	(A)	18	33
Jan. 26	Vanderbilt	(H)	27	29
Jan. 29	Georgia	(H)	35	43
Feb. 7	LSU	(A)	27	44
Feb. 8	LSU	(A)	40	46
Feb. 11	Tulane	(A)	40	45
Feb. 12	Tulane	(A)	37	41
Feb. 18	Georgia Tech	(H)	34	47
Feb. 19	Georgia Tech	(A)	29	40

1930-31 Won 9, Lost 6
COACH: Sam McAllister
CAPTAIN: Ralph Jordan

			AU	Opp.
Jan. 6	South Carolina	(H)	39	21
Jan. 10	Clemson	(H)	44	20
Jan. 12	North Carolina State (ot)	(H)	30	28
Jan. 23	Georgia	(A)	27	30
Jan. 24	South Carolina	(A)	36	16
Jan. 26	Clemson	(A)	33	37
Jan. 28	Georgia Tech	(H)	33	37
Jan. 31	Vanderbilt	(H)	26	36
Feb. 6	Tulane	(H)	44	22
Feb. 7	Tulane	(H)	51	35
Feb. 14	Vanderbilt	(H)	42	25
Feb. 18	Camp Benning		54	13
Feb. 24	Georgia Tech	(A)	22	47
Feb. 27	Virginia	(N1)	33	26
Feb. 28	Georgia	(N1)	27	31

(N1) Southern Conference Tournament, Atlanta, Ga.

1931-32 Won 12, Lost 3
COACH: Sam McAllister
CAPTAIN: Jack Stewart

			AU	Opp.
Jan. 8	Birmingham Southern	(A)	41	23
Jan. 9	Vanderbilt	(A)	36	23
Jan. 12	Georgia Tech	(H)	25	22
Jan. 22	Florida	(A)	43	26
Jan. 23	Florida	(A)	28	21
Jan. 30	Vanderbilt	(H)	38	23
Feb. 5	Tulane	(A)	21	26
Feb. 6	Tulane	(A)	42	37
Feb. 8	LSU	(A)	48	34
Feb. 9	LSU	(A)	34	30
Feb. 13	Georgia Tech	(A)	28	36
Feb. 15	Georgia	(H)	26	24
Feb. 26	North Carolina State	(N1)	34	33
Feb. 27	LSU	(N1)	30	22
Feb. 28	North Carolina	(N1)	31	52

(N1) Southern Conference Tournament, Atlanta, Ga.

1932-33 Won 4, Lost 9 (4-7 SEC)
COACH: Sam McAllister
CAPTAIN: Slick Kaley

			AU	Opp.
Jan. 20	Birmingham Southern	(A)	33	50
Jan. 22	Vanderbilt	(A)	24	25
Jan. 24	LSU	(H)	25	26
Jan. 25	LSU	(H)	25	24
Feb. 3	Tulane	(H)	22	19
Feb. 4	Tulane	(H)	18	35
Feb. 9	Vanderbilt	(H)	20	21
Feb. 11	Georgia	(A)	21	22
Feb. 15	Georgia Tech	(H)	20	29
Feb. 17	Florida	(H)	32	30
Feb. 18	Florida	(H)	16	11
Feb. 20	Georgia Tech	(N1)	18	29
Feb. 24	LSU	(N2)	33	57



Year-by-Year Scores

(N1) Atlanta, Ga. (Atlanta Athletic Club)
(N2) SEC Tournament, Atlanta, Ga.

1933-34 Won 2, Lost 11 (2-9 SEC)
COACH: Ralph Jordan

	AU	Opp.
Jan. 9 Vanderbilt (A)	22	31
Jan. 11 Georgia Tech (H)	26	28
Jan. 26 Birmingham Southern (H)	22	39
Jan. 27 Vanderbilt (H)	33	48
Feb. 3 Tulane (A)	18	34
Feb. 4 Tulane (A)	20	30
Feb. 5 LSU (A)	17	40
Feb. 6 LSU (A)	16	38
Feb. 10 Georgia (H)	30	21
Feb. 14 Georgia Tech (A)	20	24
Feb. 17 Florida (A)	23	21
Feb. 18 Florida (A)	21	39
Mar. 1 Tennessee (N1)	26	43

(N1) SEC Tournament, Atlanta, Ga.

1934-35 Won 4, Lost 13 (3-9 SEC)
COACH: Ralph Jordan

	AU	Opp.
Jan. 5 Lanett Athletic Club (A)	44	25
Jan. 8 South Carolina (A)	34	35
Jan. 9 South Carolina (A)	26	42
Jan. 10 Sewanee (A)	18	19
Jan. 11 Vanderbilt (A)	27	37
Jan. 12 Vanderbilt (A)	24	41
Jan. 26 Birmingham Southern (H)	20	37
Feb. 1 Tennessee (H)	27	48
Feb. 2 Birmingham Southern (A)	40	46
Feb. 5 Georgia (A)	29	33
Feb. 6 Georgia Tech (A)	24	25
Feb. 8 Florida (H)	39	34
Feb. 9 Florida (H)	25	35
Feb. 13 Georgia Tech (H)	19	34
Feb. 14 Sewanee (H)	28	13
Feb. 15 Sewanee (H)	33	24
Feb. 15 Vanderbilt (H)	25	37

1935-36 Won 10, Lost 7 (7-4 SEC)
COACH: Ralph Jordan

	AU	Opp.
Dec. 19 Clemson (H)	23	33
Dec. 20 Clemson (H)	18	31
Jan. 9 Vanderbilt (A)	27	47
Jan. 10 Sewanee (A)	25	23
Jan. 11 Sewanee (A)	34	25
Jan. 24 Birmingham Southern (A)	26	17
Jan. 25 Vanderbilt (H)	32	37
Feb. 4 Georgia Tech (H)	31	28
Feb. 10 Sewanee (H)	41	31
Feb. 11 Sewanee (H)	42	18
Feb. 15 Georgia (H)	33	26
Feb. 19 Georgia Tech (A)	22	46
Feb. 21 Florida (A)	32	16
Feb. 22 Florida (A)	13	20
Feb. 28 Birmingham Southern (N)	41	22
Feb. 29 Georgia (N1)	43	26
Mar. 1 Tennessee (N1)	25	43

(N1) SEC Tournament, Knoxville, Tenn.

1936-37 Won 11, Lost 4 (7-4 SEC)
COACH: Ralph Jordan

	AU	Opp.
Jan. 9 Fort Benning (H)	54	13
Jan. 15 Sewanee (A)	41	34
Jan. 16 Sewanee (A)	34	29
Jan. 30 Birmingham Southern (A)	39	22
Feb. 1 LSU (H)	37	24
Feb. 2 LSU (H)	34	54
Feb. 8 Sewanee (H)	39	32
Feb. 9 Sewanee (H)	36	16
Feb. 11 Georgia Tech (A)	28	42
Feb. 12 Florida (H)	35	34
Feb. 13 Florida (H)	51	40
Feb. 15 Clemson (H)	41	33
Feb. 16 Clemson (H)	33	26
Georgia (A)	19	21

Feb. 27 Georgia Tech (H)	33	35
--------------------------	----	----

1937-38 Won 14, Lost 5 (6-3 SEC)
COACH: Ralph Jordan

	AU	Opp.
Jan. 14 Sewanee (A)	36	31
Jan. 15 Sewanee (A)	38	19
Jan. 19 Birmingham Southern (A)	49	39
Jan. 28 Georgia Tech (H)		
Jan. 28 Oglethorpe (H)	46	43
Jan. 29 Oglethorpe (H)	49	14
Feb. 7 Sewanee (H)		
Feb. 8 Sewanee (H)		
Feb. 12 Georgia (H)	34	27
Feb. 14 Georgia Tech (A)	42	43
Feb. 18 Birmingham Southern (A)		
Feb. 25 Florida (A)	34	43
Feb. 26 Florida (A)	35	51
Feb. 28 Georgia Tech (A)	32	54
Mar. 3 LSU (A1)	34	60

(Only Scores That Are Available)

(A1) SEC Tournament, Baton Rouge, La.

1938-39 Won 16, Lost 6 (8-4 SEC)
COACH: Ralph Jordan

	AU	Opp.
Dec. 16 Lanett Mill (H)	40	21
Dec. 17 Nehi Reds (H)	41	36
Jan. 4 Lanett Mill (A)	38	21
Jan. 6 Spring Hill (H)	30	22
Jan. 7 Spring Hill (H)	44	23
Jan. 13 Sewanee (H)	41	31
Jan. 14 Sewanee (H)	38	27
Jan. 16 Vanderbilt (H)	39	41
Jan. 28 Birmingham Southern (H)	50	17
Feb. 2 Mississippi College (H)	44	59
Feb. 4 Georgia (A)	21	43
Feb. 10 Georgia (H)	34	29
Feb. 11 Birmingham Southern (H)	52	35
Feb. 16 Vanderbilt (A)	42	49
Feb. 17 Sewanee (A)	34	27
Feb. 18 Sewanee (A)	39	28
Feb. 22 Georgia Tech (H)	38	24
Feb. 24 Florida (H)	40	38
Feb. 25 Florida (H)	25	31
Feb. 27 Georgia Tech (A)	49	33
Mar. 2 Tulane (N1)	43	30
Mar. 3 Tennessee (A1)	35	49

(N1, A1) SEC Tournament, Knoxville, Tenn.

1939-40 Won 7, Lost 10 (6-7 SEC)
COACH: Ralph Jordan

	AU	Opp.
Dec. 14 Spring Hill (H)	37	34
Dec. 15 Spring Hill (H)	33	34
Jan. 5 LSU (A)	39	50
Jan. 6 LSU (A)	42	26
Jan. 11 Vanderbilt (A)	45	51
Jan. 12 Sewanee (A)	51	32
Jan. 13 Sewanee (A)	64	32
Jan. 20 Vanderbilt (H)	46	50
Jan. 27 Howard (H)	33	37
Feb. 3 Georgia (H)	28	32
Feb. 6 Georgia Tech (A)	31	53
Feb. 9 Georgia (H)	47	48
Feb. 16 Sewanee (H)	46	30
Feb. 17 Sewanee (H)	63	34
Feb. 21 Georgia Tech (ot) (H)	39	38
Feb. 24 Florida (H)	37	42
Feb. 28 Georgia (N1)	41	48

(N1) SEC Tournament, Knoxville, Tenn.

1940-41 Won 13, Lost 6 (6-5 SEC)
COACH: Ralph Jordan

	AU	Opp.
Jan. 3 Spring Hill (H)	35	30
Jan. 4 Spring Hill (H)	46	34
Jan. 10 Sewanee (H)	36	24
Jan. 11 Sewanee (H)	39	25
Jan. 13 Ole Miss (H)	43	30
Jan. 24 Tulane (H)	45	41
Jan. 25 Vanderbilt (H)	45	44

Jan. 31 Tennessee (H)	33	51
Feb. 1 Georgia Tech (A)	39	48
Feb. 3 Mississippi State (H)	44	48
Feb. 5 Georgia Tech (H)	51	45
Feb. 8 Georgia (H)	43	39
Feb. 10 Howard (H)	35	21
Feb. 11 LSU (H)	50	49
Feb. 13 Vanderbilt (A)	39	47
Feb. 14 Sewanee (A)	39	28
Feb. 15 Sewanee (A)	46	31
Feb. 26 Georgia (A)	31	36
Feb. 28 Alabama (N1)	16	38

(N1) SEC Tournament, Louisville, Ky.

1941-42 Won 11, Lost 6 (9-5 SEC)
COACH: Ralph Jordan

	AU	Opp.
Dec. 18 Mississippi State (A)	39	29
Dec. 19 Ole Miss (A)	34	31
Jan. 16 Vanderbilt (A)	35	33
Jan. 23 Tennessee (A)	23	43
Jan. 26 Vanderbilt (H)	50	45
Jan. 31 Georgia Tech (A)	42	48
Feb. 3 Georgia Tech (H)	43	38
Feb. 6 Georgia (A)	32	28
Feb. 13 Georgia (H)	53	41
Feb. 14 Mississippi State (H)	40	41
Feb. 16 LSU (A)	49	63
Feb. 17 Tulane (A)	41	50
Feb. 20 Florida (H)	47	23
Feb. 21 Florida (H)	38	36
Feb. 26 Vanderbilt (N1)	36	34
Feb. 27 Tulane (N1)	45	36
Feb. 28 Kentucky (N1)	31	40

(N1) SEC Tournament, Louisville, Ky.

1942-43 Won 1, Lost 14 (1-12 SEC)
COACH: Bob Evans

	AU	Opp.
Dec. 11 Mississippi State (A)	25	41
Dec. 12 Mississippi State (A)	36	36
Dec. 17 Mississippi State (H)	37	38
Dec. 18 Mississippi State (H)	40	44
Jan. 11 Vanderbilt (A)	39	54
Jan. 15 507 Paratrooper Infantry (H)	30	40
Jan. 22 Georgia Tech (H)	32	59
Jan. 23 Vanderbilt (H)	43	48
Jan. 29 Tennessee (A)	23	57
Jan. 30 Georgia Tech (A)	21	53
Feb. 5 Georgia (H)	47	32
Feb. 6 LSU (H)	37	62
Feb. 8 Tulane (H)	30	50
Feb. 13 Georgia (A)	31	51
Feb. 25 LSU (N1)	38	67

(N1) SEC Tournament, Louisville, Ky.

1943-44 (No Team)

1944-45 Won 3, Lost 14 (2-6 SEC)
COACH: Bob Evans

	AU	Opp.
Gunter Field	40	44
Jan. 13 Mercer (H)	36	41
Jan. 18 Georgia (A)	50	59
Jan. 20 Georgia Tech (H)	41	74
Feb. 2 Mercer (A)	34	40
Feb. 3 Georgia (H)	43	59
Feb. 9 Jacksonville Navy (A)	43	80
Feb. 10 Jacksonville Navy (A)	23	51
Feb. 12 Florida (H)	43	58
Feb. 13 Florida (H)	42	40
Feb. 17 Georgia Tech (A)	39	53
Gunter Field	52	39
Maxwell Field	41	48
Maxwell Field	31	72
Feb. 19 Florida (A)	43	41
Feb. 20 Florida (A)	48	62
Feb. 29 Tennessee (N1)	26	56

(N1) SEC Tournament, Louisville, Ky.

1945-46 Won 7, Lost 9 (7-6 SEC)
COACH: Ralph Jordan



Year-by-Year Scores

	AU	Opp.
Dec. 10	Mississippi State (H)	55 47
Dec. 11	Mississippi State (H)	37 26
Jan. 4	Georgia Tech (A)	22 45
	Georgia (A)	37 38
Jan. 16	Georgia Tech (H)	26 53
Jan. 21	Georgia (H)	40 37
	Maxwell Field	41 48
	Maxwell Field	35 36
Jan. 29	Florida (H)	49 36
Jan. 30	Florida (H)	51 40
	Tulane (H)	48 56
Feb. 8	Florida (A)	60 53
Feb. 9	Florida (A)	34 53
Feb. 15	Mississippi State (A)	40 30
Feb. 16	Mississippi State (A)	31 39
Feb. 28	Kentucky (N1)	24 69

1946-47 Won 3, Lost 18 (1-15 SEC)
COACH: V.J. Edney

	AU	Opp.
	Maxwell Field	65 38
Dec. 13	Ole Miss (A)	38 58
Dec. 14	Mississippi State (A)	35 61
	Mercer	54 55
Jan. 11	Tennessee (H)	30 66
Jan. 15	Georgia Tech (H)	42 55
Jan. 17	Florida (A)	32 48
Jan. 18	Florida (A)	28 39
Jan. 24	Vanderbilt (H)	37 38
Jan. 25	Georgia (H)	40 44
Jan. 29	Georgia Tech (A)	49 65
Feb. 1	Vanderbilt (A)	58 59
Feb. 3	Tennessee (A)	27 63
Feb. 7	Florida (H)	42 48
Feb. 8	Florida (H)	36 30
	Maxwell Field	57 34
	Tulane	35 66
Feb. 15	LSU (A)	53 76
	Mercer	47 71
	Georgia (A)	45 60
Feb. 28	Kentucky (N1)	18 84

1947-48 Won 12, Lost 10 (7-7 SEC)
COACH: Danny Doyle

	AU	Opp.
Dec. 6	Mississippi State (H)	35 49
Dec. 12	Florida (A)	43 41
Dec. 13	Florida (A)	39 47
	Tulane (A)	37 70
	Illinois Wesleyan (A)	44 42
	Washington (A)	29 59
Jan. 12	Ole Miss (H)	59 50
Jan. 16	Georgia (H)	52 41
Jan. 19	Mercer (A)	72 53
Jan. 21	Vanderbilt (H)	46 41
Jan. 23	LSU (A)	51 48
Jan. 30	Georgia Tech (H)	38 31
Feb. 2	Vanderbilt (A)	47 55
Feb. 5	Florida (H)	53 50
Feb. 6	Florida (H)	37 39
Feb. 12	Oglethorpe (H)	55 23
Feb. 13	Oglethorpe (H)	65 31
	Mercer	46 63
Feb. 21	Georgia (A)	36 74
Feb. 25	Georgia Tech (A)	43 50
Feb. 28	Howard (A)	33 32
Mar. 4	Tulane (N1)	40 47

1948-49 Won 9, Lost 15 (5-11 SEC)
COACH: Danny Doyle

	AU	Opp.
Dec. 3	Howard (A)	57 30
Dec. 4	Birmingham Southern (A)	40 32
Dec. 11	Mississippi State (H)	53 54
Dec. 21	Alabama (N1)	45 46
Dec. 27	Baylor (N2)	44 59
Dec. 28	Colorado State (N2)	41 46
Dec. 29	Southern Methodist (N2)	41 59
Jan. 5	Alabama (H)	38 45

Jan. 8	Florida (A)	45 61
Jan. 11	Georgia Tech (H)	41 33
Jan. 14	Georgia (A)	52 55
Jan. 17	Ole Miss (A)	43 47
Jan. 18	Mississippi State (A)	43 47
Jan. 22	Vanderbilt (H)	48 46
Jan. 27	Alabama (A)	37 39
Jan. 31	Tulane (H)	51 56
Feb. 5	Vanderbilt (A)	42 52
	Troy State	69 44
	Livingston State	49 44
Feb. 17	Florida (H)	44 43
	Georgia	53 47
Feb. 23	Georgia Tech (A)	57 66
Feb. 28	Ole Miss (H)	65 61
Mar. 4	Kentucky (N3)	39 70

1949-50 Won 17, Lost 7 (12-6 SEC)
COACH: Joel Eaves
CAPTAIN: Bill Lynn

	AU	Opp.
Dec. 1	Birmingham Southern (H)	79 49
Dec. 2	Howard (A)	59 36
Dec. 9	Ole Miss (H)	64 60
Dec. 10	Howard (H)	73 49
Dec. 13	Troy State (H)	77 40
Dec. 20	Alabama (H)	45 40
Jan. 4	Birmingham Southern (A)	70 48
Jan. 10	Georgia Tech (A)	49 65
Jan. 12	Mississippi State (A)	65 64
Jan. 14	Florida (H)	72 46
Jan. 21	Vanderbilt (H)	47 58
Jan. 28	Alabama (A)	66 58
Jan. 30	Ole Miss (A)	77 63
Feb. 1	Mississippi State (A)	65 60
Feb. 4	LSU (H)	70 66
Feb. 6	Vanderbilt (A)	51 63
Feb. 9	Georgia (H)	67 54
Feb. 11	Tulane (A)	64 60
Feb. 13	LSU (A)	61 76
Feb. 18	Alabama (H)	67 58
Feb. 20	Florida (A)	41 43
Feb. 22	Georgia Tech (H)	53 61
Feb. 25	Georgia (A)	55 46
Mar. 3	LSU (N1)	45 73

1950-51 Won 12, Lost 10 (6-8 SEC)
COACH: Joel Eaves
CAPTAIN: Don Lanford

	AU	Opp.
Nov. 27	Troy State (H)	96 57
Nov. 30	Birmingham Southern (A)	57 56
Dec. 1	Howard (A)	70 57
Dec. 6	Birmingham Southern (H)	69 57
Dec. 9	Ole Miss (H)	61 65
Dec. 13	Howard (H)	70 53
Dec. 19	Alabama (A)	46 70
Jan. 5	Kentucky (NR,3) (A)	35 79
Jan. 6	Vanderbilt (A)	51 61
Jan. 8	Tennessee (A)	63 59
Jan. 13	Georgia (ot) (H)	69 68
Jan. 18	Alabama (H)	64 65
Jan. 27	Georgia (A)	61 49
Jan. 31	Georgia Tech (A)	44 64
Feb. 3	Tulane (H)	92 71
Feb. 5	LSU (H)	74 75
Feb. 10	Alabama (A)	44 63
Feb. 14	Georgia Tech (H)	75 63
Feb. 17	Florida (A)	61 82
Feb. 23	Florida (ot) (H)	83 77
Feb. 24	Mississippi State (H)	92 85
Mar. 2	Kentucky (NR,1) (N1)	54 84

1951-52 Won 14, Lost 12 (6-8 SEC)
COACH: Joel Eaves
CAPTAIN: Roger Weldon

	AU	Opp.
Nov. 27	Troy State (H)	83 58

Nov. 29	Birmingham Southern (A)	65 59
Nov. 30	Howard (A)	69 39
Dec. 4	Maxwell Field (H)	75 41
Dec. 5	Howard (H)	88 51
Dec. 8	Georgia (A)	62 48
Dec. 15	Birmingham Southern (H)	79 46
Dec. 19	Maxwell Field (A)	63 54
Dec. 28	Davidson (N1)	66 59
Dec. 29	Georgia Tech (N1)	62 79
Dec. 29	South Carolina (N1)	67 70
Jan. 3	Florida (A)	63 64
Jan. 9	Georgia Tech (A)	54 56
Jan. 12	Vanderbilt (H)	61 73
Jan. 18	Mississippi State (A)	68 61
Jan. 19	Ole Miss (A)	58 76
Jan. 26	Georgia (H)	65 51
Jan. 30	Kentucky (H)	48 88
Feb. 2	Alabama (H)	60 62
Feb. 8	Florida (H)	61 52
Feb. 9	Tennessee (H)	60 55
Feb. 13	Georgia Tech (H)	50 58
Feb. 16	LSU (A)	64 70
Feb. 18	Tulane (A)	63 61
Feb. 23	Alabama (A)	50 63
Feb. 28	Alabama (N2)	49 63

(N1) Carolina Invitational, Charlotte, N.C.
(N2) SEC Tournament, Louisville, Ky.

1952-53 Won 13, Lost 8 (6-7 SEC)
COACH: Joel Eaves
CAPTAIN: Bubber Farish

	AU	Opp.
Dec. 2	Howard (H)	80 52
Dec. 6	Howard (A)	80 74
Dec. 10	Georgia Tech (H)	71 61
Dec. 13	Birmingham Southern (A)	87 61
Dec. 19	Georgia (N1)	71 49
Jan. 2	Memphis State (N2)	78 64
Jan. 3	Ole Miss (N2)	55 65
Jan. 6	Birmingham Southern (H)	84 59
Jan. 9	Georgia (A)	64 59
Jan. 14	Georgia Tech (A)	61 79
Jan. 17	Alabama (A)	51 61
Jan. 21	Georgia (H)	78 69
Jan. 26	Tennessee (A)	70 72
Jan. 31	Mississippi State (H)	82 60
Feb. 4	Florida (H)	62 66
Feb. 7	Vanderbilt (A)	71 66
Feb. 11	Ole Miss (H)	72 65
Feb. 14	LSU (NR,8) (H)	57 65
Feb. 16	Tulane (H)	65 70
Feb. 21	Florida (A)	67 71
Feb. 28	Alabama (H)	78 73

(N1) Birmingham, Ala.
(N2) Memphis Invitational, Memphis, Tenn.

1953-54 Won 16, Lost 8 (8-6 SEC)
COACH: Joel Eaves
CAPTAIN: Bob Miller

	AU	Opp.
Dec. 1	Birmingham Southern (H)	81 50
Dec. 4	Birmingham Southern (A)	93 66
Dec. 5	Howard (ot) (A)	70 63
Dec. 12	Georgia Tech (N1)	83 56
Dec. 18	Georgia (N2)	75 73
Dec. 19	Alabama (N2)	62 70
Dec. 30	Vanderbilt (NR,19) (A)	48 96
Jan. 2	Mississippi State (N2)	76 75
Jan. 5	Howard (H)	84 56
Jan. 9	Mississippi State (A)	74 79
Jan. 11	Ole Miss (A)	66 61
Jan. 16	Alabama (A)	58 70
Jan. 20	Georgia Tech (H)	80 56
Jan. 23	Georgia (A)	81 66
Jan. 29	Florida (A)	83 76
Feb. 6	Vanderbilt (H)	76 73
Feb. 8	Georgia Tech (A)	59 53
Feb. 13	Florida (H)	85 65
Feb. 15	Georgia (H)	80 61
Feb. 20	LSU (NR,13) (A)	59 77
Feb. 22	Tulane (A)	65 62
Feb. 27	Kentucky (NR,2) (N1)	79 109



Year-by-Year Scores

Mar. 1	Tennessee	(H)	86	92
Mar. 5	Alabama	(H)	55	57

(N1) Montgomery, Ala.
(N2) Birmingham, Ala.

1954-55 Won 11, Lost 9 (6-8 SEC)
COACH: Joel Eaves
CAPTAIN: Bill Kirkpatrick

		AU	Opp.
Dec. 4	Birmingham Southern	(H)	90 77
Dec. 11	Jacksonville State	(H)	78 67
Dec. 17	Washington & Lee	(N1)	91 81
Dec. 18	Tennessee	(N1)	73 64
Jan. 5	Howard	(H)	98 77
Jan. 8	Mississippi State	(H)	79 58
Jan. 10	Ole Miss	(H)	85 81
Jan. 15	Alabama (20,16)	(N2)	78 99
Jan. 22	Georgia	(A)	83 88
Jan. 26	Georgia Tech	(H)	70 73
Jan. 29	Florida	(H)	91 69
Jan. 31	Georgia	(H)	78 76
Feb. 5	Vanderbilt (NR,20)	(A)	74 79
Feb. 7	Georgia Tech	(A)	67 75
Feb. 12	Florida	(A)	70 66
Feb. 19	LSU	(H)	75 71
Feb. 21	Tulane	(H)	79 90
Feb. 26	Kentucky (NR,2)	(A)	59 93
Feb. 28	Tennessee	(A)	77 86
Mar. 5	Alabama* (NR,11)	(N2)	80 84

(N1) Blue-Gray Tournament, Montgomery, Ala.
(N2) Montgomery, Ala.

1955-56 Won 11, Lost 10 (8-6 SEC)
COACH: Joel Eaves
CAPTAIN: Jim O'Donnell

		AU	Opp.
Dec. 3	Birmingham Southern	(H)	81 64
Dec. 10	Howard	(H)	97 54
Dec. 16	Texas	(N1)	76 83
Dec. 17	Eastern Kentucky	(N1)	71 93
Dec. 20	Oklahoma City (NR,15)	(A)	58 76
Dec. 21	Rice (2ot)	(A)	80 82
Jan. 2	Florida	(H)	89 77
Jan. 7	Mississippi State	(A)	81 68
Jan. 9	Ole Miss	(A)	69 76
Jan. 14	Alabama (NR,19)	(N2)	77 86
Jan. 21	Georgia	(A)	60 59
Jan. 28	Jacksonville State	(H)	73 64
Feb. 4	Kentucky (NR,7)	(N2)	81 82
Feb. 7	Georgia Tech (ot)	(H)	77 74
Feb. 11	Florida	(H)	77 73
Feb. 13	Georgia	(H)	96 80
Feb. 18	LSU	(A)	80 71
Feb. 20	Tulane	(A)	75 86
Feb. 25	Tennessee	(H)	87 91
Feb. 27	Vanderbilt (NR,7)	(H)	74 65
Mar. 2	Alabama (NR,3)	(N2)	82 93

(N1) Blue-Gray Tournament, Montgomery, Ala.
(N2) Montgomery, Ala.

1956-57 Won 13, Lost 8 (8-6 SEC)
COACH: Joel Eaves
CAPTAIN: Henry Sturkie

		AU	Opp.
Dec. 4	Jacksonville State	(H)	72 65
Dec. 8	Rice	(N1)	88 68
Dec. 17	Clemson	(N2)	89 64
Dec. 18	St. Joseph's	(N2)	66 64
Dec. 19	Wake Forest	(N2)	48 58
Jan. 2	Howard	(H)	101 70
Jan. 5	Mississippi State	(H)	86 66
Jan. 7	Ole Miss	(H)	88 66
Jan. 12	Georgia	(A)	72 75
Jan. 19	Alabama (ot)	(N3)	92 88
Jan. 22	Georgia Tech	(H)	74 81
Jan. 26	Georgia	(H)	73 66
Jan. 28	Florida	(H)	76 61
Feb. 2	Vanderbilt	(A)	78 83
Feb. 4	Georgia Tech (ot)	(A)	67 76
Feb. 9	Florida	(A)	73 70
Feb. 16	LSU	(H)	99 62
Feb. 18	Tulane	(H)	78 54
Feb. 23	Tennessee	(A)	75 85

Feb. 25	Kentucky (NR,3)	(A)	85	103
Mar. 1	Alabama (2ot)	(N3)	79	81

(N1) Birmingham, Ala.
(N2) Carousel Tournament, Charlotte, N.C.
(N3) Montgomery, Ala.

1957-58 Won 16, Lost 6 (11-3 SEC)
COACH: Joel Eaves
CAPTAIN: Rex Frederick

		AU	Opp.
Dec. 3	Jacksonville State	(H)	89 50
Dec. 7	Wake Forest	(N1)	78 66
Dec. 13	TCU	(N2)	75 63
Dec. 14	Mississippi State	(N2)	37 52
Dec. 19	Southern Methodist	(A)	65 75
Dec. 20	Baylor	(A)	53 62
Dec. 30	Howard	(H)	106 47
Jan. 4	Mississippi State (NR,9)	(A)	42 70
Jan. 6	Ole Miss	(A)	71 51
Jan. 11	Florida	(A)	66 90
Jan. 18	Alabama	(N3)	65 83
Jan. 22	Georgia Tech	(A)	80 72
Jan. 25	Georgia	(N1)	90 62
Feb. 1	Vanderbilt	(H)	77 69
Feb. 3	Georgia Tech	(H)	99 78
Feb. 8	Georgia	(H)	75 73
Feb. 10	Florida	(H)	76 69
Feb. 15	LSU	(A)	76 58
Feb. 17	Tulane	(A)	63 49
Feb. 22	Tennessee (NR,20)	(H)	72 66
Feb. 24	Kentucky (NR,13)	(N2)	64 63
Mar. 1	Alabama (16,NR)	(N3)	67 65

(N1) Columbus, Ga.
(N2) Birmingham Classic, Birmingham, Ala.
(N3) Montgomery, Ala.

1958 Final Wire Service Poll
Associated Press

- | | |
|------------------|-------------------|
| 1. West Virginia | 7. Kansas |
| 2. Cincinnati | 8. Notre Dame |
| 3. Kansas State | 9. Kentucky |
| 4. San Francisco | 10. Duke |
| 5. Temple | 16. Auburn |
| 6. Maryland | |

1958-59 Won 20, Lost 2 (12-2 SEC)
COACH: Joel Eaves
CAPTAINS: Rex Frederick, Jimmy Lee

		AU	Opp.
Dec. 2	Jacksonville State	(H)	111 54
Dec. 6	Baylor	(H)	71 60
Dec. 17	Florida State (13,NR)	(H)	95 74
Dec. 19	Wyoming (13,NR)	(N1)	70 47
Dec. 20	Alabama (13,NR)	(N1)	79 60
Dec. 27	Florence State (8,NR)	(H)	104 78
Dec. 29	Florida State (8,NR)	(A)	69 62
Jan. 3	Mississippi State (9,8)	(H)	97 66
Jan. 5	Ole Miss (9,NR)	(H)	60 47
Jan. 10	Florida (6,NR)	(A)	63 54
Jan. 17	Alabama (5,NR)	(N2)	57 55
Jan. 21	Georgia Tech (5,NR)	(H)	66 55
Jan. 24	Georgia (5,NR)	(A)	81 61
Jan. 31	Vanderbilt (4,NR)	(A)	64 61
Feb. 3	Georgia Tech (4,NR)	(A)	51 40
Feb. 7	Georgia (4,NR)	(H)	95 69
Feb. 9	Florida (4,NR)	(H)	93 71
Feb. 14	LSU (4,NR)	(H)	115 67
Feb. 16	Tulane (4,NR)	(H)	79 56
Feb. 21	Kentucky (2,3)	(A)	56 75
Feb. 23	Tennessee (2,NR)	(A)	55 56
Feb. 28	Alabama (6,NR)	(N2)	69 50

(N1) Birmingham Classic, Birmingham, Ala.
(N2) Montgomery, Ala.

1959-60 Won 19, Lost 3 (12-2 SEC)
COACH: Joel Eaves
CAPTAIN: Henry Hart
SEC CHAMPIONS

		AU	Opp.
Dec. 1	Florence State	(H)	95 69
Dec. 5	Troy State	(H)	72 46
Dec. 7	Howard	(H)	104 57
Dec. 12	Florida State	(H)	62 58
Dec. 18	Navy	(N1)	61 68
Dec. 19	Alabama	(N1)	59 52
Dec. 28	Florida State	(A)	76 63

Jan. 2	Mississippi State	(A)	64	48
Jan. 4	Ole Miss	(A)	56	64
Jan. 9	Florida	(A)	73	69
Jan. 16	Alabama	(N2)	69	66
Jan. 19	Georgia Tech (NR,6)	(A)	66	59
Jan. 23	Georgia	(A)	59	68
Jan. 30	Vanderbilt	(H)	55	54
Feb. 2	Georgia Tech (NR,6)	(H)	48	45
Feb. 6	Georgia	(H)	72	45
Feb. 8	Florida	(H)	89	51
Feb. 13	LSU (17,NR)	(A)	63	61
Feb. 15	Tulane (ot) (17,NR)	(A)	53	51
Feb. 20	Kentucky (17,NR)	(H)	61	60
Feb. 22	Tennessee (17,NR)	(H)	72	63
Feb. 27	Alabama (ot) (13,NR)	(N2)	63	61

(N1) Birmingham Classic, Birmingham, Ala.
(N2) Montgomery, Ala.

1959 Final Wire Service Polls

- | Associated Press | United Press International |
|-------------------|----------------------------|
| 1. Kansas State | 1. Kansas State |
| 2. Kentucky | 2. Kentucky |
| 3. Miss. State | 3. Michigan State |
| 4. Bradley | 4. Cincinnati |
| 5. Cincinnati | 5. N.C. State |
| 6. N.C. State | 6. North Carolina |
| 7. Michigan State | 7. Miss. State |
| 8. Auburn | 8. Bradley |
| 9. North Carolina | 9. California |
| 10. West Virginia | 10. Auburn |

1960-61 Won 15, Lost 7 (8-6 SEC)
COACH: Joel Eaves
CAPTAINS: Porter Gilbert, Jimmy Fibbe

		AU	Opp.
Dec. 1	Livingston	(H)	90 50
Dec. 3	Huntingdon	(H)	66 44
Dec. 10	Florida State	(H)	74 57
Dec. 16	Virginia Tech (11,NR)	(N1)	76 73
Dec. 17	Alabama (11,NR)	(N1)	74 62
Jan. 2	Florence State (9,NR)	(H)	76 50
Jan. 7	Mississippi State (10,NR)	(H)	48 56
Jan. 9	Ole Miss	(H)	51 40
Jan. 13	Florida	(A)	53 58
Jan. 17	Florida State	(N2)	74 67
Jan. 21	Georgia	(N2)	78 68
Jan. 24	Georgia Tech (ot)	(H)	43 48
Jan. 28	Alabama (ot)	(N3)	66 71
Feb. 4	Vanderbilt	(A)	53 58
Feb. 7	Georgia Tech	(A)	38 36
Feb. 11	Georgia	(H)	73 69
Feb. 13	Florida	(H)	60 78
Feb. 18	LSU	(H)	69 65
Feb. 20	Tulane	(H)	63 44
Feb. 25	Tennessee	(A)	41 38
Feb. 27	Kentucky	(A)	51 77
Mar. 4	Alabama	(N3)	80 69

(N1) Birmingham Classic, Birmingham, Ala.
(N2) Columbus, Ga.
(N3) Montgomery, Ala.

1960 Final Wire Service Polls

- | Associated Press | United Press International |
|--------------------|----------------------------|
| 1. Cincinnati | 1. California |
| 2. California | 2. Cincinnati |
| 3. Ohio State | 3. Ohio State |
| 4. Bradley | 4. Bradley |
| 5. West Virginia | 5. Utah |
| 6. Utah | 6. West Virginia |
| 7. Indiana | 7. Utah State |
| 8. Utah State | 8. Georgia Tech |
| 9. St. Bonaventure | 9. Villanova |
| 10. Miami (Fla.) | 10. Indiana |
| 11. Auburn | 17. Auburn |

1961-62 Won 18, Lost 6 (11-3 SEC)
COACH: Joel Eaves
CAPTAIN: Bill Ross

		AU	Opp.
Dec. 4	Jacksonville State	(H)	73 37
Dec. 6	Southwestern Louisiana	(H)	62 46
Dec. 9	Florida State	(H)	52 56
Dec. 15	LSU	(N1)	67 50
Dec. 16	Virginia Tech	(N1)	77 63
Dec. 22	Texas A&M	(N2)	50 62



Year-by-Year Scores

Dec. 23	Houston	(N2)	49	54
Dec. 30	Florida State	(A)	62	57
Jan. 2	Chattanooga	(H)	67	47
Jan. 6	Mississippi State (NR,9)	(A)	48	51
Jan. 8	Ole Miss	(A)	64	58
Jan. 13	Florida	(A)	40	43
Jan. 20	Alabama	(N3)	60	50
Jan. 23	Georgia Tech	(A)	52	40
Jan. 27	Georgia	(N4)	83	47
Feb. 3	Vanderbilt	(H)	89	68
Feb. 5	Georgia Tech	(H)	48	39
Feb. 10	Georgia	(H)	74	49
Feb. 12	Florida	(H)	64	60
Feb. 17	LSU	(A)	55	50
Feb. 19	Tulane	(A)	81	64
Feb. 24	Tennessee	(H)	60	51
Feb. 26	Kentucky (NR,3)	(H)	60	63
Mar. 4	Alabama	(N3)	62	49

N1) Birmingham Classic, Birmingham, Ala.
 (N2) Houston Classic, Houston, Texas
 (N3) Montgomery, Ala.
 (N4) Columbus, Ga.

1962-63 Won 18, Lost 4 (10-4 SEC)

COACH: Joel Eaves
 CAPTAIN: Layton Johns

			AU	Opp.
Dec. 4	Howard	(H)	69	50
Dec. 8	Florida State	(H)	65	47
Dec. 14	Texas Tech	(H)	86	57
Dec. 17	Chattanooga	(H)	79	37
Dec. 19	Spring Hill	(H)	71	51
Dec. 21	Florida State (2ot)	(A)	77	70
Dec. 28	Xavier	(N1)	64	57
Dec. 29	Houston (ot)	(N1)	71	69
Jan. 5	Mississippi State	(H)	53	62
Jan. 7	Ole Miss	(H)	79	44
Jan. 12	Florida	(A)	81	56
Jan. 19	Alabama (ot)	(N2)	81	78
Jan. 22	Georgia Tech (NR,9)	(A)	64	69
Jan. 26	Georgia	(A)	78	62
Feb. 2	Vanderbilt	(A)	62	59
Feb. 9	Georgia (ot)	(H)	70	67
Feb. 11	Florida	(H)	88	59
Feb. 16	LSU	(H)	82	57
Feb. 18	Tulane	(H)	63	61
Feb. 23	Kentucky (9,NR)	(A)	59	78
Feb. 25	Tennessee	(A)	47	55
Mar. 2	Alabama (ot)	(N2)	74	67

(N1) Sugar Bowl Tournament, New Orleans, La.
 (N2) Montgomery, Ala.

1963-64 Won 11, Lost 12 (6-8 SEC)

COACH: Billy Lynn
 CAPTAINS: Larry Chapman, John Blackwell

			AU	Opp.
Dec. 3	Howard	(H)	102	44
Dec. 7	Florida State	(A)	67	69
Dec. 14	Southern Mississippi	(H)	80	74
Dec. 19	Texas Tech	(A)	71	83
Dec. 20	SMU	(A)	70	84
Dec. 27	Athens College	(H)	83	51
Dec. 30	Duke	(N1)	67	84
Dec. 31	Loyola (New Orleans)	(N1)	62	52
Jan. 4	Mississippi State (ot)	(A)	64	63
Jan. 6	Ole Miss (ot)	(A)	58	59
Jan. 11	Florida	(A)	46	63
Jan. 18	Alabama	(N2)	72	86
Jan. 25	Georgia	(A)	85	77
Jan. 28	Florida State	(H)	63	59
Feb. 1	Vanderbilt (NR,5)	(H)	81	63
Feb. 3	Georgia Tech	(H)	57	62
Feb. 8	Georgia	(H)	67	71
Feb. 10	Florida	(H)	79	58
Feb. 15	LSU	(A)	66	86
Feb. 17	Tulane	(A)	78	72
Feb. 22	Kentucky (NR,3)	(N2)	79	99
Feb. 24	Tennessee	(H)	62	68
Feb. 29	Alabama	(N2)	83	76

(N1) Sugar Bowl Tournament, New Orleans, La.
 (N2) Montgomery, Ala.

1964-65 Won 16, Lost 9 (11-5 SEC)

COACH: Bill Lynn

CAPTAIN: Freddie Guy

			AU	Opp.
Dec. 1	Georgia Tech	(A)	60	52
Dec. 5	Florida State	(H)	92	68
Dec. 15	Houston	(N1)	48	50
Dec. 17	Rice	(N1)	94	71
Dec. 21	Georgia Southern	(H)	80	64
Dec. 27	Clemson	(N2)	65	77
Dec. 29	Furman	(N2)	107	86
Jan. 2	Mississippi State	(A)	71	70
Jan. 4	Ole Miss	(A)	77	53
Jan. 9	Florida	(H)	74	63
Jan. 11	Ole Miss	(H)	67	52
Jan. 16	Alabama	(N3)	93	68
Jan. 18	Kentucky	(A)	67	73
Jan. 23	Georgia	(H)	95	65
Jan. 25	Florida State	(A)	55	58
Jan. 30	Vanderbilt	(A)	77	105
Feb. 6	Georgia	(A)	60	62
Feb. 7	Florida	(A)	83	79
Feb. 13	LSU	(H)	101	60
Feb. 15	Tulane	(H)	87	73
Feb. 20	Kentucky	(H)	88	69
Feb. 22	Tennessee (NR,8)	(A)	38	69
Feb. 26	Georgia Tech	(H)	54	59
Mar. 1	Vanderbilt (NR,9)	(H)	64	79
Mar. 6	Alabama	(N3)	80	60

(N1) Bluebonnet Bowl Tournament, Houston, Texas
 (N2) Poinsettia Classic, Greenville, S.C.
 (N3) Montgomery, Ala.

1965-66 Won 16, Lost 10 (8-8 SEC)

COACH: Bill Lynn
 CAPTAIN: Lee DeFore

			AU	Opp.
Dec. 2	Rice	(H)	91	74
Dec. 7	Jacksonville State	(H)	78	50
Dec. 11	Jacksonville Univ.	(H)	77	69
Dec. 18	Georgia Tech	(A)	79	74
Dec. 20	Columbia (ot)	(N1)	76	75
Dec. 21	Florida State	(N1)	59	58
Dec. 27	Florida State	(N2)	80	64
Dec. 29	Dayton	(N3)	71	85
Dec. 30	Houston	(N3)	76	89
Jan. 3	Mississippi State	(H)	72	83
Jan. 8	LSU	(A)	74	66
Jan. 11	Tulane	(A)	92	58
Jan. 17	Tennessee	(H)	51	47
Jan. 22	Alabama	(N4)	90	71
Jan. 24	Florida	(H)	64	68
Jan. 29	Kentucky (NR,2)	(A)	78	115
Jan. 31	Vanderbilt (NR,4)	(A)	63	68
Feb. 5	Ole Miss	(A)	70	55
Feb. 9	Florida	(A)	86	66
Feb. 12	Kentucky (NR,1)	(H)	64	77
Feb. 14	Vanderbilt (NR,5)	(H)	76	91
Feb. 16	Georgia	(A)	74	83
Feb. 19	Georgia Tech	(H)	90	73
Feb. 23	Georgia	(H)	74	63
Feb. 26	Ole Miss	(H)	86	74
Mar. 5	Alabama	(N4)	83	88

(N1) Tampa Invitational, Tampa, Fla.
 (N2) Pensacola, Fla.
 (N3) Sugar Bowl Tournament, New Orleans, La.
 (N4) Montgomery, Ala.

1966-67 Won 17, Lost 8 (12-6 SEC)

COACH: Bill Lynn
 CAPTAIN: Bobby Buisson

			AU	Opp.
Dec. 1	Citadel	(A)	105	83
Dec. 6	Louisiana Tech	(H)	88	77
Dec. 10	Southwestern Louisiana	(H)	78	68
Dec. 16	Tennessee	(A1)	49	73
Dec. 17	Miami (Fla.)	(N1)	73	87
Dec. 21	Georgia Tech (ot)	(A)	76	78
Dec. 27	Florida State	(N2)	67	59
Dec. 28	TCU	(N2)	80	79
Dec. 31	Vanderbilt (NR,9)	(H)	64	51
Jan. 3	LSU	(H)	70	59
Jan. 7	Ole Miss	(A)	67	56
Jan. 9	Miss. State (ot) (NR,10)	(A)	54	59

Jan. 16	Vanderbilt	(A)	65	71
Jan. 21	Kentucky	(A)	58	60
Jan. 28	Georgia	(H)	73	64
Jan. 30	Florida	(H)	87	61
Feb. 1	Georgia	(A)	62	49
Feb. 8	LSU	(A)	80	63
Feb. 11	Alabama	(N3)	66	63
Feb. 13	Mississippi State	(H)	68	57
Feb. 18	Florida	(A)	59	79
Feb. 20	Ole Miss	(H)	86	67
Feb. 25	Tennessee (NR,9)	(H)	45	54
Feb. 27	Kentucky	(H)	60	49
Mar. 3	Alabama (ot)	(N3)	99	96

(A1,N1) Volunteer Invitational, Knoxville, Tenn.
 (N2) Mobile Invitational, Mobile, Ala.
 (N3) Montgomery, Ala.

1967-68 Won 13, Lost 13 (8-10 SEC)

COACH: Bill Lynn
 CAPTAIN: Alex Howell

			AU	Opp.
Dec. 1	Citadel	(H)	70	73
Dec. 4	Vanderbilt (NR,9)	(A)	65	78
Dec. 9	Wake Forest	(A)	66	63
Dec. 16	Georgia Tech	(A)	63	52
Dec. 18	St. Bonaventure	(N1)	73	77
Dec. 19	Rutgers	(N1)	70	62
Dec. 27	Arkansas	(N2)	65	58
Dec. 28	Oklahoma City	(A2)	68	78
Dec. 29	Virginia Tech	(N2)	76	61
Jan. 3	LSU	(A)	72	76
Jan. 6	Ole Miss	(H)	90	71
Jan. 8	Mississippi State	(H)	62	66
Jan. 15	Vanderbilt (NR,8)	(H)	65	74
Jan. 20	Kentucky (NR,9)	(H)	74	73
Jan. 27	Georgia	(A)	74	76
Jan. 29	Florida	(A)	60	65
Jan. 31	Georgia	(H)	62	56
Feb. 7	LSU	(H)	74	69
Feb. 10	Alabama	(A)	63	64
Feb. 12	Mississippi State	(A)	74	72
Feb. 17	Florida	(H)	73	65
Feb. 19	Ole Miss	(A)	56	57
Feb. 24	Tennessee	(A)	53	52
Feb. 26	Kentucky (NR,5)	(A)	57	89
Mar. 2	Alabama	(H)	73	69
Mar. 3	Tennessee (ot)	(H)	54	63

(N1) Tampa Invitational, Tampa, Fla.
 (A2,N2) All-College Tournament, Oklahoma City, Okla.

1968-69 Won 15, Lost 10 (10-8 SEC)

COACH: Bill Lynn
 CAPTAIN: Tom Perry

			AU	Opp.
Nov. 30	South Carolina	(A)	49	51
Dec. 14	Ole Miss	(A)	75	64
Dec. 16	Mississippi State	(A)	59	65
Dec. 18	Southwestern Louisiana	(A)	76	80
Dec. 19	Louisiana Tech	(A)	97	84
Dec. 21	Clemson	(N1)	92	72
Dec. 27	Southern Mississippi	(N2)	73	70
Dec. 28	Xavier	(N2)	75	73
Jan. 4	Florida	(A)	59	68
Jan. 6	Georgia	(A)	69	74
Jan. 11	LSU	(H)	90	71
Jan. 15	Alabama	(H)	78	63
Jan. 20	Georgia	(H)	84	85
Jan. 25	Vanderbilt	(A)	92	79
Feb. 1	Tennessee	(A)	59	64
Feb. 3	Kentucky (NR,5)	(A)	93	105
Feb. 8	Florida (ot)	(H)	81	80
Feb. 12	Mississippi State	(H)	87	68
Feb. 15	LSU	(A)	81	93
Feb. 17	Alabama	(A)	60	53
Feb. 22	Vanderbilt	(H)	85	75
Feb. 24	Georgia Tech	(H)	87	85
Mar. 1	Tennessee	(H)	71	60
Mar. 3	Kentucky (NR,17)	(H)	86	90
Mar. 8	Ole Miss	(H)	80	70

(N1) Birmingham, Ala.; (N2) Mobile Classic, Mobile, Ala.

1969-70 Won 15, Lost 11 (11-7 SEC)

COACH: Bill Lynn



Year-by-Year Scores

CAPTAINS: Carl Shetler, Bill Alexander

		AU	Opp.
Dec. 1	South Carolina (NR,1)	(H) 64	86
Dec. 4	Clemson	(A) 61	60
Dec. 6	Wake Forest	(H) 81	95
Dec. 13	Ole Miss	(H) 91	77
Dec. 15	Mississippi State	(H) 94	66
Dec. 17	North Carolina State	(A) 69	76
Dec. 19	St. Louis	(N1) 70	66
Dec. 20	Dartmouth	(N1) 85	76
Dec. 27	Buffalo	(N2) 84	61
Jan. 3	Florida	(H) 91	75
Jan. 5	Georgia	(H) 64	68
Jan. 10	LSU	(A) 79	70
Jan. 12	Alabama	(A) 86	77
Jan. 17	Georgia Tech	(A) 74	86
Jan. 19	Georgia	(A) 67	71
Jan. 24	Vanderbilt	(A) 84	75
Jan. 31	Tennessee	(H) 61	55
Feb. 2	Kentucky (NR,2)	(H) 83	84
Feb. 7	Florida	(A) 68	70
Feb. 11	Miss. State (ot)	(A) 71	69
Feb. 14	Alabama	(H) 121	78
Feb. 16	LSU	(H) 64	70
Feb. 21	Vanderbilt	(H) 74	92
Feb. 28	Tennessee	(A) 77	64
Mar. 2	Kentucky (NR,1)	(A) 81	102
Mar. 7	Ole Miss	(A) 67	66

(N1) Vanderbilt Classic, Nashville, Tenn.
(N2) Birmingham, Ala.

1970-71 Won 11, Lost 15 (8-10 SEC)

COACH: Bill Lynn
CAPTAIN: Jimmy Walker

		AU	Opp.
Dec. 1	Louisiana Tech	(H) 93	87
Dec. 3	South Carolina (NR,2)	(A) 69	86
Dec. 5	No. Carolina St. (NR,19)	(H) 91	85
Dec. 12	Ole Miss	(A) 96	108
Dec. 14	Mississippi State	(A) 73	70
Dec. 19	Georgia Tech	(N1) 76	87
Dec. 21	Houston	(A) 76	79
Dec. 29	Xavier	(N2) 86	73
Dec. 30	Old Dominion	(A2) 76	89
Jan. 2	Florida	(A) 60	66
Jan. 4	Georgia	(A) 79	58
Jan. 9	LSU	(H) 92	106
Jan. 11	Alabama	(H) 83	72
Jan. 14	Georgia Tech	(A) 81	90
Jan. 18	Georgia	(H) 76	77
Jan. 23	Vanderbilt	(A) 86	107
Jan. 30	Tennessee (NR,8)	(A) 68	90
Feb. 1	Kentucky (NR,11)	(A) 76	114
Feb. 6	Florida	(H) 85	70
Feb. 10	Mississippi State	(H) 92	68
Feb. 13	Alabama	(A) 92	76
Feb. 15	LSU	(A) 94	114
Feb. 20	Vanderbilt	(H) 96	94
Feb. 27	Tennessee (NR,17)	(H) 71	76
Mar. 1	Kentucky (NR,10)	(H) 83	102
Mar. 6	Ole Miss	(H) 86	85

(N1) Birmingham, AL; (A2,N2) Old Dominion Tour., Norfolk, VA

1971-72 Won 10, Lost 16 (6-12 SEC)

COACH: Bill Lynn
CAPTAIN: Henry Harris

		AU	Opp.
Dec. 1	South Carolina (NR,12)	(H) 63	84
Dec. 4	Athens College	(H) 95	71
Dec. 11	Georgia Tech	(A) 76	62
Dec. 13	Mississippi State	(H) 85	75
Dec. 16	Louisiana Tech	(A) 82	107
Dec. 18	Xavier	(N1) 60	71
Dec. 29	Furman	(A2) 103	78
Dec. 30	Clemson	(N2) 67	77
Jan. 3	Ole Miss	(H) 65	69
Jan. 8	Florida	(H) 79	74
Jan. 10	Georgia	(H) 99	93
Jan. 15	LSU	(A) 77	73
Jan. 22	Alabama	(A) 66	89
Jan. 24	Georgia	(A) 72	79
Jan. 29	Vanderbilt	(A) 77	85

Feb. 5	Tennessee	(H) 67	76
Feb. 7	Kentucky	(H) 72	78
Feb. 12	Florida	(A) 103	100
Feb. 14	LSU	(H) 85	77
Feb. 15	Georgia Tech	(H) 91	77
Feb. 19	Alabama	(H) 78	79
Feb. 21	Mississippi State	(A) 60	62
Feb. 26	Vanderbilt	(H) 87	93
Mar. 4	Tennessee	(A) 70	80
Mar. 6	Kentucky	(A) 67	102
Mar. 9	Ole Miss	(A) 83	89

(N1) Birmingham, Ala.
(N2) Poinsettia Tournament, Greenville, S.C.

1972-73 Won 6, Lost 20 (4-14 SEC)

COACH: Bill Lynn
CAPTAIN: Gary England

		AU	Opp.
Nov. 25	Georgia Tech	(A) 83	90
Dec. 1	South Alabama	(H) 64	68
Dec. 7	Eastern Illinois	(H) 82	75
Dec. 15	Southern Cal	(A1) 66	73
Dec. 16	Western Kentucky	(N1) 72	87
Dec. 18	Dayton	(A) 63	106
Dec. 19	Xavier	(A) 60	67
Jan. 2	Ole Miss	(A) 66	58
Jan. 6	Florida	(A) 55	65
Jan. 8	Georgia (ot)	(A) 72	84
Jan. 13	LSU	(H) 60	79
Jan. 15	Mississippi State	(H) 82	77
Jan. 20	Alabama (NR,11)	(H) 64	76
Jan. 22	Georgia	(H) 64	68
Jan. 27	Vanderbilt	(H) 81	77
Feb. 3	Tennessee	(A) 74	82
Feb. 5	Kentucky	(A) 57	88
Feb. 10	Florida (ot)	(H) 74	76
Feb. 12	LSU	(A) 74	76
Feb. 17	Alabama (NR,17)	(A) 75	87
Feb. 19	Mississippi State	(A) 87	94
Feb. 24	Vanderbilt	(A) 70	98
Feb. 26	Georgia Tech	(H) 79	69
Mar. 3	Kentucky	(H) 79	91
Mar. 5	Tennessee	(H) 72	80
Mar. 8	Ole Miss	(H) 77	73

(A1,N1) Trojan Classic, Los Angeles, Calif.

1973-74 Won 10, Lost 16 (5-13 SEC)

COACH: Bob Davis
CAPTAIN: Mike Christian

		AU	Opp.
Nov. 30	Clemson	(A1) 72	87
Dec. 1	Jacksonville (NR,17)	(N1) 78	90
Dec. 4	Western Carolina	(H) 95	85
Dec. 8	Virginia Tech	(H) 76	74
Dec. 13	Georgia Tech	(A) 88	86
Dec. 21	UTEP	(A2) 56	68
Dec. 22	Lamar	(N2) 88	78
Jan. 5	Tennessee	(H) 77	89
Jan. 7	Ole Miss	(A) 65	93
Jan. 12	Kentucky	(A) 58	79
Jan. 14	Florida	(H) 81	92
Jan. 19	Vanderbilt (NR,8)	(A) 51	96
Jan. 21	Mississippi State	(A) 87	81
Jan. 26	LSU	(H) 76	87
Jan. 28	Georgia	(A) 82	85
Feb. 2	Alabama (NR,8)	(H) 64	73
Feb. 4	Tennessee	(A) 80	88
Feb. 9	Ole Miss	(H) 85	75
Feb. 11	Kentucky (ot)	(H) 99	97
Feb. 16	Florida	(A) 77	85
Feb. 18	Vanderbilt (NR,5)	(H) 79	89
Feb. 23	Mississippi State	(H) 60	67
Feb. 25	LSU	(A) 96	89
Feb. 27	Georgia Tech	(H) 92	70
Mar. 2	Georgia	(H) 97	84
Mar. 4	Alabama (NR,7)	(A) 84	97

(A1,N1) IPTAY Tournament, Clemson, S.C.
(A2,N2) Sun Bowl Tournament, El Paso, Texas

1974-75 Won 18, Lost 8 (12-6 SEC)

COACH: Bob Davis
CAPTAINS: Eddie Johnson, Gary Redding

		AU	Opp.
--	--	----	------

Dec. 2	South Florida	(H) 77	52
Dec. 7	Butler	(A) 74	71
Dec. 9	Western Carolina	(H) 85	77
Dec. 14	Virginia Tech	(A) 82	83
Dec. 27	Clemson	(N1) 59	63
Dec. 28	Navy	(N1) 73	69
Jan. 4	Tennessee	(A) 81	96
Jan. 6	Ole Miss	(H) 104	86
Jan. 11	Kentucky (NR,7)	(H) 90	85
Jan. 13	Florida	(A) 84	68
Jan. 15	Georgia Tech	(A) 87	75
Jan. 18	Vanderbilt	(H) 93	89
Jan. 20	Mississippi State	(H) 98	89
Jan. 25	LSU (20,NR)	(A) 87	78
Jan. 27	Georgia (14,NR)	(H) 65	64
Feb. 1	Alabama (14,9)	(A) 53	77
Feb. 3	Tennessee (NR,18)	(H) 62	59
Feb. 8	Ole Miss	(A) 70	72
Feb. 10	Kentucky (NR,5)	(A) 76	119
Feb. 15	Florida	(H) 76	75
Feb. 17	Vanderbilt	(A) 78	85
Feb. 22	Mississippi State	(A) 78	74
Feb. 24	LSU	(H) 110	94
Mar. 1	Georgia (ot)	(A) 90	93
Mar. 3	VCU	(H) 117	72
Mar. 8	Alabama (NR,7)	(H) 76	70

(N1) Pillsbury's Best Tournament, Minneapolis, Minn.

1975-76 Won 16, Lost 10 (11-7 SEC)

COACH: Bob Davis
CAPTAINS: Eddie Johnson, Gary Redding

		AU	Opp.
Dec. 1	Butler	(H) 80	69
Dec. 3	Western Carolina (17,NR)	(A) 88	76
Dec. 13	South Florida (17,NR)	(A) 79	78
Dec. 19	SMU (17,NR) (ot)	(N1) 85	87
Dec. 20	Tulsa (17,NR)	(N1) 92	74
Dec. 26	Duke	(A) 74	85
Dec. 27	N.C. State (NR,9)	(A) 74	79
Jan. 3	LSU	(A) 102	86
Jan. 5	Ole Miss	(A) 72	66
Jan. 10	Alabama (NR,10)	(H) 62	63
Jan. 12	Mississippi State	(H) 75	70
Jan. 17	Georgia	(A) 94	70
Jan. 19	Tennessee (NR,9)	(A) 78	83
Jan. 24	Vanderbilt	(H) 59	71
Jan. 26	Kentucky (ot)	(H) 91	84
Jan. 31	Florida	(A) 92	86
Feb. 7	Alabama (NR,17)	(A) 75	86
Feb. 9	Mississippi State	(A) 74	75
Feb. 11	Georgia Tech	(H) 72	51
Feb. 14	Georgia	(H) 88	79
Feb. 16	Tennessee (NR,8) (ot)	(H) 73	72
Feb. 21	Vanderbilt	(A) 72	80
Feb. 23	Kentucky	(A) 82	93
Feb. 28	Florida	(H) 89	80
Mar. 6	LSU	(H) 90	80
Mar. 8	Ole Miss	(H) 103	88

(N1) Sun Carnival Classic, El Paso, Texas

1976-77 Won 13, Lost 13 (6-12 SEC)

COACH: Bob Davis
CAPTAINS: Eddie Johnson, Pepto Bolden

		AU	Opp.
Nov. 26	Jacksonville	(N1) 92	67
Nov. 29	Appalachian State	(H) 84	61
Dec. 1	Richmond	(H) 86	63
Dec. 4	Fairleigh Dickinson	(H) 86	59
Dec. 16	VCU	(A) 109	59
Dec. 28	Creighton (20,NR)	(N2) 76	81
Dec. 29	Rutgers (20,NR)	(N2) 78	75
Jan. 3	Alabama (20,4)	(H) 71	74
Jan. 5	Mississippi State	(H) 79	81
Jan. 8	Tennessee	(A) 79	87
Jan. 10	Georgia	(A) 95	71
Jan. 15	Kentucky (NR,2)	(H) 68	75
Jan. 17	Vanderbilt	(H) 74	69
Jan. 22	Florida	(H) 73	77
Jan. 29	LSU	(A) 73	77
Jan. 31	Ole Miss	(A) 72	65
Feb. 5	Tennessee (NR,11)	(H) 83	93
Feb. 7	Georgia	(H) 83	74
Feb. 12	Kentucky (NR,3)	(A) 82	89



Year-by-Year Scores

Feb. 14	Vanderbilt (ot)	(A)	76	71
Feb. 19	Florida	(A)	68	79
Feb. 21	Jacksonville	(A)	80	66
Feb. 26	LSU	(H)	76	86
Feb. 28	Ole Miss	(H)	97	84
Mar. 5	Alabama (NR,12)	(A)	77	81
Mar. 7	Mississippi State	(A)	75	89

(N1) Birmingham, Ala.
(N2) Louisville Holiday Classic, Louisville, Ky.

1977-78 Won 13, Lost 14 (8-10 SEC)

COACH: Bob Davis

CAPTAINS: Mike Mitchell, Stan Pietkiewicz, Myles Patrick

		AU	Opp.
Dec. 1	Houston	(H)	87 88
Dec. 3	South Florida	(H)	71 54
Dec. 9	Southern Illinois	(N1)	66 65
Dec. 10	Oklahoma State	(N1)	112 94
Dec. 17	Iona College	(A)	82 105
Dec. 29	Southern Cal	(N2)	74 85
Dec. 30	Temple	(N2)	73 74
Jan. 2	Georgia	(A)	76 69
Jan. 4	Tennessee	(A)	76 80
Jan. 7	Vanderbilt	(H)	74 61
Jan. 9	Kentucky (NR,1)	(H)	77 101
Jan. 14	Florida	(A)	81 72
Jan. 21	Ole Miss	(A)	75 84
Jan. 23	LSU	(A)	79 90
Jan. 28	Alabama	(H)	74 81
Jan. 30	Mississippi State	(H)	85 74
Feb. 1	Georgia Tech	(A)	77 72
Feb. 4	Vanderbilt	(A)	78 91
Feb. 6	Kentucky (NR,1)	(A)	81 104
Feb. 11	Florida	(H)	92 84
Feb. 13	Oral Roberts	(H)	82 78
Feb. 18	Ole Miss	(H)	92 67
Feb. 20	LSU (ot)	(H)	95 101
Feb. 25	Alabama	(A)	86 89
Feb. 27	Mississippi State (ot)	(A)	82 83
Mar. 4	Georgia	(H)	81 80
Mar. 6	Tennessee	(H)	107 94

(N1) Marshall Tournament, Huntington, W. Va.
(N2) Sugar Bowl Tournament, New Orleans, La.

1978-79 Won 13, Lost 16 (5-13 SEC)

COACH: Sonny Smith

CAPTAINS: Bubba Price, Rich Valavicius

		AU	Opp.
Dec. 1	Southwestern Louisiana	(N1)	83 82
Dec. 4	Florida State	(H)	70 71
Dec. 9	Iona	(H)	74 66
Dec. 12	Richmond	(A)	84 72
Dec. 15	Oklahoma	(N1)	78 70
Dec. 16	Navy	(N1)	63 57
Dec. 21	Georgia Tech	(N2)	60 57
Jan. 3	Vanderbilt	(H)	55 57
Jan. 6	Florida	(H)	91 86
Jan. 8	Oral Roberts	(A)	62 63
Jan. 11	Georgia	(A)	84 77
Jan. 13	Ole Miss	(A)	62 77
Jan. 15	LSU (NR,13)	(A)	82 94
Jan. 20	Alabama (NR,18)	(H)	76 83
Jan. 22	Mississippi State	(H)	72 74
Jan. 25	Kentucky (ot)	(H)	83 86
Jan. 27	Vanderbilt (NR,19)	(A)	59 66
Jan. 29	Kentucky	(A)	59 66
Feb. 3	Florida (ot)	(A)	93 92
Feb. 7	Tennessee	(A)	62 73
Feb. 10	Ole Miss (2ot)	(H)	56 54
Feb. 12	LSU (NR,8)	(H)	68 78
Feb. 17	Alabama (NR,20)	(A)	73 80
Feb. 19	Mississippi State	(A)	66 73
Feb. 22	Georgia	(H)	73 68
Feb. 24	Tennessee	(H)	55 60
Feb. 28	Vanderbilt	(N3)	59 53
Mar. 1	Georgia (4ot)	(N3)	95 91
Mar. 2	Tennessee (NR,20)	(N3)	64 75

(N1) Big Sun Tournament, St. Petersburg, Fla.
(N2) Birmingham, Ala.
(N3) SEC Tournament, Birmingham, Ala.

1979-80 Won 10, Lost 18 (5-13 SEC)

COACH: Sonny Smith
CAPTAIN: Rich Valavicius

		AU	Opp.
Dec. 3	Texas Wesleyan	(H)	90 51
Dec. 5	Ole Miss	(H)	76 73
Dec. 7	Arkansas State (ot)	(N1)	62 69
Dec. 8	George Washington	(N1)	60 71
Dec. 12	Tennessee	(A)	58 61
Dec. 15	South Florida	(A)	74 56
Dec. 18	Austin Peay	(N2)	65 61
Dec. 21	Long Beach State	(N3)	74 69
Dec. 22	Southwestern Louisiana	(N3)	75 92
Jan. 2	Kentucky (NR,2)	(A)	65 67
Jan. 5	Florida	(H)	82 62
Jan. 9	Vanderbilt	(A)	57 66
Jan. 12	Mississippi State	(H)	77 67
Jan. 16	LSU (NR,14)	(A)	82 93
Jan. 19	Georgia	(H)	58 53
Jan. 23	Alabama (ot)	(H)	46 50
Jan. 26	Ole Miss	(A)	54 71
Jan. 30	Kentucky (NR,3)	(H)	62 64
Feb. 2	Florida	(A)	60 70
Feb. 4	Florida State	(A)	69 73
Feb. 6	Vanderbilt	(H)	73 77
Feb. 9	Mississippi State	(A)	72 76
Feb. 13	LSU (NR,5)	(H)	44 50
Feb. 16	Georgia (ot)	(A)	69 65
Feb. 20	Alabama	(A)	47 59
Feb. 23	Tennessee	(H)	63 72
Feb. 27	Georgia	(N)	79 71
Feb. 28	Kentucky (NR,2)	(N)	61 69

(N1) Show-Me Classic, Columbia, Mo.
(N2) Birmingham, Ala.
(N3) Bayou Classic, Lafayette, La.
(N4) SEC Tournament, Birmingham, Ala.

1980-81 Won 11, Lost 16 (4-14 SEC)

COACH: Sonny Smith

CO-CAPTAINS: Darrell Lockhart, Earl Banks

		AU	Opp.
Dec. 1	Towson State	(H)	87 63
Dec. 3	Tennessee	(H)	75 65
Dec. 6	Armstrong State	(H)	79 70
Dec. 8	Tennessee Tech	(H)	77 62
Dec. 13	Eckerd College	(H)	106 66
Dec. 17	Florida State	(N)	78 74
Dec. 20	Austin Peay	(A)	52 51
Dec. 29	Air Force (ot)	(N1)	46 48
Dec. 30	Columbia	(N1)	63 55
Jan. 3	Ole Miss	(A)	45 46
Jan. 7	Kentucky (NR,4)	(H)	66 79
Jan. 10	Florida	(A)	59 63
Jan. 14	Vanderbilt	(H)	81 97
Jan. 17	Mississippi State	(A)	61 69
Jan. 21	LSU (NR,5)	(H)	64 74
Jan. 24	Georgia	(A)	63 67
Jan. 28	Alabama	(A)	73 83
Jan. 31	Ole Miss	(H)	58 61
Feb. 4	Kentucky (NR,6)	(A)	74 102
Feb. 7	Florida	(H)	50 55
Feb. 11	Vanderbilt	(A)	69 55
Feb. 14	Mississippi State	(H)	66 55
Feb. 18	LSU (NR,4)	(A)	47 58
Feb. 21	Georgia	(H)	65 76
Feb. 25	Alabama	(H)	56 54
Feb. 28	Tennessee (NR,10)	(A)	63 75
Mar. 4	Florida (ot)	(N2)	48 50

(N1) Blade Glass Classic, Toledo, Ohio
(N2) SEC Tournament, Birmingham, Ala.

1981-82 Won 14, Lost 14 (7-11 SEC)

COACH: Sonny Smith

CO-CAPTAINS: Darrell Lockhart, Alvin Mumphord

		AU	Opp.
Nov. 30	Mississippi College	(H)	88 54
Dec. 2	Stetson	(H)	60 59
Dec. 5	Austin Peay	(H)	67 56
Dec. 7	Tennessee Tech	(A)	88 61
Dec. 12	Tennessee	(A)	79 86
Dec. 19	Florida State	(A)	77 76
Dec. 21	Cal State-Chico	(H)	104 61
Dec. 29	William & Mary	(N1)	48 58

Dec. 30	Duke	(N1)	71 72
Jan. 2	Ole Miss	(H)	75 71
Jan. 6	Kentucky (NR,3)	(A)	71 83
Jan. 9	Florida	(H)	80 60
Jan. 13	Vanderbilt	(A)	68 78
Jan. 16	Mississippi State	(H)	62 49
Jan. 20	LSU	(A)	68 69
Jan. 23	Georgia	(H)	82 74
Jan. 27	Alabama (NR,13)	(H)	65 67
Jan. 30	Ole Miss	(A)	57 64
Feb. 3	Kentucky (NR,9) (ot)	(H)	83 81
Feb. 6	Florida	(A)	66 69
Feb. 10	Vanderbilt	(H)	60 71
Feb. 13	Mississippi State	(A)	45 59
Feb. 17	LSU	(H)	82 72
Feb. 20	Georgia	(A)	56 57
Feb. 24	Alabama (NR,17)	(A)	72 74
Feb. 27	Tennessee (NR,19)	(H)	56 54
Mar. 3	Mississippi State OT	(N2)	38 36
Mar. 4	Kentucky (NR,15)	(N2)	66 89

(N1) Iron Duke Classic, Durham, N.C.
(N2) SEC Tournament, Lexington, Ky.

1982-83 Won 15, Lost 13 (8-10 SEC)

COACH: Sonny Smith

CO-CAPTAINS: Darrell Lockhart, Alvin Mumphord

		AU	Opp.
Nov. 26	UAB	(A)	63 61
Nov. 29	Mercer	(H)	85 76
Dec. 1	Florida State	(H)	78 68
Dec. 4	Tennessee Tech	(H)	74 65
Dec. 6	Stetson	(A)	58 59
Dec. 8	Houston (NR,9)	(A)	65 77
Dec. 18	Florida International	(H)	115 77
Dec. 28	Cal State Fullerton	(N1)	69 60
Dec. 29	Utah	(A1)	71 62
Jan. 3	Mississippi State	(H)	77 66
Jan. 5	Alabama (NR,5)	(H)	91 80
Jan. 8	Florida	(A)	75 92
Jan. 15	Kentucky (NR,6)	(A)	75 67
Jan. 17	Vanderbilt	(A)	62 64
Jan. 22	Georgia (20,NR)	(H)	66 64
Jan. 24	Tennessee	(H)	77 80
Jan. 29	LSU	(A)	64 62
Jan. 31	Ole Miss	(A)	48 61
Feb. 5	Florida	(H)	62 54
Feb. 12	Kentucky (NR,13)	(H)	69 71
Feb. 14	Vanderbilt	(H)	72 71
Feb. 19	Georgia	(A)	60 67
Feb. 22	Tennessee	(A)	74 82
Feb. 26	LSU	(H)	61 87
Mar. 1	Ole Miss	(H)	82 59
Mar. 3	Mississippi State	(A)	53 69
Mar. 6	Alabama	(A)	78 86
Mar. 10	Alabama	(N2)	61 62

(A1,N1) Utah Hilton Classic, Salt Lake City, Utah
(N2) SEC Tournament, Birmingham, Ala.

1983-84 Won 20, Lost 11 (12-6 SEC)

COACH: Sonny Smith

		AU	Opp.
Nov. 28	Columbus College	(H)	58 54
Dec. 2	UAB (ot)	(A)	62 69
Dec. 5	Florida State	(A)	76 69
Dec. 8	Youngstown State	(N1)	78 52
Dec. 9	South Alabama	(A1)	73 95
Dec. 14	Mercer	(A)	65 63
Dec. 19	Eastern Kentucky	(H)	100 60
Dec. 22	Mississippi State	(A)	73 55
Dec. 27	Wake Forest (NR,10)	(N2)	67 76
Dec. 28	Villanova	(N2)	95 83
Jan. 5	Alabama	(A)	91 86
Jan. 7	Florida	(H)	82 66
Jan. 13	Kentucky (NR,2)	(H)	82 63
Jan. 17	Vanderbilt	(H)	71 73
Jan. 22	Georgia	(A)	86 90
Jan. 24	Tennessee	(A)	79 72
Jan. 27	LSU (NR,10)	(H)	80 78
Jan. 31	Ole Miss (19,NR)	(H)	60 50
Feb. 5	Florida (19,NR)	(A)	67 65
Feb. 11	Kentucky (16,6)	(A)	64 84
Feb. 13	Vanderbilt	(A)	73 67



Year-by-Year Scores

Feb. 18	Georgia	(H)	81	63
Feb. 20	Tennessee	(H)	54	57
Feb. 25	LSU	(A)	80	81
Feb. 27	Ole Miss	(A)	71	72
Mar. 1	Mississippi State	(H)	68	53
Mar. 3	Alabama	(H)	83	70
Mar. 8	Vanderbilt	(N3)	59	58
Mar. 9	Tennessee	(N3)	60	58
Mar. 10	Kentucky (NR,3)	(N3)	49	51
Mar. 15	Richmond	(N4)	71	72

(A1,N1) Colonial Classic, Mobile, Ala.
 (N2) Gator Bowl Tournament, Jacksonville, Fla.
 (N3) SEC Tournament, Nashville, Tenn.
 (N4) NCAA Tournament First Round, Charlotte, N.C.

1984 Final Wire Service Poll

United Press International

1. North Carolina	7. Arkansas
2. Georgetown	8. Oklahoma
3. Kentucky	9. UTEP
4. DePaul	10. Maryland
5. Houston	19. Auburn

1984-85 Won 22, Lost 12 (8-10 SEC)

COACH: Sonny Smith

			AU	Opp.
Nov. 24	Stetson	(H)	92	50
Nov. 26	Columbus College	(H)	91	56
Nov. 30	UAB (NR,13)	(A)	61	59
Dec. 3	Armstrong State	(H)	80	47
Dec. 8	Mercer	(H)	70	69
Dec. 12	Radford	(H)	79	57
Dec. 21	VCU	(N1)	59	78
Dec. 22	Delaware	(N1)	95	63
Dec. 29	West Virginia	(A)	59	58
Jan. 2	Kentucky	(A)	61	68
Jan. 5	Florida	(H)	80	74
Jan. 9	Tennessee	(A)	74	86
Jan. 12	Mississippi State	(H)	62	53
Jan. 16	Alabama	(H)	55	60
Jan. 19	Georgia	(A)	80	97
Jan. 24	Ole Miss	(H)	93	73
Jan. 26	LSU	(A)	62	80
Jan. 30	Vanderbilt	(A)	86	80
Feb. 2	Kentucky (ot)	(H)	47	49
Feb. 6	Florida (ot)	(A)	81	78
Feb. 9	Tennessee	(H)	75	60
Feb. 13	Mississippi State	(A)	65	82
Feb. 16	Alabama (2ot)	(A)	72	74
Feb. 21	Georgia	(H)	84	86
Feb. 23	Ole Miss	(A)	69	57
Feb. 27	LSU	(H)	73	78
Mar. 2	Vanderbilt	(H)	84	58
Mar. 6	Ole Miss	(N2)	68	60
Mar. 7	LSU	(N2)	58	55
Mar. 8	Florida	(N2)	43	42
Mar. 9	Alabama (ot)	(N2)	53	49
Mar. 14	Purdue	(N3)	59	58
Mar. 16	Kansas (NR,13)	(N3)	66	64
Mar. 22	North Carolina (NR,7)	(N4)	56	62

(N1) Krystal Classic, Chattanooga, Tenn.
 (N2) SEC Tournament, Birmingham, Ala.
 (N3) NCAA Tourney 1st/2nd Rounds, South Bend, Ind.
 (N4) NCAA Tournament Sweet 16, Birmingham, Ala.

1985 Final Rankings

USA Today

The Sporting News

1. Villanova	1. North Carolina
2. Georgetown	2. Georgetown
3. St. John's	3. Kentucky
4. Georgia Tech	4. Houston
5. Memphis State	5. Maryland
6. Oklahoma	6. DePaul
7. North Carolina	7. Illinois
8. Louisiana Tech	8. Fresno State
9. Michigan	9. UTEP
10. N.C. State	10. Tulsa
14. Auburn	16. Auburn

(Sporting News poll released prior to NCAA Tournament)

1985-86 Won 22, Lost 11 (13-5 SEC)

COACH: Sonny Smith

AU Opp.

Nov. 22	West Virginia (10,NR)	(N1)	58	75
Nov. 26	Birmingham Southern	(H)	61	51
Dec. 3	West Virginia	(H)	84	59
Dec. 6	Kentucky Wesleyan	(N2)	80	71
Dec. 7	Western Kentucky	(A2)	58	71
Dec. 10	UAB (NR,16)	(A)	56	62
Dec. 14	Stetson	(N3)	77	54
Dec. 17	Southwestern Louisiana (ot)	(A)	64	66
Dec. 22	Central Florida	(N4)	78	49
Dec. 23	Boston College	(N4)	89	85
Jan. 4	Florida	(A)	59	62
Jan. 6	Kentucky (NR,12)	(H)	60	56
Jan. 8	Tennessee	(H)	59	45
Jan. 11	Mississippi State	(A)	72	56
Jan. 16	Alabama	(A)	56	60
Jan. 18	Georgia	(H)	84	69
Jan. 22	Ole Miss	(A)	73	61
Jan. 29	Vanderbilt	(H)	97	70
Jan. 31	Kentucky (NR,8)	(A)	71	81
Feb. 4	LSU	(H)	61	63
Feb. 6	Florida	(H)	67	65
Feb. 8	Tennessee	(A)	79	80
Feb. 12	Mississippi State	(H)	69	64
Feb. 15	Alabama (NR,18)	(H)	71	69
Feb. 19	Georgia (ot)	(A)	87	86
Feb. 22	Ole Miss	(H)	75	73
Feb. 26	LSU	(A)	92	86
Mar. 1	Vanderbilt	(A)	79	65
Mar. 6	Mississippi State	(N5)	63	65
Mar. 14	Arizona	(N6)	73	63
Mar. 16	St. John's (NR,4)	(N6)	81	65
Mar. 20	UNLV (NR,11)	(N7)	70	63
Mar. 22	Louisville (NR,7)	(N7)	76	84

(N1) Big Apple NIT, Hartford, Conn.
 (N2,A2) Wendy's Classic, Bowling Green, Ky.
 (N3) Daytona Beach, Fla.
 (N4) Red Lobster Classic, Orlando, Fla.
 (N5) SEC Tournament, Lexington, Ky.
 (N6) NCAA Tourney 1st/2nd Rounds, Long Beach, CA
 (N7) NCAA Tourney Sweet 16/Elite 8, Houston, Texas

1986 Final Rankings

Basketball Weekly

USA Today

1. Louisville	1. Louisville
2. Duke	2. Duke
3. Kansas	3. Kansas
4. LSU	4. Kentucky
5. Kentucky	5. LSU
6. North Carolina	6. Georgia Tech
7. Georgia Tech	7. North Carolina
8. Navy	8. Navy
9. Auburn	9. Auburn
10. St. John's	10. St. John's

1986-87 Won 18, Lost 13 (9-9 SEC)

COACH: Sonny Smith

			AU	Opp.
Nov. 28	UAB (12,NR)	(A)	68	58
Dec. 1	Armstrong State (12,NR)	(H)	94	54
Dec. 11	Austin Peay (7,NR)	(H)	115	93
Dec. 13	Southwestern La. (7,NR)	(H)	107	91
Dec. 15	Eastern Kentucky (7,NR)	(A)	97	82
Dec. 18	Augusta College (6,NR)	(H)	89	66
Dec. 28	Iowa State (5,NR)	(N1)	89	87
Dec. 29	UTEP (5,NR)	(N1)	82	87
Jan. 3	Kentucky (5,11)	(H)	60	63
Jan. 7	Georgia (ot) (13,NR)	(H)	62	58
Jan. 10	Mississippi State (13,NR)	(A)	66	52
Jan. 14	Tennessee (10,NR)	(H)	66	56
Jan. 17	Vanderbilt (10,NR)	(A)	75	91
Jan. 22	Alabama (17,13)	(A)	82	88
Jan. 24	Ole Miss (17,NR)	(H)	85	61
Jan. 28	LSU (18,NR)	(A)	73	75
Jan. 31	Florida (18,19)	(H)	81	68
Feb. 1	UNLV (18,3)	(H)	85	104
Feb. 4	Kentucky (20,NR)	(A)	71	75
Feb. 7	Georgia (20,NR)	(A)	71	75
Feb. 9	Florida	(A)	84	70
Feb. 12	Mississippi State	(H)	59	45
Feb. 14	Tennessee	(A)	84	103
Feb. 21	Alabama (NR,12)	(H)	75	77
Feb. 23	Vanderbilt	(H)	91	83
Feb. 25	Ole Miss	(A)	67	73

Mar. 1	LSU	(H)	100	62
Mar. 6	Kentucky	(N2)	79	72
Mar. 7	Alabama (NR,9)	(N2)	68	87
Mar. 12	San Diego	(N3)	62	61
Mar. 14	Indiana (NR,3)	(N3)	90	107

(N1) Sun Bowl Classic, El Paso, Texas
 (N2) SEC Tournament, Atlanta, Ga.
 (N3) NCAA Tournament, Indianapolis, Ind.

1987-88 Won 19, Lost 11 (11-7 SEC)

COACH: Sonny Smith

			AU	Opp.
Nov. 27	South Alabama	(N1)	120	67
Dec. 5	VCU	(H)	93	80
Dec. 7	UT-Martin	(H)	99	77
Dec. 11	San Jose State	(N2)	70	65
Dec. 12	Illinois (ot)	(N2)	103	107
Dec. 14	Grambling	(H)	98	59
Dec. 16	Mercer	(H)	80	48
Dec. 29	Villanova	(N3)	65	64
Dec. 30	Georgia Tech	(N3)	72	83
Jan. 6	Florida	(H)	72	67
Jan. 9	Kentucky (NR,1)	(A)	53	52
Jan. 13	Georgia (19,NR)	(A)	68	87
Jan. 16	Mississippi State (19,NR)	(H)	65	57
Jan. 20	Tennessee	(A)	64	75
Jan. 23	Vanderbilt	(H)	71	75
Jan. 27	Alabama	(H)	84	74
Jan. 30	Ole Miss	(A)	66	69
Feb. 3	LSU	(H)	69	78
Feb. 6	Florida (NR,10)	(A)	58	57
Feb. 10	Kentucky	(H)	62	69
Feb. 13	Georgia	(H)	64	57
Feb. 17	Mississippi State	(A)	77	61
Feb. 20	Tennessee	(H)	73	68
Feb. 24	Vanderbilt (NR,17)	(A)	81	68
Feb. 27	Alabama	(A)	77	82
Mar. 2	Ole Miss	(H)	92	76
Mar. 5	LSU	(A)	89	80
Mar. 11	Georgia	(N4)	60	65
Mar. 17	Bradley (NR,11)	(N5)	90	86
Mar. 19	Oklahoma (NR,8)	(N5)	87	107

(N1) Birmingham, Ala.
 (N2) Illini Classic, Champaign, Ill.
 (N3) Cotton States Classic, Atlanta, Ga.
 (N4) SEC Tournament, Baton Rouge, La.
 (N5) NCAA Tournament, Atlanta, Ga.

1988-89 Won 9, Lost 19 (2-16 SEC)

COACH: Sonny Smith

			AU	Opp.
Nov. 26	Mount St. Mary's	(H)	89	83
Nov. 29	Georgia State	(H)	74	70
Dec. 3	Mercer	(H)	87	66
Dec. 10	Texas Southern	(H)	109	81
Dec. 14	Vanderbilt	(A)	77	93
Dec. 17	Jackson State	(H)	74	51
Dec. 20	VCU	(A)	85	79
Dec. 28	Villanova	(N1)	83	84
Dec. 29	Central Florida	(N1)	95	68
Jan. 4	Tennessee (NR,19)	(H)	73	84
Jan. 7	LSU	(A)	77	104
Jan. 11	Mississippi State	(A)	56	69
Jan. 14	Florida	(H)	75	79
Jan. 18	Ole Miss	(H)	64	65
Jan. 25	Kentucky	(A)	76	86
Jan. 28	Alabama	(H)	64	67
Feb. 2	Georgia	(H)	62	75
Feb. 4	Tennessee	(A)	72	89
Feb. 8	LSU (NR,19)	(H)	91	104
Feb. 11	Mississippi State	(H)	70	68
Feb. 15	Florida	(A)	79	90
Feb. 18	Ole Miss	(A)	77	80
Feb. 20	Kentucky	(H)	77	75
Feb. 22	Vanderbilt	(H)	62	77
Feb. 25	UAB	(A)	76	105
Mar. 2	Alabama	(A)	58	74
Mar. 4	Georgia	(A)	76	80
Mar. 9	Ole Miss	(N2)	68	80

(N1) Red Lobster Classic, Orlando, Fla.
 (N2) SEC Tournament, Knoxville, Tenn.

1989-90 Won 13, Lost 18 (8-10 SEC)



Year-by-Year Scores

COACH: Tommy Joe Eagles

CAPTAINS: Derrick Dennison, Zane Arnold

	AU	Opp.
Nov. 24	Michigan State (N1)	79 92
Nov. 25	Connecticut (N1)	81 95
Nov. 26	Alaska-Anchorage (A1)	94 109
Dec. 1	UAB (H)	65 75
Dec. 3	Florida State (A)	78 82
Dec. 9	Duquesne (N2)	79 74
Dec. 11	Alabama State (H)	98 79
Dec. 21	Tennessee Tech (N3)	70 72
Dec. 28	Navy (N4)	75 61
Dec. 29	Southern Mississippi (N4)	73 84
Jan. 3	Tennessee (A)	70 72
Jan. 6	LSU (NR,17) (H)	70 77
Jan. 10	Mississippi State (H)	93 71
Jan. 13	Florida (A)	62 84
Jan. 17	Ole Miss (A)	72 80
Jan. 20	Vanderbilt (H)	82 79
Jan. 24	Kentucky (H)	74 70
Jan. 27	Alabama (NR,24) (A)	59 78
Jan. 31	Georgia (A)	75 88
Feb. 3	Tennessee (H)	89 83
Feb. 5	Georgia State (A)	79 66
Feb. 7	LSU (NR,11) (A)	71 82
Feb. 10	Mississippi State (A)	77 74
Feb. 14	Florida (H)	75 55
Feb. 17	Ole Miss (H)	95 84
Feb. 20	Vanderbilt (A)	87 74
Feb. 24	Kentucky (A)	95 98
Feb. 28	Alabama (H)	65 80
Mar. 3	Georgia (H)	79 94
Mar. 9	LSU (NR,16) (N5)	78 76
Mar. 10	Alabama (N5)	71 87

(N1,A1) Great Alaska Shootout, Anchorage, Alaska

(N2) Birmingham, Ala.

(N3) Huntsville, Ala.

(N4) Blue Angels Classic, Pensacola, Fla.

(N5) SEC Tournament, Orlando, Fla.

1990-91 Won 13, Lost 16 (5-13 SEC)

COACH: Tommy Joe Eagles

CAPTAINS: John Caylor, Zane Arnold

	AU	Opp.
Nov. 24	Texas Southern (H)	85 77
Nov. 26	Georgia State (H)	83 65
Nov. 30	UAB (A)	65 71
Dec. 8	Ohio (H)	75 65
Dec. 13	Duquesne (A)	75 71
Dec. 15	Florida State (H)	99 96
Dec. 17	Texas A&M (H)	95 71
Dec. 27	Villanova (N1)	71 88
Dec. 28	Tulane (N1)	84 71
Jan. 3	Alabama (H)	56 68
Jan. 5	Florida (A)	82 84
Jan. 9	Ole Miss (A)	62 60
Jan. 12	LSU (H)	84 96
Jan. 16	Vanderbilt (H)	59 80
Jan. 19	Tennessee (A)	67 63
Jan. 23	Georgia (Zot) (A)	59 58
Jan. 26	Mississippi State (H)	64 84
Jan. 29	Kentucky (NR,10) (H)	81 89
Feb. 2	Alabama (A)	80 88
Feb. 6	Florida (ot) (H)	84 87
Feb. 9	Ole Miss (H)	72 69
Feb. 13	LSU (NR,20) (A)	61 98
Feb. 16	Vanderbilt (A)	70 90
Feb. 19	Tennessee (H)	74 65
Feb. 23	Georgia (H)	77 86
Feb. 27	Mississippi State (A)	76 94
Mar. 2	Kentucky (NR,13) (A)	93 114
Mar. 8	LSU (NR,16) (N2)	92 77
Mar. 9	Alabama (NR,24) (N2)	59 77

(N1) USF&G Sugar Bowl Tournament, New Orleans, La.

(N2) SEC Tournament, Nashville, Tenn.

1991-92 Won 12, Lost 15 (5-11 SEC)

COACH: Tommy Joe Eagles

CAPTAINS: Chris Brandt, Champ Wrencher

	AU	Opp.
Nov. 25	SIU-Edwardsville (H)	109 86
Nov. 29	UAB (N1)	74 88
Dec. 4	Texas A&M (A)	86 83

Dec. 11	Troy State (H)	141 116
Dec. 14	Southern Miss (H)	93 78
Dec. 17	UNLV (A)	82 85
Dec. 20	Slippery Rock (N2)	93 66
Dec. 21	South Alabama (N2)	87 107
Dec. 28	Eastern Kentucky (N3)	104 92
Dec. 29	UT-Chattanooga (N3)	75 87
Jan. 4	Arkansas (NR,16) (A)	92 110
Jan. 8	LSU (H)	70 87
Jan. 13	Ole Miss (A)	96 83
Jan. 18	Alabama (NR,9) (H)	81 63
Jan. 22	South Carolina (H)	85 68
Jan. 25	Tennessee (A)	74 82
Jan. 29	Mississippi State (H)	72 75
Feb. 1	Georgia (H)	89 84
Feb. 4	Vanderbilt (A)	83 89
Feb. 8	Kentucky (NR,19) (H)	67 85
Feb. 12	James Madison (H)	87 71
Feb. 19	Florida (A)	81 92
Feb. 22	LSU (A)	82 99
Feb. 26	Arkansas (NR,9) (H)	74 82
Feb. 29	Ole Miss (H)	110 84
Mar. 4	Mississippi State (A)	70 77
Mar. 7	Alabama (NR,20) (A)	80 82

(N1) Birmingham-Jefferson Civic Center

(N2) Blue Angels Classic, Pensacola, Fla.

(N3) Dr. Pepper Classic, Chattanooga, Tenn.

1992-93 Won 15, Lost 12 (8-8 SEC)

COACH: Tommy Joe Eagles

CAPTAIN: Reggie Gallon

	AU	Opp.
Dec. 1	Louisiana College (H)	98 60
Dec. 5	James Madison (A)	80 89
Dec. 15	Lincoln Memorial (H)	77 51
Dec. 18	Louisiana Tech (N1)	65 45
Dec. 19	UNC-Wilmington (A1)	80 91
Dec. 21	Centenary (H)	86 61
Dec. 28	Old Dominion (H)	96 85
Jan. 3	Mississippi State (A)	71 77
Jan. 6	Florida (H)	73 76
Jan. 9	LSU (A)	81 87
Jan. 16	South Carolina (A)	83 81
Jan. 20	Tennessee (H)	88 75
Jan. 23	Arkansas (NR,8) (A)	100 89
Jan. 27	Alabama (A)	78 81
Jan. 30	Vanderbilt (NR,15) (H)	70 73
Feb. 3	Ole Miss (A)	85 74
Feb. 6	Georgia (A)	69 96
Feb. 9	UAB (A)	86 74
Feb. 13	LSU (H)	73 75
Feb. 17	Mississippi State (H)	83 77
Feb. 22	Southern Miss (A)	81 75
Feb. 24	Ole Miss (H)	83 73
Feb. 27	Kentucky (NR,2) (A)	78 80
Mar. 3	Alabama (H)	78 70
Mar. 6	Arkansas (NR,13) (H)	81 80
Mar. 11	Tennessee (N2)	76 78
Mar. 18	Clemson (NIT) (A)	72 84

(N1,A1) USAir East Coast Classic, Wilmington, N.C.

(N2) SEC Tournament, Lexington, Ky.

1993-94 Won 11, Lost 17 (3-13 SEC)

COACH: Tommy Joe Eagles

CAPTAINS: Wesley Person, Aaron Swinson

	AU	Opp.
Nov. 28	UNC-Wilmington (H)	94 75
Nov. 30	Nicholls State (H)	76 79
Dec. 7	Ball State (H)	92 87
Dec. 9	Troy State (H)	113 86
Dec. 16	UAB (H)	65 69
Dec. 18	Old Dominion (A)	101 87
Dec. 28	Michigan (NR,7) (N1)	81 102
Dec. 30	Fordham (N1)	81 60
Jan. 5	Georgia (ot) (H)	80 83
Jan. 8	LSU (A)	72 83
Jan. 12	Mississippi State (ot) (H)	86 91
Jan. 15	Arkansas (NR,3) (H)	105 117
Jan. 19	Ole Miss (Zot) (A)	85 88
Jan. 22	Tennessee (A)	85 92
Jan. 25	Alabama (H)	69 74
Jan. 30	Kentucky (NR,7) (H)	74 91
Feb. 2	Florida (NR,24) (A)	67 68

Feb. 5	Florida Atlantic (H)	91 78
Feb. 9	Vanderbilt (A)	60 84
Feb. 12	LSU (H)	111 83
Feb. 16	South Carolina (H)	88 70
Feb. 19	Mississippi State (A)	76 65
Feb. 22	Southern Miss (H)	89 73
Feb. 26	Arkansas (NR,1) (A)	81 91
Mar. 2	Ole Miss (H)	62 68
Mar. 5	Alabama (A)	68 83
Mar. 10	Vanderbilt (N2)	81 56
Mar. 11	Alabama (N2)	55 83

(N1) Bank One Fiesta Bowl Basketball Classic, Tucson, Ariz.

(N2) SEC Tournament, The Pyramid, Memphis, Tenn.

1994-95 Won 16, Lost 13 (7-9 SEC)

COACH: Cliff Ellis

CAPTAINS: Wes Flanigan, Mochie Norris, Lance Weems

	AU	Opp.
Nov. 26	Lynn (H)	78 70
Nov. 30	UAB (A)	60 54
Dec. 2	Georgia Southern (N1)	77 45
Dec. 3	Ball State (A1)	74 82
Dec. 12	West Florida (H)	96 59
Dec. 14	Troy State (H)	95 71
Dec. 17	Alabama State (H)	102 62
Dec. 29	Florida A&M (A2)	83 70
Dec. 30	Kansas State (N2)	75 78
Jan. 4	Kentucky (NR,6) (A)	64 98
Jan. 8	Ole Miss (H)	88 74
Jan. 11	LSU (H)	73 76
Jan. 14	Arkansas (NR,4) (H)	104 90
Jan. 18	Tennessee (H)	61 57
Jan. 21	Georgia (A)	77 83
Jan. 25	Florida (NR,23) (H)	77 71
Feb. 1	Alabama (NR,20) (A)	63 65
Feb. 4	Ole Miss (A)	75 77
Feb. 8	Vanderbilt (H)	59 77
Feb. 11	Mississippi State (NR,21) (A)	70 69
Feb. 15	South Carolina (A)	80 78
Feb. 18	Alabama (NR,18) (H)	73 86
Feb. 22	Southern Mississippi (A)	81 79
Feb. 25	LSU (A)	78 89
Mar. 1	Mississippi State (NR,14) (H)	76 69
Mar. 4	Arkansas (NR,7) (A)	66 68
Mar. 9	South Carolina (N3)	81 66
Mar. 10	Kentucky (NR,3) (N3)	81 93
Mar. 15	Marquette (NIT) (H)	61 68

(N1,A1) Cardinal Varsity Club Classic, Muncie, Ind.

(N2,A2) Capital City Classic, Tallahassee, Fla.

(N3) SEC Tournament, Georgia Dome, Atlanta, Ga.

1995-96 Won 19, Lost 13 (6-10 SEC)

COACH: Cliff Ellis

CAPTAINS: Ray Donald, Wes Flanigan, Lance Weems

	AU	Opp.
Nov. 24	La Salle (N1)	70 60
Nov. 25	James Madison (N1)	82 71
Nov. 26	Louisville (NR,13) (N1)	82 78
Nov. 30	Jacksonville State (H)	91 74
Dec. 3	UAB (H)	54 66
Dec. 8	Liberty (N2)	63 58
Dec. 9	Baylor (A2)	83 64
Dec. 12	South Alabama (A)	59 50
Dec. 15	Northeast Louisiana (H)	80 71
Dec. 17	Coastal Carolina (H)	82 66
Dec. 19	Wofford (H)	73 56
Dec. 29	Norfolk State (N3)	92 56
Dec. 30	Florida A&M (A3)	84 54
Jan. 3	Tennessee (A)	62 66
Jan. 6	Arkansas (H)	101 76
Jan. 10	Alabama (A)	65 72
Jan. 13	Georgia (NR,17) (H)	89 86
Jan. 21	LSU (23,NR) (H)	95 87
Jan. 24	Ole Miss (21,NR) (A)	69 82
Jan. 31	Vanderbilt (22,NR) (A)	62 76
Feb. 4	Miss. State (22,NR) (ot) (H)	75 78
Feb. 7	South Carolina (22,NR) (H)	84 73
Feb. 10	Florida (22,NR) (A)	73 70
Feb. 14	Alabama (H)	72 75
Feb. 17	Arkansas (A)	77 87
Feb. 21	Ole Miss (H)	69 62
Feb. 24	LSU (A)	67 93
Feb. 27	Kentucky (NR,1) (H)	73 88



Year-by-Year Scores

Mar. 2	Mississippi State	(A)	51	67
Mar. 7	Vanderbilt	(N4)	68	65
Mar. 8	Mississippi State (NR,25)	(N4)	58	69
Mar. 13	Tulane (NIT) (ot)	(H)	73	87

(N1) Puerto Rico Shootout, Bayamon, P.R.
(N2,A2) Dr. Pepper Invitational, Waco, Texas
(N3,A3) Capital City Classic, Tallahassee, Fla.
(N4) SEC Tournament, Superdome, New Orleans, La.

1996-97 Won 16, Lost 15 (6-10 SEC)

COACH: Cliff Ellis

CAPTAINS: Wes Flanigan, Pat Burke

		AU	Opp.	
Nov. 22	UAB	(A)	57	64
Nov. 25	Arkansas-Pine Bluff	(H)	89	56
Nov. 29	Colorado (ot)	(N1)	72	78
Nov. 30	Hawaii-Hilo (ot)	(A)	98	92
Dec. 1	TCU	(N1)	66	86
Dec. 5	Arkansas-Little Rock	(H)	75	63
Dec. 7	Georgia State	(H)	66	48
Dec. 14	Baylor	(H)	63	68
Dec. 15	Western Carolina	(H)	80	55
Dec. 18	South Alabama	(H)	60	51
Dec. 21	Murray State	(N2)	86	72
Dec. 28	Florida A&M	(A)	95	57
Dec. 30	Winthrop	(H)	80	55
Jan. 4	South Carolina	(A)	56	66
Jan. 8	Arkansas	(H)	55	56
Jan. 11	Florida	(H)	79	65
Jan. 15	Tennessee	(H)	43	35
Jan. 18	Kentucky (NR,4)	(A)	53	77
Jan. 22	LSU	(A)	59	75
Jan. 25	Georgia	(A)	48	53
Jan. 28	Alabama	(H)	72	62
Feb. 1	Ole Miss	(A)	46	57
Feb. 5	Mississippi State	(H)	81	68
Feb. 8	LSU	(H)	76	72
Feb. 11	Arkansas	(A)	42	75
Feb. 15	Vanderbilt	(H)	61	75
Feb. 22	Alabama	(A)	50	55
Feb. 26	Mississippi State	(A)	68	64
Mar. 1	Ole Miss	(H)	63	71
Mar. 6	Tennessee	(N3)	67	54
Mar. 7	Kentucky (NR,6)	(N3)	50	92

(N1) Big Island Invitational, Hilo, Hawaii
(N2) Mulligan Holiday Hoopfest, Birmingham, Ala.
(N3) SEC Tournament, The Pyramid, Memphis, Tenn.

1997-98 Won 16, Lost 14 (7-9 SEC)

COACH: Cliff Ellis

CAPTAINS: Franklin Williams, Doc Robinson

		AU	Opp.	
Nov. 11	Temple (NR,24)	(N1)	42	68
Nov. 14	Central Florida	(A)	70	63
Nov. 17	Nicholls State	(H)	96	75
Nov. 21	Southern Miss	(H)	83	70
Nov. 25	Wofford	(H)	68	51
Dec. 6	Florida A&M	(H)	79	69
Dec. 12	Pepperdine	(N2)	55	62
Dec. 13	Weber State	(N2)	63	58
Dec. 16	Jacksonville State	(H)	89	61
Dec. 20	UAB	(N3)	65	71
Dec. 30	Navy	(H)	70	54
Jan. 3	Georgia	(H)	73	62
Jan. 7	Tennessee	(A)	74	69
Jan. 14	LSU	(A)	54	59
Jan. 18	Alabama	(H)	94	40
Jan. 21	Arkansas (NR,18)	(H)	65	79
Jan. 24	South Carolina (NR,14)	(H)	56	61
Jan. 28	Mississippi State	(A)	69	66
Jan. 31	Ole Miss (NR,12)	(H)	68	67
Feb. 4	Alabama	(A)	62	76
Feb. 7	Mississippi State (ot)	(H)	68	66
Feb. 11	Florida	(A)	64	81
Feb. 14	LSU	(H)	66	44
Feb. 18	Vanderbilt	(A)	66	82
Feb. 21	Arkansas	(A)	83	107
Feb. 25	Kentucky (NR,7)	(H)	58	83
Feb. 28	Ole Miss (NR,13)	(A)	67	74
Mar. 5	Florida	(N4)	64	68
Mar. 11	Southern Miss (NIT)	(H)	77	62
Mar. 16	Marquette (NIT) (ot)	(A)	60	75

(N1) NABC Classic, Albuquerque, N.M.

(N2) Cougar Classic, Provo, Utah
(N3) Holiday Hardwood Classic, BJCC, Birmingham, Ala.
(N4) SEC Tournament, Georgia Dome, Atlanta, Ga.

1998-99 Won 29, Lost 4 (14-2 SEC -- Champions)

COACH: Cliff Ellis

CAPTAINS: Bryant Smith, Doc Robinson

		AU	Opp.	
Nov. 13	Southeastern Louisiana	(H)	114	60
Nov. 16	Florida A&M	(H)	94	47
Nov. 19	Central Florida	(H)	77	42
Nov. 23	BYU	(H)	62	43
Nov. 27	Rutgers	(N1)	70	55
Nov. 29	Hawaii	(A1)	84	57
Dec. 3	UNC-Asheville	(H)	91	60
Dec. 6	Florida State	(A)	80	68
Dec. 12	UAB (24,NR)	(A2)	77	64
Dec. 15	Wofford (18,NR)	(H)	79	51
Dec. 19	Navy (18,NR)	(A)	88	70
Dec. 29	Bethune-Cookman (15,NR)	(H)	99	46
Jan. 2	Tennessee (15,NR)	(H)	90	62
Jan. 6	Arkansas (14,18)	(H)	83	66
Jan. 9	LSU (14,NR)	(A)	73	70
Jan. 13	Ole Miss (8,NR)	(A)	74	59
Jan. 16	Florida (8,NR)	(H)	88	69
Jan. 20	Kentucky (6,7)	(A)	62	72
Jan. 23	Alabama (6,NR)	(A)	73	58
Jan. 27	Mississippi State (7,NR)	(H)	64	54
Jan. 30	Georgia (7,NR)	(A)	85	74
Feb. 3	South Carolina (6,NR)	(A)	76	48
Feb. 6	LSU (6,NR)	(H)	80	54
Feb. 9	Ole Miss (3,NR)	(H)	95	66
Feb. 13	Alabama (3,NR)	(H)	102	61
Feb. 17	Vanderbilt (3,NR)	(H)	81	63
Feb. 24	Arkansas (2,NR)	(A)	88	104
Feb. 27	Mississippi State (2,NR)	(A)	76	73
Mar. 5	Alabama (4,NR)	(N3)	93	61
Mar. 6	Kentucky (4,14)	(N3)	57	69
Mar. 11	Winthrop (4,NR)	(N4)	80	41
Mar. 13	Oklahoma State (4,NR)	(N4)	81	74
Mar. 18	Ohio State (4,14)	(N5)	64	72

(N1) United Airlines Tip-off Classic, Honolulu, Hawaii
(A2) Arby's Hardwood Classic, BJCC, Birmingham, Ala.
(N3) SEC Tournament, Georgia Dome, Atlanta, Ga.
(N4) NCAA Tourney 1st/2nd Rounds, Indianapolis, Ind.
(N5) NCAA Tournament Sweet 16, Knoxville, Tenn.

1999 Final Rankings

Associated Press	USA Today/ESPN
1. Duke	1. Connecticut
2. Michigan State	2. Duke
3. Connecticut	3. Michigan State
4. Auburn	4. Ohio State
5. Maryland	5. Kentucky
6. Utah	5. St. John's
7. Stanford	7. Auburn
8. Kentucky	8. Maryland
9. St. John's	9. Stanford
10. Miami, Fla.	10. Utah

1999-2000 Won 24, Lost 10 (9-7 SEC)

COACH: Cliff Ellis

CAPTAINS: Doc Robinson, Chris Porter

		AU	Opp.	
Nov. 19	UAB (3,NR)	(H)	65	59
Nov. 21	Arkansas-Pine Bluff (3,NR)	(H)	100	44
Nov. 27	Stanford (2,7)	(N1)	58	67
Dec. 1	Belmont (5,NR)	(H)	65	56
Dec. 5	Florida State (5,NR)	(H)	55	54
Dec. 11	Pennsylvania (8,NR)	(N2)	77	70
Dec. 13	Coppin State (6,NR)	(H)	63	35
Dec. 16	Bradley (6,NR)	(N3)	78	64
Dec. 20	Puerto Rico-Mayaguez (6,NR)	(A4)	109	52
Dec. 21	Virginia Tech (6,NR)	(N4)	73	63
Dec. 22	Pepperdine (6,NR)	(N4)	87	76
Dec. 30	Southern Miss (4,NR)	(H)	56	50
Jan. 2	Stony Brook (4,NR)	(H)	100	45
Jan. 8	Georgia (4,NR)	(H)	67	52
Jan. 11	Kentucky (4,20)	(H)	66	63
Jan. 16	Mississippi State (4,NR)	(A)	51	45
Jan. 19	South Carolina (4,NR)	(H)	65	61
Jan. 22	Ole Miss (4,NR) (ot)	(A)	77	79
Jan. 25	Tennessee (7,11)	(A)	76	105

Jan. 29	Mississippi State (7,NR)	(H)	73	57
Feb. 2	Alabama (10,NR)	(H)	77	63
Feb. 5	Arkansas (10,NR)	(H)	73	55
Feb. 9	LSU (8,25)	(A)	68	83
Feb. 16	Vanderbilt (11,24)	(A)	86	80
Feb. 19	Ole Miss (11,NR)	(H)	75	72
Feb. 22	Alabama (8,NR)	(A)	64	68
Feb. 27	Florida (8,9)	(A)	59	88
Mar. 1	LSU (13,12)	(H)	53	55
Mar. 5	Arkansas (13,NR)	(A)	55	64
Mar. 10	Florida (23,10)	(N5)	78	70
Mar. 11	So. Carolina (23,NR) (ot)	(N5)	77	72
Mar. 12	Arkansas (23,NR)	(N5)	67	75
Mar. 16	Creighton (22,NR)	(N6)	72	69
Mar. 18	Iowa State (22,6)	(N6)	60	79

(N1) Wooden Classic, Arrowhead Pond, Anaheim, Calif.
(N2) Arby's Hardwood Classic, BJCC, Birmingham, Ala.
(N3) Coors Classic, Mitchell Center, Mobile, Ala.
(N4) San Juan Shootout, Morales Coliseum, San Juan, P.R.
(N5) SEC Tournament, Georgia Dome, Atlanta, Ga.
(N6) NCAA Tourney 1st/2nd Rounds, Minneapolis, MN

2000 Final Rankings

Associated Press	USA Today/ESPN
1. Duke	1. Michigan State
2. Michigan State	2. Florida
3. Stanford	3. Iowa State
4. Arizona	4. Duke
5. Temple	5. Stanford
6. Iowa State	6. Oklahoma State
7. Cincinnati	7. Cincinnati
8. Ohio State	8. Arizona
9. St. John's	9. Tulsa
10. LSU	10. Temple

24. Auburn

2000-01 Won 18, Lost 14 (7-9 SEC)

COACH: Cliff Ellis

CAPTAINS: Scott Pohlman, Reggie Sharp

		AU	Opp.	
Nov. 17	Florida A&M	(H)	87	52
Nov. 19	Jacksonville State	(H)	91	51
Nov. 20	Mercer	(H)	88	92
Nov. 24	Robert Morris	(N1)	89	71
Nov. 25	Toledo (2ot)	(N1)	90	95
Nov. 26	Providence	(N1)	80	69
Dec. 1	South Alabama	(H)	66	68
Dec. 4	Louisiana-Lafayette	(H)	93	86
Dec. 5	Grambling	(H)	104	60
Dec. 9	Detroit	(N2)	75	72
Dec. 16	Oregon (ot)	(N3)	101	97
Dec. 19	Georgia Southern	(H)	93	79
Dec. 30	Southern Miss	(H)	73	69
Jan. 6	Tennessee (NR,5) (2ot)	(H)	88	96
Jan. 10	Georgia (ot)	(A)	80	85
Jan. 13	LSU	(H)	85	69
Jan. 17	Arkansas	(A)	72	82
Jan. 20	South Carolina	(A)	60	57
Jan. 24	Florida (NR,14)	(H)	63	65
Jan. 27	Alabama (NR,15)	(A)	80	81
Jan. 31	Mississippi State	(H)	60	56
Feb. 3	Ole Miss	(H)	70	74
Feb. 10	LSU	(A)	76	65Feb. 14
Feb. 17	Arkansas	(H)	71	63
Feb. 17	Mississippi State	(A)	74	85
Feb. 21	Alabama (NR,14) (ot)	(H)	72	69
Feb. 24	Ole Miss (NR,12)	(A)	62	64
Feb. 28	Kentucky (NR,15)	(A)	78	90
Mar. 3	Vanderbilt	(H)	69	66
Mar. 8	Tennessee (NR,24)	(N4)	66	73
Mar. 14	Miami, Fla. (NIT)	(H)	60	58
Mar. 20	Purdue (NIT)	(A)	61	79

(N1) Energia Systems Thanksgiving Tour, Kansas City, Mo.
(N2) Arby's Hardwood Classic, BJCC, Birmingham, Ala.
(N3) Las Vegas Showdown, Las Vegas, Nev.
(N4) SEC Tourney, Gaylord Enter. Center, Nashville, TN

2001-02 Won 12, Lost 16 (4-12 SEC)

COACH: Cliff Ellis

CAPTAINS: Marquis Daniels, Adam Harrington

		AU	Opp.	
Nov. 16	High Point	(H)	63	59
Nov. 18	Jacksonville State	(H)	75	53



Year-by-Year Scores

Nov. 24	Rutgers	(A)	56	57
Nov. 27	McNeese State	(H)	78	74
Nov. 30	Florida International	(H)	67	55
Dec. 4	Louisiana Tech	(H)	66	67
Dec. 8	Virginia (NR,7)	(N1)	72	77
Dec. 15	Marshall	(N2)	78	60
Dec. 18	South Alabama	(H)	73	58
Dec. 20	UNC-Asheville	(H)	83	38
Dec. 29	Southern Miss	(H)	64	55
Jan. 5	Arkansas	(H)	77	83
Jan. 9	Ole Miss	(A)	65	69
Jan. 12	Alabama (NR,14)	(H)	59	56
Jan. 16	Vanderbilt	(A)	67	73
Jan. 19	LSU	(A)	58	75
Jan. 22	Kentucky (NR,8)	(H)	62	69
Jan. 27	Tennessee	(A)	59	82
Jan. 30	Mississippi State	(H)	64	72
Feb. 2	Arkansas	(A)	60	62
Feb. 9	Georgia (NR,17)	(H)	75	72
Feb. 13	Ole Miss	(H)	65	62
Feb. 16	Mississippi State	(A)	53	89
Feb. 20	Florida (NR,8)	(A)	61	89
Feb. 23	South Carolina	(H)	50	46
Feb. 27	Alabama (NR,6)	(A)	68	73
Mar. 2	LSU	(H)	54	59
Mar. 7	Florida (NR,11)	(N3)	63	81

(N1) Arby's Hardwood Classic, Birmingham, Ala.
 (N2) Coors Classic, Mobile, Ala.
 (N3) SEC Tournament, Georgia Dome, Atlanta, Ga.

2002-03 Won 22, Lost 12 (8-8 SEC)

COACH: Cliff Ellis

CAPTAINS: Marquis Daniels, Derrick Bird

		AU	Opp.
Nov. 22	Wofford	(H)	81 63
Nov. 26	Georgia State	(H)	100 71
Dec. 1	Western Kentucky	(N1)	70 89
Dec. 2	Southeastern Louisiana	(H)	77 47
Dec. 4	South Carolina State	(H)	85 65
Dec. 8	Rutgers	(H)	82 70
Dec. 14	Murray State	(H)	72 53
Dec. 17	Western Michigan	(H)	54 72
Dec. 20	Puerto Rico-Mayaguez	(A2)	94 64
Dec. 21	Denver	(N2)	63 58
Dec. 22	Troy State	(N2)	94 66
Dec. 30	Southern Miss	(H)	92 46
Jan. 2	North Texas	(H)	90 65
Jan. 8	Vanderbilt	(H)	62 59
Jan. 11	Arkansas	(A)	52 37
Jan. 15	South Carolina	(A)	67 60
Jan. 18	Alabama (NR,9)	(H)	77 68
Jan. 22	Kentucky (24,8)	(A)	51 67
Jan. 25	Georgia (24,19)	(A)	79 85
Feb. 1	Tennessee	(H)	57 60
Feb. 5	Ole Miss	(H)	77 71
Feb. 8	LSU	(H)	56 54
Feb. 15	Alabama	(A)	68 84
Feb. 19	Mississippi State (NR,19)	(H)	46 63
Feb. 22	Ole Miss	(A)	80 75
Feb. 26	LSU	(A)	63 94
Mar. 1	Florida (NR,4)	(H)	70 73
Mar. 5	Arkansas	(H)	69 54
Mar. 8	Mississippi State (NR,21)	(A)	45 67
Mar. 14	Tennessee	(N3)	66 53
Mar. 15	Kentucky (NR,2)	(N3)	58 78
Mar. 21	Saint Joseph's (ot)	(N4)	65 63
Mar. 23	Wake Forest (NR,8)	(N4)	68 62
Mar. 28	Syracuse (NR,12)	(N5)	78 79

(N1) Nashville, Tenn., Gaylord Entertainment Center
 (A2, N2) San Juan Shootout, Caguas, P.R.
 (N3) SEC Tournament, Superdome, New Orleans, La.
 (N4) NCAA Tournament 1st/2nd Rounds, Tampa, Fla.
 (N5) NCAA Tournament Sweet 16, Albany, N.Y.

2003-04 Won 14, Lost 14 (5-11 SEC)

COACH: Cliff Ellis

CAPTAIN: Kyle Davis

		AU	Opp.
Nov. 17	College of Charleston	(H1)	66 62
Nov. 21	Western Kentucky	(H)	86 64
Nov. 23	Maryland-Eastern Shore	(H)	85 61
Nov. 29	Grambling State	(N1)	105 56
Dec. 1	Colorado State	(H)	84 54

Dec. 7	Air Force	(H)	68	49
Dec. 10	Montana	(H)	73	51
Dec. 20	UNLV	(A1)	69	82
Dec. 22	Georgia State	(H)	72	77
Dec. 30	Southern Miss	(H)	78	60
Jan. 2	New Orleans	(H)	70	55
Jan. 7	Vanderbilt (NR,20)	(A)	53	59
Jan. 10	Ole Miss	(H)	80	53
Jan. 14	South Carolina (ot)	(H)	51	53
Jan. 17	Alabama	(A)	46	69
Jan. 21	Arkansas	(H)	70	63
Jan. 24	Florida (NR,17)	(A)	52	68
Jan. 31	Mississippi State (NR,11)	(H)	68	73
Feb. 4	Arkansas	(A)	52	74
Feb. 7	Georgia	(H)	57	54
Feb. 14	Ole Miss	(A)	68	72
Feb. 18	LSU (NR,24)	(A)	80	68
Feb. 21	Kentucky (NR,9)	(H)	59	68
Feb. 24	Alabama	(H)	71	72
Feb. 28	Tennessee	(A)	69	75
Mar. 2	Mississippi State (NR,5)	(A)	91	105
Mar. 6	LSU	(H)	78	66
Mar. 11	Georgia	(N2)	59	73

(H1) NABC Classic, Auburn, Ala.

(N1) Huntsville, Ala.

(A1) Las Vegas Showdown, Las Vegas, Nev.

(N2) SEC Tournament, Georgia Dome, Atlanta, Ga.

2004-05 Won 14, Lost 17 (4-12 SEC)

COACH: Jeff Lebo

CAPTAINS: Nathan Watson, Ian Young, Quinnel Brown

		AU	Opp.
Nov. 19	Temple	(A)	80 78
Nov. 22	Furman	(H)	85 74
Nov. 24	Nicholls State	(H)	92 78
Nov. 27	Louisiana Tech	(H)	79 67
Nov. 30	Colorado State (ot)	(H)	79 76
Dec. 3	Virginia (NR,24)	(N1)	87 89
Dec. 5	Wofford	(H)	78 85
Dec. 7	College of Charleston	(A)	76 61
Dec. 12	UNLV (ot)	(H)	87 91
Dec. 20	Delaware	(N2)	74 46
Dec. 21	Middle Tennessee State	(N2)	79 74
Dec. 22	Toledo	(N2)	65 68
Dec. 30	Belmont	(H)	73 69
Jan. 5	Mississippi State (NR,18)	(A)	53 90
Jan. 12	Florida (ot)	(H)	78 84
Jan. 15	Ole Miss	(H)	72 79
Jan. 22	Arkansas	(A)	59 95
Jan. 26	Alabama (NR,14)	(H)	55 60
Jan. 29	Tennessee	(H)	62 59
Feb. 2	Ole Miss	(A)	55 70
Feb. 5	Mississippi State	(H)	90 76
Feb. 9	LSU	(A)	69 90
Feb. 12	South Carolina	(A)	74 71
Feb. 16	Vanderbilt	(H)	43 67
Feb. 19	Georgia	(A)	45 57
Feb. 23	Kentucky (NR,5)	(A)	73 81
Feb. 26	LSU	(H)	64 77
Mar. 2	Alabama (NR,19)	(A)	53 94
Mar. 5	Arkansas	(H)	77 64
Mar. 10	Vanderbilt	(N3)	77 73
Mar. 11	LSU	(N3)	58 89

(N1) Richmond, Va. (Siegel Center)

(N2) San Juan Shootout (Carolina, P.R.)

(N3) SEC Tournament, Georgia Dome, Atlanta, Ga.

2005-06 Won 12, Lost 16 (4-12 SEC)

COACH: Jeff Lebo

CAPTAINS: Ronny LeMelle, Frank Tolbert

		AU	Opp.
Nov. 20	Lipscomb	(H)	69 54
Nov. 25	Gardner-Webb	(H)	70 43
Nov. 28	Colorado State	(A)	67 77
Dec. 1	McNeese State	(H)	91 76
Dec. 4	Pittsburgh	(A)	41 78
Dec. 14	Southeastern Louisiana	(H)	66 51
Dec. 18	Temple	(H)	73 42
Dec. 22	Texas A&M	(A)	67 72
Dec. 29	Winthrop	(H)	64 62
Dec. 31	Jacksonville State	(H)	87 83
Jan. 4	Southern Miss	(H)	80 57
Jan. 7	Vanderbilt	(A)	50 74

Jan. 11	Alabama	(H)	52	56
Jan. 14	Florida (NR,2)	(A)	57	69
Jan. 21	Arkansas	(H)	52	68
Jan. 24	Kentucky	(H)	62	71
Jan. 28	Georgia	(H)	66	65
Feb. 1	LSU (NR,24)	(A)	69	84
Feb. 4	Mississippi State	(A)	53	71
Feb. 8	Ole Miss	(H)	58	50
Feb. 11	Arkansas	(A)	64	84
Feb. 15	Tennessee (NR,8)	(A)	89	105
Feb. 18	LSU (NR,25)	(H)	61	65
Feb. 22	Mississippi State	(H)	75	71
Feb. 25	Ole Miss	(A)	58	54
Mar. 1	Alabama	(A)	61	71
Mar. 4	South Carolina	(H)	63	67
Mar. 9	Vanderbilt	(N1)	71	76

(N1) SEC Tournament, Gaylord Enter. Center, Nashville, Tenn.

2006-07 Won 17, Lost 15 (7-9 SEC)

COACH: Jeff Lebo

CAPTAINS: Quantez Robertson, Korvotney Barber, Rasheem Barrett

		AU	Opp.
Nov. 10	Troy	(H)	71 68
Nov. 17	Winston-Salem State	(H)	95 62
Nov. 19	East Tennessee State	(H1)	64 58
Nov. 21	Miles College	(H1)	79 58
Nov. 24	Oklahoma State	(N2)	65 66
Nov. 25	Wisconsin (NR,7)	(N2)	63 77
Nov. 28	Nicholls State (ot)	(H)	92 87
Nov. 30	Louisiana-Monroe	(H)	81 60
Dec. 3	Pittsburgh (NR,2)	(H)	66 74
Dec. 6	South Alabama	(H)	82 71
Dec. 16	Wofford	(H)	86 76
Dec. 19	Tennessee State	(H)	86 59
Dec. 22	Texas A&M (NR,13)	(H)	58 87
Dec. 30	Charleston Southern	(H)	69 53
Jan. 2	Southern Miss	(A)	54 56
Jan. 6	Vanderbilt	(H)	68 65
Jan. 8	Kentucky	(A)	57 84
Jan. 13	LSU (NR,13)	(A)	63 65
Jan. 17	Tennessee (NR,22)	(H)	83 80
Jan. 20	Mississippi State	(A)	76 87
Jan. 23	Alabama (NR,12)	(H)	81 57
Jan. 27	Florida (NR,1)	(H)	66 91
Jan. 31	South Carolina	(A)	80 75
Feb. 3	Ole Miss	(H)	59 82
Feb. 7	Arkansas	(A)	57 65
Feb. 10	Mississippi State	(H)	83 91
Feb. 17	Georgia	(A)	79 86
Feb. 21	Arkansas	(H)	67 59
Feb. 24	Alabama (NR,25)	(A)	86 77
Feb. 28	LSU	(H)	80 68
Mar. 3	Ole Miss	(A)	79 83
Mar. 8	Georgia	(N3)	65 80

(H1) South Padre Inv. (Auburn, Ala.)

(N2) South Padre Inv. (South Padre Island, Texas)

(N3) SEC Tournament, Georgia Dome, Atlanta, Ga.

2007-08 Won 14, Lost 16 (4-12 SEC)

COACH: Jeff Lebo

CAPTAINS: Quantez Robertson, Korvotney Barber

		AU	Opp.
Nov. 9	Tulane	(A)	62 77
Nov. 13	Kennesaw State	(H)	74 62
Nov. 16	Alabama State	(A)	63 60
Nov. 19	Charleston Southern	(A1)	89 59
Dec. 2	George Washington	(N2)	74 70
Dec. 5	West Virginia	(N3)	59 88
Dec. 15	Southern	(N4)	71 63
Dec. 19	Mercer	(H)	68 59
Dec. 22	Alabama A&M	(H)	67 56
Dec. 29	Towson	(H)	79 59
Jan. 2	Texas A&M-C.C.	(H)	76 58
Jan. 6	Xavier	(H)	57 80
Jan. 10	Arkansas	(H)	70 76
Jan. 12	Florida	(A)	56 72
Jan. 16	LSU	(A)	74 67
Jan. 19	Ole Miss (NR,15)	(H)	80 77
Jan. 22	Presbyterian	(H)	78 65
Jan. 26	Alabama	(A)	77 97
Jan. 30	LSU	(H)	80 81
Feb. 2	Vanderbilt (NR,18)	(A)	71 78



Year-by-Year Scores

Feb. 6	Kentucky	(H)	63	66
Feb. 9	Mississippi State	(H)	64	83
Feb. 16	Ole Miss	(A)	90	78
Feb. 20	Tennessee (NR,2)	(A)	70	89
Feb. 24	Alabama	(H)	88	76
Feb. 27	Mississippi State	(A)	78	89
Mar. 1	South Carolina	(H)	63	69
Mar. 5	Georgia	(H)	54	59
Mar. 8	Arkansas	(A)	64	77
Mar. 13	Vanderbilt (NR,17)	(N5)	82	93

(A1) North Charleston, SC (N. Charleston Coliseum)
 (N2) BB&T Classic (Washington, DC, Verizon Center)
 (N3) Big East/SEC Inv. (Birmingham, AL, BJCC Arena)
 (N4) Coors Classic (Mobile, AL, Mitchell Center)
 (N5) SEC Tournament (Atlanta, GA, Georgia Dome)

2008-09 Won 24, Lost 12 (10-6 SEC)

COACH: Jeff Lebo

CAPTAINS: Quantez Robertson, Korvotney Barber

			AU	Opp.
Nov. 14	Missouri State	(H)	75	60
Nov. 19	Mercer	(H1)	74	78
Nov. 22	George Washington	(H)	83	71
Nov. 25	Bethune-Cookman	(H1)	61	46
Nov. 28	Dayton (ot)	(N2)	59	60
Nov. 29	Northern Iowa	(N2)	61	67
Dec. 3	Xavier	(A)	74	81
Dec. 6	Louisiana-Monroe	(H)	78	55
Dec. 17	Tuskegee	(H)	75	32
Dec. 20	Virginia	(A)	58	56
Dec. 22	Alabama State	(H)	77	72
Dec. 29	Alabama A&M	(H)	82	40
Dec. 31	Southeastern Louisiana	(H)	77	65
Jan. 3	Tulane	(H)	78	53
Jan. 10	South Carolina	(A)	56	68
Jan. 14	Florida	(H)	65	68
Jan. 17	Alabama	(H)	85	71
Jan. 21	Kentucky	(A)	64	73
Jan. 24	Arkansas	(A)	73	51
Jan. 27	Texas-Pan American	(H)	66	63
Jan. 31	Vanderbilt	(H)	75	82
Feb. 4	Ole Miss	(A)	59	78
Feb. 7	Tennessee	(H)	78	77
Feb. 11	Arkansas	(H)	75	62
Feb. 14	Mississippi State	(H)	91	76
Feb. 18	Georgia	(A)	71	59
Feb. 21	LSU (NR,23)	(A)	72	79
Feb. 25	Ole Miss	(H)	77	64
Feb. 28	Mississippi State	(A)	76	58
Mar. 3	Alabama	(A)	77	73
Mar. 7	LSU (NR,11)	(H)	69	53Mar
13	Florida	(N3)	61	58
Mar. 14	Tennessee	(N3)	85	94
Mar. 18	UT Martin	(H4)	87	82
Mar. 20	Tulsa	(H4)	74	55
Mar. 24	Baylor	(H4)	72	74

(H1) Chicago Invitational (Auburn, AL)
 (N2) Chicago Inv. (Hoffman Estates, IL, Sears Centre)
 (N3) SEC Tournament (Tampa, FL, St. Pete Times Forum)
 (H4) NIT (Auburn, AL)

2009-10 Won 15, Lost 17 (6-10 SEC)

COACH: Jeff Lebo

CAPTAINS: Lucas Hargrove, Frankie Sullivan

			AU	Opp.
Nov. 13	Niagara	(H)	69	65
Nov. 16	Missouri State	(A)	62	73
Nov. 20	Central Florida	(N1)	74	84
Nov. 21	IUPUI	(N1)	80	65
Nov. 22	North Carolina State	(N1)	58	60
Nov. 25	High Point	(H)	75	54
Dec. 1	Alabama A&M	(A)	87	52
Dec. 4	Troy	(H)	77	81
Dec. 7	Virginia	(H)	68	67
Dec. 17	Florida State	(A)	72	76
Dec. 20	Sam Houston State	(H)	89	107
Dec. 22	Alabama State	(H)	94	78
Dec. 29	Charleston Southern	(H)	77	62
Jan. 2	Georgia Southern	(H)	95	75
Jan. 5	West Georgia	(H)	96	72
Jan. 9	South Carolina	(H)	71	80
Jan. 14	Tennessee (-,9)	(A)	55	81
Jan. 16	Kentucky (-,2)	(H)	67	72
Jan. 20	LSU	(A)	84	80
Jan. 23	Vanderbilt	(A)	74	82
Jan. 28	Ole Miss (-,18)	(H)	74	84
Jan. 30	Alabama	(H)	58	57
Feb. 6	Arkansas (ot)	(A)	79	82
Feb. 10	Georgia	(H)	82	63Feb.
13	Mississippi State (ot)	(A)	75	85
Feb. 18	Florida	(A)	70	78
Feb. 20	Arkansas	(H)	92	83

Feb. 24	Ole Miss	(A)	75	85
Feb. 27	LSU	(H)	74	59
Mar. 3	Mississippi State	(H)	89	80
Mar. 6	Alabama	(A)	61	73Mar
11	Florida	(N2)	69	78

(N1) Glenn Wilkes Classic (Daytona Beach, FL)
 (N2) SEC Tournament (Nashville, TN)

2010-11 Won 11, Lost 20 (4-12 SEC)

COACH: Tony Barbee

CAPTAINS: Josh Wallace and Earnest Ross

			AU	Opp.
Nov. 12	UNC Asheville	(H)	69	70
Nov. 19	Samford	(H)	68	79
Nov. 20	Campbell	(H)	54	61
Nov. 21	Middle Tennessee	(H)	68	66
Nov. 27	Jacksonville	(H)	55	69
Nov. 30	Georgia Southwestern	(H)	78	50
Dec. 5	Arkansas-Pine Bluff	(H)	76	72
Dec. 11	Rutgers	(N1)	54	63
Dec. 15	South Florida	(A)	49	61
Dec. 18	Presbyterian	(H)	59	62
Dec. 21	USC Upstate	(H)	68	54
Dec. 29	Georgia Southern	(H)	88	84
Dec. 31	Grambling State	(H)	63	45
Jan. 3	Florida State	(H)	65	60
Jan. 8	LSU	(H)	55	62
Jan. 11	Kentucky (-,13)	(A)	54	78
Jan. 16	Mississippi State	(A)	66	85
Jan. 20	Florida	(H)	40	45
Jan. 22	Alabama	(H)	58	68
Jan. 25	Arkansas	(A)	64	73
Jan. 29	South Carolina	(A)	79	64
Feb. 3	Tennessee	(H)	56	69
Feb. 5	Georgia (ot)	(A)	72	81
Feb. 12	Mississippi State	(H)	65	62F
eb. 16	Ole Miss	(A)	59	90
Feb. 19	Vanderbilt (-,18)	(H)	60	77
Feb. 23	Alabama	(A)	49	51
Feb. 26	Arkansas	(H)	55	57
Mar. 2	Ole Miss	(H)	76	73
Mar. 5	LSU	(A)	60	51
Mar. 10	Georgia	(N2)	51	69

(N1) SEC-Big East Invitational (Pittsburgh, Pa.)
 (N2) SEC Tournament (Atlanta, Ga.)

2011-12 Won 15, Lost 16 (5-11 SEC)

COACH: Tony Barbee

CAPTAINS: Kenny Gabriel, Frankie Sullivan

			AU	Opp.
Nov. 11	McNeese State	(H)	84	62
Nov. 14	Kennesaw State	(H)	68	55
Nov. 25	Nicholls State	(H)	78	57
Nov. 28	Arkansas-Pine Bluff	(H)	72	59
Dec. 2	Seton Hall	(A1)	59	81
Dec. 14	South Florida	(H)	52	40
Dec. 17	North Florida	(H)	84	71
Dec. 19	Florida A&M	(H)	76	69
Dec. 22	Hawai'i	(A2)	65	62
Dec. 23	Long Beach State	(N1)	43	64
Dec. 25	UTEP	(N1)	76	83
Dec. 30	Georgia Southern	(H)	78	75
Jan. 2	Bethune-Cookman	(H)	67	41
Jan. 4	Florida State	(A)	56	85
Jan. 7	Vanderbilt	(A)	35	65
Jan. 11	Kentucky	(H)	53	68
Jan. 14	Ole Miss (2ot)	(H)	69	68
Jan. 17	LSU (ot)	(A)	58	65
Jan. 21	South Carolina	(H)	63	52
Jan. 25	Arkansas	(A)	53	56
Jan. 28	Tennessee	(A)	49	64
Feb. 1	Georgia	(H)	59	51
Feb. 4	Mississippi State	(A)	88	91
Feb. 7	Alabama	(H)	50	68
Feb. 11	Ole Miss	(A)	54	61
Feb. 18	Mississippi State	(H)	65	55
Feb. 21	Florida	(A)	47	63
Feb. 25	Arkansas	(H)	71	77
Feb. 29	Alabama	(A)	49	55
Mar. 3	LSU	(H)	67	52
Mar. 8	Ole Miss	(N2)	54	68

(A1) Big East-SEC Challenge (Newark, N.J.)
 (A2, N1) Hawaiian Airlines Diamond Head Classic (Honolulu, HI)
 (N2) SEC Tournament (New Orleans, La.)

2012-13 Won 9, Lost 23 (3-15 SEC)

COACH: Tony Barbee

			AU	Opp.
Nov. 9	IPFW	(H)	61	50
Nov. 15	Murray State	(N1)	59	79
Nov. 16	Col. of Charleston	(A1)	55	51
Nov. 18	Dayton	(N1)	63	73
Nov. 21	Boston College	(A)	49	50
Nov. 25	Rhode Island (2ot)	(H)	72	78

Nov. 30	DePaul	(H)	76	80
Dec. 11	Grambling State	(H)	92	42
Dec. 15	Furman	(H)	64	50
Dec. 18	Tennessee Tech	(H)	81	62
Dec. 22	Winthrop	(H)	67	74
Dec. 29	Illinois (-,12)	(N2)	79	81
Jan. 2	Florida State	(H)	78	72
Jan. 9	LSU	(H)	68	63
Jan. 12	South Carolina	(A)	74	71
Jan. 16	Arkansas (2ot)	(A)	80	88
Jan. 19	Kentucky	(H)	73	75
Jan. 23	Vanderbilt	(A)	61	73
Jan. 26	Ole Miss (-,23)	(H)	61	63
Jan. 30	Georgia	(A)	49	57
Feb. 2	Missouri (-,17)	(A)	77	91
Feb. 6	Alabama	(H)	49	37
Feb. 9	Kentucky	(A)	62	72
Feb. 13	Arkansas	(H)	75	83
Feb. 16	Florida (-,7)	(H)	52	83
Feb. 20	Texas A&M	(H)	56	65
Feb. 23	Ole Miss	(A)	55	88
Feb. 26	Alabama	(A)	43	61
Mar. 2	Vanderbilt	(H)	55	62
Mar. 6	Tennessee	(H)	75	82
Mar. 9	Mississippi State (ot)	(A)	71	74
Mar. 13	Texas A&M	(N3)	62	71

(N1, A1) Charleston Classic (Charleston, S.C.)
 (N2) United Center (Chicago, Ill.)
 (N3) SEC Tournament (Nashville, Tenn.)

Numbers in parenthesis correspond to Auburn's national ranking first and opponent's national ranking heading into the game beginning with the 1950-51 season.



Record vs. Opponents

	Won	Lost	First Game	Last Game		Won	Lost	First Game	Last Game		Won	Lost	First Game	Last Game
Air Force	1	1	1981	2003	Huntingdon	1	0	1961	1961	Rhode Island	0	1	2012	2012
Alabama	57	90	1924	2013	Illinois	0	2	1988	2012	Rice	3	1	1956	1966
Alabama A&M	3	0	2007	2009	Illinois Wesleyan	1	0	1948	1948	Richmond	2	1	1977	1984
Alabama State	5	0	1990	2009	Indiana	0	1	1987	1987	Robert Morris	1	0	2000	2000
Alaska-Anchorage	0	1	1990	1990	IPFW	1	0	2012	2012	Rutgers	4	2	1968	2010
Albany YMCA	0	1	1925	1925	IUPUI	1	0	2009	2009	St. Bonaventure	0	1	1968	1968
Appalachian State	1	0	1977	1977	Iona	1	1	1978	1979	St. John's	1	0	1986	1986
Arizona	1	0	1986	1986	Iowa State	1	1	1987	2000	St. Joseph's (Pa.)	2	0	1957	2003
Arkansas	16	30	1968	2013	Jackson State	1	0	1989	1989	St. Louis	1	0	1970	1970
Arkansas-Little Rock	1	0	1996	1996	Jacksonville	3	2	1966	2010	Samford	22	2	1926	2010
Arkansas-Pine Bluff	4	0	1996	2011	Jacksonville Navy	0	2	1945	1945	Sam Houston State	0	1	2009	2009
Arkansas State	0	1	1980	1980	Jacksonville State	12	0	1955	2005	San Diego	1	0	1987	1987
Armstrong State	3	0	1981	1987	James Madison	2	1	1992	1995	San Jose State	1	0	1988	1988
Athens College	2	0	1964	1972	Kansas	1	0	1985	1985	Selma YMCA	1	0	1913	1913
Atlanta Ath. Club	1	13	1906	1924	Kansas State	0	1	1994	1994	Seton Hall	0	1	2011	2011
Augusta Ath. Assn.	1	0	1909	1909	Kennesaw State	2	0	2007	2011	Sewanee	26	1	1927	1941
Augusta College	1	0	1987	1987	Kentucky	17	88	1921	2013	Slippery Rock	1	0	1992	1992
Austin Peay	4	0	1980	1987	Kentucky Wesleyan	1	0	1986	1986	South Alabama	5	4	1973	2006
Ball State	1	1	1993	1994	LaGrange YMCA	0	1	1929	1929	South Carolina	20	14	1930	2013
Baylor	2	4	1949	2009	Lamar	1	0	1974	1974	South Carolina State	1	0	2002	2002
Belmont	2	0	1999	2004	Lanett Athletic Club	1	0	1935	1935	South Florida	5	1	1975	2011
Besemer Ath. Club	4	4	1908	1914	Lanett Mill	2	0	1939	1939	Southeastern Louisiana	4	0	1998	2008
Bethune-Cookman	3	0	1998	2012	La Salle	1	0	1995	1995	Southern	1	0	2007	2007
Birmingham Ath. Club*	11	17	1906	1929	Liberty	1	0	1995	1995	Southern Cal	0	2	1973	1978
Birmingham College	2	0	1918	1918	Lincoln Memorial	1	0	1992	1992	Southern College (Fla.)	2	0	1928	1929
Birmingham High School	2	2	1910	1913	Lipscomb	1	0	2005	2005	Southern Illinois	1	0	1978	1978
Birmingham-Southern	22	4	1926	1986	Long Beach State	1	1	1979	2011	So. Ill.-Edwardsville	1	0	1992	1992
Birmingham YMCA	0	2	1910	1911	Louisiana College	1	0	1992	1992	Southern Methodist	0	4	1949	1976
Boston College	1	1	1986	2012	Louisiana-Lafayette	5	3	1962	2000	Southern Mississippi	14	2	1964	2007
Bradley	2	0	1988	1999	Louisiana-Monroe	3	0	1995	2008	Spring Hill	7	1	1921	1963
Brighton Young	1	0	1998	1998	LSU	64	82	1912	2013	Stanford	0	1	1999	1999
Buffalo	1	0	1970	1970	Louisiana Tech	5	2	1967	2004	Stetson	3	1	1982	1986
Butler	2	0	1975	1976	Louisville	1	1	1986	1995	Stony Brook	1	0	1999	1999
Campbell	0	1	2010	2010	Loyola (New Orleans)	1	0	1964	1964	Syracuse	0	1	2003	2003
Camp Benning	6	4	1919	1936	Lynn University	1	0	1994	1994	Talladega Ath. Club	0	1	1916	1916
Cal State-Chico	1	0	1982	1982	Marion	3	1	1913	1917	Temple	2	2	1978	2005
Cal State-Fullerton	1	0	1983	1983	Marquette	0	2	1995	1998	Tennessee	37	72	1927	2013
Centenary	1	0	1992	1992	Marshall	1	0	2001	2001	Tennessee-Chattanooga	2	2	1927	1992
Central Florida	4	1	1986	2009	Maryland Eastern Shore	1	0	2003	2003	Tennessee-Martin	2	0	1988	2009
Centre College	0	1	1921	1921	Maxwell Field	4	4	1945	1952	Tennessee State	1	0	2006	2006
Charleston Southern	3	0	2006	2009	McNeese State	3	0	2001	2011	Tennessee Tech	4	1	1981	2012
Charlotte YMCA	0	1	1920	1920	Memphis	1	0	1953	1953	Texas	1	1	1911	1956
The Citadel	1	1	1967	1968	Mercer	15	16	1906	2008	Texas A&M	2	5	1962	2013
Clemson	14	11	1920	1993	Miami (Fla.)	1	1	1967	2001	Texas A&M-Corpus Christi	1	0	2008	2008
Coastal Carolina	1	0	1995	1995	Michigan	0	1	1993	1993	Texas Christian	2	1	1958	1996
College of Charleston	3	0	2003	2012	Michigan State	0	1	1990	1990	Texas-Pan American	1	0	2009	2009
Colorado	0	1	1996	1996	Middle Tennessee State	2	0	2004	2010	Texas Southern	2	0	1989	1991
Colorado State	2	2	1949	2005	Miles College	1	0	2006	2006	Texas Tech	1	1	1963	1964
Columbia	2	0	1966	1981	Mississippi	73	54	1928	2013	Texas Wesleyan	1	0	1980	1980
Columbus College	2	0	1984	1985	Mississippi College	1	1	1939	1982	Toledo	0	2	2000	2004
Columbus YMCA	3	12	1906	1924	Mississippi State	72	66	1915	2013	Towson	2	0	1981	2007
Connecticut	0	1	1990	1990	Missouri	0	1	2013	2013	Troy State	10	1	1949	2009
Coppin State	1	0	1999	1999	Missouri State	1	1	2008	2009	Tulane	33	25	1906	2009
Creighton	1	1	1977	2000	Mobile YMCA	1	1	1915	1926	Tulsa	1	0	1976	1976
Cumberland	0	1	1913	1913	Montana	1	0	2003	2003	Tuskegee	1	0	2008	2008
Dartmouth	1	0	1970	1970	Montgomery YMCA	14	3	1906	1928	UAB	7	10	1983	1999
Davidson	1	0	1952	1952	Mount St. Mary's	1	0	1989	1989	USC-Upstate	1	0	2010	2010
Dayton	0	4	1966	2012	Murray State	2	1	1996	2012	UNLV	1	4	1986	2004
Delaware	2	0	1985	2004	Nashville Ath. Club	1	0	1911	1911	Utah	1	0	1983	1983
Denver	1	0	2002	2002	Navy	5	1	1960	1998	UTEP	0	3	1974	2011
DePaul	0	1	2012	2012	Nehi Reds	1	0	1939	1939	Vanderbilt	51	84	1921	2013
Detroit	1	0	2000	2000	Newberry	1	0	1922	1922	Villanova	2	2	1984	1991
Duke	0	3	1964	1982	New Orleans	1	0	2003	2003	Virginia	4	3	1920	2009
Duquesne	2	0	1990	1991	Niagara	1	0	2009	2009	Virginia Commonwealth	4	1	1975	1989
East Tennessee State	1	0	2006	2006	Nicholls State	4	1	1993	2011	Virginia Military	0	2	1920	1926
Eastern Illinois	1	0	1973	1973	Norfolk State	1	0	1995	1995	Virginia Tech	6	2	1920	1999
Eastern Kentucky	3	1	1956	1992	North Carolina	0	4	1922	1985	Wake Forest	4	3	1908	2003
Eckerd	1	0	1981	1981	North Carolina State	3	5	1926	2009	Washington	0	1	1948	1948
Fairleigh Dickinson	1	0	1977	1977	No. Carolina-Asheville	2	1	1998	2010	Washington & Lee	1	1	1920	1955
Florence State	3	0	1959	1961	No. Carolina-Wilmington	1	1	1992	1993	Weber State	1	0	1997	1997
Florida	87	73	1927	2013	North Florida	1	0	2011	2011	W. Alabama (Livingston)	2	0	1949	1961
Florida A&M	7	0	1994	2011	North Texas	1	0	2003	2003	West Florida	1	0	1994	1994
Florida Atlantic	1	0	1993	1993	Northern Iowa	0	1	2008	2008	West Georgia	1	0	2010	2010
Florida International	2	0	1983	2001	Oglethorpe	4	0	1937	1948	West Point Ath. Club	2	0	1920	1923
Florida State	23	8	1959	2013	Ohio University	1	0	1991	1991	West Virginia	2	2	1985	2007
Fordham	1	0	1993	1993	Ohio State	0	1	1999	1999	Western Carolina	4	0	1974	1996
Furman	4	1	1923	2012	Oklahoma	1	1	1979	1988	Western Kentucky	1	3	1973	2003
Gardner-Webb	1	0	2005	2005	Oklahoma City	0	2	1956	1968	Western Michigan	0	1	2002	2002
Georgetown (Ky.)	1	0	1928	1928	Oklahoma State	2	1	1978	2006	Wetumpka Ath. Club	3	0	1908	1914
George Washington	2	1	1980	2008	Old Dominion	2	1	1971	1993	White's Business College	1	0	1928	1928
Georgia	88	90	1908	2013	Oral Roberts	1	1	1978	1979	William & Mary	0	1	1982	1982
Georgia Southern	6	0	1965	2011	Oregon	1	0	2000	2000	Winston-Salem State	1	0	2006	2006
Georgia Southwestern	1	0	2010	2010	Paratrooper Infantry 507	0	1	1943	1943	Winthrop	3	1	1996	2012
Georgia State	5	1	1989	2003	Pennsylvania	1	0	1999	1999	Wisconsin	0	1	2006	2006
Georgia Tech	53	61	1906	1988	Pepperdine	1	1	1997	1999	Wofford	6	2	1923	2006
Grambling	5	0	1988	2012	Pittsburgh	0	2	2005	2006	Wyoming	1	0	1959	1959
Gunter Field	1	1	1945	1945	Presbyterian	1	1	2008	2010	Xavier	3	4	1963	2008
Hawaii	2	0	1998	2011	Providence	1	0	2000	2000	Youngstown State	1	0	1984	1984
Hawaii-Hilo	1	0	1996	1996	Puerto Rico-Mayaguez	2	0	1999	2002					
High Point	2	0	2001	2009	Purdue	1	1	1985	2001					
Houston	1	6	1962	1983	Radford	1	0	1985	1985					

*Record does not include one tie



Series Scores

AIR FORCE (1-1)

Dec. 29, 1980	TOL	L	OT 46	OT	48
Dec. 7, 2003	H	W	68		49

Key to Abbreviation: TOL—Toledo, Ohio

ALABAMA (57-90)

Mar. 1, 1924	ATL*	L	19		40
Feb. 28, 1941	LOU+	L	16		38
Dec. 21, 1948	BHAM	L	45		46
Jan. 5, 1949	H	L	38		45
Jan. 27, 1949	A	L	37		39
Dec. 20, 1949	H	W	45		40
Jan. 28, 1950	A	W	66		58
Feb. 18, 1950	H	W	67		58
Dec. 19, 1950	A	L	46		70
Jan. 18, 1951	H	L	64		65
Feb. 10, 1951	A	L	44		63
Feb. 2, 1952	H	L	60		62
Feb. 23, 1952	A	L	50		63
Feb. 28, 1952	LOU+	L	49		63
Jan. 17, 1953	A	L	51		61
Feb. 28, 1953	H	W	78		73
Dec. 19, 1953	BHAM	L	62		70
Jan. 16, 1954	A	L	58		70
Mar. 5, 1954	H	L	55		57
Jan. 15, 1955	MONT	L	78		99
Mar. 5, 1955	MONT	L	80		84
Jan. 14, 1956	MONT	L	77		86
Mar. 2, 1956	MONT	L	82		93
Jan. 19, 1957	MONT	W	OT 92	OT	88
Mar. 1, 1957	MONT	L	2OT 79	2OT	81
Jan. 18, 1958	MONT	L	65		83
Mar. 1, 1958	MONT	W	67		65
Dec. 20, 1958	BHAM	W	79		60
Jan. 17, 1959	MONT	W	57		55
Feb. 28, 1959	MONT	W	69		50
Dec. 19, 1959	BHAM	W	59		52
Jan. 16, 1960	MONT	W	69		66
Feb. 27, 1960	MONT	W	OT 63	OT	61
Dec. 17, 1960	BHAM	W	74		62
Jan. 28, 1961	MONT	L	OT 66	OT	71
Mar. 4, 1961	MONT	W	80		69
Jan. 20, 1962	MONT	W	60		50
Mar. 4, 1962	MONT	W	62		49
Jan. 19, 1963	MONT	W	OT 81	OT	78
Mar. 2, 1963	MONT	W	OT 74	OT	67
Jan. 18, 1964	MONT	L	72		86
Feb. 29, 1964	MONT	W	83		76
Jan. 16, 1965	MONT	W	93		68
Mar. 6, 1965	MONT	W	80		60
Jan. 22, 1966	MONT	W	90		71
Mar. 5, 1966	MONT	L	83		88
Feb. 11, 1967	MONT	W	66		63
Mar. 3, 1967	MONT	W	OT 99	OT	96
Feb. 10, 1968	A	L	63		64
Mar. 2, 1968	H	W	73		69
Jan. 15, 1969	H	W	78		63
Feb. 17, 1969	A	W	60		53
Jan. 12, 1970	A	W	86		77
Feb. 14, 1970	H	W	1211		78
Jan. 11, 1971	H	W	83		72
Feb. 13, 1971	A	W	92		76
Jan. 22, 1972	A	L	66		89
Feb. 19, 1972	H	L	78		79
Jan. 20, 1973	H	L	64		76
Feb. 17, 1973	A	L	75		87
Feb. 2, 1974	H	L	64		73
Mar. 4, 1974	A	L	84		97
Feb. 1, 1975	A	L	53		77
Mar. 8, 1975	H	W	76		70
Jan. 10, 1976	H	L	62		63
Feb. 7, 1976	A	L	75		86
Jan. 3, 1977	H	L	71		74
Mar. 5, 1977	A	L	77		81
Jan. 28, 1978	H	L	74		81
Feb. 25, 1978	A	L	86		89
Jan. 20, 1979	H	L	76		83
Feb. 17, 1979	A	L	73		80
Jan. 23, 1980	H	L	OT 46	OT	50
Feb. 20, 1980	A	L	47		59
Jan. 28, 1981	A	L	73		83
Feb. 25, 1981	H	W	56		54
Jan. 27, 1982	H	L	65		67

Feb. 24, 1982	A	L	72		74
Jan. 5, 1983	H	W	91		80
Mar. 6, 1983	A	L	78		86
Mar. 10, 1983	BHAM+	L	61		62
Jan. 5, 1984	A	W	91		86
Mar. 3, 1984	H	W	83		70
Jan. 16, 1985	H	L	55		60
Feb. 16, 1985	A	L	2OT 72	2OT	74
Mar. 9, 1985	BHAM+	W	OT 53	OT	49
Jan. 16, 1986	A	L	56		60
Feb. 15, 1986	H	W	71		69
Jan. 22, 1987	A	L	82		88
Feb. 21, 1987	H	L	75		77
Mar. 7, 1987	ATL+	L	68		87
Jan. 27, 1988	H	W	84		74
Feb. 27, 1988	A	L	77		82
Jan. 28, 1989	H	L	64		67
Mar. 2, 1989	A	L	58		74
Jan. 27, 1990	A	L	59		78
Feb. 28, 1990	H	L	65		80
Mar. 10, 1990	ORL+	L	71		87
Jan. 3, 1991	H	L	56		68
Feb. 2, 1991	A	L	80		88
Mar. 9, 1991	NASH+	L	59		77
Jan. 18, 1992	H	W	81		63
Mar. 7, 1992	A	L	80		82
Jan. 27, 1993	A	L	78		81
Mar. 3, 1993	H	W	78		70
Jan. 25, 1994	H	L	69		74
Mar. 5, 1994	A	L	68		83
Mar. 11, 1994	MEM+	L	55		83
Feb. 1, 1995	A	L	63		65
Feb. 18, 1995	H	L	73		86
Jan. 10, 1996	A	L	65		72
Feb. 14, 1996	H	L	72		75
Jan. 28, 1997	H	W	72		62
Feb. 22, 1997	A	L	50		55
Jan. 18, 1998	H	W	94		40
Feb. 4, 1998	A	L	62		76
Jan. 23, 1999	A	W	73		58
Feb. 13, 1999	H	W	102		61
Mar. 5, 1999	ATL+	W	93		61
Feb. 2, 2000	H	W	77		63
Feb. 22, 2000	A	L	64		68
Jan. 27, 2001	A	L	80		81
Feb. 21, 2001	H	W	OT 72		69
Jan. 12, 2002	H	W	59		56
Feb. 27, 2002	A	L	68		73
Jan. 18, 2003	H	W	77		68
Feb. 15, 2003	A	L	68		84
Jan. 17, 2004	A	L	46		69
Feb. 24, 2004	H	L	71		72
Jan. 26, 2005	H	L	55		60
Mar. 2, 2005	A	L	53		94
Jan. 11, 2006	H	L	52		56
Mar. 1, 2006	A	L	61		71
Jan. 23, 2007	H	W	81		57
Feb. 24, 2007	A	W	86		77
Jan. 26, 2008	A	L	77		97
Feb. 24, 2008	H	W	88		76
Jan. 17, 2009	H	W	85		71
Mar. 3, 2009	A	W	77		73
Jan. 30, 2010	H	W	58		57
Mar. 6, 2010	A	L	61		73
Jan. 22, 2011	H	L	58		68
Feb. 23, 2011	A	L	49		51
Feb. 7, 2012	H	L	50		68
Feb. 29, 2012	A	L	49		55
Feb. 6, 2013	H	W	49		37
Feb. 26, 2013	A	L	43		61

*Southern Conference Tournament
 +SEC Tournament
 Key to Abbreviations:
 ATL—Atlanta, Ga. BHAM—Birmingham, Ala.
 LOU—Louisville, Ky. MONT—Montgomery, Ala.
 NASH—Nashville, Tenn. ORL—Orlando, Fla.
 MEM—Memphis, Tenn.

Series Notes
 All Games at Auburn: Auburn leads 27-26
 All Games at Auburn Arena: Alabama leads 2-1
 All Games at BEMC: Auburn leads 22-20
 Tony Barbee vs. Alabama: 1-5
 All Games at Alabama: Alabama leads 45-8

All Games at Coleman Coliseum: Alabama leads 38-7
 Anthony Grant vs. Auburn: 6-2
 All Games at Neutral Sites: Auburn leads 22-19
 All Games at Birmingham: Auburn leads 4-3
 All Games at Montgomery: Auburn leads 17-9
 SEC Tournament Games: Alabama leads 7-2
 Current Series Streak: 1 by Alabama
 Longest Auburn Streak: 8 ('57-'58/'60-'61)
 Longest Alabama Streak: 11 ('75-'76/'80-'81)

ALABAMA A&M (3-0)

Dec. 22, 2007	H	W	67		56
Dec. 29, 2008	H	W	82		40
Dec. 1, 2009	A	W	87		52

ALABAMA STATE (5-0)

Dec. 11, 1989	H	W	98		79
Dec. 17, 1994	H	W	102		62
Nov. 16, 2007	A	W	63		60
Dec. 22, 2008	H	W	77		72
Dec. 22, 2009	H	W	94		78

ALASKA-ANCHORAGE (0-1)

Nov. 26, 1989	A*	L	94		109
---------------	----	---	----	--	-----

* Great Alaska Shootout (Anchorage, Alaska)

ALBANY YMCA (0-1)

Dec. 19, 1924	L	21			28
---------------	---	----	--	--	----

APPALACHIAN STATE (1-0)

Nov. 29, 1976	H	W	84		61
---------------	---	---	----	--	----

ARIZONA (1-0)

Mar. 14, 1986	LB*	W	73		63
---------------	-----	---	----	--	----

*NCAA Tournament
 Key to Abbreviation: LB—Long Beach, Calif.

ARKANSAS (16-30)

Dec. 27, 1967	OKC	W	65		58
Jan. 4, 1992	A	L	92		110
Feb. 26, 1992	H	L	74		82
Jan. 23, 1993	A	W	100		89
Mar. 6, 1993	H	W	81		80
Jan. 15, 1994	H	L	105		117
Feb. 26, 1994	A	L	81		91
Jan. 14, 1995	H	W	104		90
Mar. 4, 1995	A	L	66		68
Jan. 6, 1996	H	W	101		76
Feb. 17, 1996	A	L	77		87
Jan. 8, 1997	H	L	55		56
Feb. 11, 1997	A	L	42		75
Jan. 21, 1998	H	L	65		79
Feb. 21, 1998	A	L	83		107
Jan. 6, 1999	H	W	83		66
Feb. 24, 1999	A	L	88		104
Feb. 5, 2000	H	W	73		55
Mar. 5, 2000	A	L	55		64
Mar. 12, 2000	ATL+	L	67		75
Jan. 17, 2001	A	L	72		82
Feb. 14, 2001	H	W	71		63
Jan. 5, 2002	H	L	77		83
Feb. 2, 2002	A	L	60		62
Jan. 11, 2003	A	W	52		37
Mar. 5, 2003	H	W	69		54
Jan. 21, 2004	H	W	70		63
Feb. 4, 2004	A	L	52		74
Jan. 22, 2005	A	L	59		95
Mar. 5, 2005	H	W	77		64
Jan. 21, 2006	H	L	52		68
Feb. 11, 2006	A	L	64		84
Feb. 7, 2007	A	L	57		65
Feb. 21, 2007	H	W	67		59
Jan. 10, 2008	H	L	70		76
Mar. 8, 2008	A	L	64		77
Jan. 24, 2009	A	W	73		51
Feb. 11, 2009	H	W	75		62
Feb. 6, 2010	A	L	OT 79		82
Feb. 20, 2010	H	W	92		83
Jan. 25, 2011	A	L	64		73
Feb. 26, 2011	H	L	55		57
Jan. 25, 2012	A	L	53		56
Feb. 25, 2012	H	L	71		77
Jan. 16, 2013	A	L	2OT 80		88



Series Scores

Feb. 13, 2013 H L 75 83
 +SEC Tournament Key to Abbreviation:
 OKC—Oklahoma City, Okla. ATL—Atlanta, Ga.

Series Notes

All Games at Auburn: Auburn leads 12-10
 All Games at Auburn Arena: Arkansas leads 3-0
 All Games at BEMC: Auburn leads 12-7
 Tony Barbee vs. Arkansas: 0-6
 All Games at Arkansas: Arkansas leads 19-3
 All Games at Bud Walton Arena: Arkansas leads 18-2
 Mike Anderson vs. Auburn: 4-0
 All Games at Neutral Sites: Series tied 1-1
 SEC Tournament Games: Arkansas leads 1-0
 Current Series Streak: 6 by Arkansas
 Longest Auburn Streak: 3 ('02-'03/'03-'04)
 Longest Arkansas Streak: 6 ('11-'13)

ARKANSAS-LITTLE ROCK (1-0)

Dec. 5, 1996 H W 75 63

ARKANSAS-PINE BLUFF (4-0)

Nov. 25, 1996 H W 89 56
 Nov. 21, 1999 H W 100 44
 Dec. 4, 2010 H W 76 72
 Nov. 28, 2011 H W 72 59

ARKANSAS STATE (0-1)

Dec. 7, 1979 COL OT LOT 62 69
 Key to Abbreviation: COL—Columbia, Mo.

ARMSTRONG STATE (3-0)

Dec. 6, 1980 H W 79 70
 Dec. 3, 1984 H W 80 47
 Dec. 1, 1986 H W 94 54

ATHENS COLLEGE (2-0)

Dec. 27, 1963 H W 83 51
 Dec. 4, 1971 H W 95 71

ATLANTA ATHLETIC CLUB (1-13)

Feb. 16, 1906 A W 28 17
 1909-10 A L 23 44
 1911-12 L 22 60
 Jan. 11, 1913 A L 30 62
 Jan. 10, 1914 A L 20 70
 Jan. 18, 1915 A L 29 43
 1914-15 A L 18 76
 1918-19 A L 23 40
 1918-19 L 26 36
 1919-20 A L 19 57
 1919-20 H L 24 44
 Jan. 15, 1921 A L 17 42
 Jan. 14, 1922 A L 12 42
 Jan. 12, 1924 L 22 31

AUGUST ATHLETIC ASSOCIATION (1-0)

Jan. 27, 1909 H W 37 9

AUGUST COLLEGE (1-0)

Dec. 18, 1986 H W 89 66

AUSTIN PEAY (4-0)

Dec. 18, 1979 BHAM W 65 61
 Dec. 20, 1980 A W 52 51
 Dec. 5, 1981 H W 67 56
 Dec. 11, 1986 H W 115 93
 Key to Abbreviation: BHAM—Birmingham, Ala.

BALL STATE (1-1)

Dec. 7, 1993 H W 92 87
 Dec. 3, 1994 A L 74 82

BAYLOR (2-4)

Dec. 27, 1948 OKC L 44 59
 Dec. 20, 1957 A L 53 62
 Dec. 6, 1958 H W 71 60
 Dec. 9, 1995 A W 83 64
 Dec. 14, 1996 H L 63 68
 Mar. 24, 2009 H* L 72 74
 Key to Abbreviation: * National Invitation Tournament
 OKC—Oklahoma City, Okla.

BELMONT (2-0)

Dec. 1, 1999 H W 65 56
 Dec. 30, 2004 H W 73 69

BESSEMER ATHLETIC CLUB (4-4)

Feb. 16, 1908 A W 34 13
 Jan. 16, 1909 H L 14 17
 1909-10 H W 26 18
 1909-10 A W 23 10
 1910-11 W 28 24
 1911-12 L 19 20
 Feb. 5, 1913 A L 9 31
 Jan. 30, 1914 A L 27 68

BETHUNE-COOKMAN (3-0)

Dec. 29, 1998 H W 99 46
 Nov. 25, 2008 H W 61 46
 Jan. 2, 2012 H W 67 41

BIRMINGHAM ATHLETIC CLUB (11-17-1)

Mar. 16, 1906 A T 14 14
 Feb. 16, 1907 A L 23 29
 1906-07 L 20 21
 Feb. 8, 1908 W 26 14
 Feb. 15, 1908 L 21 25
 1909-10 A L 31 33
 1909-10 H W 31 19
 1909-10 A W 26 19
 1910-11 L 19 53
 1911-12 L 26 35
 1911-12 L 9 27
 Feb. 6, 1913 A L 12 35
 Jan. 23, 1914 H L 19 42
 Jan. 20, 1918 L 19 27
 Feb. 12, 1919 L 22 38
 1919-20 H W 27 21
 1919-20 A W 25 20
 Feb. 12, 1921 A L 34 39
 Feb. 4, 1922 A W 29 19
 Feb. 18, 1922 H W 34 21
 1922-23 W 31 17
 1922-23 L 19 42
 Jan. 19, 1924 W 44 23
 Feb. 16, 1924 L OT 32 OT 36
 Feb. 14, 1925 L 25 35
 Jan. 23, 1926 A L 27 44
 Feb. 13, 1926 H W 39 32
 1928-29 H W 37 34
 1928-29 A L 20 38

BIRMINGHAM COLLEGE (2-0)

1917-18 W 27 24
 1917-18 W 19 11

BIRMINGHAM HIGH SCHOOL (2-2)

1909-10 H W 29 16
 1910-11 L 21 28
 1911-12 W 31 8
 Feb. 7, 1913 A L 24 34

BIRMINGHAM-SOUTHERN (22-4)

1925-26 A W 32 17
 Jan. 8, 1932 A W 41 23
 Jan. 20, 1933 A L 33 50
 Jan. 26, 1934 H L 22 39
 Jan. 26, 1935 H L 20 37
 Feb. 2, 1935 A L 40 46
 Jan. 24, 1936 A W 26 17
 Feb. 28, 1936 N W 41 22
 Jan. 30, 1937 A W 39 22
 Jan. 19, 1938 A W 49 39
 Feb. 18, 1938 A W 50 17
 Jan. 28, 1939 H W 52 35
 Feb. 11, 1939 H W 40 32
 Dec. 1, 1949 H W 79 49
 Jan. 4, 1950 A W 70 48
 Nov. 30, 1950 A W 57 56
 Dec. 6, 1950 H W 69 57
 Nov. 29, 1951 A W 65 59
 Dec. 15, 1951 H W 79 46
 Dec. 13, 1952 A W 87 61
 Jan. 6, 1953 H W 84 59

Dec. 1, 1953 H W 81 50
 Dec. 4, 1953 A W 93 66
 Dec. 4, 1954 H W 90 77
 Dec. 3, 1955 H W 81 64
 Nov. 26, 1985 H W 61 51

BIRMINGHAM YMCA (0-2)

1909-10 A L 12 23
 1910-11 L 27 30

BOSTON COLLEGE (1-1)

Dec. 23, 1985 ORL W 89 85
 Nov. 21, 2012 A L 49 50
 Key to Abbreviation: ORL—Orlando, Fla.

BRADLEY (2-0)

Mar. 17, 1988 ATL* W 90 86
 Dec. 16, 1999 MOB W 78 64
 Key to Abbreviation: *NCAA Tournament
 ATL—Atlanta, Ga. MOB—Mobile, Ala.

BRIGHAM YOUNG (1-0)

Nov. 23, 1998 H W 62 43

BUFFALO (1-0)

Dec. 27, 1969 BHAM W 84 61
 Key to Abbreviation: BHAM—Birmingham, Ala.

BUTLER (2-0)

Dec. 7, 1974 A W 74 71
 Dec. 1, 1975 H W 80 69

CAMPBELL (0-1)

Nov. 20, 2010 H L 54 61

CAMP BENNING (6-4)

Jan. 25, 1919 H W 68 9
 Jan. 17, 1921 A L 11 19
 Feb. 14, 1922 H L 17 30
 1922-23 W 24 19
 Jan. 16, 1924 W 42 18
 Jan. 13, 1925 H L 27 36
 Feb. 12, 1925 A W 38 36
 1928-29 H W 40 38
 1928-29 A L 37 43
 1930-31 W 54 13

CAL STATE-CHICO (1-0)

Dec. 21, 1981 H W 104 61

CAL STATE-FULLERTON (1-0)

Dec. 28, 1982 SLC W 69 60
 Key to Abbreviation: SLC—Salt Lake City, Utah

CENTENARY (1-0)

Dec. 21, 1992 H W 86 61

CENTRAL FLORIDA (4-1)

Dec. 22, 1985 A W 78 49
 Dec. 29, 1988 A W 95 68
 Nov. 14, 1997 A W 70 63
 Nov. 19, 1998 H W 77 42
 Nov. 20, 2009 DAY L 74 84
 Key to Abbreviation: DAY—Daytona Beach, FL

CENTRAL COLLEGE (0-1)

Jan. 31, 1921 A L 24 42

CHARLESTON SOUTHERN (3-0)

Dec. 30, 2006 H W 69 53
 Nov. 19, 2007 A1 W 89 59
 Dec. 29, 2009 H W 77 62
 A1—North Charleston (S.C.) Coliseum

CHARLOTTE YMCA (0-1)

1919-20 A L 30 36

THE CITADEL (1-1)

Dec. 1, 1966 A W 105 83
 Dec. 1, 1967 H L 70 73

CLEMSON (14-11)

1919-20 A W 60 12



Series Scores

Mar. 3, 1921	ATL+	W	45	25
Jan. 21, 1922	H	W	32	19
1922-23		L	19	24
Feb. 3, 1927	H	W	45	26
Feb. 4, 1927	H	W	45	23
Jan. 18, 1928	H	W	56	26
Jan. 19, 1928	H	W	30	23
Feb. 27, 1928	ATL+	W	27	26
Feb. 1, 1929	A	L	20	46
Jan. 10, 1930	H	L	31	39
Jan. 10, 1931	H	W	44	20
Jan. 26, 1931	A	L	33	37
1935-36	H	L	23	33
1935-36	H	L	18	31
Feb. 15, 1937		W	41	33
Feb. 16, 1937		W	33	26
Dec. 17, 1956	CHAR	W	89	64
Dec. 27, 1964	GRE	L	65	77
Dec. 21, 1968	BHAM	W	92	72
Dec. 4, 1969	A	W	61	60
Dec. 30, 1971	GRE	L	67	77
Nov. 30, 1973	A	L	72	87
Dec. 27, 1974	MIN	L	59	63
Mar. 18, 1993	*A*	L	72	84

*National Invitation Tour. +Southern Conference Tour.
 Key to Abbreviations: MIN—Minneapolis, Minn.
 ATL—Atlanta, Ga. BHAM—Birmingham, Ala.
 CHAR—Charlotte, N.C. GRE—Greenville, S.C.

COASTAL CAROLINA (1-0)

Dec. 17, 1995	H	W	82	66
---------------	---	---	----	----

COLLEGE OF CHARLESTON (3-0)

Nov. 17, 2003	H	W	66	62
Dec. 7, 2004	A	W	76	61
Nov. 16, 2012	A	W	55	51

COLORADO (0-1)

Nov. 29, 1996	HILO	L	OT 72	78
---------------	------	---	-------	----

Key to Abbreviation: HILO—Hilo, Hawaii

COLORADO STATE (2-2)

Dec. 28, 1948	OKC	L	41	46
Dec. 1, 2003	H	W	84	54
Nov. 30, 2004	H	W	OT 79	76
Nov. 28, 2005	A	L	67	77

Key to Abbreviation: OKC—Oklahoma City, Okla.

COLUMBIA (2-0)

Dec. 20, 1965	TAM	W	OT 76	75
Dec. 30, 1980	TOL	W	63	55

Key to Abbreviations:
 TAM—Tampa, Fla. TOL—Toledo, Ohio

COLUMBUS COLLEGE (2-0)

Nov. 28, 1983	H	W	58	54
Nov. 26, 1984	H	W	91	56

COLUMBUS YMCA (3-12)

Feb. 7, 1906	H	L	16	18
Feb. 14, 1907	H	W	OT 29	27
Feb. 26, 1907	A	W	16	11
1907-08		L	32	37
Mar. 2, 1908	H	L	19	33
Jan. 8, 1909	H	L	14	41
1909-10	A	L	8	44
1909-10	H	L	16	42
1910-11		L	33	45
1911-12		L	12	19
1912-13	H	L	13	77
Jan. 9, 1914	A	L	3	74
Feb. 14, 1914	H	L	11	41
Feb. 27, 1915	A	L	29	51
Jan. 8, 1924		W	36	19

CONNECTICUT (0-1)

Nov. 25, 1989	ANCH	L	81	95
---------------	------	---	----	----

Key to Abbreviation: ANCH—Anchorage, Alaska

COPPIN STATE (1-0)

Dec. 13, 1999	H	W	63	35
---------------	---	---	----	----

CREIGHTON (1-1)

Dec. 28, 1976	LOU	L	76	81
---------------	-----	---	----	----

Mar. 16, 2000	MINN*	W	72	69
---------------	-------	---	----	----

Key to Abbreviation: *NCAA Tournament
 LOU—Louisville, Ky. MINN—Minneapolis, Minn.

CUMBERLAND (0-1)

Jan. 23, 1913	H	L	19	35
---------------	---	---	----	----

DARTMOUTH (1-0)

Dec. 20, 1969	NASH	W	85	76
---------------	------	---	----	----

Key to Abbreviation: NASH—Nashville, Tenn.

DAVIDSON (1-0)

Dec. 28, 1951	CHAR	W	66	59
---------------	------	---	----	----

Key to Abbreviation: CHAR—Charlotte, N.C.

DAYTON (0-4)

Dec. 29, 1965	NO	L	71	85
Dec. 18, 1972	A	L	63	106
Nov. 28, 2008	HE	L	OT 59	606
Nov. 18, 2012	CHAS	L	63	73

Key to Abbreviation:
 NO—New-Orleans, La. HE—Hoffman Estates, Ill.
 CHAS - Charleston, S.C.

DELAWARE (2-0)

Dec. 22, 1984	CHAT	W	95	63
Dec. 20, 2004	CARO	W	74	46

Key to Abbreviation: CHAT—Chattanooga, Tenn.
 CARO—Carolina, Puerto Rico (San Juan Shootout)

DENVER (1-0)

Dec. 21, 2002	CAG	W	63	58
---------------	-----	---	----	----

Key to Abbreviation: CAG—Caguas, Puerto Rico

DEPAUL (0-1)

NOV. 30, 2012	H	L	76	80
---------------	---	---	----	----

DETROIT (1-0)

Dec. 9, 2000	BHAM	W	75	72
--------------	------	---	----	----

Key to Abbreviation: BHAM—Birmingham, Ala.

DUKE (0-3)

Dec. 30, 1963	NO	L	67	84
Dec. 26, 1975	A	L	74	85
Dec. 30, 1981	A	L	71	72

Key to Abbreviation: NO—New Orleans, La.

DUQUESNE (2-0)

Dec. 9, 1989	BHAM	W	79	74
Dec. 13, 1990	A	W	75	71

Key to Abbreviation: BHAM—Birmingham, Ala.

EAST TENNESSEE STATE (1-0)

Nov. 17, 2006	H	W	64	58
---------------	---	---	----	----

EASTERN ILLINOIS (1-0)

Dec. 7, 1972	H	W	82	75
--------------	---	---	----	----

EASTERN KENTUCKY (3-1)

Dec. 17, 1955	MONT	L	71	93
Dec. 19, 1983	H	W	1000	60
Dec. 15, 1986	A	W	97	82
Dec. 28, 1991	CHAT	W	1040	92

Key to Abbreviation:
 CHAT—Chattanooga, Tenn. MONT—Montgomery, Ala.

ECKERD (1-0)

Dec. 13, 1980	H	W	1066	66
---------------	---	---	------	----

FAIRLEIGH DICKINSON (1-0)

Dec. 4, 1976	H	W	86	59
--------------	---	---	----	----

FLORENCE STATE (3-0)

Dec. 27, 1958	H	W	1044	78
Dec. 1, 1959	H	W	95	69
Jan. 2, 1961	H	W	76	50

FLORIDA (87-73)

Jan. 15, 1927	H	W	51	34
Feb. 5, 1927	A	W	40	28
Jan. 13, 1928	A	W	39	23
Jan. 14, 1928	A	W	43	33
Feb. 21, 1928	H	W	50	28
Feb. 22, 1928	H	W	38	29

Jan. 25, 1929	A	L	34	44
Jan. 26, 1929	A	W	39	32
Feb. 18, 1929	H	L	29	46
Feb. 19, 1929	H	W	51	26
Jan. 22, 1932	A	W	43	26
Jan. 23, 1932	A	W	28	21
Feb. 17, 1933	H	W	32	30
Feb. 18, 1933	H	W	16	11
Feb. 17, 1934	A	L	21	39
Feb. 18, 1934	A	W	23	21
Feb. 8, 1935	H	L	25	35
Feb. 9, 1935	H	W	39	34
Feb. 21, 1936	A	W	32	16
Feb. 22, 1936	A	L	13	20
Feb. 12, 1937	H	W	35	34
Feb. 13, 1937	H	W	51	40
Feb. 25, 1938	A	L	34	43
Feb. 26, 1938	A	L	35	51
Feb. 24, 1939	H	W	40	38
Feb. 25, 1939	H	L	25	31
Feb. 23, 1940	H	L	37	42
Feb. 20, 1942	H	W	47	23
Feb. 21, 1942	H	W	38	36
Feb. 12, 1945	A	L	33	58
Feb. 13, 1945	A	W	42	40
Feb. 19, 1945	H	W	43	41
Feb. 20, 1945	H	L	48	62
Jan. 29, 1946	H	W	49	36
Jan. 30, 1946	H	W	51	40
Feb. 8, 1946	A	W	60	53
Feb. 9, 1946	A	L	34	53
Jan. 17, 1947	A	L	32	48
Jan. 18, 1947	A	L	28	39
Feb. 7, 1947	H	L	42	48
Feb. 8, 1947	H	W	36	30
Dec. 12, 1947	A	W	43	41
Dec. 13, 1947	A	L	39	47
Feb. 5, 1948	H	W	53	50
Feb. 6, 1948	H	L	37	39
Jan. 8, 1949	A	L	45	61
Feb. 17, 1949	H	W	44	43
Jan. 14, 1950	H	W	72	46
Feb. 20, 1950	A	L	41	43
Feb. 17, 1951	A	L	61	82
Feb. 23, 1951	H	W	OT 83	77
Jan. 3, 1952	A	L	63	64
Feb. 8, 1952	H	W	61	52
Feb. 4, 1953	H	L	62	66
Feb. 21, 1953	A	L	67	71
Jan. 29, 1954	A	W	83	76
Feb. 13, 1954	H	W	85	65
Jan. 29, 1955	H	W	91	69
Feb. 12, 1955	A	W	70	66
Jan. 2, 1956	H	W	89	77
Feb. 11, 1956	H	W	77	73
Jan. 28, 1957	H	W	76	61
Feb. 9, 1957	A	W	73	70
Jan. 11, 1958	A	L	66	90
Feb. 10, 1958	H	W	76	69
Jan. 10, 1959	A	W	63	54
Feb. 9, 1959	H	W	93	71
Jan. 9, 1960	A	W	73	69
Feb. 8, 1960	H	W	89	51
Jan. 13, 1961	A	L	53	58
Feb. 13, 1961	H	L	60	78
Jan. 13, 1962	A	L	40	43
Feb. 12, 1962	H	W	64	60
Jan. 12, 1963	A	W	81	56
Feb. 11, 1963	H	W	88	59
Jan. 11, 1964	A	L	46	63
Feb. 10, 1964	H	W	79	58
Jan. 9, 1965	H	W	74	63
Feb. 7, 1965	A	W	83	79
Jan. 24, 1966	H	L	64	68
Feb. 9, 1966	A	W	86	66
Jan. 30, 1967	H	W	87	61
Feb. 18, 1967	A	L	59	79
Jan. 29, 1968	A	L	60	65
Feb. 17, 1968	H	W	73	65
Jan. 4, 1969	A	L	59	68
Feb. 8, 1969	H	W	OT 81	80
Jan. 3, 1970	H	W	91	75
Feb. 7, 1970	A	L	68	70



Series Scores

Jan. 2, 1971	A	L	60	66
Feb. 6, 1971	H	W	85	70
Jan. 8, 1972	H	W	79	74
Feb. 12, 1972	A	W	1033	1000
Jan. 6, 1973	A	L	55	65
Feb. 10, 1973	H	L	OT 74	OT 76
Jan. 14, 1974	H	L	81	92
Feb. 16, 1974	A	L	77	85
Jan. 13, 1975	A	W	84	68
Feb. 15, 1975	H	W	76	75
Jan. 31, 1976	A	W	92	86
Feb. 28, 1976	H	W	89	80
Jan. 22, 1977	H	L	73	77
Feb. 19, 1977	A	L	68	79
Jan. 14, 1978	A	W	81	72
Feb. 11, 1978	H	W	92	84
Jan. 6, 1979	H	W	91	86
Feb. 3, 1979	A	W	OT 93	OT 92
Jan. 5, 1980	H	W	82	62
Feb. 2, 1980	A	L	60	70
Jan. 10, 1981	A	L	59	63
Feb. 7, 1981	H	L	50	55
Mar. 4, 1981	BHAM*	L	OT 48	OT 50
Jan. 9, 1982	H	W	80	60
Feb. 6, 1982	A	L	66	69
Jan. 8, 1983	A	L	75	92
Feb. 5, 1983	H	W	62	54
Jan. 7, 1984	H	W	82	66
Feb. 5, 1984	A	W	67	65
Jan. 5, 1985	H	W	80	74
Feb. 6, 1985	A	W	OT 81	OT 78
Mar. 8, 1985	BHAM*	W	43	42
Jan. 4, 1986	A	L	59	62
Feb. 6, 1986	H	W	67	65
Jan. 31, 1987	H	W	81	68
Feb. 9, 1987	A	W	84	70
Jan. 6, 1988	H	W	72	67
Feb. 6, 1988	A	W	58	57
Jan. 14, 1989	H	L	75	79
Feb. 15, 1989	A	L	79	90
Jan. 13, 1990	A	L	62	84
Feb. 14, 1990	H	W	75	55
Jan. 5, 1991	A	L	82	84
Feb. 6, 1991	H	L	OT 84	OT 87
Jan. 19, 1992	A	L	81	92
Jan. 6, 1993	H	L	73	76
Feb. 2, 1994	A	L	67	68
Jan. 25, 1995	H	W	77	71
Feb. 10, 1996	A	W	73	70
Jan. 11, 1997	H	W	79	65
Feb. 11, 1998	A	L	64	81
Mar. 5, 1998	ATL*	L	64	68
Jan. 16, 1999	H	W	88	69
Feb. 27, 2000	A	L	59	88
Mar. 10, 2000	ATL*	W	78	70
Jan. 24, 2001	H	L	63	65
Feb. 20, 2002	A	L	61	89
Mar. 7, 2002	ATL*	L	63	81
Mar. 1, 2003	H	L	70	73
Jan. 24, 2004	A	L	52	68
Jan. 12, 2005	H	L	OT 78	OT 84
Jan. 14, 2006	A	L	57	69
Jan. 27, 2007	H	L	66	91
Jan. 12, 2008	A	L	56	72
Jan. 14, 2009	H	L	65	68
Mar. 13, 2009	TAM*	W	61	58
Feb. 18, 2010	A	L	70	78
Mar. 11, 2010	NASH*	L	69	78
Jan. 20, 2011	H	L	40	45
Feb. 21, 2012	A	L	47	63
Feb. 16, 2013	H	L	52	83

Key to Abbreviation: * SEC Tournament
 BHAM—Birmingham, Ala. ATL—Atlanta, Ga
 NASH—Nashville, TN.

Series Notes

All Games at Auburn: Auburn leads 54-24
 All Games at Auburn Arena: Series tied 1-1
 All Games at BEAC: Auburn leads 20-12
 Tony Barbee vs. Florida: 0-3
 All Games at Florida: Florida leads 45-30
 All Games at O'Connell Center: Florida leads 17-5
 Billy Donovan vs. Auburn: 18-3
 All Games at Neutral Sites: Florida leads 4-3

SEC Tournament Games: Florida leads 3-3
 Current Series Streak: 5 by Florida
 Longest Auburn Streak: 8 ('53-'54/'56-'57)
 Longest Florida Streak: 10 (2000-01/2008-09)

FLORIDA A&M (7-0)

Dec. 29, 1994	A	W	83	70
Dec. 30, 1995	A	W	84	54
Dec. 28, 1996	A	W	95	57
Dec. 6, 1997	H	W	79	69
Nov. 16, 1998	H	W	94	47
Nov. 17, 2000	H	W	87	52
Dec. 19, 2011	H	W	76	69

FLORIDA ATLANTIC (1-0)

Feb. 5, 1994	H	W	91	78
--------------	---	---	----	----

FLORIDA INTERNATIONAL (2-0)

Dec. 18, 1982	H	W	1155	77
Nov. 30, 2001	H	W	67	55

FLORIDA STATE (23-8)

Dec. 17, 1958	H	W	95	74
Dec. 29, 1958	A	W	69	62
Dec. 12, 1959	H	W	62	58
Dec. 28, 1959	A	W	76	63
Dec. 10, 1960	H	W	74	57
Jan. 17, 1961	COL	W	74	67
Dec. 9, 1961	H	L	52	56
Nov. 25, 1961	A	W	62	57
Dec. 8, 1962	H	W	65	47
Dec. 21, 1962	A	W	OT 77	OT 70
Dec. 7, 1963	A	L	67	69
Jan. 28, 1964	H	W	63	59
Dec. 5, 1964	H	W	92	68
Jan. 25, 1965	A	L	55	58
Dec. 21, 1965	TAM	W	59	58
Dec. 27, 1965	PENSA	W	80	64
Dec. 27, 1966	MOB	W	67	59
Dec. 4, 1978	H	L	70	71
Feb. 4, 1980	A	L	69	73
Dec. 17, 1980	BHAM	W	78	74
Dec. 19, 1981	A	W	77	76
Dec. 1, 1982	H	W	78	68
Dec. 5, 1983	A	W	76	69
Dec. 3, 1989	A	L	78	82
Dec. 15, 1990	H	W	99	96
Dec. 6, 1998	A	W	80	68
Dec. 5, 1999	H	W	55	54
Dec. 17, 2009	A	L	72	76
Jan. 3, 2011	H	W	65	60
Jan. 4, 2012	A	L	56	85
Jan. 2, 2013	H	W	78	72

Key to Abbreviations:

BHAM—Birmingham, Ala. COL—Columbus, Ga.
 MOB—Mobile, Ala. MONT—Montgomery, Ala.
 TAM—Tampa, Fla. PENSA—Pensacola, Fla.

FORDHAM (1-0)

Dec. 30, 1993	TUCS	W	81	60
---------------	------	---	----	----

Key to Abbreviation: TUCS—Tucson, Ariz.

FURMAN (4-1)

1922-23	L	22	43	
Dec. 29, 1964	A	W	1077	86
Dec. 29, 1971	A	W	1033	78
Nov. 22, 2004	H	W	85	74
DEC. 15, 2012	H	W	64	50

GARDNER-WEBB (1-0)

Nov. 25, 2005	H	W	70	43
---------------	---	---	----	----

GEORGETOWN-KY. (1-0)

Feb. 9, 1928	H	W	41	25
--------------	---	---	----	----

GEORGE WASHINGTON (2-1)

Dec. 8, 1979	COL	L	60	71
Dec. 2, 2007	DC	W	74	70
Nov. 22, 2008	H	W	83	71

Key: COL—Columbia, Mo. DC—Washington, D.C.

GEORGIA (88-90)

1907-08	COL	W	34	20
---------	-----	---	----	----

1908-09	A	L	37	48
1909-10	A	L	35	40
1909-10	H	W	56	21
1910-11	A	L	24	26
1911-12	A	L	19	40
Jan. 10, 1913	A	L	12	92
Mar. 1, 1913	H	L	21	67
Jan. 16, 1914	A	L	16	80
Feb. 28, 1914	H	L	15	46
Feb. 7, 1916	A	L	14	81
Feb. 8, 1916	H	L	18	45
Jan. 19, 1917	A	L	18	90
Jan. 14, 1919	A	W	25	20
Jan. 29, 1919	H	W	35	22
1919-20	A	L	16	31
1919-20	H	W	31	29
Jan. 12, 1921	H	L	22	31
Feb. 5, 1921	A	L	23	29
Mar. 4, 1921	ATL+	L	24	32
1921-22	A	L	15	39
1921-22	H	L	17	31
1922-23	A	L	29	35
1922-23	H	W	45	16
Jan. 30, 1924	H	L	17	32
Feb. 5, 1924	A	L	18	33
Feb. 10, 1925	A	L	17	40
Feb. 17, 1925	H	L	21	37
Feb. 4, 1926	A	L	28	49
Feb. 3, 1928	H	W	28	25
Feb. 2, 1929	A	L	31	39
Mar. 1, 1929	ATL+	L	24	42
Jan. 29, 1930	H	L	35	43
Jan. 23, 1931	A	L	27	30
Feb. 28, 1931	N+	L	27	31
Feb. 15, 1932	H	W	26	24
Feb. 11, 1933	A	L	21	22
Feb. 10, 1934	H	W	30	21
Feb. 5, 1935	A	L	29	33
Feb. 15, 1936	H	W	33	26
Feb. 29, 1936	N*	W	43	26
1936-37	A	L	19	21
Feb. 12, 1938	H	W	34	27
Feb. 4, 1939	A	L	21	43
Feb. 10, 1939	H	W	34	29
Feb. 3, 1940	H	L	28	32
Feb. 9, 1940	H	L	47	48
Feb. 28, 1940	KNOX*	L	41	48
Feb. 8, 1941	H	W	43	39
Feb. 26, 1941	A	L	31	36
Feb. 6, 1942	A	W	32	28
Feb. 13, 1942	H	W	53	41
Feb. 5, 1943	H	W	47	32
Feb. 13, 1943	A	L	31	51
Jan. 18, 1945	A	L	50	59
Feb. 3, 1945	H	L	43	59
1945-46	A	L	37	38
Jan. 21, 1946	H	W	40	37
Jan. 25, 1947	H	L	40	44
1946-47	A	L	45	60
Jan. 16, 1948	H	W	52	41
Feb. 21, 1948	A	L	36	74
Jan. 14, 1949	A	L	52	55
1948-49	H	W	53	47
Feb. 9, 1950	H	W	67	54
Feb. 25, 1950	A	W	55	46
Jan. 13, 1951	H	W	OT 69	OT 68
Jan. 27, 1951	A	W	61	49
Dec. 8, 1951	A	W	62	48
Jan. 26, 1952	H	W	65	51
Dec. 19, 1952	BHAM	W	71	49
Jan. 9, 1953	A	W	64	59
Jan. 21, 1953	H	W	78	69
Dec. 18, 1953	BHAM	W	75	73
Jan. 23, 1954	A	W	81	66
Feb. 15, 1954	H	W	80	61
Jan. 22, 1955	A	L	83	88
Jan. 31, 1955	H	W	78	76
Jan. 21, 1956	A	W	60	59
Feb. 13, 1956	H	W	96	80
Jan. 12, 1957	A	L	72	75
Jan. 26, 1957	H	W	73	66
Jan. 25, 1958	COL	W	90	62
Feb. 8, 1958	H	W	75	73



Series Scores

Jan. 24, 1959	A	W	81	61
Feb. 7, 1959	H	W	95	69
Jan. 23, 1960	A	L	59	68
Feb. 6, 1960	H	W	72	45
Jan. 21, 1961	COL	W	78	68
Feb. 11, 1961	H	W	73	69
Jan. 27, 1962	COL	W	83	47
Feb. 10, 1962	H	W	74	49
Jan. 26, 1963	A	W	78	62
Feb. 9, 1963	H	W	OT 70	OT 67
Jan. 25, 1964	A	W	85	77
Feb. 8, 1964	H	L	67	71
Jan. 23, 1965	H	W	95	65
Feb. 6, 1965	A	L	60	62
Feb. 16, 1966	A	L	74	83
Feb. 23, 1966	H	W	74	63
Jan. 28, 1967	H	W	73	64
Feb. 1, 1967	A	W	62	49
Jan. 27, 1968	A	L	74	76
Jan. 31, 1968	H	W	62	56
Jan. 6, 1969	A	L	69	74
Jan. 20, 1969	H	L	84	85
Jan. 5, 1970	H	L	64	68
Jan. 19, 1970	A	L	67	71
Jan. 4, 1971	A	W	79	58
Jan. 18, 1971	H	L	76	77
Jan. 10, 1972	H	W	99	93
Jan. 24, 1972	A	L	72	79
Jan. 8, 1973	A	L	OT 72	OT 84
Jan. 22, 1973	H	L	64	68
Jan. 28, 1974	A	L	82	85
Mar. 2, 1974	H	W	97	84
Jan. 27, 1975	H	W	65	64
Mar. 1, 1975	A	L	OT 90	OT 93
Jan. 17, 1976	A	W	94	70
Feb. 14, 1976	H	W	88	79
Jan. 10, 1977	A	W	95	71
Feb. 7, 1977	H	W	83	74
Jan. 2, 1978	A	W	76	69
Mar. 4, 1978	H	W	81	80
Jan. 11, 1979	A	W	84	77
Feb. 22, 1979	H	W	73	68
Mar. 1, 1979	BHAM*	W	40T 95	40T 91
Jan. 19, 1980	H	W	58	53
Feb. 16, 1980	A	W	OT 69	OT 65
Feb. 27, 1980	BHAM*	W	79	71
Jan. 24, 1981	A	L	63	67
Feb. 21, 1981	H	L	65	76
Jan. 23, 1982	H	W	82	74
Feb. 20, 1982	A	L	56	57
Jan. 22, 1983	H	W	66	64
Feb. 19, 1983	A	L	60	67
Jan. 22, 1984	A	L	86	90
Feb. 18, 1984	H	W	81	63
Jan. 19, 1985	A	L	80	97
Feb. 21, 1985	H	L	84	86
Jan. 18, 1986	H	W	84	69
Feb. 19, 1986	A	W	OT 87	OT 86
Jan. 7, 1987	H	W	OT 62	OT 58
Feb. 7, 1987	A	L	71	75
Jan. 13, 1988	A	L	68	87
Feb. 13, 1988	H	W	64	57
Mar. 11, 1988	BR*	L	60	65
Feb. 2, 1989	H	L	62	75
Mar. 4, 1989	A	L	76	80
Jan. 31, 1990	A	L	75	88
Mar. 3, 1990	H	L	79	94
Jan. 23, 1991	A	W	20T 59	20T 58
Feb. 23, 1991	H	L	77	86
Feb. 1, 1992	H	W	89	84
Feb. 6, 1993	A	L	69	96
Jan. 5, 1994	H	L	OT 80	OT 83
Jan. 21, 1995	A	L	77	83
Jan. 13, 1996	H	W	89	86
Jan. 25, 1997	A	L	48	53
Jan. 3, 1998	H	W	73	62
Jan. 30, 1999	A	W	85	74
Jan. 8, 2000	H	W	67	52
Jan. 10, 2001	A	L	OT 80	OT 85
Feb. 9, 2002	H	W	75	72
Jan. 25, 2003	A	L	79	85
Feb. 7, 2004	H	W	57	54
Mar. 11, 2004	ATL*	L	59	73

Feb. 19, 2005	A	L	45	57
Jan. 28, 2006	H	W	66	65
Feb. 17, 2007	A	L	79	86
Mar. 8, 2007	ATL*	L	65	80
Mar. 5, 2008	H	L	54	59
Feb. 18, 2009	A	W	71	59
Feb. 10, 2010	H	W	82	63
Feb. 5, 2011	A	L	OT 72	81
Mar. 10, 2011	ATL*	L	51	69
Feb. 1, 2012	H	W	59	51
Jan. 30, 2013	A	L	49	57

*SEC Tournament +Southern Conference Tournament
 Key to Abbreviations: KNOX—Knoxville, Tenn.
 ATL—Atlanta, Ga. BHAM—Birmingham, Ala.
 BR—Baton Rouge, La. COL—Columbus, Ga.

Series Notes
 All Games at Auburn: Auburn leads 57-22
 All Games at Auburn Arena: Auburn leads 1-0
 All Games at BEMC: Auburn leads 22-11
 Tony Barbee vs. Georgia: 1-3
 All Games at Georgia: Georgia leads 60-22
 All Games at Stegeman Coliseum: Georgia leads 26-11
 Mark Fox vs. Auburn: 3-2
 All Games at Neutral Sites: Auburn leads 9-8
 SEC Tournament Games: Georgia leads 5-3
 Current Series Streak: 1 by Georgia
 Longest Auburn Streak: 13 ('48-'49/'53-'54)
 Longest Georgia Streak: 9 ('10-'11/'16-'17)

GEORGIA SOUTHERN (6-0)

Dec. 21, 1964	H	W	80	64
Dec. 2, 1994	MUN	W	77	45
Dec. 19, 2000	H	W	93	79
Jan. 2, 2010	H	W	95	75
Dec. 29, 2010	H	W	OT 88	84
Dec. 30, 2011	H	W	78	75

MUN—Muncie, Ind. (Cardinal Varsity Club Classic)

GEORGIA STATE (5-1)

Nov. 29, 1988	H	W	74	70
Feb. 5, 1990	A	W	79	66
Nov. 26, 1990	H	W	83	65
Dec. 7, 1996	H	W	66	48
Nov. 26, 2002	H	W	100	71
Dec. 22, 2003	H	L	72	77

GEORGIA TECH (53-61)

Feb. 17, 1906	A	W	26	6
Feb. 4, 1909	A	W	24	8
Feb. 12, 1913	A	W	36	27
Feb. 22, 1913	H	W	23	19
Feb. 20, 1914	A	L	12	50
Feb. 23, 1914	H	L	6	21
Jan. 22, 1920	A	W	29	24
Mar. 9, 1920	H	W	26	17
Jan. 22, 1921	A	W	30	28
Jan. 28, 1922	A	L	17	35
Feb. 11, 1922	H	W	29	26
Jan. 12, 1923	A	L	17	35
Feb. 23, 1923	H	W	29	26
Jan. 11, 1924	A	L	24	39
Feb. 9, 1924	H	L	18	33
Feb. 29, 1924	ATL*	W	35	29
Jan. 17, 1925	H	L	21	28
Feb. 7, 1925	A	W	15	14
Jan. 9, 1926	H	W	32	28
Feb. 19, 1926	A	L	18	28
Jan. 5, 1927	A	L	OT 20	22
Feb. 12, 1927	H	W	42	24
Jan. 7, 1928	H	W	56	29
Feb. 28, 1928	A	W	30	29
Feb. 6, 1929	A	L	25	42
Feb. 16, 1929	H	L	41	46
Feb. 18, 1930	H	L	34	47
Feb. 19, 1930	A	L	29	40
Jan. 28, 1931	H	L	33	37
Feb. 24, 1931	A	L	22	47
Jan. 12, 1932	H	W	25	22
Feb. 13, 1932	A	L	28	36
Feb. 15, 1933	H	L	20	29
Feb. 20, 1933	A	L	18	29
Jan. 11, 1934	H	L	26	28
Feb. 14, 1934	A	L	20	24

Feb. 6, 1935	A	L	24	25
Feb. 13, 1935	H	L	19	34
Feb. 4, 1936	H	W	31	28
Feb. 19, 1936	A	L	22	46
Feb. 11, 1937	A	L	28	42
Feb. 27, 1937	H	L	33	35
Jan. 28, 1938	A	L		
Feb. 14, 1938	A	L	42	43
Feb. 28, 1938	A	L	32	54
Feb. 22, 1939	H	W	38	24
Feb. 27, 1939	A	W	49	33
Feb. 6, 1940	A	L	31	53
Feb. 21, 1940	H	W	OT 39	OT 38
Feb. 1, 1941	A	L	39	48
Feb. 5, 1941	H	W	51	45
Jan. 31, 1942	A	L	42	48
Feb. 3, 1942	H	W	43	38
Jan. 22, 1943	H	L	32	59
Jan. 30, 1943	A	L	21	53
Jan. 20, 1945	H	L	41	74
Feb. 17, 1945	A	L	39	53
Jan. 4, 1946	A	L	22	45
Jan. 16, 1946	H	L	26	53
Jan. 15, 1947	H	L	42	55
Jan. 29, 1947	A	L	49	65
Jan. 30, 1948	H	W	38	31
Feb. 25, 1948	A	L	43	50
Jan. 11, 1949	H	W	41	33
Feb. 23, 1949	A	L	57	66
Jan. 10, 1950	A	L	49	65
Feb. 22, 1950	H	L	53	61
Jan. 31, 1951	A	L	44	64
Feb. 14, 1951	H	W	75	63
Dec. 29, 1951	CHAR	L	62	79
Jan. 9, 1952	A	L	54	56
Feb. 13, 1952	H	L	50	58
Dec. 10, 1952	H	W	71	61
Jan. 14, 1953	A	L	61	79
Dec. 12, 1953	MONT	W	83	56
Jan. 20, 1954	H	W	80	56
Feb. 8, 1954	A	W	59	53
Jan. 26, 1955	H	L	70	73
Feb. 7, 1955	A	L	67	75
Feb. 7, 1956	H	W	OT 77	OT 74
Jan. 22, 1957	H	L	74	81
Feb. 4, 1957	A	L	OT 67	OT 76
Jan. 22, 1958	A	W	80	72
Feb. 3, 1958	H	W	99	78
Jan. 21, 1959	H	W	66	55
Feb. 3, 1959	A	W	51	40
Jan. 19, 1960	A	W	66	59
Feb. 2, 1960	H	W	48	45
Jan. 24, 1961	H	L	OT 43	OT 48
Feb. 7, 1961	A	W	38	36
Jan. 23, 1962	A	W	52	40
Feb. 5, 1962	H	W	48	39
Jan. 22, 1963	A	L	64	69
Feb. 3, 1964	H	L	57	62
Dec. 1, 1964	A	W	60	52
Feb. 26, 1965	H	L	54	59
Dec. 18, 1965	A	W	79	74
Feb. 19, 1966	H	W	90	73
Dec. 21, 1966	A	L	OT 76	OT 78
Dec. 16, 1967	A	W	63	52
Feb. 24, 1969	H	W	87	85
Jan. 17, 1970	A	L	74	86
Dec. 19, 1970	A	L	76	87
Jan. 14, 1971	A	L	81	90
Dec. 11, 1971	A	W	76	62
Feb. 15, 1972	H	W	91	77
Nov. 25, 1972	A	L	83	90
Feb. 26, 1973	H	W	79	69
Dec. 13, 1973	A	W	88	86
Feb. 27, 1974	H	W	92	70
Jan. 15, 1975	A	W	87	75
Feb. 11, 1976	H	W	72	51
Feb. 1, 1978	A	W	77	72
Dec. 21, 1978	BHAM	W	60	57
Dec. 30, 1987	A	L	72	83

Key to Abbreviations: *Southern Conference Tournament
 BHAM—Birmingham, Ala. MONT—Montgomery, Ala.
 CHAR—Charlotte, N.C.



Series Scores

GEORGIA SOUTHWESTERN (1-0)				
Nov. 30, 2010	H	W	78	50
GRAMBLING STATE (5-0)				
Dec. 14, 1987	H	W	98	59
Dec. 5, 2000	H	W	104	60
Nov. 29, 2003	HUNTS	W	105	56
Dec. 31, 2010	H	W	63	45
DEC. 11, 2012	H	W	92	42
Key to Abbreviations: HUNTS—Huntsville, Ala.				
GUNTER FIELD (1-1)				
1944-45		L	40	44
1944-45		W	52	39
HAWAII (2-0)				
Nov. 29, 1998	A*	W	84	57
Dec. 22, 2011	A#	W	65	62
* United Airlines Tip-Off Classic (Honolulu, Hawaii) #Hawaiian Airlines Diamond Head Classic (Honolulu, HI)				
HAWAII-HILO (1-0)				
Nov. 30, 1996	A	W	OT 98	92
HIGH POINT (2-0)				
Nov. 16, 2001	H	W	63	59
Nov. 25, 2009	H	W	75	54
HOUSTON (1-6)				
Dec. 23, 1961	A	L	49	54
Dec. 29, 1962	NO	W	OT 71	OT 69
Dec. 15, 1964	A	L	48	50
Dec. 30, 1965	NO	L	76	89
Dec. 21, 1970	A	L	76	79
Dec. 1, 1977	H	L	87	88
Dec. 8, 1982	A	L	65	77
Key to Abbreviation: NO—New Orleans, La.				
HUNTINGDON (1-0)				
Dec. 3, 1960	H	W	66	44
ILLINOIS (0-2)				
Dec. 12, 1987	A	L	OT 103	OT 107
Dec. 29, 2012	CHI	L	79	81
Key to Abbreviation: CHI—Chicago, Ill. (United Center)				
ILLINOIS WESLEYAN (1-0)				
1947-48		W	44	42
INDIANA (0-1)				
Mar. 14, 1987	INDY*	L	90	107
*NCAA Tournament Key to Abbreviation: INDY—Indianapolis, Ind.				
IPFW (1-0)				
Nov. 9, 2012	H	W	61	50
IUPUI (1-0)				
Nov. 21, 2009	DAY	W	80	65
Key to Abbreviation: Day-Daytona Beach, Fla.				
IONA (1-1)				
Dec. 17, 1977	A	L	82	1055
Dec. 9, 1978	H	W	74	66
IOWA STATE (1-1)				
Dec. 28, 1986	ELP	W	89	87
Mar. 18, 2000	MINN*	L	60	79
Key to Abbreviation: *NCAA Tournament ELP—El Paso, Texas MINN—Minneapolis, Minn.				
JACKSON STATE (1-0)				
Dec. 17, 1988	H	W	74	51
JACKSONVILLE (3-2)				
Dec. 11, 1965	H	W	77	69
Dec. 1, 1973	CLEM	L	78	90
Nov. 26, 1976	BHAM	W	92	67
Feb. 21, 1977	A	W	80	66
Nov. 27, 2010	H	L	55	69
Key to Abbreviations: BHAM—Birmingham, Ala. CLEM—Clemson, S.C.				

JACKSONVILLE NAVY (0-2)				
Feb. 9, 1945	A	L	43	80
Feb. 10, 1945	A	L	23	51
JACKSONVILLE STATE (12-0)				
Dec. 11, 1954	H	W	78	67
Jan. 28, 1956	H	W	73	64
Dec. 4, 1956	H	W	72	65
Dec. 3, 1957	H	W	89	50
Dec. 2, 1958	H	W	1111	54
Dec. 4, 1961	H	W	73	37
Dec. 11, 1965	H	W	78	50
Nov. 30, 1995	H	W	91	74
Dec. 16, 1997	H	W	89	61
Nov. 19, 2000	H	W	91	51
Nov. 18, 2001	H	W	75	53
Dec. 31, 2005	H	W	87	83
JAMES MADISON (2-1)				
Feb. 12, 1992	H	W	87	71
Dec. 5, 1992	A	L	80	89
Nov. 25, 1995	SANJ	W	82	71
Key to Abbreviations: SANJ—San Juan, P.R.				
KANSAS (1-0)				
Mar. 16, 1985	SB*	W	66	64
*NCAA Tournament Key to Abbreviation: SB—South Bend, Ind.				
KANSAS STATE (0-1)				
Dec. 30, 1994	TAL	L	75	78
Key to Abbreviation: TAL—Tallahassee, Fla.				
KENNESAW STATE (2-0)				
Nov. 13, 2007	H	W	74	62
Nov. 14, 2011	H	W	68	55
KENTUCKY (17-88)				
Jan. 29, 1921	A	L	25	40
Feb. 8, 1926	A	L	26	35
Feb. 28, 1942	LOU*	L	31	40
Feb. 28, 1946	LOU*	L	24	69
Feb. 28, 1947	LOU*	L	18	84
Mar. 4, 1949	LOU*	L	39	70
Jan. 5, 1951	A	L	35	79
Mar. 2, 1951	LOU*	L	54	84
Jan. 30, 1952	H	L	48	88
Feb. 27, 1954	MONT	L	79	1099
Feb. 26, 1955	A	L	59	93
Feb. 4, 1956	MONT	L	81	82
Feb. 25, 1957	A	L	85	1033
Feb. 24, 1958	BHAM	W	64	63
Feb. 21, 1959	A	L	56	75
Feb. 20, 1960	H	W	61	60
Feb. 27, 1961	A	L	51	77
Feb. 26, 1962	H	L	60	63
Feb. 23, 1963	A	L	59	78
Feb. 22, 1964	MONT	L	79	99
Jan. 18, 1965	A	L	67	73
Feb. 20, 1965	H	W	88	69
Jan. 29, 1966	A	L	78	1155
Feb. 12, 1966	H	L	64	77
Jan. 21, 1967	A	L	58	60
Feb. 27, 1967	H	W	60	49
Jan. 20, 1968	H	W	74	73
Feb. 26, 1968	A	L	57	89
Feb. 3, 1969	A	L	93	1055
Mar. 3, 1969	H	L	86	90
Feb. 2, 1970	H	L	83	84
Mar. 2, 1970	A	L	81	1022
Feb. 1, 1971	A	L	76	1144
Mar. 1, 1971	H	L	83	1022
Feb. 7, 1972	H	L	72	78
Mar. 6, 1972	A	L	67	1022
Feb. 5, 1973	A	L	57	88
Mar. 3, 1973	H	L	79	91
Jan. 12, 1974	A	L	58	79
Feb. 11, 1974	H	W	OT 99	OT 97
Jan. 11, 1975	H	W	90	85
Feb. 10, 1975	A	L	76	1199
Jan. 26, 1976	H	W	OT 91	OT 84
Feb. 23, 1976	A	L	82	93
Jan. 15, 1977	H	L	68	75

Feb. 12, 1977	A	L	82	89
Jan. 9, 1978	H	L	77	1011
Feb. 6, 1978	A	L	81	1044
Jan. 25, 1979	H	L	OT 83	OT 86
Jan. 29, 1979	A	L	59	66
Jan. 2, 1980	A	L	65	67
Jan. 30, 1980	H	L	62	64
Feb. 28, 1980	BHAM*	L	61	69
Jan. 7, 1981	H	L	66	79
Feb. 4, 1981	A	L	74	1022
Jan. 6, 1982	A	L	71	83
Feb. 3, 1982	H	W	OT 83	OT 81
Mar. 4, 1982	*A*	L	66	89
Jan. 15, 1983	A	W	75	67
Feb. 12, 1983	H	L	69	71
Jan. 13, 1984	H	W	82	63
Feb. 11, 1984	A	L	64	84
Mar. 10, 1984	NASH*	L	49	51
Jan. 2, 1985	A	L	61	68
Feb. 2, 1985	H	L	OT 47	OT 49
Jan. 6, 1986	H	W	60	56
Jan. 31, 1986	A	L	71	81
Jan. 3, 1987	H	L	60	63
Feb. 4, 1987	A	L	71	75
Mar. 6, 1987	ATL*	W	79	72
Jan. 9, 1988	A	W	53	52
Feb. 10, 1988	H	L	62	69
Jan. 25, 1989	A	L	76	86
Feb. 20, 1989	H	W	77	75
Jan. 24, 1990	H	W	74	70
Feb. 24, 1990	A	L	95	98
Jan. 29, 1991	H	L	81	89
Mar. 2, 1991	A	L	93	1144
Feb. 8, 1992	H	L	67	85
Feb. 27, 1993	A	L	78	80
Jan. 30, 1994	H	L	74	91
Jan. 4, 1995	A	L	64	98
Mar. 10, 1995	ATL*	L	81	93
Feb. 27, 1996	H	L	73	88
Jan. 18, 1997	A	L	53	77
Mar. 7, 1997	MEM*	L	50	92
Feb. 25, 1998	H	L	58	83
Jan. 20, 1999	A	L	62	72
Mar. 6, 1999	ATL*	L	57	69
Jan. 11, 2000	H	W	66	63
Feb. 28, 2001	A	L	78	90
Jan. 22, 2002	H	L	62	69
Jan. 22, 2003	A	L	51	67
Mar. 15, 2003	NO*	L	58	78
Feb. 21, 2004	H	L	59	68
Feb. 23, 2005	A	L	73	81
Jan. 24, 2006	H	L	62	71
Jan. 10, 2007	A	L	57	84
Feb. 6, 2008	H	L	63	66
Jan. 21, 2009	A	L	64	73
Jan. 16, 2010	H	L	67	72
Jan. 11, 2011	A	L	54	78
Jan. 11, 2012	H	L	53	68
Jan. 19, 2013	H	L	53	75
Feb. 9, 2013	A	L	62	72
*SEC Tournament Key to Abbreviations: NO—New Orleans, La. ATL—Atlanta, Ga. BHAM—Birmingham, Ala. LOU—Louisville, Ky. MONT—Montgomery, Ala. NASH—Nashville, Tenn. MEM—Memphis, Tenn.				
Series Notes All Games at Auburn: Kentucky leads 29-13 All Games at Auburn Arena: Kentucky leads 2-0 All Games at BEMC: Kentucky leads 24-9 Tony Barbee vs. Kentucky: 0-4 All Games at Kentucky: Kentucky leads 45-2 All Games at Rupp Arena: Kentucky leads 25-2 John Calipari vs. Auburn: 5-0 All Games at Neutral Sites: Kentucky leads 14-2 SEC Tournament Games: Kentucky leads 12-1 Current Series Streak: 15 by Kentucky Longest Auburn Streak: 2 ('66-'67/'67-'68, '73-'74/'74-'75 and '86-'87/'87-'88) Longest Kentucky Streak: 15 ('01-'13)				
KENTUCKY WESLEYAN (1-0)				
Dec. 6, 1985	BG	W	80	71
Key to Abbreviation: BG—Bowling Green, Ky.				



Series Scores

LAGRANGE YMCA (0-1)

1928-29	H	L	29	32
---------	---	---	----	----

LAMAR (1-0)

Dec. 22, 1973	ELP	W	88	78
---------------	-----	---	----	----

Key to Abbreviation: ELP—El Paso, Texas

LANETT ATHLETIC CLUB (1-0)

Jan. 5, 1935	A	W	44	25
--------------	---	---	----	----

LANETT MILL (2-0)

Dec. 16, 1938	H	W	40	21
Jan. 4, 1939	A	W	38	21

LA SALLE (1-0)

Nov. 24, 1995	SANJ	W	70	60
---------------	------	---	----	----

Key to Abbreviations:
SANJ—San Juan, P.R. (Puerto Rico Shootout)

LIBERTY (1-0)

Dec. 8, 1995	WACO	W	63	58
--------------	------	---	----	----

Key to Abbreviations:
WACO—Waco, Texas (Dr. Pepper Invitational)

LINCOLN MEMORIAL (1-0)

Dec. 15, 1992	H	W	77	51
---------------	---	---	----	----

LIPSCOMB (1-0)

Nov. 20, 2005	H	W	69	54
---------------	---	---	----	----

LONG BEACH STATE (1-1)

Dec. 21, 1979	LAF	W	74	69
Dec. 23, 2011	N*	L	43	64

*Hawaiian Airlines Diamond Head Classic (Honolulu, HI)
Key to Abbreviation: LAF—Lafayette, La.

LOUISIANA COLLEGE (1-0)

Dec. 1, 1992	H	W	98	60
--------------	---	---	----	----

LSU (64-82)

Feb. 10, 1912	H	W	38	15
Feb. 10, 1916	H	W	24	23
Feb. 13, 1917	H	L	13	37
Jan. 18, 1918	A	L	31	43
Jan. 19, 1918	A	L	27	34
Feb. 13, 1920	H	W	33	21
Jan. 28, 1929	H	L	28	45
Jan. 29, 1929	H	L	28	65
Feb. 7, 1930	A	L	27	44
Feb. 8, 1930	A	L	45	49
Feb. 8, 1932	A	W	48	34
Feb. 9, 1932	A	W	34	30
Feb. 27, 1932	ATL+	W	30	22
Jan. 24, 1933	H	L	25	26
Jan. 25, 1933	H	W	25	24
Feb. 24, 1933	ATL*	L	33	57
Feb. 5, 1934	A	L	17	40
Feb. 6, 1934	A	L	16	38
Feb. 1, 1937	H	W	37	24
Feb. 2, 1937	H	L	34	54
Mar. 3, 1938	A*	L	34	60
Jan. 5, 1940	A	L	39	50
Jan. 6, 1940	A	W	42	26
Feb. 11, 1941	H	W	50	49
Feb. 16, 1942	A	L	49	63
Feb. 6, 1943	H	L	37	62
Feb. 25, 1943	LOU*	L	38	67
Feb. 15, 1947	A	L	53	76
Jan. 23, 1948	H	W	51	48
Feb. 4, 1950	H	W	70	66
Feb. 13, 1950	A	L	61	76
Mar. 3, 1950	LOU*	L	45	73
Feb. 5, 1951	H	L	74	75
Feb. 16, 1952	A	L	64	70
Feb. 14, 1953	H	L	57	65
Feb. 20, 1954	A	L	59	77
Feb. 19, 1955	H	W	75	71
Feb. 18, 1956	A	W	80	71
Feb. 16, 1957	H	W	99	62
Feb. 15, 1958	A	W	76	58
Feb. 14, 1959	H	W	1155	67
Feb. 13, 1960	A	W	63	61

Feb. 18, 1961	H	W	69	65
Dec. 15, 1962	BHAM	W	67	50
Feb. 17, 1962	A	W	55	50
Feb. 16, 1963	H	W	82	57
Feb. 15, 1964	A	L	66	86
Feb. 13, 1965	H	W	1011	60
Jan. 8, 1966	A	W	74	66
Jan. 3, 1967	H	W	70	59
Feb. 8, 1967	A	W	80	63
Jan. 3, 1968	A	L	72	76
Feb. 7, 1968	H	W	74	69
Jan. 11, 1969	H	W	90	71
Feb. 15, 1969	A	L	81	93
Jan. 10, 1970	A	W	79	70
Feb. 16, 1970	H	L	64	70
Jan. 9, 1971	H	L	92	1066
Feb. 15, 1971	A	L	94	114
Jan. 15, 1972	A	W	77	73
Feb. 14, 1972	H	W	85	77
Jan. 13, 1973	H	L	60	79
Feb. 12, 1973	A	L	74	76
Jan. 26, 1974	H	L	76	87
Feb. 25, 1974	A	W	96	89
Jan. 25, 1975	A	W	87	78
Feb. 24, 1975	H	W	1100	94
Jan. 3, 1976	A	W	1022	86
Mar. 6, 1976	H	W	90	80
Jan. 29, 1977	A	L	73	77
Feb. 26, 1977	H	L	76	86
Jan. 23, 1978	A	L	79	90
Feb. 20, 1978	H	L	OT T955 OT	1011
Jan. 15, 1979	A	L	82	94
Feb. 12, 1979	H	L	68	78
Jan. 16, 1980	A	L	82	93
Feb. 13, 1980	H	L	44	50
Jan. 21, 1981	H	L	64	74
Feb. 18, 1981	A	L	47	58
Jan. 20, 1982	A	L	68	69
Feb. 17, 1982	H	W	82	72
Jan. 29, 1983	A	W	64	62
Feb. 26, 1983	H	L	61	87
Jan. 27, 1984	H	W	80	78
Feb. 25, 1984	A	L	80	81
Jan. 26, 1985	A	L	62	80
Feb. 27, 1985	H	L	73	78
Mar. 7, 1985	BHAM*	W	58	55
Feb. 4, 1986	H	L	61	63
Feb. 26, 1986	A	W	92	86
Jan. 28, 1987	A	L	73	75
Mar. 1, 1987	H	W	1000	62
Feb. 3, 1988	H	L	69	78
Mar. 5, 1988	A	W	89	80
Jan. 7, 1989	A	L	77	1044
Feb. 8, 1989	H	L	91	1044
Jan. 6, 1990	H	L	70	77
Feb. 7, 1990	A	L	71	82
Mar. 9, 1990	ORL*	W	78	76
Jan. 12, 1991	H	L	84	96
Feb. 13, 1991	A	L	61	98
Mar. 8, 1991	NASH*	W	92	77
Jan. 8, 1992	H	L	70	87
Feb. 22, 1992	A	L	82	99
Jan. 9, 1993	A	L	81	87
Feb. 13, 1993	H	L	73	75
Jan. 8, 1994	A	L	72	83
Feb. 12, 1994	H	W	1112	83
Jan. 11, 1995	H	L	73	76
Feb. 25, 1995	A	L	78	89
Jan. 21, 1996	H	W	95	87
Feb. 24, 1996	A	L	67	93
Jan. 22, 1997	A	L	59	75
Feb. 8, 1997	H	W	76	72
Jan. 14, 1998	A	L	54	59
Feb. 14, 1998	H	W	66	44
Jan. 9, 1999	A	W	73	70
Feb. 6, 1999	H	W	80	54
Feb. 9, 2000	A	L	68	83
Mar. 1, 2000	H	L	53	55
Jan. 13, 2001	H	W	85	69
Feb. 10, 2001	A	W	76	65
Jan. 19, 2002	A	L	58	75
Mar. 2, 2002	H	L	54	59
Feb. 8, 2003	H	W	56	54

Feb. 26, 2003	A	L	63	94
Feb. 18, 2004	A	W	80	68
Mar. 6, 2004	H	W	78	66
Feb. 9, 2005	A	L	69	90
Feb. 26, 2005	H	L	64	77
Mar. 11, 2005	ATL*	L	58	89
Feb. 1, 2006	A	L	69	84
Feb. 18, 2006	H	L	61	65
Jan. 13, 2007	A	L	63	65
Feb. 28, 2007	H	W	80	68
Jan. 16, 2008	A	W	74	67
Jan. 30, 2008	H	L	80	81
Feb. 21, 2009	A	L	72	79
Mar. 7, 2009	H	W	69	53
Jan. 20, 2010	A	W	84	80
Feb. 27, 2010	H	W	74	59
Jan. 8, 2011	H	L	55	62
Mar. 5, 2011	A	W	60	51
Jan. 17, 2012	A	L	OT 58	65
Mar. 3, 2012	H	W	68	54
Jan. 9, 2013	H	W	68	63

+Southern Conference Tournament *SEC Tournament
Key to Abbreviations: ORL—Orlando, Fla.
ATL—Atlanta, Ga. BHAM—Birmingham, Ala.
KNOX—Knoxville, Tenn. LOU—Louisville, Ky.

Series Notes
All Games at Auburn: Auburn leads 35-33
All Games at Auburn Arena: Auburn leads 2-1
All Games at BEMC: LSU leads 23-19
Tony Barbee vs. LSU: 3-2
All Games at LSU: LSU leads 45-23
All Games at Maravich Assembly Center: LSU leads 28-13
Trent Johnson vs. Auburn: 3-6
All Games at Neutral Sites: Auburn leads 5-4
SEC Tournament Games: Series tied 4-4
Current Series Streak: 2 by Auburn
Longest Auburn Streak: 10 ('54-'55/'62-'63)
Longest LSU Streak: 11 ('76-'77/'81-'82)

LOUISIANA-LAFAYETTE (5-3)

Dec. 6, 1961	H	W	62	46
Dec. 10, 1966	H	W	78	68
Dec. 18, 1968	A	L	76	80
Dec. 1, 1978	BHAM	W	83	82
Dec. 22, 1979	A	L	75	92
Dec. 17, 1985	A	L	OT 64 OT	66
Dec. 13, 1986	H	W	1077	91
Dec. 4, 2000	H	W	93	86

Key to Abbreviation: BHAM—Birmingham, Ala.

LOUISIANA-MONROE (3-0)

Dec. 15, 1995	H	W	80	71
Nov. 30, 2006	H	W	81	60
Dec. 6, 2008	H	W	78	55

LOUISIANA TECH (5-2)

Dec. 6, 1966	H	W	88	77
Dec. 19, 1968	A	W	97	84
Dec. 1, 1970	H	W	93	87
Dec. 16, 1971	A	L	82	1077
Dec. 18, 1992	WILM	W	65	45
Dec. 4, 2001	H	L	66	67
Nov. 27, 2004	H	W	79	67

Key to Abbreviation: WILM—Wilmington, N.C.

LOUISVILLE (1-1)

Mar. 22, 1986	HOU*	L	76	84
Nov. 26, 1995	SANJ	W	82	78

Key to Abbreviation: *NCAA Tournament
HOU—Houston, Texas SANJ—San Juan, P.R.

LOYOLA-NEW ORLEANS (1-0)

Dec. 31, 1963	A	W	62	52
---------------	---	---	----	----

LYNN UNIVERSITY (1-0)

Nov. 26, 1994	H	W	78	70
---------------	---	---	----	----

MARION (3-1)

Jan. 23, 1913	A	W	26	15
Jan. 21, 1916	H	L	24	27
Feb. 5, 1916	A	W	18	6
Jan. 26, 1917		W	38	18



Series Scores

MARQUETTE (0-2)

Mar. 15, 1995	H*	L	61	68
Mar. 16, 1998	A*	L	OT 60	75

* National Invitation Tournament

MARSHALL (1-0)

Dec. 15, 2001	MOB	W	78	60
---------------	-----	---	----	----

Key to Abbreviation: MOB—Mobile, Ala.

MARYLAND-EASTERN SHORE (1-0)

Nov. 23, 2003	H	W	85	61
---------------	---	---	----	----

MAXWELL FIELD (4-4)

1944-45	L	41	48	
1944-45	L	31	72	
1945-46	L	41	48	
1945-46	L	35	36	
1946-47	W	65	38	
1946-47	W	57	34	
Dec. 4, 1951	H	W	75	41
Dec. 19, 1951	A	W	63	54

MCNEESE STATE (3-0)

Nov. 27, 2001	H	W	78	74
Dec. 1, 2005	H	W	91	76
Nov. 11, 2011	H	W	84	62

MEMPHIS (1-0)

Jan. 2, 1953	A	W	78	64
--------------	---	---	----	----

MERCER (15-16)

Feb. 15, 1906	W	64	8	
1906-07	W	48	9	
1908-09	W	26	23	
1909-10	A	W	38	20
1909-10	H	W	56	19
Jan. 18, 1913	H	W	33	31
Mar. 1, 1913	A	L	19	36
Jan. 31, 1914	H	W	25	23
Feb. 21, 1914	A	L	13	60
Jan. 11, 1921	H	W	OT 36	OT 31
Jan. 13, 1922	A	L	7	31
Feb. 2, 1922	H	L	26	28
Feb. 27, 1923	ATL*	L	24	45
Dec. 18, 1924	L	21	28	
Jan. 31, 1925	L	27	38	
1928-29	A	L	41	46
1928-29	A	L	29	31
Jan. 13, 1945	L	36	41	
Feb. 2, 1945	L	34	40	
1946-47	L	54	55	
1946-47	L	47	71	
Jan. 19, 1948	W	72	53	
1947-48	L	46	63	
Nov. 29, 1982	H	W	85	76
Dec. 14, 1983	A	W	65	63
Dec. 8, 1984	H	W	70	69
Dec. 16, 1987	H	W	80	48
Dec. 3, 1988	H	W	87	66
Nov. 20, 2000	H	L	88	92
Dec. 19, 2007	H	W	68	59
Nov. 19, 2008	H	L	74	78

*Southern Conference Tournament
Key to Abbreviation: ATL—Atlanta, Ga.

MIAMI (FLA.) (1-1)

Dec. 17, 1966	KNOX	L	73	87
Mar. 14, 2001	H*	W	60	58

*National Invitation Tournament
Key to Abbreviation: KNOX—Knoxville, Tenn.

MICHIGAN (0-1)

Dec. 28, 1993	TUCS	L	81	102
---------------	------	---	----	-----

Key to Abbreviation: TUCS—Tucson, Ariz.

MICHIGAN STATE (0-1)

Nov. 24, 1989	ANCH	L	79	92
---------------	------	---	----	----

Key to Abbreviation: ANCH—Anchorage, Alaska

MIDDLE TENNESSEE STATE (2-0)

Dec. 21, 2004	CARO	W	79	74
Nov. 21, 2010	H	W	68	66

Key to Abbreviation: CARO—Carolina, Puerto Rico

MILES (1-0)

Nov. 21, 2006	H	W	79	58
---------------	---	---	----	----

MISSISSIPPI (73-54)

Feb. 10, 1928	H	L	42	43
Feb. 11, 1928	H	W	58	38
Mar. 2, 1928	ATL**	L	30	31
Jan. 13, 1941	H	W	43	30
Dec. 19, 1941	A	W	34	31
Dec. 13, 1946	A	L	38	58
Jan. 12, 1948	A	W	59	50
Jan. 17, 1949	A	L	43	47
Feb. 28, 1949	H	W	65	61
Dec. 9, 1949	H	W	64	60
Jan. 30, 1950	A	W	77	63
Dec. 9, 1950	H	L	61	65
Jan. 19, 1952	A	L	58	76
Jan. 3, 1953	MEM#	L	55	65
Feb. 11, 1953	H	W	72	65
Jan. 11, 1954	A	W	66	61
Jan. 10, 1955	H	W	85	81
Jan. 9, 1956	A	L	69	76
Jan. 7, 1957	H	W	88	66
Jan. 6, 1958	A	W	71	51
Jan. 5, 1959	H	W	60	47
Jan. 4, 1960	A	L	56	64
Jan. 9, 1961	H	W	51	40
Jan. 8, 1962	A	W	64	58
Jan. 7, 1963	H	W	79	44
Jan. 6, 1964	A	L	OT 58	OT 59
Jan. 4, 1965	A	W	77	53
Jan. 11, 1965	H	W	67	52
Feb. 5, 1966	A	W	70	55
Feb. 26, 1966	H	W	86	74
Jan. 7, 1967	A	W	67	56
Feb. 20, 1967	H	W	86	67
Jan. 6, 1968	H	W	90	71
Feb. 19, 1968	A	L	56	57
Dec. 14, 1968	A	W	75	64
Mar. 8, 1969	H	W	80	70
Dec. 13, 1969	H	W	91	77
Mar. 7, 1970	A	W	67	66
Dec. 12, 1970	A	L	96	1088
Mar. 6, 1971	H	W	86	85
Jan. 3, 1972	H	L	65	69
Mar. 9, 1972	A	L	83	89
Jan. 2, 1973	A	W	66	58
Mar. 8, 1973	H	W	77	73
Jan. 7, 1974	A	L	65	93
Feb. 9, 1974	H	W	85	75
Jan. 6, 1975	H	W	1044	86
Feb. 8, 1975	A	L	70	72
Jan. 5, 1976	A	W	72	66
Mar. 8, 1976	H	W	1033	88
Jan. 31, 1977	A	W	72	65
Feb. 28, 1977	H	W	97	84
Jan. 21, 1978	A	L	75	84
Feb. 18, 1978	H	W	92	67
Jan. 13, 1979	A	L	62	77
Feb. 10, 1979	H	W	20T 56	20T 54
Dec. 5, 1979	H	W	76	73
Jan. 26, 1980	A	L	54	71
Jan. 3, 1981	A	L	45	46
Jan. 31, 1981	H	L	58	61
Jan. 2, 1982	H	W	75	71
Jan. 30, 1982	A	L	57	64
Jan. 31, 1983	A	L	48	61
Mar. 1, 1983	H	W	82	59
Jan. 31, 1984	H	W	60	50
Feb. 27, 1984	A	L	71	72
Jan. 24, 1985	H	W	93	73
Feb. 23, 1985	A	W	69	57
Mar. 6, 1985	BHAM*	W	68	60
Jan. 22, 1986	A	W	73	61
Feb. 22, 1986	H	W	75	73
Jan. 24, 1987	H	W	85	61
Feb. 25, 1987	A	L	67	73
Jan. 30, 1988	A	L	66	69
Mar. 2, 1988	H	W	92	76
Jan. 18, 1989	H	L	64	65
Feb. 18, 1989	A	L	77	80
Mar. 9, 1989	KNOX*	L	68	80

Jan. 17, 1990	A	L	72	80
Feb. 17, 1990	H	W	95	84
Jan. 9, 1991	A	W	62	60
Feb. 9, 1991	H	W	72	69
Jan. 13, 1992	A	W	96	83
Feb. 29, 1992	H	W	1100	84
Feb. 3, 1993	A	W	85	74
Feb. 24, 1993	H	W	83	73
Jan. 19, 1994	A	L	20T 85	20T 88
Mar. 2, 1994	H	L	62	68
Jan. 8, 1995	H	W	88	74
Feb. 4, 1995	A	L	75	77
Jan. 24, 1996	A	L	69	82
Feb. 21, 1996	H	W	69	62
Feb. 1, 1997	A	L	46	57
Mar. 1, 1997	H	L	63	71
Jan. 31, 1998	H	W	68	67
Feb. 28, 1998	A	L	67	74
Jan. 13, 1999	A	W	74	59
Feb. 9, 1999	H	W	95	66
Jan. 22, 2000	A	L	OT 77	79
Feb. 19, 2000	H	W	75	72
Feb. 3, 2001	H	L	70	74
Feb. 24, 2001	A	L	62	64
Jan. 9, 2002	A	L	65	69
Feb. 13, 2002	H	W	65	62
Feb. 5, 2003	H	W	77	71
Feb. 22, 2003	A	W	80	75
Jan. 10, 2004	H	W	80	53
Feb. 14, 2004	A	L	68	72
Jan. 15, 2005	H	L	72	79
Feb. 2, 2005	A	L	55	70
Feb. 8, 2006	H	W	58	50
Feb. 25, 2006	A	W	58	54
Feb. 3, 2007	H	L	59	82
Mar. 3, 2007	A	L	79	83
Jan. 19, 2008	H	W	80	77
Feb. 16, 2008	A	W	90	78
Feb. 4, 2009	A	L	59	78
Feb. 25, 2009	H	W	77	64
Jan. 28, 2010	H	L	74	84
Feb. 24, 2010	A	L	75	85
Feb. 16, 2011	A	L	59	90
Mar. 2, 2011	H	W	76	73
Jan. 14, 2012	H	W	20T 69	68
Feb. 11, 2012	A	L	54	61
Mar. 8, 2012	NO*	L	54	68
Jan. 26, 2013	H	L	61	63
Feb. 23, 2013	A	L	55	88

**Southern Conference Tournament
*SEC Tournament # Memphis Invitational
Key to Abbreviations:
ATL—Atlanta, Ga. BHAM—Birmingham, Ala.
KNOX—Knoxville, Tenn. MEM—Memphis, Tenn.
NO—New Orleans, La.

Series Notes
All Games at Auburn: Auburn leads 49-12
All Games at Auburn Arena: Auburn leads 2-1
All Games at BEMC: Auburn leads 33-9
Tony Barbee vs. Ole Miss: 2-6 (2-5 at Auburn)
All Games at Ole Miss: Ole Miss leads 38-23
All Games at Tad Smith Coliseum: Ole Miss leads 32-15
Andy Kennedy vs. Auburn: 10-5
All Games at Neutral Sites: Ole Miss leads 4-1
SEC Tournament Games: Ole Miss leads 2-1
Current Series Streak: 4 by Ole Miss
Longest Auburn Streak: 7 ('64-'65/'67-'68/'89-'90/'92-'93)
Longest Ole Miss Streak: 4 ('88-'89/'89-'90/'12-'13)

MISSISSIPPI COLLEGE (1-1)

Feb. 2, 1939	H	L	44	59
Nov. 30, 1981	H	W	88	54

MISSISSIPPI STATE (72-66)

Jan. 22, 1915	A	L	16	44
Jan. 23, 1915	A	L	11	32
Feb. 22, 1915	H	W	19	18
Feb. 23, 1915	H	W	21	17
Jan. 10, 1927	H	L	31	34
Jan. 11, 1927	H	W	27	24
Mar. 1, 1928	ATL#	W	42	34
Feb. 3, 1941	H	L	44	48
Dec. 18, 1941	A	W	39	29



Series Scores

Feb. 14, 1942	H	L	40	41
Dec. 11, 1942	A	L	35	41
Dec. 12, 1942	A	L	26	36
Dec. 17, 1942	H	L	37	38
Dec. 18, 1942	H	L	40	44
Dec. 10, 1945	H	W	55	47
Dec. 11, 1945	H	W	37	26
Feb. 15, 1946	A	W	40	30
Feb. 16, 1946	A	L	31	39
Dec. 14, 1946	A	L	35	61
Dec. 6, 1947	H	L	35	49
Dec. 11, 1948	H	L	53	54
Jan. 18, 1949	A	L	43	47
Jan. 12, 1950	A	W	65	64
Feb. 1, 1950	H	W	65	60
Feb. 24, 1951	H	W	92	85
Jan. 18, 1952	A	W	68	61
Jan. 31, 1953	H	W	82	60
Jan. 2, 1954	BHAM	W	76	75
Jan. 9, 1954	A	L	74	79
Jan. 8, 1955	H	W	79	58
Jan. 7, 1956	A	W	81	68
Jan. 5, 1957	H	W	86	66
Dec. 14, 1958	BHAM	L	37	52
Jan. 4, 1958	A	L	42	70
Jan. 3, 1959	H	W	97	66
Jan. 2, 1960	A	W	64	48
Jan. 7, 1961	H	L	48	56
Jan. 6, 1962	A	L	48	51
Jan. 5, 1963	H	L	53	62
Jan. 4, 1964	A	W	OT 64	63
Jan. 2, 1965	A	W	71	70
Jan. 3, 1966	H	L	72	83
Jan. 9, 1967	A	L	OT 54	59
Feb. 13, 1967	H	W	68	57
Jan. 8, 1968	H	L	62	66
Feb. 12, 1968	A	W	74	72
Dec. 16, 1968	A	L	59	65
Feb. 12, 1969	H	W	87	68
Dec. 15, 1969	H	W	94	66
Feb. 11, 1970	A	W	OT 71	69
Dec. 14, 1970	A	W	73	70
Feb. 10, 1971	H	W	92	68
Dec. 13, 1971	H	W	85	75
Feb. 21, 1972	A	L	60	62
Jan. 15, 1973	H	W	82	77
Feb. 19, 1973	A	L	87	94
Jan. 21, 1974	A	W	87	81
Feb. 23, 1974	H	L	60	67
Jan. 20, 1975	H	W	98	89
Feb. 22, 1975	A	W	78	74
Jan. 12, 1976	H	W	75	70
Feb. 9, 1976	A	L	74	75
Jan. 5, 1977	H	L	79	81
Mar. 7, 1977	A	L	75	89
Jan. 30, 1978	H	W	85	74
Feb. 27, 1978	A	L	OT 82	83
Jan. 22, 1979	H	L	72	74
Feb. 19, 1979	A	L	66	73
Jan. 12, 1980	H	W	77	67
Feb. 9, 1980	A	L	72	76
Jan. 17, 1981	A	L	61	69
Feb. 14, 1981	H	W	66	55
Jan. 16, 1982	H	W	62	49
Feb. 13, 1982	A	L	45	59
Mar. 3, 1982	LEX*	W	OT 38	36
Jan. 3, 1983	H	W	77	66
Mar. 3, 1983	A	L	53	69
Dec. 22, 1983	A	W	73	55
Mar. 1, 1984	H	W	68	53
Jan. 12, 1985	H	W	62	53
Feb. 13, 1985	A	L	65	82
Jan. 11, 1986	A	W	72	56
Feb. 12, 1986	H	W	69	64
Mar. 6, 1986	LEX*	L	63	65
Jan. 10, 1987	A	W	66	52
Feb. 12, 1987	H	W	59	45
Jan. 16, 1988	H	W	65	57
Feb. 17, 1988	A	W	77	61
Jan. 11, 1989	A	L	56	69
Feb. 11, 1989	H	W	70	68
Jan. 10, 1990	H	W	93	71
Feb. 10, 1990	A	W	77	74

Jan. 26, 1991	H	L	64	84
Feb. 27, 1991	A	L	76	94
Jan. 29, 1992	H	L	72	75
Mar. 4, 1992	A	L	70	77
Jan. 3, 1993	A	L	71	77
Feb. 17, 1993	H	W	83	77
Jan. 12, 1994	H	L	OT 86	91
Feb. 19, 1994	A	W	76	65
Feb. 11, 1995	A	W	70	69
Mar. 1, 1995	H	W	76	69
Feb. 4, 1996	H	L	OT 75	78
Mar. 2, 1996	A	L	51	67
Mar. 8, 1996	NO*	L	58	69
Feb. 5, 1997	H	W	81	68
Feb. 26, 1997	A	W	68	64
Jan. 28, 1998	A	W	69	66
Feb. 7, 1998	H	W	OT 68	66
Jan. 27, 1999	H	W	64	54
Feb. 27, 1999	A	W	76	73
Jan. 16, 2000	A	W	51	45
Jan. 29, 2000	H	W	73	57
Jan. 31, 2001	H	W	60	56
Feb. 17, 2001	A	L	74	85
Jan. 30, 2002	H	L	64	72
Feb. 16, 2002	A	L	53	89
Feb. 19, 2003	H	L	46	63
Mar. 8, 2003	A	L	45	67
Jan. 31, 2004	H	L	68	73
Mar. 2, 2004	A	L	91	105
Jan. 5, 2005	A	L	53	90
Feb. 5, 2005	H	W	90	76
Feb. 4, 2006	A	L	53	71
Feb. 22, 2006	H	W	75	71
Jan. 20, 2007	A	L	76	87
Feb. 10, 2007	H	L	83	91
Feb. 9, 2008	H	L	64	83
Feb. 27, 2008	A	L	78	89
Feb. 14, 2009	H	W	91	76
Feb. 28, 2009	A	W	76	58
Feb. 13, 2010	A	L	OT 75	85
Mar. 3, 2010	H	W	89	80
Jan. 16, 2011	A	L	66	85
Feb. 12, 2011	H	W	65	62
Feb. 4, 2012	A	L	88	91
Feb. 18, 2012	H	W	65	55
Mar. 9, 2013	A	L	OT 71	74
#Southern Conference Tournament *SEC Tournament				
Key to Abbreviations:				
ATL—Atlanta, Ga.		BHAM—Birmingham, Ala.		
LEX—Lexington, Ky.		NO—New Orleans, La.		
Series Notes				
All Games at Auburn: Auburn leads 44-22				
All Games at Auburn Arena: Auburn leads 2-0				
All Games at BEMC: Auburn leads 30-12				
Tony Barbee vs. Miss. State: 2-3				
All Games at Miss. State: Miss. State leads 41-25				
All Games at Humphrey Coliseum: Miss. State leads 26-12				
Rick Ray vs. Auburn: 1-0				
All Games at Neutral Sites: Series tied 3-3				
SEC Tournament Games: Miss. State leads 2-1				
Current Series Streak: 1 by Miss. State				
Longest Auburn Streak: 9 ('96-'97/'00-'01)				
Longest Miss. State Streak: 8 ('00-'01/'04-'05)				
MISSOURI (0-1)				
Feb. 2, 2013	A	L	77	91
Series Notes				
All Games at Auburn: --				
All Games at Auburn Arena: --				
All Games at BEMC: --				
Tony Barbee vs. Missouri: 0-1				
All Games at Missouri: Missouri leads 1-0				
All Games at Mizzou Arena: Missouri leads 1-0				
Frank Haith vs. Auburn: 1-0				
All Games at Neutral Sites: --				
SEC Tournament Games: --				
Current Series Streak: 1 by Missouri				
Longest Auburn Streak: --				
Longest Miss. State Streak: 1				
MISSOURI STATE (1-1)				
Nov. 14, 2008	H	W	75	60
Nov. 16, 2009	A	L	62	73

MOBILE YMCA (1-1)				
Feb. 26, 1915	H	W	29	22
Jan. 28, 1926	A	L	17	19

MONTANA (1-0)				
Dec. 10, 2003	H	W	73	51

MONTGOMERY YMCA (14-3)				
Feb. 7, 1906	H	W	29	12
Feb. 5, 1908	A	W	25	18
1907-08	A	L	21	27
Feb. 22, 1908	H	L	27	31
1909-10	H	W	24	16
1909-10	A	W	26	17
Feb. 8, 1913	H	W	39	23
Jan. 24, 1914	H	W	24	20
Jan. 21, 1916	H	L	16	29
Feb. 10, 1916	H	W	58	18
Jan. 31, 1917		W	43	25
Jan. 11, 1919	H	W	59	10
1919-20	H	W	55	19
1919-20	A	W	38	19
1922-23		W	37	22
Jan. 28, 1925	H	W	34	12
1927-28	H	W	38	12

MOUNT ST. MARY'S (1-0)				
Nov. 26, 1988	H	W	89	83

MURRAY STATE (2-1)				
Dec. 21, 1996	BHAM	W	86	72
Dec. 14, 2002	H	W	72	53
Nov. 15, 2012	CHAS	L	59	79
Key to Abbreviations: BHAM—Birmingham, Ala. CHAS - Charleston, S.C.				

NASHVILLE ATHLETIC CLUB (1-0)				
1910-11		W	36	34

NAVY (5-1)				
Dec. 18, 1959	BHAM	L	61	68
Dec. 28, 1974	MINN	W	73	69
Dec. 16, 1978	STP	W	63	57
Dec. 28, 1989	PEN	W	75	61
Dec. 30, 1997	H	W	70	54
Dec. 19, 1998	A	W	88	70
Key to Abbreviations: BHAM—Birmingham, Ala. MINN—Minneapolis, Minn. PEN—Pensacola, Fla. STP—St. Petersburg, Fla.				

NEHI REDS (1-0)				
Dec. 17, 1938	H	W	41	36

NEWBERRY (1-0)				
Feb. 24, 1922	ATL*	W	32	21
*Southern Conference Tournament Key to Abbreviation: ATL—Atlanta, Ga.				

NEW ORLEANS (1-0)				
Jan. 2, 2004	H	W	70	55

NIAGARA (1-0)				
Nov. 13, 2009	H	W	69	65

NICHOLLS STATE (4-1)				
Nov. 30, 1993	H	L	76	79
Nov. 17, 1997	H	W	96	75
Nov. 24, 2004	H	W	92	78
Nov. 28, 2006	H	W	92	87
Nov. 25, 2011	H	W	78	57

NORFOLK STATE (1-0)				
Dec. 29, 1995	TALL	W	92	56
Key to Abbreviations: TALL—Tallahassee, Fla.				

NORTH CAROLINA (0-4)				
Feb. 27, 1922	ATL*	L	27	32
Feb. 26, 1927	ATL*	L	15	28
Feb. 28, 1932	ATL*	L	31	52
Mar. 22, 1985	BHAM**	L	56	62
*Southern Conference Tournament **NCAA Tournament				



Series Scores

Key to Abbreviations:

ATL—Atlanta, Ga. BHAM—Birmingham, Ala.

NORTH CAROLINA STATE (3-5)

Feb. 5, 1926	A	L	36	43
Feb. 26, 1926	ATL*	L	26	32
Jan. 12, 1931	H	W	OT 30	OT 28
Feb. 26, 1932	ATL*	W	34	33
Dec. 17, 1969	A	L	69	76
Dec. 5, 1970	H	W	91	85
Dec. 27, 1975	A	L	74	79
Nov. 22, 2009	DAY	L	58	60

*Southern Conference Tournament

Key to Abbreviation: ATL—Atlanta, Ga DAY—Daytona Beach, Fla..

NORTH CAROLINA-ASHEVILLE (2-1)

Dec. 3, 1998	H	W	91	60
Dec. 20, 2001	H	W	83	38
Nov. 12, 2010	H	L	OT 69	70

NORTH CAROLINA-WILMINGTON (1-1)

Dec. 19, 1992	A	L	80	91
Nov. 28, 1993	H	W	94	75

NORTH FLORIDA (1-0)

Dec. 17, 2011	H	W	84	71
---------------	---	---	----	----

NORTH TEXAS (1-0)

Jan. 2, 2003	H	W	90	65
--------------	---	---	----	----

NORTHERN IOWA (0-1)

Nov. 29, 2008	HE	L	61	67
---------------	----	---	----	----

Key to Abbreviation: HE—Hoffman Estates, Ill.

OGLETHORPE (4-0)

Jan. 28, 1938	H	W	46	43
Jan. 29, 1938	H	W	49	14
Feb. 12, 1948	H	W	55	23
Feb. 13, 1948	H	W	65	31

OHIO (1-0)

Dec. 8, 1990	H	W	75	65
--------------	---	---	----	----

OHIO STATE (0-1)

Mar. 18, 1999	KNOX*	L	64	72
---------------	-------	---	----	----

*NCAA Tournament

Key to Abbreviation: KNOX—Knoxville, Tenn.

OKLAHOMA (1-1)

Dec. 15, 1978	STP	W	78	70
Mar. 19, 1988	ATL*	L	87	1077

*NCAA Tournament

Key to Abbreviations:

ATL—Atlanta, Ga. STP—St. Petersburg, Fla.

OKLAHOMA CITY (0-2)

Dec. 20, 1955	A	L	58	76
Dec. 28, 1967	A	L	68	78

OKLAHOMA STATE (2-1)

Dec. 10, 1977	HUNT	W	1122	94
Mar. 13, 1999	INDY*	W	81	74
Nov. 24, 2006	SOPAD	L	65	66

* NCAA Tournament

Key to Abbreviation: HUNT—Huntington, W. Va.

INDY—Indianapolis, Ind. SOPAD—So. Padre Island, Texas

OLD DOMINION (2-1)

Dec. 30, 1970	A	L	76	89
Dec. 28, 1992	H	W	96	85
Dec. 18, 1993	A	W	1012	87

ORAL ROBERTS (1-1)

Feb. 13, 1978	H	W	82	78
Jan. 8, 1979	A	L	62	63

OREGON (1-0)

Dec. 16, 2000	LV	W	OT 101	77 97
---------------	----	---	--------	-------

Key to Abbreviation: LV—Las Vegas, Nev.

PARATROOPER INFANTRY 507 (0-1)

Jan. 15, 1943	H	L	30	40
---------------	---	---	----	----

PENNSYLVANIA (1-0)

Dec. 11, 1999	BHAM	W	77	70
---------------	------	---	----	----

Key to Abbreviation: BHAM—Birmingham, Ala.

PEPPERDINE (1-1)

Dec. 12, 1997	PROVO	L	55	62
Dec. 22, 1999	SANJ	W	87	76

Key to Abbreviation:

PROVO—Provo, Utah SANJ—San Juan, P.R.

PITTSBURGH (0-2)

Dec. 4, 2005	A	L	41	78
Dec. 3, 2006	H	L	66	74

PRESBYTERIAN (1-1)

Jan. 22, 2008	H	W	78	65
Dec. 18, 2010	H	L	59	62

PROVIDENCE (1-0)

Nov. 26, 2000	KC	W	80	69
---------------	----	---	----	----

Key to Abbreviation: KC—Kansas City, Mo.

PUERTO RICO-MAYAGUEZ (2-0)

Dec. 20, 1999	A	W	109	52
Dec. 20, 2002	A	W	94	64

PURDUE (1-1)

Mar. 14, 1985	SB*	W	59	58
Mar. 20, 2001	A+	L	61	79

*NCAA Tournament +National Invitation Tournament

Key to Abbreviation: SB—South Bend, Ind.

RADFORD (1-0)

Dec. 12, 1984	H	W	79	57
---------------	---	---	----	----

RHODE ISLAND (0-1)

NOV. 25, 2012	H	L	2OT 72	78
---------------	---	---	--------	----

RICE (3-1)

Dec. 21, 1955	A	L	2OT 80	2OT 82
Dec. 8, 1956	BHAM	W	88	68
Dec. 17, 1964	A	W	94	71
Dec. 2, 1965	H	W	91	74

Key to Abbreviation: BHAM—Birmingham, Ala.

RICHMOND (2-1)

Dec. 1, 1976	H	W	86	63
Dec. 12, 1978	A	W	84	72
Mar. 15, 1984	CHAR*	L	71	72

*NCAA Tournament

Key to Abbreviation: CHAR—Charlotte, N.C.

ROBERT MORRIS (1-0)

Nov. 24, 2000	KC	W	89	71
---------------	----	---	----	----

Key to Abbreviation: KC—Kansas City, Mo.

RUTGERS (4-2)

Dec. 19, 1967	TAM	W	70	62
Dec. 29, 1976	LOU	W	78	75
Nov. 27, 1998	HON	W	70	55
Nov. 24, 2001	A	L	56	57
Dec. 8, 2002	H	W	82	70
Dec. 11, 2010	PIT	L	54	63

Key to Abbreviations: HON—Honolulu, Hawaii

LOU—Louisville, Ky. TAM—Tampa, Fla.

PIT—Pittsburgh, Pa.

ST. BONAVENTURE (0-1)

Dec. 18, 1967	TAM	L	73	773
---------------	-----	---	----	-----

Key to Abbreviation: TAM—Tampa, Fla.

ST. JOHN'S (1-0)

Mar. 16, 1986	LB*	W	81	65
---------------	-----	---	----	----

*NCAA Tournament LB—Long Beach, Calif.

SAINT JOSEPH'S (PA.) (2-0)

Dec. 18, 1956	CHAR	W	66	64
Mar. 21, 2003	TAM *	W	OT 65	63

Key to Abbreviation: *NCAA Tournament

CHAR—Charlotte, N.C. TAM—Tampa, Fla.

ST. LOUIS (1-0)

Dec. 19, 1969	NASH	W	70	66
---------------	------	---	----	----

Key to Abbreviation: NASH—Nashville, Tenn.

SAMFORD (FORMERLY HOWARD) (22-1)

Dec. 6, 1925	A	W	32	16
Jan. 11, 1926	H	W	35	21
Jan. 27, 1940	H	L	33	37
Feb. 10, 1941	H	W	35	21
Feb. 28, 1948	H	W	33	32
Dec. 3, 1948	A	W	57	30
Dec. 2, 1949	A	W	59	36
Dec. 10, 1949	H	W	73	49
Dec. 1, 1950	A	W	70	57
Dec. 13, 1950	H	W	70	53
Nov. 30, 1951	A	W	69	39
Dec. 5, 1951	H	W	88	51
Dec. 2, 1952	H	W	80	52
Dec. 6, 1952	A	W	80	74
Dec. 5, 1953	A	W	OT 70	OT 63
Jan. 5, 1954	H	W	84	56
Jan. 5, 1955	H	W	98	77
Dec. 10, 1955	H	W	97	54
Jan. 2, 1957	H	W	1011	70
Dec. 30, 1957	H	W	1061	47
Dec. 7, 1959	H	W	1041	57
Dec. 4, 1962	H	W	69	50
Nov. 19, 2010	H	L	68	79
Dec. 3, 1963	H	W	1021	44

SAM HOUSTON STATE (0-1)

Dec. 20, 2009	H	L	89	107
---------------	---	---	----	-----

SAN DIEGO (1-0)

Mar. 12, 1987	INDY*	W	62	61
---------------	-------	---	----	----

*NCAA Tournament

Key to Abbreviation: INDY—Indianapolis, Ind.

SAN JOSE STATE (1-0)

Dec. 11, 1987	CHAM	W	70	65
---------------	------	---	----	----

Key to Abbreviation: CHAM—Champaign, Ill.

SELMA YMCA (1-0)

Jan. 24, 1913	A	W	29	15
---------------	---	---	----	----

SETON HALL (0-1)

Dec. 2, 2011	A*	L	59	81
--------------	----	---	----	----

*Big East-SEC Challenge (Newark, NJ, Prudential Center)

SEWANEE (26-1)

Feb. 11, 1927	H	W	46	15
Feb. 18, 1927	A	W	35	28
Jan. 10, 1935	A	L	18	19
Feb. 14, 1935	H	W	28	13
Feb. 15, 1935	H	W	33	24
Jan. 10, 1936	A	W	25	23
Jan. 11, 1936	A	W	34	25
Feb. 10, 1936	H	W	41	31
Feb. 11, 1936	H	W	42	18
Jan. 15, 1937	A	W	41	34
Jan. 16, 1937	A	W	34	29
Feb. 8, 1937	H	W	39	32
Feb. 9, 1937	H	W	36	16
Jan. 14, 1938	A	W	36	31
Jan. 15, 1938	A	W	38	19
Jan. 13, 1939	H	W	41	31
Jan. 14, 1939	H	W	38	27
Feb. 17, 1939	A	W	34	27
Feb. 18, 1939	A	W	39	28
Jan. 12, 1940	A	W	51	32
Jan. 13, 1940	A	W	64	32
Feb. 16, 1940	H	W	46	30
Feb. 17, 1940	H	W	63	34
Jan. 10, 1941	H	W	36	24
Jan. 11, 1941	H	W	39	25
Feb. 14, 1941	A	W	39	28
Feb. 15, 1941	A	W	46	31

SLIPPERY ROCK (1-0)

Dec. 20, 1991	PEN	W	93	66
---------------	-----	---	----	----

Key to Abbreviation: PEN—Pensacola, Fla.



Series Scores

SOUTH ALABAMA (5-4)

Dec. 1, 1972	H	L	64	68
Dec. 9, 1983	A	L	73	95
Nov. 27, 1987	BHAM	W	1200	67
Dec. 21, 1991	PEN	L	87	107
Dec. 12, 1995	A	W	59	50
Dec. 18, 1996	H	W	60	51
Dec. 1, 2000	H	L	66	68
Dec. 18, 2001	H	W	73	58
Dec. 6, 2006	H	W	82	71

Key to Abbreviation:
BHAM—Birmingham, Ala. PEN—Pensacola, Fla.

SOUTH CAROLINA (20-14)

Feb. 11, 1930	H	W	30	22	
Jan. 6, 1931	H	W	39	21	
Jan. 24, 1931	A	W	36	16	
Jan. 8, 1935	A	L	34	35	
Jan. 9, 1935	A	L	26	42	
Dec. 29, 1951	CHAR	L	67	70	
Nov. 30, 1968	A	L	49	51	
Dec. 1, 1969	H	L	64	86	
Dec. 3, 1970	A	L	69	86	
Dec. 1, 1971	H	L	63	84	
Jan. 22, 1992	H	W	85	68	
Jan. 16, 1993	A	W	83	81	
Feb. 16, 1994	H	W	88	70	
Feb. 15, 1995	A	W	80	78	
Mar. 9, 1995	ATL*	W	81	66	
Feb. 7, 1996	H	W	84	73	
Jan. 4, 1997	A	L	56	66	
Jan. 24, 1998	H	L	56	61	
Feb. 3, 1999	A	W	76	48	
Jan. 19, 2000	H	W	65	61	
Mar. 11, 2000	ATL*	W	OT	77	72
Jan. 20, 2001	A	W	60	57	
Feb. 23, 2002	H	W	50	46	
Jan. 15, 2003	A	W	67	60	
Jan. 14, 2004	H	L	OT 515151	53	
Feb. 12, 2005	A	W	74	71	
Mar. 4, 2006	H	L	63	67	
Jan. 31, 2007	A	W	80	75	
Mar. 1, 2008	H	L	63	69	
Jan. 10, 2009	A	L	56	68	
Jan. 9, 2010	H	L	71	80	
Jan. 29, 2011	A	W	79	64	
Jan. 21, 2012	H	W	63	52	
Jan. 12, 2013	A	W	74	71	

* SEC Tournament
Key to Abbreviation: CHAR—Charlotte, N.C.
Series Notes

All Games at Auburn: Auburn leads 8-7
All Games at Auburn Arena: Auburn leads 1-0
All Games at BEMC: South Carolina leads 7-5
Tony Barbee vs. South Carolina: 3-0
All Games at South Carolina: Auburn leads 10-6
All Games at Colonial Center: Auburn leads 5-1
Frank Martin vs. Auburn: 0-1
All Games at Neutral Sites: Auburn leads 2-1
SEC Tournament Games: Auburn leads 2-0
Current Series Streak: 3 by Auburn
Longest Auburn Streak: 6 ('91-'92/'95-'96/'98-'99/'02-'03)
Longest South Carolina Streak: 7 ('34-'35/'71-'72)

SOUTH CAROLINA STATE (1-0)

Dec. 4, 2002	H	W	85	65
--------------	---	---	----	----

SOUTH FLORIDA (5-1)

Dec. 2, 1974	H	W	77	52
Dec. 13, 1975	A	W	79	78
Dec. 3, 1977	H	W	71	54
Dec. 15, 1979	A	W	74	56
Dec. 15, 2010	A	L	49	61
Dec. 14, 2011	H	W	52	40

SOUTHEASTERN LOUISIANA (4-0)

Nov. 13, 1998	H	W	114	60
Dec. 2, 2002	H	W	77	47
Dec. 14, 2005	H	W	66	51
Dec. 31, 2008	H	W	77	65

SOUTHERN (1-0)

Dec. 15, 2007	MOB	W	71	63
---------------	-----	---	----	----

Key to Abbreviation: MOB—Mobile, Ala.

SOUTHERN CAL (0-2)

Dec. 15, 1972	A	L	66	73
Dec. 29, 1977	NO	L	74	85

Key to Abbreviation: NO—New Orleans, La.

SOUTHERN COLLEGE (FLA.) (2-0)

1927-28	H	W	51	18
1928-29	H	W	33	29

SOUTHERN ILLINOIS (1-0)

Dec. 9, 1977	HUNT	W	66	65
--------------	------	---	----	----

Key to Abbreviation: HUNT—Huntington, W. Va.

SOUTHERN ILLINOIS-EDWARDSVILLE (1-0)

Nov. 25, 1991	H	W	1090	86
---------------	---	---	------	----

SOUTHERN METHODIST (0-4)

Dec. 29, 1948	OKC	L	41	59
Dec. 19, 1957	A	L	65	75
Dec. 20, 1963	A	L	70	84
Dec. 19, 1975	ELP	L	OT 85	OT 87

Key to Abbreviations:
ELP—El Paso, Texas OKC—Oklahoma City, Okla.

SOUTHERN MISS (14-2)

Dec. 14, 1963	H	W	80	74
Dec. 27, 1968	MOB	W	73	70
Dec. 29, 1989	PEN	L	73	84
Dec. 14, 1991	H	W	93	78
Feb. 22, 1993	A	W	81	75
Feb. 22, 1994	H	W	89	73
Feb. 22, 1995	A	W	81	79
Nov. 21, 1997	H	W	83	70
Mar. 11, 1998	*H*	W	77	62
Dec. 30, 1999	H	W	56	50
Dec. 30, 2000	H	W	73	69
Dec. 29, 2001	H	W	64	55
Dec. 30, 2002	H	W	92	46
Dec. 30, 2003	H	W	78	60
Jan. 4, 2006	H	W	80	57
Jan. 2, 2007	A	L	54	56

Key to Abbreviations: * National Invitation Tournament
MOB—Mobile, Ala. PEN—Pensacola, Fla.

SPRING HILL (7-1)

Feb. 22, 1921	H	W	41	32
Jan. 6, 1939	H	W	30	22
Jan. 7, 1939	H	W	44	23
Dec. 14, 1939	H	W	37	34
Dec. 15, 1939	H	L	33	34
Jan. 3, 1941	H	W	35	30
Jan. 4, 1941	H	W	46	34
Dec. 19, 1962	H	W	71	51

STANFORD (0-1)

Nov. 27, 1999	ANA	L	58	67
---------------	-----	---	----	----

Key to Abbreviations:
ANA—Anaheim, Calif. (Wooden Classic)

STETSON (3-1)

Dec. 2, 1981	H	W	60	59
Dec. 6, 1982	A	L	58	59
Nov. 24, 1984	H	W	92	50
Dec. 14, 1985	DB	W	77	54

Key to Abbreviation: DB—Daytona Beach, Fla.

STONY BROOK (1-0)

Jan. 2, 2000	H	W	100	45
--------------	---	---	-----	----

SYRACUSE (0-1)

Mar. 28, 2003	ALB*	L	78	79
---------------	------	---	----	----

* NCAA Tournament
Key to Abbreviation: ALB—Albany, N.Y.

TALLADEGA ATHLETIC CLUB (0-1)

Feb. 3, 1916	L	4	31
--------------	---	---	----

TEMPLE (2-2)

Dec. 30, 1977	NO	L	73	74
Nov. 11, 1997	ALBU	L	42	68
Nov. 19, 2004	A	W	80	78

Dec. 18, 2005	H	W	73	42
---------------	---	---	----	----

NO—New Orleans, La. ALBU—Albuquerque, N.M.

TENNESSEE (37-72)

Feb. 15, 1927	A	L	23	24
Jan. 29, 1928	H	W	63	14
Jan. 25, 1930	H	L	18	33
Mar. 1, 1934	ATL*	L	26	43
Feb. 1, 1935	A	L	27	48
Mar. 1, 1936	*A*	L	25	43
Mar. 3, 1939	*A*	L	35	49
Jan. 31, 1941	H	L	33	51
Jan. 23, 1942	A	L	23	43
Jan. 29, 1943	A	L	23	57
Feb. 29, 1945	LOU*	L	26	56
Jan. 11, 1947	H	L	30	66
Feb. 3, 1947	H	L	27	63
Jan. 8, 1951	A	W	63	59
Feb. 9, 1952	H	W	60	55
Jan. 26, 1953	A	L	70	72
Mar. 1, 1954	H	L	86	92
Dec. 18, 1954	MONT	W	73	64
Feb. 28, 1955	A	L	77	86
Feb. 25, 1956	H	L	87	91
Feb. 23, 1957	A	L	75	85
Feb. 22, 1958	H	W	72	66
Feb. 23, 1959	A	L	55	56
Feb. 22, 1960	H	W	72	63
Feb. 25, 1961	A	W	41	38
Feb. 24, 1962	H	W	60	51
Feb. 25, 1963	A	L	47	55
Feb. 24, 1964	H	L	62	68
Feb. 22, 1965	A	L	38	69
Jan. 17, 1966	H	W	51	47
Dec. 16, 1966	A	L	49	73
Feb. 25, 1967	H	L	45	54
Feb. 24, 1968	A	W	53	52
Mar. 3, 1968	H	L	OT 54	OT 63
Feb. 1, 1969	A	L	59	64
Mar. 1, 1969	H	W	71	60
Jan. 31, 1970	H	W	61	55
Feb. 28, 1970	A	W	77	64
Jan. 30, 1971	A	L	68	90
Feb. 27, 1971	H	L	71	76
Feb. 5, 1972	H	L	67	76
Mar. 4, 1972	A	L	70	80
Feb. 3, 1973	A	L	74	82
Mar. 5, 1973	H	L	72	80
Jan. 5, 1974	H	L	77	89
Feb. 4, 1974	A	L	80	88
Jan. 4, 1975	A	L	81	96
Feb. 3, 1975	H	W	62	59
Jan. 19, 1976	A	L	78	83
Feb. 16, 1976	H	W	73	72
Jan. 8, 1977	A	L	79	87
Feb. 5, 1977	H	L	83	93
Jan. 4, 1978	A	L	76	80
Mar. 6, 1978	H	W	107	94
Feb. 7, 1979	A	L	62	73
Feb. 24, 1979	H	L	55	60
Mar. 2, 1979	BHAM*	L	64	75
Dec. 12, 1979	A	L	58	61
Feb. 23, 1980	H	L	63	72
Dec. 3, 1980	H	W	75	65
Feb. 28, 1981	A	L	63	75
Dec. 12, 1981	A	L	79	86
Feb. 27, 1982	H	W	56	54
Jan. 24, 1983	H	L	77	80
Feb. 22, 1983	A	L	74	82
Jan. 24, 1984	A	W	79	72
Feb. 20, 1984	H	L	54	57
Mar. 9, 1984	NASH*	W	60	58
Jan. 9, 1985	A	L	74	86
Feb. 9, 1985	H	W	75	60
Jan. 8, 1986	H	W	59	45
Feb. 8, 1986	A	L	79	80
Jan. 14, 1987	H	W	66	56
Feb. 14, 1987	A	L	84	103
Jan. 20, 1988	A	L	64	75
Feb. 20, 1988	H	W	73	68
Jan. 4, 1989	H	L	73	84
Feb. 4, 1989	A	L	72	89
Jan. 3, 1990	A	L	70	72



Series Scores

Feb. 3, 1990	H	W	89	83
Jan. 19, 1991	A	W	67	63
Feb. 19, 1991	H	W	74	65
Jan. 25, 1992	A	L	74	82
Jan. 20, 1993	H	W	88	75
Mar. 11, 1993	LEX*	L	76	78
Jan. 22, 1994	A	L	85	92
Jan. 18, 1995	H	W	61	57
Jan. 3, 1996	A	L	62	66
Jan. 15, 1997	H	W	43	35
Mar. 6, 1997	MEM*	W	67	54
Jan. 7, 1998	A	W	74	69
Jan. 2, 1999	H	W	90	62
Jan. 25, 2000	A	L	76	105
Jan. 6, 2001	H	L	20T 8820T8	96
Mar. 8, 2001	NASH*	L	66	73
Jan. 27, 2002	A	L	59	82
Feb. 1, 2003	H	L	57	60
Mar. 14, 2003	NO*	W	66	53
Feb. 28, 2004	A	L	69	75
Jan. 29, 2005	H	W	62	59
Feb. 15, 2006	A	L	89	105
Jan. 17, 2007	H	W	83	80
Feb. 20, 2008	A	L	70	89
Feb. 7, 2009	H	W	78	77
Mar. 14, 2009	TAM*	L	85	94
Jan. 14, 2010	A	L	55	81
Feb. 3, 2011	H	L	56	69
Jan. 28, 2012	A	L	49	64
Mar. 6, 2013	H	L	75	82

*SEC Tournament

Key to Abbreviations: MEM—Memphis, Tenn.
 ATL—Atlanta, Ga. BHAM—Birmingham, Ala.
 LOU—Louisville, Ky. LEX—Lexington, Ky.
 MONT—Montgomery, Ala. NASH—Nashville, Tenn.
 NO—New Orleans, La. TAM—Tampa, Fla.

Series Notes

All Games at Auburn: Auburn leads 26-22
 All Games at Auburn Arena: Tennessee leads 2-0
 All Games at BEMC: Auburn leads 19-12
 Tony Barbee vs. Tennessee: 0-3
 All Games at Tennessee: Tennessee leads 44-7
 All Games at Thompson-Boling: Tennessee leads 14-2
 Cuozno Martin vs. Auburn: 2-0
 All Games at Neutral Sites: Tennessee leads 5-4
 SEC Tournament Games: Tennessee leads 7-3
 Current Series Streak: 5 by Tennessee
 Longest Auburn Streak: 4 ('96-'97/'98-'99)
 Longest Tennessee Streak: 11 ('29-'30/'46-'47)

TENNESSEE-CHATTANOOGA (2-2)

Feb. 16, 1927	A	L	34	39
Jan. 2, 1962	H	W	67	47
Dec. 17, 1962	H	W	79	37
Dec. 29, 1991	A	L	75	87

TENNESSEE-MARTIN (2-0)

Dec. 7, 1987	H	W	99	77
Mar. 18, 2009	H*	W	87	82

* National Invitation Tournament

TENNESSEE STATE (1-0)

Dec. 19, 2006	H	W	86	59
---------------	---	---	----	----

TENNESSEE TECH (4-1)

Dec. 8, 1980	H	W	77	62
Dec. 7, 1981	A	W	88	61
Dec. 4, 1982	H	W	74	65
Dec. 21, 1989	HUNTS	L	70	72
DEC. 18, 2012	H	W	81	62

Key to Abbreviation: HUNTS—Huntsville, Ala.

TEXAS (1-1)

1910-11		W	45	27
Dec. 16, 1955	MONT	L	76	83

Key to Abbreviation: MONT—Montgomery, Ala.

TEXAS A&M (2-5)

Dec. 22, 1961	HOU	L	50	62
Dec. 17, 1990	H	W	95	71
Dec. 4, 1991	A	W	86	83
Dec. 22, 2005	A	L	67	72
Dec. 22, 2006	H	L	58	87

Feb. 20, 2013	H	L	56	65
Mar. 13, 2013	NASH*	L	62	71

*SEC Tournament

Key to Abbreviation: HOU—Houston, Texas
 NASH--Nashville, Tenn.

Series Notes

All Games at Auburn: Texas A&M leads 2-1
 All Games at Auburn Arena: Texas A&M leads 1-0
 All Games at BEMC: Series tied 1-1
 Tony Barbee vs. Texas A&M: 0-2
 All Games at Texas A&M: Series tied 1-1
 All Games at Reed Arena: Texas A&M leads 1-0
 Billy Kennedy vs. Auburn: 1-0
 All Games at Neutral Sites: Texas A&M leads 2-0
 SEC Tournament Games: Texas A&M leads 1-0
 Current Series Streak: 4 by Texas A&M
 Longest Auburn Streak: 2 ('90-'91)
 Longest Texas A&M Streak: 4 ('05-'13)

TEXAS A&M-CORPUS CHRISTI (1-0)

Jan. 2, 2008	H	W	76	58
--------------	---	---	----	----

TEXAS CHRISTIAN (2-1)

Dec. 13, 1957	BHAM	W	75	63
Dec. 28, 1966	MOB	W	80	79
Dec. 1, 1996	HILO	L	66	86

Key to Abbreviation: HILO—Hilo, Hawaii
 BHAM—Birmingham, Ala. MOB—Mobile, Ala.

TEXAS-PAN AMERICAN (1-0)

Jan. 27, 2009	H	W	66	63
---------------	---	---	----	----

TEXAS SOUTHERN (2-0)

Dec. 10, 1988	H	W	1099	81
Nov. 24, 1990	H	W	85	77

TEXAS TECH (1-1)

Dec. 14, 1962	H	W	86	57
Dec. 19, 1963	A	L	71	83

TEXAS WESLEYAN (1-0)

Dec. 3, 1979	H	W	90	51
--------------	---	---	----	----

TOLEDO (0-2)

Nov. 25, 2000	KC	L	20T 9020T 9	95
Dec. 22, 2004	CARO	L	65	68

Key to Abbreviation: KC—Kansas City, Mo.
 CARO—Carolina, Puerto Rico (San Juan Shootout)

TOWSON (2-0)

Dec. 1, 1980	H	W	87	63
Dec. 29, 2007	H	W	79	59

TROY (10-1)

1948-49	H	W	69	44
Dec. 13, 1949	H	W	77	40
Nov. 27, 1950	H	W	96	57
Nov. 27, 1951	H	W	83	58
Dec. 5, 1959	H	W	72	46
Dec. 11, 1991	H	W	1410	1160
Dec. 9, 1993	H	W	1130	86
Dec. 14, 1994	H	W	95	71
Dec. 22, 2002	CAG	W	94	66
Nov. 10, 2006	H	W	71	68
Dec. 4, 2009	H	L	77	81

Key to Abbreviations: CAG—Caguas, Puerto Rico

TULANE (33-25)

Jan. 19, 1906	H	W	27	7
1906-07		W	35	15
Jan. 18, 1909	H	W	29	15
Jan. 25, 1924	L	L	19	32
Jan. 26, 1924	L	L	22	27
Jan. 5, 1925	A	L	18	33
Jan. 6, 1925	A	L	31	45
Jan. 29, 1926	A	L	30	33
Jan. 30, 1926	A	L	31	52
Jan. 28, 1927	A	W	42	33
Jan. 29, 1927	A	W	35	12
Jan. 30, 1927	H	W	50	11
Feb. 1, 1927	H	W	33	30
Jan. 27, 1928	A	W	32	17
Jan. 28, 1928	A	W	49	31

Feb. 8, 1929	H	L	35	48
Feb. 9, 1929	H	W	40	25
Feb. 11, 1930	A	L	40	45
Feb. 12, 1930	A	L	37	41
Feb. 6, 1931	H	W	44	22
Feb. 7, 1931	H	W	51	35
Feb. 5, 1932	A	L	21	26
Feb. 6, 1932	A	W	42	37
Feb. 3, 1933	H	W	22	19
Feb. 4, 1933	H	L	18	35
Feb. 3, 1934	A	L	18	34
Feb. 4, 1934	A	L	20	30
Mar. 2, 1939	KNOX+	W	43	30
Jan. 24, 1941	H	W	45	41
Feb. 17, 1942	A	L	41	50
Feb. 27, 1942	LOU+	W	45	36
Feb. 8, 1943	H	L	30	50
1945-46	H	L	48	56
1946-47	L	L	35	66
1947-48	A	L	37	70
Mar. 4, 1948	LOU+	L	40	47
Jan. 31, 1949	H	L	51	56
Feb. 11, 1950	A	W	64	60
Feb. 3, 1951	H	W	92	71
Feb. 18, 1952	A	W	63	61
Feb. 16, 1953	H	L	65	70
Feb. 22, 1954	A	W	65	62
Feb. 21, 1955	H	L	79	90
Feb. 20, 1956	A	L	75	86
Feb. 18, 1957	H	W	78	54
Feb. 17, 1958	A	W	63	49
Feb. 16, 1959	H	W	79	56
Feb. 15, 1960	A	W	OT 53 OT	51
Feb. 20, 1961	H	W	63	44
Feb. 19, 1962	A	W	81	64
Feb. 18, 1963	H	W	63	61
Feb. 17, 1964	A	W	78	72
Feb. 15, 1965	H	W	87	73
Jan. 11, 1966	A	W	92	58
Dec. 28, 1990	A1	W	84	71
Mar. 13, 1996	H*	L	OT 73	87
Nov. 9, 2007	A	L	62	77
Jan. 3, 2009	H	W	78	53

+ SEC Tournament * National Invitation Tournament
 A1—New Orleans, La. (Superdome)

TULSA (2-0)

Dec. 20, 1975	ELP	W	92	74
Mar. 20, 2009	H*	W	74	55

* National Invitation Tournament ELP—El Paso, Texas

TUSKEGEE (1-0)

Dec. 17, 2008	H	W	75	32
---------------	---	---	----	----

UAB (7-10)

Nov. 26, 1982	BJCC	W	63	61
Dec. 2, 1983	BJCC	L	OT 62 OT	69
Nov. 30, 1984	BJCC	W	61	59
Dec. 10, 1985	BJCC	L	56	62
Nov. 28, 1986	BJCC	W	68	58
Feb. 25, 1989	BJCC	L	76	1055
Dec. 1, 1989	H	L	65	75
Nov. 30, 1990	A	L	65	71
Nov. 29, 1991	BJCC	L	74	88
Feb. 9, 1993	A	W	86	74
Dec. 16, 1993	H	L	65	69
Nov. 30, 1994	A	W	60	54
Dec. 3, 1995	H	L	54	66
Nov. 22, 1996	A	L	57	64
Dec. 20, 1997	BJCC*	L	65	71
Dec. 12, 1998	BJCC*	W	77	64
Nov. 19, 1999	H	W	65	59

* Arby's Hardwood Classic (Birmingham, Ala.)

USC-UPSTATE (1-0)

Dec. 21, 2010	H	W	68	54
---------------	---	---	----	----

UNLV (1-4)

Mar. 20, 1986	HOU*	W	70	63
Feb. 1, 1987	H	L	85	1044
Dec. 17, 1991	A	L	82	85
Dec. 20, 2003	A+	L	69	82
Dec. 12, 2004	H	L	OT 87	91



Series Scores

*NCAA Tournament +Las Vegas Showdown
Key to Abbreviation: HOU—Houston, Texas

UTAH (1-0)

Dec. 29, 1982	A	W	71	62
---------------	---	---	----	----

UTEP (0-3)

Dec. 21, 1973	A	L	56	68
Dec. 29, 1986	A	L	82	87
Dec. 25, 2011	A*	L	76	83

*Hawaiian Airlines Diamond Head Classic (Honolulu, HI)

VANDERBILT (51-84)

Jan. 28, 1921	A	W	27	7
Feb. 17, 1927	A	L	35	39
Feb. 1, 1928	H	W	62	28
Jan. 26, 1930	H	L	27	29
Jan. 31, 1931	H	L	26	36
Feb. 14, 1931	H	W	42	25
Jan. 9, 1932	A	W	36	23
Jan. 30, 1932	H	W	38	23
Jan. 22, 1933	A	L	24	25
Feb. 9, 1933	H	L	20	21
Jan. 9, 1934	A	L	22	31
Jan. 27, 1934	H	L	33	48
Jan. 11, 1935	A	L	27	37
Jan. 12, 1935	A	L	24	41
Feb. 15, 1935	H	L	25	37
Jan. 9, 1936	A	L	27	47
Jan. 25, 1936	H	L	32	37
Jan. 16, 1939	H	L	39	41
Feb. 16, 1939	A	L	42	49
Jan. 11, 1940	A	L	45	51
Jan. 20, 1940	H	L	46	50
Jan. 25, 1941	H	W	45	44
Feb. 13, 1941	A	L	39	47
Jan. 16, 1942	H	W	35	33
Jan. 26, 1942	A	W	50	45
Feb. 26, 1942	LOU*	W	36	34
Jan. 11, 1943	A	L	39	54
Jan. 23, 1943	H	L	43	48
Jan. 24, 1947	H	L	37	38
Feb. 1, 1947	A	L	58	59
Jan. 21, 1948	H	W	46	41
Feb. 2, 1948	A	L	47	55
Jan. 22, 1949	H	W	48	46
Feb. 5, 1949	A	L	42	52
Jan. 21, 1950	H	L	47	58
Feb. 6, 1950	A	L	51	63
Jan. 6, 1951	A	L	51	61
Jan. 12, 1952	H	L	61	73
Feb. 7, 1953	A	W	71	66
Dec. 30, 1953	A	L	48	96
Feb. 6, 1954	H	W	76	73
Feb. 5, 1955	A	L	74	79
Feb. 27, 1956	H	W	74	65
Feb. 2, 1957	A	L	78	83
Feb. 1, 1958	H	W	77	69
Jan. 31, 1959	A	W	64	61
Jan. 30, 1960	H	W	55	54
Feb. 4, 1961	A	L	53	58
Feb. 3, 1962	H	W	89	68
Feb. 2, 1963	A	W	62	59
Feb. 1, 1964	H	W	81	63
Jan. 30, 1965	A	L	77	1055
Mar. 1, 1965	H	L	64	79
Jan. 31, 1966	A	L	63	68
Feb. 14, 1966	H	L	76	91
Dec. 31, 1966	H	W	64	51
Jan. 16, 1967	A	L	65	71
Dec. 4, 1967	A	L	65	78
Jan. 15, 1968	H	L	65	74
Jan. 25, 1969	A	W	92	79
Feb. 22, 1969	H	W	85	75
Jan. 24, 1970	A	W	84	75
Feb. 21, 1970	H	L	74	92
Jan. 23, 1971	A	L	86	1077
Jan. 20, 1971	H	W	96	94
Jan. 29, 1972	A	L	77	85
Feb. 26, 1972	H	L	87	93
Jan. 27, 1973	H	W	81	77
Feb. 24, 1973	A	L	70	98
Jan. 19, 1974	A	L	51	96

Feb. 18, 1974	H	L	79	89
Jan. 18, 1975	H	W	93	89
Feb. 17, 1975	A	L	78	85
Jan. 24, 1976	H	L	59	71
Feb. 21, 1976	A	L	72	80
Jan. 17, 1977	H	W	74	69
Feb. 14, 1977	A	W	OT 76	OT 71
Jan. 7, 1978	H	W	74	61
Feb. 4, 1978	A	L	78	91
Jan. 3, 1979	H	L	55	57
Jan. 27, 1979	A	L	59	66
Feb. 28, 1979	BHAM*	W	59	53
Jan. 9, 1980	A	L	57	66
Feb. 6, 1980	H	L	73	77
Jan. 14, 1981	H	L	81	97
Feb. 11, 1981	A	W	69	55
Jan. 13, 1982	A	L	68	78
Feb. 10, 1982	H	L	60	71
Jan. 17, 1983	A	L	62	64
Feb. 14, 1983	H	W	72	71
Jan. 17, 1984	H	L	71	73
Feb. 13, 1984	A	W	73	67
Mar. 8, 1984	*A*	W	59	58
Jan. 30, 1985	A	W	86	80
Mar. 2, 1985	H	W	84	58
Jan. 29, 1986	H	W	97	70
Mar. 1, 1986	A	W	79	65
Jan. 17, 1987	A	L	75	91
Feb. 23, 1987	H	W	91	83
Jan. 23, 1988	H	L	71	75
Feb. 24, 1988	A	W	81	68
Dec. 14, 1988	A	L	77	93
Feb. 22, 1989	H	L	62	77
Jan. 20, 1990	H	W	82	79
Feb. 20, 1990	A	W	87	74
Jan. 16, 1991	H	L	59	80
Feb. 16, 1991	A	L	70	90
Feb. 4, 1992	A	L	83	89
Jan. 30, 1993	H	L	70	73
Feb. 9, 1994	A	L	60	84
Mar. 10, 1994	MEM*	W	81	56
Feb. 8, 1995	H	L	59	77
Jan. 31, 1996	A	L	62	76
Mar. 7, 1996	NO*	W	68	65
Feb. 15, 1997	H	L	61	75
Feb. 18, 1998	A	L	66	82
Feb. 17, 1999	H	W	81	63
Feb. 16, 2000	A	W	86	80
Mar. 3, 2001	H	W	69	66
Jan. 16, 2002	A	L	67	73
Jan. 8, 2003	H	W	62	59
Jan. 7, 2004	A	L	53	59
Feb. 16, 2005	H	L	43	67
Mar. 10, 2005	ATL*	W	77	73
Jan. 7, 2006	A	L	50	74
Mar. 9, 2006	NASH*	L	71	76
Jan. 6, 2007	H	W	68	65
Feb. 2, 2008	A	L	71	78
Mar. 13, 2008	ATL*	L	82	93
Jan. 31, 2009	H	L	75	82
Jan. 23, 2010	A	L	74	82
Feb. 19, 2011	H	L	60	77
Jan. 7, 2012	A	L	35	65
Jan. 23, 2013	A	L	61	73
Mar. 2, 2013	H	L	55	62

*SEC Tournament

Key to Abbreviations: MEM—Memphis, Tenn.
BHAM—Birmingham, Ala. LOU—Louisville, Ky.
ATL—Atlanta, Ga. NO—New Orleans, La.
NASH—Nashville, Tenn.

Series Notes

All Games at Auburn: Vanderbilt leads 34-29
All Games at Auburn Arena: Vanderbilt leads 2-0
All Games at BEHC: Vanderbilt leads 18-15
Tony Barbee vs. Vanderbilt: 0-4
All Games at Vanderbilt: Vanderbilt leads 48-17
All Games at Memorial Gym: Vanderbilt leads 35-13
Kevin Stallings vs. Auburn: 13-5
All Games at Neutral Sites: Auburn leads 5-1
SEC Tournament Games: Auburn leads 6-2
Current Series Streak: 8 by Vanderbilt
Longest Auburn Streak: 6 ('83-'84/'85-'86)
Longest Vanderbilt Streak: 13 ('32-'33/'39-'40)

VILLANOVA (2-2)

Dec. 28, 1983	JACK	W	95	83
Dec. 29, 1987	ATL	W	65	64
Dec. 28, 1988	ORL	L	83	84
Dec. 27, 1990	NO	L	71	88

Key to Abbreviations:

ATL—Atlanta, Ga. JACK—Jacksonville, Fla.
NO—New Orleans, La. ORL—Orlando, Fla.

VIRGINIA (4-3)

1919-20	A	W	27	21
Feb. 18, 1925	ATL*	L	27	29
Feb. 27, 1931	ATL*	W	33	26
Dec. 8, 2001	BHAM	L	72	77
Dec. 3, 2004	RICH	L	87	89
Dec. 20, 2008	A	W	58	56
Dec. 7, 2009	H	W	68	67

*Southern Conference Tournament

Key to Abbreviation: ATL—Atlanta, Ga.
BHAM—Birmingham, Ala. RICH—Richmond, Va.

VIRGINIA COMMONWEALTH (4-1)

Mar. 3, 1975	H	W	1177	72
Dec. 16, 1976	A	W	1097	59
Dec. 21, 1984	CHAT	L	59	78
Dec. 5, 1987	H	W	93	80
Dec. 20, 1988	A	W	85	79

Key to Abbreviation: CHAT—Chattanooga, Tenn.

VIRGINIA MILITARY INSTITUTE (0-2)

1919-20	A	L	19	45
Feb. 6, 1926	A	L	25	41

VIRGINIA TECH (6-2)

1919-20	A	L	20	26
Feb. 25, 1927	ATL*	W	38	33
Dec. 16, 1960	BHAM	W	76	73
Dec. 16, 1961	BHAM	W	77	63
Dec. 29, 1967	OKC	W	76	61
Dec. 8, 1973	H	W	76	74
Dec. 14, 1974	A	L	82	83
Dec. 21, 1999	SANJ	W	73	63

*Southern Conference Tournament

Key to Abbreviations: OKC—Oklahoma City, Okla.
ATL—Atlanta, Ga. BHAM—Birmingham, Ala.
SANJ—San Juan, P.R.

WAKE FOREST (4-3)

1907-08		W	38	13
Dec. 19, 1956	CHAR	L	48	58
Dec. 7, 1957	COL	W	78	66
Dec. 9, 1967	A	W	66	63
Dec. 6, 1969	H	L	81	95
Dec. 27, 1983	JACK	L	67	76
Mar. 23, 2003	TAM*	W	68	62

* NCAA Tournament

Key to Abbreviations: JACK—Jacksonville, Fla.
CHAR—Charlotte, N.C. COL—Columbus, Ga.
TAM—Tampa, Fla.

WASHINGTON (0-1)

1947-48		L	29	59
---------	--	---	----	----

WASHINGTON & LEE (1-1)

1919-20	A	L	10	34
Dec. 17, 1954	MONT	W	91	81

Key to Abbreviation: MONT—Montgomery, Ala.

WEBER STATE (1-0)

Dec. 13, 1997	PROVO	W	63	58
---------------	-------	---	----	----

Key to Abbreviation: PROVO—Provo, Utah

WEST ALABAMA (FORM. LIVINGSTON) (2-0)

1948-49		W	49	44
Dec. 1, 1960	H	W	90	50

WEST FLORIDA (1-0)

Dec. 12, 1994	H	W	96	59
---------------	---	---	----	----

WEST POINT ATHLETIC CLUB (2-0)

1919-20	A	W	38	8
1922-23		W	25	18



Series Scores

WEST VIRGINIA (2-2)

Dec. 29, 1984	A	W	59	58
Nov. 22, 1985	HART	L	58	75
Dec. 3, 1985	H	W	84	59
Dec. 5, 2007	BHAM	L	59	88

Key to Abbreviation: BHAM—Birmingham, Ala.

HART—Hartford, Conn. (Preseason NIT)

WESTERN CAROLINA (4-0)

Dec. 4, 1973	H	W	95	85
Dec. 9, 1974	H	W	85	77
Dec. 3, 1975	A	W	88	76
Dec. 15, 1996	H	W	80	55

WEST GEORGIA (1-0)

Jan. 5, 2010	H	W	96	72
--------------	---	---	----	----

WESTERN KENTUCKY (1-3)

Dec. 16, 1972	LA	L	72	87
Dec. 7, 1985	A	L	58	71
Dec. 1, 2002	NASH	L	70	89
Nov. 21, 2003	H	W	86	64

Key to Abbreviation: LA—Los Angeles, Calif.

NASH—Nashville, Tenn.

WESTERN MICHIGAN (0-1)

Dec. 17, 2002	H	L	54	72
---------------	---	---	----	----

WETUMPKA ATHLETIC CLUB (3-0)

1907-08	H	W	47	11
1909-10	H	W	56	12
Jan. 17, 1914	H	W	82	17

WHITE'S BUSINESS COLLEGE (1-0)

1927-28	H	W	92	13
---------	---	---	----	----

WILLIAM & MARY (0-1)

Dec. 29, 1981	DUR	L	48	58
---------------	-----	---	----	----

Key to Abbreviation: DUR—Durham, N.C.

WINSTON-SALEM STATE (1-0)

Nov. 17, 2006	H	W	95	62
---------------	---	---	----	----

WINTHROP (3-1)

Dec. 30, 1996	H	W	80	55
Mar. 11, 1999	INDY*	W	80	41
Dec. 29, 2005	H	W	64	62
DEC. 22, 2012	H	L	67	74

*NCAA Tournament

Key to Abbreviation: INDY—Indianapolis, Ind.

WISCONSIN (0-1)

Nov. 25, 2006	SOPAD	L	63	77
---------------	-------	---	----	----

Key to Abbreviation:

SOPAD—South Padre Island, Texas

WOFFORD (6-2)

1922-23		W	42	19
1922-23		L	19	20
Dec. 19, 1995	H	W	73	56
Nov. 25, 1997	H	W	68	51
Dec. 15, 1998	H	W	79	51
Nov. 22, 2002	H	W	81	63
Dec. 5, 2004	H	L	78	85
Dec. 16, 2006	H	W	86	76

WYOMING (1-0)

Dec. 19, 1958	BHAM	W	70	47
---------------	------	---	----	----

Key to Abbreviation: BHAM—Birmingham, Ala.

XAVIER (3-4)

Dec. 28, 1962	NO	W	64	57
Dec. 28, 1968	MOB	W	75	73
Dec. 29, 1970	NOR	W	86	73
Dec. 18, 1971	BHAM	L	60	71
Dec. 19, 1972	A	L	60	67
Jan. 6, 2008	H	L	57	80
Dec. 3, 2008	A	L	74	81

Key to Abbreviation:

BHAM—Birmingham, Ala.

MOB—Mobile, Ala.

NO—New Orleans, La.

NOR—Norfolk, Va.



Record vs. Conferences

The American

	AU:	Won	Lost
Central Florida	4	1	
Cincinnati	0	0	
Connecticut	0	1	
Houston	1	6	
Memphis	1	0	
Notre Dame	0	0	
Pittsburgh	0	2	
Southern Methodist	0	4	
South Florida	5	1	
Temple	12	2	
TOTALS	23	17	

(.575)

American East

	AU:	Won	Lost
Albany (N.Y.)	0	0	
Binghamton	0	0	
Hartford	0	0	
Maine	0	0	
Maryland-Baltimore County	0	0	
UMass-Lowell	0	0	
New Hampshire	0	0	
Stony Brook	1	0	
Vermont	0	0	
TOTALS	1	0	

(1.000)

Atlantic Coast

	AU:	Won	Lost
Boston College	1	1	
Clemson	14	11	
Duke	0	3	
Florida State	23	8	
Georgia Tech	53	61	
Maryland	0	0	
Miami (Fla.)	1	1	
North Carolina	0	4	
North Carolina State	3	5	
Syracuse	0	1	
Virginia	4	3	
Virginia Tech	6	2	
Wake Forest	4	3	
TOTALS	109	103	

(.514)

Atlantic Sun

	AU:	Won	Lost
East Tennessee State	1	0	
Florida Gulf Coast	0	0	
Jacksonville	3	2	
Kennesaw State	2	0	
Lipscomb	1	0	
Mercer	15	16	
North Florida	1	0	
Northern Kentucky	0	0	
Stetson	3	1	
USC-Upstate	1	0	
TOTALS	27	19	

(.587)

Atlantic 10

	AU:	Won	Lost
Dayton	0	4	
Duquesne	2	0	
Fordham	1	0	
George Mason	0	0	
George Washington	2	1	
La Salle	1	0	
Massachusetts	0	0	
Rhode Island	0	1	
Richmond	2	1	
St. Bonaventure	0	1	
Saint Joseph's (Pa.)	2	0	
St. Louis	1	0	
Virginia Commonwealth	4	1	
TOTALS	15	9	

(.625)

Big East

	AU:	Won	Lost
Butler	2	0	
Creighton	1	1	
DePaul	0	1	
Georgetown	0	0	
Louisville	1	1	
Marquette	0	2	

Providence	1	0
Rutgers	4	2
St. John's	1	0
Seton Hall	0	1
Villanova	2	2
Xavier (Ohio)	3	4
TOTALS	15	14

(.517)

Big Sky

	AU:	Won	Lost
Eastern Washington	0	0	
Idaho State	0	0	
Montana	1	0	
Montana State	0	0	
North Dakota	0	0	
Northern Arizona	0	0	
Northern Colorado	0	0	
Portland State	0	0	
Sacramento State	0	0	
Southern Utah	0	0	
Weber State	1	0	
TOTALS	2	0	

(1.000)

Big South

	AU:	Won	Lost
Campbell	0	1	
Charleston Southern	3	0	
Coastal Carolina	1	0	
Gardner-Webb	1	0	
High Point	2	0	
Liberty	1	0	
Longwood	0	0	
UNC-Asheville	2	1	
Presbyterian	0	1	
Radford	1	0	
Virginia Military Institute	0	2	
Winthrop	3	1	
TOTALS	14	6	

(.700)

Big Ten

	AU:	Won	Lost
Illinois	0	2	
Indiana	0	1	
Iowa	0	0	
Michigan	0	1	
Michigan State	0	1	
Minnesota	0	0	
Nebraska	0	0	
Northwestern	0	0	
Ohio State	0	1	
Penn State	0	0	
Purdue	1	1	
Wisconsin	0	1	
TOTALS	1	8	

(.111)

Big 12

	AU:	Won	Lost
Baylor	2	4	
Iowa State	1	1	
Kansas	1	0	
Kansas State	0	1	
Oklahoma	1	1	
Oklahoma State	2	1	
Texas	1	1	
Texas Tech	1	1	
TCU	2	1	
West Virginia	2	2	
TOTALS	13	13	

(.500)

Big West

	AU:	Won	Lost
UC Davis	0	0	
UC Irvine	0	0	
UC Riverside	0	0	
UC Santa Barbara	0	0	
Cal Poly	0	0	
Cal State-Fullerton	1	0	
Cal State-Northridge	0	0	
Hawaii	2	0	
Long Beach State	1	1	
TOTALS	4	1	

(.800)

Colonial

	AU:	Won	Lost
College of Charleston	3	0	
Delaware	2	0	
Drexel	0	0	
Hofstra	0	0	
James Madison	2	1	
UNC Wilmington	1	1	
Northeastern	0	0	
Towson	2	0	
William & Mary	0	1	
TOTALS	10	3	

(.769)

Conference USA

	AU:	Won	Lost
UAB	7	10	
Charlotte	0	0	
East Carolina	0	0	
Florida Atlantic	1	0	
Florida International	2	0	
Louisiana Tech	5	2	
Marshall	1	0	
Middle Tennessee State	2	0	
North Texas	1	0	
Old Dominion	2	1	
Rice	3	1	
Southern Mississippi	14	2	
Texas-San Antonio	0	0	
Tulane	33	25	
Tulsa	2	0	
UTEP	0	3	
TOTALS	73	44	

(.624)

Horizon

	AU:	Won	Lost
Cleveland State	0	0	
Detroit	1	0	
Illinois-Chicago	0	0	
Oakland (Mich.)	0	0	
Valparaiso	0	0	
Wisconsin-Green Bay	0	0	
Wisconsin-Milwaukee	0	0	
Wright State	0	0	
Youngstown State	1	0	
TOTALS	2	0	

(1.000)

Ivy League

	AU:	Won	Lost
Brown	0	0	
Columbia	2	0	
Cornell	0	0	
Dartmouth	1	0	
Harvard	0	0	
Pennsylvania	1	0	
Princeton	0	0	
Yale	0	0	
TOTALS	4	0	

(1.000)

Metro Atlantic

	AU:	Won	Lost
Canisius	0	0	
Fairfield	0	0	
Iona	1	1	
Manhattan	0	0	
Marist	0	0	
Monmouth	0	0	
Niagara	1	0	
Quinnipiac	0	0	
Rider	0	0	
St. Peter's	0	0	
Siena	0	0	
TOTALS	2	1	

(.667)

Mid-American

	AU:	Won	Lost
Akron	0	0	
Ball State	1	1	
Bowling Green	0	0	
Buffalo	1	0	
Central Michigan	0	0	
Eastern Michigan	0	0	
Kent State	0	0	
Miami (Ohio)	0	0	



Record vs. Conferences

Northern Illinois	0	0
Ohio U.	1	0
Toledo	0	2
Western Michigan	0	1
TOTALS	3	4

Mid-Eastern Athletic

AU: Won Lost		
Bethune-Cookman	3	0
Coppin State	1	0
Delaware State	0	0
Florida A&M	7	0
Hampton	0	0
Howard	0	0
Maryland-Eastern Shore	1	0
Morgan State	0	0
Norfolk State	1	0
North Carolina A&T	0	0
North Carolina Central	0	0
Savannah State	0	0
South Carolina State	1	0
TOTALS	14	0

Missouri Valley

AU: Won Lost		
Bradley	2	0
Drake	0	0
Evansville	0	0
Illinois State	0	0
Indiana State	0	0
Loyola (Ill.)	0	0
Missouri State	1	1
Northern Iowa	0	1
Southern Illinois	1	0
Wichita State	0	0
TOTALS	4	2

Mountain West

AU: Won Lost		
Air Force	1	1
Boise State	0	0
Colorado State	2	2
Fresno State	0	0
Nevada	0	0
UNLV	1	4
New Mexico	0	0
San Diego State	0	0
San Jose State	1	0
Utah State	0	0
Wyoming	1	0
TOTALS	6	7

Northeast

AU: Won Lost		
Bryant University	0	0
Central Connecticut State	0	0
Fairleigh Dickinson	1	0
Long Island U.	0	0
Mount St. Mary's	1	0
Robert Morris	1	0
Sacred Heart	0	0
St. Francis (N.Y.)	0	0
St. Francis (Pa.)	0	0
Wagner	0	0
TOTALS	3	0

Ohio Valley

AU: Won Lost		
Austin Peay	4	0
Belmont	2	0
Eastern Illinois	1	0
Eastern Kentucky	3	1
Jacksonville State	12	0
Morehead State	0	0
Murray State	2	1
SIU-Edwardsville	1	0
Southeast Missouri State	0	0
Tennessee State	0	0
Tennessee Tech	4	1
UT-Martin	2	0
TOTALS	31	3

Pacific-12

AU: Won Lost		
Arizona	1	0
Arizona State	0	0
California	0	0
Colorado	0	1
Oregon	1	0
Oregon State	0	0
Southern Cal	0	2
Stanford	0	1
UCLA	0	0
Utah	1	0
Washington	0	1
Washington State	0	0
TOTALS	3	5

Patriot League

AU: Won Lost		
American	0	0
Army	0	0
Boston U.	0	0
Bucknell	0	0
Colgate	0	0
Holy Cross	0	0
Lafayette	0	0
Lehigh	0	0
Loyola (Md.)	0	0
Navy	5	1
TOTALS	5	1

Southeastern

AU: Won Lost		
Alabama	57	90
Arkansas	16	30
Florida	87	73
Georgia	88	90
Kentucky	17	88
LSU	64	82
Mississippi State	72	66
Missouri	0	1
Ole Miss	73	54
South Carolina	20	14
Tennessee	37	72
Texas A&M	2	5
Vanderbilt	51	84
TOTALS	584	749

Southern

AU: Won Lost		
Appalachian State	1	0
The Citadel	1	1
Chattanooga	2	2
Davidson	1	0
Elon	0	0
Furman	4	1
Georgia Southern	6	0
North Carolina-Greensboro	0	0
Samford	22	2
Western Carolina	4	0
Wofford	6	2
TOTALS	47	8

Southland

AU: Won Lost		
Abilene Christian	0	0
Central Arkansas	0	0
Houston Baptist	0	0
Incarnate Word	0	0
Lamar	1	0
McNeese State	3	0
New Orleans	1	0
Nicholls State	4	1
Northwestern (La.) State	0	0
Oral Roberts	1	1
Sam Houston State	0	1
Southeastern Louisiana	4	0
Stephen F. Austin	0	0
Texas A&M-Corpus Christi	1	0
TOTALS	15	3

Southwestern Athletic

AU: Won Lost		
Alabama A&M	3	0

Alabama State	5	0
Alcorn State	0	0
Arkansas-Pine Bluff	4	0
Grambling State	5	0
Jackson State	1	0
Mississippi Valley State	0	0
Prairie View A&M	0	0
Southern (Baton Rouge)	1	0
Texas Southern	2	0
TOTALS	21	0

Summit League

AU: Won Lost		
Denver	1	0
IPFW	1	0
IUPUI	1	0
Nebraska-Omaha	0	0
North Dakota State	0	0
South Dakota	0	0
South Dakota State	0	0
Western Illinois	0	0
TOTALS	3	0

Sun Belt

AU: Won Lost		
Arkansas-Little Rock	1	0
Arkansas State	0	1
Georgia State	5	1
Louisiana-Lafayette	5	3
Louisiana-Monroe	3	0
South Alabama	5	4
Texas-Arlington	0	0
Troy	10	1
Western Kentucky	1	3
TOTALS	30	13

West Coast

AU: Won Lost		
Brigham Young	1	0
Gonzaga	0	0
Loyola Marymount	0	0
Pacific	0	0
Pepperdine	1	1
Portland	0	0
St. Mary's (Calif.)	0	0
San Diego	1	0
San Francisco	0	0
Santa Clara	0	0
TOTALS	3	1

Western Athletic

AU: Won Lost		
Cal State Bakersfield	0	0
Chicago State	0	0
Grand Canyon	0	0
Idaho	0	0
UMKC	0	0
New Mexico State	0	0
Seattle	0	0
Texas Pan-American	1	0
Texas State	0	0
Utah Valley	0	0
TOTALS	1	0

Independents

AU: Won Lost		
NJIT	0	0

NOTE: All conferences based on current alignment



Year-by-Year Record

Year	Coach	Won	Overall			Pct.	Won	SEC Lost	Pct.	Finish
			Lost	Tied	Pct.					
1905-06	Mike Donahue	5	1	1	.786					
1906-07	Mike Donahue	4	2		.667					
1907-08	Mike Donahue	6	5		.545					
1908-09	Mike Donahue	4	3		.571					
1909-10	Mike Donahue	11	6		.647					
1910-11	Mike Donahue	3	5		.375					
1911-12	Mike Donahue	2	6		.250					
1912-13	Mike Donahue	6	9		.400					
1913-14	Mike Donahue	3	10		.231					
1914-15	Mike Donahue	3	5		.375					
1915-16	Mike Donahue	3	5		.375					
1916-17	Mike Donahue	2	2		.500					
1917-18	Mike Donahue	2	3		.400					
1918-19	Mike Donahue	4	3		.571					
1919-20	Mike Donahue	11	7		.611					
1920-21	Mike Donahue	5	8		.385					
1921-22	Wilbur Hutsell	5	8		.385					
1922-23	Wilbur Hutsell	7	7		.500					
1923-24	Wilbur Hutsell	4	9		.308					
1924-25	Herb Bunker	3	11		.214					
1925-26	Mike Papke	5	10		.333					
1926-27	Mike Papke	13	6		.684					
1927-28	Mike Papke	20	2		.909					
1928-29	George Bohler	6	15		.286					
1929-30	Hal Lee	1	10		.091					
1930-31	Sam McAllister	9	6		.600					
1931-32	Sam McAllister	12	3		.800					
1932-33	Sam McAllister	4	9		.308	4	7	.364	9th	
1933-34	Ralph Jordan	2	11		.154	2	9	.182	12th	
1934-35	Ralph Jordan	4	13		.235	3	9	.250	11th	
1935-36	Ralph Jordan	10	7		.588	7	4	.636	5th	
1936-37	Ralph Jordan	11	4		.733	7	4	.636	4th	
1937-38	Ralph Jordan	14	5		.737	6	3	.667	4th	
1938-39	Ralph Jordan	16	6		.727	8	4	.667	5th	
1939-40	Ralph Jordan	7	10		.412	6	7	.462	8th	
1940-41	Ralph Jordan	13	6		.684	6	5	.545	7th	
1941-42	Ralph Jordan	11	6		.647	9	5	.643	5th	
1942-43	Bob Evans	1	14		.067	1	12	.083	11th	
1943-44										
1944-45	Bob Evans	3	14		.176	2	6	.250	9th	
1945-46	Ralph Jordan	7	9		.438	7	6	.538	5th	
1946-47	V.J. Edney	3	18		.143	1	15	.063	12th	
1947-48	Danny Doyle	12	10		.545	7	7	.500	4th	
1948-49	Danny Doyle	9	15		.375	5	11	.313	10th	
1949-50	Joel Eaves	17	7		.708	12	6	.667	3rd	
1950-51	Joel Eaves	12	10		.545	6	8	.429	5th	
1951-52	Joel Eaves	14	12		.538	6	8	.429	9th	
1952-53	Joel Eaves	13	8		.619	6	7	.462	5th	
1953-54	Joel Eaves	16	8		.667	8	6	.571	5th	
1954-55	Joel Eaves	11	9		.550	6	8	.429	8th	
1955-56	Joel Eaves	11	10		.523	8	6	.571	4th	
1956-57	Joel Eaves	13	8		.619	8	6	.571	6th	
1957-58	Joel Eaves	16	6		.727	11	3	.786	2nd	
1958-59	Joel Eaves	20	2		.909	12	2	.857	2nd	
1959-60	Joel Eaves	19	3		.864	12	2	.857	SEC Champs	
1960-61	Joel Eaves	15	7		.682	8	6	.571	5th	
1961-62	Joel Eaves	18	6		.750	11	3	.786	3rd	
1962-63	Joel Eaves	18	4		.818	10	4	.714	2nd	
1963-64	Bill Lynn	11	12		.478	6	8	.429	10th	
1964-65	Bill Lynn	16	9		.640	11	5	.688	3rd	
1965-66	Bill Lynn	16	10		.615	8	8	.500	7th	
1966-67	Bill Lynn	17	8		.680	12	6	.667	4th	
1967-68	Bill Lynn	13	13		.500	8	10	.444	6th	
1968-69	Bill Lynn	15	10		.600	10	8	.556	4th	
1969-70	Bill Lynn	15	11		.577	11	7	.611	3rd	
1970-71	Bill Lynn	11	15		.423	8	10	.445	6th	
1971-72	Bill Lynn	10	16		.385	6	12	.333	7th	



Year-by-Year Record

Year	Coach	Overall			SEC			Finish
		Won	Lost	Pct.	Won	Lost	Pct.	
1972-73	Bill Lynn	6	20	.222	4	14	.222	9th
1973-74	Bob Davis	10	16	.385	5	13	.278	9th
1974-75	Bob Davis	18	8	.692	12	6	.667	3rd
1975-76	Bob Davis	16	10	.615	11	7	.611	4th
1976-77	Bob Davis	13	13	.500	6	12	.333	7th
1977-78	Bob Davis	13	14	.481	8	10	.444	5th
1978-79	Sonny Smith	13	16	.448	5	13	.278	9th
1979-80	Sonny Smith	10	18	.357	5	13	.278	9th
1980-81	Sonny Smith	11	16	.407	4	14	.222	9th
1981-82	Sonny Smith	14	14	.500	7	11	.389	7th
1982-83	Sonny Smith	15	13	.536	8	10	.444	8th
1983-84	Sonny Smith	20	11	.645	12	6	.667	2nd
1984-85	Sonny Smith	22	12	.647	8	10	.444	7th
1985-86	Sonny Smith	22	11	.667	13	5	.722	2nd
1986-87	Sonny Smith	18	13	.581	9	9	.500	5th
1987-88	Sonny Smith	19	11	.633	11	7	.611	2nd
1988-89	Sonny Smith	9	19	.321	2	16	.111	10th
1989-90	Tommy Joe Eagles	13	18	.419	8	10	.444	6th
1990-91	Tommy Joe Eagles	13	16	.448	5	13	.278	7th
1991-92	Tommy Joe Eagles	12	15	.444	5	11	.313	5th-Western
1992-93	Tommy Joe Eagles	15	12	.556	8	8	.500	3rd-Western
1993-94	Tommy Joe Eagles	11	17	.393	3	13	.188	6th-Western
1994-95	Cliff Ellis	16	13	.552	7	9	.438	4th-Western
1995-96	Cliff Ellis	19	13	.594	6	10	.375	t-4th-Western
1996-97	Cliff Ellis	16	15	.516	6	10	.375	t-3rd-Western
1997-98	Cliff Ellis	16	14	.533	7	9	.438	3rd-Western
1998-99	Cliff Ellis	29	4	.879	14	2	.875	SEC Champs
1999-2000	Cliff Ellis	24	10	.706	9	7	.563	2nd-Western
2000-01	Cliff Ellis	18	14	.563	7	9	.438	t-4th-Western
2001-02	Cliff Ellis	12	16	.429	4	12	.250	6th-Western
2002-03	Cliff Ellis	22	12	.647	8	8	.500	t-2nd-Western
2003-04	Cliff Ellis	14	14	.500	5	11	.313	t-4th-Western
2004-05	Jeff Lebo	14	17	.452	4	12	.250	t-5th-Western
2005-06	Jeff Lebo	12	16	.429	4	12	.250	t-5th-Western
2006-07	Jeff Lebo	17	15	.531	7	9	.438	t-3rd-Western
2007-08	Jeff Lebo	14	16	.467	4	12	.250	6th-Western
2008-09	Jeff Lebo	24	12	.667	10	6	.625	2nd-Western
2009-10	Jeff Lebo	15	17	.469	6	10	.375	t-4th-Western
2010-11	Tony Barbee	11	20	.355	4	12	.250	5th-Western
2011-12	Tony Barbee	15	16	.484	5	11	.313	t-10th
2012-13	Tony Barbee	9	23	.281	3	15	.167	14th

Coaching Records

Years	Coach	Seasons	Overall			Pct.	SEC		
			Won	Lost	Tied		Won	Lost	Pct.
1905-06 to 1920-21	Mike Donahue	16	74	80	1	.481			
1921-22 to 1923-24	Wilbur Hutsell	3	16	24		.421			
1924-25	Herb Bunker	1	3	11		.214			
1925-26 to 1927-28	Mike Papke	3	38	18		.679			
1928-29	George Bohler	1	6	15		.286			
1929-30	Hal Lee	1	1	10		.091			
1930-31 to 1932-33	Sam McAllister	3	25	18		.581	4	7	.364
1933-34 to 1941-42, 1945-46	Ralph Jordan	10	95	77		.552	61	56	.521
1942-43, 1944-45	Bob Evans	2	4	28		.125	3	18	.143
1946-47	V.J. Edney	1	3	18		.143	1	15	.063
1947-48 to 1948-49	Danny Doyle	2	21	25		.457	12	18	.400
1949-50 to 1962-63	Joel Eaves	14	213	100		.681	124	75	.623
1963-64 to 1972-73	Bill Lynn	10	130	124		.512	84	88	.488
1973-74 to 1977-78	Bob Davis	5	70	61		.534	42	48	.467
1978	Paul Lambert	2 months							
1978-79 to 1988-89	Sonny Smith	11	173	154		.529	84	114	.424
1989-90 to 1993-94	Tommy Joe Eagles	5	64	78		.451	29	55	.345
1994-95 to 2003-04	Cliff Ellis	10	186	125		.598	73	87	.456
2004-05 to 2009-10	Jeff Lebo	6	96	93		.508	35	61	.365
2010-11 to Current	Tony Barbee	3	35	59		.372	12	38	.240
Totals		107 (80 SEC)	1253	1118	1	.528	564	680	.453



Tournament Participation By Tournament

ALL COLLEGE CLASSIC (2-4)

1967— Auburn 65, Arkansas 58
Oklahoma City 78, Auburn 68
Auburn 76, Virginia Tech 61
1948— Baylor 59, Auburn 44
Colorado A&M 46, Auburn 41
SMU 59, Auburn 41

BANK ONE FIESTA BOWL BASKETBALL CLASSIC (11)

1993— Michigan 102, Auburn 81
Auburn 81, Fordham 60

BAYOU CLASSIC (1-1)

1979— Auburn 74, Cal. St.-Long Beach 69
SW Louisiana 92, Auburn 75

BIG APPLE NIT (0-1)

1985— West Virginia 75, Auburn 58

BIG ISLAND INVITATIONAL (1-2)

1996— Colorado 78, Auburn 72 (ot)
Auburn 98, Hawaii-Hilo 92 (ot)
Texas Christian 86, Auburn 66

BIG SUN TOURNAMENT (2-0)

1978— Auburn 78, Oklahoma 70
Auburn 63, Navy 57

BIRMINGHAM CLASSIC (8-2)

1961— Auburn 67, LSU 50
Auburn 77, VPI 63
1960— Auburn 76, VPI 73
Auburn 74, Alabama 62
1959— Navy 68, Auburn 61
Auburn 59, Alabama 52
1958— Auburn 70, Wyoming 47
Auburn 79, Alabama 40
1957— Auburn 75, TCU 63
Miss. State 52, Auburn 37

BLADE GLASS CLASSIC (1-1)

1980— Air Force 48, Auburn 46 (ot)
Auburn 63, Columbia 55

BLUE ANGELS CLASSIC (2-2)

1991— Auburn 93, Slippery Rock 66
South Alabama 107, Auburn 87
1989— Auburn 75, Navy 61
Southern Miss 84, Auburn 73

BLUEBONNET BOWL TOURNAMENT (1-1)

1964— Houston 50, Auburn 48
Auburn 94, Rice 71

BLUE GRAY TOURNAMENT (2-2)

1955— Texas 83, Auburn 76
Eastern Kentucky 93, Auburn 71
1954— Auburn 91, Washington & Lee 81
Auburn 73, Tennessee 64

CAPITAL CITY CLASSIC (3-1)

1995— Auburn 92, Norfolk State 56
Auburn 84, Florida A&M 54
1994— Auburn 83, Florida A&M 70
Kansas State 78, Auburn 75

CARDINAL VARSITY CLUB CLASSIC (1-1)

1994— Auburn 77, Georgia Southern 45
Ball State 82, Auburn 74

CAROLINA INVITATIONAL (1-2)

1951— Auburn 66, Davidson 59
Georgia Tech 79, Auburn 62
South Carolina 70, Auburn 67

CAROUSEL TOURNAMENT (2-1)

1956— Auburn 89, Clemson 64
Auburn 66, St. Joseph's 64
Wake Forest 58, Auburn 48

CHARLESTON CLASSIC (1-3)

2012— Murray State 79, Auburn 59
Auburn 55, Col. of Charleston 51
Dayton 73, Auburn 63
Boston College 50, Auburn 49

COLONIAL CLASSIC (1-1)

1983— Auburn 78, Youngstown State 52
South Alabama 95, Auburn 73

COTTON STATES CLASSIC (1-1)

1987— Auburn 65, Villanova 64
Georgia Tech 83, Auburn 72

COUGAR CLASSIC (1-1)

1997— Pepperdine 62, Auburn 55
Auburn 63, Weber State 58

DR. PEPPER CLASSIC (1-1)

1991— Auburn 104, Eastern Kentucky 92
Tenn.-Chattanooga 87, Auburn 75

DR. PEPPER INVITATIONAL (2-0)

1995— Auburn 63, Liberty 58
Auburn 83, Baylor 64

ENERGIA SYSTEMS THANKSGIVING TOURNAMENT (2-1)

2000— Auburn 89, Robert Morris 71
Toledo 95, Auburn 90 (2ot)
Auburn 80, Providence 69

GATOR BOWL TOURNAMENT (1-1)

1983— Wake Forest 76, Auburn 67
Auburn 95, Villanova 83

GREAT ALASKA SHOOTOUT (0-3)

1989— Michigan State 92, Auburn 79
Connecticut 95, Auburn 81
Alaska-Anchorage 109, Auburn 94

HAWAIIAN AIRLINES DIAOMND HEAD CLASSIC (0-3)

2011— Auburn 65, Hawai'i 62
Long Beach State 64, Auburn 48
UTEP 83, Auburn 76

HOUSTON CLASSIC (0-2)

1961— Texas A&M 62, Auburn 50
Houston 54, Auburn 49

ILLINI CLASSIC (1-1)

1987— Auburn 70, San Jose State 65
Illinois 107, Auburn 103 (ot)

IPTAY TOURNAMENT (0-2)

1973— Clemson 87, Auburn 72
Jacksonville 90, Auburn 78

IRON DUKE CLASSIC (0-2)

1981— William & Mary 58, Auburn 48
Duke 72, Auburn 71

KRYSTAL CLASSIC (1-1)

1984— VCU 78, Auburn 59
Auburn 95, Delaware 63

LOUISVILLE CLASSIC (1-1)

1976— Creighton 81, Auburn 76
Auburn 78, Rutgers 75

MARSHALL MEMOIVAL INV. (2-0)

1977— Auburn 66, Southern Illinois 65
Auburn 112, Oklahoma State 94

MEMPHIS INVITATIONAL (1-1)

1953— Auburn 78, Memphis State 64
Ole Miss 65, Auburn 55

MOBILE CLASSIC (4-0)

1968— Auburn 73, Southern Miss 70
Auburn 75, Xavier 73
1966— Auburn 67, Florida State 59
Auburn 80, TCU 79

OLD DOMINION TOURNAMENT (1-1)

1970— Auburn 86, Xavier 73
Old Dominion 89, Auburn 76

PILLSBURY CLASSIC (1-1)

1974— Clemson 63, Auburn 59
Auburn 73, Navy 69

POINSETTIA TOURNAMENT (2-2)

1971— Auburn 103, Furman 78
Clemson 77, Auburn 67
1964— Clemson 77, Auburn 65
Auburn 107, Furman 86

PUERTO RICO SHOOTOUT (3-0)

1995— Auburn 70, La Salle 60
Auburn 82, James Madison 71
Auburn 82, #13 Louisville 78

RED LOBSTER CLASSIC (3-1)

1988— Villanova 84, Auburn 83
Auburn 95, Central Florida 68
1985— Auburn 78, Central Florida 49
Auburn 89, Boston College 85

SAN JUAN SHOOTOUT (8-1)

2004— Auburn 74, Delaware 46
Auburn 79, Middle Tenn. State 74
Toledo 68, Auburn 65
2002— AU 94, Puerto Rico-Mayaguez 64
Auburn 63, Denver 58
Auburn 94, Troy State 66
1999— #6 AU 109, P.R.-Mayaguez 52
#6 Auburn 73, Virginia Tech 63
#6 Auburn 87, Pepperdine 76

SHOW ME CLASSIC (0-2)

1979— Arkansas State 69, Auburn 62
George Washington 71, Auburn 60

SOUTH PADRE ISLAND INVITATIONAL (2-2)

2006— Auburn 95, Winston-Salem St. 62
Auburn 64, East Tenn. State 58
Oklahoma State 66, Auburn 65
#7 Wisconsin 77, Auburn 63

SUGAR BOWL TOURNAMENT (4-6)

1990— Villanova 88, Auburn 71
Auburn 84, Tulane 71
1977— Southern Cal 85, Auburn 74
Temple 74, Auburn 73
1965— Dayton 85, Auburn 71
Houston 89, Auburn 76
1963— Duke 84, Auburn 67
Auburn 62, Loyola (N.O.) 52
1962— Auburn 64, Xavier 57
Auburn 71, Houston 69

SUN BOWL CLASSIC (3-3)

1986— Auburn 89, Iowa State 87
UTEP 87, Auburn 82
1975— SMU 87, Auburn 85 (ot)
Auburn 92, Tulsa 74
1973— UTEP 68, Auburn 56
Auburn 88, Lamar 78

TAMPA INVITATIONAL (3-1)

1967— St. Bonaventure 77, Auburn 73
Auburn 70, Rutgers 62
1965— Auburn 76, Columbia 75 (ot)
Auburn 59, Florida State 58

TROJAN CLASSIC (0-2)

1972— Southern Cal 73, Auburn 66
Western Kentucky 87, Auburn 72

UNITED AIRLINES TIP-OFF CLASSIC (2-0)

1998— Auburn 70, Rutgers 55
Auburn 84, Hawaii 57

USAIR EAST COAST CLASSIC (1-1)

1992— Auburn 65, Louisiana Tech 45
UNC-Wilmington 91, Auburn 80

UTAH HILTON CLASSIC (2-0)

1982— Auburn 69, Cal State-Fullerton 60
Auburn 71, Utah 62

VANDERBILT CLASSIC (2-0)

1969— Auburn 70, St. Louis 66
Auburn 85, Dartmouth 76

VOLUNTEER INVITATIONAL (0-2)

1966— Tennessee 73, Auburn 49
Miami (Fla.) 87, Auburn 73

WENDY'S CLASSIC (1-1)

1985— Auburn 80, Kentucky Wesleyan 71
Western Kentucky 71, Auburn 58



Tournament Participation By Year

2012

Charleston Classic in Charleston, S.C.
 Nov. 15—Murray State 79, Auburn 59
 Nov. 16—Auburn 55, Col. of Charleston 51
 Nov. 18—Dayton 73, Auburn 63
 Nov. 21—Boston College 50, Auburn 49*
 (*Finale was in Chestnut Hill, Mass.)

2011

Hawaiian Airlines Diamond Head Classic
 Dec. 22—Auburn 65, Hawai'i 62
 Dec. 23—Long Beach State 64, Auburn 43
 Dec. 25—UTEP 83, Auburn 76
 South Padre Island Invitational in South Padre Island, Texas and Auburn, Ala.
 Nov. 17—Auburn 95, Winston-Salem 62
 Nov. 19—Auburn 64, East Tenn. State 58
 Nov. 24—Oklahoma State 66, Auburn 65
 Nov. 25—Wisconsin 77, Auburn 63

2006

San Juan Shootout in Carolina, P.R.
 Dec. 20—Auburn 74, Delaware 46
 Dec. 21—Auburn 79, Middle Tenn. State 74
 Dec. 22—Toledo 68, Auburn 65
 (Auburn crowned as Champions via tiebreaker)

2002

San Juan Shootout in Caguas, P.R.
 Dec. 20—Auburn 94, Puerto Rico-Mayaguez 64
 Dec. 21—Auburn 63, Denver 58
 Dec. 22—Auburn 94, Troy State 66 (Champs)

2000

Energia Systems Thanksgiving Tour. in Kansas City, Mo.
 Nov. 24—Auburn 89, Robert Morris 71
 Nov. 25—Toledo 95, Auburn 90 (2OT)
 Nov. 26—Auburn 80, Providence 69

1999

San Juan Shootout in San Juan, P.R.
 Dec. 20—#6 Auburn 109, P.R.-Mayaguez 52
 Dec. 21—#6 Auburn 73, Virginia Tech 63
 Dec. 22—#6 Auburn 87, Pepperdine 76 (Champs)

1998

United Airlines Tip-Off Classic in Honolulu, HI
 Nov. 27—Auburn 70, Rutgers 55
 Nov. 28—Auburn 84, Hawaii 57 (Champions)

1997

Cougar Classic in Provo, Utah
 December 12—Pepperdine 62, Auburn 55
 December 13—Auburn 63, Weber State 58

1996

Big Island Invitational in Hilo, Hawaii
 November 29—Colorado 78, Auburn 72 (OT)
 November 30—Auburn 98, Hawaii-Hilo 92 (OT)
 December 1—Texas Christian 86, Auburn 66

1995

Puerto Rico Shootout in Bayamon, P.R.
 November 24—Auburn 70, La Salle 60

November 25—Auburn 82, James Madison 71
 November 26—Auburn 82, #13 Louisville 78
 (Champions)

Dr. Pepper Invitational in Waco, Texas
 December 8—Auburn 63, Liberty 58
 Dec. 9—Auburn 83, Baylor 64 (Champions)

Capital City Classic in Tallahassee, Fla.
 December 29—Auburn 92, Norfolk State 56
 Dec. 30—Auburn 84, Florida A&M 54 (Champs)

1994

Cardinal Varsity Club Classic in Muncie, Ind.
 December 2—Auburn 77, Georgia Southern 45
 December 3—Ball State 82, Auburn 74

Capital City Classic in Tallahassee, Fla.
 December 29—Auburn 83, Florida A&M 70
 December 30—Kansas State 78, Auburn 75

1993

Bank One Fiesta Bowl Basketball Classic in Tucson, Ariz.
 December 28—#7 Michigan 102, Auburn 81
 December 30—Auburn 81, Fordham 60

1992

USAir East Coast Classic in Wilmington, N.C.
 December 18—Auburn 65, Louisiana Tech 45
 Dec. 19—UNC-Wilmington 91, Auburn 80

1991

Blue Angels Classic in Pensacola, Fla.
 December 20—Auburn 93, Slippery Rock 66
 Dec. 21—South Alabama 107, Auburn 87

Dr. Pepper Classic in Chattanooga, Tenn.
 December 28—Auburn 104, Eastern Kentucky 92
 December 29—Tenn.-Chattanooga 87, Auburn 75

1990

USF&G Sugar Bowl Tourney in New Orleans, La.
 December 27—Villanova 88, Auburn 71
 December 28—Auburn 84, Tulane 71

1989

Great Alaska Shootout in Anchorage, Alaska
 November 24—Michigan State 92, Auburn 79
 November 25—Connecticut 95, Auburn 81
 Nov. 26—Alaska-Anchorage 109, Auburn 94

Blue Angels Classic in Pensacola, Fla.
 December 28—Auburn 75, Navy 61
 December 29—Southern Miss 84, Auburn 73

1988

Red Lobster Classic in Orlando, Fla.
 December 28—Villanova 84, Auburn 83
 December 29—Auburn 95, Central Florida 68

1987

Illini Classic in Champaign, Ill.
 December 11—Auburn 70, San Jose State 65
 Dec. 12—Illinois 107, Auburn 103 (OT)

Cotton States Classic in Atlanta, Ga.
 December 29—Auburn 65, Villanova 64
 December 30—Georgia Tech 83, Auburn 72

1986

Sun Bowl Classic in El Paso, Texas
 December 28—#5 Auburn 89, Iowa State 87
 December 29—UTEP 87, Auburn 82

1985

Big Apple NIT in Hartford, Conn.
 Nov. 22—West Virginia 75, #10 Auburn 58

Wendy's Classic in Bowling Green, Ky.
 December 6—Auburn 80, Kentucky Wesleyan 71
 Dec. 7—Western Kentucky 71, Auburn 58

Red Lobster Classic in Orlando, Fla.
 December 22—Auburn 78, Central Florida 49
 December 23—Auburn 89, Boston College 85
 (Champions)

1984

Krystal Classic in Chattanooga, Tenn.
 December 21—VCU 78, Auburn 59
 December 22—Auburn 95, Delaware 63

1983

Colonial Classic in Mobile, Ala.
 Dec. 8—Auburn 78, Youngstown State 52
 Dec. 9—South Alabama 95, Auburn 73

Gator Bowl Tournament in Jacksonville, Fla.
 Dec. 27—#10 Wake Forest 76, Auburn 67
 December 28—Auburn 95, Villanova 83

1982

Utah-Hilton Classic in Salt Lake City, Utah
 Dec. 28—Auburn 69, Cal State-Fullerton 60
 December 29—Auburn 71, Utah 62 (Champs)

1981

Iron Duke Classic in Durham, N.C.
 Dec. 29—William & Mary 58, Auburn 48
 December 30—Duke 72, Auburn 71

1980

Blade-Glass Classic in Toledo, Ohio
 Dec. 29—Air Force 48, Auburn 46 (OT)
 December 30—Auburn 63, Columbia 55

1979

Show Me Classic in Columbia, Mo.
 December 7—Arkansas State 69, Auburn 62
 December 8—George Washington 71, Auburn 60

Bayou Classic in Lafayette, La.
 Dec. 21—Auburn 74, Cal St.-Long Beach 69
 Dec. 22—Southwestern La. 92, Auburn 75



Tournament Participation By Year

1978

Big Sun Tournament in St. Petersburg, Fla.
December 15—Auburn 78, Oklahoma 70
December 16—Auburn 63, Navy 57 (Champions)

1977

Marshall Memorial Inv. in Huntington, W. Va.
December 10—Auburn 66, Southern Illinois 65
December 11—Auburn 112, Oklahoma St. 94
(Champions)

Sugar Bowl Tournament in New Orleans, La.
December 29—Southern Cal 85, Auburn 74
December 30—Temple 74, Auburn 73

1976

Louisville Classic in Louisville, Ky.
December 28—Creighton 81, #20 Auburn 76
December 29—#20 Auburn 78, Rutgers 75

1975

Sun Carnival in El Paso, Texas
Dec. 19—SMU 87, #17 Auburn 85 (OT)
December 20—#17 Auburn 92, Tulsa 74

1974

Pillsbury Classic in Minneapolis, Minn.
December 27—Clemson 63, Auburn 59
December 28—Auburn 73, Navy 69

1973

IPTAY Tournament in Clemson, S.C.
November 30—Clemson 87, Auburn 72
Dec. 1—#17 Jacksonville 90, Auburn 78

Sun Carnival in El Paso, Texas
December 21—Texas-El Paso 68, Auburn 56
December 22—Auburn 88, Lamar 78

1972

Trojan Classic in Los Angeles, Calif.
December 15—Southern Cal 73, Auburn 66
December 16—Western Kentucky 87, Auburn 72

1971

Poinsettia Tournament in Greenville, S.C.
December 29—Auburn 103, Furman 78
December 30—Clemson 77, Auburn 67

1970

Old Dominion Tournament in Norfolk, Va.
December 29—Auburn 86, Xavier 73
December 30—Old Dominion 89, Auburn 76

1969

Vanderbilt Classic in Nashville, Tenn.
December 19—Auburn 70, St. Louis 66
Dec. 20—Auburn 85, Dartmouth 76 (Champs)

1968

Mobile Classic in Mobile, Ala.
December 27—Auburn 73, Southern Miss 70
Dec. 28—Auburn 75, Xavier 73 (Champions)

1967

Tampa Invitational in Tampa, Fla.
December 18—St. Bonaventure 77, Auburn 73
December 19—Auburn 70, Rutgers 62

All-College Classic in Oklahoma City, Okla.
December 27—Auburn 65, Arkansas 58
Dec. 28—Oklahoma City 78, Auburn 68
December 29—Auburn 76, Virginia Tech 61

1966

Volunteer Invitational in Knoxville, Tenn.
December 16—Tennessee 73, Auburn 49
December 17—Miami (Fla.) 87, Auburn 73

Mobile Classic in Mobile, Ala.
December 27—Auburn 67, Florida State 59
December 28—Auburn 80, TCU 79 (Champs)

1965

Tampa Invitational in Tampa, Fla.
December 20—Auburn 76, Columbia 75 (OT)
Dec. 21—Auburn 59, Florida State 58 (Champs)

Sugar Bowl Tournament in New Orleans, La.
December 29—Dayton 85, Auburn 71
December 30—Houston 89, Auburn 76

1964

Bluebonnet Bowl Tournament in Houston, Texas
December 15—Houston 50, Auburn 48
December 17—Auburn 94, Rice 71

Poinsettia Classic in Greenville, S.C.
December 27—Clemson 77, Auburn 65
December 29—Auburn 107, Furman 86

1963

Sugar Bowl Tournament in New Orleans, La.
December 30—Duke 84, Auburn 67
December 31—Auburn 62, Loyola (N.O.) 52

1962

Sugar Bowl Tournament in New Orleans, La.
December 28—Auburn 64, Xavier 57
December 29—Auburn 71, Houston 69 (OT)
(Champions)

1961

Birmingham Classic in Birmingham, Ala.
December 15—Auburn 67, LSU 50
December 16—Auburn 77, VPI 63 (Champions)

Houston Classic in Houston, Texas
December 22—Texas A&M 62, Auburn 50
December 23—Houston 54, Auburn 49

1960

Birmingham Classic in Birmingham, Ala.
December 16—#11 Auburn 76, VPI 73
Dec. 17—#11 Auburn 74, Alabama 62 (Champs)

1959

Birmingham Classic in Birmingham, Ala.
December 18—Navy 68, Auburn 61
December 19—Auburn 59, Alabama 52

1958

Birmingham Classic in Birmingham, Ala.
December 19—#13 Auburn 70, Wyoming 47
Dec. 20—#13 Auburn 79, Alabama 60 (Champs)

1957

Birmingham Classic in Birmingham, Ala.
December 13—Auburn 75, TCU 63
December 14—Mississippi State 52, Auburn 37

1956

Carousel Tournament in Charlotte, N.C.
December 17—Auburn 89, Clemson 64
December 18—Auburn 66, St. Joseph's 64
December 19—Wake Forest 58, Auburn 48

1955

Blue-Gray Tournament in Montgomery, Ala.
December 16—Texas 83, Auburn 76
December 17—Eastern Ky. 93, Auburn 71

1954

Blue-Gray Tournament in Montgomery, Ala.
Dec. 17—Auburn 91, Washington & Lee 81
Dec. 18—Auburn 73, Tennessee 64 (Champs)

1953

Memphis Invitational in Memphis, Tenn.
January 2—Auburn 78, Memphis State 64
January 3—Ole Miss 65, Auburn 55

1951

Carolina Invitational in Charlotte, N.C.
December 28—Auburn 66, Davidson 59
December 29—Georgia Tech 79, Auburn 62
December 29—South Carolina 70, Auburn 67

1948

All College Classic in Oklahoma City, Okla.
Dec. 27—Baylor 59, Auburn 44
Dec. 28—Colorado A&M 46, Auburn 41
Dec. 29—SMU 59, Auburn 41



SEC Tournament (1933-52, 1979-2013)

2013

Bridgestone Arena in Nashville, Tenn.
Mar. 13—Texas A&M 71, Auburn 62

2012

New Orleans Arena in New Orleans, La.
Mar. 8—Ole Miss 68, Auburn 54

2011

Georgia Dome in Atlanta, Ga.
March 10—Georgia 69, Auburn 51

2010

Bridgestone Arena in Nashville, Tenn.
March 11—Florida 78, Auburn 69

2009

St. Pete Times Forum in Tampa, Fla.
March 13—Auburn 61, Florida 58
March 14—Tennessee 94, Auburn 85

2008

The Georgia Dome in Atlanta, Ga.
March 13—#17 Vanderbilt 93, Auburn 82

2007

The Georgia Dome in Atlanta, Ga.
March 8—Georgia 80, Auburn 65

2006

Gaylord Entertainment Center in Nashville, Tenn.
March 9—Vanderbilt 76, Auburn 71

2005

The Georgia Dome in Atlanta, Ga.
March 10—Auburn 77, Vanderbilt 73
March 11—LSU 89, Auburn 58

2004

The Georgia Dome in Atlanta, Ga.
March 11—Georgia 73, Auburn 59

2003

The Louisiana Superdome in New Orleans, La.
March 13—Auburn 66, Tennessee 53
March 14—#2 Kentucky 78, Auburn 58

2002

The Georgia Dome in Atlanta, Ga.
March 7—#11 Florida 81, Auburn 63

2001

Gaylord Entertainment Center in Nashville, Tenn.
March 8—#24 Tennessee 73, Auburn 66

2000

The Georgia Dome in Atlanta, Ga.
March 10—#23 Auburn 78, #10 Florida 70
March 11—#23 Auburn 77, So. Carolina 72 (ot)
March 12—Arkansas 75, #23 Auburn 67
(runner-up)

1999

The Georgia Dome in Atlanta, Ga.

March 5—#4 Auburn 93, Alabama 61
March 6—#14 Kentucky 69, #4 Auburn 57

1998

The Georgia Dome in Atlanta, Ga.
March 5—Florida 68, Auburn 64

1997

The Pyramid in Memphis, Tenn.
March 6—Auburn 67, Tennessee 54
March 7—#6 Kentucky 92, Auburn 50

1996

The Louisiana Superdome in New Orleans, La.
March 7—Auburn 68, Vanderbilt 65
March 8—#25 Miss. State 69, Auburn 58

1995

The Georgia Dome in Atlanta, Ga.
March 9—Auburn 81, South Carolina 66
March 10—#3 Kentucky 93, Auburn 81

1994

The Pyramid in Memphis, Tenn.
March 10—Auburn 81, Vanderbilt 56
March 11—Alabama 83, Auburn 55

1993

Rupp Arena in Lexington, Ky.
March 11—Tennessee 78, Auburn 76

1992

Birmingham-Jefferson Civic Center in B'ham, Ala.
Ineligible to compete

1991

Memorial Gymnasium in Nashville, Tenn.
March 8—Auburn 92, #16 LSU 77
March 9—#24 Alabama 77, Auburn 59

1990

Orlando Arena in Orlando, Fla.
March 9—Auburn 78, #11 LSU 76
March 10—Alabama 87, Auburn 71

1989

Thompson-Boling Arena in Knoxville, Tenn.
March 9—Ole Miss 80, Auburn 68

1988

Assembly Center in Baton Rouge, La.
March 11—Georgia 65, Auburn 60

1987

The Omni in Atlanta, Ga.
March 6—Auburn 79, Kentucky 72
March 7—#9 Alabama 87, Auburn 58

1986

Rupp Arena in Lexington, Ky.
March 6—Mississippi State 65, Auburn 63

1985

Birmingham-Jefferson Civic Center in B'ham, Ala.
March 6—Auburn 68, Ole Miss 60
March 7—Auburn 58, LSU 55
March 8—Auburn 43, Florida 42
March 9—Auburn 53, Alabama 49 (ot)
(Champions)

1984

Memorial Gymnasium in Nashville, Tenn.
March 8—Auburn 59, Vanderbilt 58
March 9—Auburn 60, Tennessee 58
March 10—#3 Kentucky 51, Auburn 49
(runner-up)

1983

Birmingham-Jefferson Civic Center in B'ham, Ala.
March 10—Alabama 62, Auburn 61

1982

Rupp Arena in Lexington, Ky.
March 3—Auburn 38, Miss. State 36 (ot)
March 4—#15 Kentucky 89, Auburn 66

1981

Birmingham-Jefferson Civic Center in B'ham, Ala.
March 4—Florida 50, Auburn 48 (ot)

1980

Birmingham-Jefferson Civic Center in B'ham, Ala.
February 27—Auburn 79, Georgia 71
February 28—#2 Kentucky 69, Auburn 61

1979

Birmingham-Jefferson Civic Center in B'ham, Ala.
February 28—Auburn 59, Vanderbilt 53
March 1—Auburn 95, Georgia 91 (4OT)
March 2—#20 Tennessee 74, Auburn 65

1952

Jefferson County Armory in Louisville, Ky.
February 28—Alabama 63, Auburn 49

1951

Jefferson County Armory in Louisville, Ky.
March 2—Kentucky 84, Auburn 54

1950

Jefferson County Armory in Louisville, Ky.
March 3—LSU 73, Auburn 45

1949

Jefferson County Armory in Louisville, Ky.
March 4—Kentucky 70, Auburn 39

1948

Jefferson County Armory in Louisville, Ky.
March 4—Tulane 47, Auburn 40

1947

Jefferson County Armory in Louisville, Ky.
February 28—Kentucky 84, Auburn 18

1946

Jefferson County Armory in Louisville, Ky.



SEC Tournament (1933-52, 1979-2013) / Southern Conference Results (1921-32)

February 28—Kentucky 69, Auburn 24

1945

Jefferson County Armory in Louisville, Ky.
February 29—Tennessee 56, Auburn 24

1944

Jefferson County Armory in Louisville, Ky.
February 24-25—Auburn did not participate due to World War II.

1943

Jefferson County Armory in Louisville, Ky.
February 25—LSU 67, Auburn 38

1942

Jefferson County Armory in Louisville, Ky.
February 26—Auburn 36, Vanderbilt 34
February 27—Auburn 45, Tulane 36
February 28—Kentucky 40, Auburn 31

1941

Jefferson County Armory in Louisville, Ky.
February 28—Alabama 38, Auburn 16

1940

Alumni Memorial Gymnasium in Knoxville, Tenn.
February 28—Georgia 48, Auburn 41

1939

Alumni Memorial Gymnasium in Knoxville, Tenn.
March 1—Auburn 43, Tulane 30
March 2—Tennessee 49, Auburn 35

1938

John Parker Agricultural Ctr. in Baton Rouge, La.
March 3—LSU 60, Auburn 34

1937

Alumni Memorial Gymnasium in Knoxville, Tenn. Feb.
26-March 1: Auburn did not participate.

1936

Alumni Memorial Gymnasium in Knoxville, Tenn.
February 28—Auburn 43, Georgia 26
February 29—Tennessee 43, Auburn 25

1935

No SEC Tournament held.

1934

Atlanta Athletic Club in Atlanta, Ga.
February 23—Tennessee 43, Auburn 26

1933

Atlanta Athletic Club in Atlanta, Ga.
February 24—LSU 57, Auburn 33

1932

Southern Conference Tournament in Atlanta, Ga.
February 26-29: Auburn 34, N.C. State 33; Auburn 30, LSU 22; North Carolina 52, Auburn 31

1931

Southern Conference Tournament in Atlanta, Ga.
February 27-March 3: Auburn 33, Virginia 26; Georgia 31, Auburn 27

1930

Auburn did not participate.

1929

Southern Conference Tournament in Atlanta, Ga.
March 1-5: Georgia 42, Auburn 24

1928

Southern Conference Tournament in Atlanta, Ga.
February 24-28: Auburn 27, Clemson 26; Auburn 30, Georgia Tech 29; Auburn 42, Miss. State 34; Ole Miss 32, Auburn 31

1927

Southern Conference Tournament in Atlanta, Ga.
February 25-March 5: Auburn 38, VPI 33; North Carolina 28, Auburn 15

1926

Southern Conference Tournament in Atlanta, Ga.
February 26-March 2: N.C. State 32, Auburn 26

1925

Southern Conference Tournament in Atlanta, Ga.
February 29-March 5: Virginia 29, Auburn 27

1924

Southern Conference Tournament in Atlanta, Ga.
February 28-March 4: Auburn 35, Georgia Tech 29; Alabama 40, Auburn 19

1923

Southern Intercollegiate Tournament in Atlanta, Ga.
February 27-March 3: Mercer 45, Auburn 24

1922

Southern Intercollegiate Tournament in Atlanta, Ga.
Feb. 24-March 2: Auburn 32, Newberry 21; North Carolina 32, Auburn 27

1921

Southern Intercollegiate Tournament in Atlanta, Ga.
February 25-March 2: Auburn 45, Clemson 25; Georgia 32, Auburn 24



NCAA Tournament

RESULTS**1984**

NCAA East First Round at the Charlotte Coliseum in Charlotte, N.C.
March 15—Richmond 72, Auburn 71

1985

NCAA Southeast First and Second Rounds at the Athletic and Convocation Center in South Bend, Ind.
March 14—Auburn 59, Purdue 58
March 16—Auburn 66, #13 Kansas 64
Southeast Regional at the Birmingham Coliseum in Birmingham, Ala.
March 22—#7 North Carolina 62, Auburn 56

1986

NCAA West First and Second Rounds at the Long Beach Arena in Long Beach, Calif.
March 14—Auburn 73, Arizona 63
March 16—Auburn 81, #4 St. John's 65
West Regional Semifinals/Finals at The Summit in Houston, Texas
March 20—Auburn 70, UNLV 63
March 22—Louisville 84, Auburn 76

1987

NCAA Midwest First and Second Rounds at the Indiana Hoosier Dome in Indianapolis, Ind.
March 12—Auburn 62, San Diego 61
March 14—Indiana 107, Auburn 90

1988

NCAA Southeast First and Second Rounds at The Omni in Atlanta, Ga.
March 17—Auburn 90, Bradley 86
March 19—Oklahoma 107, Auburn 87

1999

NCAA South First and Second Rounds at the RCA Dome in Indianapolis, Ind.
March 11—Auburn 80, Winthrop 41
March 13—Auburn 81, Oklahoma State 74
South Regional Semifinals at Thompson-Boling Arena in Knoxville, Tenn.
March 18—Ohio State 72, Auburn 64

2000

NCAA Midwest First and Second Rounds at the Hubert H. Humphrey Metrodome in Minneapolis, Minn.
March 16—#22 Auburn 72, Creighton 69
March 17—#6 Iowa State 79, #22 Auburn 60

2003

NCAA East First and Second Rounds at the St. Pete Times Forum in Tampa, Fla.
March 21—Auburn 65, Saint Joseph's 63 (ot)
March 23—Auburn 68, #8 Wake Forest 62
East Regional Semifinals at the Pepsi Arena in Albany, N.Y.
March 28—#12 Syracuse 79, Auburn 78

NCAA TOTALS: Won 12, Lost 8 (.600)

RECORDS**INDIVIDUAL SINGLE GAME**

Points—36, Chris Morris (1988 vs. Bradley)
Field Goals—12, Chuck Person (1986 vs. UNLV and St. John's)
12, Marquis Daniels (2003 vs. Syracuse)
Field Goals Att.—25, Chuck Person (1985 vs. North Carolina)
3-Pointers Made—4, Gerald White (1987 vs. Indiana), Daymeon Fishback (2000 vs. Creighton), Nathan Watson (2003 vs. Syracuse)
3-Pointers Attempted—9, Gerald White (1987 vs. Indiana),
9, Derrick Bird (2003 vs. Syracuse)
Free Throws—12, Jeff Moore (1988 vs. Oklahoma)

12, Chris Morris (1988 vs. Bradley)
Free Throws Attempted—13, Jeff Moore (1988 vs. Oklahoma)
13, Chris Morris (1988 vs. Bradley)
Rebounds—17, Charles Barkley (1984 vs. Richmond)
Assists—10, Gerald White (1987 vs. Indiana, '86 vs. UNLV)

NCAA TOURNAMENT

Points by a Player—95, Chuck Person (1986, 4 games)
Field Goals by a Player—44, Chuck Person (1986, 4 games)
3-Pointers by a Player—7, Derrick Bird (2003, 3 games)
Free Throws by a Player—16, Chris Morris (1988, 2 games),
16, Gerald White (1986, 4 games)
Rebounds by a Player—38, Chuck Person (1986, 4 games)
Assists by a Player—34, Gerald White (1986, 4 games)
Points by a Team—300 (1986, 4 games)
Field Goals by a Team—126 (1986, 4 games)
Free Throws by a Team—48 (1986, 4 games)
Rebounds by a Team—143 (1986, 4 games)

CAREER

Points—162, Chuck Person (1984, '85, '86, 8 games)
Field Goals—76, Chuck Person (1984, '85, '86, 8 games)
Free Throws—30, Jeff Moore (1985, '86, '87, '88, 11 games)
Rebounds—94, Jeff Moore (1985, '86, '87, '88, 11 games)
Assists—63, Gerald White (1984, '85, '86, '87, 10 games)

TEAM SINGLE GAME

Points—90 (1988 vs. Bradley, 1987 vs. Indiana)
Field Goals—36 (1987 vs. Indiana)
Field Goals Attempted—86 (1987 vs. Indiana)
Field Goal Percentage—.532 (33-62, 1986 vs. Louisville)
3-Pointers—11 (2000 vs. Creighton)
3-Pointers Attempted—24 (1988 vs. Oklahoma)
3-Point Percentage—.524 (11-21, 2000 vs. Winthrop)
Free Throws—23 (1988 vs. Bradley)
Free Throws Attempted—27 (1988 vs. Bradley)
Free Throw Percentage—.923 (12-13, 1987 vs. Indiana)
Rebounds—57 (1988 vs. Oklahoma)
Personal Fouls—25 (1987 vs. Indiana)

OPPONENT INDIVIDUAL SINGLE GAME

Points—44, Hersey Hawkins (1988 for Bradley)
Field Goals—15, Hersey Hawkins (1988 for Bradley)
Field Goals Attempted—25, Hersey Hawkins (1988 for Bradley)
3-Pointers Made—7, Steve Alford (1987 for Indiana)
3-Pointers Attempted—11, Steve Alford (1987 for Indiana)
Free Throws—9, Stacey King (1988 for Oklahoma)
9, Daryl Thomas (1987 for Indiana)
Free Throws Attempted—12, Stacey King (1988 for Oklahoma)
Rebounds—13, Rick Calloway (1987 for Indiana)
Assists—15, Keith Smart (1987 for Indiana)

OPPONENT TEAM SINGLE GAME

Points—107 (1988 by Oklahoma, 1987 by Indiana)
Field Goals—41 (1988 by Oklahoma)
Field Goals Attempted—76 (1988 by Oklahoma)
Field Goal Percentage—.603 (38-63, 1987 by Indiana)
3-Pointers—12 (2000 by Creighton)
3-Pointers Attempted—32 (2000 by Creighton)
3-Point Percentage—.538 (7-13, 1987 by Indiana)
Free Throws—25 (2000 by #6 Iowa State)
Free Throws Attempted—31 (2000 by #6 Iowa State)
Free Throw Percentage—.857 (24-28, 1987 by Indiana),
.857 (18-21, 2003 by Wake Forest)
Rebounds—45 (1987 by Indiana)
Personal Fouls—23 (1988 by Oklahoma and Bradley),
23 (2003 by Wake Forest)



NCAA Tournament Box Scores

Richmond 72, Auburn 71

March 15, 1984

NCAA First Round East Regional
Charlotte Coliseum • Charlotte, N.C.

Richmond	FG-FGA	FT-FTA	REB	PF	TP	MIN	A	TO	BLK	S
John Newman	11-22	4-5	1	3	26	39	0	3	2	1
John Davis	3-5	0-1	12	4	6	36	4	2	0	2
Bill Flye	8-14	3-4	5	5	19	38	0	4	0	2
Greg Beckwith	1-3	3-4	7	1	5	40	9	1	0	4
Kelvin Johnson	6-10	4-5	2	3	16	40	2	3	0	0
Tim Hardin	0-1	0-0	1	2	0	5	0	0	0	0
Lee Goss	0-0	0-1	0	0	0	2	0	0	0	0
Totals	29-55	14-20	31	18	72	200	15	13	2	9

FG%: 1st Half 18-28 .643, 2nd Half 11-27 .407, Game 29-55 .527; FT%: 1st Half 3-3 1.000, 2nd Half 11-17 .647, Game 14-20 .700; Team Rebounds: 3; Deadball Rebounds: 2.

Auburn	FG-FGA	FT-FTA	REB	PF	TP	MIN	A	TO	BLK	S
Greg Turner	4-9	4-6	3	2	12	32	1	3	1	0
Chuck Person	5-16	0-1	9	5	10	34	1	2	0	1
Charles Barkley	8-10	7-9	17	4	23	32	4	4	2	2
Gerald White	4-10	1-1	0	4	9	33	3	3	0	0
Frank Ford	0-1	0-0	2	0	0	22	2	1	0	0
Paul Daniels	2-3	0-0	1	3	4	25	2	1	1	0
Vern Strickland	5-10	1-2	1	3	11	21	1	1	0	2
Carey Holland	1-1	0-0	0	0	2	1	0	0	0	0
Totals	29-60	13-19	34	21	71	200	14	15	4	5

FG%: 1st Half 10-24 .417, 2nd Half 19-36 .528, Game 29-60 .483; FT%: 1st Half 2-5 .400, 2nd Half 11-14 .786, Game 13-19 .684; Team Rebounds: 1; Deadball Rebounds: 2.

SCORE BY PERIODS	1	2	F
Richmond	39	33	—
Auburn	22	49	—

OFFICIALS—Jim Howell, Phil Robinson, Jim Burr

TECHNICAL FOULS—None.

ATTENDANCE—11,666

Auburn 59, Purdue 58

March 14, 1985

NCAA First Round Southeast Regional
Athletic & Convocation Center • South Bend, Ind.

Auburn	FG-FGA	FT-FTA	REB	PF	TP	MIN	A	TO	BLK	S
Chuck Person	9-17	2-2	8	3	20	39	0	2	1	2
Chris Morris	9-14	1-2	3	1	19	37	0	2	2	0
Jeff Moore	1-5	0-0	7	3	2	28	1	1	1	0
Frank Ford	4-7	1-1	6	2	9	39	3	3	0	3
Gerald White	3-5	1-4	5	1	7	37	4	3	0	0
Carey Holland	1-1	0-0	0	1	2	10	0	0	0	0
Johnny Lynn	0-2	0-0	1	0	0	7	0	0	0	0
Darren Guest	0-1	0-0	0	0	0	3	0	0	0	0
Totals	27-52	5-9	35	11	59	200	8	11	4	5

FG%: 1st Half 14-28 .500, 2nd Half 13-24 .541, Game 27-52 .519; FT%: 1st Half 3-5 .600, 2nd Half 2-4 .500, Game 5-9 .555; Team Rebounds: 5; Deadball Rebounds: 1.

Purdue	FG-FGA	FT-FTA	REB	PF	TP	MIN	A	TO	BLK	S
Mark Atkinson	0-2	0-0	3	4	0	36	2	0	1	1
Todd Mitchell	0-2	0-0	2	2	0	11	0	0	0	2
James Bullock	6-15	1-3	10	4	13	40	0	3	0	0
Troy Lewis	9-17	1-2	2	1	19	30	1	0	0	1
Steve Reid	9-17	0-2	3	4	18	39	6	1	1	2
Mack Gadis	0-1	0-0	0	0	0	10	0	1	0	0
Herb Robinson	0-0	0-0	0	0	0	5	0	0	0	0
Robert Littlejohn	3-5	2-2	9	0	8	29	0	2	0	1
Totals	27-59	4-9	29	15	58	200	9	7	2	7

FG%: 1st Half 12-29 .413, 2nd Half 15-30 .500, Game 27-59 .457; FT%: 1st Half 1-3 .333, 2nd Half 3-6 .500, Game 4-9 .444; Team Rebounds: 0; Deadball Rebounds: 1.

SCORE BY PERIODS	1	2	F
Auburn	31	28	—
Purdue	25	33	—

OFFICIALS—Tom Fraim, Rich Eichorst, Ron Labetich

TECHNICAL FOULS—None.

ATTENDANCE—10,480



NCAA Tournament Box Scores

Auburn 66, #13 Kansas 64

March 16, 1985

NCAA Second Round Southeast Regional

Athletic & Convocation Center • South Bend, Ind.

Auburn	FG-FGA	FT-FTA	REB	PF	TP	MIN	A	TO	BLK	S
Chuck Person	10-19	1-2	5	4	21	31	2	0	0	0
Chris Morris	4-9	0-1	4	1	8	40	1	0	1	0
Jeff Moore	2-7	1-1	5	1	5	25	0	1	1	0
Frank Ford	9-9	5-6	7	3	23	37	1	4	0	0
Gerald White	1-2	7-8	2	3	9	38	5	4	0	0
Carey Holland	0-0	0-0	3	2	0	20	0	1	0	0
Johnny Lynn	0-0	0-0	0	0	0	5	0	0	0	0
Darren Guest	0-3	0-0	5	0	0	4	0	1	1	1
Totals	26-49	14-18	33	14	66	200	9	11	3	1

FG%: 1st Half 13-26 .500, 2nd Half 13-23 .565, Game 26-49 .531; FT%: 1st Half 4-5 .800, 2nd Half 10-13 .769, Game 14-18 .778; Team Rebounds: 2; Deadball Rebounds: 1.

Kansas	FG-FGA	FT-FTA	REB	PF	TP	MIN	A	TO	BLK	S
Danny Manning	3-12	1-2	8	4	7	22	1	0	0	1
Ron Kellogg	8-16	1-1	5	2	17	38	1	0	0	1
Greg Dreiling	1-4	0-0	6	4	2	29	0	3	0	0
Cedric Hunter	4-9	1-2	3	2	9	33	4	0	0	2
Calvin Thompson	10-16	1-2	1	3	21	37	2	1	0	0
Mark Turgeon	1-2	0-0	1	0	2	7	0	1	0	0
Milton Newton	0-1	0-0	1	0	0	4	0	0	0	0
Chris Piper	3-4	0-0	1	3	6	20	1	0	0	2
Tad Boyle	0-0	0-0	0	0	0	2	0	0	0	0
Mark Pellock	0-0	0-0	1	0	0	8	0	0	0	1
Totals	30-64	4-7	30	18	64	200	9	5	0	7

FG%: 1st Half 14-28 .500, 2nd Half 16-36 .444, Game 30-64 .469; FT%: 1st Half 0-0 .000, 2nd Half 4-7 .571, Game 4-7 .571; Team Rebounds: 3; Deadball Rebounds: 0.

SCORE BY PERIODS	1	2	F
Auburn	30	36	—
Kansas	28	36	—

OFFICIALS—Tom Fraim, Jim Bain, Larry Lembo
 TECHNICAL FOULS—None.
 ATTENDANCE—10,751 (c)

#7 North Carolina 62, Auburn 56

March 22, 1985

NCAA Southeast Regional Semifinal

Birmingham Coliseum • Birmingham, Ala.

Auburn	FG-FGA	FT-FTA	REB	PF	TP	MIN	A	TO	BLK	S
Chuck Person	8-25	0-0	12	4	16	39	3	3	1	2
Chris Morris	3-10	1-2	9	2	7	38	0	0	0	2
Jeff Moore	2-3	0-0	2	3	4	17	1	0	0	0
Frank Ford	8-14	1-2	4	2	17	37	3	2	0	0
Gerald White	2-5	0-0	1	4	4	37	2	0	0	0
Carey Holland	2-2	4-8	1	2	8	22	0	0	1	0
Johnny Lynn	0-0	0-0	0	1	0	5	0	0	0	0
Darren Guest	0-0	0-0	1	0	0	5	0	0	0	0
Totals	25-59	6-12	33	18	56	200	9	5	2	4

FG%: 1st Half 9-27 .333, 2nd Half 16-32 .500, Game 25-59 .424; FT%: 1st Half 5-9 .556, 2nd Half 1-3 .333, Game 6-12 .500; Team Rebounds: 3; Deadball Rebounds: 3.

North Carolina	FG-FGA	FT-FTA	REB	PF	TP	MIN	A	TO	BLK	S
Dave Popson	2-4	0-0	4	1	4	14	0	0	0	0
Brad Daugherty	5-8	0-2	8	2	10	39	3	2	2	0
Joe Wolf	4-6	2-2	7	3	10	35	3	1	0	0
Buzz Peterson	0-5	0-0	2	2	0	29	2	4	0	0
Kenny Smith	9-12	4-5	3	1	22	38	6	0	0	2
Ranzino Smith	1-5	2-2	2	0	4	14	1	0	0	0
Curtis Hunter	0-1	0-2	1	0	0	5	0	0	0	0
Warren Martin	4-8	4-5	5	3	12	26	1	1	1	0
Totals	25-49	12-18	32	12	62	200	16	8	3	2

FG%: 1st Half 14-27 .519, 2nd Half 11-22 .500, Game 25-49 .510; FT%: 1st Half 5-10 .500, 2nd Half 7-8 .875, Game 12-18 .667; Team Rebounds: 0; Deadball Rebounds: 2.

SCORE BY PERIODS	1	2	F
Auburn	23	33	—
North Carolina	33	29	—

OFFICIALS—Tim Higgins, Jim Burr, J.C. Leinbech
 TECHNICAL FOULS—None.
 ATTENDANCE—16,843 (c)



NCAA Tournament Box Scores

Auburn 73, Arizona 63

March 14, 1986

NCAA First Round West Regional

Long Beach Arena • Long Beach, Calif.

Arizona	FG-FGA	FT-FTA	REB	PF	TP	MIN	A	TO	BLK	S
Anthony Cook	4-6	0-0	6	2	8	35	0	2	1	0
Sean Elliott	10-17	0-0	6	2	20	38	6	1	0	0
John Edgar	7-11	1-3	2	0	15	35	3	3	1	0
Craig McMillan	3-12	2-4	0	4	8	40	6	3	0	3
Steve Kerr	5-12	0-0	3	4	10	37	3	0	0	2
Joe Turner	1-2	0-0	3	0	2	8	1	0	0	0
Ken Lofton	0-0	0-0	0	3	0	2	1	0	0	0
Rolf Jacobs	0-0	0-0	0	1	0	1	0	0	0	0
Eric Cooper	0-0	0-0	0	1	0	1	0	1	0	0
Bruce Fraser	0-0	0-0	0	0	0	1	0	0	0	0
David Haskin	0-0	0-0	1	0	0	1	0	0	0	0
Bruce Wheatley	0-0	0-0	0	0	0	1	0	0	0	0
Totals	30-60	3-7	23	17	63	200	20	10	2	5

FG%: 1st Half 17-32 .531, 2nd Half 13-28 .464, Game 30-60 .500; FT%: 1st Half 0-1 .000, 2nd Half 3-6 .500, Game 3-7 .429; Team Rebounds: 2; Deadball Rebounds: 2.

Auburn	FG-FGA	FT-FTA	REB	PF	TP	MIN	A	TO	BLK	S
Chris Morris	5-7	0-1	4	1	10	31	2	0	1	0
Chuck Person	9-22	2-2	8	3	20	37	0	4	0	0
Jeff Moore	4-8	3-3	12	3	11	28	3	4	0	1
Gerald White	4-5	4-5	6	1	12	32	6	1	0	1
Frank Ford	3-6	2-3	2	1	8	39	2	0	1	1
Mike Jones	5-6	2-2	3	3	12	21	0	3	1	0
Terrance Howard	0-2	0-0	0	0	0	8	2	0	0	0
Melvin Haralson	0-0	0-0	0	0	0	1	0	0	0	0
Johnny Lynn	0-1	0-1	0	0	0	1	0	0	0	0
Rob Jones	0-0	0-0	1	0	0	1	0	0	0	1
Gary Godfrey	0-0	0-0	0	0	0	1	0	0	0	0
Totals	30-57	13-17	37	12	73	200	15	12	3	4

FG%: 1st Half 15-28 .536, 2nd Half 15-29 .517, Game 30-57 .526; FT%: 1st Half 2-2 1.000, 2nd Half 11-15 .733, Game 13-17 .765; Team Rebounds: 1; Deadball Rebounds: 1.

SCORE BY PERIODS	1	2	F
Arizona	34	29	— 63
Auburn	32	41	— 73

OFFICIALS—Joe Forte, Rick Wulkow, Tony Stigliano
 TECHNICAL FOULS—None
 ATTENDANCE—11,690 (c)

Auburn 81, #4 St. John's 65

March 16, 1986

NCAA Second Round West Regional

Long Beach Arena • Long Beach, Calif.

Auburn	FG-FGA	FT-FTA	REB	PF	TP	MIN	A	TO	BLK	S
Chris Morris	4-8	1-1	5	0	9	36	2	4	0	1
Chuck Person	12-22	3-3	15	1	27	37	1	1	0	2
Jeff Moore	7-14	1-1	5	3	15	26	0	1	0	0
Gerald White	3-5	4-5	3	2	10	30	9	5	0	4
Frank Ford	4-9	0-0	5	1	8	37	2	2	0	0
Terrance Howard	3-4	0-0	2	2	6	14	2	0	0	0
Mike Jones	2-4	2-3	2	2	6	20	0	2	1	0
Totals	35-66	11-13	38	11	81	200	16	15	1	7

FG%: 1st Half 21-40 .525, 2nd Half 14-26 .538, Game 35-66 .530; FT%: 1st Half 2-3 .667, 2nd Half 9-10 .900, Game 11-13 .846; Team Rebounds: 1; Deadball Rebounds: 3.

St. John's	FG-FGA	FT-FTA	REB	PF	TP	MIN	A	TO	BLK	S
Willie Glass	5-9	2-2	1	0	12	32	1	3	0	3
Shelton Jones	3-4	0-0	4	1	6	29	0	2	0	1
Walter Berry	9-14	2-2	7	3	20	39	0	3	1	1
Ron Rowan	6-16	2-2	2	4	14	36	2	3	0	2
Mark Jackson	1-8	1-2	4	4	3	38	12	3	0	1
John Hempel	4-6	0-0	1	2	8	16	0	1	0	1
Terry Bross	1-2	0-0	1	1	2	8	0	1	0	0
Steve Shurina	0-0	0-0	0	1	0	2	0	0	0	0
Totals	29-59	7-8	22	16	65	200	15	16	1	9

FG%: 1st Half 15-30 .500, 2nd Half 14-29 .483, Game 29-59 .492; FT%: 1st Half 2-2 1.000, 2nd Half 5-6 .833, Game 7-8 .875; Team Rebounds: 2; Deadball Rebounds: 3.

SCORE BY PERIODS	1	2	F
Auburn	44	37	— 81
St. John's	32	33	— 65

OFFICIALS—Paul Hausman, Gene Monje, Mac Chauvin
 TECHNICAL FOULS—None.
 ATTENDANCE—11,690 (c)



NCAA Tournament Box Scores

Auburn 70, #11 UNLV 63

March 20, 1986

NCAA West Regional Semifinal

The Summit • Houston, Texas

Auburn	FG-FGA	FT-FTA	REB	PF	TP	MIN	A	TO	BLK	S
Chris Morris	3-8	3-3	8	4	9	39	0	2	1	1
Chuck Person	12-22	1-2	11	1	25	37	0	1	0	2
Jeff Moore	5-10	1-2	9	2	11	32	4	5	0	1
Gerald White	3-4	6-7	1	2	12	33	10	3	0	1
Frank Ford	3-8	3-4	6	0	9	39	1	5	0	5
Terrance Howard	0-1	0-0	0	1	0	8	0	1	0	0
Mike Jones	2-5	0-0	1	2	4	12	2	3	1	0
Totals	28-58	14-18	41	12	70	200	17	20	2	10

FG%: 1st Half 11-26 .423, 2nd Half 17-32 .531, Game 28-58 .483; FT%: 1st Half 3-4 .750, 2nd Half 11-14 .786, Game 14-18 .778; Team Rebounds: 5; Deadball Rebounds: 1.

UNLV	FG-FGA	FT-FTA	REB	PF	TP	MIN	A	TO	BLK	S
Anthony Jones	8-19	0-3	4	1	16	39	4	1	0	1
Armon Gilliam	9-13	3-4	3	1	21	37	0	1	0	0
John Flowers	1-1	0-0	0	2	2	20	0	1	0	0
Mark Wade	0-0	0-1	3	5	0	36	12	6	0	2
Freddie Banks	9-21	2-2	1	2	20	35	6	1	0	1
Gary Graham	0-2	0-0	2	4	0	9	1	1	0	0
Eldridge Hudson	2-5	0-0	9	4	4	24	2	1	0	2
Totals	29-61	5-10	28	19	63	200	25	12	0	6

FG%: 1st Half 17-29 .586, 2nd Half 12-32 .375, Game 29-61 .475; FT%: 1st Half 0-0 .000, 2nd Half 5-10 .500, Game 5-10 .500; Team Rebounds: 6; Deadball Rebounds: 1.

SCORE BY PERIODS	1	2	F
Auburn	25	45	—
UNLV	34	29	—

OFFICIALS—Lenny Wirtz, Tim Higgins, Charlie Vacca
TECHNICAL FOULS—None. ATTENDANCE—10,936

#7 Louisville 84, Auburn 76

March 22, 1986

NCAA West Regional Final

The Summit • Houston, Texas

Auburn	FG-FGA	FT-FTA	REB	PF	TP	MIN	A	TO	BLK	S
Chris Morris	7-10	3-3	9	4	17	34	1	4	1	4
Chuck Person	11-24	1-2	4	3	23	38	1	2	0	0
Jeff Moore	4-8	3-5	6	2	11	31	2	0	0	0
Gerald White	3-6	2-2	2	2	8	34	9	4	0	1
Frank Ford	6-10	1-2	3	4	13	34	5	0	0	1
Terrance Howard	1-1	0-0	0	3	2	12	2	0	0	0
Mike Jones	1-3	0-0	1	3	2	17	0	0	1	0
Totals	33-62	10-14	27	21	76	200	20	10	2	6

FG%: 1st Half 20-32 .625, 2nd Half 13-30 .433, Game 33-62 .532; FT%: 1st Half 3-5 .600, 2nd Half 7-9 .778, Game 10-14 .714; Team Rebounds: 2; Deadball Rebounds: 2.

Louisville	FG-FGA	FT-FTA	REB	PF	TP	MIN	A	TO	BLK	S
Herbert Crook	8-12	4-5	11	3	20	39	3	1	0	1
Billy Thompson	5-10	3-4	7	4	13	26	4	4	0	1
Pervis Ellison	7-14	1-3	10	2	15	35	0	2	2	3
Milt Wagner	4-9	8-8	2	2	16	40	9	2	0	0
Jeff Hall	7-12	0-0	0	1	14	36	2	1	0	0
Mark McSwain	2-3	0-0	4	2	4	15	2	1	0	0
Kevin Walls	1-2	0-0	0	1	2	4	0	0	0	0
Tony Kimbro	0-1	0-0	1	0	0	5	0	1	0	0
Totals	34-63	16-20	37	15	84	200	20	12	2	5

FG%: 1st Half 22-39 .564, 2nd Half 12-24 .500, Game 34-63 .540; FT%: 1st Half 0-0 .000, 2nd Half 16-20 .800, Game 16-20 .800; Team Rebounds: 2; Deadball Rebounds: 0.

SCORE BY PERIODS	1	2	F
Auburn	43	33	—
Louisville	44	40	—

OFFICIALS—Don Rutledge, Lenny Wirtz, Charlie Vacca
TECHNICAL FOULS—None. ATTENDANCE—9,650



NCAA Tournament Box Scores

Auburn 62, San Diego 61

March 12, 1987

NCAA First Round Midwest Regional
Indiana Hoosier Dome • Indianapolis, Ind.

San Diego	FG-FGA	FT-FTA	REB	PF	TP	MIN	A	TO	BLK	S
Mark Manor	5-10	0-0	5	2	11	31	3	1	0	0
Mike Madden	3-8	1-3	11	1	7	34	3	2	2	1
Scott Thompson	5-11	4-4	4	4	14	25	1	2	1	0
Paul Leonard	3-7	0-0	2	1	6	38	5	3	0	1
Danny Means	7-12	2-3	4	1	18	30	2	0	0	3
Steve Krallman	1-2	0-2	2	2	2	20	0	1	0	1
Marty Munn	0-2	0-0	0	2	0	11	0	0	0	0
Eric Musselman	1-2	0-0	0	1	3	2	0	0	0	0
Mike Haupt	0-0	0-0	1	1	0	9	1	1	0	1
Totals	25-54	7-12	30	15	61	200	15	10	3	7

Three-Point Field Goals: Means 2-5, Manor 1-2, Musselman 1-2, Leonard 0-2, Munn 0-2, Thompson 0-1, Team 4-14.

FG%: 1st Half 14-28 .500, 2nd Half 11-26 .423, Game 25-54 .463; 3FG%: 1st Half 4-9 .444, 2nd Half 0-5 .000, Game 4-14 .286; FT%: 1st Half 1-4 .250, 2nd Half 6-8 .750, Game 7-12 .583; Team Rebounds: 1; Deadball Rebounds: 1.

Auburn	FG-FGA	FT-FTA	REB	PF	TP	MIN	A	TO	BLK	S
Mike Jones	11-16	2-4	7	3	24	32	2	1	2	0
Chris Morris	6-12	1-1	11	3	14	38	2	2	2	0
Jeff Moore	4-13	6-7	14	3	14	33	0	0	0	0
Gerald White	2-6	0-0	3	2	4	34	5	1	0	2
Frank Ford	2-9	2-4	5	2	6	40	3	4	0	3
Terrance Howard	0-1	0-0	0	1	0	17	0	1	0	0
Johnny Lynn	0-2	0-0	0	0	0	5	0	0	0	0
John Caylor	0-0	0-0	0	0	0	1	0	0	0	0
Totals	25-59	11-16	42	14	62	200	12	9	4	5

Three-Point Field Goals: Morris 1-2, White 0-4, Ford 0-2, Howard 0-1, Team 1-9.

FG%: 1st Half 11-26 .423, 2nd Half 14-33 .424, Game 25-59 .424; 3FG%: 1st Half 0-5 .000, 2nd Half 1-4 .250, Game 1-9 .111; FT%: 1st Half 6-7 .857, 2nd Half 5-9 .556, Game 11-16 .688; Team Rebounds: 2; Deadball Rebounds: 0.

SCORE BY PERIODS	1	2	F
San Diego	33	28	—
Auburn	28	34	—

OFFICIALS—Mickey Crowley, Chuck Weinkauff, Rusty Herring

TECHNICAL FOULS—None

ATTENDANCE—29,610

#3 Indiana 107, Auburn 90

March 14, 1987

NCAA Second Round Midwest Regional
Indiana Hoosier Dome • Indianapolis, Ind.

Auburn	FG-FGA	FT-FTA	REB	PF	TP	MIN	A	TO	BLK	S
Mike Jones	10-22	9-9	9	1	30	36	1	2	0	1
Chris Morris	5-11	0-1	4	5	10	22	2	0	0	0
Jeff Moore	11-20	2-2	10	4	24	33	1	0	0	1
Gerald White	6-13	1-1	1	2	17	37	10	4	1	1
Frank Ford	4-11	0-0	3	5	9	28	0	0	0	0
Terrance Howard	0-4	0-0	4	4	0	19	1	2	0	0
Johnny Lynn	0-4	0-0	2	2	0	13	0	2	0	1
John Caylor	0-0	0-0	0	2	0	10	0	1	0	2
Derrick Dennison	0-1	0-0	0	0	0	2	0	0	0	0
Totals	36-86	12-13	34	25	90	200	15	11	1	6

3-Point Field Goals: White 4-9, Ford 1-2, Jones 1-2, Lynn 0-1, Team 6-14.

FG%: 1st Half 19-44 .432, 2nd Half 17-42 .405, Game 36-86 .419; 3FG%: 1st Half 3-5 .600, 2nd Half 3-9 .333, Game 6-14 .429; FT%: 1st Half 7-7 1.000, 2nd Half 5-6 .833, Game 12-13 .923; Team Rebounds: 1; Deadball Rebounds: 0.

Indiana	FG-FGA	FT-FTA	REB	PF	TP	MIN	A	TO	BLK	S
Rick Calloway	7-12	4-4	13	0	18	39	1	5	0	1
Daryl Thomas	9-14	9-10	8	1	27	36	0	4	0	3
Dean Garrett	4-6	1-2	3	4	9	16	0	1	2	0
Steve Alford	10-17	4-5	3	2	31	38	5	2	0	0
Keith Smart	7-12	6-7	9	3	20	39	15	5	0	1
Steve Eyl	0-0	0-0	5	3	0	16	2	1	0	0
Todd Meier	0-0	0-0	2	1	0	9	0	0	0	0
Kreigh Smith	0-0	0-0	0	0	0	2	0	0	0	0
Joe Hillman	1-2	0-0	0	0	2	2	0	0	0	0
Brian Sloan	0-0	0-0	0	0	0	1	1	0	0	0
Tony Freeman	0-0	0-0	0	0	0	1	0	0	0	0
Dave Minor	0-0	0-0	1	0	0	1	0	0	0	0
Totals	38-63	24-28	45	14	107	200	24	18	2	5

3-Point Field Goals: Alford 7-11, Smart 0-2, Team 7-13.

FG%: 1st Half 18-27 .667, 2nd Half 20-36 .556, Game 38-63 .603; 3FG%: 1st Half 2-3 .667, 2nd Half 5-10 .500, Game 7-13 .538; FT%: 1st Half 15-18 .833, 2nd Half 9-10 .900, Game 24-28 .857; Team Rebounds: 1; Deadball Rebounds: 1.

SCORE BY PERIODS	1	2	F
Auburn	48	42	—
Indiana	53	54	—

OFFICIALS—Rick Wulkow, Chuck Weinkauff, Rusty Herring

TECHNICAL FOULS—None

ATTENDANCE—34,076



NCAA Tournament Box Scores

Auburn 90, #11 Bradley 86

March 17, 1988

NCAA First Round Southeast Regional
The Omni • Atlanta, Ga.

Bradley	FG-FGA	FT-FTA	REB	PF	TP	MIN	A	TO	BLK	S
Donald Powell	4-9	2-5	7	5	10	37	1	0	0	3
Trevor Trimpe	1-4	0-0	1	1	3	11	2	0	0	0
Luke Jackson	7-10	0-3	5	2	14	34	2	3	0	0
Anthony Manuel	0-3	0-0	4	4	0	40	10	6	0	0
Hersey Hawkins	15-25	8-11	10	3	44	40	6	4	2	3
Jerry Thomas	4-9	0-0	1	5	8	25	3	0	0	0
Paul Wilson	3-6	0-2	5	3	7	13	1	2	0	1
Totals	34-66	10-21	39	23	86	200	25	15	2	7

Three-Point Field Goals: Trimpe 1-4, Jackson 0-1, Hawkins 6-8, Thomas 0-1, Wilson 1-3, Team 8-17.

FG%: 1st Half 21-35 .600, 2nd Half 13-31 .419, Game 34-66 .515; 3FG%: 1st Half 5-6 .833, 2nd Half 3-11 .273, Game 8-17 .471; FT%: 1st Half 6-9 .667, 2nd Half 4-12 .333, Game 10-21 .476; Team Rebounds: 5; Deadball Rebounds: 4.

Auburn	FG-FGA	FT-FTA	REB	PF	TP	MIN	A	TO	BLK	S
John Caylor	5-8	5-6	5	2	18	38	2	3	0	2
Chris Morris	11-23	12-13	12	3	36	37	4	3	3	2
Jeff Moore	6-16	1-1	13	2	13	36	1	2	1	1
Terrance Howard	2-4	0-0	5	1	4	24	5	1	0	1
Derrick Dennison	1-6	2-2	1	3	5	17	3	0	0	1
Johnny Lynn	1-4	0-0	0	0	3	21	7	1	0	1
Matt Geiger	1-3	1-3	3	3	3	7	1	2	0	0
Keenan Carpenter	3-8	2-2	2	3	8	20	0	0	0	1
Totals	30-72	23-27	44	17	90	200	23	12	4	9

Three-Point Field Goals: Caylor 3-6, Morris 2-5, Howard 0-1, Dennison 1-2, Lynn 1-3, Carpenter 0-1, Team 7-18.

FG%: 1st Half 17-41 .415, 2nd Half 13-31 .419, Game 30-72 .417; 3FG%: 1st Half 4-10 .400, 2nd Half 3-8 .375, Game 7-18 .389; FT%: 1st Half 7-8 .875, 2nd Half 16-19 .842, Game 23-27 .852; Team Rebounds: 3; Deadball Rebounds: 1.

SCORE BY PERIODS	1	2	F
Bradley	53	33	—
Auburn	45	45	—

OFFICIALS—Jack Hannon, Dick Lynch, Dave Hall

TECHNICAL FOULS—Morris

ATTENDANCE—10,566

#8 Oklahoma 107, Auburn 87

March 19, 1988

NCAA Second Round Southeast Regional
The Omni • Atlanta, Ga.

Auburn	FG-FGA	FT-FTA	REB	PF	TP	MIN	A	TO	BLK	S
John Caylor	6-12	0-0	9	5	14	25	2	4	0	0
Chris Morris	6-13	4-4	5	5	17	23	2	3	3	0
Jeff Moore	5-18	12-13	11	4	22	34	2	1	1	1
Terrance Howard	3-13	0-0	4	2	7	34	8	8	0	1
Derrick Dennison	3-9	0-1	7	2	7	23	0	5	0	1
Johnny Lynn	4-5	3-3	3	2	14	23	3	4	0	1
Matt Geiger	0-1	2-2	3	3	2	15	1	0	0	1
Keenan Carpenter	2-10	0-0	2	1	4	20	0	0	0	0
Dustin Hester	0-0	0-0	0	0	0	1	0	0	0	0
Pete McBee	0-0	0-0	0	0	0	1	0	0	0	0
John Walker	0-3	0-0	1	0	0	1	0	0	0	0
Totals	29-84	21-23	57	24	87	200	18	25	4	5

Three-Point Field Goals: Caylor 2-5, Morris 1-4, Howard 1-6, Dennison 1-1, Lynn 3-4, Carpenter 0-4, Team 8-24.

FG%: 1st Half 11-35 .314, 2nd Half 18-49 .367, Game 29-84 .345; 3FG%: 1st Half 4-7 .571, 2nd Half 4-17 .235, Game 8-24 .333; FT%: 1st Half 11-11 1.000, 2nd Half 10-12 .833, Game 21-23 .913; Team Rebounds: 12; Deadball Rebounds: 0.

Oklahoma	FG-FGA	FT-FTA	REB	PF	TP	MIN	A	TO	BLK	S
Harvey Grant	4-10	0-1	2	4	8	19	1	2	1	1
Dave Sieger	5-9	0-0	1	4	15	28	6	0	0	4
Stacey King	14-22	9-12	9	2	37	40	3	3	2	1
Mookie Blaylock	8-14	3-3	4	1	21	39	9	1	0	4
Ricky Grace	5-9	4-4	6	3	15	37	8	2	0	2
Art Pollard	0-0	0-0	0	0	0	1	0	1	0	0
Mike Bell	0-0	0-0	1	0	0	2	0	1	1	0
Terrence Mullins	4-6	0-1	4	2	9	12	2	0	0	1
Andre Wiley	0-0	0-2	1	5	0	9	1	2	0	1
Anthony Martin	1-6	0-0	3	2	2	13	1	1	0	2
Totals	41-76	16-23	39	23	107	200	31	13	4	16

Three-Point Field Goals: Sieger 5-9, Blaylock 2-4, Grace 1-3, Mullins 1-1, Team 9-17.

FG%: 1st Half 20-37 .541, 2nd Half 21-39 .538, Game 41-76 .539; 3FG%: 1st Half 7-12 .583, 2nd Half 2-5 .400, Game 9-17 .529; FT%: 1st Half 4-7 .571, 2nd Half 12-16 .750, Game 16-23 .696; Team Rebounds: 8; Deadball Rebounds: 3.

SCORE BY PERIODS	1	2	F
Auburn	37	50	—
Oklahoma	51	56	—

OFFICIALS—Joe Silvester, Jack Hannon, Eric Harmon

TECHNICAL FOULS—None

ATTENDANCE—14,528



NCAA Tournament Box Scores

#4 Auburn 80, Winthrop 41

March 11, 1999

NCAA South Regional First Round

RCA Dome • Indianapolis, Ind.

Winthrop	FG	3FG	FT	R	F	TP	M	A	T	B	S
Heson Groves,F	1-6	0-0	1-2	5	2	3	37	2	5	1	0
Jacques Vandescure, F	2-5	0-0	2-5	7	1	6	26	1	4	0	1
Eric Fisher, C	1-2	0-0	0-0	2	3	2	10	0	0	3	1
Roger Toxey, G	0-6	0-2	0-0	1	1	0	20	0	3	0	1
Tyson Waterman, G	2-8	2-6	0-0	3	2	6	27	2	1	0	1
Pierre Wooten	1-5	0-0	2-4	2	2	4	7	0	0	0	0
Robbie Waldrop	2-5	2-5	0-0	1	0	6	13	1	2	0	0
Adrian Stockman	0-2	0-0	0-0	2	0	0	10	1	3	0	1
Rob Wallace	1-3	1-3	0-0	2	1	3	7	0	0	0	1
Dan Tollens	1-3	0-1	0-0	2	0	2	8	0	3	0	0
Reggie Coles	1-4	1-2	0-0	0	1	3	3	0	0	0	0
Juon. Pinckney	1-2	0-0	0-0	3	3	2	12	0	1	0	0
Eyo Effiong	1-4	0-0	2-5	1	3	4	18	0	2	1	0
Owen Barnes	0-0	0-0	0-0	0	0	0	2	0	0	0	0
Team							10				
Totals	14-55	6-19	7-16	41	19	41	200	7	25	5	6

FG%: 1st Half 7-25 .280, 2nd Half 7-30 .233, Game 14-55 .255; 3FG%: 1st Half 3-10 .300, 2nd Half 3-9 .333, Game 6-19 .316; FT%: 1st Half 1-2 .500, 2nd Half 6-14 .429, Game 7-16 .438; Deadball Rebounds: 4.

Auburn	FG	3FG	FT	R	F	TP	M	A	T	B	S
Chris Porter, F	4-9	0-0	1-1	5	3	9	24	0	1	0	4
Bryant Smith, F	3-11	1-1	2-4	9	2	9	26	1	3	0	2
Mamadou N'diaye,C	2-8	0-0	2-2	10	2	6	24	0	2	2	1
Scott Pohlman, G	4-8	3-5	3-5	0	1	14	23	1	2	0	2
Doc Robinson,G	6-9	2-4	0-0	3	0	14	23	4	2	0	2
Reggie Sharp	1-5	0-0	1-2	1	2	3	16	3	1	0	0
Jay Heard	3-6	2-5	1-2	9	0	9	16	4	1	0	4
Charlton Barker	0-0	0-0	2-4	2	0	2	2	0	0	0	0
Corey Watkins	0-0	0-0	0-0	0	0	0	1	1	0	0	0
Daymeon Fishback	1-6	1-4	2-2	4	1	5	19	0	1	0	1
Mack McGadney	2-7	0-2	0-0	4	0	4	8	0	0	0	0
Abe Smith	0-0	0-0	0-0	1	0	0	2	0	1	0	0
Adrian Chilliast	1-2	0-0	0-0	2	0	2	10	0	0	0	0
Adrian Person	1-3	1-2	0-0	2	2	3	6	0	0	0	0
Team							3				
Totals	28-74	10-23	14-22	55	13	80	200	14	14	2	16

FG%: 1st Half 13-33 .394, 2nd Half 15-41 .366, Game 28-74 .378; 3FG%: 1st Half 5-11 .455, 2nd Half 5-12 .417, Game 10-23 .435; FT%: 1st Half 6-8 .750, 2nd Half 8-14 .571, Game 14-22 .636; Deadball Rebounds: 4.

SCORE BY PERIODS	1	2	F	
Winthrop	18	23	--	41
Auburn	37	43	--	80

OFFICIALS--Donnee Gray, Tom Clark, Tim Gabutero
 TECHNICAL FOULS--None
 ATTENDANCE--27,184

#4 Auburn 81, Oklahoma State 74

March 13, 1999

NCAA South Regional Second Round

RCA Dome • Indianapolis, Ind.

Oklahoma State	FG	3FG	FT	R	F	TP	M	A	T	B	S
Glendon Alexander,F	1-7	0-3	3-4	1	0	5	26	1	1	0	0
Desmond Mason, F	8-11	2-4	8-9	9	1	26	37	2	1	0	2
Alex Webber, C	2-2	0-0	0-0	0	4	4	11	0	0	0	0
Adrian Peterson,G	11-16	4-8	1-2	4	2	27	39	0	2	0	1
Doug Gottlieb,G	1-4	0-0	1-2	2	3	3	36	12	6	0	0
Fredrik Jonzen	1-3	0-0	0-0	2	0	2	9	0	1	0	1
Brian Montonati	0-4	0-0	1-2	4	5	1	25	1	3	2	0
Joe Adkins	2-5	2-5	0-1	4	2	6	17	2	2	0	1
Team							2				
Totals	26-52	8-20	14-20	28	17	74	200	18	16	2	5

FG%: 1st Half 11-28 .393, 2nd Half 15-24 .625, Game 26-52 .500; 3FG%: 1st Half 3-9 .333, 2nd Half 5-11 .455, Game 8-20 .400; FT%: 1st Half 8-13 .615, 2nd Half 6-7 .857, Game 14-20 .700; Deadball Rebounds: 1.

Auburn	FG	3FG	FT	R	F	TP	M	A	T	B	S
Chris Porter, F	4-8	0-0	1-2	10	1	9	33	1	3	0	2
Bryant Smith, F	6-11	1-4	4-4	4	1	17	36	2	0	0	0
Mamadou N'diaye, C	3-6	0-0	1-2	7	3	7	29	0	1	1	0
Scott Pohlman, G	11-17	2-3	4-4	3	2	28	32	1	0	0	0
Doc Robinson, G	6-9	1-3	0-0	1	4	13	24	3	1	0	0
Reggie Sharp	1-4	0-3	0-0	1	1	2	9	2	1	0	1
Jay Heard	2-4	1-2	0-0	2	2	5	18	2	1	0	3
Charlton Barker	0-0	0-0	2-4	2	0	2	2	0	0	0	0
Daymeon Fishback	0-4	0-1	0-0	2	0	0	8	0	0	0	0
Mack McGadney	0-1	0-1	0-0	2	2	0	9	1	0	0	0
Adrian Chilliast	0-0	0-0	0-0	0	1	0	2	0	2	0	0
Team							3				
Totals	33-64	5-17	10-12	35	17	81	200	12	9	1	6

FG%: 1st Half 15-36 .417, 2nd Half 18-28 .643, Game 33-64 .516; 3FG%: 1st Half 3-11 .273, 2nd Half 2-6 .333, Game 5-17 .294; FT%: 1st Half 4-4 1.000, 2nd Half 6-8 .750, Game 10-12 .833; Deadball Rebounds: 1.

SCORE BY PERIODS	1	2	F	
Oklahoma State	33	41	--	74
Auburn	37	44	--	81

OFFICIALS--Ted Hillary, Donnee Gray, Lonnie Dixon
 TECHNICAL FOULS--None
 ATTENDANCE--30,318



NCAA Tournament Box Scores

#14 Ohio State 72, #4 Auburn 64

March 18, 1999

NCAA South Regional Semifinal

Thompson-Boling Arena • Knoxville, Tenn.

Ohio State	FG	3FG	FT	R	F	TP	M	A	T	B	S
Brian Brown, F	2-9	1-4	4-6	6	0	9	33	4	1	1	1
Jason Singleton, F	3-4	0-0	1-3	2	4	7	21	1	1	0	1
Ken Johnson, C	2-4	0-0	0-2	2	4	4	25	0	1	1	0
Scoonie Penn, G	9-16	4-7	4-4	3	4	26	36	4	0	1	3
Michael Redd, G	9-19	1-3	3-4	10	2	22	36	2	2	0	1
Neshaun Coleman	0-1	0-1	0-0	3	0	0	4	0	0	0	0
Boban Savovic	1-3	0-2	0-0	0	1	2	12	0	1	0	0
Jon Sanderson	0-2	0-0	0-1	2	1	0	6	0	1	0	0
George Reese	1-4	0-0	0-3	3	0	2	27	0	2	0	1
Team				6							
Totals	27-62	6-17	12-23	37	16	72	200	11	9	3	7

FG%: 1st Half 14-35 .400, 2nd Half 13-27 .481, Game 27-62 .435; 3FG%: 1st Half 3-10 .300, 2nd Half 3-7 .429, Game 6-17 .353; FT%: 1st Half 0-0 .000, 2nd Half 12-23 .522, Game 12-23 .522; Deadball Rebounds: 5.

Auburn	FG	3FG	FT	R	F	TP	M	A	T	B	S
Chris Porter, F	6-10	2-3	1-2	11	5	15	32	2	5	0	0
Bryant Smith, F	4-9	0-3	2-2	2	1	10	33	1	2	0	2
Mamadou N'diaye, C	1-3	0-0	1-2	11	3	3	34	1	4	3	1
Scott Pohlman, G	2-8	1-5	2-2	2	2	7	24	3	2	0	0
Doc Robinson, G	5-13	2-3	2-3	0	3	14	33	6	3	0	0
Reggie Sharp	0-0	0-0	0-0	0	0	0	3	0	0	0	0
Jay Heard	0-3	0-2	1-2	1	1	1	9	0	0	0	1
Daymeon Fishback	4-10	3-6	1-2	9	1	12	23	1	1	0	0
Mack McGadney	1-3	0-0	0-0	1	1	2	6	0	0	0	1
Abe Smith	0-0	0-0	0-0	0	0	0	1	0	0	0	0
Adrian Chilliist	0-0	0-0	0-0	0	0	0	2	0	1	0	0
Team				4							
Totals	23-59	8-22	10-15	41	17	64	200	14	18	3	5

FG%: 1st Half 8-29 .276, 2nd Half 15-30 .500, Game 23-59 .390; 3FG%: 1st Half 4-11 .364, 2nd Half 4-11 .364, Game 8-22 .364; FT%: 1st Half 6-11 .545, 2nd Half 4-4 1.000, Game 10-15 .667; Deadball Rebounds: 4.

SCORE BY PERIODS	1	2	F
Ohio State	31	41	--
Auburn	26	38	--

OFFICIALS--Tim Higgins, Lonnie Dixon, Dick Cartmell

TECHNICAL FOULS--None

ATTENDANCE--23,898

#22 Auburn 72, Creighton 69

March 16, 2000

NCAA Midwest Regional First Round

Hubert H. Humphrey Metrodome • Minneapolis, Minn.

Creighton	FG	3FG	FT	R	F	TP	M	A	T	B	S
Matt West, F	1-3	1-2	0-0	1	0	3	22	0	0	0	0
Donnie Johnson, F	2-6	0-0	0-0	0	4	4	18	2	2	0	2
Alan Huss, C	1-6	0-1	0-0	5	2	2	21	2	0	0	0
Ben Walker, G	6-13	1-3	0-0	5	1	13	32	0	1	0	1
Ryan Sears, G	6-12	4-10	2-5	4	2	18	38	8	0	0	2
Kyle Korver	4-13	2-10	0-0	2	1	10	28	3	0	1	2
Livan Pyfrom	1-2	0-0	1-2	1	1	3	9	0	1	0	1
Justin Haynes	2-4	1-1	0-0	4	3	5	17	0	1	1	0
Terrell Taylor	4-6	3-5	0-0	1	4	11	14	1	1	1	0
Dan Kolder	0-0	0-0	0-0	0	0	0	1	0	0	0	0
Team				6							
Totals	27-65	12-32	3-7	29	18	69	200	16	6	3	8

FG%: 1st Half 10-29 .345, 2nd Half 17-36 .472, Game 27-65 .415; 3FG%: 1st Half 4-15 .267, 2nd Half 8-17 .471, Game 12-32 .375; FT%: 1st Half 1-2 .500, 2nd Half 2-5 .400, Game 3-7 .429; Deadball Rebounds: 2.

Auburn	FG	3FG	FT	R	F	TP	M	A	T	B	S
Mack McGadney, F	6-11	2-4	1-3	3	1	15	33	2	0	1	0
Mamadou N'diaye, C	4-5	0-0	7-9	11	1	15	32	2	1	3	1
Jay Heard, G	2-4	2-3	0-0	1	1	6	14	0	1	1	0
Daymeon Fishback, G	6-9	4-5	0-0	6	1	16	32	1	3	1	0
Doc Robinson, G	3-10	1-3	2-2	6	2	9	33	6	1	0	0
Marquis Daniels	2-4	1-2	0-1	0	0	5	14	0	3	0	0
Scott Pohlman	2-7	1-4	1-1	2	2	6	26	1	3	0	0
Reggie Sharp	0-0	0-0	0-0	4	1	0	16	0	1	0	0
Jimbo Tolbert	0-0	0-0	0-0	0	0	0	0+	0	1	0	0
Team				5					1		
Totals	25-50	11-21	11-16	38	9	72	200	12	15	6	1

FG%: 1st Half 16-26 .615, 2nd Half 9-24 .375, Game 25-50 .500; 3FG%: 1st Half 6-12 .500, 2nd Half 5-9 .556, Game 11-21 .524; FT%: 1st Half 2-3 .667, 2nd Half 9-13 .692, Game 11-16 .688; Deadball Rebounds: 3.

SCORE BY PERIODS	1	2	F
Creighton	25	44	--
Auburn	40	32	--

OFFICIALS--Donnee Gray, Reggie Greenwood, Andy Rios

TECHNICAL FOULS--None

ATTENDANCE--20,013



NCAA Tournament Box Scores

#6 Iowa State 79, #22 Auburn 60

March 18, 2000

NCAA Midwest Regional Second Round

Hubert H. Humphrey Metrodome • Minneapolis, Minn.

Auburn	FG	3FG	FT	R	F	TP	M	A	T	B	S
Mack McGadney, F	4-10	0-2	0-0	6	5	8	24	0	1	0	0
Mamadou N'diaye, C	4-7	0-0	1-3	3	4	9	34	0	1	2	1
Jay Heard, G	2-6	0-2	0-1	1	2	4	16	1	0	0	0
Daymeon Fishback, G	3-9	2-8	0-0	6	3	8	31	3	2	0	0
Doc Robinson, G	5-18	2-8	0-0	3	1	12	33	2	2	0	0
Marquis Daniels	5-7	1-1	1-1	7	4	12	30	0	1	0	2
Scott Pohlman	1-5	1-3	0-0	1	2	3	23	3	1	0	0
Reggie Sharp	0-0	0-0	0-0	0	0	0	6	2	1	0	0
Jamison Brewer	0-1	0-0	4-5	0	0	4	3	0	1	0	0
Team				4					1		
Totals	24-63	6-24	6-10	31	21	60	200	11	11	2	3

FG%: 1st Half 14-27 .519, 2nd Half 10-36 .278, Game 24-63 .381; 3FG%: 1st Half 3-9 .333, 2nd Half 3-15 .200, Game 6-24 .250; FT%: 1st Half 2-4 .500, 2nd Half 4-6 .667, Game 6-10 .600; Deadball Rebounds: 0.

Iowa State	FG	3FG	FT	R	F	TP	M	A	T	B	S
Stevie Johnson, F	6-8	1-1	8-11	8	4	21	34	1	0	1	0
Marcus Fizer, F	7-17	0-3	8-9	12	3	22	38	1	2	0	0
Kantrail Horton, G	1-3	0-2	0-0	2	1	2	37	4	1	0	0
Jamaal Tinsley, G	3-10	2-4	4-6	4	3	12	38	7	4	2	3
Michael Nurse, G	4-5	1-2	5-5	5	3	14	37	2	2	0	1
Martin Rancik	1-1	0-0	0-0	2	1	2	4	0	0	0	0
Brandon Hawkins	1-2	0-1	0-0	2	0	2	8	1	1	0	1
Richard Evans	2-2	0-0	0-0	2	0	4	4	0	0	0	0
Team				1					1		
Totals	25-48	4-13	25-31	38	15	79	200	16	11	3	5

FG%: 1st Half 11-24 .458, 2nd Half 14-24 .583, Game 25-48 .521; 3FG%: 1st Half 1-5 .200, 2nd Half 3-8 .375, Game 4-13 .308; FT%: 1st Half 9-10 .900, 2nd Half 16-21 .762, Game 25-31 .806; Deadball Rebounds: 3.

SCORE BY PERIODS	1	2	F
Auburn	33	27	--
Iowa State	32	47	--

OFFICIALS--Mike Sanzere, Bob Donato, Donnee Gray

TECHNICAL FOULS--None

ATTENDANCE--26,328

Auburn 65, Saint Joseph's 63 (ot)

March 21, 2003

NCAA East Regional First Round

St. Pete Times Forum • Tampa, Fla.

Auburn	FG	3FG	FT	R	F	TP	M	A	T	B	S
Marquis Daniels, F	10-19	3-4	2-4	8	1	25	42	4	1	0	2
Marco Killingsworth, F	7-15	0-2	1-1	7	1	15	36	1	4	0	1
Kyle Davis, C	3-5	0-0	1-2	9	3	7	33	1	4	4	0
Derrick Bird, G	3-8	2-6	3-4	1	4	11	37	0	4	1	0
Lewis Monroe, G	0-4	0-2	0-0	4	2	0	41	4	1	0	0
Brandon Robinson	0-1	0-0	1-2	4	3	1	0	1	0	0	1
Nathan Watson	2-5	2-4	0-0	2	1	6	13	0	0	0	0
Donny Calton	0-0	0-0	0-0	0	1	0	0+	0	0	0	0
Chris Lollar	0-0	0-0	0-0	0	0	0	2	1	0	0	0
Team				3							
Totals	25-57	7-18	8-13	38	16	65	225	11	15	5	4

FG%: 1st Half 13-30 .433, 2nd Half 9-21 .429, OT 3-6 .500, Game 25-57 .439; 3FG%: 1st Half 4-11 .364, 2nd Half 3-7 .429, OT 0-0 .000, Game 7-18 .389; FT%: 1st Half 2-4 .500, 2nd Half 4-6 .667, OT 2-3 .667, Game 8-13 .615; Deadball Rebounds: 2.

Saint Joseph's	FG	3FG	FT	R	F	TP	M	A	T	B	S
Pat Carroll, F	0-5	0-5	0-0	1	1	0	22	1	1	0	1
Dave Mallon, F	1-3	1-2	0-0	1	0	3	9	1	0	0	0
Alexandre Sazanov, C	2-4	0-0	3-4	4	3	7	13	0	3	0	0
Tyrone Barley, G	0-4	0-2	0-0	3	4	0	34	6	2	0	3
Jameer Nelson, G	11-22	3-7	7-8	9	2	32	45	1	0	0	1
Chris Cologer	0-0	0-0	0-0	3	0	0	9	0	0	0	0
Dwayne Lee	0-0	0-0	0-0	0	0	0	0+	0	0	0	0
Chet Stachitas	0-1	0-1	0-0	0	0	0	2	0	0	0	0
Delonte West	3-13	2-7	2-2	3	3	10	33	2	2	0	2
Dwayne Jones	4-5	0-0	1-2	6	1	9	32	0	0	4	0
John Bryant	1-2	0-0	0-0	2	5	2	26	0	3	0	1
Team				4					1		
Totals	22-59	6-24	13-16	36	19	63	225	11	12	4	8

FG%: 1st Half 7-24 .292, 2nd Half 13-30 .433, OT 2-5 .400, Game 22-59 .373; 3FG%: 1st Half 2-10 .200, 2nd Half 2-10 .200, OT 2-4 .500, Game 6-24 .250; FT%: 1st Half 3-4 .750, 2nd Half 10-12 .833, OT 0-0 .000, Game 13-16 .813; Deadball Rebounds: 1.

SCORE BY PERIODS	1	2	OT	F
Auburn	32	25	8	--
Saint Joseph's	19	38	6	--

OFFICIALS--Steve Welmer, Curtis Shaw, Rick Hartzell

TECHNICAL FOULS--None

ATTENDANCE--17,024



NCAA Tournament Box Scores

Auburn 68, #8 Wake Forest 62

March 23, 2003

NCAA East Regional Second Round

St. Pete Times Forum • Tampa, Fla.

Auburn	FG	3FG	FT	R	F	TP	M	A	T	B	S
Marquis Daniels, F	7-15	0-4	4-7	4	4	18	26	1	4	0	3
Marco Killingsworth,F	4-10	0-1	3-4	8	2	11	32	3	4	0	1
Kyle Davis, C	1-3	0-0	0-0	4	2	2	26	1	2	4	1
Derrick Bird, G	3-10	1-6	2-2	2	3	9	33	1	0	0	0
Lewis Monroe, G	2-6	2-5	6-6	1	2	12	37	3	3	0	3
Brandon Robinson	5-9	0-1	1-1	3	4	11	22	0	1	2	0
Nathan Watson	2-3	1-2	0-0	6	1	5	21	2	0	0	1
Chris Lollar	0-0	0-0	0-0	0	0	0	3	0	0	0	0
Team	5										
Totals	24-56	4-19	16-20	33	18	68	200	11	14	6	9

FG%: 1st Half 14-31 .452, 2nd Half 10-25 .400, Game 24-56 .429; 3FG%: 1st Half 3-10 .300, 2nd Half 1-9 .111, Game 4-19 .211; FT%: 1st Half 3-4 .750, 2nd Half 13-16 .813, Game 16-20 .800; Deadball Rebounds: 1.

Wake Forest	FG	3FG	FT	R	F	TP	M	A	T	B	S
Jamaal Levy, F	1-4	0-1	1-2	7	5	3	34	1	2	3	0
Vytas Danelius, F	1-6	0-4	2-3	7	3	4	36	1	2	1	1
Eric Williams, C	1-4	0-0	2-2	0	4	4	10	0	1	0	1
Taron Downey, G	3-6	3-5	0-0	4	2	9	36	1	4	0	1
Josh Howard, G	4-10	0-3	6-6	8	4	14	34	1	7	3	4
Chris Ellis	0-0	0-0	0-0	0	1	0	8	0	0	0	0
Justin Gray	8-15	5-9	5-6	4	2	26	30	1	0	0	0
Richard Joyce	0-0	0-0	0-0	0	0	0	0+	0	0	0	0
Steve Lepore	0-1	0-1	0-0	0	1	0	1	0	0	0	0
Trent Strickland	0-3	0-0	2-2	1	1	2	11	0	1	0	0
Team	4										
Totals	18-49	8-23	18-21	35	23	62	200	5	18	7	7

FG%: 1st Half 11-23 .478, 2nd Half 7-26 .269, Game 18-49 .367; 3FG%: 1st Half 5-11 .455, 2nd Half 3-12 .250, Game 8-23 .348; FT%: 1st Half 11-12 .917, 2nd Half 7-9 .778, Game 18-21 .857; Deadball Rebounds: 1.

SCORE BY PERIODS	1	2	F	
Auburn	34	34	--	68
Wake Forest	38	24	--	62

OFFICIALS--Tony Greene, Steve Welmer, Ted Hillary
 TECHNICAL FOULS--None.
 ATTENDANCE--21,304 (c)

#12 Syracuse 79, Auburn 78

March 28, 2003

NCAA East Regional Sweet 16

Pepsi Arena • Albany, N.Y.

Auburn	FG	3FG	FT	R	F	TP	M	A	T	B	S
Marquis Daniels, F	12-21	0-1	3-4	9	3	27	38	4	4	0	2
Marco Killingsworth,F	0-3	0-0	2-2	5	3	2	18	0	3	0	0
Kyle Davis, C	1-6	0-0	0-0	6	4	2	20	0	2	4	0
Derrick Bird, G	3-10	3-9	2-2	4	2	11	38	5	1	0	0
Lewis Monroe, G	4-7	3-5	1-2	2	4	12	35	1	0	0	0
Troy Gaines	0-0	0-0	0-0	0	0	0	0+	1	0	0	0
Brandon Robinson	2-8	0-0	4-4	9	0	8	20	2	4	0	1
Nathan Watson	5-8	4-7	2-2	1	3	16	29	2	1	0	2
Rodney Tucker	0-0	0-0	0-0	0	0	0	2	0	1	1	0
Team	4										
Totals	27-63	10-22	14-17	40	19	78	200	15	17	5	5

FG%: 1st Half 9-30 .300, 2nd Half 18-33 .545, Game 27-63 .429; 3FG%: 1st Half 3-7 .429, 2nd Half 7-15 .467, Game 10-22 .455; FT%: 1st Half 6-7 .857, 2nd Half 8-10 .800, Game 14-17 .824; Deadball Rebounds: 2.

Syracuse	FG	3FG	FT	R	F	TP	M	A	T	B	S
Hakim Warrick, F	6-12	0-0	3-4	4	5	15	25	1	2	0	3
Carmelo Anthony,F	7-17	2-4	2-3	8	2	18	34	3	2	1	2
Craig Forth, C	0-1	0-0	0-0	1	2	0	12	1	0	2	1
Kueth Duany, G	3-9	2-6	4-4	5	0	12	26	0	1	0	1
Gerry McNamara,G	2-6	1-4	4-5	2	2	9	37	3	0	0	0
Billy Edelin	1-2	0-0	3-4	6	2	5	17	4	3	0	1
Jeremy McNeil	3-6	0-0	0-0	7	3	6	27	0	2	4	0
Josh Pace	7-13	0-0	0-1	2	1	14	12	2	0	0	1
Team	1										
Totals	29-66	5-14	16-21	36	17	79	200	14	10	7	9

FG%: 1st Half 14-34 .412, 2nd Half 15-32 .469, Game 29-66 .439; 3FG%: 1st Half 3-9 .333, 2nd Half 2-5 .400, Game 5-14 .357; FT%: 1st Half 6-6 1.000, 2nd Half 10-15 .667, Game 16-21 .762; Deadball Rebounds: 3.

SCORE BY PERIODS	1	2	F	
Auburn	27	51	--	78
Syracuse	37	42	--	79

OFFICIALS--John Clougherty, John Higgins, Rick Hartzell
 TECHNICAL FOULS--None
 ATTENDANCE--15,093 (c)



National Invitational Tournament

RESULTS

1993

NIT First Round at the Littlejohn Coliseum in Clemson, S.C.
March 18—Clemson 84, Auburn 72

1995

NIT First Round at Beard-Eaves-Memorial Coliseum in Auburn, Ala.
March 15—Marquette 68, Auburn 61

1996

NIT First Round at Beard-Eaves-Memorial Coliseum in Auburn, Ala.
March 13—Tulane 87, Auburn 73 (ot)

1988

NIT First Round at Beard-Eaves-Memorial Coliseum in Auburn, Ala.
March 11—Auburn 77, Southern Miss 62
NIT Second Round at the Bradley Center in Milwaukee, Wis.
March 16—Marquette 75, Auburn 60 (ot)

2001

NIT First Round at Beard-Eaves-Memorial Coliseum in Auburn, Ala.
March 14—Auburn 60, Miami, Fla. 58
NIT Second Round at Mackey Arena in West Lafayette, Ind.
March 20—Purdue 79, Auburn 61

2009

NIT First Round at Beard-Eaves-Memorial Coliseum in Auburn, Ala.
March 18—Auburn 87, UT Martin 82
NIT Second Round at Beard-Eaves-Memorial Coliseum in Auburn, Ala.
March 20—Auburn 74, Tulsa 55
NIT Third Round at Beard-Eaves-Memorial Coliseum in Auburn, Ala.
March 24—Baylor 74, Auburn 72
NIT TOTALS:-Won 4, Lost 6 (.400)

RECORDS

INDIVIDUAL SINGLE GAME

Points—28, Wesley Person (1993 at Clemson)
Field Goals—11, Wesley Person (1993 at Clemson)
Field Goals Attempted—22, Wesley Person (1993 at Clemson)
3-Pointers Made—6, Wesley Person (1993 at Clemson)
3-Pointers Attempted—13, Wesley Person (1993 at Clemson)
3-Point Pct.—.600, Scott Pohlman (3-5, 1998 vs. Southern Miss)
.600, Rasheem Barrett (3-5, 2009 vs. Baylor)
Free Throws—6, DeWayne Reed (2009 vs. UT Martin)
6, Quantez Robertson (2009 vs. Tulsa)
Free Throws Att.—10, DeWayne Reed (2009 vs. UT Martin)
Rebounds—13, Korvotney Barber (2009 vs. Baylor)
Assists—7, Jamison Brewer (2001 vs. Miami, Fla.)
Blocks—13, Kyle Davis (2001 vs. Miami, Fla.)*NIT record

TEAM SINGLE GAME

Points—87 (2009 vs. UT Martin)
Field Goals—32 (1993 at Clemson)
Field Goals Attempted—80 (1993 at Clemson)
Field Goal Percentage—.456 (26-57, 2009 vs. Southern Miss)
3-Pointers Made—14 (2009 vs. UT Martin)
3-Pointers Attempted—37 (1993 at Clemson)
3-Point Percentage—.483 (14-29, 2009 vs. UT Martin)
Free Throws—17 (1996 vs. Tulane)
Free Throws Attempted—35 (2009 vs. UT Martin)
Free Throw Percentage—.714 (1998 vs. Southern Miss)
Rebounds—43 (2009 vs. Tulsa)
Fouls—19 ('95 vs. Marquette)/('98 at Marquette)/('01 at Purdue)

OPPONENT INDIVIDUAL SINGLE GAME

Points—33, Lester Hudson (2209 for UT Martin)
Field Goals—12, Lester Hudson (2009 for UT Martin)
Field Goals Attempted—25, Jerald Honeycutt (1996 for Tulane)
3-Pointers Made—6, Lester Hudson (2009 for UT Martin)

3-Pointers Attempted—17, Lester Hudson (2009 for UT Martin)
3-Point Pct.—.714, Aaron Hutchins (5-7, 1995 for Marquette)
Free Throws—6, LeVeldro Simmons (1996 for Tulane)
Free Throws Attempted—7, LeVeldro Simmons (1996 for Tulane)
Rebounds—15, James Jones (2001 for Miami, Fla.)
Assists—10, Tony Miller (1995 for Marquette)

OPPONENT TEAM SINGLE GAME

Points—87 (1996 by Tulane)
Field Goals—34 (1996 by Tulane)
Field Goals Attempted—70 (1996 by Tulane)
Field Goal Percentage—.524 (33-63, 1993 by Clemson)
3-Pointers—11 (2009 by UT Martin)
3-Pointers Attempted—31 (2009 by UT Martin)
3-Point Percentage—.474 (9-19, 1995 by Marquette)
Free Throws—19 (2001 by Purdue)
Free Throws Attempted—30 (1998 at Marquette)
Free Throw Percentage—.842 (23-30, 1998 at Marquette)
Rebounds—45 (2009 by Tulsa)
Fouls—23 (2009 by Tulsa)

National Invitational Tournament Box Scores

Clemson 84, Auburn 72

March 18, 1993

NIT First Round

Littlejohn Coliseum • Clemson, SC

Auburn	FG-FGA	FT-FTA	REB	PF	TP	MIN	A	TO	BLK	S
Wesley Person	11-22	0-1	3	3	28	37	1	3	0	1
Aubrey Wiley	6-7	0-0	11	5	12	27	1	2	1	3
Aaron Swinson	4-8	0-0	4	1	8	23	1	1	0	1
Reggie Gallon	6-14	0-0	3	4	14	37	3	2	0	1
Ronnie Battle	3-18	0-2	3	0	6	36	5	5	0	2
Mark Hutton	2-8	0-0	8	1	4	30	0	1	3	3
Lance Weems	0-2	0-0	1	1	0	6	2	0	0	1
Rod Joyce	0-1	0-0	3	0	0	4	0	2	0	0
Totals	32-80	0-3	39	15	72	200	13	16	4	12

Three-Point Field Goals: Person 6-13, Gallon 2-8, Battle 0-12, Hutton 0-2, Weems 0-2.

FG%: 1st Half 16-37 .432, 2nd Half 16-43 .372, Game 32-80 .400; 3-Point. FG%: 1st Half 3-14 .214, 2nd Half 5-23 .217, Game 8-37 .216; FT%: 1st Half 0-1 .000, 2nd Half 0-2 .000, Game 0-3 .000. Team Rebounds: 3; Deadball Rebounds: 3.

Clemson	FG-FGA	FT-FTA	REB	PF	TP	MIN	A	TO	BLK	S
Andre Bovain	8-15	2-3	13	1	21	35	2	5	0	2
Devin Gray	11-17	1-1	9	0	23	36	2	1	1	1
Sharone Wright	4-10	2-4	6	2	10	36	1	5	5	1
Bruce Martin	4-7	0-0	7	0	11	30	1	2	1	2
Chris Whitney	4-9	4-5	4	2	15	36	9	6	0	3
Wayne Buckingham	2-4	0-1	0	0	4	7	0	0	1	3
Lou Richie	0-1	0-0	1	4	0	18	5	3	0	3
Jeff Brown	0-0	0-0	0	4	0	1	0	1	0	0
Frank Tomera	0-0	0-0	0	0	0	1	0	0	0	0
Totals	33-63	9-14	43	9	84	200	20	23	8	15

Three-Point Field Goals: Bovain 3-7, Gray 0-1, Martin 3-6, Whitney 3-6.

FG%: 1st Half 21-35 .600, 2nd Half 12-28 .429, Game 33-63 .524; 3-Point FG%: 1st Half 6-12 .500, 2nd Half 3-8 .375, Game 9-20 .450; FT%: 1st Half 3-4 .750, 2nd Half 6-10 .600, Game 9-14 .643; Team Rebounds: 3; Deadball Rebounds: 1.

SCORE BY PERIODS

	1	2	F
Auburn	35	37	—
Clemson	51	33	—

OFFICIALS—Ron Foxcroft, Michael Kitts, John Hughes

TECHNICAL FOULS—None

ATTENDANCE—9,500



National Invitational Tournament Box Scores

Marquette 68, Auburn 61
March 15, 1995

NIT First Round

Beard-Eaves-Memorial Coliseum
Auburn, Ala.

Marquette	FG	3FG	FT	R	F	TP	A	T	B	S	M
Faisal Abraham	2-5	0-0	0-0	4	2	5	0	2	1	0	17
Roney Eford	0-3	0-2	0-0	2	2	0	4	1	0	1	24
Amal McCaskill	4-10	0-0	0-0	11	2	10	2	0	3	1	34
Anthony Pieper	3-6	2-4	4-6	4	1	12	1	0	0	0	31
Tony Miller	2-6	0-2	5-7	6	2	9	10	4	0	3	38
Chris Crawford	4-6	2-3	0-1	3	3	10	2	2	0	0	20
Aaron Hutchins	7-9	5-7	1-2	2	1	20	0	1	0	2	17
Abel Joseph	1-2	0-0	0-0	0	0	2	0	0	0	0	6
William Gates	0-0	0-0	0-0	1	1	0	0	1	0	0	8
Dwayne Streater	0-1	0-0	0-0	0	0	0	0	1	0	0	2
Zack McCall	0-1	0-1	0-0	1	0	0	0	0	0	0	3
Richard Shaw	0-0	0-0	0-0	0	0	0	0	0	0	0	0
Team											1
Totals	23-49	9-19	13-20	36	14	68	1912	4	7	200	

FG%: 1st Half 13-25 .520, 2nd Half 10-24 .417, Game 23-49 .469;
3-Point FG%: 1st Half 6-12 .500, 2nd Half 3-7 .429, Game 9-19 .474;
FT%: 1st Half 3-5 .600, 2nd Half 10-15 .667, Game 13-20 .650. Team
Rebounds: 1; Deadball Rebounds: 4.

Auburn	FG	3FG	FT	R	F	TP	A	T	B	S	M
Kevin Galloway	0-0	0-0	0-0	0	1	0	0	0	0	0	3
Chris Davis	6-9	0-0	4-9	8	2	16	1	3	1	0	28
Pat Burke	3-8	0-1	0-0	2	0	6	2	3	2	1	32
Wes Flanigan	2-10	0-2	4-5	7	3	8	3	1	1	0	34
Moochie Norris	4-10	1-5	0-0	2	4	9	6	1	0	1	31
Ray Donald	2-4	2-3	0-0	5	3	6	2	0	0	1	27
Lance Weems	6-15	4-11	0-0	5	4	16	2	1	0	2	28
Franklin Williams	0-2	0-0	0-0	2	3	0	0	2	1	1	17
Jim Costner	0-0	0-0	0-0	0	0	0	0	1	0	0	3
Team											1
Totals	23-58	7-22	8-14	32	19	61	1612	5	6	200	

FG%: 1st Half 14-31 .452, 2nd Half 9-27 .333, Game 23-58 .397;
3-Point FG%: 1st Half 4-11 .364, 2nd Half 3-11 .273, Game 7-22
.318; FT%: 1st Half 5-8 .625, 2nd Half 3-6 .500, Game 8-14 .571;
Deadball Rebounds: 2.

SCORE BY PERIODS	1	2	F
Marquette	35	33	68
Auburn	37	24	61

OFFICIALS--Hal Lusk, Steven Pyatt, Eddie Jackson
TECHNICAL FOULS--Amal McCaskill
ATTENDANCE--9,359

Tulane 87, Auburn 73 (ot)
March 13, 1996

NIT First Round

Beard-Eaves-Memorial Coliseum
Auburn, Ala.

Tulane	FG	3FG	FT	R	F	TP	A	T	B	S	M
Correy Childs, F	2-3	0-0	3-4	3	3	7	4	2	0	3	30
Jerald Honeycutt, F	10-25	2-9	2-2	9	2	24	5	1	2	0	40
Lawrence Nelson, C	1-3	0-0	0-2	2	4	2	3	0	0	0	20
LeVeldro Simmons, G	8-18	4-8	6-7	6	2	26	5	4	0	4	41
Chris Cameron, G	6-8	1-1	0-0	11	2	13	3	2	1	2	41
Rayshard Allen	5-7	0-0	0-1	6	0	10	2	2	0	3	24
Shun Sheffield	0-1	0-0	0-0	0	1	0	0	0	0	0	7
Patrick Lewis	0-3	0-2	0-0	1	1	0	2	2	0	0	12
Keith Harris	2-2	1-1	0-0	1	1	0	2	0	2	1	1
Team											3
Totals	34-70	8-21	11-16	42	16	87	2415	3	13	225	

FG%: 1st Half 16-32 .500, 2nd Half 18-38 .474, Game 34-70 .486;
3FG%: 1st Half 6-11 .545, 2nd Half 2-10 .200, Game 8-21 .381;
FT%: 1st Half 4-4 1.000, 2nd Half 7-12 .583, Game 11-16 .688;
Deadball Rebounds: 5.

Auburn	FG	3FG	FT	R	F	TP	A	T	B	S	M
Bryant Smith, G	1-3	0-2	1-2	4	1	3	0	1	0	0	11
Franklin Williams, F	3-7	2-5	2-2	1	0	10	0	5	0	1	21
Pat Burke, C	1-5	1-2	3-5	8	4	6	2	2	2	0	35
Lance Weems, G	6-13	5-9	2-2	5	4	19	2	2	0	2	35
Wes Flanigan, G	1-11	0-1	3-6	4	2	5	6	4	0	4	41
Alvin Jefferson	7-10	0-0	4-5	7	2	18	0	2	0	1	32
Derek Caldwell	0-5	0-3	2-2	2	0	2	2	0	0	0	13
Ray Donald	2-7	2-6	0-0	3	0	6	2	2	0	1	26
Adrian Chilliest	2-3	0-1	0-0	1	2	4	1	0	0	0	11
Team											3
Totals	23-64	10-29	17-24	38	15	73	1518	2	9	225	

FG%: 1st Half 9-29 .310, 2nd Half 14-35 .400, Game 23-64 .359;
3FG%: 1st Half 2-12 .167, 2nd Half 8-17 .471, Game 10-29 .345;
FT%: 1st Half 8-11 .727 2nd Half 9-13 .692, Game 17-24 .708;
Deadball Rebounds: 4.

SCORE BY PERIODS	1	2	OT	F
Tulane	42	29	16	87
Auburn	28	43	2	73

OFFICIALS--Michael Constabile, Reginald Cofer, Frankie Borddoux
TECHNICAL FOULS--None
ATTENDANCE--5,163

Auburn 77, Southern Miss 62
March 11, 1998

NIT First Round

Beard-Eaves-Memorial Coliseum
Auburn, Ala.

Southern Miss	FG	3FG	FT	R	F	TP	A	T	B	S	M
Rod Agee, F	5-10	2-4	2-2	5	4	14	5	2	0	1	32
Kelly McCarty, F	7-14	0-2	2-2	6	3	16	0	3	1	0	38
Pedro Phillips, C	4-8	2-5	0-0	2	4	10	4	4	0	0	24
Mel Cauthen, G	5-9	0-0	0-1	4	1	10	5	4	0	2	35
Jimmie Floyd, G	1-3	0-0	0-0	2	2	2	2	2	1	1	33
Kevin Winn	0-0	0-0	0-0	0	1	0	0	1	0	0	6
Arthur Stapleton	1-5	0-2	3-4	4	1	5	4	2	0	2	19
Robert Lewis	1-1	1-1	0-0	0	3	0	0	0	0	0	1
Vandarel Jones	1-3	0-0	0-0	1	4	2	0	3	2	0	12
Team											4
Totals	25-53	5-14	7-9	28	20	62	2021	4	6	200	

FG%: 1st Half 14-25 .560, 2nd Half 11-28 .393, Game 25-53 .472;
3FG%: 1st Half 2-4 .500, 2nd Half 3-10 .300, Game 5-14 .357; FT%:
1st Half 6-6 1.000, 2nd Half 1-3 .333, Game 7-9 .778; Deadball
Rebounds: 5.

Auburn	FG	3FG	FT	R	F	TP	A	T	B	S	M
Bryant Smith, F	4-12	0-1	1-2	4	4	9	4	2	0	5	35
Adrian Chilliest, F	1-4	0-0	1-2	12	3	3	2	1	0	0	24
Mamadou N'diaye, C	8-11	0-0	3-4	5	4	19	2	2	2	0	29
Scott Pohlman, G	5-9	3-5	1-2	2	0	14	1	0	0	3	29
Doc Robinson, G	4-14	1-4	4-5	2	2	13	6	4	0	3	34
Clifton Robinson	0-0	0-0	0-0	0	0	0	0	0	0	0	1
Daymeon Fishback	2-7	1-5	2-2	7	1	7	3	2	1	0	24
Dudley Smith	0-0	0-0	0-0	0	0	0	0	0	0	0	1
Kendell Mack	0-0	0-0	0-0	0	0	0	0	0	0	0	3
John Gomillion	0-0	0-0	0-0	0	0	0	0	0	0	0	1
Franklin Williams	4-10	1-6	3-4	3	2	12	0	2	0	0	19
Team											3
Totals	28-67	6-21	15-21	38	16	77	1813	3	11	200	

FG%: 1st Half 12-30 .400, 2nd Half 16-37 .432, Game 28-67 .418;
3FG%: 1st Half 4-13 .308, 2nd Half 2-8 .250, Game 6-21 .286; FT%:
1st Half 6-8 .750 2nd Half 9-13 .692, Game 15-21 .714; Deadball
Rebounds: 4.

SCORE BY PERIODS	1	2	F
Southern Miss	36	26	62
Auburn	34	43	77

OFFICIALS--Jackie Loube, Kevin Quirk, George Harry
TECHNICAL FOULS--None
ATTENDANCE--5,191



National Invitational Tournament Box Scores

Marquette 75, Auburn 60 (ot)
March 16, 1998
NIT Second Round
Bradley Center
Milwaukee, Wis.

Auburn	FG	3FG	FT	R	F	TP	A	T	B	S	M
Bryant Smith, F	3-5	1-3	3-5	3	0	10	3	3	0	3	41
Adrian Chilliest, F	1-2	0-0	1-2	7	4	3	0	3	0	0	20
Mamadou N'diaye, C	2-5	0-0	3-5	5	4	7	0	2	4	0	28
Scott Pohlman, G	7-14	3-9	2-2	4	2	19	0	1	0	1	37
Daymeon Fishback, G	3-12	0-4	0-0	4	3	6	5	0	1	2	37
Clifton Robinson	2-3	1-1	2-2	1	0	7	1	0	0	0	6
Kendell Mack	0-0	0-0	0-0	0	0	0	0	0	0	0	3
Franklin Williams	1-3	0-2	0-0	2	3	2	1	2	0	0	19
Doc Robinson	3-13	0-5	0-0	2	3	6	4	4	0	0	34
Team				2							
Totals	22-57	5-24	11-16	30	19	60	1416	5	6	225	

FG%: 1st Half 15-30 .500, 2nd Half 7-27 .259, Game 22-57 .386;
 3FG%: 1st Half 2-6 .333, 2nd Half 3-18 .167, Game 5-24 .208; FT%:
 1st Half 3-4 .750, 2nd Half 8-12 .667, Game 11-16 .688; Deadball
 Rebounds: 8.

Marquette	FG	3FG	FT	R	F	TP	A	T	B	S	M
Mike Bargaen, F	3-7	1-4	3-4	6	5	10	0	2	1	0	34
Richard Shaw, F	2-5	0-0	3-4	8	1	7	0	2	1	0	30
Jarrod Lovette, C	7-12	1-3	3-4	5	1	18	0	2	0	2	36
Aaron Hutchins, G	3-11	1-6	1-2	5	3	8	8	3	0	0	38
Brian Wardle, G	3-11	2-3	4-5	5	2	12	4	1	1	1	32
John Cliff	2-3	1-2	2-3	2	1	7	0	1	0	0	15
Marcus West	1-2	0-1	4-4	2	0	6	2	1	0	1	23
Abel Joseph	1-1	0-0	2-2	1	4	1	0	1	0	1	10
John Mueller	0-0	0-0	0-0	0	0	0	0	0	0	0	1
Greg Clausen	1-2	0-0	1-2	1	0	3	0	0	0	0	6
Team				1							
Totals	23-54	6-19	23-30	36	14	75	1512	4	4	225	

FG%: 1st Half 10-21 .476, 2nd Half 13-33 .394, Game 23-54 .426;
 3FG%: 1st Half 3-6 .500, 2nd Half 3-13 .231, Game 6-19 .316; FT%:
 1st Half 7-11 .636 2nd Half 16-19 .842, Game 23-30 .767; Team
 Rebounds: 1; Deadball Rebounds: 4.

SCORE BY PERIODS	1	2	OT	F	
Auburn	35	25	0	--	60
Marquette	30	30	15	--	75

OFFICIALS--Steve Skiles, Tom Grzynski, Norm Nelson
 TECHNICAL FOULS--None
 ATTENDANCE--8,692

Auburn 60, Miami (Fla.) 58
March 14, 2001
NIT First Round
Beard-Eaves-Memorial Coliseum
Auburn, Ala.

Miami, Fla.	FG	3FG	FT	R	F	TP	A	T	B	S	M
Darius Rice, F	5-15	1-8	3-3	4	2	14	3	1	0	0	34
James Jones, F	7-13	2-5	4-6	15	2	20	0	2	2	1	36
Dwayne Wimbley, C	1-7	0-0	1-3	4	4	3	0	5	1	1	25
Michael Simmons, G	0-0	0-0	0-0	1	3	0	5	1	0	0	20
John Salmons, G	6-13	2-2	0-0	2	1	14	3	4	0	6	35
Leroy Hurd	2-6	0-1	1-2	2	2	5	1	1	0	2	18
Joe Gordon	1-6	0-3	0-0	8	2	2	2	2	0	0	19
Marcus Barnes	0-2	0-2	0-0	0	1	0	1	1	0	1	13
Team				4							
Totals	22-62	5-21	9-14	40	17	58	1517	3	11	200	

FG%: 1st Half 16-34 .471, 2nd Half 6-28 .214, Game 22-62 .355;
 3-Point FG%: 1st Half 5-14 .357, 2nd Half 0-7 .000, Game 5-21
 .238; FT%: 1st Half 4-7 .571, 2nd Half 5-7 .714, Game 9-14 .643.
 Deadball Rebounds: 3.

Auburn	FG	3FG	FT	R	F	TP	A	T	B	S	M
Abdou Diame, F	6-9	0-0	1-1	4	3	13	0	0	1	0	24
Kyle Davis, C	2-6	0-0	3-4	8	4	7	0	2	13	1	33
Jamison Brewer, G	2-6	0-3	0-0	6	1	4	7	4	0	2	37
Scott Pohlman, G	2-7	0-3	0-0	1	1	4	1	2	1	2	17
Adam Harrington, G	3-5	2-3	1-1	2	1	9	1	5	0	1	20
Marquis Daniels	5-14	1-2	4-6	8	2	15	2	2	2	0	32
Reggie Sharp	1-3	0-1	0-0	1	1	2	2	1	0	1	11
Marin Bota	0-0	0-0	0-0	1	0	0	0	2	0	0	2
Lincoln Glass	4-12	2-7	2-4	1	0	14	17	1	0	0	0
Team				1							
Totals	19-62	5-19	21-29	38	25	66	1416	15	8	200	

FG%: 1st Half 13-29 .448, 2nd Half 10-28 .357, Game 23-57 .404;
 3-Point FG%: 1st Half 2-8 .250, 2nd Half 3-11 .273, Game 5-19 .263;
 FT%: 1st Half 3-4 .750, 2nd Half 6-8 .750, Game 9-12 .750; Team
 Rebounds: 1; Deadball Rebounds: 2.

SCORE BY PERIODS	1	2	F	
Miami, Fla.	41	17	--	58
Auburn	31	29	--	60

OFFICIALS--Bob Donato, Olandis Poole, Mike Eades
 TECHNICAL FOULS--None
 ATTENDANCE--5,249

Purdue 79, Auburn 61
March 20, 2001
NIT Second Round
Mackey Arena
West Lafayette, Ind.

Auburn	FG	3FG	FT	R	F	TP	A	T	B	S	M
Abdou Diame, F	2-7	0-0	0-1	3	2	4	1	1	1	1	23
Kyle Davis, C	7-10	0-0	5-5	9	3	19	0	2	4	2	32
Marquis Daniels, G	5-12	1-2	3-3	7	5	14	0	5	1	3	35
Jamison Brewer, G	2-4	0-0	0-0	3	1	4	2	3	0	2	27
Lincoln Glass, G	1-8	0-6	0-0	3	1	2	6	1	0	2	23
Scott Pohlman	7-17	3-8	1-3	7	2	18	2	1	0	1	33
Reggie Sharp	0-5	0-3	0-0	1	0	0	3	1	0	1	15
Adam Harrington	0-4	0-2	0-0	0	5	0	2	4	0	1	11
Marin Bota	0-0	0-0	0-0	0	0	0	0	0	0	0	1
Team				0							
Totals	24-67	4-21	9-12	33	19	61	1618	6	13	200	

FG%: 1st Half 7-29 .241, 2nd Half 17-38 .447, Game 24-67 .358;
 3FG%: 1st Half 2-9 .222, 2nd Half 2-12 .167, Game 4-21 .190; FT%:
 1st Half 6-7 .857, 2nd Half 3-5 .600, Game 9-12 .750; Deadball
 Rebounds: 1.

Purdue	FG	3FG	FT	R	F	TP	A	T	B	S	M
Brett Buscher, F	3-10	0-0	0-0	5	5	6	1	3	0	4	20
John Allison, C	4-6	0-0	0-0	7	1	8	0	1	6	0	21
Maynard Lewis, G	4-6	3-5	5-6	3	0	16	1	2	1	0	21
Kenneth Lowe, G	3-6	1-3	5-6	2	2	12	0	1	0	3	24
Carson Cunningham, G	1-3	0-2	2-2	0	3	4	6	4	0	0	21
Willie Deane	3-6	1-3	0-0	5	1	7	3	0	1	0	15
Austin Parkinson	0-1	0-0	0-0	2	1	0	3	0	0	0	15
Joe Marshall	0-4	0-2	3-4	3	1	3	2	0	0	1	20
Adam Wetzel	2-2	0-0	1-2	3	0	5	0	2	0	0	10
Travis Best	0-0	0-0	2-2	1	0	2	1	3	0	0	4
Rodney Smith	6-14	3-5	0-1	6	2	15	2	1	0	1	20
Kevin Garrity	0-0	0-0	1-2	1	0	1	0	0	0	0	9
Team				5							
Totals	26-58	8-20	19-25	43	16	79	1917	8	9	200	

FG%: 1st Half 11-32 .344, 2nd Half 15-26 .577, Game 26-58 .448;
 3FG%: 1st Half 1-9 .111, 2nd Half 7-11 .636, Game 8-20 .400;
 FT%: 1st Half 5-6 .833 2nd Half 14-19 .737, Game 19-25 .760;
 Deadball Rebounds: 7.

SCORE BY PERIODS	1	2	F	
Auburn	22	39	--	61
Purdue	28	51	--	79

OFFICIALS--Ted Valentine, Gene Monje, Robert Pennington
 TECHNICAL FOULS--None
 ATTENDANCE--5,261



National Invitational Tournament Box Scores

Auburn 87, UT Martin 82
March 18, 2009

NIT First Round

Beard-Eaves-Memorial Coliseum
Auburn, Ala.

UT Martin	FG	3FG	FT	R	F	TP	A	T	B	S	M
Djero Riedewald,F	1-2	0-0	0-0	6	2	2	0	1	0	0	15
Olajide Hay, F	3-3	0-0	2-2	4	4	8	0	3	0	2	28
Delrico Lane, G	1-3	1-1	2-2	1	4	5	3	1	0	3	37
Marquis Weddle,G	2-11	2-9	2-2	0	3	8	0	2	0	0	19
Lester Hudson,G	12-24	6-17	3-3	12	4	33	7	6	0	2	40
Benzer Simmons	5-13	0-1	2-3	6	0	12	0	1	0	1	25
Dominique Mpondo	0-0	0-0	0-0	2	0	0	0	0	0	0	2
Reuben Clayton	5-8	2-3	0-1	2	1	12	1	1	0	1	25
Mj Brown	0-0	0-0	0-0	0	0	0	0	0	0	0	0+
Eric Massey	1-2	0-0	0-1	2	4	2	0	0	0	1	9
Team				2							
Totals	30-66	11-31	11-14	37	22	82	11	15	0	10	200

FG%: 1st Half 13-29 .448, 2nd Half 17-37 .459, Game 30-66 .455;
3FG%: 1st Half 4-15 .267, 2nd Half 7-16 .438, Game 11-31 .355;
FT%: 1st Half 5-8 .625, 2nd Half 6-6 1.000, Game 11-14 .786;
Deadball Rebounds: 2.

Auburn	FG	3FG	FT	R	F	TP	A	T	B	S	M
Korvotney Barber,F	3-4	0-0	4-8	8	3	10	2	1	2	0	26
DeWayne Reed,G	6-15	5-10	6-10	5	2	23	2	5	0	2	38
Rasheem Barrett,G	3-12	2-5	0-0	7	0	8	3	2	0	2	26
Tez Robertson, G	6-8	2-3	5-5	6	2	19	6	2	0	4	36
Tay Waller, G	2-5	1-3	1-2	1	3	6	0	2	0	0	15
Lucas Hargrove	3-6	2-4	1-4	4	1	9	1	2	1	1	28
Larry Williams	0-0	0-0	0-0	1	0	0	0	0	0	1	5
Frankie Sullivan	3-7	2-4	2-4	1	2	10	3	0	0	1	21
Brendon Knox	0-0	0-0	2-2	1	2	2	0	0	0	0	5
Team				3							
Totals	26-57	14-29	21-35	37	15	87	17	14	3	11	200

FG%: 1st Half 16-33 .485, 2nd Half 10-24 .417, Game 26-57 .456;
3FG%: 1st Half 8-15 .533, 2nd Half 6-14 .429, Game 14-29 .483;
FT%: 1st Half 6-7 .857, 2nd Half 15-28 .536, Game 21-35 .600;
Deadball Rebounds: 8.

SCORE BY PERIODS	1	2	F
UT Martin (22-10)	35	47	-- 82
Auburn (23-11)	46	41	-- 87

OFFICIALS--Sean Casady, Tim Comer, Brian Shey
TECHNICAL FOULS--None
ATTENDANCE--4,008

Auburn 74, Tulsa 55
March 20, 2009

NIT Second Round

Beard-Eaves-Memorial Coliseum
Auburn, Ala.

Tulsa	FG	3FG	FT	R	F	TP	A	T	B	S	M
Bishop Wheatley,F	1-2	0-0	2-2	3	1	4	0	2	1	0	22
Ray Reese, F	2-8	0-4	1-2	1	2	5	2	2	0	1	33
Jerome Jordan, C	2-7	0-0	0-4	10	4	4	1	3	0	0	19
Ben Uzoh, G	5-13	1-5	2-2	9	2	13	2	7	0	2	36
Justin Hurtt, G	7-13	2-5	0-0	1	2	16	1	0	0	2	32
Shane Heirman	0-0	0-0	0-0	0	0	0	0	0	0	0	1
Bassel Bajwi	0-1	0-0	0-0	0	0	0	0	0	0	0	1
Steven Idlet	3-7	0-0	0-0	6	5	6	0	1	1	1	16
Will Sanger	0-0	0-0	0-0	1	0	0	0	0	0	0	1
Glenn Andrews	2-9	2-4	1-2	5	4	7	0	1	0	0	19
Joe Richard	0-2	0-0	0-0	3	0	0	0	0	0	1	9
Colter Morgan	0-1	0-0	0-0	0	0	0	0	0	0	0	1
Sam Mitchell	0-1	0-0	0-0	2	3	0	0	2	0	0	10
Team				4							
Totals	22-64	5-18	6-12	45	23	55	6	18	2	7	200

FG%: 1st Half 9-30 .300, 2nd Half 13-34 .382, Game 22-64 .344;
3FG%: 1st Half 2-8 .250, 2nd Half 3-10 .300, Game 5-18 .278; FT%:
1st Half 2-4 .500, 2nd Half 4-8 .500, Game 6-12 .500; Deadball
Rebounds: 2.

Auburn	FG	3FG	FT	R	F	TP	A	T	B	S	M
Korvotney Barber,F	4-8	0-0	1-2	2	4	9	1	1	0	0	13
DeWayne Reed,G	4-11	1-4	3-6	5	2	12	5	5	0	5	32
Rasheem Barrett,G	7-13	2-4	1-2	4	2	17	2	0	0	0	31
Tez Robertson, G	0-4	0-1	6-6	4	1	6	5	1	0	3	30
Tay Waller, G	3-7	3-7	0-0	3	2	9	0	1	1	0	26
Lucas Hargrove	1-6	0-1	2-3	6	2	4	1	1	0	0	23
Larry Williams	1-1	1-1	0-0	0	0	3	0	0	0	0	1
Frankie Sullivan	4-9	1-3	1-2	2	1	10	0	1	0	3	15
Jake Drum	0-0	0-0	0-0	0	0	0	0	0	0	0	1
Brendon Knox	1-2	0-0	2-4	4	3	4	1	2	1	1	19
Johnnie Lett	0-0	0-0	0-0	4	0	0	0	2	1	0	7
Francis Aihe	0-0	0-0	0-0	1	0	0	0	0	0	0	1
Team				8							
Totals	25-61	8-21	16-25	43	17	74	16	14	3	12	200

FG%: 1st Half 10-31 .323, 2nd Half 15-30 .500, Game 25-61 .410;
3FG%: 1st Half 4-12 .333, 2nd Half 4-9 .444, Game 8-21 .381; FT%:
1st Half 9-14 .643, 2nd Half 7-11 .636, Game 16-25 .640; Deadball
Rebounds: 8.

SCORE BY PERIODS	1	2	F
Tulsa (25-11)	22	33	-- 55
Auburn (24-11)	33	41	-- 74

OFFICIALS--Sean Hull, Kevin Mathis, Craig Murley
TECHNICAL FOULS--None
ATTENDANCE--4,092

Baylor 74, Auburn 72
March 24, 2009

NIT Quarterfinals

Beard-Eaves-Memorial Coliseum
Auburn, Ala.

Baylor	FG	3FG	FT	R	F	TP	A	T	B	S	M
Kevin Rogers, F	7-12	0-0	1-2	12	3	15	1	1	0	1	38
Josh Lomers, C	0-1	0-0	0-0	5	3	0	0	2	2	0	17
Curtis Jerrells, G	5-14	1-6	5-6	3	1	16	8	1	0	0	35
LaceDarius Dunn,G	6-10	2-5	5-6	9	4	19	0	2	0	1	35
Tweety Carter, G	5-9	3-6	0-1	2	3	13	5	1	0	2	34
Henry Dugat	2-4	1-2	0-0	1	5	1	5	4	0	2	19
Mamadou Diene	2-3	0-0	2-2	5	2	6	0	1	2	0	20
Anthony Jones	0-1	0-0	0-0	1	0	0	0	0	0	0	2
Team				1							
Totals	27-54	7-19	13-17	39	17	74	15	12	4	6	200

FG%: 1st Half 15-30 .500, 2nd Half 12-24 .500, Game 27-54 .500;
3FG%: 1st Half 4-10 .400, 2nd Half 3-9 .333, Game 7-19 .368; FT%:
1st Half 3-4 .750, 2nd Half 10-13 .769, Game 13-17 .765; Deadball
Rebounds: 0.

Auburn	FG	3FG	FT	R	F	TP	A	T	B	S	M
Korvotney Barber,F	4-12	0-0	3-5	13	3	11	2	1	0	0	33
DeWayne Reed,G	5-10	2-7	1-5	1	3	13	0	2	0	0	31
Rasheem Barrett,G	6-15	3-5	1-2	5	2	16	2	1	0	1	34
Tez Robertson, G	1-2	0-1	4-4	4	2	6	5	0	0	1	27
Tay Waller, G	2-8	2-7	2-2	1	1	8	2	1	0	2	25
Lucas Hargrove	3-7	0-2	2-3	3	3	8	2	1	1	1	22
Frankie Sullivan	3-9	2-5	0-0	3	3	8	1	2	0	0	22
Brendon Knox	1-1	0-0	0-0	1	0	2	0	0	0	0	6
Team				4							
Totals	25-64	9-27	13-21	35	17	72	14	8	1	5	200

FG%: 1st Half 13-30 .433, 2nd Half 12-34 .353, Game 25-64 .391;
3FG%: 1st Half 6-15 .400, 2nd Half 3-12 .250, Game 9-27 .333; FT%:
1st Half 4-8 .500, 2nd Half 9-13 .692, Game 13-21 .619; Deadball
Rebounds: 4.

SCORE BY PERIODS	1	2	F
Baylor (23-14)	37	37	-- 74
Auburn (24-12)	36	36	-- 72

OFFICIALS--James Breeding, Raymond Styons, Dwayne Gladden
TECHNICAL FOULS--None
ATTENDANCE--6,582



All-Time Lineups (1950-2013)

1949-50 (17-7, 12-6 SEC)

F—Jack Glasgow, 5.6 ppg
 F—George Hill, 8.0 ppg
 C—Bill Lynn, 14.7 ppg
 G—Don Lanford, 10.5 ppg
 G—Roy Brawner, 6.2 ppg
 Top Sub—Dan Pridgen, 4.3 ppg

1950-51 (12-10, 6-8-SEC)

F—George Hill, 9.3 ppg, 7.8 rpg
 F—Bubber Farish, 7.1 ppg, 3.6 rpg
 C—Dan Pridgen, 13.9 ppg, 9.1 rpg
 G—Don Lanford, 11.2 ppg, 5.8 rpg
 G—Roy Brawner, 8.7 ppg, 4.2 rpg
 Top Sub—Roger Weldon, 5.8 ppg, 4.8 rpg

1951-52 (14-12, 6-8 SEC)

F—Bill Fickling, 7.1 ppg, 6.8 rpg
 F—Roger Weldon, 8.3 ppg, 5.5 rpg
 C—Jim Martin, 8.3 ppg, 8.0 rpg
 G—Inman Veal, 10.9 ppg, 4.3 rpg
 G—Vince Dooley, 6.0 ppg, 4.9 rpg
 Top Subs—Jack Turner, 7.5 ppg, 3.1 rpg;
 Bubber Farish, 4.3 ppg, 2.5 rpg;
 Robert Fenn, 6.7 ppg, 7.8 rpg

1952-53 (13-8, 6-7 SEC)

F—Bill Fickling, 5.3 ppg, 5.7 rpg
 F—Jim O'Donnell, 9.6 ppg, 5.7 rpg
 C—Bob Miller, 15.8 ppg, 12.3 rpg
 G—Jack Turner, 10.7 ppg, 4.0 rpg
 G—Bill Kirkpatrick, 5.3 ppg, 1.3 rpg
 Top Subs—John Cochran, 6.4 ppg,
 7.4 rpg; Bubber Farish, 6.0 ppg, 2.6 rpg

1953-54 (17-7, 8-6 SEC)

F—Bill Fickling, 5.9 ppg, 4.7 rpg
 F—John Cochran, 8.2 ppg, 5.9 rpg
 C—Bob Miller, 17.8 ppg, 11.5 rpg
 G—Bill Kirkpatrick, 9.7 ppg, 1.8 rpg
 G—Jack Turner, 9.3 ppg, 4.4 rpg
 Top Subs—Jim O'Donnell, 8.0 ppg,
 5.4 rpg; Jim Martin, 6.8 ppg, 5.9 rpg

1954-55 (11-9, 6-8 SEC)

F—Jim O'Donnell, 15.9 ppg, 8.6 rpg
 F—Herb Slayden, 8.0 ppg, 5.0 rpg
 C—Gordon Mummert, 11.2 ppg, 8.5 rpg
 G—Bill Kirkpatrick, 18.7 ppg, 3.0 rpg
 G—Brownie Nelson, 10.6 ppg, 6.2 rpg
 Top Subs—Henry Sturkie, 5.2 ppg,
 4.2 rpg; Jim Diamond, 8.6 ppg, 9.9 rpg

1955-56 (11-10, 8-6 SEC)

F—Jim O'Donnell, 14.9 ppg, 8.6 rpg
 F—Kay Slayden, 14.1 ppg, 6.5 rpg
 C—Bill McGriff, 15.9 ppg, 10.2 rpg
 G—Henry Sturkie, 9.1 ppg, 4.1 rpg
 G—Brownie Nelson, 9.9 ppg, 5.5 rpg
 Top Subs—Jim Diamond, 4.2 ppg, 4.3 rpg;
 Terry Chandler, 4.3 ppg, 2.7 rpg

1956-57 (13-8, 8-6 SEC)

F—Henry Sturkie, 7.9 ppg, 5.0 rpg
 F—Rex Frederick, 15.6 ppg, 15.3 rpg
 C—Bill McGriff, 11.3 ppg, 8.0 rpg
 G—Henry Hart, 14.2 ppg, 6.7 rpg
 G—Jimmy Lee, 15.9 ppg, 4.6 rpg
 Top Subs—Terry Chandler, 4.5 ppg, 2.3 rpg; Bob
 Tucker, 3.4 ppg, 1.4 rpg

1957-58 (16-6, 11-3 SEC)

F—Rex Frederick, 16.1 ppg, 14.8 rpg
 F—Terry Chandler, 6.4 ppg, 5.2 rpg
 C—Bill McGriff, 6.7 ppg, 5.2 rpg
 G—Jimmy Lee, 13.8 ppg, 3.4 rpg
 G—Bob Tucker, 10.5 ppg, 3.6 rpg
 Top Subs—Bill Gregory, 5.4 ppg, 6.0 rpg; Shot
 Johnston, 7.8 ppg, 7.4 rpg

1958-59 (20-2, 12-2 SEC)

F—David Vaughn, 9.6 ppg, 5.0 rpg
 F—Jimmy Fibbe, 11.1 ppg, 7.5 rpg
 C—Rex Frederick, 12.7 ppg, 12.9 rpg
 G—Jimmy Lee, 13.1 ppg, 4.6 rpg
 G—Henry Hart, 13.0 ppg, 5.3 rpg
 Top Sub—Porter Gilbert, 8.5 ppg, 3.5 rpg

1959-60 (19-3, 12-2 SEC • Champions)

F—Ray Groover, 11.6 ppg, 3.0 rpg
 F—David Vaughn, 11.7 ppg, 7.0 rpg
 C—Jimmy Fibbe, 12.3 ppg, 6.9 rpg
 G—Henry Hart, 15.5 ppg, 5.9 rpg
 G—Porter Gilbert, 11.4 ppg, 5.5 rpg
 Top Subs—Bayward McManus, 3.3 ppg,
 1.7 rpg; Bill Ross, 3.7 ppg, 1.9 rpg

1960-61 (15-7, 8-6 SEC)

F—David Vaughn, 10.6 ppg, 6.1 rpg
 F—Jimmy Fibbe, 14.7 ppg, 6.5 rpg
 C—Layton Johns, 5.5 ppg, 6.1 rpg
 G—Ray Groover, 14.1 ppg, 3.0 rpg
 G—Porter Gilbert, 11.2 ppg, 3.6 rpg
 Top Sub—Bill Tinker, 4.9 ppg, 2.8 rpg

1961-62 (18-6, 11-3 SEC)

F—Bill Tinker, 11.8 ppg, 5.3 rpg
 F—Mack Kirkland, 7.3 ppg, 6.3 rpg
 C—Layton Johns, 15.7 ppg, 11.3 rpg
 G—Larry Chapman, 10.6 ppg, 4.0 rpg
 G—Bill Ross, 6.7 ppg, 3.7 rpg
 Top Sub—John Blackwell, 4.3 ppg, 1.8 rpg

1962-63 (18-4, 10-4 SEC)

F—Bill Tinker, 7.9 ppg, 4.7 rpg
 F—John Blackwell, 13.9 ppg, 4.1 rpg
 C—Layton Johns, 15.0 ppg, 12.5 rpg
 G—Larry Chapman, 10.0 ppg, 3.0 rpg
 G—Larry Cart, 13.4 ppg, 3.0 rpg
 Top Subs—Freddie Guy, 2.8 ppg, 3.2 rpg;
 Joe Newton, 3.6 ppg, 3.7 rpg;
 Mack Kirkland, 3.0 ppg, 2.7 rpg

1963-64 (11-12, 6-8 SEC)

F—Freddie Guy, 13.3 ppg, 11.7 rpg
 F—Lee DeFore, 17.7 ppg, 7.7 rpg
 C—Joe Newton, 10.5 ppg, 7.5 rpg
 G—Larry Chapman, 9.1 ppg, 4.0 rpg
 G—John Blackwell, 13.1 ppg, 3.9 rpg
 Top Sub—Tom Fibbe, 5.2 ppg, 2.6 rpg

1964-65 (16-9, 11-5 SEC)

F—Freddie Guy, 12.4 ppg, 12.2 rpg
 F—Lee DeFore, 15.8 ppg, 6.3 rpg
 C—Joe Newton, 14.8 ppg, 9.5 rpg
 G—Larry Cart, 9.2 ppg, 2.0 rpg
 G—Tom Fibbe, 4.9 ppg, 1.8 rpg
 Top Sub—Jimmy Montgomery, 4.8 ppg, 1.5 rpg

1965-66 (16-10, 8-8 SEC)

F—Lee DeFore, 23.7 ppg, 9.6 rpg
 F—Monk Montgomery, 11.7 ppg, 3.9 rpg
 C—Ronnie Quick, 6.6 ppg, 5.5 rpg
 G—Bob Buisson, 11.9 ppg, 3.8 rpg
 G—Alex Howell, 4.4 ppg, 2.5 rpg
 Top Subs—Tee Faircloth, 3.8 ppg, 2.3
 rpg; Joe Millsap, 8.7 ppg, 5.1 rpg

1966-67 (17-8, 12-6 SEC)

F—Wally Tinker, 9.6 ppg, 8.4 rpg
 F—Tom Perry, 7.7 ppg, 3.3 rpg
 C—Ronnie Quick, 12.2 ppg, 7.6 rpg
 G—Bob Buisson, 11.5 ppg, 3.1 rpg
 G—Alex Howell, 14.0 ppg, 3.2 rpg
 Top Subs—Joe Millsap, 6.8 ppg, 3.3 rpg;
 Tee Faircloth, 4.1 ppg, 1.4 rpg

1967-68 (13-13, 8-10 SEC)

F—Wally Tinker, 14.5 ppg, 5.0 rpg
 F—Tom Perry, 9.1 ppg, 3.4 rpg
 C—Bill Alexander, 13.4 ppg, 7.4 rpg
 G—Alex Howell, 12.0 ppg, 3.5 rpg
 G—Carl Shetler, 5.4 ppg, 2.1 rpg
 Top Sub—Ron Jackson, 9.8 ppg, 5.0 rpg

1968-69 (15-10, 10-8 SEC)

F—Tom Perry, 6.4 ppg, 4.1 rpg
 F—Wally Tinker, 13.8 ppg, 7.8 rpg
 C—Bill Alexander, 13.4 ppg, 7.4 rpg
 G—Carl Shetler, 12.9 ppg, 2.5 rpg
 G—John Mengelt, 19.4 ppg, 4.2 rpg
 Top Subs—Ronnie Jackson, 6.5 ppg, 3.2
 rpg; Randall Walker, 4.6 ppg, 3.2 rpg

1969-70 (15-11, 11-7 SEC)

F—Ronnie Jackson, 4.1 ppg, 5.4 rpg
 F—Henry Harris, 12.5 ppg, 7.5 rpg
 C—Bill Alexander, 13.6 ppg, 12.1 rpg
 G—Carl Shetler, 10.7 ppg, 1.6 rpg
 G—John Mengelt, 26.8 ppg, 6.0 rpg
 Top Sub—Jimmy Walker, 3.7 ppg, 2.0 rpg



All-Time Lineups (1950-2013)

1970-71 (11-15, 8-10 SEC)

F—Henry Harris, 11.6 ppg, 6.4 rpg
 F—Jim Retseck, 14.8 ppg, 11.3 rpg
 C—Al Leapheart, 11.2 ppg, 8.3 rpg
 G—John Mengelt, 28.4 ppg, 4.1 rpg
 G—Jimmy Walker, 4.0 ppg, 2.2 rpg
 Top Sub—Gary England, 4.5 ppg, 1.5 rpg

1971-72 (10-16, 6-12 SEC)

F—Jim Retseck, 16.5 ppg, 9.2 rpg
 F—Dan Kirkland, 13.4 ppg, 4.7 rpg
 C—Al Leapheart, 8.2 ppg, 4.2 rpg
 G—Gary England, 9.2 ppg, 2.3 rpg
 G—Henry Harris, 11.3 ppg, 6.2 rpg
 Top Sub—Mike Christian, 8.3 ppg, 1.3 rpg

1972-73 (6-20, 4-14 SEC)

F—Albert Johnson, 7.3 ppg, 6.0 rpg
 F—Gary Redding, 11.5 ppg, 8.2 rpg
 C—Ralph Smith, 7.3 ppg, 5.1 rpg
 G—Gary England, 12.8 ppg, 2.3 rpg
 G—Mike Christian, 12.2 ppg, 3.0 rpg
 Top Sub—Bob Bond, 5.8 ppg, 4.6 rpg

1973-74 (10-16, 5-13 SEC)

F—Gary Redding, 12.0 ppg, 9.4 rpg
 F—Bob Bond, 5.3 ppg, 5.9 rpg
 C—Pepto Bolden, 10.5 ppg, 11.6 rpg
 G—Mike Christian, 14.1 ppg, 2.3 rpg
 G—Eddie Johnson, 21.8 ppg, 4.0 rpg
 Top Sub—Bob Osberry, 9.7 ppg, 5.5 rpg

1974-75 (18-8, 12-6 SEC)

F—Gary Redding, 14.7 ppg, 10.1 rpg
 F—Mike Mitchell, 18.4 ppg, 11.4 rpg
 C—Myles Patrick, 5.8 ppg, 6.2 rpg
 G—Eddie Johnson, 20.9 ppg, 3.8 rpg
 G—Stan Pietkiewicz, 9.6 ppg, 2.8 rpg
 Top Subs—Glenn Moon, 2.6 ppg, 2.7 rpg;
 Wayne Bracy, 3.8 ppg, 1.2 rpg

1975-76 (16-10, 11-7 SEC)

F—Mike Mitchell, 18.7 ppg, 9.6 rpg
 F—Gary Redding, 13.2 ppg, 8.2 rpg
 C—Myles Patrick, 7.5 ppg, 6.9 rpg
 G—Stan Pietkiewicz, 10.1 ppg, 2.7 rpg
 G—Eddie Johnson, 19.7 ppg, 3.9 rpg
 Top Sub—Cedrick Hordges, 4.9 ppg, 3.2 rpg

1976-77 (13-13, 6-12 SEC)

F—Mike Mitchell, 19.4 ppg, 8.5 rpg
 F—Pepto Bolden, 10.0 ppg, 9.0 rpg
 C—Myles Patrick, 9.7 ppg, 6.9 rpg
 G—Eddie Johnson, 15.6 ppg, 2.6 rpg
 G—Stan Pietkiewicz, 11.1 ppg, 2.7 rpg
 Top Sub—Cedrick Hordges, 5.9 ppg, 4.7 rpg

1977-78 (13-14, 8-10 SEC)

F—Mike Mitchell, 24.9 ppg, 8.9 rpg
 F—Myles Patrick, 10.0 ppg, 6.1 rpg
 C—Bobby Cattage, 8.6 ppg, 6.3 rpg

G—Stan Pietkiewicz, 19.1 ppg, 3.6 rpg
 G—Bubba Price, 7.3 ppg, 2.2 rpg
 Top Sub—Earl Banks, 6.1 ppg, 6.4 rpg

1978-79 (13-16, 5-13 SEC)

F—Rick Valavicius, 14.4 ppg, 4.5 rpg
 F—Earl Banks, 10.9 ppg, 7.1 rpg
 C—Bobby Cattage, 15.9 ppg, 9.3 rpg
 G—Bubba Price, 15.8 ppg, 3.4 rpg
 G—Lewis Card, 2.6 ppg, 1.8 rpg
 Top Subs—Eric Stringer, 4.0 ppg, 1.2 rpg;
 Benny Anthony, 5.6 ppg, 3.7 rpg

1979-80 (10-18, 5-13 SEC)

F—Rick Valavicius, 11.1 ppg, 2.8 rpg
 F—Darrell Lockhart, 8.8 ppg, 5.4 rpg
 C—Earl Banks, 7.3 ppg, 5.9 rpg
 G—Bubba Price, 10.9 ppg, 2.6 rpg
 G—Eric Stringer, 5.2 ppg, 1.6 rpg
 Top Subs—Benny Anthony, 6.1 ppg, 4.1 rpg;
 Frank Poindexter, 8.6 ppg, 2.5 rpg;
 Bobby Cattage, 7.7 ppg, 5.3 rpg

1980-81 (11-16, 4-14 SEC)

F—Darrell Lockhart, 11.2 ppg, 6.4 rpg
 F—Frank Poindexter, 11.5 ppg, 4.1 rpg
 C—Earl Banks, 11.9 ppg, 7.0 rpg
 G—Alvin Mumphord, 7.1 ppg, 2.5 rpg
 G—Byron Henson, 6.2 ppg, 1.8 rpg
 Top Subs—Eric Stringer, 4.6 ppg, 1.2 rpg;
 Bobby Cattage, 4.7 ppg, 3.4 rpg

1981-82 (14-14, 7-11 SEC)

F—Darrell Lockhart, 11.6 ppg, 5.7 rpg
 F—Alvin Mumphord, 8.3 ppg, 2.6 rpg
 C—Charles Barkley, 12.7 ppg, 9.8 rpg
 G—Odell Mosteller, 15.9 ppg, 3.1 rpg
 G—Byron Henson, 3.6 ppg, 1.0 rpg
 Top Subs—Paul Daniels, 1.9 ppg, 1.4 rpg;
 Greg Turner, 6.1 ppg, 3.1 rpg

1982-83 (15-13, 8-10 SEC)

F—Darrell Lockhart, 13.0 ppg, 5.5 rpg
 F—Chuck Person, 9.3 ppg, 4.6 rpg
 C—Charles Barkley, 14.4 ppg, 9.5 rpg
 G—Odell Mosteller, 14.2 ppg, 2.7 rpg
 G—Paul Daniels, 3.7 ppg, 2.4 rpg
 Top Subs—Alvin Mumphord, 5.9 ppg,
 2.3 rpg; Greg Turner, 4.1 ppg, 2.8 rpg;
 Byron Henson, 2.7 ppg, 0.6 rpg

1983-84 (20-11, 12-6 SEC)

F—Greg Turner, 10.6 ppg, 5.1 rpg
 F—Chuck Person, 19.1 ppg, 8.0 rpg
 C—Charles Barkley, 15.1 ppg, 9.5 rpg
 G—Frank Ford, 7.5 ppg, 3.5 rpg
 G—Gerald White, 8.0 ppg, 1.6 rpg
 Top Subs—Vern Strickland, 6.7 ppg,
 3.2 rpg; Paul Daniels, 2.5 ppg, 1.3 rpg;
 Carey Holland, 2.2 ppg, 2.3 rpg;
 Mark Cahill, 2.3 ppg, 0.6 rpg

1984-85 (22-12, 8-10 SEC)

F—Chuck Person, 22.0 ppg, 8.9 rpg
 F—Chris Morris, 10.4 ppg, 5.0 rpg
 C—Jeff Moore, 8.2 ppg, 7.1 rpg
 G—Frank Ford, 11.5 ppg, 4.8 rpg
 G—Gerald White, 7.9 ppg, 2.5 rpg
 Top Subs—Carey Holland, 4.8 ppg, 3.6 rpg;
 Johnny Lynn, 1.2 ppg; Darren Guest, 1.8 ppg,
 2.2 rpg; Terrance Howard, 3.1 ppg

1985-86 (22-11, 13-5 SEC)

F—Chuck Person, 21.5 ppg, 7.9 rpg
 F—Chris Morris, 9.8 ppg, 5.2 rpg
 C—Jeff Moore, 10.9 ppg, 7.1 rpg
 G—Frank Ford, 11.1 ppg, 4.4 rpg
 G—Gerald White, 5.3 ppg, 2.6 rpg
 Top Subs—Mike Jones, 8.7 ppg, 3.4 rpg;
 Terrance Howard, 2.5 ppg, 0.9 rpg;
 Johnny Lynn, 2.1 ppg, 0.3 rpg

1986-87 (18-13, 9-9 SEC)

F—Mike Jones, 15.8 ppg, 7.2 rpg
 F—Chris Morris, 13.5 ppg, 7.3 rpg
 C—Jeff Moore, 17.4 ppg, 9.5 rpg
 G—Gerald White, 7.6 ppg, 2.4 rpg
 G—Frank Ford, 12.9 ppg, 6.0 rpg
 Top Subs—Terrance Howard, 3.7 ppg,
 1.3 rpg; Johnny Lynn, 3.2 ppg, 0.9 rpg;
 Aundrae Davis, 6.8 ppg, 1.5 rpg

1987-88 (19-11, 11-7 SEC)

F—John Caylor, 8.9 ppg, 5.0 rpg
 F—Chris Morris, 20.7 ppg, 9.8 rpg
 C—Jeff Moore, 18.6 ppg, 9.2 rpg
 G—Terrance Howard, 8.1 ppg, 2.7 rpg
 G—Derrick Dennison, 6.6 ppg, 2.6 rpg
 Top Subs—Johnny Lynn, 3.9 ppg, 1.8 rpg;
 Matt Geiger, 6.4 ppg, 4.1 rpg;
 Keenan Carpenter, 4.7 ppg, 1.2 rpg

1988-89 (9-19, 2-16 SEC)

F—Kirt Hankton, 8.1 ppg, 5.4 rpg
 F—Zane Arnold, 3.7 ppg, 4.2 rpg
 C—Matt Geiger, 15.9 ppg, 6.6 rpg
 G—Keenan Carpenter, 19.0 ppg, 3.5 rpg
 G—Derrick Dennison, 12.5 ppg, 4.2 rpg
 Top Subs—Robert McKie, 6.5 ppg,
 5.8 rpg; Dustin Hester, 0.3 ppg, 1.3 rpg;
 Champ Wrencher, 0.7 ppg, 0.6 rpg;
 Chris Brandt, 1.8 ppg, 1.5 rpg

1989-90 (13-18, 8-10 SEC)

F—Derrick Dennison, 16.0 ppg, 4.4 rpg
 F—Chris Brandt, 11.7 ppg, 6.5 rpg
 C—Zane Arnold, 8.2 ppg, 6.5 rpg
 G—Reggie Gallon, 9.8 ppg, 3.6 rpg
 G—Ronnie Battle, 17.0 ppg, 3.4 rpg
 Top Subs—John Caylor, 8.7 ppg, 6.8 rpg;
 Larry Patrick, 3.5 ppg, 1.4 rpg;
 Champ Wrencher, 1.2 ppg, 0.3 rpg;
 Richard Smith, 0.6 ppg, 1.2 rpg



All-Time Lineups (1950-2013)

1990-91 (13-16, 5-13 SEC)

F—Wesley Person, 15.4 ppg, 5.7 rpg
 F—Chris Brandt, 5.0 ppg, 3.9 rpg
 C—Robert McKie, 11.1 ppg, 5.9 rpg
 G—Reggie Gallon, 9.1 ppg, 3.6 rpg
 G—Ronnie Battle, 17.0 ppg, 2.6 rpg
 Top Subs—John Caylor, 7.7 ppg, 5.7 rpg; Zane Arnold, 5.1 ppg, 3.7 rpg; Larry Patrick, 4.5 ppg, Champ Wrencher, 1.7 ppg, 1.2 rpg

1991-92 (12-15, 5-11 SEC)

F—Wesley Person, 19.9 ppg, 6.8 rpg
 F—Aaron Swinson, 14.3 ppg, 7.5 rpg
 C—Chris Brandt, 10.9 ppg, 4.8 rpg
 G—Reggie Gallon, 6.4 ppg, 2.0 rpg
 G—Ronnie Battle, 16.6 ppg, 1.9 rpg
 Top Subs—Champ Wrencher, 3.9 ppg, 1.4 rpg; Willie Jones, 6.7 ppg, 4.5 rpg; Rod Joyce, 2.8 ppg, 1.5 rpg; Cameron Boozer, 3.1 ppg, 1.5 rpg

1992-93 (15-12, 8-8 SEC)

F—Wesley Person, 18.8 ppg, 7.1 rpg
 F—Aubrey Wiley, 9.4 ppg, 5.1 rpg
 C—Aaron Swinson, 15.6 ppg, 7.7 rpg
 G—Reggie Gallon, 8.4 ppg, 2.4 rpg
 G—Ronnie Battle, 16.5 ppg, 1.4 rpg
 Top Subs—Mark Hutton, 6.0 ppg, 5.0 rpg; Lance Weems, 1.7 ppg, 1.0 rpg

1993-94 (11-17, 3-13 SEC)

F—Wesley Person, 22.2 ppg, 6.4 rpg
 F—Aubrey Wiley, 11.8 ppg, 9.3 rpg
 C—Aaron Swinson, 20.7 ppg, 8.1 rpg
 G—Shawn Stuart, 2.5 ppg, 2.4 rpg
 G—Wes Flanigan, 6.5 ppg, 4.9 rpg
 Top Subs—Lance Weems, 10.4 ppg, 2.5 rpg; Leonard Smith, 4.1 ppg, 1.3 rpg; Pat Burke, 4.0 ppg, 2.9 rpg

1994-95 (16-13, 7-9 SEC)

F—Chris Davis, 11.6 ppg, 6.1 rpg
 C—Pat Burke, 9.0 ppg, 4.8 rpg
 G—Wes Flanigan, 8.9 ppg, 2.9 rpg
 G—Lance Weems, 13.2 ppg, 3.3 rpg
 G—Moochie Norris, 12.5 ppg, 4.9 rpg
 Top Subs—Ray Donald, 9.5 ppg, 4.6 rpg; Franklin Williams, 7.8 ppg, 4.4 rpg; Jim Costner, 3.0 ppg, 2.2 rpg

1995-96 (19-13, 6-10 SEC)

F—Franklin Williams, 10.4 ppg, 4.8 rpg
 C—Pat Burke, 11.0 ppg, 8.7 rpg
 G—Wes Flanigan, 13.4 ppg, 6.7 rpg
 G—Lance Weems, 13.4 ppg, 3.6 rpg
 G—Ray Donald, 8.7 ppg, 3.3 rpg
 Top Subs—Derek Caldwell, 6.2 ppg, 1.8 rpg; Bryant Smith, 3.6 ppg, 2.0 rpg; Alvin Jefferson, 3.3 ppg, 3.1 rpg

1996-97 (16-15, 6-10 SEC)

F—Franklin Williams, 7.9 ppg, 4.2 rpg
 C—Pat Burke, 11.0 ppg, 7.0 rpg
 G—Wes Flanigan, 11.0 ppg, 4.5 rpg
 G—Daymeon Fishback, 7.8 ppg, 2.5 rpg
 G—Doc Robinson, 6.2 ppg, 3.1 rpg
 Top Subs—Bryant Smith 8.1 ppg, 4.2 rpg; Derek Caldwell 5.8 ppg, 1.9 rpg; Alvin Jefferson 4.3 ppg, 4.1 rpg; Mamadou N'diaye 3.0 ppg, 2.5 rpg

1997-98 (16-14, 7-9 SEC)

F—Bryant Smith, 13.3 ppg, 6.6 rpg
 F—Franklin Williams, 7.4 ppg, 3.8 rpg
 C—Mamadou N'diaye, 8.0 ppg, 6.9 rpg
 G—Doc Robinson, 12.4 ppg, 4.4 rpg
 G—Scott Pohlman, 10.6 ppg, 2.6 rpg
 Top Subs—Daymeon Fishback 6.9 ppg, 3.2 rpg; Adrian Chilliest, 2.4 ppg, 3.5 rpg; Randy Hughes 7.1 ppg, 5.8 rpg; Derek Caldwell 3.4 ppg, 1.2 rpg

1998-99 (29-4, 14-2 SEC • Champions)

F—Chris Porter, 16.0 ppg, 8.6 rpg
 F—Bryant Smith, 11.0 ppg, 6.2 rpg
 C—Mamadou N'diaye, 7.2 ppg, 7.5 rpg
 G—Doc Robinson, 11.5 ppg, 5.0 rpg
 G—Scott Pohlman, 11.8 ppg, 2.2 rpg
 Top Subs—Jay Heard, 6.2 ppg, 2.2 rpg; Mack McGadney, 5.1 ppg, 3.1 rpg; Daymeon Fishback, 4.5 ppg, 2.2 rpg; Reggie Sharp, 3.5 ppg, 1.2 rpg; Adrian Chilliest, 1.7 ppg, 2.5 rpg

1999-2000 (24-10, 9-7 SEC)

F—Chris Porter, 14.6 ppg, 7.3 rpg
 C—Mamadou N'diaye, 8.9 ppg, 7.9 rpg
 G—Daymeon Fishback, 9.6 ppg, 4.1 rpg
 G—Doc Robinson, 11.5 ppg, 5.1 rpg
 G—Scott Pohlman, 9.9 ppg, 2.3 rpg
 Top Subs—Mack McGadney, 7.2 ppg, 4.8 rpg; Marquis Daniels, 4.5 ppg, 2.6 rpg; Jay Heard, 3.6 ppg, 3.2 rpg; Reggie Sharp, 3.2 ppg; Jamison Brewer, 2.3 ppg, 1.9 rpg

2000-01 (18-14, 7-9 SEC)

F—Marquis Daniels, 15.7 ppg, 7.0 rpg
 C—Kyle Davis, 4.8 ppg, 5.9 rpg, 2.8 bpg
 G—Adam Harrington, 15.5 ppg, 4.3 rpg
 G—Scott Pohlman, 12.5 ppg, 2.2 rpg
 G—Jamison Brewer, 8.4 ppg, 7.2 rpg, 5.8 rpg
 Top Subs—Mack McGadney, 15.0 ppg, 8.3 rpg (only played 8 games, tore ACL); Lincoln Glass, 7.2 ppg; Abdou Diame, 7.0 ppg, 3.3 rpg; Reggie Sharp, 2.1 ppg

2001-02 (12-16, 4-12 SEC)

F—Marquis Daniels, 11.6 ppg, 5.3 rpg
 C—Kyle Davis, 5.6 ppg, 5.1 rpg, 3.3 bpg
 G—Adam Harrington, 10.1 ppg, 3.5 rpg
 G—Derrick Bird, 10.6 ppg, 3.2 rpg
 G—Lewis Monroe, 2.7 ppg, 2.2 rpg, 2.5 rpg
 Top Subs—Brandon Robinson, 8.5 ppg, 5.2 rpg;

Marco Killingsworth, 7.8 ppg, 4.2 rpg

2002-03 (22-12, 8-8 SEC)

F—Marquis Daniels, 18.4 ppg, 6.2 rpg
 F—Marco Killingsworth, 13.3 ppg, 6.4 rpg
 C—Kyle Davis, 6.3 ppg, 5.9 rpg, 3.7 bpg
 G—Derrick Bird, 9.8 ppg, 2.9 rpg
 G—Lewis Monroe, 6.2 ppg, 2.4 rpg, 3.3 rpg
 Top Subs—Brandon Robinson, 8.2 ppg, 4.5 rpg; Nathan Watson, 5.9 ppg, 3.2 rpg

2003-04 (14-14, 5-11 SEC)

F—Brandon Robinson, 12.0 ppg, 6.7 rpg
 F—Marco Killingsworth, 13.7 ppg, 6.9 rpg
 C—Kyle Davis, 6.5 ppg, 6.8 rpg, 2.6 bpg
 G—Ian Young, 10.0 ppg, 2.3 rpg, 2.4 rpg
 G—Lewis Monroe, 6.1 ppg, 3.6 rpg, 1.5 rpg
 Top Subs—Nathan Watson, 7.5 ppg, 2.7 rpg; Quinnel Brown 7.1 ppg, 3.0 rpg; Ronny LeMelle 6.0 ppg, 2.1 rpg; Troy Gaines 3.8 ppg; Dwayne Curtis 2.9 ppg, 2.3 rpg

2004-05 (14-17, 4-12 SEC)

F—Quinnel Brown, 12.8 ppg, 6.0 rpg
 G—Toney Douglas, 16.9 ppg, 5.3 rpg
 G—Ian Young, 13.3 ppg, 4.1 rpg, 4.0 rpg
 G—Nathan Watson, 11.3 ppg, 5.7 rpg
 G—Daniel Hayles, 6.0 ppg, 3.1 rpg
 Top Subs—Frank Tolbert, 6.9 ppg, 3.0 rpg; Ronny LeMelle (only played 4 games, INJ)

2005-06 (12-16, 4-12 SEC)

F—Korvotney Barber, 6.8 ppg, 4.8 rpg
 G—Ronny LeMelle, 12.8 ppg, 3.8 rpg
 G—Rasheem Barrett, 11.1 ppg, 3.0 rpg
 G—Frank Tolbert, 9.1 ppg, 3.5 rpg
 G—Quantez Robertson, 8.0 ppg, 4.6 rpg, 4.1 rpg
 Top Subs—Josh Dollard, 9.1 ppg, 4.4 rpg; Daniel Hayles, 5.8 ppg, 3.1 rpg

2006-07 (17-15, 7-9 SEC)

F—Josh Dollard, 12.5 ppg, 7.0 rpg
 F—Korvotney Barber, 11.3 ppg, 6.6 rpg
 F—Quan Prowell, 12.0 ppg, 5.3 rpg
 G—Frank Tolbert, 11.8 ppg, 4.8 rpg
 G—Quantez Robertson, 8.2 ppg, 5.1 rpg
 G—Rasheem Barrett, 11.0 ppg, 3.9 rpg
 G—DeWayne Reed, 5.4 ppg, 3.0 rpg

2007-08 (14-16, 4-12 SEC)

F—Quan Prowell, 15.0 ppg, 6.3 rpg
 F—Korvotney Barber, 13.8 ppg, 6.9 rpg
 G—Frank Tolbert, 13.4 ppg, 5.2 rpg
 G—Quantez Robertson, 7.8 ppg, 4.1 rpg
 G—Rasheem Barrett, 13.6 ppg, 4.0 rpg
 G—DeWayne Reed, 8.9 ppg, 3.7 rpg
 F—Lucas Hargrove, 7.8 ppg, 4.4 rpg

2008-09 (24-12, 10-6 SEC)

F—Korvotney Barber, 12.8 ppg, 9.6 rpg
 G—DeWayne Reed, 13.2 ppg, 2.6 rpg

**All-Time Lineups (1950-2013)**

G—Tay Waller, 12.1 ppg, 2.8 rpg
 G—Rasheem Barrett, 9.9 ppg, 3.5 rpg
 G—Quantez Robertson, 6.0 ppg, 3.9 rpg, 3.2 apg
 Top Subs—Lucas Hargrove, 8.1 ppg, 5.3 rpg;
 Frankie Sullivan, 7.6 ppg, 1.9 rpg; Brendon Knox,
 2.5 ppg, 1.7 rpg; Johnnie Lett, 2.8 ppg, 3.4 rpg

2009-10 (15-17, 6-10 SEC)

F—Lucas Hargrove, 12.8 ppg, 7.0 rpg
 F—Johnnie Lett, 1.9 ppg, 3.2 rpg
 G—DeWayne Reed, 16.2 ppg, 4.3 apg
 G—Tay Waller, 15.3 ppg, 3.8 rpg
 G—Frankie Sullivan, 12.7 ppg, 3.7 rpg
 Top Subs—Brendon Knox, 8.7 ppg, 3.9 rpg
 Earnest Ross, 2.8 ppg, 3.0 rpg; Kenny Gabriel, 2.8
 ppg, 1.4 rpg; Andre Malone, 2.7 ppg, 1.9 rpg; Ty
 Armstrong, 2.0 ppg, 1.6 rpg

2010-11 (11-20, 4-12 SEC)

F—Rob Chubb, 7.6 ppg, 3.8 rpg
 F—Kenny Gabriel, 10.3 ppg, 5.8 rpg
 G—Earnest Ross, 13.1 ppg, 6.6 rpg
 G—Josh Wallace, 5.7 ppg, 3.9 apg, 1.7 spg
 G—Allen Payne, 5.6 ppg, 2.9 rpg
 Top Subs—Frankie Sullivan, 8.2 ppg, 3.0
 apg, 2.5 spg; ; Chris Denson, 5.9 ppg, 1.6 rpg;
 Josh Langford, 4.6 ppg, 2.6 rpg; Adrian Forbes,
 3.6 ppg, 2.7 rpg; Tony Neysmith, 2.4 ppg, 1.4
 apg, 1.3 rpg

2011-12 (15-16, 5-11 SEC)

F—Kenny Gabriel, 12.2 ppg, 7.3 rpg, 2.3 bpg
 F—Allen Payne, 4.3 ppg, 4.0 rpg
 C—Rob Chubb, 8.1 ppg, 5.1 rpg
 G—Josh Wallace, 3.4 ppg, 2.2 apg, 1.3 rpg
 G—Frankie Sullivan, 12.6 ppg, 3.9 rpg,
 2.3 apg, 1.4 spg
 Top Subs—Varez Ward, 9.0 ppg, 3.8 apg,
 3.1 rpg; Chris Denson, 8.7 ppg, 1.8 rpg, 1.1 apg;
 Josh Langford, 5.2 ppg, 2.1 rpg; Adrian Forbes,
 2.4 ppg, 3.0 rpg; Noel Johnson, 2.1 ppg, 1.5
 rpg; Willy Kouassi, 1.6 ppg, 2.6 rpg

2012-13 (9-23, 3-15 SEC)

F—Allen Payne, 7.7 ppg, 4.6 rpg
 C—Rob Chubb, 8.8 ppg, 6.6 rpg
 G—Shaquille Johnson, 5.3 ppg, 3.0 rpg
 G—Frankie Sullivan, 14.5 ppg, 2.8 apg
 G—Josh Wallace, 4.1 ppg, 2.8 apg
 Top Subs—Chris Denson, 11.9 ppg, 3.0
 rpg; Jordan Prcie, 5.4 ppg, 1.8 rpg; Asauhn
 Dixon-Tatum, 3.7 ppg, 4.4 blks

All-Time Lettermen (1906-2013)

This is the "official list" of Auburn basketball lettermen. Corrections and additions are encouraged. Please send correspondence to: Dan Froehlich, P.O. Box 351, Auburn, AL 36830.

A•A•A

Adams, Jeff 1977-78-79
 Akin, J.C. 1926-27-28
 Aihe, Francis 2009
 Alexander, Bill 1968-69-70 (C)
 Anthony, Benny 1977-78-79-80
 Ariail, D.W. 1932-33-34 (C)
 Armstrong, Ty 2010-11
 Arnold, Jamaal 2003
 Arnold, William 1914
 Arnold, Zane 1989-90-91(C)
 Arthur, R.A. 1933
 Ash, Tim 1970-71
 Austin, Greg 1970

B•B•B

Baggett, Matt 2002
 Banks, Earl 1978-79-80-81 (C)
 Barber, Korvotney 2006-07-08-09(C)
 Barker, Charlton 1999-2000-01-02
 Barkley, Charles 1982-83-84
 Barks, Earl 1924-25
 Barks, Hub 1918-19-20-21
 Barlow, Keydrick (mgr.) 2008-11
 Barnes, Woodrow 1934-35-36
 Barnhizer, Mark 1977-79
 Barrett, Rasheem 2006-07-08-09
 Battle, Ronnie 1990-91-92-93
 Baugh, Stephen (mgr.) 2008-09-10-11
 Bearden, J.B. 1958
 Beasley, Bob 1920
 Beasley, Jeremy 1997
 Beatty, Travis 1953
 Beavers, Tim 1972-73-74
 Bedgood, Lance (mgr.) 2000
 Bickerstaff, Donald 1945
 Bird, Derrick 2002-03 (C)
 Blackwell, John 1962-63-64 (C)
 Bolden, Pepto 1974-75-76 (C)
 Bolling, Rick 1982-83
 Bond, Bobby 1973-74-75-76
 Boozer, Cameron 1992
 Bota, Marin 2001
 Bowen, Sam 1958
 Bracy, Wayne 1975-76-77-78
 Brandt, Chris 1989-90-91-92 (C)
 Brawner, Roy 1948-49-50-51 (C)
 Brewer, Jamison 2000-01
 Bridges, O.W. 1917-18
 Brooks, Ryan 2007-08
 Brown, Earnest 1996
 Brown, L.C. 1934-35
 Brown, Nick (mgr.) 1988-89-90-91-92
 Brown, Quinnet 2004-05 (C)
 Buisson, Bobby 1965-66-67 (C)
 Burbage, Jesse 1915-16
 Burgess, Quinton 1945-46
 Burgess, Thad 1979

Burke, Pat 1994-95-96-97 (C)
 Burke, T.G. 1911-12
 Burtleson, R.A. 1909
 Burnett, John 1962-63
 Burton, Herbert 1943
 Butcher, Donnie 1983

C•C•C

Cahill, Mark 1981-82-83-84
 Caldwell, Derek 1996-97-98
 Calton, Donny 2000-01-02-03
 Cameron, Joey 2006
 Campbell, Scott 2005
 Canzoneri, A.G. 1941-42-43 (C)
 Card, Lewis 1979
 Cardwell, Kim (mgr.) 1982
 Carley, Ryan (mgr.) 2012
 Carpenter, Keenan 1988-89
 Cart, Larry 1963
 Carter, Kenny 1980
 Carter, Wilmer 1915-16
 Cattage, Bobby 1978-79-80-81
 Caylor, John 1987-88-90-91 (C)
 Chandler, Terry 1956-57-58
 Chapman, Larry 1962-63-64 (C)
 Childers, Edron 1937-38
 Chilliast, Adrian 1996-97-98-99
 Christian, Mike 1972-73-74 (C)
 Christian, Tim 1967
 Chubb, Rob 2010-11-12-13
 Clark, Reid 1995-96
 Clements, E.E. 1913-14-15
 Cochran, John 1952-53-54
 Coleman, Thomas 1957
 Cook, D. 1914
 Cook, F. 1913
 Cooper, Scott (mgr.) 2000-01
 Corley, Chris (mgr.) 1992-93-94-95
 Costner, Jim 1994-95
 Cowart, Pat 1970-71
 Cox, Dan 1974-75
 Craft, Collier (mgr.) 2002
 Creel, Eugene M. 1923-24
 Crew, W.R. 1936
 Croker, D.C. 1907
 Culverhouse, H.G. 1909
 Cunningham, Cole (mgr.) 2007-08
 Cunningham, David 1975
 Curlee, A.D. 1936-37-39
 Curtis, Dwayne 2004

D•D•D

Daniel, Ryan 2005
 Daniels, Marquis 2000-01-02-03(C)
 Daniels, Paul 1981-82-83-84
 Davis, Aundrae 1987
 Davis, Chris 1995
 Davis, J.E. 1911
 Davis, Kyle 2001-02-03-04 (C)
 Davis, Leroy 1995
 Dawson, Bill 1951
 Dawson, William 1947
 Dean, Myers (mgr.) 2008-09-10-11



All-Time Lettermen (1906-2013)

DeFore, Lee 1964-65-66 (C)
 Dennison, Derrick 1987-88-89-90 (C)
 Denson, Chris 2011-12-13
 Derozan, Kyle 2005
 Devaney, Jim 1980
 Deschamps, Dale 1975-76
 Diame, Abdou 2001
 Diamond, Jim 1954-55-56
 Dickinson, R.A. 1940
 Dixon-Tatum, Asauhn 2013
 Dollard, Josh 2006-07
 Donald, Ray 1995-96 (C)
 Dooley, Vince 1952
 Douglas, Toney 2005
 Dowell, William 1922
 Dreyfus, S.C. 1908
 Drum, Jake 2009-10-11-12
 Dryer, T.B. 1907-08
 Dubose, Frank 1927-28-29
 Dudley, Charles 1922-23 (C)
 Ducote, R.J. 1916-18
 Duke, Jesse 1922-23-24
 Dunbar, Robert 1941
 Duncan, Benton 1948-49
 Duncan, J.R. 1912-14
 Dundley, Charley 1920

E•E•E

Eaddy, Bill 1989
 Eaves, Joel 1935-36-37 (C)
 Edun, Moses 2004-05-06
 Edwards, Thomas H., Jr. 1937-38-39
 Ellis, Frank H. 1934
 Ellis, G.J. 1926-27-28
 England, Gary 1971-72-73 (C)
 Evans, G.D. 1925
 Evans, G.P. 1926

F•F•F

Faircloth, Tee 1966-67
 Farish, J.P., Jr. 1951-52-53 (C)
 Fells, Orenn 2001
 Fenn, Robert 1952-53
 Fenton, W.V. 1934
 Fibbe, Jimmy 1959-60-61 (C)
 Fibbe, Tommy 1964-65-66
 Fickling, William A. 1952-53-54
 Finney, C.E. 1943
 Fishback, Daymeon 1997-98-99-00
 Fitten, Sam 1982
 Flanigan, Wes 1994-95(C)-96(C)-97(C)
 Floyd, M.H. 1916-17-18-19
 Forbes, Adrian 2011-12
 Forbes, C.M. 1914-15
 Ford, Frank 1984-85-86-87
 Franklin, Jim (mgr.) 1986
 Frederick, Rex 1957-58-59 (C)
 Fucci, Dom 1976
 Fuller, Herbert 1945

G•G•G

Gabriel, Kenny 2010-11-12
 Gaines, Troy 2003-04-05

Gallina, Ted (mgr.) 1992-93-94
 Gallon, Reggie 1990-91-92-93 (C)
 Gardner, David (mgr.) 1998-99-00
 Geiger, Matt 1988-89
 Gibson, D. 1907-08
 Gibson, Ray 1938-39-40
 Gilbert, Porter 1959-60-61 (C)
 Givan, Alex (mgr.) 2005-06
 Glasgow, Jack 1948-49-50-51
 Glass, Lincoln 2001
 Godfrey, Gary 1982-85-86
 Godfrey, Julian (mgr.) 2006-07
 Gomillion, John 1998
 Gordy, J. 1910
 Gordy, S. 1909
 Gray, W.R. 1925-26
 Granger, Jordon 2013
 Gregory, Bill 1956-57-59
 Greene, Jr., Brian 2013
 Greene, Herbert 1964-65-66
 Groover, Ray 1959-60-61
 Guest, Darren 1985
 Guy, Freddie 1963 (C)

H•H•H

Hahn, Fred 1922-23-24 (C)
 Hahn, Hub 1918-19-20-21
 Hall, S. 1909
 Hall, S.S. 1926-27
 Hall, W.H. 1917-18
 Hall, W.R. 1917
 Hamilton, David 1999
 Hankton, Kirt 1989
 Haralson, Melvin 1986-87
 Hargrove, Lucas 2007-08-09-10 (C)
 Harrington, Adam 2001-02 (C)
 Harris, Henry 1970-71-72 (C)
 Harrison, Joe 1922-23-24 (C)
 Hart, Henry 1957-59-60 (C)
 Hart, Jerry (mgr.) 1960
 Hart, Taylor 1979
 Hatfield, L.L. 1930-31-32 (C)
 Hawkins, E.A. 1940-41-42
 Hayes, Earl 1982-83
 Hayles, Daniel 2005-06
 Haynes, Doyle 1954
 Head, Alan (mgr.) 2002
 Heard, Jay 1999-2000
 Helmlinger, John 1960-61-62
 Henderson, Ted 1977
 Henry, Lamar 1964
 Henson, Byron 1980-81-82-83
 Heramb, Matt 2007-08
 Hester, Dustin 1989
 Hill, Edward 1947
 Hill, George 1948-49-50-51
 Hill, Howard 1922
 Hitt, Dwight 1950
 Hoehle, Gene 1950
 Holland, Carey 1984-85
 Holmes, C.J. 2013
 Holmes, J.C. 1937-38-39

Hood, Jeffrey (mgr.) 2003
 Hopkins, Sam (mgr.) 2012-13
 Hordges, Cedrick 1976-77
 Howard, Terrance 1985-86-87-88
 Howell, Alex 1967-68 (C)
 Howell, Brett 2005-06
 Howell, Rex 1966
 Hudson, J.T. 1917
 Hughes, Randy 1998
 Huff, John 1939-40
 Hurt, David 1967-68-69
 Hutton, Mark 1993

I•I•I

Ingram, Billy Bob 1962-63

J•J•J

Jackson, Ron 1968-69-70
 Jacobs, Dan (mgr.) 1968-69
 James, Ebb 1927-28
 James, Fob 1926-27-28 (C)
 James, Louie 1928-29-30
 James, Tim 1982
 Jasquith, Andre 1995
 Jefferson, Alvin 1996
 Jenkins, George 1932-33
 Johns, Layton 1960-61-62-63 (C)
 Johnson, Albert 1972-73
 Johnson, Bob 1969
 Johnson, Chris (mgr.) 2013
 Johnson, Eddie 1974-75-76 (C)
 Johnson, J.L. 1943
 Johnson, Noel 2012-13
 Johnson, Shaquille 2013
 Johnston, Manley 1958
 Jones, Bruce 1923-24
 Jones, C.A. 1916-17
 Jones, Frank 1906
 Jones, Matt (mgr.) 2011
 Jones, Mike 1986-87
 Jones, Mike (mgr.) 1986
 Jones, Rob 1985-86-87
 Jones, Willie 1992
 Jordan, J.R. 1930-31-32 (C)
 Joyce, Rod 1992-93

K•K•K

Kaley, C.P. 1931-32-33 (C)
 Kaley, W.E. 1925-27
 Keel, Tim (mgr.) 2005-06-07
 Kemp, John (mgr.) 1986
 Kidd, Adam (mgr.) 2001
 Killingsworth, Marco 2002-03-04
 Kinlaw, D.C. 1948
 Kirkland, Dan 1971-72
 Kirkland, K. Mack 1962-63
 Kirkpatrick, Bill 1953-54-55 (C)
 Kitchens, Brad (mgr.) 1982
 Knox, Brendon 2009-10
 Kosmala, Daniel (mgr.) 2012
 Kouassi, Willy 2012
 Krezminski, Ted 1946
 Krivacs, Jim 1975



All-Time Lettermen (1906-2013)

L•L•L

Lacey, J.E. 1912-13
 Lacey, W.M. 1906-07
 Lacy, John 1920
 Lancaster, Rod 1945-46
 Lanford, Dan 1948-49-50-51 (C)
 Langford, Josh 2011-12
 Lassiter, Jack 1921
 Lawson, H.B. 1930-31-32
 Lawson, Scott (mgr.) 1991-92
 Leapheart, Al 1970-71-72
 Lee, Jason (mgr.) 2003-04-05
 Lee, Jimmy 1957-58-59 (C)
 LeMelle, Ronny 2004-05-06 (C)
 Leonard, Jimmy 1960-61
 Lett, Johnnie 2009-10
 Lewis, Johnathan 2001-03-04
 Lewis, Kelvin 2007
 Locke, T.C. 1909-10
 Lockhart, Darrell 1980-81-82-83 (C)
 Lollar, Chris 2003-04
 Louisell, William 1915
 Loyless, Jimmy Ray (mgr.) 1973-74-75-76
 Lumpkin, T.W. 1930-31-32
 Luquire, Adam 2007-08
 Lynn, Bill 1949-50 (C)
 Lynn, Johnny 1985-86-87-88

M•M•M

Mack, Kendell 1998
 Magri, Ernie 1972-73
 Major, E.A. 1909-10-11-12-13
 Malone, Andre 2010
 Mancini, Frank 1940-41-42
 Mandula, Bob 1973-74
 Martello, Vince 1981
 Martin, James 1952-53-54
 Martin, Terry 1984
 Mason, Sam 1933
 Mastin, Alex (mgr.) 2012-13
 Mays, Bob (mgr.) 1960
 McAfee, Emmett 1949
 McCullough, John (mgr.) 1972-73-74
 McFadden, Jeffrey 1987
 McFadden, Frank 1918-19-20-21
 McGadney, Mack 1999-2000-01-02
 McGrew, Roy 1979
 McGriff, Bill 1956-57-58
 McKelvy, Cornelius 1947
 McKie, Robert 1989-91
 McKinney, W.R. 1925-26
 McKinney, Wallace 1922-23-24
 McKinney, William 1924-25
 McKissick, Rex 1936-37-38 (C)
 McLeod, Michael (mgr.) 2000-01-02
 McMahan, Warren 1933-34
 McManus, Bayward 1958-59
 Meagher, John 1945
 Mengelt, John 1969-70-71
 Merrell, Doug 2011
 Miaway, Archie 2007
 Miller, Jeff (mgr.) 1979

Miller, Bob 1966-68
 Miller, Robert 1953-54 (C)
 Miles, David (mgr.) 1979
 Millsap, Joe 1966-67
 Mitchell, Dwayne 2002
 Mitchell, Joe Bob 1935-36
 Mitchell, Mike 1975-76-77-78 (C)
 Mobberly, W.C. 1948-49-50-51
 Monroe, Lewis 2002-03-04
 Montgomery, Jimmy 1965-66
 Moon, Glen 1974-75-76
 Moore, Jeff 1985-86-87-88
 Morgan, Malvern 1937-38-39
 Morris, Chris 1985-86-87-88
 Mosteller, Odell 1982-83
 Motley, Marvin 1941-42
 Mullendore, Gary 1971-72
 Mullins, H.L. 1928-29
 Mummert, Gordon 1952-53-54-55
 Mumphord, Alvin 1980-81-82-83 (C)
 Murdock, D.N. 1912

N•N•N

Naftel, James 1957
 N'diaye, Mamadou 1997-98-99-00
 Neal, Heath (mgr.) 1997-98-99-00
 Nelson, Rolland 1955-56
 Newell, Olin 1914
 Newton, Joe 1963-64-65
 Neysmith, Tony 2010-11-12
 Nixon, Glenn 1948-49
 Noble, A.J. 1913
 Norman, Mandy 1921
 Norris, Moochie 1995 (C)

O•O•O

O'Cain, Richard 1946-47
 O'Connor, Michael 2005
 O'Daniel, Curtis 1964
 O'Donnell, James 1953-54-55-56 (C)
 Ohman, Brooks (mgr.) 2013
 Oliver, David (mgr.) 1995-96-97
 Ondr, Rob (mgr.) 2000-01
 Osberry, Robert 1973-74
 Owens, Brandon (mgr.) 1998

P•P•P

Page, Josey (mgr.) 1956-67
 Pappas, Ernest 1937
 Parker, T.F. 1909-10
 Parks, Ben E. 1942
 Pate, Roy 1930
 Patrick, Larry 1990-91
 Patrick, Myles 1975-76-77-78
 Payne, Allen 2011-12-13
 Payne, William 1914-15-16
 Pearson, Chris (mgr.) 2000
 Pearson, J. Tim 1964-65
 Pederson, Alex (mgr.) 2008
 Pellar, Nick 2013
 Pendleton, Jason (mgr.) 1995-96-97
 Perry, Tom 1967-68-69 (C)
 Person, Adrian 1999

Person, Chuck 1983-84-85-86
 Person, Wesley 1991-92-93-94 (C)
 Petrone, Chas (mgr.) 2010-11-12-13
 Pietkiewicz, Stan 1975-76-77-78 (C)
 Pohlman, Scott 1998-99-2000-01(C)
 Poindexter, Frank 1980-81-82
 Poole, James (mgr.) 1982-83
 Porter, Chris 1999-2000 (C)
 Porter, Will (mgr.) 2005-06-07
 Posey, Leon 1960-61-62
 Powell, Jack 1946-47 (C)
 Powers, Kirk 1978-79
 Price, Bubba 1977-78-79-80 (C)
 Price, Jordan 2013
 Price, Randy 1982
 Pridgen, Dan 1949-50-51
 Prowell, Quan 2007-08
 Purcell, William (mgr.) 1974

Q•Q•Q

Quick, Ronnie 1966-67
 Quinney, George 1934

R•R•R

Redd, Albert 1920
 Redding, Gary 1973-74-75-76 (C)
 Reed, DeWayne 2007-08-09-10
 Remillard, Jason (mgr.) 1997-98-99-00
 Retseck, Jim 1971-72
 Rice, T.J. 2011-12
 Ridenhour, Jacob (mgr.) 1993-94-95
 Robertson, Quantez 2006-07-08-09(C)
 Robinson, Ardith 1949
 Robinson, Brandon 2002-03-04
 Robinson, Clifton 1998
 Robinson, Doc 1997-98(C)-99(C)-00 (C)
 Rodgers, Hugh 1936
 Rogers, Chris 2005
 Ross, Bill 1960-61-62 (C)
 Ross, Earnest 2010-11
 Russell, Erskine 1947-48

S•S•S

Salter, John 1963
 Samples, Tyrone 1957-58-59
 Sanderson, Jack 1946
 Savage, Zack 1923
 Sawyer, Bill 1981-82
 Scarbrough, L.A. 1909-10-11-12
 Siebert, Robert 1946
 Sharp, Reggie 1999-2000-01(C)
 Shelby, Matt (mgr.) 2002-03-04-05
 Shepperd, Brian 1983
 Shetler, Carl 1968-69-70 (C)
 Simmons, Eric "Butch" 1975-76
 Sindler, Frank J. 1933
 Slaughter, T.R. 1927
 Slayden, Herb 1955
 Slayden, Kay 1954-55-56
 Smith, A.L. 1928
 Smith, Abe 1999-2000
 Smith, Bryant 1996-97-98-99 (C)
 Smith, Drew 2006-07-08



All-Time Lettermen (1906-2013)

Smith, Dudley 1998
 Smith, Leonard 1994
 Smith, Ralph 1971-72-73
 Smith, Richard 1990
 Smith, William 1972
 Snyder, E. 1926
 Spencer, Dylan 2010-11-12-13
 Spencer, Howard 1984-85
 Springfield, Mike 1995-96
 Stapler, Scott (mgr.) 1995-96
 Stapleton, Bobby 1945
 Steed, George 1914-15-16
 Sterling, Joseph 1947-48-49
 Stewart, Jack 1930-31-32
 Stockelberg, Frank K. 1924
 Stone, Noah (mgr.) 1993-94
 Strange, George 1935
 Streetman, J.P. 1939-40
 Streit, J.B. 1911
 Strickland, Auby 1917
 Strickland, Trey (mgr.) 2006-07
 Strickland, Vern 1984-86
 Stringer, Eric 1978-79-80-81
 Stuart, Shawn 1993-94
 Sturkie, Henry 1954-55-56-57 (C)
 Sullivan, Frankie 2009-10(C)-11-12(C)-13(C)
 Sutton, Brent 1972-73
 Swinson, Aaron 1992-93-94 (C)

T•T•T

Tanner, Jack 1942
 Taylor, George 1914
 Taylor, Mitch 1992
 Thigpen, James 1916
 Thomas, Darrell 1985
 Thomas, Emmett 1975
 Thomas, Phillip 1996
 Thomas, Randy 1965
 Thorington, Garrett (mgr.) 2006-07
 Tinker, Billy 1961-62-63-64
 Tinker, Wally 1967-68-69 (C)
 Tolbert, Frank 2005-06(C)-07-08
 Tolbert, Jimbo (mgr.) 2000-01
 Trapp, J.H. 1919
 Trawick, Garreth(mgr.)2008-09-10-11
 Tucker, Bobby 1956-57-58
 Tucker, Rodney 2003-04
 Turner, Greg 1981-82-83-84
 Turner, Herman (mgr.) 2001-02-03-04
 Turner, Jack 1952-53-54
 Turner, Rodney 1985
 Tyler, David (mgr.) 1988-89-90-91

V•V•V

Vaughn, David 1959-60-61
 Veal, Inman 1952
 Vines, J.A. 1929
 Valavicius, Rich 1979 (C)-80 (C)

W•W•W

Wade, Jimmy 1918-19-20-21
 Wadsworth, F.A. 1943
 Waites, Harold 1945

Walker, Jimmy 1969-70-71 (C)
 Walker, Randall 1966-69
 Wallace, Josh 2010-11-12-13
 Waller, Tay 2009-10
 Walter, Bill 1950-51
 Walther, Paul 1946
 Walton, Jamarrus 2013
 Ware, R.Y. 1906-07-08
 Ware, W.J. 1925
 Watkins, Corey 1999
 Watkins, Walter 1914
 Watson, Nathan 2002-03-04-05 (C)
 Weems, Lance 1993-94-95(C)-96(C)
 Weldon, Roger 1950-51-52 (C)
 Welsh, Richie 1984
 West, Harold 1945
 Westbrook, Stephen (mgr.) 2012
 Whigham, Byrd 1954-55
 Whitaker, H. 1906-07
 White, Gerald 1984-85-86-87
 Wicke, Danny 2003-04
 Wiley, Aubrey 1993-94
 Williams, Frank 1942-43
 Williams, Frank 1947 (C)
 Williams, Franklin 1995-96-97-98 (C)
 Williams Jr., Larry 2008-09-10
 Williams, Ray 1946-47-48 (C)
 Wills, Bob 1968-69
 Wilson, W.P. 1917
 Wood, Jim 1948
 Woodruff, C.W. 1906-07-08
 Worrill, Jamie 1913
 Wrencher, Champ 1989-90-91-92 (C)
 Wright, T.P. 1911

Y•Y•Y

York, Bobby 1970
 Young, B.E. 1943
 Young, Ian 2004-05 (C)
 (C) Captain



All-Time Numerical Roster (Since 1936)

0

Asaunh Dixon-Tatum (2013)
Josh Langford (2011-12)

00

Kerry Harvis (2006)
Byron Bell (1993)
Paul Daniels (1981-84)

1

KT Harrell (2013)
Varez Ward (2012)
Andre Malone (2010)
Korvotney Barber (2009)
Frank Tolbert (2005-08)

2

Allen Payne (2011-13)
Archie Miaway (2007)
Daniel Hayles (2005-06)
Abdou Diame (2001-02)

3

Chris Denson (2011-13)
Josh Dollard (2006-07)
Ian Young (2004-05)
Marquis Daniels (2000-03)
Reggie Sharp (1999)
Earnest Brown (1996-97)
Jim Costner (1994-95)
Champ Wrencher (1990-92)
Kirt Hankton (1989)
Byron Henson (1980-83)
Taylor Hart (1948-50)

4

Dylan Spencer (2013)
Lucas Hargrove (2007-10)
Emanuel Willis (2006)
Marco Killingsworth (2002-04)
Chris Porter (1999-2000)
Derek Caldwell (1998)
Chris Davis (1995-96)
Aaron Swinson (1992-94)
Lewis Card (1979-80)
Glenn Nixon (1948-1949)

5

Shaquille Johnson (2013)
Ty Armstrong (2010-11)
Kelvin Lewis (2007)
Jamison Brewer (2000-2001)
Clifton Robinson (1998)
Derek Caldwell (1995-97)
Jim Duce (1980)

10

Jordan Price (2013)
Larry Williams Jr. (2008-10)
Troy Gaines (2003-05)
Scott Pohlman (1998-2001)
Terrance Howard (1985-88)
Robert Holler (1984)
Rick Bolling (1982-83)
Jim Devaney (1980-81)
Bill Wallace (1974, 1976)
Jim Krivacs (1975)
Bill Kirkpatrick (1953-55)
Frank Davis (1952)
Jimmy Willet (1951)
Dwight Hitt (1950)
Dick O'Cain (1947)
Bob Seibert (1946)

11

Josh Wallace (2010-13)

Derrick Bird (2002-03)
Reggie Sharp (2000-01)
Phillip Thomas (1996)
Wesley Person (1991-94)
David Williams (1988)
Melvin Haralson (1986-87)
Rodney Turner (1985)
Greg Turner (1981-84)
Mark Barnhizer (1977-79)
Bill Turner (1974-75)
Herbert Greene (1964-65)
John Burnett (1961-63)
George Cochran (1960)
Joe Woods (1959)
Sam Bowen (1958)
Brownie Nelson (1955-56)
Kay Slayden (1953)
Vince Dooley (1952)
Bill Mobberly (1951)
Jack Sanderson (1946)

12

Nick Pellar (2013)
DeWayne Reed (2007-10)
Moses Edun (2004-06)
Jay Heard (1999-2000)
Alex Franco (1995)
Leonard Smith (1993-94)
Mitch Taylor (1992)
Johnny Benjamin (1989)
Gerald White (1984-87)
Odell Mosteller (1982-83)
Mike Christian (1972-74)
Pat Cowart (1970-71)
Mike Newell (1969)
Bob Miller (1966-68)
Larry Cart (1963-65)
Porter Gilbert (1959-61)
Bobby Tucker (1956-58)
Travis Beatty (1953)
Don Lanford (1949-51)
Erskine Russell (1947-48)
Connie McKelvey (1947)

13

Matt Heramb (2007-08)
Brandon Robinson (2002-04)
Bryant Smith (1996-99)
Mike Jones (1986-88)
Ritchie Welsh (1984)
Chuck Johnson (1983)
Sam Fitten (1982)
Jack Glasgow (1948-50)

14

Drew Smith (2006-09)
Michael O'Connor (2005)
Charlton Barker (2000-2002)
Reggie Gallon (1989-93)
Johnny Lynn (1985-88)
Tim James (1982-83)
Roy McGrew (1979-80)
Myles Patrick (1975-78)
Jimmy DeVenney (1960)
Jerry Hart (1958)
Jim Naftel (1955-56)
Walt Stoudemire (1953)
Inman Veal (1952)
Roy Brawner (1949-51)
Ted Krezmenski (1946)

15

Tony Neysmith (2010-12)

Brett Howell (2005-06)
Danny Wicke (2003)
Jimbo Tolbert (mgr.), (2000)
Lance Weems (1993-96)
Leonard Smith (1992)
Larry Patrick (1990-91)
Kelvin Ardister (1989)
Frank Ford (1984-87)
Kyle Anderson (1983)
Thad Burgess (1979)
Ted Henderson (1976-77)
Paul Seymour (1975)
Rex Howell (1973)

John Mengelt (1969-71)

Alex Howell (1966-68)
Tim Pearson (1963-65)
Tommy Henderson (1959)
Terry Chandler (1956-58)
Robert Burgess (1955)
Bill Fickling (1952-54)
George Hill (1949-51)
Jack Powell (1946)

16

Miller (1947)

17

Diffley (1947)
Jack Colbert (1946)

18

Ray Williams (1946)
Herbert Burton (1942)

20

Frankie Sullivan (2009-10)
Danny Wicke (2004)
Mike Springfield (1995-1996)
Shawn Stuart (1993-94)
Dustin Hester (1988-1990)
Aundrae Davis (1987)
Wayne Bracy (1975-78)
Tim Beavers (1972-74)
Jimmy Walker (1969-71)
Barry Timmerman (1968)
Tee Faircloth (1965-67)
Larry Chapman (1961-64)
Bayward McManus (1958-60)
Byrd Whigham (1954-55)
John Logue (1953)
Dick O'Cain (1946)
Frank Mancini (1940-42)
Ernest Pappas (1937-39)

21

Shareif Adamu (2013)
Rasheem Barrett (2006-09)
Quinnel Brown (2004-05)
Adam Harrington (2001-2002)
Ronnie Battle (1989-93)
Rob Jones (1986-87)
Mark Cahill (1983-84)
Mark Reed (1982)
Bubba Price (1977-80)
Bob Mandula (1974-76)
Jimmy Elliot (1972)
Greg Austin (1970)
Tom Perry (1967-69)
All-Time Numerical Roster (Since 1936)
Mike Keeble (1964)
Billy Biles (1963)
Bill Ross (1960-62)

Jimmy Lee (1957-59)
Henry Sturkie (1954-57)
Jack Turner (1953-54)
Bill Walters (1950-51)
Andy Robinson (1949)
Quentin Burgess (1945-46)
Crawford Holmes (1937-39)

22

C.J. Holmes (2013)
Kenny Gabriel (2010-12)
Scott Campbell (2005)
Lewis Monroe (2002-04)
Marin Bota (2001)
Wes Flanigan (1994-97)
John Caylor (1987-90)
Robert Leak (1983)
Randall Ridley (1982)
Eric Stringer (1978-81)
Eddie Johnson (1974-77)
Gary England (1971-73)
Carl Shetler (1968-70)
Bobby Buisson (1965-67)
John Blackwell (1962-64)
Ray Groover (1958-61)
Henry Sturkie (1956-57)
R.T. Lee (1956)
Doyle Haynes (1954)
Jack Glasgow (1948-51)
Dan Pridgen (1949-50)
Joe Womack (1946)
Shag Hawkins (1942)
Fagan Canzoneri (1941)
Tommie Edwards (1937-39)

23

Frankie Sullivan (2011-13)
Quantez Robertson (2006-09)
Toney Douglas (2005)
Dwayne Mitchell (2002)
Daymeon Fishback (1997-2000)
Leroy Davis (1994-95)
Rod Joyce (1990-93)
Pete McBee (1988)
Alvin Mumphord (1980-83)
Dom Fucci (1976-77)
Dan Cox (1974-75)
Tommy Fibbe (1964-66)
Harvey Johnston (1962)
Jimmy Fibbe (1959-61)
Kay Slayden (1954-56)
Bob Smith (1951)
Dick Webb (1949)
Frank Williams (1947)
Marvin Roberts (1946)
Bob Dunbar (1941)
J.P. Streetman (1939-40)
Andrew Curlee (1936-37)

24

Brian Greene, Jr. (2013)
T.J. Rice (2011-12)
Tay Waller (2009-10)
Quan Prowell (2007-08)
Nathan Watson (2002-05)
Dudley Smith (1998)
Moochie Norris (1995)
Derrick Dennison (1988-90)
Donnie Butcher (1983-84)
Mark Cahill (1981-82)
Kenny Carter (1980)
Stan Pietkiewicz (1975-78)



All-Time Numerical Roster (Since 1936)

Gusty Nordgren (1961)
John Giblyaint (1960)
Ty Samples (1958-59)
Jim O'Donnell (1953-56)
Roger Weldon (1951-52)
Joe Sterling (1947-49)
Rod Lancaster (1946)
Earl Tanner (1940-42)
Theron Karge (1937)
25

Jordan Granger (2013)
Jake Drum (2009-12)
Adam Luquire (2007-08)
Kendell Mack (1998)
Reid Clark (1995-96)
Tommy Dyer (1994)
Mark Hutton (1993)
Marcus Ford (1990)
Matt Geiger (1988-89)
Gary Godfrey (1985-86)
Terry Martin (1984)
Bill Sawyer (1981-82)
Taylor Hart (1980)
Kirk Powers (1978-79)
Bob Osberry (1973-74)
Henry Harris (1970-72)
Tim Christian (1967-68)
Gary Lambert (1966)
Bill Tinker (1961-64)
Henry Hart (1957-60)
Jim Diamond (1954-56)
J.P. Farish Jr. (1951-53)
Gene Hoele (1950)
Emmett McAfee (1949)
Johnny Adcock (1946)
Marvin Motley (1941-42)
Red Childers (1937-38)
Buddy Crew (1936)
26

Bill Dudley (1938)
27

Ray Williams (1946-48)
Billy Ray (1946)
Frank Hamm (1937)
28

Joel Eaves (1935-37)
29

Tom Martin (1940-41)
Cecil Wallace (1937-39)
30

Brendon Knox (2009-10)
Jamaal Arnold (2003)
Johnathan Lewis (2001)
Keenan Carpenter (1988-1989)
Randy Price (1982)
Mike Mitchell (1975-78)
Brent Sutton (1972-74)
Bob Wills (1968-69)
Joe Millsap (1965-67)
Lamar Henry (1962-64)
David Vaughn (1959-61)
Mack Lee (1953-54)
John Lockard (1951)
Ray Gibson (1938-40)
Rogers (1937)
31

Mack McGadney (1999-2002)
Pat Burke (1993-97)

Richard Smith (1990-91)
Vern Strickland (1984-86)
David Cunningham (1974-75)
Tim Ash (1970-71)
Harold Carden (1966)
Curt O'Daniel (1962-65)
Mack Kirkland (1961)
Johnny Cochran (1952-54)
Leroy Sudduth (1951)
Malvern Morgan (1937-39)
32

Noel Johnson (2012-13)
Korvotney Barber (2006-08)
Rodney Tucker (2003-04)
John Gomillion (1998)
Ray Donald (1995-96)
Corey Walker (1989)
Darren Guest (1985-86)
Darrell Lockhart (1980-83)
Gary Redding (1973-76)
Jim Retseck (1971-72)
Ron Jackson (1968-70)
Lee DeFore (1963-66)
Jim Leonard (1961)
Jorge Haeussler (1960)
Rex Frederick (1957-59)
Mack Lee (1955)
Jim Martin (1952-54)
Dan Pridgen (1951)
Shag Hawkins (1941)
Rex McKissick (1936-38)
33

Earnest Ross (2010-11)
Ronny LeMelle (2003-06)
Donny Calton (2000-2003)
Michael Hardin (1992)
John Walker (1988)
Carey Holland (1984-85)
Tim Tipton (1983)
Frank Poindexter (1980-82)
Glen Moon (1974-76)
Dan Kirkland (1971-72)
Wallace Tinker (1967-69)
Jimmy Montgomery (1965-66)
John Salter (1962-63)
Harvey Johnston (1961)
Terry Hinote (1960)
J.B. Bearden (1958)
Gordon Mummert (1952-53)
Bill Dawson (1951)
Bob Dickinson (1938-39)
John Rouche (1937)
34

Johnnie Lett (2009-10)
Kyle Davis (2001-04)
Mamadou N'diaye (1997-2000)
Cameron Boozer (1992-93)
Robert McKie (1989-91)
Chris Morris (1985-88)
Charles Barkley (1982-84)
Bob Bond (1974-76)
Billy Smith (1972)
Mike Pugh (1971)
Bobby York (1970)
David Hurt (1967-69)
Randy Thomas (1965-66)
Mack Kirkland (1962-63)
John Salter (1961)
Manley Johnson (1958)

Bob Miller (1953-54)
Ben Park (1942-42)
Orville Ginter (1938)
35

Ryan Brooks (2007-08)
Ryan Daniel (2005)
Johnathan Lewis (2003-04)
Jeff Switzer (1992-93)
Brian Sheppard (1983)
Pepto Bolden (1974-77)
Sylvester Davenport (1973)
Al Leaphart (1970-72)
Randall Walker (1967-69)
Rex Etheridge (1967-68)
Joe Newton (1963-65)
Leon Posey (1960-62)
Bill McGriff (1956-58)
Bob Fenn (1952-53)
40

Doug Merrell (2011)
Lincoln Glass (2001-02)
Abe Smith (1999-2000)
Zane Arnold (1989-91)
Jeff Moore (1985-88)
Michael Rutledge (1984)
Dale Deschamps (1975-76)
Rich Gortney (1974)
Jerry Lamberson (1973)
Tom Bardin (1971)
Joe Sigur (1969)
Bill Anderson (1967)
Freddie Guy (1963-65)
John Helmlinger (1960-62)
Bill Gregory (1956-59)
Dan Fausett (1953)
41

Rob Chubb (2010-13)
Alvin Jefferson (1996-97)
Aubrey Wiley (1992-94)
Benny Anthony (1977-80)
Emmett Thomas (1974-76)
Albert Johnson (1972-73)
Mike Poole (1971)
Mike Scott (1969)
Ronnie Quick (1966-67)
Billy Ingram (1962-63)
42

Francis Aihe (2009)
Joey Cameron (2006)
Adrian Chilliest (1996-99)
Rich Valavicius (1979-80)
Cedrick Hordges (1976-77)
Roger Jorgensen (1974-75)
Ralph Smith (1971-73)
Bill Alexander (1968-70)
Layton Johns (1961-63)
Thomas Coleman (1956)
Bob Wright (1953)
43

Cameron Boozer (1991)
44

Dylan Spencer (2010-12)
Chris Rogers (2005)
Dwayne Curtis (2004)
David Hamilton (1999-2000)
Franklin Williams (1995-98)
Chris Brandt (1988-92)
Jeffrey McFadden (1987)

Ricky Short (1986)
Earl Hayes (1982-83)
Earl Banks (1978-81)
45

Adrian Forbes (2011-12)
Kyle Derozan (2005)
Adrian Person (1999)
Jeremy Beasley (1997-98)
Chuck Simms (1990-91)
Chuck Person (1983-86)
Bobby Cattage (1978-81)
50

Willy Kouassi (2012)
Doc Robinson (1997-2000)
Dennis Tindle (1976-77)
Ray Woodward (1974-75)
51

Gary Godfrey (1982-83)
Scott Bell (1980)
52

Joe Baldrian (1975)
53

Matt Baggett (2002)
Orenn Fells (2001)
54

Willie Jones (1992)
Brian Baumgartner (1990)
Howard Spencer (1984-85)
Jeff Adams (1976-79)
Mike Roach (1974-75)
Ernie Magri (1972-73)
55

Chris Lollar (2003-04)
Randy Hughes (1998)

Players Retired Jerseys in BOLD

DID YOU KNOW? ...

The following numbers are currently legal: **00, 0, 1, 2, 3, 4, 5, 10, 11, 12, 13, 14, 15, 20, 21, 22, 23, 24, 25, 30, 31, 32, 33, 34, 35, 40, 41, 42, 43, 44, 45, 50, 51, 52, 53, 54, 55.**

Team rosters can include **0 or 00, but not both. From 1958 to 1999, the numbers 1 and 2 were prohibited.**



Overtime Records (1906-2013)

Season	Opponent	AU-Opp	Site	Season	Opponent	AU-Opp	Site
1906-07	Columbus YMCA	29- 27		2000-01	Toledo (2ot)	90- 95	N
1920-21	Mercer	36- 31	H		Oregon	101-97	N
1923-24	Birmingham Ath. Club	32- 36			Tennessee (2ot)	88- 96	H
1926-27	Georgia Tech	20- 22	A		Georgia	80- 85	A
1930-31	North Carolina State	30- 28			Alabama	72- 69	H
1939-40	Georgia Tech	39- 38	H	2002-03	Saint Joseph's (NCAA Tour.)	65- 63	N
1950-51	Georgia	69- 68	H	2003-04	South Carolina	51- 53	H
	Florida	83- 77	H	2004-05	Colorado State	79- 76	H
1953-54	Howard	70- 63	A		UNLV	87- 91	H
1955-56	Rice	80- 82 (2ot)	A		Florida	78- 84	H
	Georgia Tech	77- 74	H	2006-07	Nicholls State	92- 87	H
1956-57	Alabama	92- 88	N	2008-09	Dayton	59- 60	N
	Georgia Tech	67- 76	A	2009-10	Arkansas	79-82	A
	Alabama	79- 81 (2ot)	N		Mississippi State	75-85	A
1959-60	Tulane	53- 51	A	2010-11	UNC Asheville	69-70	H
	Alabama	63- 61	A		Georgia Southern	88-84	H
1960-61	Georgia Tech	43- 48	H		Georgia	72-81	A
	Alabama	66- 71	A	2011-12	Ole Miss (2ot)	69-68	H
1962-63	Florida State	77- 70 (2ot)	A		LSU	58-65	A
	Houston	71- 69	A	2012-13	Rhode Island (2ot)	72-78	H
	Alabama	81- 78	N		Arkansas (2ot)	80-88	A
	Georgia	70- 67	H		Mississippi State	71-74	A
	Alabama	74- 67	N	Won 47, Lost 50 (.485) (Bold - Games won by Auburn)			
1963-64	Miss. State	64- 63	A				
	Ole Miss	58- 59	A				
1965-66	Columbia	76- 75	A				
1966-67	Georgia Tech	76- 78	A				
	Mississippi State	55- 59	A				
	Alabama	99- 96	A				
1967-68	Tennessee	54- 63	H				
1968-69	Florida	81- 80	H				
1969-70	Mississippi State	71- 69	A				
1972-73	Georgia	72- 84	A				
	Florida	74- 76	H				
1973-74	Kentucky	99- 97	H				
1974-75	Georgia	90- 93	A				
1975-76	SMU	85- 87	A				
	Kentucky	91- 84	H				
	Tennessee	73- 72	H				
1976-77	Vanderbilt	76- 71	A				
1977-78	LSU	95-101	H				
	Mississippi State	82- 83	A				
1978-79	Kentucky	83- 86	H				
	Florida	93- 92	A				
	Ole Miss	56- 54 (2ot)	H				
	Georgia	95- 91 (4ot)	N				
1979-80	Arkansas State	62- 69	N				
	Alabama	46- 50	H				
	Georgia	69- 65	A				
1980-81	Air Force	46- 48	N				
	Florida	48- 50	N				
1981-82	Kentucky	83- 81	H				
	Mississippi State	38- 36	N				
1983-84	UAB	62- 69	A				
1984-85	Kentucky	47- 49	H				
	Florida	81- 78	A				
	Alabama	72- 74 (2ot)	A				
	Alabama	53- 49	N				
1985-86	Southwestern Louisiana	64- 66	A				
	Georgia	87- 86	A				
1986-87	Georgia	62- 58	H				
1987-88	Illinois	103-107	A				
1990-91	Georgia	59- 58 (2ot)	A				
	Florida	84- 87	H				
1993-94	Georgia	80- 83	H				
	Mississippi State	86- 91	H				
	Ole Miss	85- 88 (2ot)	A				
1995-96	Mississippi State	75- 78	H				
	Tulane (NIT)	73- 87	H				
1996-97	Colorado	72- 78	N				
	Hawaii-Hilo	98- 92	A				
1997-98	Mississippi State	68- 66	H				
	Marquette (NIT)	60- 75	A				
1999-2000	Ole Miss	77- 79	A				
	South Carolina	77- 72	N				



Auburn on Television

Season/Opponent	AU-Opp	Season/Opponent	AU-Opp	Season/Opponent	AU-Opp	Season/Opponent	AU-Opp
1949-50		Georgia	66-64	at Florida (#10) (ESPN)	58-57	Kentucky (#1) (ESPN)	73-88
<u>at Georgia Tech (WSB)</u>	<u>49-65</u>	<u>at Tennessee (ESPN)</u>	<u>74-82</u>	Georgia	64-57	<u>at Mississippi State</u>	<u>51-67</u>
1959-60		LSU (NBC)	61-87	<u>at Alabama</u>	<u>77-82</u>	vs. Vanderbilt*	68-65
Kentucky	61-60	Ole Miss (ESPN)	82-59	<u>vs. Georgia*</u>	<u>60-65</u>	<u>vs. Mississippi State* (#25)</u>	<u>58-69</u>
1963-64		<u>vs. Alabama*</u>	<u>61-62</u>	vs. Bradley+ (#11) (ESPN)	90-86	1996-97	
Vanderbilt (#5)	81-63	1983-84		<u>vs. Oklahoma+ (#8) (CBS)</u>	<u>87-107</u>	<u>at UAB (WBMG-TV)</u>	<u>57-64</u>
1964-65		<u>at UAB (ESPN)</u>	<u>62-69 (ot)</u>	1988-89		<u>vs. Murray State (FSS)</u>	<u>86-72</u>
<u>at Vanderbilt</u>	<u>77-105</u>	<u>vs. Wake Forest (#10) (ESPN)</u>	<u>67-76</u>	<u>at Vanderbilt (ESPN)</u>	<u>77-93</u>	Arkansas	55-56
1965-66		Florida	82-66	<u>at Mississippi State</u>	<u>56-69</u>	Florida	79-65
<u>at LSU</u>	<u>74-66</u>	Kentucky(#2)(WTBS)	82-63	Georgia (ESPN)	62-75	Kentucky (#4)	53-77
<u>Kentucky (#1)</u>	<u>64-77</u>	<u>at Georgia</u>	<u>86-90</u>	<u>at Tennessee</u>	<u>72-89</u>	<u>at Georgia (CBS)</u>	<u>48-53</u>
1966-67		LSU (#10) (WTBS)	80-78	<u>at Alabama (ESPN)</u>	<u>58-74</u>	Alabama (ESPN)	72-62
Vanderbilt (#9)	64-51	<u>Ole Miss (USA)</u>	<u>60-50</u>	<u>at Georgia</u>	<u>76-80</u>	<u>at Arkansas (ESPN)</u>	<u>42-75</u>
<u>at Kentucky</u>	<u>58-60</u>	at Florida	67-65	<u>vs. Ole Miss*</u>	<u>68-80</u>	<u>Vanderbilt (FSS)</u>	<u>61-75</u>
1967-68		<u>at Kentucky (#6)</u>	<u>64-84</u>	1989-90		<u>at Alabama (FSS)</u>	<u>50-55</u>
Kentucky (#9)	74-73	at Vanderbilt (ESPN)	73-67	<u>at Ole Miss</u>	<u>72-80</u>	<u>Ole Miss</u>	<u>63-71</u>
1968-69		<u>at LSU (CBS)</u>	<u>80-81</u>	Tennessee	89-83	vs. Tennessee*	67-54
Tennessee	71-60	Mississippi State (WTBS)	68-53	<u>at LSU (#11)</u>	<u>71-82</u>	<u>vs. Kentucky* (#6)</u>	<u>50-92</u>
1969-70		Alabama	83-70	at Vanderbilt (ESPN)	87-74	1997-98	
Tennessee	77-64	<u>vs. Vanderbilt*</u>	<u>59-58</u>	<u>vs. LSU* (#11)</u>	<u>78-76</u>	<u>vs. Temple (#24) (FSS)</u>	<u>42-68</u>
1970-71		<u>vs. Tennessee*</u>	<u>60-58</u>	<u>vs. Alabama*</u>	<u>71-87</u>	Alabama	94-40
Florida	85-70	<u>vs. Kentucky* (#3)</u>	<u>49-51</u>	1990-91		<u>South Carolina (#14)</u>	<u>56-61</u>
<u>at Alabama</u>	<u>92-76</u>	<u>vs. Richmond+ (ESPN)</u>	<u>71-72</u>	<u>Alabama (ESPN)</u>	<u>56-68</u>	Ole Miss (#12) (FSS)	68-67
1971-72		1984-85		<u>at Ole Miss</u>	<u>62-60</u>	Mississippi State	68-66 (ot)
Alabama	78-79	<u>vs. UAB (ESPN)</u>	<u>61-59</u>	Vanderbilt	59-80	<u>at Florida (Sunshine)</u>	<u>64-81</u>
<u>at Tennessee</u>	<u>70-80</u>	<u>vs. VCU (Ind.)</u>	<u>59-78</u>	<u>Vanderbilt (#10) (ESPN)</u>	<u>81-89</u>	<u>at Arkansas (#18)</u>	<u>83-107</u>
1972-73		<u>at Kentucky (WTBS)</u>	<u>61-68</u>	Tennessee (ESPN)	74-65	<u>Kentucky (#7)</u>	<u>58-83</u>
<u>LSU</u>	<u>60-79</u>	Ole Miss (USA)	93-73	Georgia	77-86	<u>vs. Florida*</u>	<u>64-68</u>
1973-74		<u>Kentucky (NBC)</u>	<u>47-49 (ot)</u>	<u>vs. LSU* (#16)</u>	<u>92-77</u>	1998-99	
<u>LSU</u>	<u>76-87</u>	<u>Georgia (USA)</u>	<u>84-86</u>	<u>vs. Alabama* (#24)</u>	<u>59-77</u>	<u>at Hawaii (KFVE-TV)</u>	<u>84-57</u>
1974-75		<u>vs. Ole Miss*</u>	<u>68-60</u>	1991-92		<u>at Florida State (FSS)</u>	<u>80-68</u>
<u>at LSU</u>	<u>87-78</u>	<u>vs. LSU*</u>	<u>58-55</u>	<u>at UNLV (SportsChannel)</u>	<u>82-85</u>	Wofford (CSS)	79-51
Florida	76-75	<u>vs. Florida*</u>	<u>43-42</u>	<u>at Ole Miss</u>	<u>96-83</u>	<u>at Navy (FoxNet)</u>	<u>88-70</u>
<u>Alabama (#7)</u>	<u>76-70</u>	<u>vs. Alabama* (NBC)</u>	<u>53-49 (ot)</u>	<u>at Vanderbilt (ESPN)</u>	<u>83-89</u>	Bethune-Cookman (CSS)	99-46
1975-76		<u>vs. Purdue+ (ESPN)</u>	<u>59-58</u>	<u>Kentucky (#19)</u>	<u>67-85</u>	Tennessee (CSS)	90-62
<u>at LSU</u>	<u>102-86</u>	<u>vs. Kansas+ (#13) (CBS)</u>	<u>66-64</u>	<u>Arkansas (#9)</u>	<u>74-82</u>	Arkansas (#18)	83-66
<u>at Florida</u>	<u>92-86</u>	<u>vs. North Carolina+ (#7) (CBS)</u>	<u>56-62</u>	1992-93		Florida (CBS)	88-69
<u>Georgia</u>	<u>88-79</u>	1985-86		<u>Florida</u>	<u>73-76</u>	<u>at Kentucky (#7)</u>	<u>62-72</u>
1976-77		<u>vs. West Virginia (Ind.)</u>	<u>58-75</u>	<u>at South Carolina (ESPN)</u>	<u>83-81</u>	<u>at Alabama (CSS)</u>	<u>73-58</u>
<u>at LSU</u>	<u>73-77</u>	<u>at UAB (#16) (ESPN)</u>	<u>56-62</u>	Tennessee	88-75	Mississippi State (CSS)	64-54
<u>Tennessee</u>	<u>83-93</u>	at Mississippi State	72-56	<u>Vanderbilt (#15)</u>	<u>70-73</u>	<u>at Georgia</u>	<u>85-74</u>
1977-78		<u>at Alabama (USA)</u>	<u>56-60</u>	<u>at Kentucky (#2) (SportSouth)</u>	<u>78-80</u>	LSU (FSS)	80-54
<u>at Tennessee</u>	<u>76-80</u>	Florida (USA)	67-65	Arkansas (#13)	81-80	Ole Miss (ESPN)	95-66
Alabama	74-81	<u>at Tennessee</u>	<u>79-80</u>	<u>vs. Tennessee*</u>	<u>76-78</u>	Alabama (CSS)	102-61
Mississippi State	85-74	Alabama (#18) (ESPN)	71-69	1993-94		<u>at Arkansas</u>	<u>88-104</u>
1978-79		<u>at Georgia (ESPN)</u>	<u>87-86 (ot)</u>	<u>at LSU</u>	<u>72-83</u>	<u>vs. Alabama*</u>	<u>93-61</u>
Alabama (#18)	76-83	<u>vs. Mississippi State*</u>	<u>63-65</u>	<u>Mississippi State</u>	<u>86-91 (ot)</u>	<u>vs. Kentucky* (#14)</u>	<u>57-69</u>
Mississippi State	72-74	<u>vs. Arizona+ (CBS)</u>	<u>73-63</u>	<u>at Ole Miss</u>	<u>85-88 (2ot)</u>	<u>vs. Winthrop+ (CBS)</u>	<u>80-41</u>
vs. Vanderbilt*	59-53	<u>vs. St. John's+ (#4) (CBS)</u>	<u>81-65</u>	Alabama (ESPN)	69-74	vs. Oklahoma State+ (CBS)	81-74
<u>vs. Georgia*</u>	<u>95-91 (4ot)</u>	<u>vs. UNLV+ (#11) (CBS)</u>	<u>70-63</u>	<u>Kentucky (#7) (ABC)</u>	<u>74-91</u>	<u>vs. Ohio St.+ (#14) (CBS)</u>	<u>64-72</u>
<u>vs. Tennessee* (#20)</u>	<u>65-74</u>	<u>vs. Louisville+ (#7) (CBS)</u>	<u>76-84</u>	at Miss. State (SportSouth)	76-65	1999-00	
1979-80		1986-87		<u>vs. Vanderbilt*</u>	<u>81-56</u>	UAB (FSS)	65-59
<u>at Kentucky</u>	<u>65-67</u>	<u>at Mississippi State</u>	<u>66-52</u>	<u>vs. Alabama*</u>	<u>55-83</u>	<u>Arkansas-Pine Bluff(CSS)</u>	<u>100-44</u>
<u>at Ole Miss (NBC)</u>	<u>54-71</u>	<u>at Alabama (#13) (USA)</u>	<u>82-88</u>	1994-95		<u>vs. Stanford (#7) (KCal9)</u>	<u>58-67</u>
Vanderbilt	73-77	Ole Miss	85-61	<u>at UAB (WBMG-TV)</u>	<u>60-54</u>	Florida State (FSS)	55-54
<u>vs. Georgia*</u>	<u>79-71</u>	<u>at LSU</u>	<u>73-75</u>	<u>at Kentucky (#6)</u>	<u>64-98</u>	vs. Pennsylvania (ESPN)	77-70
<u>vs. Kentucky*</u>	<u>61-69</u>	<u>UNLV (#3) (ABC)</u>	<u>85-104</u>	Ole Miss (ESPN)	88-74	Coppin State (CSS)	63-35
1980-81		<u>at Kentucky</u>	<u>71-75</u>	LSU	73-76	<u>vs. Bradley (Comcast)</u>	<u>78-64</u>
<u>LSU (#5)</u>	<u>64-74</u>	Mississippi State (USA)	59-45	<u>Arkansas (#4) (ABC)</u>	<u>104-90</u>	Southern Miss (CSS)	56-50
<u>Florida (NBC)</u>	<u>50-55</u>	<u>Alabama (#12)</u>	<u>75-77</u>	Florida (#23) (SportsCh.)	77-71	Georgia	67-52
<u>vs. Florida*</u>	<u>48-50 (ot)</u>	LSU	100-62	<u>at Alabama (#20)</u>	<u>63-65</u>	Kentucky (#20) (ESPN)	66-63
1981-82		<u>vs. Kentucky*</u>	<u>79-72</u>	<u>at Miss. State (#21)(SS)</u>	<u>70-69</u>	<u>at Mississippi State</u>	<u>51-45</u>
Florida	80-60	<u>vs. Alabama* (#9)</u>	<u>68-87</u>	<u>vs. South Carolina*</u>	<u>81-66</u>	South Carolina (CSS)	65-61
Mississippi State (NBC)	62-49	<u>vs. San Diego+ (CBS)</u>	<u>62-61</u>	<u>vs. Kentucky (#3)*</u>	<u>81-93</u>	<u>at Ole Miss</u>	<u>77-79 (ot)</u>
Kentucky (#9)	83-81 (ot)	<u>vs. Indiana+ (#3) (CBS)</u>	<u>90-107</u>	1995-96		<u>at Tennessee (#11) (ESPN)</u>	<u>76-105</u>
<u>vs. Mississippi State*</u>	<u>38-36 (ot)</u>	1987-88		<u>vs. Louisville(#13)(WDRB-TV)</u>	<u>82-78</u>	Mississippi State	73-57
<u>vs. Kentucky* (#15)</u>	<u>66-89</u>	<u>vs. Villanova (USA)</u>	<u>65-64</u>	Arkansas	101-76	Alabama (CSS)	77-63
1982-83		Florida	72-67	LSU	95-87	Arkansas	73-55
<u>at UAB (Ind.)</u>	<u>63-61</u>	<u>at Kentucky (#1) (ESPN)</u>	<u>53-52</u>	<u>at Vanderbilt</u>	<u>62-76</u>	Ole Miss (FSS)	75-72
<u>at Florida</u>	<u>75-92</u>	Mississippi State	65-57	<u>at Florida (SportsSouth)</u>	<u>73-70</u>	<u>at Alabama (ESPN)</u>	<u>64-68</u>
<u>at Vanderbilt</u>	<u>62-64</u>	<u>LSU</u>	<u>69-78</u>	<u>at Arkansas</u>	<u>77-87</u>	<u>at Florida (#9) (CBS)</u>	<u>59-88</u>



Auburn on Television

Season/Opponent	AU-Opp	Season/Opponent	AU-Opp	Season/Opponent	AU-Opp	Season/Opponent	AU-Opp
LSU (#12)	53-55	Wofford (CSS)	78-85	at Kentucky (Raycom)	64-73	Mississippi State (#23) (FSN)	65-55
at Arkansas (CBS)	55-64	at Coll. of Charleston (FSN)	76-61	at Arkansas (Raycom)	73-51	at Florida (#11) (ESPN)	47-63
vs. Florida* (#10)	77-70	UNLV (ot) (FSN)	87-91	Tennessee (Raycom)	78-77	Arkansas (SECN)	71-77
vs. South Carolina*	77-72 (ot)	Belmont (CSS)	73-69	Mississippi State (FSN)	91-76	at Alabama (SECN)	49-55
vs. Arkansas* (CBS)	67-75	Florida (ot) (Sunshine)	78-84	at Mississippi State (FSN)	76-58	LSU (CBS)	67-52
vs. Creighton+ (CBS)	72-69	Ole Miss (FSN)	72-79	at Alabama (ESPN)	77-73	Ole Miss* (SECN)	54-68
<u>vs. Iowa State+ (#6) (CBS)</u>	<u>60-79</u>	at Arkansas	59-95	LSU (#11)(Raycom)	69-53	2012-13	
2000-01		Tennessee (FSN)	62-59	vs. Florida* (Raycom)	61-58	vs. Murray State (ESPN3)	59-79
Jacksonville State (CSS)	91-51	at Kentucky (#5)	73-81	vs. Tennessee* (Raycom/ESPN)	85-94	at Col. of Charleston (ESPN3)	55-51
Mercer (CSS)	88-92	LSU	64-77	<u>Baylor@ (ESPN)</u>	<u>72-74</u>	vs. Dayton (ESPN3)	63-73
South Alabama (CSS)	66-68	Arkansas	77-64	2009-10		at Boston College (ESPN3)	49-50
UL-Lafayette(CSS)	93-86	vs. Vanderbilt*	77-73	Virginia (CSS)	68-67	DePaul (ESPN)	76-80
Grambling (CSS)	104-60	<u>vs. LSU*</u>	<u>58-89</u>	at Florida State (FSN)	72-76	Winthrop (CSS)	67-74
vs. Detroit (Comcast)	75-72	2005-06		Sam Houston State (CSS)	89-107	vs. Illinois (--,12) (BTN)	79-81
vs. Oregon (ESPN2)	101-97 (ot)	Gardner-Webb (CSS)	70-43	South Carolina (SECN)	71-80	Florida State (FSN)	78-72
Georgia Southern (FSS)	93-79	SE Louisiana (CSS)	66-51	at Tennessee (ESPN2)	55-81	LSU (CSS)	68-63
Southern Miss (FSS)	73-69	Temple (CSS)	73-42	Kentucky (SECN)	67-72	at South Carolina (SECN)	74-71
LSU	85-69	Winthrop (FSN)	64-62	at LSU (SECN)	84-80	at Arkansas (SECN)	80-88 (2ot)
Florida (#14) (CSS)	63-65	at Vanderbilt (JP)	50-74	at Vanderbilt (SECN)	74-82	Kentucky (ESPN)	53-75
Arkansas	71-63	Alabama (JP)	52-56	Ole Miss (ESPN)	74-84	at Vanderbilt (ESPN3)	61-73
at Mississippi State (FSS)	74-85	at Florida (#2) (FSN)	57-69	Alabama (SECN)	58-57	Ole Miss (--,23) (FSN)	61-63
Alabama (#14) (CSS)	72-69 (ot)	Kentucky (ESPN)	62-71	at Arkansas (SECN)	79-82 (ot)	at Georgia (CSS)	49-57
at Kentucky (#15)	78-90	Georgia (JP)	66-65	Georgia (CSS)	82-63	at Missouri (--,17) (SECN)	77-91
vs. Tennessee* (#24)	66-73	at Mississippi State (FSN)	53-71	at Mississippi State (FSN)	75-85 (ot)	Alabama (SECN)	49-37
<u>at Purdue@ (ESPN)</u>	<u>61-79</u>	at Arkansas (FSN)	64-84	at Florida (ESPN)	70-78	at Kentucky (SECN)	62-72
2001-02		LSU (#25) (FSN)	61-65	Arkansas (FSN)	92-83	Arkansas (CSS)	75-83
vs. Virginia (#7) (Comcast)	72-77	at Ole Miss (FSN)	58-54	at Ole Miss (SECN)	75-85	Florida (--,7)(SECN)	52-83
vs. Marshall (Comcast)	78-60	<u>vs. Vanderbilt*</u>	<u>71-76</u>	LSU (FSN)	74-59	Texas A&M (ESPN3)	56-65
South Alabama (FSS)	73-58	2006-07		Mississippi State (SECN)	89-80	at Ole Miss (FSN)	55-88
Arkansas (FSS)	77-83	vs. Oklahoma State (CSTV)	65-66	at Alabama (SECN)	61-73	at Alabama (ESPN)	43-61
Alabama (#14) (FSS)	59-56	Pittsburgh (#2) (CSS)	66-74	<u>vs. Florida* (SECN)</u>	<u>69-78</u>	Vanderbilt (ESPN2)	55-62
Kentucky (#8) (ESPN)	62-69	South Alabama (CSS)	82-71	2010-11		Tennessee (CSS)	75-82
at Tennessee	59-82	Texas A&M (#13) (CSS)	58-87	Middle Tennessee State (CSS)	68-66	at Mississippi State (FSN)	71-74 (ot)
Mississippi State (JP)	64-72	at Southern Miss (CSS)	54-56	vs. Rutgers (ESPN2)	54-63	vs. Texas A&M* (SECN)	62-71
at Arkansas (JP)	60-62	Vanderbilt (FSN)	68-65	at South Florida (ESPN)	49-61	*SEC Tournament	
at Florida (#8) (JP)	61-89	at Kentucky (LFS)	57-84	Florida State (FSN)	65-60	+NCAA Tournament	
<u>vs. Florida* (#11)</u>	<u>63-81</u>	at LSU (#13) (LFS)	63-65	LSU (FSN)	55-62	@National Invitation Tournament	
2002-03		Tennessee (#22)	83-80	at Kentucky (#13) (ESPN)	54-78	(National Rankings in parenthesis)	
Georgia State (Comcast)	100-71	Alabama (#12) (ESPN)	81-57	at Mississippi State (FSN)	66-85	(Bold -- Games won by Auburn)	
S.C. State (Comcast)	85-65	Florida (#1) (FSN)	66-91	Florida (ESPN)	40-45		
Rutgers (FSS)	82-70	at Arkansas (LFS)	57-65	Alabama (CSS)	58-68		
Alabama (#9) (JP)	77-68	at Alabama (#25) (FSN)	86-77	at Arkansas (ESPN)	64-73		
at Kentucky (#8) (FSS)	51-67	at Ole Miss	79-83	at South Carolina (SECN)	79-64		
at Georgia (#19) (JP)	79-85	<u>vs. Georgia*</u>	<u>65-80</u>	Tennessee (ESPN2)	56-69		
at Alabama (PPV)	68-84	2007-08		at Georgia (SECN)	72-81 (ot)		
at Ole Miss (FSS)	80-75	vs. George Washington (SS)	74-70	Mississippi State (FSN)	65-62		
Florida (#4) (JP)	70-73	vs. West Virginia (ESPN2)	59-88	at Ole Miss (SECN)	59-90		
at Mississippi State (#21)	45-67	vs. Southern (CSS)	71-63	Vanderbilt (#18) (SECN)	60-77		
vs. Tennessee* (JP)	66-53	Alabama A&M (CSS)	67-56	at Alabama (SECN)	49-51		
vs. Kentucky* (#2) (JP)	58-78	Towson (CSS)	79-59	Arkansas (SECN)	55-57		
vs. St. Joseph's+ (CBS)	65-63	Texas A&M-C.C. (CSS)	76-58	Ole Miss (SECN)	76-73		
vs. Wake Forest+ (#8) (CBS)	68-62	Xavier (FSN)	57-80	at LSU (FSN)	60-51		
<u>vs. Syracuse+ (#12) (CBS)</u>	<u>78-79</u>	Arkansas (ESPN2)	70-76	<u>Georgia* (SECN)</u>	<u>51-69</u>		
2003-04		at Florida (Raycom)	56-72	2011-12			
Western Kentucky (FSS)	86-64	Ole Miss (#15) (FSN)	80-77	at Seton Hall (ESPN)	59-81		
Colorado State (FSS)	84-54	at Alabama (Raycom)	77-97	South Florida (CSS)	52-40		
Air Force (Comcast)	68-49	at Vanderbilt (#18) (FSN)	71-78	at Hawaii (ESPN)	65-62		
at UNLV (ESPN)	69-82	Kentucky (Raycom)	63-66	vs. Long Beach State (ESPN2)	43-64		
at Vanderbilt	53-59	Mississippi State (FSN)	64-83	vs. UTEP (ESPN2)	76-83		
South Carolina	51-53 (ot)	at Ole Miss (FSN)	90-78	Georgia Southern (CSS)	78-75		
at Alabama (FSS)	46-69	Alabama (CBS)	88-76	at Vanderbilt (SECN)	35-65		
at Florida (#17) (CBS)	52-68	South Carolina (FSN)	63-69	Kentucky (#2) (SECN)	53-68		
at Arkansas	52-74	at Arkansas (ESPN Classic)	64-77	Ole Miss (SECN)	69-68 (2ot)		
at Ole Miss (FSS)	68-72	<u>vs. Vanderbilt* (#17) (Raycom)</u>	<u>82-93</u>	at LSU (ESPN)	58-65 (ot)		
Kentucky (#9)	59-68	2008-09		South Carolina (SECN)	63-52		
Alabama (ESPN)	71-72	at Xavier (CBSCS)	74-81	at Arkansas (CSS)	53-56		
at Tennessee (FSS)	69-75	at Virginia (FSN)	58-56	at Tennessee (ESPN2)	49-64		
at LSU (Comcast)	78-66	Alabama A&M (CSS)	82-40	Georgia (SECN)	59-51		
<u>vs. Georgia*</u>	<u>59-73</u>	Southeastern La. (CSS)	77-65	at Miss. St. (#19) (SECN)	88-91		
2004-05		Tulane (CSS)	78-53	Alabama (ESPN)	50-68		
vs. Virginia (#24) (FSN)	87-89	Florida (Raycom)	65-68	at Ole Miss (FSN)	54-61		

Television Summary	
Total TV Appearances:	460 (214-246,465)
Conference Syndication:	222 (88-134,396)
ABC:	3 (1-2, .333)
Big Ten Network:	1 (0-1, .000)
CBS:	26 (13-13, .500)
CBSCS/CSTV:	2 (0-2, .000)
College Sports Southeast:	18 (18-0, 1.000)
Comcast (CSS):	36 (24-12, .667)
NBC:	6 (2-4, .333)
ESPN:	44 (18-26, .409)
ESPN2:	10 (1-9, .100)
ESPN3:	6 (1-5, .167)
ESPNU:	12 (1-11, .083)
ESPN Classic:	1 (0-1, .000)
FSN South:	65 (37-28, .569)
Independent:	12 (7-5, .583)
SportsChannel:	2 (1-1, .500)
SportsSouth:	1 (1-0, 1.000)
Sunshine Network:	2 (0-2, .000)
USA:	8 (5-3, .625)
WTBS:	4 (3-1, .750)
Home Games on TV:	204 (121-83, .593)
Away Games on TV:	158 (42-116, .266)
Neutral Games on TV:	98 (44-54, .449)



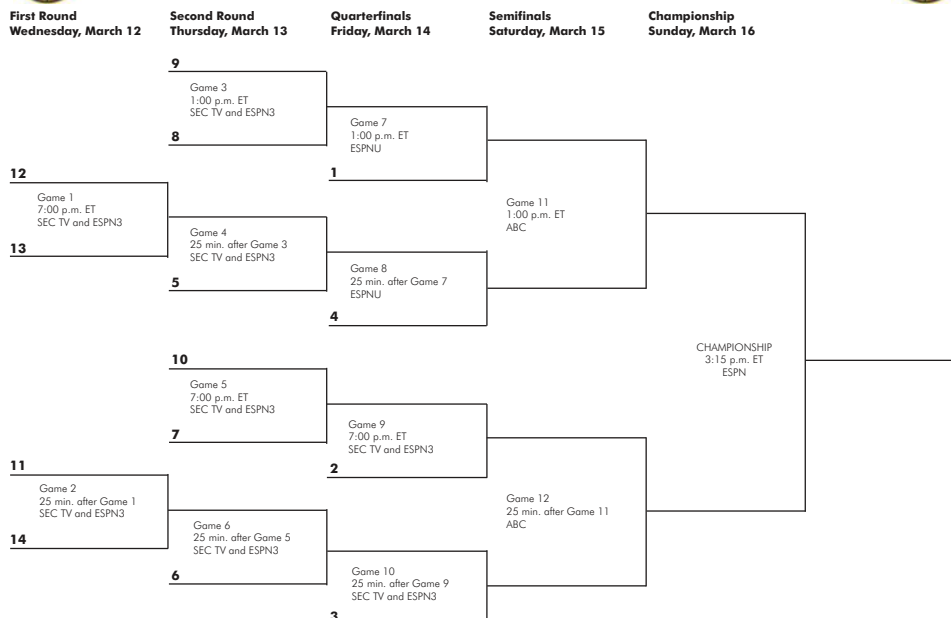
SEC Regular Season & Tournament Champions

Year	Regular Season Champion (SEC Record, Overall)	Tournament Champion	Year	Regular Season Champion (SEC Record, Overall)	Tournament Champion
1933	Kentucky (8-0, 20-3)	Kentucky	1974	Vanderbilt (15-3, 23-3), Alabama (15-3, 22-4)	
1934	Alabama (13-2, 16-2)	Alabama	1975	Kentucky (15-3, 26-5), Alabama (15-3, 22-5)	
1935	LSU (12-0, 14-1), Kentucky (11-0, 19-2)		1976	Alabama (15-3, 23-5)	
1936	Tennessee (8-4, 15-6)	Tennessee	1977	Tennessee (16-2, 22-6), Kentucky (16-2, 26-4)	
1937	Kentucky (5-3, 17-5)	Kentucky	1978	Kentucky (16-2, 30-2)	
1938	Georgia Tech (9-2, 18-2)	Georgia Tech	1979	LSU (14-4, 23-6)	Tennessee
1939	Kentucky (5-2, 16-4)	Kentucky	1980	Kentucky (15-3, 29-6)	LSU
1940	Kentucky (4-4, 15-6)	Kentucky	1981	LSU (17-1, 31-5)	Ole Miss
1941	Tennessee (8-3, 17-5)	Tennessee	1982	Kentucky (13-5, 22-8)	Alabama
1942	Kentucky (6-2, 19-6)	Kentucky	1983	Kentucky (13-5, 23-8)	Georgia
1943	Tennessee (6-3, 14-4)	Tennessee	1984	Kentucky (14-4, 29-5)	Kentucky
1944	Kentucky (0-0, 19-2)	Kentucky	1985	LSU (13-5, 19-10)	Auburn
1945	Kentucky (4-1, 22-4)	Kentucky	1986	Kentucky (17-1, 32-4)	Kentucky
1946	Kentucky (6-0, 28-2)	Kentucky	1987	Alabama (16-2, 28-5)	Alabama
1947	Kentucky (11-0, 34-3)	Kentucky	1988	Kentucky (13-5, 27-6)	Vacated
1948	Kentucky (9-0, 36-3)	Kentucky	1989	Florida (13-5, 21-13)	Alabama
1949	Kentucky (13-0, 32-2)	Kentucky	1990	Georgia (13-5, 20-9)	Alabama
1950	Kentucky (11-2, 25-5)	Kentucky	1991	LSU (13-5, 20-10), Miss. State (13-5, 20-9)	Alabama
1951	Kentucky (14-0, 32-2)	Vanderbilt	1992	Arkansas (13-3, 26-8)	Kentucky
1952	Kentucky (14-0, 29-3)	Kentucky	1993	Vanderbilt (14-2, 28-6)	Kentucky
1953	LSU (13-0, 25-2)		1994	Arkansas (14-2, 31-3)	Kentucky
1954	Kentucky (14-0, 25-0), LSU (14-0, 21-5)		1995	Kentucky (14-2, 28-5)	Kentucky
1955	Kentucky (12-2, 23-3)		1996	Kentucky (16-0, 34-2)	Mississippi State
1956	Alabama (14-0, 21-3)		1997	South Carolina (15-1, 24-8)	Kentucky
1957	Kentucky (12-2, 23-5)		1998	Kentucky (14-2, 35-4)	Kentucky
1958	Kentucky (12-2, 23-6)		1999	Auburn (14-2, 29-4)	Kentucky
1959	Mississippi State (13-1, 24-1)		2000	Florida (12-4, 29-8), Kentucky (12-4, 23-10), LSU (12-4, 28-6), Tennessee (12-4, 26-7)	Arkansas
1960	Auburn (12-2, 19-3)		2001	Kentucky (24-10, 12-4), Florida (24-7, 12-4)	Kentucky
1961	Mississippi State (11-3, 19-6)		2002	Alabama (12-4, 27-8)	Mississippi State
1962	Mississippi State (13-1, 24-1), Kentucky (13-1, 23-3)		2003	Kentucky (16-0, 32-4)	Kentucky
1963	Mississippi State (12-2, 22-6)			Regular Season	Tournament
1964	Kentucky (11-3, 21-6)			Year	Champion
1965	Vanderbilt (15-1, 24-4)		2004	Mississippi State (14-2, 26-4)	Kentucky
1966	Kentucky (15-1, 32-2)		2005	Kentucky (14-2, 28-6)	Florida
1967	Tennessee (15-3, 21-7)		2006	LSU (14-2, 27-9)	Florida
1968	Kentucky (15-3, 22-5)		2007	Florida (13-3, 35-5)	Florida
1969	Kentucky (16-2, 23-5)		2008	Tennessee (14-2, 31-5)	Georgia
1970	Kentucky (17-1, 26-2)		2009	LSU (13-3, 27-8)	Mississippi State
1971	Kentucky (16-2, 22-4)		2010	Kentucky (14-2, 35-3)	Kentucky
1972	Kentucky (14-4, 21-7), Tennessee (14-4, 19-6)		2011	Florida (13-3, 29-8)	Kentucky
1973	Kentucky (14-4, 20-8)		2012	Kentucky (16-0, 38-2)	Vanderbilt
			2013	Florida (14-4, 29-8)	Ole Miss



2014 SEC MEN'S BASKETBALL TOURNAMENT

March 12-16 • Georgia Dome • Atlanta, Ga.





All-Time SEC Standings

All-Time SEC Standings
(Conference Games Only, 1933-2013)

Team	Yrs.	Won	Lost	Pct.	Championships
Kentucky	80	913	257	.780	45
Missouri	1	11	7	.611	0
Alabama	80	742	557	.571	7
Tennessee	80	684	524	.566	9
Vanderbilt	81	648	586	.525	3
Arkansas	22	181	173	.511	2
LSU	81	631	621	.504	10
Florida	80	572	613	.483	6
Auburn	80	564	680	.453	2
Mississippi State	80	555	711	.438	6
Georgia	81	498	732	.405	1
Texas A&M	1	7	11	.389	0
South Carolina	22	133	221	.376	1
Ole Miss	80	467	778	.375	0
Former Members					
Georgia Tech	32	201	207	.493	1
Tulane	34	195	252	.436	0
Sewanee	8	3	76	.038	0

Note: Sewanee withdrew from the conference after the 1940 season, Georgia Tech after 1964 and Tulane after 1966. During World War II, six schools suspended formal basketball for the 1943-44 season—Alabama, Auburn, Florida, Ole Miss, Miss. State and Tennessee. Kentucky did not compete during the 1953 season due to NCAA suspension.

Composite SEC Tournament Standings
(52 Years)

Team	Years	Titles	Won	Lost	Pct.
Kentucky	52	27	119	24	.832
Alabama	54	6	61	47	.565
Tennessee	53	4	61	49	.555
Texas A&M	1	0	1	1	.500
Arkansas	22	1	20	21	.488
LSU	54	1	45	53	.459
Florida	48	3	38	45	.458
Georgia	53	2	40	51	.440
Vanderbilt	52	2	37	50	.425
South Carolina	22	0	16	22	.421
Ole Miss	51	2	29	49	.372
Mississippi State	53	3	28	50	.359
Auburn	51	1	27	50	.351
Missouri	1	0	0	1	.000
Former Members					
Georgia Tech		1	14	18	.438
Tulane		0	12	16	.429
Sewanee		0	0	2	.000

All-Time Overall Records

Team	Yrs.	Won	Lost	Tied	Pct.
Kentucky#	108	2072	658	1	.759
Arkansas	89	1558	880	0	.639
Alabama#	99	1546	937	1	.623
Tennessee	103	1510	958	2	.612
Missouri	108	1553	1056	0	.595
Vanderbilt	109	1486	1053	0	.585
LSU	104	1425	1089	0	.567
Florida#	93	1268	1029	0	.552
Mississippi State	100	1299	1092	0	.543
Auburn	106	1238	1102	1	.529
South Carolina	104	1291	1146	1	.530
Texas A&M	101	1306	1192	0	.523
Georgia#	107	1298	1203	0	.519
Ole Miss	102	1178	1214	0	.492

On-the-court records: UK 1971-622-1; ALA 1472-883-1; UG 1232-1143; UF 1162-992 before NCAA participation was vacated.



All-Americans

1931-32

Jack Stewart—College Humor Magazine (second team)

1958-59

Rex Frederick—Helms Athletic Foundation (second team)

1959-60

Henry Hart—Helms Athletic Foundation (second team)

1965-66

Lee DeFore—Helms Athletic Foundation (36-man roster)

1969-70

John Mengelt—Helms Athletic Foundation (36-man roster)

1970-71

John Mengelt—Helms Athletic Foundation (36-man roster)

1977-78

Mike Mitchell—Converse Yearbook (second team)

1983-84

Charles Barkley— Basketball Times (second team)
NABC (third team)

1984-85

Chuck Person— The Sporting News (second team)
McGregor (third team)

1985-86

Chuck Person— Basketball Weekly (second team)
NABC (third team)

1993-94

Wesley Person— Associated Press (honorable mention)
United States Basketball Writers Association
(honorable mention)

1998-99

Chris Porter— John Wooden Award (first-team)
Basketball Times (first-team)
College Hoops Insider (first-team)
Associated Press (second-team)
United States Basketball Writers Association
(second-team)

Doc Robinson— College Hoops Insider (first-team)
Associated Press (honorable mention)

Key to Abbreviation:

NABC—National Association of Basketball Coaches

Retired Jerseys

11 • WESLEY PERSON

Wesley Person (#11) and his brother Chuck Person (#45) both had their jerseys retired Feb. 18, 2006. Wesley Person (1991-94) was a 1994 Associated Press All-American, three-time All-SEC selection and is third on Auburn's all-time scoring chart with 2,066 points and all-time leader in 3-pointers made (262) and 3-point percentage (.441).

15 • JOHN MENGELT

John Mengelt (1969-71) became the first Tiger to have his Auburn jersey retired (#15), January 6, 2001. He played only three varsity years, finishing his career as Auburn's all-time leading scorer with 1,920 points. An All-American and All-SEC selection, Mengelt's 60 points vs. Alabama is still an AU record.

32 • REX FREDERICK

Rex Frederick (1957-59) had his #32 Auburn jersey retired Mar. 4, 2006. The Birmingham, Ala., native was a Helms Athletic Foundation selection in 1959 and was a three-time All-SEC selection. He is Auburn's all-time leading rebounder with 14.3 rebounds per game while his 904 career rebounds ranks fifth on the Tigers' all-time rebounding chart. Frederick left as Auburn's all-time leading rebounder and scorer with 937 points.

30 • MIKE MITCHELL

Mike Mitchell (1975-78) had his #30 Auburn jersey retired January 20, 2013. Mitchell was a second-team All-America in 1977-78 and a four-time All-SEC selection, including a first-team pick three years. He is the all-time leading rebounder in Auburn history with 996 and he left as the all-time leading scorer with 2,132 points.

34 • CHARLES BARKLEY

Charles Barkley (1982-84) had his #34 Auburn jersey retired March 3, 2001. Barkley, one of the NBA's 50 All-Time Greatest, was a two-time Olympic Gold Medalist, SEC Player of the Decade for the 1980s, All-American, SEC Player of the Year in 1984 and an All-SEC selection.

45 • CHUCK PERSON

Chuck Person (1983-86) was a two-time All-American in 1985 and 1986 and a three-time first-team All-SEC selection. "The Rifleman" is Auburn's all-time scoring leader with 2,311 points (without the 3-point shot). The Brantley, Ala., native led the Tigers to their greatest run in history reaching the 1986 NCAA Tournament Elite Eight with wins over No. 1 seeded St. John's and fourth-seeded UNLV before falling to eventual National Champion Louisville.



All-SEC

Year	Player	AP	+UPI	*Coaches	Year	Player	AP	+UPI	*Coaches
1950	Don Lanford, G	2			1995	Moochie Norris, G	3		3
	Bill Lynn, F	3			1996	Wes Flanigan, G	3		3
1951	Don Lanford, G	3				Lance Weems, G			3
1954	Bob Miller, F	3			1997	Pat Burke, C	Hon. Mention		
1955	Bill Kirkpatrick, G	2	1		1998	Bryant Smith, F	Hon. Mention		
1956	Jim O'Donnell, G	3			1999	Chris Porter, F	1		1
1957	Rex Frederick, C	3				Doc Robinson, G	1		1
1958	Rex Frederick, F	1		1		Bryant Smith, F	2		2
	Jimmy Lee, G	3				Mamadou N'diaye, C	3		
1959	Rex Frederick, F	1		1	2000	Doc Robinson, G	1		2
	Jimmy Lee, F	2				Chris Peorter, F	2		2
	Henry Hart, G	2			2001	Jamison Brewer, G	3		
1960	Henry Hard, F	1		1		Marquis Daniels, F	3		3
	David Vaughn, C	3				Adam Harrington, G			3
1961	Jim Fibbe, F	2		1	2003	Marquis Daniels, F	2		2
1926	Layton Johns, C	2		1	2004	Marco Killingsworth, F	3		2
	Billy Tinker, F	3			2005	Toney Douglas, G	3		3
1963	Layton Johns, F	1		1	2009	Korvotney Barber, F	2		2
	John Blackwell, G	3							
1964	Lee DeFore, C	3							
1965	Joe Newton, G	1	2	1					
	Freddie Guy, F	3							
	Lee DeFore, F		3						
1966	Lee DeFore, C	3							
1967	Alex Howell, G		3						
	Bobby Buisson, G			1					
1968	Wally Tinker, F		3						
1969	John Mengelt, G	2	2	1					
	Wally Tinker, F	3		1					
1970	John Mengelt, G	1	1	1					
	Bill Alexander, F	3							
1971	John Mengelt, G	1	1	1					
1972	Henry Harris, G	3							
1973	Gary England, G	3							
1974	Eddie Johnson, G	2	2	1					
1975	Eddie Johnson, G	2	2	1					
	Mike Mitchell, F	3	3						
1976	Eddie Johnson, G	1	1	1					
	Mike Mitchell, F	2	2	1					
1977	Mike Mitchell, F	2	2	1					
	Eddie Johnson, G	3	3						
1978	Mike Mitchell, F	1	1	1					
	Stan Pietkiewicz, F	2	2						
1979	Bobby Cattage, C		3						
1982	Charles Barkley, C	2	2						
	Odell Mosteller, G		2						
1983	Charles Barkley, C	2	2	1					
	Darrell Lockhart, F	3							
1984	Charles Barkley, C	1	1	1					
	Chuck Person, F	1	1	1					
1985	Chuck Person, F	1	1	1					
1986	Chuck Person, F	1	1	1					
1987	Jeff Moore, C	2	1	1					
	Chris Morris, F	2	3						
	Frank Ford, G	3							
1988	Chris Morris, F	1	1	1					
	Jeff Moore, C		3						
1989	Keenan Carpenter, G	2	3						
1990	Ronnie Battle, G	3		1					
	Derrick Dennison, F		3						
1991	Ronnie Battle, G	2	3						
1992	Wesley Person, F	3							
1993	Wesley Person, F/G	2		1					
	Ronnie Battle, G			1					
	Aaron Swinson, C	3		2					
1994	Wesley Person, G/F	1		1					
	Aaron Swinson, F/C	2		1					

* 10-player squad until a 5-member squad in 1993-94
+ Discontinued after 1990-91 season



Honors & Awards

SEC Players of the Year

Southeastern Conference Player of the Year awards have been presented since 1965 by both the Associated Press and United Press International (until 1991) and then by the SEC Coaches. Two Auburn players have received that honor:

1984.....C Charles Barkley (AP and UPI)
1999..... F Chris Porter (AP and SEC Coaches)

National Coach of the Year

Head coach Cliff Ellis is the only Auburn Basketball coach to be named National Coach of the Year. Ellis won six different National Coach of the Year awards following the 1998-99 season when the Tigers went 29-4, won the SEC Championship and finished the season ranked fourth in the nation by the Associated Press.

Following is a listing of the National Coach of the Year awards Ellis garnered:

1999..... Cliff Ellis (Associated Press)
(John & Nellie Wooden Award)
(United States Basketball Writers Association)
(Sports Illustrated)
(The Sporting News)
(Basketball News)

SEC Coach of the Year

Southeastern Conference Coach of the Year awards have been presented since 1960 by the Associated Press, since 1999 by the SEC Coaches, from 1964-98 by the Knoxville News-Sentinel, from 1965-91 by United Press International and from 1974-90 by the Birmingham Tip-Off Club (Rupp Cup).

Since those awards have been presented, five Auburn coaches have been the recipients:

1960..... Joel Eaves (AP)
1975..... Bob Davis (UPI)
1984..... Sonny Smith (AP, UPI, Knoxville News-Sentinel/
Birmingham Tip-Off Club)
1988..... Sonny Smith (Knoxville News-Sentinel/
Birmingham Tip-Off Club)
1990..... Tommy Joe Eagles (Knoxville News-Sentinel/
Birmingham Tip-Off Club)
1995..... Cliff Ellis (Anniston Star)
1999..... Cliff Ellis (Associated Press/
SEC Coaches/The Birmingham News)

All-Time SEC Team

In 1974, the Orlando Sentinel published an All-Time SEC Team as selected by a special panel of sportswriters.

One Auburn player was named to that all-time squad:
G John Mengelt (third-team)

Team of the Decade

In 1989, the Birmingham Post-Herald and Jackson Clarion-Ledger published a Southeastern Conference Team of the Decade. The Birmingham Post-Herald lineup was selected by a special panel of sportswriters, sportscasters and officials while the Jackson Clarion-Ledger polled the current league coaches.

Two Auburn players were named to the SEC team of the 1980s (firstteam selections) by both newspapers:

F Chuck Person, C Charles Barkley

Charles Barkley was also honored as the SEC Player of the Decade by the Birmingham Post-Herald.

All-Tournament Teams

From 1933 through 1952, players named to the all-tournament team at the Southeastern Conference Tournament served as the All-SEC squad (a first and second team). The Associated Press began selecting a regular-season All-SEC squad in 1949. In 1956, the league coaches began selecting a 10-man All-SEC roster and United Press International started its all-conference picks in 1965. When the conference tournament resumed in 1979, members of the working press once again began selecting an all-tournament squad in addition to a tourney MVP.

Seven Auburn players have received all-tournament honors and two of them have been named MVP:

1942G Shag Hawkins (first-team)
1984C Charles Barkley (MVP)
F Chuck Person
1985F Chuck Person (MVP)
2000G Doc Robinson
C Mamadou N'diaye
F Mack McGadney
2009F Korvotney Barber

Naismith Memorial Basketball Hall of Fame

Auburn All-American Charles Barkley became the first player from the state of Alabama to be inducted into the Naismith Memorial Basketball Hall of Fame during Enshrinement ceremonies Sept. 8, 2006, in Springfield, Mass.

Joining Barkley in the Class of 2006 were Dominique Wilkins, Joe Dumars, Geno Auriemma, David Gavitt and Sandro Gambo.

One Auburn player has been named to the Basketball Hall of Fame:
2006.....Charles Barkley

Alabama Sports Hall of Fame

Each fall, the Alabama Sports Hall of Fame, consisting of voters across the state of Alabama, chooses inductees. Eight Auburn basketball Tigers have been inducted into the Hall of Fame, most recently former coach Sonny Smith in 2007. Former Athletic Director Jeff Beard and legendary Coach Joel Eaves were the first Tigers inducted in 1974 and 1978, respectively. Located in the Birmingham-Jefferson County Civic Center complex, the Hall houses many of the state's past and present heroes.

Here is a list of Auburn's Alabama Sports Hall of Fame members:

1974.....Athletic Director Jeff Beard
1978.....Coach Joel Eaves
1995.....John Mengelt
2001.....Charles Barkley
2003.....Rex Frederick
2005.....Chuck Person
2005.....Jim Fyffe, announcer
2007.....Sonny Smith

USBWA "Most Courageous Award"

Wes Flanigan was presented the United States Basketball Writers' "Most Courageous Award" at the 1997 NCAA Final Four in Indianapolis. Flanigan, an All-SEC point guard as a junior at Auburn in 1995-96 season, was diagnosed with bone cancer and underwent successful four-hour surgery in May 1996 before his senior season. He returned to the court five months later and ended up leading the 1996-97 Tigers in scoring (11.0) and assists (4.5). Flanigan's story was featured on CBS, ESPN, CNN, FOX SportsSouth, Intersport Television, Atlanta Journal-Constitution, Memphis Commercial Appeal, Louisville Courier-Journal, Arkansas-Democrat Gazette, The State (Columbia, S.C.), every major newspaper in the state of Alabama among others. In fact, Tommy Hicks, a columnist for The Mobile Press-Register, won the Alabama Sports Writers Association's "Herby Kirby Award" in 1997



Honors & Awards

for the top sports article among Alabama newspapers.

ESPN Silver Anniversary All-SEC Team

Auburn All-American Chuck Person was named to ESPN's "Silver Anniversary All-SEC team," featuring the top five players from the Southeastern Conference over 25 seasons from 1979-80 to 2003-04. It was done as part of ESPN's 25th-anniversary celebration. The team was compiled through a vote of a seven-member panel of media and conference representatives. The five man team consists of F Chuck Person (Auburn), F Jamal Mashburn (Kentucky), C Shaquille O'Neal (LSU), G Chris Jackson (LSU) and G Allan Houston (Tennessee).

Hall of Honor

Nine former Tiger players and a friend of the University have been inducted into the Auburn Hall of Honor:

- | | |
|-----------------------------------|----------------------------|
| C Bill Alexander, 1968-70 | C Frank DuBose, 1927-29 |
| G Joel Eaves, 1935-37 | F/C Jimmy Fibbe, 1964-66 |
| (head coach 1949-63) | C/F Rex Frederick, 1957-59 |
| G Henry Hart, 1957-59 | G Shag Hawkins, 1940-42 |
| G John Mengelt, 1969-71 | C Jack Stewart, 1930-32 |
| Roy B. Sewell, lifetime supporter | |

Academic All-SEC Teams

Academic All-SEC awards have been presented since 1962. The following qualifications were established in 1978: (1) maintain a "B" average for college career; (2) be in residence a full academic year; (3) be either a starter or top substitute. In 1984, the SEC Academic Honor Roll was established with the following guidelines: (1) have at least a 3.0 grade-point average (on 4.0 scale) for either the past year or for academic career; (2) be at least a sophomore in class standing (freshman redshirts are eligible and transfers must have attended current institution for at least one year); (3) have 24 semester or 36 quarter hours toward a degree; (4) receive a letter for that season.

Twenty-two Auburn players have earned Academic All-SEC honors 28 times:

- | | |
|------|---------------------------------|
| 1962 | F Bill Ross (first-team) |
| 1965 | F Freddie Guy (first-team) |
| 1966 | C Randall Walker (second-team) |
| 1969 | F Tom Perry (first-team) |
| 1970 | G John Mengelt (first-team) |
| | F Bill Alexander (second-team) |
| 1971 | G John Mengelt (first-team) |
| 1974 | F Gary Redding (second-team) |
| 1975 | F Gary Redding (first-team) |
| 1976 | F Gary Redding (first-team) |
| 1983 | F Mark Cahill |
| 1984 | F Mark Cahill |
| 1995 | F Franklin Williams |
| 1999 | G Daymeon Fishback |
| | G Scott Pohlman |
| 2000 | F Abe Smith |
| 2002 | F Mack McGadney |
| 2003 | G Derrick Bird |
| 2004 | G Lewis Monroe |
| | G Danny Wicke |
| 2005 | G Brett Howell |
| 2006 | G Brett Howell |
| 2007 | G Drew Smith |
| 2008 | G Drew Smith, G Ryan Brooks |
| 2009 | G Drew Smith |
| 2010 | G Josh Wallace, G Dylan Spencer |

2012.....G Josh Wallace, G Dylan Spencer, F Bernard Morena

All-Freshman Teams

Since 1984, the Knoxville News-Sentinel has published the Southeastern Conference All-Freshman Team as selected by league coaches, except for the 2004-05 season when the SEC athletic directors voted it down.

Fourteen Auburn players have received all-freshman honors:

- | | |
|------|--|
| 1985 | F Chris Morris, C Jeff Moore |
| 1990 | G Ronnie Battle, G Reggie Gallon |
| 1991 | F Wesley Person |
| 1994 | G Wes Flanigan |
| 1995 | F Franklin Williams |
| 1997 | G Daymeon Fishback |
| | C Mamadou N'diaye |
| 1998 | G Scott Pohlman |
| 2002 | F Brandon Robinson |
| 2006 | G Rasheem Barrett, G Quantez Robertson |
| 2007 | G DeWayne Reed |

Player of the Week

Southeastern Conference Player of the Week awards have been presented since 1985 as selected by the league media relations staff. The league office began the SEC Freshman of the Week honor in 2005-06.

Since the inception of the weekly award, 18 Auburn players have received the honor 31 times:

- | | |
|----------|--------------------|
| 2/11/85 | F Chuck Person |
| 2/3/85 | F Chuck Person |
| 2/24/85 | F Chuck Person |
| 12/87 | C Jeff Moore |
| 1/11/88 | F Chris Morris |
| 2/29/88 | F Chris Morris |
| 2/13/89 | G Keenan Carpenter |
| 1/13/91 | G Ronnie Battle |
| 2/3/92 | G Ronnie Battle |
| 1/18/93 | G Ronnie Battle |
| 3/1/93 | F/G Wesley Person |
| 12/93 | G/F Wesley Person |
| 2/20/94 | F/C Aaron Swinson |
| 1/11/98 | F Bryant Smith |
| 2/2/98 | G Doc Robinson |
| 11/23/98 | F Chris Porter |
| 1/11/99 | F Chris Porter |
| 2/15/99 | G Doc Robinson |
| 11/15/99 | C Mamadou N'diaye |
| 1/10/00 | G Doc Robinson |
| 1/31/00 | F Chris Porter |
| 12/11/00 | G Jamison Brewer |
| 12/10/01 | F Marquis Daniels |
| 1/19/03 | F Marquis Daniels |
| 11/21/04 | G Ian Young |
| 2/6/05 | G Frank Tolbert |
| 11/13/06 | F Korvotney Barber |
| 3/5/07 | F Korvotney Barber |
| 11/26/07 | G Rasheem Barrett |
| 3/9/09 | F Korvotney Barber |
| 3/7/11 | F Kenny Gabriel |

Rookie of the Week

Southeastern Conference Rookie of the Week awards were presented from 1988-1992 and were reinstated in the 2005-06 season as selected by the league media relations staff.



Honors & Awards

Six Auburn players received the honor nine times:

1/21/90.....	G Reggie Gallon
2/11/90.....	G Ronnie Battle
12/91.....	F Wesley Person
2/3/91.....	F Wesley Person
12/91.....	F Aaron Swinson
1/20/92.....	F Aaron Swinson
1/27/92.....	F Aaron Swinson
1/1/06.....	G Rasheem Barrett
2/16/09.....	G Frankie Sullivan

Banquet Awards

In 1990, the late Tommy Joe Eagles initiated a year-end Auburn Basketball Awards Banquet. Eight individual awards are presented, including outstanding rebounder, outstanding defensive player, outstanding offensive player, playmaker award, sixth-man award, academic achievement award and most valuable player. The Paul Lambert and Tommy Joe Eagles Memorial Trophy for leadership is given in memory of Auburn's 15th head basketball coach, Paul Lambert, who died in a hotel fire June 6, 1978, in Columbus, Ga., and Tommy Joe Eagles, who died unexpectedly of a heart attack July 30, 1994, two months after becoming the head coach at New Orleans. Recipients are selected by the coaching staff.

Here's a complete list of awards presented at previous banquets:

Most Valuable Player

1990....	F Derrick Dennison
1991....	G Ronnie Battle
1992....	F Wesley Person
1993....	F/G Wesley Person
1994....	G/F Wesley Person
1995....	G Moochie Norris
1996....	G Wes Flanigan
1997....	C Pat Burke
1998....	G Doc Robinson
1999....	G Doc Robinson, G Scott Pohlman, C Mamadou N'diaye, F Chris Porter, F Bryant Smith
2000....	G Doc Robinson
2001....	F Marquis Daniels
2002....	F Marquis Daniels
2003....	F Marquis Daniels
2004....	F Marco Killingsworth
2005....	G Nathan Watson
2006....	G Ronny LeMelle
2007....	G Quantez Robertson
2008....	G Quantez Robertson, F Quan Prowell
2009....	F Korvotney Barber
2010....	G Tay Waller
2011....	F Kenny Gabriel
2012....	F Kenny Gabriel

Outstanding Rebounder

1990....	C Zane Arnold
1991....	C Robert McKie
1992....	F Aaron Swinson
1993....	F/C Aaron Swinson
1994....	F/C Aubrey Wiley
1995....	F Chris Davis
1996....	C Pat Burke
1997....	C Pat Burke
1998....	C Mamadou N'diaye
1999....	F Chris Porter
2000....	C Mamadou N'diaye

2001....	G Jamison Brewer
2002....	F Kyle Davis
2003....	C Kyle Davis
2004....	F Brandon Robinson
2005....	F Quinnet Brown
2006....	F Korvotney Barber
2007....	F Korvotney Barber, F Josh Dollard
2008....	F Quan Prowell
2009....	F Korvotney Barber
2010....	F Lucas Hargrove
2011....	G Earnest Ross
2012....	F Kenny Gabriel

Outstanding Defensive Player

1990....	F Chris Brandt
1991....	C Zane Arnold
1992....	C Chris Brandt
1993....	F Mark Hutton
1994....	G Shawn Stuart
1995....	G Wes Flanigan
1996....	G Wes Flanigan
1997....	G Wes Flanigan
1998....	F Bryant Smith
1999....	F Bryant Smith
2000....	C Mamadou N'diaye
2001....	C Kyle Davis
2002....	G Derrick Bird
2003....	G Derrick Bird
2004....	F Quinnet Brown
2005....	G Nathan Watson
2006....	G Rasheem Barrett
2007....	G Quantez Robertson
2008....	G Quantez Robertson
2009....	G Quantez Robertson
2010....	G Frankie Sullivan
2011....	G Josh Wallace
2012....	F Kenny Gabriel

Outstanding Offensive Player

1990....	G Ronnie Battle
1991....	F Wesley Person
1992....	G Ronnie Battle
1993....	G Ronnie Battle
1994....	F/C Aaron Swinson
1995....	G Lance Weems
1996....	G Lance Weems
1997....	F Franklin Williams
1998....	G Scott Pohlman
1999....	F Chris Porter, G Doc Robinson
2000....	F Chris Porter
2001....	G Adam Harrington
2002....	G Adam Harrington
2003....	F Marco Killingsworth
2004....	G Ian Young
2005....	G Toney Douglas
2006....	G Ronny LeMelle
2007....	FG%: Korvotney Barber (.607) FT%: Quan Prowell (.762)
2008....	F Quan Prowell
2009....	F Korvotney Barber, G Rasheem Barrett, G Tay Waller, G DeWayne Reed



Honors & Awards

2010.... G Tay Waller
 2011.... none
 2012.... none

Playmaker Award

1990.... G Reggie Gallon
 1991.... G Reggie Gallon
 1992.... G Reggie Gallon, G Champ Wrencher
 1993.... G Reggie Gallon
 1994.... G Wes Flanigan
 1995.... G Moochie Norris
 1996.... G Wes Flanigan
 1997.... G Doc Robinson
 1998 ... F Kendell Mack, G Clifton Robinson, G John Gomillion,
 G Dudley Smith
 1999.... G Scott Pohlman
 2000.... F Mack McGadney
 2001.... G Reggie Sharp
 2002.... F Marco Killingsworth, G Lewis Monroe
 2003.... G Lewis Monroe
 2004.... G Ronny LeMelle
 2005.... G Ian Young
 2006.... G Quantez Robertson
 2007.... G Quantez Robertson
 2008.... G Quantez Robertson
 2009.... G DeWayne Reed
 2010.... G DeWayne Reed
 2011.... G Josh Wallace
 2012.... G Josh Wallace

Sixth-Man Award

1990.... F John Caylor, G Champ Wrencher
 1991 ... G Larry Patrick
 1992 ... F Jeff Switzer
 1993 ... F Aubrey Wiley
 1994 ... G Lance Weems
 1995 ... C Pat Burke
 1996 ... F Alvin Jefferson
 1997 ... F Alvin Jefferson
 1998 ... G Daymeon Fishback
 1999 ... F Adrian Chilliest
 2000 ... G Reggie Sharp
 2001 ... G Lincoln Glass, F Abdou Diame
 2002.... G Dwayne Mitchell
 2003 ... F Brandon Robinson, G Nathan Watson
 2004.... C Dwayne Curtis
 2005.... G Frank Tolbert
 2006.... G Frank Tolbert
 2009.... F Lucas Hargrove, G Frankie Sullivan
 2010....C Brendon Knox
 2011....G Tony Neysmith
 2012....Auburn Student Body

Academic Achievement Award

1990.... F John Caylor
 1991.... F John Caylor
 1992.... F Jeff Switzer
 1993.... G Reggie Gallon
 1994.... F Franklin Williams
 1995.... F Franklin Williams
 1996.... F Franklin Williams

1997.... G Daymeon Fishback
 1998.... F Franklin Williams
 1999.... G Daymeon Fishback
 2000.... F Abe Smith
 2001.... G Charlton Barker
 2002.... F Mack McGadney
 2003.... F Marquis Daniels
 2004.... G Lewis Monroe
 2005.... G Brett Howell
 2006.... G Brett Howell
 2007.... G Drew Smith
 2008.... G Drew Smith
 2009.... G Drew Smith
 2010.... G Josh Wallace
 2011.... G Josh Wallace, G Dylan Spencer, G T.J. Rice
 2012.... G Josh Wallace

Sonny Smith Sportsmanship Award

2012.... F Allen Payne

Paul Lambert/Tommy Joe Eagles Memorial Trophy

1990.... G Reggie Gallon
 1991.... F Chris Brandt
 1992.... C Chris Brandt
 1993.... F Rod Joyce
 1994.... G Leonard Smith
 1995.... G/F Ray Donald
 1996.... G Wes Flanigan
 1997.... G Wes Flanigan
 1998.... F Franklin Williams
 1999.... F Bryant Smith
 2000.... G Daymeon Fishback
 2001.... G Scott Pohlman
 2002.... G Charlton Barker
 2003.... F Marquis Daniels
 2004.... G Lewis Monroe
 2005.... G Nathan Watson
 2006.... G Ronny LeMelle
 2007.... G Frank Tolbert
 2008.... G Frank Tolbert
 2009.... G Quantez Robertson
 2010.... G Frankie Sullivan
 2011.... F Kenny Gabriel
 2012.... G Frankie Sullivan