



2015-16 AUBURN
MEN'S BASKETBALL
FACT BOOK



2015-16 AUBURN BASKETBALL TABLE OF CONTENTS

2015-16 AUBURN BASKETBALL QUICK FACTS

2015-16 SEASON

2015-16 Rosters4
 2015-16 TV/Radio Chart5
 2015-16 Schedule.....6
 2015-16 Player Profiles..... 7-27
 Head Coach Bruce Pearl28-33
 Coaching Staff.....34-38
 Support Staff39

2014-15 SEASON IN REVIEW

2014-15 Season In Review 40-45
 2014-15 Game Recaps 46-57
 2014-15 SEC In Review 58-60

HISTORY & RECORDS

Individual Records 61-62
 Team Records..... 62-63
 Single Game Scoring & Rebounding Records.....64
 Beard-Eaves-Memorial Coliseum Records.....65
 Auburn Arena Records.....66
 Career Leaders 67-68
 Single-Season Leaders 69-71
 Winning Streaks72
 Year-By-Year Leaders73-76
 1,000-Point Scores77-81
 Year-By-Year Team Stats 82-84
 Single-Game Superlatives.....85
 Big Wins/Big Losses.....85
 Beard-Eaves-Memorial Coliseum Attendance.....86
 Auburn Arena Attendance.....87
 Year-By-Year Scores 88-101
 100-Point Games.....102
 Overtime Games103
 Auburn In The Top 25 104-105
 Auburn vs. the Top 25 106-107
 Auburn vs. Top 25 by Date 108-109
 Series Records vs. All Opponents.....110
 Series Scores111-124
 Record vs. All Conferences..... 125-126
 Year-By-Year Records 127-128
 Coaching Records128
 Tournament Participation..... 129-131
 SEC Tournament 132-133
 Southern Conference Tournament133
 NCAA Tournament 134-144
 National Invitational Tournament 145-148
 All-Time Lineups 149-152
 All-Time Letterwinners..... 152-155
 All-Time Numerical Roster 156-157
 Auburn on TV 158-160
 SEC Champions160
 SEC All-Time Records.....161
 All-Americans/Retired Jerseys162
 All-SEC163
 Auburn in the NBA / NBA Draft 164-165
 Auburn in the NBA - Career Stats 166-169
 Auburn Honors & Awards..... 170-174

GENERAL INFORMATION

School Auburn University
 Location Auburn, Ala.
 Founded..... Oct. 1, 1856
 Enrollment..... 25,912
 Nickname Tigers
 Colors Burnt Orange and Navy Blue
 Home Court (Capacity)..... Auburn Arena (9,121)
 Affiliation NCAA Division I
 Conference Southeastern
 President..... Dr. Jay Gogue (Auburn '69)
 Athletics Director..... Jay Jacobs (Auburn '85)
 Athletics Website www.auburntigers.com

TEAM INFORMATION

2014-15 Overall Record..... 15-20 (.429)
 SEC Record..... 4-14 (.286)
 Regular Season Finish..... 13th
 2015 SEC Tournament 3-1 (semifinals)
 Postseason N/A
 Home Record 9-8 (.529)
 Away Record 2-10 (.167)
 Neutral Record 4-2 (.667)
 Letterwinners Returning/Lost 8/7
 Starters Returning/Lost 3/3
 Newcomers 10

BASKETBALL HISTORY

First Year of Basketball..... 1905-06
 All-Time Record (Years)..... 1267-1138-1 (110th)
 All-Time SEC Record (Years) 574-706 (83rd)
 SEC Championships (Last)..... 2 (1999)
 SEC Tournament Championships 1 (1985)
 SEC Tournament Record 30-52
 NCAA Tournament Appearances (Last) 8 (2003)
 NCAA Tournament Record..... 12-8
 NIT Appearances (Last) 6 (2009)
 NIT Record 4-6
 All-Americans 13
 National Coach of the Year winners 1
 All-SEC Selections 87

RADIO STATION / AUBURN IMG SPORTS NETWORK

Radio Station..... WGGZ-FM (94.3)
 Play-by-Play..... Rod Bramblett
 Bramblett Email Rod.Bramblett@img.com
 Bramblett Office Phone..... 334-826-2929
 Network Address..... Auburn Network
 PO Box 950
 Auburn, AL 36831

MEDIA RELATIONS

Associate AD/Communications Kirk Sampson
 Associate Director/Men's Basketball Contact Chuck Gallina
 E-Mail chuckg@auburn.edu
 Office Phone..... 334-844-9784
 Cell Phone..... 334-750-1386
 Media Relations Assistant..... Evan Roberts
 E-Mail ejr0003@auburn.edu
 Cell Phone 260-615-8662
 Media Relations Assistant..... Scott Scroggins
 E-Mail scrogse@auburn.edu
 Cell Phone..... 334-327-8115
 Administrative Assistant Kathy Harker
 E-Mail harkeka@auburn.edu
 Photographer Wade Rackley
 Cell Phone..... 334-750-6907
 E-Mail wwr0004@auburn.edu
 Videographer John Mitchell
 Cell Phone 334-707-7703
 E-Mail john.mitchell@auburn.edu
 Media Relations Phone 334-844-9800
 Media Relations Fax 334-844-9807
 Mailing Address P.O. Box 351, Auburn, AL 36831
 Overnight Address Athletics Complex
 392 S. Donahue Dr., Auburn, AL 36849

CREDITS

The 2015-16 Auburn Basketball Fact Book is produced by the Auburn Athletics Department, Jay Jacobs, Director. Director of Media Relations, Chuck Gallina, editor. Editorial assistance by Scott Scroggins, Matt Penland, Cat Perez and Peyton Hamby. Page design, layout and typesetting on Adobe InDesign by Chuck Gallina, Scott Scroggins, Matt Penland, Cat Perez and Peyton Hamby.



NUMERICAL ROSTER

No.	Name	Pos.	Ht.	Wt.	Cl.	Exp.	Hometown	Previous School
0	Horace Spencer	F	6-9	220	Fr.	HS	Philadelphia, PA	Findlay Prep, NV
1	Kareem Canty	G	6-1	185	Jr.	TR	Harlem, NY	Marshall University
2	Bryce Brown	G	6-3	195	Fr.	HS	Stone Mountain, GA	Tucker
3	Danjel Purifoy	F	6-7	230	Fr.	HS	Centreville, AL	Hargrave Military Acad., VA
4	T.J. Dunans	G	6-5	174	Jr.	JC	Atlanta, GA	Columbia State CC, TN
5	Cinmeon Bowers	F	6-7	250	Sr.	1L	Racine, WI	Chipola College, FL
12	Tyler Harris	F	6-10	228	Gr.	TR	Dix Hills, NY	Providence
13	Tahj Shamsid-Deen	G	5-9	175	Jr.	2L	Decatur, GA	Columbia
20	Jonathan Walker	G	6-3	197	Sr.	HS	Madison, AL	Sparkman
21	Patrick Keim	G	6-0	186	So.	1L	Birmingham, AL	Mountain Brook
22	Zach Allison	G	6-2	166	Fr.	HS	Pelham, AL	Pelham
23	TJ Lang	G	6-7	200	So.	1L	Mobile, AL	McGill-Toolen
25	Jordon Granger	F	6-8	220	Sr.	3L	St. Louis, MO	McCluer North
31	Devin Waddell	G-F	6-5	225	Jr.	2L	Greensboro, NC	Hargrave Military Acad., VA
41	Cole Blackstock	F	6-9	253	Fr.	HS	Killen, AL	Brooks
42	Cole Stockton	G	6-4	195	Sr.	1L	Auburn, AL	Shelton State CC, AL
44	New Williams	G	6-2	170	Fr.	HS	Inglewood, CA	Santa Monica

ALPHABETICAL ROSTER

No.	Name	Pos.	Ht.	Wt.	Cl.	Exp.	Hometown	High School/JC
22	Zach Allison	G	6-2	166	Fr.	HS	Pelham, AL	Pelham
41	Cole Blackstock	F	6-9	253	Fr.	HS	Killen, AL	Brooks
5	Cinmeon Bowers	F	6-7	250	Sr.	1L	Racine, WI	Chipola College, FL
2	Bryce Brown	G	6-3	195	Fr.	HS	Stone Mountain, GA	Tucker
1	Kareem Canty	G	6-1	185	Jr.	TR	Harlem, NY	Marshall University
4	T.J. Dunans	G	6-5	174	Jr.	JC	Atlanta, GA	Columbia State CC, TN
25	Jordon Granger	F	6-8	220	Sr.	3L	St. Louis, MO	McCluer North
12	Tyler Harris	F	6-10	228	Gr.	TR	Dix Hills, NY	Providence
21	Patrick Keim	G	6-0	186	So.	1L	Birmingham, AL	Mountain Brook
23	TJ Lang	G	6-7	200	So.	1L	Mobile, AL	McGill-Toolen
3	Danjel Purifoy	F	6-7	230	Fr.	HS	Centreville, AL	Hargrave Military Acad., VA
13	Tahj Shamsid-Deen	G	5-9	175	Jr.	2L	Decatur, GA	Columbia
0	Horace Spencer	F	6-9	220	Fr.	HS	Philadelphia, PA	Findlay Prep, NV
42	Cole Stockton	G	6-4	195	Sr.	1L	Auburn, AL	Shelton State CC, AL
31	Devin Waddell	G-F	6-5	225	Jr.	2L	Greensboro, NC	Hargrave Military Acad., VA
20	Jonathan Walker	G	6-3	197	Sr.	HS	Madison, AL	Sparkman
44	New Williams	G	6-2	170	Fr.	HS	Inglewood, CA	Santa Monica

Head Coach: Bruce Pearl (Boston College '82)

Assoc. Head Coach: Chuck Person (Auburn)

Assistant Coach: Harris Adler (Philadelphia College of Pharmacy & Science '98)

Assistant Coach: Todd Golden (St. Mary's '07)

Dir. of Basketball Operations: Steven Pearl (Tennessee '10)

Special Asst. to the Head Coach: Chad Prewett (Troy State '94)

Strength & Conditioning Coach: Damon Davis (Western Illinois '03)

Video Coordinator: Jordan VerHulst (Grand Valley State '08)

Athletic Trainer: Clark Pearson (Kentucky '95)

PRONUNCIATION CHART

<i>Cinmeon Bowers</i>	<i>Sim - e - an</i>
<i>T.J. Dunans</i>	<i>Done - ins</i>
<i>Jordon Granger</i>	<i>Jore - DON Grain - jer</i>
<i>Patrick Keim</i>	<i>KIME</i>
<i>Danjel Purifoy</i>	<i>DAN - jell PURE - a - foy</i>
<i>Tahj Shamsid-Deen</i>	<i>Sham - sid - Deen</i>
<i>Horace Spencer</i>	<i>Hor - us</i>
<i>Devin Waddell</i>	<i>Dev - in Wah - dell</i>



0 Horace Spencer
Fr. • Forward
6-9 • 220
Philadelphia, PA
(Findlay Prep, NV)



1 Kareem Canty
Jr. • Guard
6-1 • 185
Harlem, NY
(Marshall Univ.)



2 Bryce Brown
Fr. • Guard
6-3 • 195
Stone Mountain, GA
(Tucker)




3 Danjel Purifoy
Fr. • Forward
6-7 • 230
Centreville, AL
(Hargrave Military Acad.)



4 T.J. Dunans
Jr. • Guard
6-5 • 174
Atlanta, GA
(Columbia State CC, TN)



5 Cinneon Bowers
Sr. • Forward
6-7 • 250
Racine, WI
(Chipola College, FL)



12 Tyler Harris
Gr. • Forward
6-10 • 228
Dix Hills, NY
(Providence)



13 Tahj Shamsid-Deen
Jr. • Guard
5-9 • 175
Decatur, GA
(Columbia)



20 Jonathan Walker
Sr. • Guard
6-3 • 197
Madison, AL
(Sparkman)



21 Patrick Keim
So. • Guard
6-0 • 186
Birmingham, AL
(Mountain Brook)




22 Zach Allison
Fr. • Guard
6-2 • 166
Pelham, AL
(Pelham)




23 T.J. Lang
So. • Guard
6-7 • 200
Mobile, AL
(McGill-Toolen)




25 Jordon Granger
Sr. • Forward
6-8 • 220
St. Louis, MO
(McCluer North)



31 Devin Waddell
Jr. • Guard/Forward
6-5 • 225
Greensboro, NC
(Hargrave Military Academy, VA)



41 Cole Blackstock
Fr. • Forward
6-9 • 253
Killen, AL
(Brooks)



42 Cole Stockton
Sr. • Guard
6-4 • 195
Auburn, AL
(Shelton State CC, AL)



44 New Williams
Fr. • Guard
6-2 • 170
Inglewood, CA
(Santa Monica)



Bruce Pearl
Head Coach




Chuck Person
Associate Head Coach



Harris Adler
Assistant Coach



Todd Golden
Assistant Coach




Steven Pearl
Dir. of Basketball Ops



Chad Prewett
Special Assistant to
the Head Coach



Damon Davis
Strength &
Conditioning Coach



Jordan VerHulst
Video Coordinator



Clark Pearson
Athletic Trainer





2015-16 Auburn Schedule

DATE	OPPONENT	SITE	TIME*
OCTOBER			
30 (Friday)	BREVARD COLLEGE (exh.)	AUBURN ARENA	7 pm
NOVEMBER			
5 (Thursday)	INDIANAPOLIS (exh.) (SECN+)	AUBURN ARENA	6 pm
13 (Friday)	UAB	AUBURN ARENA	8:30 pm
17 (Tuesday)	(1) COLORADO (ESPN)	AUBURN ARENA	2 pm
20 (Friday)	GEORGIA SOUTHERN	AUBURN ARENA	TBA
27 (Friday)	NORTHWESTERN STATE (SECN)	AUBURN ARENA	7:30 pm
DECEMBER			
2 (Wednesday)	at Coastal Carolina (BigSouthSports.com)	Conway, SC (HTC Center)	6 pm
12 (Saturday)	(2) at Middle Tennessee State	Nashville, TN (Bridgestone Arena)	Noon
15 (Tuesday)	MERCER (SECN)	AUBURN ARENA	8 pm
19 (Saturday)	at Xavier (FOX Sports 1)	Cincinnati, OH (Cintas Center)	11 am
22 (Tuesday)	(3) New Mexico (ESPNU)	Honolulu, HI (Stan Sheriff Center)	1:30 pm
23 (Wednesday)	(3) BYU/Harvard (ESPNU)	Honolulu, HI (Stan Sheriff Center)	1:30/3:30pm
25 (Friday)	(3) Oklahoma/No. Iowa/Hawaii/Wash.St.(ESPN2)	Honolulu, HI (Stan Sheriff Center)	TBA
JANUARY			
2 (Saturday)	TENNESSEE (CBS)	AUBURN ARENA	1 pm
5 (Tuesday)	SOUTH CAROLINA (SECN)	AUBURN ARENA	6 pm
9 (Saturday)	at Missouri (ESPN2)	Columbia, MO (Mizzou Arena)	8 pm
12 (Tuesday)	at Vanderbilt (ESPNU)	Nashville, TN (Memorial Gymnasium)	8 pm
16 (Saturday)	KENTUCKY (ESPN/2)	AUBURN ARENA	3 pm
19 (Tuesday)	ALABAMA (SECN)	AUBURN ARENA	8 pm
23 (Saturday)	at Florida (SECN)	Gainesville, FL (O'Connell Center)	7 pm
27 (Wednesday)	at Ole Miss (SECN)	Oxford, MS (Pavilion at Ole Miss)	6 pm
30 (Saturday)	(4) OKLAHOMA STATE (ESPN2)	AUBURN ARENA	7 pm
FEBRUARY			
2 (Tuesday)	LSU (ESPN/U/SECN)	AUBURN ARENA	6 pm
6 (Saturday)	at Georgia (SECN)	Athens, GA (Stegeman Coliseum)	4:30 pm
9 (Tuesday)	at Tennessee (SECN)	Knoxville, TN (Thompson-Boling Arena)	6 pm
13 (Saturday)	VANDERBILT (ESPN/2)	AUBURN ARENA	5 pm
17 (Wednesday)	at Arkansas (SECN)	Fayetteville, AR (Bud Walton Arena)	6 pm
20 (Saturday)	OLE MISS (SECN)	AUBURN ARENA	4 pm
24 (Wednesday)	GEORGIA (SECN)	AUBURN ARENA	6 pm
27 (Saturday)	at Alabama (SECN)	Tuscaloosa, AL (Coleman Coliseum)	4 pm
MARCH			
1 (Tuesday)	TEXAS A&M (ESPNU)	AUBURN ARENA	8 pm
5 (Saturday)	at Mississippi State (SECN)	Starkville, MS (Humphrey Coliseum)	1:30 pm
9-13 (Wednesday-Sunday)	SEC Tournament (SECN/ESPN)	Nashville, TN (Bridgestone Arena)	TBA
(1) ESPN College Hoops Tip-Off Marathon (Auburn, AL)			
(2) Nashville, TN (Bridgestone Arena)			
(3) Diamond Head Classic (Honolulu, HI)			
(4) Big 12/SEC Challenge (Auburn, AL)			
* All Times are Central Standard			
NCAA First Four			
March 15 & 16	Dayton, OH (UD Arena)		
NCAA 2nd/3rd Rounds			
March 17 & 19	Providence, RI (Dunkin Donuts Center) Des Moines, IA (Wells Fargo Arena) Raleigh, NC (PNC Arena) Denver, CO (Pepsi Center)	March 18 & 20	Brooklyn, NY (Barclays Center) St. Louis, MO (Scottrade Center) Oklahoma City, OK (Chesapeake Energy Arena) Spokane, WA (Spokane Veterans Memorial Arena)
NCAA Regionals			
March 24 & 26	Anaheim, CA (Honda Center) Louisville, KY (KFC YUM! Center)	March 25 & 27	Chicago, IL (United Center) Philadelphia, PA (Wells Fargo Center)
NCAA Final Four			
April 2 & 4	Houston, TX (NRG Stadium)		



Zach Allison

22

6-2 • 166
Freshman
Guard

Pelham, Ala.
(Pelham)

... majoring in pre-business.

2015-16 (Freshman): Walked-on to the team prior to the season ... a scout team member ... has the ability to shoot the 3-pointer and can drive to the basket ... very good distributor of the ball.

HIGH SCHOOL AND PERSONAL DATA: Earned Alabama Sports Writers Association Class 6A honorable mention all-state honors as a senior averaging 16.8 points and 5.2 assists per game as a senior at Pelham (Ala.) High School under coach Joel Floyd ... helped lead the Panthers to a school record 24-5 record ... became the first Pelham player in history to score 1,000 points reaching the milestone with 17 points vs. Vestavia Hills in 2015 ... named the 2014 Birmingham News Shelby Boys Basketball Player of the Year as a junior while averaging 16 points, five assists and four rebounds per game ... helped lead Pelham to a then-school record 23-8 mark and the sub-regionals as a junior in 2014 ... full name is Zachary Caleb Allison ... son of Jeff Allison and Allison Allison





Cole Blackstock

41

6-9 • 253
Freshman
Forward

Killen, Ala.
(Brooks)

2015-16 (Freshman): Walked-on to the team prior to the season ... a scout team member.

HIGH SCHOOL AND PERSONAL DATA: Four-year letterman in basketball ... averaged 17 points, and 8 rebounds per game as a senior at Brooks High School under coach Brian Wright ... played four games as a junior before season-ending injury ... averaged 8 points and 4.5 rebounds per game as a sophomore ... full name is Cole Edward Blackstock ... son of Eric Blackstock and Kristi Blackstock ... majoring in electrical engineering.





Cinmeon Bowers

5

6-7 • 250

Senior

Forward

Racine, Wis.
(Chipola College)

2015-16 (Senior): SEC's leading returner in both double-doubles (14) and rebounding (9.6 rpg) ... lost 30 pounds in the summer prior to his senior season.

2014-15 (Junior): Nearly averaged a double-double with 12.1 ppg and 9.6 rpg in 30.1 minutes per game ... ranked second in the SEC and 24th nationally in rebounding ... started all 34 games he played ... shot 41.6 percent from the field ... second in the SEC in offensive rebounds (3.6) and third in defensive rebounds (6.0) which were 12th and 50th nationally, respectively ... ranked 16th in the SEC in scoring ... 326 total rebounds were 19th nationally ... four-straight double-doubles to open Auburn career and had 14 on the season (3rd in the SEC, 23rd nationally), six of which came in SEC play ... the 14 double-doubles were the most by an Auburn player in a season since Jeff Moore's 14 in 1986-87 ... his 326 rebounds were the most by an Auburn player since Korvotney Barber finished averaged 7.3 ppg and 8.0 rpg in the SEC Tournament helping Auburn to three wins in three days for the first time in 30 years ... averaged 11.8 ppg and 8.6 rpg in

SEC play ... SEC Player of the Week on Nov. 17 after totaling 18 points and 17 rebounds vs. Milwaukee in the season opener ... career-high 20 points vs. Missouri, North Alabama and Louisiana ... had career-high 17 rebounds three times vs. Mississippi State, Milwaukee and Winthrop ... CollegeSportsMadness.com SEC Player of the Week after wins over Winthrop and Xavier in December ... named one of the top JUCO transfers to watch by CBSSports.com prior to the season ... at the team's season-ending awards banquet, presented the Impact Player of the Year Award.

CHIPOLA COLLEGE

2013-14 (Sophomore): Named top-ranked JUCO player by 247sports, Played in 22 games (15 starts) ... averaged 12.4 points and 8.9 rebounds per game ... shot 47.2 percent from the field ... helped Chipola to a 26-6 record and a spot in the quarterfinals of the NJCAA National Championships.

2012-13 (Freshman): Played in 26 games, including 12 starts ... averaged 11.0 points and 6.9 rebounds per game ... shot 45.7 percent from the field ... Chipola went 26-5.

HIGH SCHOOL AND PERSONAL DATA: Played at Rufus King High School ... North Shore Conference honors ... led Rufus to the state championship playoffs as a senior ... son of Edna J. Young ... has a daughter, Dani Cimmine ... has 22 brothers and sisters ... majoring in public administration ... signed national letter of intent on June 13, 2014.

Bowers Career Highs

Points

20, 3 times, last vs. Missouri (1-10-15)

Rebounds

17, 3 times, last v. Miss. State (3-11-15)

Field Goals

8, 4 times, last at LSU (2-5-15)

Field Goal Attempts

17 at LSU (2-5-15)

3-Point Field Goals

1, 5 times, last vs. Alabama (2-17-15)

3-Point Attempts

4, vs. Ole Miss (2-7-15)

Free Throws

11 vs. Missouri (1-10-15)

Free Throws Attempted

18 vs. Missouri (1-10-15)

Assists

7 vs. Ole Miss (2-7-15)

Steals

3.6 times, last at Missouri (3-3-15)

Blocked Shots

3 twice, last vs. North Alabama (1-3-15)

Minutes Played

37 at Tennessee (1-31-15)

2014-15 Bowers Game-by-Game

Opponent	Min	FG-A	Pct.	3FG-A	Pct.	FT-A	Pct.	O-D-T	PF	TO	BK	ST	PTS
Milwaukee +	32	6-12	.500	0-1	.000	6-11	.545	6-11-17	1	1	0	0	18
at Colorado +	30	5-13	.385	0-1	.000	1-4	.250	6-7-13	4	1	2	0	11
Louisiana +	32	7-13	.538	1-1	1.000	5-10	.500	5-7-12	2	1	2	0	20
(1) Tulsa +	32	7-15	.467	0-1	.000	3-4	.750	6-9-15	1	1	4	0	17
(1) Oregon State +	29	3-6	.500	0-0	.000	4-6	.667	0-8-8	4	0	4	1	10
at Texas Tech +	21	2-6	.333	0-0	.000	0-2	.000	3-5-8	2	1	2	1	4
Coastal Carolina +	28	0-5	.000	0-1	.000	1-4	.250	1-4-5	2	0	2	0	1
at Clemson +	32	7-15	.467	0-2	.000	3-5	.600	2-12-14	4	1	0	0	3
Winthrop +	27	8-13	.615	0-0	.000	3-9	.333	4-13-17	1	3	4	0	19
Xavier +	24	8-14	.571	0-0	.000	1-4	.250	1-5-6	5	0	4	1	0
Texas Southern +	32	4-12	.333	0-0	.000	5-11	.455	5-10-15	1	1	4	3	13
MTSU +	24	5-12	.417	0-1	.000	1-3	.333	3-3-6	3	1	3	0	0
North Alabama +	29	8-14	.571	0-1	.000	4-7	.571	4-7-11	1	0	1	3	0
at Vanderbilt +	31	3-11	.273	0-1	.000	1-4	.250	5-4-9	2	1	3	0	2
Missouri +	29	4-13	.308	1-1	1.000	11-18	.611	9-5-14	3	1	1	0	3
at Florida +	32	4-11	.364	0-2	.000	3-7	.429	3-8-11	3	4	3	1	0
South Carolina +	33	3-11	.273	0-3	.000	4-8	.500	6-4-10	3	1	3	1	1
Mississippi State +	35	7-14	.500	0-1	.000	2-4	.500	5-12-17	3	1	3	1	1
at Alabama +	34	6-14	.429	0-0	.000	2-4	.500	3-5-8	2	1	1	1	1
Texas A&M +	36	3-7	.429	1-1	1.000	7-10	.700	4-4-8	2	0	2	1	2
at Tennessee +	37	5-11	.455	0-0	.000	3-6	.500	7-1-8	3	0	3	1	1
at LSU +	31	8-17	.471	0-0	.000	0-2	.000	6-4-10	4	2	2	1	3
Ole Miss +	36	2-7	.286	1-4	.250	6-8	.750	5-8-13	3	7	2	1	0
Arkansas +	32	4-10	.400	0-1	.000	2-4	.500	5-3-8	2	4	3	1	0
at Georgia +	23	3-8	.375	0-1	.000	0-4	.000	2-6-8	3	0	2	1	0
Alabama +	34	5-14	.357	1-1	1.000	3-31	.000	1-6-7	3	2	4	0	3
at Kentucky +	25	2-10	.200	0-0	.000	2-9	.222	1-4-5	3	3	1	0	0
LSU +	34	7-14	.500	0-1	.000	2-5	.400	3-3-6	2	2	3	1	1
at Texas A&M +	22	3-8	.375	0-0	.000	3-4	.750	2-2-4	4	3	3	0	1
at Missouri +	33	3-10	.300	0-1	.000	2-4	.500	1-3-4	2	1	3	0	3
Georgia +	35	5-8	.625	0-0	.000	1-4	.250	2-3-5	3	1	3	0	2
(2) Miss. State +	24	0-6	.000	0-1	.000	5-10	.500	4-2-6	1	0	4	0	0
(2) Texas A&M +	32	4-6	.667	0-0	.000	2-6	.333	1-7-8	3	0	0	0	1
(2) LSU +	23	3-10	.300	0-0	.000	1-3	.333	2-8-10	4	0	3	0	1
(2) Kentucky							DNP						
TOTALS	1023	154-370	.416	5-28	.179	99-207	.478	326	45	85	20	20	36
+ Games Started (34 of 34)													
(1) MGM Grand Main Event (Las Vegas, NV); (2) SEC Tournament (Nashville, TN)													



BOWERS' STATISTICS

Year	GP-GS	Min-Avg	FG-FGA	Pct	3FG-A	Pct	FT-FTA	Pct	Off-Def-Tot--Avg	PF-FO	Ast	TO	Blk	Stl	Pts	Avg
2014-15	34-34	1023-30.1	154-370	.416	5-28	.179	99-207	.478	123-203-326--9.6	89-1	45	85	20	36	412	12.1




Bryce Brown


2

6-3 • 195
Freshman
Guard
Stone Mountain, Ga.
(Tucker)

2015-16 (Freshman): An outstanding shooter with deep range ... very athletic ... great body and size for a combination guard ... has a 42-inch vertical jump.

HIGH SCHOOL AND PERSONAL DATA: Averaged 25 points, 6 rebounds and 4 assists as a senior at Tucker High School under coach James Hartry ... averaged 18 points and five assists as a junior ... teammates with Auburn junior Tahj Shamsid-Deen at Columbia High School in Decatur, Ga., as a sophomore in 2012-13 ... went to Columbia High School as a sophomore and junior and went to back-to-back state championships ... impressed the Auburn coaching staff when he attended Coach Bruce Pearl's Elite Camp in 2014 ... full name is Bryce Wade Brown ... son of Cedric and Donna Brown ... father, Cedric, and brother, Blake, played football at Clark Atlanta ... majoring in journalism ... signed national letter of intent on Nov. 14, 2014.





Kareem Canty

1

6-1 • 185
Junior Guard
Harlem, N.Y.
(Marshall Univ.)

2015-16 (Junior): Redshirt junior after sitting out last season following his transfer from Marshall University ... has a chance to have a great impact this season ... talent level is clearly in the top two or three point guards in the SEC ... scoring point guard ... very quick ... athletic ... can create for himself and others.

2014-15 (Sophomore): Redshirted after transferring from Marshall ... one of the top scout team members in the nation.

MARSHALL UNIVERSITY

2013-14 (Freshman): Named C-USA Third Team and to the C-USA All-Freshman Team ... College Sports Daily named him C-USA Rookie of the Year, along with placing him on the All-Conference USA team ... played in all 33 games, starting 31 ... led the team in points (16.3 ppg) and assists (5.5 apg) ... one of his best performances of his career vs. Penn State (12/ 7) putting up a game high 28 points after shooting 52 percent from the field (5-of-8 from 3-point range) along with five assists ... scored 20-or-more points in seven games and had 10-or-more assists in four games ... finished as the team leader in 3-pointers made (65) and assists (180), which

ranks 10th in both categories for a single season in Marshall's record books.

2012-13: Unavailable for practice and competition due to an NCAA eligibility issue

HIGH SCHOOL AND PERSONAL DATA: Played for Westwind Prep Academy in Phoenix, Ariz., before leaving for Faith Baptist Christian in Brandon, Fla. ... ranked the 25th-best point guard (121st overall) in his class and a three-star recruit by Rivals ... ranked 21st-best point guard by Scout ... ranked the 19th-best point guard by ESPN.com and a three-star recruit ... averaged 22 points and seven assists for Bridgton Academy in North Bridgton, Maine ... played AAU for Long Island Lightning ... named first team all-conference as a senior at Bishop Loughlin High School in Brooklyn N.Y. ... attended Chris Paul's basketball camp following his junior season in which only the top 100 were invited ... named to the all-tournament at Reebok Elite ... at the Showcase Invitational, was given the sportsmanship award after averaging 30 points and 10 rebounds against the top players in the country ... full name is Kareem Nunu Canty ... son of Kareem and Nicole Canty ... nicknamed Nunu ... majoring in public administration ... signed national letter of intent on April 22, 2014.

Canty Career Highs

Points 28 at Penn State (12-7-13)	Free Throws 8 vs. North Texas (1-17-14)
Rebounds 5 vs. Stephen F. Austin (11-30-13)	Free Throws Attempted 11 vs. North Texas (1-17-14)
Field Goals 10 at Penn State (12-7-13)	Assists 14 vs. Alice Lloyd (12-17-13)
Field Goal Attempts 22 at UTSA (1-9-14)	Steals 3 vs. West Virginia (12-14-13)
3-Point Field Goals 6 vs. Arkansas State (12-21-13)	Blocked Shots 1, 3x, last at South Carolina (12/30/13)
3-Point Attempts 11 vs. Arkansas State (12-21-13)	Minutes Played 41, v. SFA (11-17-13)/at Morehead(11-21-13)

2013-14 Canty Game-by-Game (at Marshall)

Opponent	Min	FG-A	Pct.	3FG-A	Pct.	FT-A	Pct.	O-D-T	PF	TO	Blk	Stl	PTS	
South Carolina St.+	29	5-10	.500	2-5	.400	3-31	.000	1-1-2	0	5	3	0	2	15
Rio Grande +	26	8-10	.800	2-2	1.000	0-0	.000	0-0-0	1	11	3	1	2	18
at Morehead State+	41	7-14	.500	2-5	.400	3-6	.500	1-1-2	3	9	9	0	0	19
Stephen F. Austin+	41	4-18	.222	1-9	.111	5-6	.833	3-2-5	2	7	4	0	0	14
UNCW +	37	9-15	.600	1-3	.333	0-0	.000	0-0-0	0	10	3	0	2	19
Western Kentucky+	35	5-16	.313	1-4	.250	4-7	.571	2-1-3	3	3	2	1	0	15
at ETSU +	32	6-15	.400	3-9	.333	4-7	.571	3-1-4	4	6	2	0	1	19
at Vanderbilt +	37	7-17	.412	3-5	.600	1-11	.000	1-2-3	2	4	4	0	2	18
at Penn State +	39	10-19	.526	5-8	.625	3-5	.600	0-2-2	2	5	3	0	1	28
vs. West Virginia +	38	6-13	.462	1-6	.167	3-31	.000	0-1-1	1	9	4	0	3	16
Alice Lloyd +	28	4-7	.571	1-4	.250	2-21	.000	0-2-2	2	14	4	0	0	11
Arkansas State +	40	8-19	.421	6-11	.545	0-2	.000	1-2-3	2	5	3	0	0	22
at South Carolina +	38	2-15	.133	0-6	.000	7-8	.875	0-2-2	3	3	11	1	1	11
at Akron +	40	4-14	.286	1-5	.200	1-11	.000	0-2-2	2	5	6	0	1	10
Presbyterian +	38	4-14	.286	2-9	.222	1-2	.500	1-3-4	2	8	5	0	1	11
at UTSA +	38	9-22	.409	4-10	.400	4-41	.000	1-2-3	1	3	4	0	0	26
at UTEP +	38	2-14	.143	0-6	.000	3-6	.500	0-1-1	1	4	2	0	0	7
North Texas +	40	8-17	.471	2-8	.250	8-11	.727	2-2-4	2	5	4	0	0	26
Tulsa +	38	4-18	.222	0-5	.000	4-6	.667	2-3-5	4	9	4	0	0	12
at Rice	32	4-8	.500	2-5	.400	8-81	.000	1-1-2	0	7	2	0	0	18
at Louisiana Tech +	37	6-20	.300	0-7	.000	4-41	.000	0-1-1	1	3	5	0	1	16
FIU +	38	5-12	.417	2-2	1.000	4-41	.000	0-3-3	0	10	2	0	0	16
Florida Atlantic	27	2-9	.222	2-6	.333	1-2	.500	0-1-1	0	4	1	0	0	7
at Southern Miss +	37	4-12	.333	3-9	.333	0-0	.000	1-2-3	1	2	4	0	1	11
at Tulane +	36	5-14	.357	3-5	.600	3-8	.375	1-0-1	3	1	3	0	0	16
at Charlotte +	39	8-18	.444	1-6	.167	4-5	.800	1-3-4	1	1	4	0	2	21
UAB +	38	6-15	.400	2-6	.333	3-4	.750	1-1-2	1	5	1	0	0	17
Middle Tennessee +	40	6-19	.316	1-6	.167	0-0	.000	1-0-1	1	5	5	0	2	13
at Old Dominion +	39	8-18	.444	3-7	.429	5-8	.625	0-0-0	1	1	5	0	1	24
East Carolina +	40	3-17	.176	3-11	.273	2-21	.000	0-1-1	1	6	2	0	1	11
Charlotte +	38	8-21	.381	4-9	.444	2-21	.000	0-3-3	0	7	3	0	0	22
(1) Florida Atlantic+39	5-18	.278	1-7	.143	1-2	.500	1-3-4	3	3	2	0	0	12	
(1) Old Dominion +	38	5-14	.357	1-8	.125	6-7	.857	0-0-0	4	0	2	0	0	17
TOTALS	1211	187-502	.373	65-214	.304	99-136	.728	25-49-74	54	180	121	3	24	538

+ Games Started (31 of 33)

(1) Conference USA Tournament (El Paso, TX)

CANTY'S CAREER STATS

Year	GP-GS	Min-Avg	FG-FGA	Pct	3FG-A	Pct	FT-FTA	Pct	Off-Def-Tot--Avg	PF	FO	Ast	TO	Blk	Stl	Pts	Avg
2013-14*	33-31	1211-36.7	187-502	.373	65-214	.304	99-136	.728	25-49-74--2.2	54	0	180	121	3	24	538	16.3

* at Marshall



T.J. Dunans

4

6-5 • 174

Junior

Forward

Atlanta, Ga.

(Columbia State CC,
TN)

2015-16 (Junior): A combo guard who is more of a natural wing ... very productive player who can put it on the floor, create and score ... is a good passer ... is a scorer ... gets off the floor quickly ... quick first jump, second jump, third jump ... plays above the rim ... gives the Tigers more experience as a wing player.

COLUMBIA STATE CC

2014-15 (Sophomore): Ranked as the No. 1 junior college prospect in the nation by 247 Composite Rankings ... named the 2014-15 Sporting News Preseason JUCO Player of the Year ... rated as a four-star by 247Sports ... averaged 16.1 points, 7.0 rebounds and 4.0 assists per game for Columbia State under coach Brian Collins ... shot 41.1 percent from the floor and 62.6 percent from the foul line ... played in 30 games, starting 22 ... scored a season-high 31 points on 12-of-18 fgs vs. Elizabethtown College ... scored 29 points vs. Dyersburg State ... led Columbia State to a 26-7 record, including 14-4 in the conference, reaching the NJCAA second round.

2013-14 (Freshman): Averaged 22.8 points, 8.4 rebounds and 4.4 assists per game at Columbia State CC ... named a JUCO All-American ... shot 45.3 percent from the floor and 69.2 from the foul line ... played in 32 games, starting 30 ... totaled 52 points vs. Vincennes on March 20 in the NJCAA Elite Eight ... his 52 points tied the record for the third-most points in NJCAA National Tournament history ... 47 points, 12 rebounds and six assists in a 122-121 win over Motlow State, going 20-of-26 from the foul line ... led Columbia State to a 28-4 record, including 17-1 in the conference, reaching the NJCAA Elite Eight.

HIGH SCHOOL AND PERSONAL DATA: Averaged 22 points, 5 rebounds and 6 assists as a senior at M.L. King High School in Lithonia, Ga., under coach Eddie Johnson ... full name is Thomas Dereco Dunans Jr. ... TJ is his real nickname but also nicknamed TD at Auburn because another T.J. on the team, T.J. Lang ... son of Thomas Dunans Sr. and Sabrina Matthews ... has a son, Thomas Dunans III, nicknamed TD3 ... majoring in public administration ... signed national letter of intent on Nov. 13, 2014.





Jordon Granger

25

6-8 • 210

Junior

Forward

St. Louis, Mo.

McCluer North HS

2014-15 (Junior): Averaged 4.9 points, 3.4 rebounds, 1.0 assist in 23.1 minutes per game ... had 22 blocks ... played in 34 games, starting 33 ... shot 46.5 percent from the floor, 37.0 percent from 3-point range and 58.1 percent from the foul line ... made 27-of-73 3-pointers after entering the season 0-of-2 in his career ... scored a career-high 14 points on 4-of-5 shooting vs. Louisiana and had 6 rebounds ... 10 points and 4 rebounds vs. Winthrop ... 9 points on 3-of-4 3s, 4 rebounds and 3 assists vs. LSU ... 9 points and career-high-tying 7 rebounds vs. Coastal Carolina ... 8 points vs. Georgia ... 8 points and 6 rebounds at Georgia with all but one rebound coming in the first half ... 8 points in the season opener vs. Milwaukee ... 7 points, 5 rebounds and 3 blocks vs. Texas A&M ... 6 points, 5 rebounds at Texas Tech ... monster put-back dunk vs. Oregon State that was a SportsCenter Top 10 play ... played in 786 minutes (68.7% of career total) after only playing 362 minutes combined his previous two seasons ... at the team's season-ending awards banquet, presented the Most Improved Award.

2013-14 (Sophomore): Averaged 1.3 ppg and 1.8 rpg in 10.0 mpg ... Came off the bench in 23 games and started 1 ... Shot .429 from the floor (12-28) ... 27 of his 43 rebounds (63 percent) came at the defensive end ... Left the team for personal reasons prior to the Arkansas-Pine Bluff game (12/30/13) and returned for the game against Missouri (1/11/14) ... 2 points, 2 rebounds and a block in 13 minutes against South Carolina at the SEC Tournament ... Career-high 7 rebounds in a career-high 20 minutes at Alabama ... 5 points against South Carolina, scoring on a pair of dunks and a free throw ... 4 points on a pair of dunks at South Carolina ... 3 rebounds and career-high 2 blocks in 15 mins against Missouri ... Made his first start of the season against Illinois and was held scoreless in 8 minutes ... Pulled down a career-high 5 rebounds in a career-high 17 minutes off the bench against Jacksonville State ... Tied his then-career high with 4 rebounds in 14 minutes against Northwestern State ... Came off the bench to score 2 points and grab 2 rebounds in 10 minutes against Nicholls ... Averaged 2.0 points in the two exhibition wins on 33.3 percent shooting ... Also averaged 1.0 blocks ... Scored two points and grabbed four rebounds against Paine ... Came off the bench for 14 minutes against Victory ... Grabbed 6 rebounds.

2012-13 (Freshman): Averaged 1.2 points and 1.1 rebounds in 6.1 minutes per game ... Played in 20 games, starting 3 (vs. Alabama, Kentucky and Arkansas) ... Shot 36.8 from the field and 83.3 from the free throw line ... 5 points vs. Arkansas ... 4 points, 4 rebounds in a 14 minutes at No. 17 Missouri ... 6 points and 2 rebounds in 9 minutes vs. Grambling ... 4 points, 3 rebounds, 1 block and 1 steal in 10 minutes vs. Tennessee Tech ... 2 points and 2 rebounds in season-high 15 minutes vs. No. 7 Florida.

HIGH SCHOOL AND PERSONAL DATA: Averaged 14.8 points, 8.8 rebounds and 3.9 blocks as a senior at McCluer North High School in Florissant, Mo., for coach Randy Reed in 2011-12 in leading the team to a 31-1 record and the state championship ... Named Missouri Player of

Granger Career Highs


Points 14 vs. Louisiana (11-21-14)	Free Throws 4, at Missouri (2-2-13)
Rebounds 7 v. TX A&M (3-12-15)/at Alabama (3-1-14)	Free Throws Attempted 4 at Missouri (2-2-13)/Arkansas (2-13-13)
Field Goals 4 vs. Coastal Carolina (12-5-14)	Assists 3, 3 times, last vs. Texas A&M (3-12-15)
Field Goal Attempts 7 at Georgia (2-14-15)/Coastal Carolina (12-5-14)	Steals 4 at Vanderbilt (1-6-15)
3-Point Field Goals 3 vs. LSU (2-24-15)	Blocked Shots 3 vs. Texas A&M (1-27-15)
3-Point Attempts 5 at Georgia 2-14-15	Minutes Played 32 vs. Coastal Carolina (12-5-14)

the Year as a senior as well as Missouri Boys Super 7 ... Named first-team All-State Class 5A as a senior ... Won back-to-back Class 5A State Championships in 2011 and 2012 ... 21 points and 20 rebounds vs. University City ... 23 points and 8 boards vs. ChiBogan ... 21 points and 18 rebounds vs. Cardinal Ritter ... First-team All-Metro as a senior and second-team All-Metro as a junior when he averaged 14.8 points, 8.8 rebounds and 3.8 blocks leading the team to a 29-5 record ... In one week as a junior, he had a pair of triple-doubles in three wins with 14 points and 14 blocks vs. Normandy, 21 points, 10 rebounds and 6 blocks vs. Roosevelt and 16 points, 16 rebounds and 10 blocks vs. Jackson ... chose Auburn over Missouri, Arkansas, Illinois, Saint Louis U. and Detroit ... Three-year letterman at McClure North ... Full name is Jordan Eugene Granger ... Born November 5, 1993, in St. Louis, Mo. ... Majoring in public administration ... Son of Eugene Granger and Paula Granger.



GRANGER'S CAREER STATS

Year	GP-GS	Min-Avg	FG-FGA	Pct	3FG-A	Pct	FT-FTA	Pct	Off-Def-Tot	Avg	PF	FO	Ast	TO	Blk	Stl	Pts	Avg
2012-13	20-3	122-6.1	7-19	.368	0-1	.000	10-12	.833	8-13-21	--1.1	15	0	1	7	1	3	24	1.2
2013-14	24-1	240-10.0	12-28	.429	0-1	.000	6-9	.667	16-27-43	--1.8	34	0	4	13	4	2	30	1.3
2014-15	34-33	786-23.1	60-129	.465	27-73	.370	18-31	.581	38-79-117	--3.4	85	1	35	42	22	22	165	4.9
TOTAL	78-37	1148-14.7	79-176	.449	27-75	.360	34-52	.654	62-119-181	--2.3	134	1	40	62	27	27	219	2.8



Tyler Harris

12

6-10 • 228
Graduate
Forward
Dix Hills, N.Y.
(Providence)

2015-16 (Graduate): Has played in the NCAA Tournament all three years in college, two at Providence and one at N.C. State ... very mature ... trains like a pro and is very disciplined ... a stretch four man ... causes matchup problems.

2014-15 (Junior): Averaged 9.9 points, 4.0 rebounds, 1.0 assist and 0.9 steals in 26.7 minutes per game at Providence ... played in 34 games, starting 12 ... shot 42.1 percent from the floor, 28.6 percent from 3-point range and 73.4 percent from the foul line ... 23 points, 5 rebounds and 4 assists vs. Albany ... 18 points at Villanova ... 17 points vs. #6 Villanova ... 17 points and 5 rebounds vs. #21 Butler ... 17 points vs. Notre Dame ... 17 points and 4 assists vs. Rhode Island ... 15 points vs. St. John's ... 13 points and 6 rebounds each vs. Marquette and Brown ... 13 points vs. Miami ... 13 points at Creighton ... 12 points vs. Xavier ... 12 points and 3 steals vs. UMass ... 12 points and 5 rebounds vs. St. John's ... 11 points and 8 rebounds vs. Binghamton ... 11 points and 6 rebounds each vs. DePaul and Navy ... 10 points and 7 rebounds vs. Seton Hall ... 2 points and 4 rebounds in 12 minutes in Providence's NCAA Tournament second round loss to Dayton.

2013-14 (Sophomore): Averaged 11.6 points, 5.1 rebounds, 1.4 assists and 1.0 steal in 32.2 minutes per game at Providence under coach Ed Cooley as the Friars won the Big East ... started all 35 games ... shot 43.3 percent from the floor, 32.2 percent from 3-point range and 83.9 percent from the foul line ... had 23 blocks on the season ... 13 points and 3 blocks vs. North Carolina NCAA Tournament second round ... 22 points and nine rebounds vs. Seton Hall ... 22 points and 9 rebounds vs. La Salle ... 21 points and 7 rebounds while going 8-8 from the free throw line vs. Brown ... 19 points vs. Yale ... 18 points and 5 rebounds at DePaul ... 18 points at St. John's ... 18 points and 6 rebounds vs. Maine ... 17 points on 4-8 shooting from the field, including 3-4 3fgs, and 4 rebounds vs. Seton Hall ... 16 points and 9 rebounds at #23 UMass ... 16 points and was 8-8 from the foul line vs. Fairfield ... 15 points and 4 rebounds vs. Vanderbilt ... 14 points at Bulter ... 13 points at Georgetown ... 13 points and 5 rebounds vs. Marist ... 12 points and 5 rebounds vs. Butler ... 12 points and 6 rebounds vs. Xavier ... 11 points and 6 rebounds at Seton Hall ... 11 points and 7 rebounds at Rhode Island ... 10 points and was named to the Paradise Jam All-Tournament Team vs. Maryland ... 10 points vs. #3 Kentucky ... 10 points and 5 rebounds vs. #20 Creighton ... had a career-high 11 rebounds at Marquette ... 10 points and 6 rebounds vs. DePaul ... 6 points and 10 rebounds vs. St. John's ... 10 points vs. #14 Creighton ... earned the team's Coca-Cola Most Promising Prospect Award.

2012-13 (Redshirted): Redshirted after transferring from N.C. State ... attended the LeBron James and Kevin Durant Skills Academies.

2011-12 (Freshman): Averaged 1.8 points, 1.2 rebounds and 0.4 assists in 6.9 minutes per game at N.C. State under coach Mark Gottfried as the

Harris Career Highs

Points 23 vs. Albany (11-15-14)	Free Throws 9 vs. LaSalle (11-24-13)
Rebounds 12 vs. Villanova (2-18-14)	Free Throws Attempted 9, twice
Field Goals 8, three times	Assists 5 vs. UMass (12-28-13)
Field Goal Attempts 18 vs. Yale (12-17-13)	Steals 3, seven times
3-Point Field Goals 3, three times	Blocked Shots 3 vs. Georgetown (1-8-14)
3-Point Attempts 7 vs. Yale (12-17-13)	Minutes Played 48 vs. Marquette (3-4-14)

Wolfpack reached the NCAA Tournament Sweet Sixteen ... played in 19 games, starting 3, as NC State went 24-13 overall and was 9-7 in the ACC, tying for fourth ... shot 35.1 percent from the floor, 40.0 percent from 3-point range and 70 percent from the foul line ... season-high 8 points in the season opener vs. UNC Asheville ... 7 points and season-high 6 rebounds vs. Vanderbilt ... 4 points and a season-high 3 assists vs. Morehead State ... 3 rebounds in 7 minutes in No. 11 seed NC State's 60-57 loss to No. 2 seed Kansas in the Sweet Sixteen ... NC State defeated No. 3 seed and 15th-ranked Georgetown 66-63 in the second round after beating No. 5 seed and No. 22 ranked San Diego State 79-65 in the first round ... 3 points and 1 rebound vs. Delaware State.

HIGH SCHOOL AND PERSONAL DATA: Averaged 19.7 points and 9.8 rebounds as a senior at St. Benedict's Prep in Newark, N.J., as a senior under coach Roshawn McLeod in 2010-11 ... rated a four-star ESPN Recruit and was ranked the No. 20 power forward ... earned team MVP honors as a senior ... had one of his top performances vs. St. Patrick's Michael Kidd-Gilchrist when he totaled 25 points and 12 rebounds and was named MVP of the Showcase Game ... 25 points vs. St. Raymond's ... prior to his senior year, attended Half Hollow Hills High in his hometown Dix Hills, N.Y., averaging 14.7 points, 5.9 rebounds, 3.2 assists, 1.4 steals and 0.9 blocks under coach Bill Mitaritonna ... While at Half Hollow Hills, played alongside his brothers, Terry and Tobias, former Tennessee star and current Orlando Magic forward, and led their team to a 25-1 mark and a spot in the New York State Class AA championship game in 2009 ... earned All-League and All-Suffolk County honors in 2009 ... team also captured the Long Island Championship and Suffolk County Championship in 2009 ... attended Long Island Lutherane and helped the team capture the state title as a sophomore in 2008 under coach Brian Carey ... full name is Tyler James Lee Harris ... majoring in adult education in graduate school ... son of Torrel and Lisa Harris ... Torrel Sr. played basketball at Duquesne ... has three brothers, Torrel Jr., Tobias and Terry and two sisters, Tesia and Tori ... Tobias, in his fifth year in the NBA, signed a four-year, \$64-million contract with the Orlando Magic in July 2015 ... Tobias was a USBWA Freshman All-American and All-SEC selection at Tennessee under coach Bruce Pearl in 2010-11 ... oldest sister Tesia was the first sibling to go Div. I as she played at Delaware and then St. John's, played professionally in Slovakia and was an assistant coach at New York Institute of Technology ... cousin of the Orlando Magic's Channing Frye ... both Tyler and Tobias wear No. 12 as a tribute to close friend Morgan Childs, who died at 17 due to leukemia.

HARRIS' CAREER STATS

Year	GP-GS	Min-Avg	FG-FGA	Pct	3FG-A	Pct	FT-FTA	Pct	Off-Def-Tot--Avg	PF	FO	Ast	TO	Blk	Stl	Pts	Avg
2011-12 [^]	19-3	132-6.9	13-37	.351	2-5	.400	7-10	.700	7-16-23--1.2	20	0	8	11	0	2	35	1.8
2013-14*	35-35	1126-32.2	136-314	.433	29-90	.322	104-124	.839	76-103-179--5.1	104	5	49	75	23	34	405	11.6
2014-15*	34-12	908-26.7	118-280	.421	22-77	.286	80-109	.734	43-94-137--4.0	81	1	34	38	7	30	338	9.9
TOTAL	88-50	2166-24.6	267-631	.423	53-172	.308	191-243	.786	126-213-339--3.9	205	6	91	124	30	66	778	8.8

[^] at NC State; * at Providence



2011-12 Harris Game-by-Game (NC State)

Table with columns: Opponent, Min, FG-A, Pct., 3FG-A, Pct., FT-A, Pct., O-D-T, PFA, TO, BK, ST, PTS. Lists games against various opponents like UNC Asheville, Morehead State, Princeton, etc.

(1) TicketCity Legends Classic (East Rutherford, N.J.); (2) ACC Tournament (Atlanta, Ga.); (3) NCAA Tournament (Columbus, OH); (4) NCAA Tournament (St. Louis, Mo.)

2013-14 Harris Game-by-Game (Providence)

Table with columns: Opponent, Min, FG-A, Pct., 3FG-A, Pct., FT-A, Pct., O-D-T, PFA, TO, BK, ST, PTS. Lists games against Boston College+, Brown+, Marist+, Vermont+, etc.

(1) Paradise Jam (U.S. Virgin Islands); (2) (Brooklyn, N.Y.); (3) Big East Tournament (New York, NY); (4) NCAA Tournament (San Antonio, Texas)

2014-15 Harris Game-by-Game (Providence)

Table with columns: Opponent, Min, FG-A, Pct., 3FG-A, Pct., FT-A, Pct., O-D-T, PFA, TO, BK, ST, PTS. Lists games against Albany+, (1) Binghamton+, (1) Navy+, etc.

(1) Hall of Fame Tipoff Classic (Providence, R.I.); (2) Hall of Fame Tipoff Classic (Montville, Conn.); (3) Big East Tournament (New York, NY); (4) NCAA Tournament (Columbus, OH)





Patrick Keim

21

6-0 • 186
 Sophomore
 Guard
 Birmingham, Ala.
 (Mountain Brook)

2014-15 (Freshman): Walked-on to the team prior to the season ... scout team member ... played in eight games ... averaged 0.4 points, 0.4 assists and 0.3 rebounds in 1.0 minute per game ... made a 3-pointer against No. 1 Kentucky in the SEC Tournament semifinals ... at the team's season-ending awards banquet, presented the Sonny Smith Most Outstanding Teammate Award and the Bill Lynn Academic Award as the pre-civil engineering major had a 3.81 GPA.

HIGH SCHOOL AND PERSONAL DATA: Played at Mountain Brook High School for coach Bucky McMillan ... averaged 9.0 points, 3.8 assists and 1.8 steals per game while shooting 50 percent from 3-point range ... four-year starter and was the winningest player in the class of 2014 in Alabama Class 6A ... 111 wins are the most in Mountain Brook history ... back-to-back Class 6A titles (2013 and 2014) ... three-time team captain ... 2014 ASWA Boys All-State Second Team ... 2014 Over the Mountain Boys Athlete of the Year ... 2014 Birmingham News South Basketball Player of the Year ... 2014 Class 6A Northeast Region All-Tournament Team ... 2014 Class 6A AHSAA Final

Four All-Tournament Team ... Birmingham Tip-off Club Player of the Week (March 1, 2014) ... three-time Class 6A Area 11 All-Tournament Team selection (2012, 2013 and 2014) ... 2013 Class 6A Area 11 Tournament MVP ... 2013-2014 US Marines Distinguished Athlete Award ... son of Bryan and Kelly Keim ... has two brothers, Bobby and Austin ... parents and brother, Bobby, are all Auburn graduates and brother Austin is graduating December 2015 ... majoring in pre-civil engineering.



Keim Career Highs

Points 3 vs. #1 Kentucky in SEC Tour. (3-14-15)	Free Throws --
Rebounds 2 vs. Arkansas (2-10-15)	Free Throws Attempted 2 vs. North Alabama (1-3-15)
Field Goals 1 vs. #1 Kentucky in SEC Tour. (3-14-15)	Assists --
Field Goal Attempts 2 vs. LSU (2-24-15)/Kentucky (3-14-15)	Steals --
3-Point Field Goals 1 vs. #1 Kentucky in SEC Tour. (3-14-15)	Blocked Shots --
3-Point Attempts 2 vs. LSU (2-24-15)/Kentucky (3-14-15)	Minutes Played 2 vs. Arkansas (2-10-15)

2014-15 Keim Game-by-Game

Opponent	Min	FG-A	Pct.	3FG-A	Pct.	FT-A	Pct.	O-D-T	PF	A	TO	BK	ST	PTS.
Milwaukee														
at Colorado														
Louisiana	1	0-0	.000	0-0	.000	0-0	.000	0-0-0	0	0	0	0	0	0
(1) Tulsa														
(1) Oregon State														
at Texas Tech														
Coastal Carolina														
at Clemson														
Winthrop														
Xavier														
Texas Southern														
MTSU	0	0-0	.000	0-0	.000	0-0	.000	0-0-0	0	0	0	0	0	0
North Alabama	1	0-0	.000	0-0	.000	0-2	.000	0-0-0	0	0	0	0	0	0
at Vanderbilt														
Missouri														
at Florida														
South Carolina														
Mississippi State														
at Alabama														
Texas A&M														
at Tennessee														
at LSU														
Ole Miss														
Arkansas	2	0-0	.000	0-0	.000	0-0	.000	0-2-2	0	1	1	0	0	0
at Georgia														
Alabama														
at Kentucky	1	0-0	.000	0-0	.000	0-0	.000	0-0-0	0	1	0	0	0	0
LSU	1	0-2	.000	0-2	.000	0-0	.000	0-0-0	0	0	0	0	0	0
at Texas A&M	1	0-0	.000	0-0	.000	0-0	.000	0-0-0	0	1	0	0	0	0
at Missouri														
Georgia														
(2) Miss. State														
(2) Texas A&M														
(2) LSU														
(2) Kentucky	1	1-2	.500	1-2	.500	0-0	.000	0-0-0	0	0	0	0	0	3
TOTALS	8	1-4	.250	1-4	.250	0-2	.000	2	0	3	1	0	0	3

+ Games Started (0 of 8)
 (1) MGM Grand Main Event (Las Vegas, NV); (2) SEC Tournament (Nashville, TN)

KEIM'S CAREER STATS

Year	GP-GS	Min-Avg	FG-FGA	Pct	3FG-A	Pct	FT-FTA	Pct	Off-Def-Tot--Avg	PF	FO	Ast	TO	Blk	Stl	Pts	Avg
2014-15	8-0	8-1.0	1-4	.250	1-4	.250	0-2	.000	0-2-2--0.3	0	0	3	1	0	0	3	0.4



TJ Lang 23

6-7 • 200
Sophomore
Guard
Mobile, Ala.
(McGill-Toolen)

2014-15 (Freshman): A lock down-defender that came on strong in February through the end of the season ... started five of the last seven games of the season, averaging 4.3 points in 21.2 minutes per game in those seven games ... averaged 10.0 minutes and 1.8 points in his first 20 games ... on the season, averaged 2.4 points, 1.3 rebounds and 0.4 assists in 13.8 minutes per game ... played in 27 games, starting six ... shot 35.1 percent from the field, 33.3 percent from 3-point range and 55 percent from the foul line ... made his first career start at Georgia on Feb. 14 ... career-high 13 oints and five rebounds at Missouri ... 9 points with a pair of 3s vs. Arkansas ... 5 points and 2 rebounds vs. Alabama ... 5 points, all in the first half, at Texas Tech ... at the team's season-ending awards banquet, presented the Most Improved Award.

HIGH SCHOOL AND PERSONAL DATA: Played at McGill-Toolen, averaging 19 points, eight rebounds and three assists as a senior after averaging 17.1 points and 4.9 rebounds per as a junior ... led the team to a 25-7 record and the South Regional finals as a junior and then led the team to an appearance in the Class 6A, Area 2 championship

game as a senior as the team went 19-10 ... named to the AWSA Class 6A Second Team as a senior after being a First Team selection as a junior ... Mobile Press-Register Coastal Alabama Player of the Year as a junior ... originally signed with Virginia Tech but was granted a release from his NLI when the Hokies made a coaching change prior to his freshman season ... son of Antonio and Lekeshia Lang ... has a brother, Alan ... father played at Duke from 1990-94, winning the 1991 and 1992 National Championship ... also played in the NBA for the Phoenix Suns and Cleveland Cavaliers as well as overseas ... majoring in accounting.



Lang Career Highs

Points 13 at Missouri (3-3-15)	Free Throws 3 at Colorado(11-17-14)/v. Ark.(2-10-15)
Rebounds 5 at Missouri (3-3-15)	Free Throws Attempted 5 at Colorado (11-17-14)
Field Goals 5 at Missouri (3-3-15)	Assists 3 vs. Miss. State in SECT (3-11-15)
Field Goal Attempts 6 at Missouri (3-3-15)/v. TX A&M(3-12-15)	Steals 1, five times, last vs. LSU (3-13-15)
3-Point Field Goals 3 at Missouri (3-3-15)	Blocked Shots 1 v. LSU(2-24-15)/v. Miss.St.(3-11-15)
3-Point Attempts 4, three times, last v. TX A&M(3-12-15)	Minutes Played 31 at Missouri (3-3-15)

2014-15 Lang Game-by-Game


Opponent	Min	FG-A	Pct.	3FG-A	Pct.	FT-A	Pct.	O-D-T	PF	A	TO	BK	ST	PTS.
Milwaukee	7	1-11	.000	1-11	.000	0-0	.000	0-0-0	1	0	0	0	0	3
at Colorado	18	0-0	.000	0-0	.000	3-5	.600	0-1-1	1	0	0	0	0	3
Louisiana	13	1-2	.500	1-2	.500	0-0	.000	0-0-0	4	1	1	0	0	3
(1) Tulsa	16	0-2	.000	0-2	.000	0-0	.000	0-1-1	1	0	0	0	1	0
(1) Oregon State	7	1-2	.500	1-2	.500	0-0	.000	1-1-2	2	0	1	0	0	3
at Texas Tech	17	2-4	.500	1-2	.500	0-0	.000	1-1-2	3	1	1	0	0	5
Coastal Carolina	12	0-1	.000	0-1	.000	1-2	.500	1-1-2	1	0	1	0	0	1
at Clemson	2	0-0	.000	0-0	.000	0-0	.000	0-0-0	1	0	0	0	0	0
Winthrop	2	0-0	.000	0-0	.000	0-0	.000	0-0-0	1	0	1	0	0	0
Xavier							DNP							
Texas Southern	2	0-1	.000	0-1	.000	0-0	.000	0-0-0	0	0	0	0	0	0
MTSU	2	0-0	.000	0-0	.000	0-0	.000	0-0-0	0	0	1	0	0	0
North Alabama	15	0-1	.000	0-1	.000	0-0	.000	0-3-3	0	2	2	0	1	0
at Vanderbilt							DNP							
Missouri							DNP							
at Florida							DNP							
South Carolina							DNP							
Mississippi State							DNP							
at Alabama							DNP							
Texas A&M	2	0-2	.000	0-1	.000	0-0	.000	1-0-1	2	0	0	0	0	0
at Tennessee							DNP							
at LSU	6	1-2	.500	0-1	.000	1-2	.500	1-0-1	0	0	0	0	0	3
Ole Miss	7	0-2	.000	0-2	.000	0-0	.000	0-1-1	1	0	0	0	0	0
Arkansas	19	2-4	.500	2-3	.667	3-4	.750	1-0-1	3	0	1	0	0	9
at Georgia+	17	0-0	.000	0-0	.000	0-0	.000	0-1-1	0	0	0	0	0	0
Alabama	16	1-3	.333	1-2	.500	2-21	.000	1-1-2	1	0	0	0	0	5
at Kentucky	11	0-2	.000	0-1	.000	0-0	.000	0-0-0	2	0	1	0	0	0
LSU	9	0-2	.000	0-2	.000	0-0	.000	0-0-0	2	0	1	1	0	0
at Texas A&M+	24	1-4	.250	1-3	.333	1-2	.500	1-1-2	2	0	0	0	0	4
at Missouri+	31	5-6	.833	3-4	.750	0-0	.000	2-3-5	3	2	0	0	0	13
Georgia	23	1-4	.250	1-4	.250	0-3	.000	0-2-2	3	1	1	0	1	3
(2) Miss. State+	26	1-11	.000	1-1	1.000	0-0	.000	2-1-3	3	3	1	1	0	3
(2) Texas A&M+	29	2-6	.333	1-4	.250	0-0	.000	0-2-2	5	0	0	0	1	5
(2) LSU+	24	1-4	.250	0-2	.000	0-0	.000	0-1-1	3	1	0	0	1	2
(2) Kentucky	15	0-1	.000	0-0	.000	0-0	.000	0-2-2	2	1	0	0	0	0
TOTALS	372	20-57	.351	14-42	.333	11-20	.550	35	47	12	13	2	5	65

+ Games Started (6 of 27)

(1) MGM Grand Main Event (Las Vegas, NV); (2) SEC Tournament (Nashville, TN)

LANG'S CAREER STATS

Year	GP-GS	Min-Avg	FG-FGA	Pct	3FG-A	Pct	FT-FTA	Pct	Off-Def-Tot--Avg	PF	FO	Ast	TO	Blk	Stl	Pts	Avg
2014-15	27-6	372-13.8	20-57	.351	14-42	.333	11-20	.550	12-23-35--1.3	47	1	12	13	2	5	65	2.4



Danjel Purifoy


3

6-7 • 230
Freshman
Forward
Centreville, Ala.
(Hargrave Military
Academy)

2015-16 (Freshman): Looks like a pro ... has a pro body ... very strong ... can take the ball to the basket and shoot the 3-pointer ... can defend a lot of positions ... very athletic and has a very high upside.

HIGH SCHOOL AND PERSONAL DATA: A Four-star small forward by ESPN, Rivals, Scout and 247Sports ... ranked ninth among all small forwards and 48th overall by 247Sports ... ranked as the nation's No. 12 small forward and the top player in Alabama by 247 Sports ... averaged 25 points, 11 rebounds, five blocks and 20 deflections a game at Hargrave Military Academy under coach A.W. Hamilton in 2014-15 ... averaged 17.7 points and 6.1 rebounds per game at Bibb County as a junior ... full name is Danjel Kevon Purifoy ... son of Waukesha Evans ... majoring in business ... signed national letter of intent on Nov. 12, 2014.





Tahj Shamsid-Deen

13

5-9 • 175
Junior
Guard
Decatur, Ga.
(Columbia)

2014-15 (Sophomore): Averaged 6.1 points, 1.5 assists and 1.1 rebounds in 23.2 minutes per game as a combo guard ... played in 23 games, starting 15 ... did not play in the final 11 games of the season due to injury ... shot 35.8 percent from the floor, 28.6 percent from 3-point range and 72.2 percent from the foul line ... had successful surgery on both of his shoulders, left shoulder operated on Feb. 19 and right shoulder March 24 ... career-high 21 points vs. Louisiana, including 18 in the second half ... 5-of-10 from 3-point range vs. Louisiana, including 4-of-5 in the second half ... 14 points at Tennessee on 6-of-12 fgs, 2-of-5 treys ... 13 points vs. Ole Miss ... 11 points vs. Oregon State ... 10 points vs. Missouri, all in the second half ... re-injured left shoulder vs. Arkansas on Feb. 10, being limited to only three minutes ... returned to starting lineup at Tennessee and finished with 14 points ... season-high 5 assists vs. Coastal Carolina ... wore a right shoulder brace after injuring it in the second half of the season opener vs. Milwaukee ... injured his left shoulder late in the second half vs. Mississippi State Jan. 21 ... came off the bench for the first time in his career against Middle Tennessee after starting 41 straight games ... at the team's season-ending awards banquet, presented the

Coach's Award, which is given to the player who faced adversity during the season but came back with a positive attitude.

2013-14 (Freshman): Starting point guard in all 30 games ... averaged 9.5 ppg on .408 pct shooting in 29.3 mpg ... averaged 2.87 apg, 5th among SEC freshmen ... scored in double digits in 11 of 18 SEC games ... 60 assists and 22 turnovers in the final 20 games (Dec. 30-Mar. 12) and 19 assists vs. 5 turnovers in final 6 games (Feb. 22-Mar. 12) ... 9.5 ppg was 10th among SEC freshman, .408 field goal percentage was 12th among freshmen with at least 100 field goal attempts, .331 3-point percentage 9th (min. 50 attempts), .758 free throw percentage 8th (min. 10 attempts) and 0.83 steals per game 8th ... first Auburn player to start every game as a freshman since Quantez Robertson in 2005-06 ... tied his career-high with 17 points on a career-high-tying five 3-pointers against Tennessee ... 14 points on 4-5 shooting (3-3 3-pointers) against South Carolina, dishing out 4 assists against 0 turnovers ... 7 points and 5 assists against Vanderbilt, marking just the second time and first since the second game of the SEC season, he has had at least 5 assists in SEC play ... tied his career-high with 17 points at Florida, hitting 5-8 3-point attempts ... had 14 first-half points against the Gators ... 10 points against Mississippi State ... 9 points and a career-high 6 rebounds against Kentucky ... 16 points on 6-15 shooting at LSU, with the 6 made field goals a career-high ... 12 points on a career-high-tying 5 field goals at South Carolina ... career-high 17 points at Mississippi State, including 6-7 from the free throw line ... 6 points, 3 assists, 0 turnovers against Florida ... lobbed the alley-ooop to Chris Denson that was a SportsCenter Top 10 play (Jan. 18) ... 10 points on 4-8 shooting, including 2-4 from 3, at Tennessee ... 13 points and a game-high 6 assists against Missouri ... had a career-high 8 assists against 0 turnovers against Arkansas-Pine Bluff ... scored 14 points on 5-for-7

Shamsid-Deen Career Highs

Points	Free Throws
21 vs. Louisiana (11-21-14)	6 at Mississippi State (1-22-14)
Rebounds	Free Throws Attempted
6 vs. Kentucky (2-12-14)	7 at Mississippi State (1-22-14)
Field Goals	Assists
7 vs. Louisiana (11-21-14)	8 vs. Ark.-Pine Bluff (12-30-13)
Field Goal Attempts	Steals
16 vs. Louisiana (11-21-14)	3 vs. Ark.-Pine Bluff (12-30-13)
3-Point Field Goals	Blocked Shots
5, 2x, vs. Tennessee (3/5/14)	1, 2x, last vs. Ark.-Pine Bluff (12-30-13)
3-Point Attempts	Minutes Played
10 vs. Louisiana (11-21-14)	38 at Arkansas (1-25-14)

shooting against Boston College, tying his career-high for made field goals ... 5 points and a career-high 4 rebounds against Clemson ... scored 13 points, all in the second half, against Illinois, going 4-for-8 from the floor and 3-for-6 from 3 ... had a career-high 16 points against Tennessee State, scoring 14 in the first half ... had a then-career-high 11 points against Murray State, which included a pair of 3-pointers ... had 9 points and 4 assists against Northwestern State ... became the first Auburn freshman to start a season-opener since Earnest Ross in 2009-10 and the first freshman to start the season-opener at the point since Quantez Robertson in 2005-06 when he got the nod against Nicholls ... finished the game with 5 points and a team-high 4 assists against Nicholls ... starting poing guard in both exhibition wins ... scored 11 points and had 7 assists and 2 steals against Paine ... 16 points on 6-of-8 shooting (4-for-5 from 3-point range) and also had four assists against Victory.

HIGH SCHOOL AND PERSONAL DATA: Attended Columbia High School ... team was 19-1 with him as a starter in the state playoffs ... three-time Atlanta Journal-Constitution Class AAA Player of the Year selection ... led Columbia to a 27-4 record as a senior ... ranked No. 91 in the Max-Preps Class of 2013 ... helped lead Columbia to three-straight Class AAA state titles and one runner-up finish ... Columbia went 31-1 and finished the season ranked 10th nationally during his junior year ... averaged 14 points, 10 assists and three steals as a junior at Columbia ... son of Vincent and Stacey Shamsid-Deen ... majoring in finance.



SHAMSID-DEEN'S CAREER STATS

Year	GP-GS	Min-Avg	FG-FGA	Pct	3FG-A	Pct	FT-FTA	Pct	Off-Def-Tot-Avg	PF	FO	Ast	TO	Blk	Stl	Pts	Avg
2013-14	30-30	880-29.3	97-238	.408	43-130	.331	47-62	.758	8-36-44-1.5	79	4	86	39	2	25	284	9.5
2014-15	23-15	534-23.2	48-134	.358	18-63	.286	26-36	.722	5-21-26	42	1	35	17	0	16	140	6.1
TOTAL	53-45	1414-26.7	145-372	.390	61-193	.316	73-98	.745	8-57-65-1.2	121	5	121	56	2	41	424	8.0



2013-14 Shamsid-Deen Game-by-Game

Opponent	Min	FG-A	Pct.	3FG-A	Pct.	FT-A	Pct.	O-D-T	PF	A TO	BK	ST	PTS	
Nicholls +	23	2-4	.500	0-1	.000	1-2	.500	0-1-1	3	4	1	0	1	5
Northwestern State +	25	4-12	.333	1-6	.167	0-2	.000	1-1-2	1	4	2	0	0	9
Jacksonville State +	24	2-7	.286	0-1	.000	0-0	.000	1-0-1	3	4	2	0	1	4
Murray State +	30	3-8	.375	2-5	.400	3-4	.750	0-0-0	2	2	1	0	1	11
Tennessee State +	31	5-13	.385	1-4	.250	5-5	1.000	1-1-2	3	3	2	0	0	16
at Iowa State +	27	2-9	.222	2-6	.333	0-0	.000	0-0-0	2	2	2	1	0	6
(1) Illinois +	32	4-8	.500	3-6	.500	2-2	1.000	0-0-0	1	4	3	0	1	13
Clemson +	24	2-5	.400	1-2	.500	0-0	.000	0-4-4	4	2	2	0	0	5
Boston College +	31	5-7	.714	2-3	.667	2-3	.667	0-1-1	3	1	2	0	1	14
Ark.-Pine Bluff +	26	4-6	.667	1-3	.333	0-0	.000	0-2-2	0	8	0	1	3	9
Florida A&M +	22	0-2	.000	0-1	.000	0-0	.000	1-1-2	2	3	0	0	1	0
at Ole Miss +	17	1-3	.333	0-1	.000	0-0	.000	0-3-3	5	2	0	0	0	2
Missouri +	35	4-10	.400	3-7	.429	2-2	1.000	0-1-1	3	6	2	0	2	13
at Tennessee +	33	4-8	.500	2-4	.500	0-1	.000	0-0-0	4	2	1	0	1	10
Florida +	29	3-3	1.000	0-0	.000	0-0	.000	0-0-0	5	3	0	0	0	6
at Mississippi State +	29	5-9	.556	1-4	.250	6-7	.857	0-0-0	4	2	1	0	0	17
at Arkansas +	38	5-11	.455	1-6	.167	1-1	1.000	0-1-1	3	1	2	0	0	12
Alabama +	31	0-2	.000	0-2	.000	5-5	1.000	0-0-0	1	1	1	0	2	5
Georgia +	31	3-5	.600	2-4	.500	4-6	.667	0-2-2	2	4	2	0	2	12
at South Carolina +	36	5-9	.556	0-3	.000	2-2	1.000	2-2-4	2	3	2	0	1	12
at LSU +	35	6-15	.400	1-6	.167	3-4	.750	0-1-1	5	2	1	0	2	16
Kentucky +	35	3-10	.300	1-4	.250	2-2	1.000	1-5-6	4	1	0	0	0	9
Mississippi State +	32	3-9	.333	2-7	.286	2-4	.500	0-1-1	5	2	4	0	0	10
at Florida +	31	6-11	.545	5-8	.625	0-0	.000	0-1-1	2	1	1	0	1	17
Vanderbilt +	34	3-10	.300	1-7	.143	0-0	.000	1-1-2	3	5	0	0	1	7
South Carolina +	17	4-5	.800	3-3	1.000	3-4	.750	0-1-1	4	4	0	0	0	14
at Alabama +	30	1-11	.091	1-9	.111	1-2	.500	0-2-2	0	2	1	0	1	4
Tennessee +	29	5-10	.500	5-8	.625	2-2	1.000	0-3-3	1	2	0	0	2	17
at Texas A&M +	32	2-6	.333	1-4	.250	0-0	.000	0-1-1	1	4	3	0	0	5
(2) South Carolina +	31	1-10	.100	1-5	.200	1-2	.500	0-0-0	1	2	1	0	1	4
TOTALS	880	97-238	.408	43-130	.331	47-62	.758	8-36-44	79	86	39	2	25	284

+ Games Started (30 of 30)

(1) Atlanta, GA (Philips Arena); (2) SEC Tournament (Atlanta, GA • Georgia Dome)

2014-15 Shamsid-Deen Game-by-Game

Opponent	Min	FG-A	Pct.	3FG-A	Pct.	FT-A	Pct.	O-D-T	PF	A TO	BK	ST	PTS	
at Colorado +	22	1-8	.125	0-4	.000	0-1	.000	0-0-0	1	2	1	0	2	2
Louisiana +	33	7-16	.438	5-10	.500	2-2	1.000	0-0-0	2	3	2	0	2	21
(1) Tulsa +	33	2-6	.333	1-4	.250	0-0	.000	0-2-2	2	0	2	0	1	5
(1) Oregon State +	34	3-7	.429	1-4	.250	4-6	.667	1-1-2	3	1	2	0	0	11
at Texas Tech +	27	2-7	.286	0-2	.000	1-2	.500	0-2-2	4	1	1	0	1	5
Coastal Carolina +	33	2-6	.333	2-4	.500	2-2	1.000	0-0-0	3	5	0	0	0	8
at Clemson +	16	1-4	.250	1-3	.333	3-3	1.000	0-0-0	1	2	0	0	1	6
Winthrop +	26	2-4	.500	0-1	.000	3-4	.750	0-2-2	2	0	0	0	0	7
Xavier +	30	3-4	.750	0-1	.000	0-1	.000	0-4-4	0	2	0	0	1	6
Texas Southern +	15	0-1	.000	0-0	.000	0-0	.000	0-0-0	5	1	1	0	0	0
MTSU	12	0-3	.000	0-1	.000	0-0	.000	0-0-0	1	1	0	0	0	0
North Alabama														
at Vanderbilt	22	1-5	.200	1-2	.500	0-0	.000	0-2-2	1	3	0	0	2	3
Missouri	23	4-7	.571	0-2	.000	2-2	1.000	0-0-0	1	1	0	0	0	10
at Florida	28	1-5	.200	0-2	.000	1-2	.500	2-1-3	1	0	0	0	0	3
South Carolina	23	2-7	.286	1-2	.500	2-2	1.000	0-1-1	1	0	1	0	1	7
Mississippi State	19	2-7	.286	1-4	.250	0-1	.000	0-0-0	1	0	0	0	2	5
at Alabama	23	1-4	.250	0-1	.000	0-0	.000	0-1-1	1	1	0	0	0	2
Texas A&M	11	2-3	.667	1-2	.500	0-0	.000	0-0-0	1	1	0	0	0	5
at Tennessee +	35	6-12	.500	2-5	.400	0-0	.000	0-2-2	4	3	5	0	1	14
at LSU +	24	0-4	.000	0-1	.000	0-0	.000	1-2-3	3	4	0	0	0	0
Ole Miss +	27	3-9	.333	2-6	.333	5-7	.714	1-0-1	3	2	1	0	1	13
Arkansas +	3	2-2	1.000	0-0	.000	1-1	1.000	0-1-1	0	1	0	0	0	5
at Georgia														
Alabama														
at Kentucky														
LSU														
at Texas A&M														
at Missouri														
Georgia														
(2) Miss. State														
(2) Texas A&M														
(2) LSU +														
(2) Kentucky														
TOTALS	534	48-134	.358	18-63	.286	26-36	.722	26	42	35	17	0	16	140

+ Games Started (15 of 23)

(1) MGM Grand Main Event (Las Vegas, NV); (2) SEC Tournament (Nashville, TN)





Horace Spencer

0

6-9 • 220

Freshman

Forward


Philadelphia, Pa.
(Findlay Prep, Nev.)

High in Warminster, Pa., as a freshman and sophomore where he played under coach Robert Mulville ... averaged 20 points and 7 rebounds as a sophomore in 2012-13 and 10 points and 8 rebounds as a freshman ... full name is Horace Gilbert Spencer III ... son of Horace Spencer Jr. and Cindy Watts ... majoring in exercise science ... signed national letter of intent on April 15, 2015.

2015-16 (Freshman): High level athlete ... plays big for 6-foot-9 ... great wing span ... great motor ... big-time defender of the rim ... very good shot blocker ... very active and bouncy ... has a 36-inch vertical jump ... great rebounder ... has a soft touch ... good hands and great feet.

HIGH SCHOOL AND PERSONAL DATA: Four-star recruit who was ranked 48th nationally by 247Sports, 61st by ESPN, 71st by Rivals.com and 78th by Scout.com ... averaged 10.4 points, 9.4 rebounds, 2.2 blocks and 1.2 steals in only 19.5 minutes per game for loaded Findlay Prep in Henderson, Nev., to a 29-3 record and a No. 4 national ranking as a senior in 2014-15 under coach Andy Johnson ... helped lead the Pilots to the Final Four of the Dick's Sporting Goods High School National Tournament in 2015 ... averaged 6 points, 5 rebounds and a school record 2.8 blocks per game while shooting 62 percent from the field helping lead Findlay Prep to a 31-5 record as a junior in 2013-14 under coach Jerome Williams ... the Pilots advanced to the Dick's Sporting Goods National High School Tournament Final Four ... went to William Tennent





Cole Stockton 42

6-4 • 195
Senior Guard
Auburn, Ala.
(Shelby State CC, AL)

2014-15 (Junior): Averaged 0.3 points, 0.2 rebounds in 1.8 minutes per game ... played in 12 games ... career-high 3 points at Texas A&M on a made 3-pointer ... had a rebound vs. both Tulsa and LSU ... played a season-high five minutes vs. Tulsa ... played four minutes at Texas A&M ... joined the team after walk-on tryouts in the fall.

JUNIOR COLLEGE, HIGH SCHOOL AND PERSONAL DATA: Played two seasons at Shelton State Community College in Tuscaloosa, Ala., as a freshman and sophomore ... averaged 18 points per game as a senior at Auburn High School under coach Frank Tolbert in 2011-12 as the Tigers went 20-12 ... played one season at Auburn High ... All-Region and All-Area selection ... full name is Richard Cole Stockton ... son of Rick Stockton and Hope Stockton ... dual major in pre-physical therapy and health administration ... wants to go to medical school.



Stockton Career Highs


Points 3 at Texas A&M (2-28-15)	Free Throws --
Rebounds 1 vs. Tulsa (11-24-14)/LSU (2-24-15)	Free Throws Attempted --
Field Goals 1 at Texas A&M (2-28-15)	Assists --
Field Goal Attempts 3 vs. Tulsa (11-24-14)	Steals --
3-Point Field Goals 1 at Texas A&M (2-28-15)	Blocked Shots --
3-Point Attempts 3 at Tulsa (11-24-14)	Minutes Played 5 vs. Tulsa (11-24-14)

2014-15 Stockton Game-by-Game

Opponent	Min	FG-A	Pct.	3FG-A	Pct.	FT-A	Pct.	O-D-T	PF	A	TO	BK	ST	PTS.
Milwaukee														
at Colorado	2	0-0	.000	0-0	.000	0-0	.000	0-0-0	1	0	0	0	0	0
Louisiana	1	0-0	.000	0-0	.000	0-0	.000	0-0-0	0	0	0	0	0	0
(1) Tulsa	5	0-3	.000	0-3	.000	0-0	.000	0-1-1	0	0	0	0	0	0
(1) Oregon State	2	0-0	.000	0-0	.000	0-0	.000	0-0-0	0	0	0	0	0	0
at Texas Tech														
Coastal Carolina														
at Clemson														
Winthrop														
Xavier														
Texas Southern														
MTSU	0	0-0	.000	0-0	.000	0-0	.000	0-0-0	0	0	0	0	0	0
North Alabama	1	0-0	.000	0-0	.000	0-0	.000	0-0-0	1	0	0	0	0	0
at Vanderbilt														
Missouri														
at Florida														
South Carolina														
Mississippi State														
at Alabama														
Texas A&M														
at Tennessee														
at LSU														
Ole Miss														
Arkansas	1	0-0	.000	0-0	.000	0-0	.000	0-0-0	0	0	0	0	0	0
at Georgia														
Alabama														
at Kentucky	2	0-0	.000	0-0	.000	0-0	.000	0-0-0	0	0	0	0	0	0
LSU	1	0-0	.000	0-0	.000	0-0	.000	1-0-1	0	0	1	0	0	0
at Texas A&M	4	1-2	.500	1-2	.500	0-0	.000	0-0-0	1	0	0	0	0	3
at Missouri	1	0-1	.000	0-1	.000	0-0	.000	0-0-0	0	0	0	0	0	0
Georgia														
(2) Miss. State														
(2) Texas A&M														
(2) LSU														
(2) Kentucky	1	0-0	.000	0-0	.000	0-0	.000	0-0-0	0	0	0	0	0	0
TOTALS	21	1-6	.167	1-6	.167	0-0	.000	2	3	0	1	0	0	3
+ Games Started (0 of 12)														
(1) MGM Grand Main Event (Las Vegas, NV); (2) SEC Tournament (Nashville, TN)														

STOCKTON'S CAREER STATS

Year	GP-GS	Min-Avg	FG-FGA	Pct	3FG-A	Pct	FT-FTA	Pct	Off-Def-Tot--Avg	PF	FO	Ast	TO	Blk	Stl	Pts	Avg
2014-15	12-0	21-1.8	1-6	.167	1-6	.167	0-0	.000	1-1-2--0.2	3	0	0	1	0	0	3	0.3



Devin Waddell

31

6-5 • 225
 Junior
 Guard/Forward
 Greensboro, N.C.
 (Hargrave Military Academy, VA)

2015-16 (Junior): Awarded a scholarship from coach Bruce Pearl prior to the start of fall semester.

2014-15 (Sophomore): Averaged 0.6 points and 1.2 rebounds ... shot 33.3 percent from the floor, 20 percent from 3-point range and 50 percent from the foul line ... played in 27 games, starting one at center vs. No. 1 Kentucky in the SEC Tournament semifinals ... held Kentucky's Karl-Anthony Towns, the No. 1 pick in the 2015 NBA Draft, to zero field goals in the SEC Tournament semifinals ... 2 points, a career-high 5 rebounds in 27 minutes vs. the Wildcats ... 4 points, 4 rebounds, one assist, a block and drew two charges in 16 minutes vs. Mississippi State in the SEC Tournament ... played 19 minutes vs. LSU in the SEC Tournament quarterfinals ... in four SEC Tournament games, averaged 17.5 minutes per game compared to 5.8 minutes per game for his other 23 games on the season ... hard-nosed defensive player, drew seven charges on the season ... hit his first career shot, a 3-pointer at Colorado as he finished with 3 points, 2 rebounds and a block in 11 minutes ... 2 points at Texas A&M ... 2 points and 2 rebounds in 19 minutes at Texas A&M ... 2 points and a rebound vs. Louisiana ... 1 points and 3 rebounds vs. Coastal Carolina ... 2 rebounds at both Georgia and Clemson.

2013-14 (Freshman): Played in 3 games ... played the final minute at home against South Carolina ... played the final minute against Arkansas-Pine Bluff ... saw his first action of the season against Jacksonville State, playing the final minute ... walked on prior to the season.

HIGH SCHOOL AND PERSONAL DATA: Played as a post-grad at Hargrave Military Academy in Chatham, Va., under coach A.W. Hamilton ... Hargrave went 38-1 and finished the year ranked No. 2 in the country ... played summer league on the 2012 Greater NC Pro-Am Championship team in Durham, N.C. ... graduated from Georgetown Prep in North Bethesda, Md., in 2011 and played under coach Dwayne Bryant ... helped Georgetown to the 2010 Interstate Athletic Conference semifinals ... attended James B. Dudley High School in Greensboro, N.C., as a freshman and sophomore ... helped Dudley to back-to-back conference championships and a state semifinal appearance ... full name is Devin Jovon Waddell ... son of Debra Rouse and Jeff Waddell ... Member of Phi Sigma Pi and Gamma Beta Phi honor societies ... majoring in chemical engineering with a business minor.

Waddell Career Highs

Points 4 vs. Miss. State in SEC Tour. (3-11-15)	Free Throws 2 vs. Miss. State in SEC Tour. (3-11-15)
Rebounds 5 vs. #1 Kentucky in SEC Tour. (3-14-15)	Free Throws Attempted 2 vs. Miss. St. (3-11-15) Coastal Carolina (12-5-14)
Field Goals 1, 6 times, last vs. #1 Kentucky (3-14-15)	Assists 1 vs. Coastal Carolina (12-5-14)
Field Goal Attempts 4 vs. #1 Kentucky in SEC Tour. (3-14-15)	Steals --
3-Point Field Goals 1 at Colorado (11-17-14)	Blocked Shots 1, 4 times, last vs. Miss. State (3-11-15)
3-Point Attempts 3 at Tulsa (11-24-14)	Minutes Played 27 vs. #1 Kentucky in SEC Tour. (3-14-15)



WADDELL'S CAREER STATS

Year	GP-GS	Min-Avg	FG-FGA	Pct	3FG-A	Pct	FT-FTA	Pct	Off-Def-Tot	PF	FO	Ast	TO	Blk	Stl	Pts	Avg
2013-14	3-0	3-1.0	0-0	.000	0-0	.000	0-0	.000	0-0-0--0.0	1	0	0	0	0	0	0	0.0
2014-15	27-1	204-7.6	6-18	.333	1-5	.200	3-6	.500	10-22-32--1.2	32	0	4	1	4	0	16	0.6
TOTAL	30-1	207-6.9	6-18	.333	1-5	.200	3-6	.500	10-22-32--1.1	33	0	4	1	4	0	16	0.5



2013-14 Waddell Game-by-Game

Opponent	Min	FG-A	Pct.	3FG-A	Pct.	FT-A	Pct.	O-D-T	PF	A TO	BK	ST	PTS
Nicholls													
Northwestern State													
Jacksonville State	1	0-0	.000	0-0	.000	0-0	.000	0-0-0	1	0	0	0	0
Murray State													
Tennessee State													
at Iowa State													
(1) Illinois													
Clemson													
Boston College													
Ark.-Pine Bluff	1	0-0	.000	0-0	.000	0-0	.000	0-0-0	0	0	0	0	0
Florida A&M													
at Ole Miss													
Missouri													
at Tennessee													
Florida													
at Mississippi State													
at Arkansas													
Alabama													
Georgia													
at South Carolina													
at LSU													
Kentucky													
Mississippi State													
at Florida													
Vanderbilt													
South Carolina	1	0-0	.000	0-0	.000	0-0	.000	0-0-0	0	0	0	0	0
at Alabama													
Tennessee													
at Texas A&M													
(2) South Carolina													
TOTALS	3	0-0	.000	0-0	.000	0-0	.000	0	1	0	0	0	0

+ Games Started (0 of 3)

(1) Atlanta, GA (Philips Arena); (2) SEC Tournament (Atlanta, GA • Georgia Dome)

2014-15 Waddell Game-by-Game

Opponent	Min	FG-A	Pct.	3FG-A	Pct.	FT-A	Pct.	O-D-T	PF	A TO	BK	ST	PTS
Milwaukee	8	0-0	.000	0-0	.000	0-0	.000	0-0-0	2	0	0	0	0
at Colorado	11	1-11	.000	1-11	.000	0-0	.000	0-2-2	2	0	0	1	3
Louisiana	8	1-11	.000	0-0	.000	0-0	.000	0-1-1	1	0	0	0	2
(1) Tulsa	8	0-0	.000	0-0	.000	0-0	.000	0-0-0	0	0	0	0	0
(1) Oregon State	11	0-0	.000	0-0	.000	0-0	.000	0-2-2	1	0	0	0	0
at Texas Tech	19	1-11	.000	0-0	.000	0-1	.000	0-2-2	4	0	0	0	2
Coastal Carolina	13	0-0	.000	0-0	.000	1-2	.500	0-3-3	3	0	1	0	1
at Clemson	10	0-3	.000	0-0	.000	0-0	.000	2-0-2	3	1	0	0	0
Winthrop	1	0-0	.000	0-0	.000	0-0	.000	0-1-1	0	0	0	0	0
Xavier	1	0-0	.000	0-0	.000	0-0	.000	0-0-0	0	0	0	0	0
Texas Southern													
MTSU													
North Alabama	1	0-0	.000	0-0	.000	0-0	.000	0-0-0	0	0	0	0	0
at Vanderbilt													
Missouri	2	0-0	.000	0-0	.000	0-0	.000	1-0-1	0	0	0	0	0
at Florida	0	0-0	.000	0-0	.000	0-0	.000	0-0-0	0	0	0	0	0
South Carolina													
Mississippi State	2	0-0	.000	0-0	.000	0-0	.000	0-0-0	0	0	0	0	0
at Alabama													
Texas A&M													
at Tennessee													
at LSU	5	0-0	.000	0-0	.000	0-0	.000	0-0-0	1	0	0	1	0
Ole Miss	2	0-0	.000	0-0	.000	0-0	.000	0-0-0	0	0	0	0	0
Arkansas													
at Georgia	9	0-1	.000	0-0	.000	0-0	.000	0-2-2	2	0	0	0	0
Alabama	0	0-0	.000	0-0	.000	0-0	.000	0-0-0	0	0	0	0	0
at Kentucky	2	0-1	.000	0-1	.000	0-0	.000	0-0-0	0	0	0	0	0
LSU	1	0-0	.000	0-0	.000	0-0	.000	1-0-1	0	0	0	0	0
at Texas A&M	8	1-2	.500	0-1	.000	0-0	.000	0-0-0	1	0	0	0	2
at Missouri	7	0-1	.000	0-1	.000	0-0	.000	0-1-1	0	0	0	0	0
Georgia	5	0-0	.000	0-0	.000	0-0	.000	0-1-1	2	0	0	1	0
(2) Miss. State	16	1-11	.000	0-0	.000	2-21	.000	1-3-4	2	1	0	1	4
(2) Texas A&M	8	0-0	.000	0-0	.000	0-0	.000	2-0-2	1	0	0	0	0
(2) LSU	19	0-2	.000	0-0	.000	0-0	.000	1-1-2	3	2	0	0	0
(2) Kentucky+	27	1-4	.250	0-1	.000	0-1	.000	2-3-5	4	0	0	0	2
TOTALS	204	6-18	.333	1-5	.200	3-6	.500	32	32	4	1	4	0

+ Games Started (1 of 27)

(1) MGM Grand Main Event (Las Vegas, NV); (2) SEC Tournament (Nashville, TN)





Jonathan Walker

20

6-3 • 197
Senior
Guard

Madison, Ala.


2015-16 (Senior): Walked-on to the team prior to the season after being a sprinter and long jumper on Auburn's track and field team the previous two years ... a scout team member.

2014-15 (Junior): During the Auburn track and field indoor season, jumped a season-best in the long jump with a mark of 20-11.25/6.38m at the Vanderbilt Indoor Invitational ... competed once in the long jump at the Tiger Track Classic and finished 24th with a distance of 6.10m.

2013-14 (Sophomore): Walked-on to the track team ... ompeted in two meets in the long jump ... finished 15th at the War Eagle Classic in the long jump with a distance of 6.74m.

HIGH SCHOOL AND PERSONAL DATA: Lettered two years in basketball as a junior and senior at Sparkman High School ... led team shooting 50.0 percent from 3-point

range as a senior in 2011-12 under coach Luther Tiggs ... full name is Jonathan Andre Walker ... son of James and Jennifer Walker ... father ran track at Auburn ... has one sister, Jayla ... majoring in economics with a minor in business.





New Williams

44

6-2 • 170

Freshman

Guard

Inglewood, Calif.
(Santa Monica)

2015-16 (Freshman): High-flying athlete ... has a 47-inch vertical jump ... tremendous work ethic and has great discipline ... can play point guard or off the ball ... an outstanding shooter ... terrific on the ball defender ... coming off surgery in June to remove a Cyclops lesion from his knee, a complication of having surgery to repair a torn anterior cruciate ligament during his junior season of high school.

HIGH SCHOOL AND PERSONAL DATA:

Averaged 18 points, 9 rebounds and 6 assists as a senior at Santa Monica High School under coach James Hecht in 2014-15 ... rated as a four-star guard by Scout, 247Sports and Rivals ... tore his ACL in the first game of his junior year, but played in six more games and hurt himself again on a pivot move on Jan. 4, 2014, during a game in the Jordan Take Flight Challenge at Redondo Union High School, had surgery on March 21, 2014, and spent six months recovering, missing

the rest of the season ... four months after the surgery, he scored a perfect 50 on the agility test ... McDonald's All-America nominee ... four-year letterman at Santa Monica High ... averaged 26 points, 8 rebounds and 4 assists as a junior ... full name is Nuwr'iyil Elijah Williams ... nicknamed New ... son of Renard Williams and Shatoune Shepard ... younger sister, Prema Williams, and younger brother, Na'im Muhammad ... wears jersey No. 44 because the real No. 8 is his birth number, the eight of clubs ... in numerology, eight stands for mental focus and that is why he wears No. 44 because it adds up to eight ... also wore No. 44 in high school ... majoring in pre-business ... signed national letter of intent on Nov. 12, 2014.





Bruce Pearl

Head Coach

2nd year at Auburn • 15-20 (.429)

21st year overall • 462-145 (.761)

Bruce Pearl is a proven winner. In 20 seasons as a head coach he has guided his teams to the NCAA Tournament 17 times and the postseason 18 times. And when he's not winning basketball games, he's winning the hearts of a fan base badly wanting a winner.

In his first year at Auburn, Pearl turned a struggling program into a must-see commodity. Season tickets sold out as Auburn Arena was filled to 85.7 percent capacity over the course of 17 home games, drawing 133,033 total fans into Auburn Arena, the third-best total attendance in school history.

Pearl also turned Auburn into a success story off the court as all five seniors that he inherited graduated on time and the program put together a perfect APR score.

On the court Pearl's first club went 15-20 but won the hearts of the Auburn Family fast. The team started out a blistering 9-1 at home and capped off the season with a memorable four-day stay at the SEC Tournament, winning three games for the first time since 1985 and advancing to the tournament semi-finals.

Senior KT Harrell turned in an All-SEC performance throughout the season, finishing the year as the league's leading scorer (18.5 points per game), sixth in the SEC in field goal percentage (.464) and was the SEC leader in 3-point field goal percentage (.445/10th in NCAA) and 3-point field goals made per game (2.8/33rd in NCAA).

Pearl's impact is also continually felt in the community. When he isn't out buying lunch for students on campus or dropping into Auburn marketing classes, he can be found spreading the word of Auburn basketball at Auburn Alumni events throughout the Southeast. And if he isn't there, there is a good chance he is in the stands supporting one of the other Auburn programs.

Pearl and his wife, Brandy, also remain committed to giving back to those in Alabama as the Bruce Pearl Fore the Children Golf Classic has remarkably raised over half a million dollars in its first two years. The mission of Children's Harbor is to help children with serious illness and their families.

The Bruce Pearl Family Foundation in conjunction with L5 Foundation, an organization dedicated to addressing the essential and basic needs of cancer patients, donated \$20,000 to five charities in Knoxville in August 2015 while he accepted a \$10,000 donation to an endowed scholarship in his name to Camp Koinonia, an outdoor program for children with disabilities.

"Bruce Pearl is a great hire for Auburn," ESPN's Jay Bilas said when Pearl was hired on March 18, 2014. "He will bring an energy and enthusiasm to the program that will be contagious, and he's a truly outstanding coach. Pearl has the goods, and he can really sell them too."

Pearl's 20 years of coaching experience covers four stops. He began his head coaching career with a nine-year stay at Southern Indiana, taking the program to the NCAA Tournament each season, going 231-46 (.834) from 1992-2001. From there he made the move to Wisconsin-Milwaukee, taking the Panthers to the NIT once and the NCAA Tournament twice, including a 2005 Sweet 16 appearance. After compiling an 86-38 (.694) record at UW-Milwaukee, Tennessee tabbed him as its leader in 2005 and he responded by taking the program to six straight NCAA Tournament appearances, two Sweet Sixteens (2007, 2008) and the 2010 Elite Eight, which was the most successful six-year run in Volunteers history.

During Pearl's stay at Tennessee, the Volunteers topped the 20-win mark five times and was the SEC's winningest program during his six seasons, winning the 2008 SEC regular season SEC Championship, the

2006, 2008 and 2009 SEC Eastern Division titles and earned the school's first-ever No. 1 national ranking. From 2006-11, Tennessee went 65-31 (.677) in league play, better than every team in the conference during that time period.

Pearl's preferred style of play, a high-scoring, pressure-type scheme, has proven to be very exciting and very successful throughout the years. His teams have led their conference in scoring 16 of the 20 years that he has been a head coach. His Tennessee squads were the SEC's scoring champion in four of his seasons on Rocky Top, averaging 77.4 points per game while allowing 70.5 ppg. At the Division I level, his teams have topped the 100-point mark 15 times, including a high of 124 in 2009 as well as 121 points in the 2007 NCAA Tournament. In his second year as coach at Southern Indiana the team averaged 101.7 ppg. Twice he has coached the league's leading scorer in UW-Milwaukee's Dylan Page in 2004 (20.9 ppg) and Tennessee's Chris Lofton in 2007 (20.8 ppg).

"(Pearl) has taken down a lot of high-flying teams as the coach at Tennessee," ESPN.com's Pat Forde wrote in March 2010. "Playing his Volunteers is hazardous to your ranking."

During Pearl's stay at Tennessee, he attracted outstanding players to Knoxville. Wayne Chism was Pearl's first marquee signee at Tennessee. The Volunteers went 104-38 during Chism's four-year career, and he walked off the court in 2010 as the school's all-time leader in games played and wins. Chism also appeared in more NCAA Tournament games and logged more wins in the "Big Dance" than any Vol in history.

But perhaps more important is the fact that Chism extended a trend that followed Pearl throughout his stay at Tennessee. Every player that played four years for Pearl at Tennessee earned their college degree.

Boasting a .674 winning percentage over 11 Division I seasons, Pearl has done it against some of the toughest schedules in America. At Auburn and Tennessee, he sought out non-conference matchups with the most prominent teams and players on the collegiate landscape.

During his stay at Tennessee the Volunteers defeated Kevin Durant and Texas, Derrick Rose and Memphis, Greg Monroe and Georgetown, Matt Bouldin and Gonzaga, Sherron Collins and Luke Aldrich of Kansas and Ohio State with National Player of the Year Evan Turner. That's in addition to logging SEC wins against future NBA standouts such as Ronnie Brewer, Glen Davis, Joakim Noah, Rajon Rondo and John Wall.

In Pearl's seven years coaching in the SEC, one at Auburn and six at Tennessee, his teams have averaged a phenomenal strength of schedule ranking of 8.1 in the nation by RealTimeRPI.com, including five top six rankings being No. 1 in 2007-08, No. 2 in 2010-11, No. 3 in 2008-09, No. 5 in 2006-07 and No. 6 in 2005-06. Auburn's strength of schedule last season was No. 21 by ESPN.com.

Pearl has the second toughest ranked schedule in the nation in his seven years coaching in the SEC at 8.1, only behind Duke's Mike Krzyzewski (6.4). North Carolina's Roy Williams has the third toughest with an average of 9.3 followed by Georgetown's John Thompson III (16.9), Michigan State's Tom Izzo (18.4) and Louisville's Rick Pitino (19.6).

Pearl's record is 5-5 vs. top 5 teams, including No. 2 Tennessee's 66-62 win at No. 1 Memphis in 2008.

Playing such a difficult schedule led to an average year-end RPI of 17 as well as three top-five seeds in the NCAA Tournament. Twice Tennessee landed in the top 10 in the final national rankings, with a high of No. 5 after logging a school-record 31 wins in 2007-08.

Tennessee's on-court success never came at the expense of academics. Tennessee had 31 SEC Academic Honor Roll selections under Pearl and nine members of the 2006-07 squad earned SEC Academic Honor Roll recognition.

"You can't serve unless you are called upon."

That has been an oft-quoted Pearl mantra throughout his time at Tennessee and has been carried over to Auburn.

An ambassador for the university, Pearl's selfless community service work and generous stewardship made him one of the most influential public figures in the states of Alabama and Tennessee.

He was given the "Spirit of Auburn" Award in the spring of 2015 and was named "Knoxvillian of the Year" by Knoxville Metro Pulse in 2008



and also received the prestigious “Knoxville Award” in 2010. The UT basketball program also earned the UT Men’s Community Outreach Team Award twice in his six seasons.

Pearl realized a lifelong dream in the summer of 2008 when his country called upon him to serve as head coach of Maccabi USA’s open men’s basketball team at the 18th World Maccabiah Games in Israel. He led the American squad to the gold medal for just the third time in 24 years, topping favored Israel in the title game.

The Maccabiah gold marked Pearl’s 16th championship during his head coaching career. In 20 seasons at the collegiate level, his teams have made a remarkable 17 NCAA Tournament appearances and racked up 26 NCAA Tournament wins. Only four times in 20 years has a Pearl-coached team not led its conference in scoring, and his squads have finished either first or second in their respective leagues an astounding 14 times.

Pearl has garnered six National Coach of the Year awards, and his teams have set school records for wins at three different universities (29 at Southern Indiana in 1995, 26 at UW-Milwaukee in 2005 and 31 at Tennessee in 2008). His teams have also won at least 10 games in league play in nine out of his 11 seasons as a Division I head coach.

His NCAA Tournament resume is equally as impressive - as he is one of only seven active head coaches who has led his teams to 10 NCAA Sweet Sixteen appearances. From 2007-2010, Tennessee stood alongside Kansas, Memphis, Michigan State, UNC and Xavier as the only programs in America to reach the Sweet 16 three times.

While Pearl often exults that “it’s all about the players,” some of his most successful pupils direct the praise Pearl’s way.

“When BP first got (to Tennessee), I was just a shooter,” three-time All-America Chris Lofton said. “But by the time I left, he and his staff had made me into a scorer.”

Current Indiana Pacers guard C.J. Watson is one of more than a dozen players Pearl and his staff have developed in NBA contributors.

“Coach Pearl gets all the credit for my success because he turned me into the player I’ve become,” Watson said. “He was the one who got me to

attack the basket and allowed me to play more aggressive.”

During the Pearl era, Tennessee played more than 70 games on national television, and a Volunteer appeared on the cover of Sports Illustrated four times. In addition, Tennessee was featured in an ESPN College GameDay matchup four straight seasons.

“Pearl has done a magnificent job of building confidence and belief in his players - and of selling his program to those closest to it - his own students and fans,” Bilas said.

Pearl’s coaching career began at his alma mater, Boston College, as a student assistant coach to the legendary Dr. Tom Davis. After 14 seasons seated to the right of Davis, the 32-year-old Pearl embarked on his own head coaching career. But Pearl’s first break came during his undergraduate career at BC when Davis offered him a position of student assistant in 1978. In 1981, the Eagles won the Big East Conference championship and reached the Sweet Sixteen of the NCAA Tournament. The following season, BC advanced to the Elite Eight.

When Davis moved on to Stanford in 1982, Pearl joined his staff as an assistant coach and then, at the age of 23, was promoted to associate head coach for the Cardinal. While in Palo Alto, Calif., they ended a streak of 20 consecutive losing seasons with a 19-12 overall record in 1983-84, laying the groundwork for a resurgence in Stanford basketball. During that time, they recruited four players who were drafted by the NBA, including Todd Lichti, who finished his career as Stanford’s all-time leading scorer with 2,336 career points.

After four seasons on the West Coast, Pearl followed Davis to Iowa in 1986. Over the course of the next six seasons, the Hawkeyes received five NCAA Tournament berths while compiling a 129-63 overall record. In 1987, the Hawkeyes recorded a 30-5 mark and advanced to the Elite Eight before falling to UNLV. And in 1988, Pearl was recognized as one of the top Division I assistants in the country by Basketball Weekly while helping direct the Hawkeyes to the Sweet Sixteen.

His six seasons in Iowa City helped produce 11 NBA draft picks for the Hawkeyes, including Brad Lohaus, Kevin Gamble, B.J. Armstrong, Roy

Bruce Pearl's All-time Record

Head Coaching Record

Year	School	Record	Pct.	Conf. (Finish)	Postseason/Notes
1992-93	Southern Indiana	22-7	.759	14-4 (2nd)	NCAA D-II Regional 3rd Place
1993-94	Southern Indiana	28-4	.875	16-2 (Champions)	NCAA D-II Runner-up
1994-95	Southern Indiana	29-4	.879	15-3 (3rd)	NCAA D-II Champions
1995-96	Southern Indiana	25-4	.862	18-2 (Champions)	NCAA D-II Sweet Sixteen
1996-97	Southern Indiana	23-5	.821	16-4 (t-1st)	NCAA D-II First Round
1997-98	Southern Indiana	27-6	.818	16-4 (3rd)	NCAA D-II Sweet Sixteen
1998-99	Southern Indiana	26-6	.813	18-4 (2nd)	NCAA D-II Sweet Sixteen
1999-2000	Southern Indiana	25-6	.806	17-3 (2nd)	NCAA D-II Sweet Sixteen
2000-01	Southern Indiana	26-4	.867	18-2 (Champions)	NCAA D-II First Round
2001-02	Wisconsin-Milwaukee	16-13	.552	11-5 (3rd)	
2002-03	Wisconsin-Milwaukee	24-8	.750	13-3 (2nd)	NCAA First Round
2003-04	Wisconsin-Milwaukee	20-11	.645	13-3 (Champions)	NIT First Round
2004-05	Wisconsin-Milwaukee	26-6	.813	14-2 (Champions)	NCAA Sweet Sixteen
2005-06	Tennessee	22-8	.733	12-4 (1st, Eastern)	NCAA Second Round
2006-07	Tennessee	24-11	.686	10-6 (2nd, Eastern)	NCAA Sweet Sixteen
2007-08	Tennessee	31-5	.862	14-2 (Champions)	NCAA Sweet Sixteen
2008-09	Tennessee	21-13	.618	10-6 (t-1st, Eastern)	NCAA First Round
2009-10	Tennessee	28-9	.757	11-5 (3rd, Eastern)	NCAA Elite Eight
2010-11	Tennessee	19-15	.559	8-8 (5th, Eastern)	NCAA Second Round
2014-15	Auburn	15-20	.429	4-14 (13th)	
Total		477-165	.743	268-86 (.757)	

Head Coaching Totals (20 years): 477-165 (.743)

Southern Indiana (9 years): 231-46 (.834)

Wisconsin-Milwaukee (4 years): 86-38 (.694)

Tennessee (6 years): 145-61 (.704)

Auburn (1 year): 15-20 (.429)



Marble and Acie Earl.

“From the time I met him he was able to get the most out of me as a player,” Lohaus said. “He understood my personality and knew how to motivate me. He believed in me when others did not.

“He still stays in touch, offering his friendship and advice.”

These 14 seasons with Davis provided Pearl a foundation of basketball knowledge that enabled him to move on to a head coach position.

“I feel like I had a great mentor in Dr. Tom Davis,” Pearl said. “If you’re any good at anything, chances are you had somebody pretty good who taught you how to do it. I had the pleasure of being by his side for 14 years. He was a brilliant defensive strategist. He taught me how to press and how to run, but more than anything else, he taught me how to work with young people, how to be patient, how to be disciplined and how to get the most out of them, even more than they ever dreamed they could have.”

Pearl’s first head coaching opportunity came at Southern Indiana, a Division II school located in Evansville, Ind.

Inheriting a team that had won only 10 games the previous season, Pearl’s first squad at USI posted a 22-7 record and advanced to the NCAA Tournament. That first season was a precursor of things to come for the school. Over the next nine seasons, the Screaming Eagles posted a 231-46 (.834) record and won four Great Lakes Valley Conference championships.

They received NCAA Tournament bids in each of Pearl’s nine seasons and advanced to the Sweet Sixteen six times. USI experienced unparalleled postseason success under Pearl’s guidance. The Screaming Eagles won a national championship in 1995 and finished second in 1994. In nine postseason appearances, USI won 16 NCAA Tournament games.

After winning the national championship in 1995, Pearl was named the National Association of Basketball Coaches (NABC) Division II Coach of the Year. Twice (1993 and 1994) he was named the Great Lakes Valley Conference Coach of the Year, and in 2000, he garnered NABC Great Lakes Region Coach of the Year honors.

Late in the 2000 season, Pearl earned his 200th career win, making him the fastest coach in NCAA history to reach the 200-victory mark at one school. Needing just 240 games, Pearl easily broke the record of 250 that had been held by North Carolina State’s Everett Case.

In Pearl’s four years as head coach at UW-Milwaukee, the Panthers won a pair of Horizon League regular-season titles (2004 and 2005) and two Horizon League Tournament championships (2003 and 2005). They advanced to Division I postseason play for the first time in school history, making two NCAA Tournament appearances (2003 and 2005) and receiving an NIT bid (2004).

In 2005, Pearl led the Panthers to the most successful season in school history. In addition to winning regular season and conference tournament titles, UWM made its’ first-ever appearance in the Sweet Sixteen.

Pearl’s 51-13 (.797) record in Horizon League games gave him the best winning percentage of any coach in league history. He became the second-fastest coach to win 300 career games with a 73-56 win over Loyola Jan. 8, 2005.

A native of Boston, Mass., Pearl received his bachelor’s degree in business administration from Boston College in 1982, graduating cum laude. Pearl has two daughters, Jacqui and Leah, and two sons, Steven and Michael. He is married to the former Brandy Miller of Sevierville, Tenn.





PEARL POINTS

- 6 National Coach of the Year Awards
 - 2006 Basketball Times, CBSsportsline, Sporting News National Coach of the Year
 - 2008 SEC Co-Coach of the Year
 - 2008 Rupp Cup Co-winner
 - 2006 & 2008 AP SEC Coach of the Year
- Has advanced to postseason play in 18 of 20 years as a head coach
 - Set single-season wins records at three different schools (29 at Southern Indiana in 1995; 26 at Wisconsin-Milwaukee in 2005; 31 at Tennessee in 2008)
 - Bruce Pearl's teams have led their conference in scoring 16 of the 20 years that he has been a head coach. His squads were the SEC's scoring champion in four of his six seasons at Tennessee, averaging 77.4 ppg while allowing 70.5 ppg.
 - One of just seven active head coaches who has led his teams to at least 10 NCAA Sweet 16 appearances (10 total)
 - In 20 years as a head coach, Bruce Pearl's teams have finished either first or second in conference play 15 times. In six years at Tennessee, he won the SEC East outright or tied for it three times and finished second once. In four years at Milwaukee, he was in the top two all four years (two first-place finishes). In nine years at Southern Indiana, he finished first four times and second three times.
 - Led Tennessee to an average of 25.2 wins per season, an average year-end RPI of 8 and 6 straight NCAA Tournament appearances
 - Reached the NCAA Tournament Elite 8 in 2010 and played in four Sweet 16s in 2005, 2007, 2008 and 2010
 - Reached the NCAA Tournament Sweet 16 or better in four of the last eight years as a head coach
 - Bruce Pearl's 476-163 (.745) overall record is the second-best winning percentage out of the 14 current SEC head coaches.
 - Bruce Pearl's 160-81 (.664) record as a SEC head coach is the second-best winning percentage out of the current SEC head coaches.
 - In Pearl's 7 years coaching in the SEC, he has the 2nd toughest ranked schedule behind only Duke's Mike Krzyzewski. Pearl's average strength of schedule is 8th

while Krzyzewski's is 6th.

- In the 2015 SEC Tournament, Auburn won three games in three days for the first time in 30 years and reached the semifinals for the first time since 2009. The Tigers defeated Mississippi State and two post-season teams Texas A&M (NIT) and LSU (NCAA) before falling to undefeated Kentucky.
- Auburn defeated five NCAA Tournament teams last season: LSU (twice), Xavier, Georgia and Texas Southern
- It took Auburn just three games under Bruce Pearl to score 100 points in a 105-point output against Louisiana, a feat that hadn't been accomplished since 2003 vs. Grambling State, a span of 340 games.
- Auburn sold out of season tickets last season for the first time since 1999-2000 and was ranked second nationally in Div. I average home attendance increase. Auburn's increase of 2,002 is its largest in 15 years. The top four ranked teams in NCAA Div. I average home attendance increase for 2014-15 include North Carolina State at 2795, Auburn 2002, Virginia 1972 and Utah 1790. The other three teams were NCAA Tournament participants.
- Auburn averaged 7,825 in 17 home games this past year at Auburn Arena, the most since the 2001-02 season.
- Auburn ranked third in the SEC in attendance capacity at 87.5 percent in 2014-15.
- Auburn is 5-for-5 in graduating players under Bruce Pearl in Malcolm Canada, Chris Denson, Asaiah Dixon-Tatum, KT Harrell and Allen Payne.
- Last season, Auburn had five SEC First-Year Academic Honor Roll members in Cinmeon Bowers, Patrick Keim, Antoine Mason, K.C. Ross-Miller and Cole Stockton.
- Auburn had a perfect 1000 APR in Bruce Pearl's first season in 2014-15

Hometown.....Boston, Mass.
 High School.....Sharon
 Alma Mater Boston College '82

17 NCAA Tournament Appearances
(26-16)
10 Sweet Sixteens
1 Elite Eight

7 Regular-season conference championships (4 GLVC, 2 Horizon, 1 SEC)

Fastest Active Coaches To 400 Wins

Coach, Current School	Games	Season	Record
Roy Williams, North Carolina	496	15th	400-96
Bruce Pearl, Auburn	509	17th	400-109

SEC's 2nd overall winning % as NCAA head coach

John Calipari	.771	(593-176)
Bruce Pearl	.743	(477-165)
Michael White	.716	(101-40)
Kim Anderson	.708	(283-118)
Mike Anderson	.662	(286-146)
Andy Kennedy	.625	(212-127)
Kevin Stallings	.618	(436-269)

SEC's 2nd overall winning % as a SEC head coach

John Calipari	.833	190-38
Bruce Pearl	.664	160-81
Mike Anderson	.642	86-48
Andy Kennedy	.627	192-114
Johnny Jones	.622	61-37

- #2 ranked schedule strength nationally in Bruce Pearl's 7 SEC seasons**
1. Mike Krzyzewski, Duke 6.4 avg. SOS
 2. **Bruce Pearl, Auburn..... 8.1 avg. SOS**
 3. Roy Williams, N. Carolina..... 9.3 avg. SOS
 4. John Thompson III, Georgetown . 16.9 avg. SOS
 5. Tom Izzo, Michigan State 18.4 avg. SOS
 6. Rick Pitino, Louisville 19.6 avg. SOS





- Pearl led Tennessee to its first-ever No. 1 national ranking after the Vols upset top-ranked Memphis at the FedExForum in February 2008

- On Nov. 17, 2009, Pearl was able to record victory number 100 at Tennessee, the second-fastest UT coach to reach the century mark, as his team defeated UNC-Asheville 124-49. The 124-point total was the most ever scored by Tennessee in a regular season game. Tennessee's 34 assists also set a school record and its 16 3-pointers tied another.

- On Jan. 10, 2010, Tennessee defeated the #1 ranked Kansas in Knoxville, 74-68. This was the first time that Tennessee defeated a #1 ranked team at Thompson-Boling Arena.

- On March 26, 2010, Tennessee advanced to its first Elite 8 in school history with a 76-73 defeat of Ohio State. On March 28, the Volunteers narrowly missed a trip to the Final Four, losing 70-69 to Michigan State in the Midwest Regional Final in St. Louis.

- Tennessee's 65 regular season SEC wins from 2006-07 to 2010-11 were the most in the SEC over that period.

- Tennessee under Coach Pearl won the 2008 SEC Championship with a 14-2 record and finished with the second-best record in the SEC in his first two years at Tennessee. It was Tennessee's first outright SEC Championship in 41 years.

- At the Division I level, Pearl's teams have topped the 100-point mark 15 times, including a high of 124 in 2009 as well as 121 in the 2007 NCAA Tournament. In his second year as a coach at Southern Indiana the team averaged 101.7 ppg.

- Has as coached a league's leading scorer three times:
 KT Harrell, Auburn, 18.5 ppg - 2015
 Dylan Page, UWM, 20.9 ppg - 2004
 Chris Lofton, UT, 20.8 ppg - 2007

- Tennessee won 37 straight home games under Coach Pearl, eclipsing the previous record of 33 from 1966-68.

- Tennessee was ranked in the top five nationally in attendance in each of Coach Pearl's six seasons in Knoxville.

- In 2005-06, Tennessee had the largest increase in attendance in the nation (5,504 per game) to rank fifth nationally with an average of 17,954

- Pearl and his wife, Brandy, also remain committed to giving back to those in Alabama as the Bruce Pearl Fore the Children Golf Classic has remarkably raised over half a million dollars in its first two years. The mission of Children's Harbor is to help children with serious illness and their families.

- Pearl has started **AUTLIVE** at Auburn to benefit cancer patients in the fight to beat cancer. **AUTLIVE** raises the awareness of cancer prevention and detection while t-shirt sales and donations raise money to benefit cancer patients.

He initiated the **OUTLIVE** program in 2009 at Tennessee in recognition of former Vol Chris Lofton, who beat testicular cancer through early diagnosis and treatment and went on to play the entire 2007-08 season while recovering from his battle with the disease.

- The Bruce Pearl Family Foundation in conjunction with L5 Foundation, an organization dedicated to addressing the essential and basic needs of cancer patients, donated \$20,000 to five charities in a ceremony in Knoxville in August 2015. Pearl accepted a \$10,000 donation to an endowed scholarship in his name to Camp Koinonia, an outdoor education program for children with disabilities.

- The Pearl family announced on Feb. 27, 2007, a \$100,000 donation to endow a scholarship in the name of former Tennessee player Dane Bradshaw. The Dane Bradshaw Athletic Scholarship Endowment is awarded to the male or female student-athlete at UT who best epitomizes the characteristics of the 2006-07 senior captain.

- Every Tennessee player who played under Coach for four years graduated

- Tennessee had 31 SEC Academic Honor Roll selections in Coach Pearl's six seasons. Nine members of the basketball team (more than half the squad) earned SEC Academic Honor Roll recognition in 2006-07.

- Pearl took over as head coach of UW-Milwaukee in 2001. In just four seasons, he compiled 86 wins (including a school-record 26 in 2005, and a new Horizon League record for winning percentage) and led Milwaukee to its first NCAA Tournament appearances in 2003 and 2005. Pearl led them to the Horizon League tournament title in both of those years. He also led the school to its first ever NIT bid, as well as

Bruce Pearl has a record of .594 against SEC opponents (79-54)

School	Rec.	School	Rec.
S. Carolina	13-2	Ole Miss	5-3
Georgia	11-4	Arkansas	5-4
Auburn	5-2	Alabama	5-5
Vanderbilt	8-5	Missouri	1-2
Miss. State	6-3	Texas A&M	1-2
LSU	7-4	Kentucky	4-11
Florida	8-6	Tennessee	0-1

its first-ever NCAA D-I postseason victory, in 2004. Milwaukee's 2005 NCAA Tournament run capped the best season in school history, as the Panthers won both the regular season and conference tournament titles, defeating the Detroit Titans in the championship game. Using an intense full-court press, the Panthers scored two upsets in three days over Alabama and Boston College en route to the Sweet Sixteen. The Panthers finished their season 26-6 and were ranked in the coaches' poll at the end of the season for the first time ever (#23). Pearl left UWM after the 2005 season, his fourth, as the Horizon League's leader in all-time winning percentage (51-13, 79.7%).

- In 1992, Pearl got his first head-coaching job, at the University of Southern Indiana. He inherited a Screaming Eagles team that had won just 10 games in the previous season. Pearl posted a 22-7 record in his first season, and led the Eagles to nine straight NCAA D-II tournaments in addition to winning four Great Lakes Valley Conference titles.

- In 1994, USI finished with a 28-4 record en route to a loss in the D-II championship game; in 1995, the Eagles won 29 games and claimed the D-II championship. A team from the GLVC played for the National Championship every year after his first season at USI. Pearl was named the NABC Division II coach of the year after his national championship. He left USI with a 231-46 record over nine years.

- Coach Pearl was the 2009 recipient of the prestigious Knoxville Award, which recognizes individual contribution to the community through encouragement of volunteerism, philanthropy and community involvement.

- Coach Pearl was actively involved in Camp Koinonia, an outdoor education program for children ages 7-22 who have multiple disabilities. Pearl created the Bruce Pearl "Fore the Kids" Golf Tournament to benefit the camp.

- Named the 2008 "Knoxvillian of the



Chuck Person

**Associate Head Coach
2nd year at Auburn**

Twenty-eight years after leading the Tigers to within one game of the NCAA Tournament Final Four in 1986, All-American Chuck Person returned home while spending 26 years in the NBA as a player, assistant coach and front office executive.

The most prolific scorer and third all-time leading rebounder in Auburn Basketball history, Person is in his second season on Bruce Pearl's staff at Auburn. The Brantley, Ala., native was promoted to Associate Head Coach in May 2015 after spending his first season as an assistant coach.

In his first season on Pearl's staff in 2014-15, Person was Auburn's defensive coordinator organizing the game plan for each opponent as the Tigers won five games against eventual NCAA Tournament teams, including eventual Sweet 16 Xavier, beating LSU twice along with Georgia and Texas Southern. Person helped guide senior

All-SEC second-team guard KT Harrell to be-

come only the fifth Auburn player in the 83-year SEC history to lead the league in scoring at 18.5 ppg. Harrell was the first Tiger to lead the SEC in scoring since 1994.

Harrell turned in a memorable senior season in 2014-15 as he broke Chuck Person's Auburn SEC Tournament record with 86 points as the Tigers won three games for only the second time in program history before falling to No. 1 Kentucky in the semifinals.

Harrell finished among the national leaders in three-point field goal percentage (43.4 percent, 10th), total three-pointers made (98, 18th), total points (648, 20th), free throws made (162, 23rd), three-point field goals per game (2.8, 33rd), points per game (18.5, 38th), free throws attempted (199, 44th), three-point field goal attempted (226, 54th), total field goals made (194, 76th) and total field goal attempts (428, 78th).

A force on the recruiting trail, Person helped Auburn land one of the best signing classes in program history in 2015, which included four four-star recruits. The class would be ranked as high as 10th-best in the nation and was graded as an A-minus by ESPN.

His 13-year NBA coaching and executive career along with his second season coaching at Auburn has seen him play and be on the staffs of some of the greatest coaches in the history of basketball in Bruce Pearl at Auburn, Phil Jackson of the Los Angeles Lakers, Gregg Popovich of the San Antonio Spurs, Jack Ramsay of the Portland Trail Blazers and Rick Carlisle of the Indiana Pacers. Person played under Hall of Famer Sonny Smith at Auburn.

Person was also teammates with Hall of Famers David Robinson, Reggie Miller, Moses Malone and Gary Payton as well as future Hall of Famer Tim Duncan of the San Antonio Spurs.

Person was an assistant on the Los Angeles Lakers bench under Jackson when the Lakers won the 2010 NBA Championship. He worked closely with NBA MVP Kobe Bryant on his shooting and defense as well as All-Star Pau Gasol while with the Lakers.

Person was a four-year letterman at Auburn from 1982-86, helping the Tigers to their first three NCAA Tournament appearances in school history (1984, '85, '86), including a trip to the Elite Eight in 1986 and to the Sweet 16 in 1985. He led Auburn to its greatest NCAA Tournament run in history in 1986 by reaching the Elite Eight with wins over Arizona with Sean Elliott and Steve Kerr, No. 1 seed St. John's by outplaying National Player of the Year Walter Berry and Mark Jackson and fourth-seeded UNLV with Armon Gilliam and Freddie Banks.

Person was named SEC Tournament MVP leading Auburn to the 1985 title while becoming the first team in history to win four games in four days.

Person, who played alongside fellow Auburn and NBA greats Charles Barkley and Chris Morris, is the all-time scoring leader in Auburn history

with 2,311 points in 126 games without the 3-point shot averaging 18.3 ppg, sixth all-time in school history. He is also the school record-holder for field goals made (1,017), field goals attempted (1,899) and is third in total rebounds (940).

He holds three Auburn single-season records in scoring (747 in 1984-85), field goals made (334 in 1984-85 and second with 310 in 1985-86) and field goals attempted (614 in 1984-85 and second with 597 in 1985-86).

Person was a two-time All-American (1985, 1986), a three-time All-SEC first-team selection and was selected to ESPN's SEC Silver Anniversary Team. Nicknamed "The Rifleman," he had his No. 45 jersey retired at Auburn on Feb. 18, 2006. He was an alternate for the United States Gold Medal winning 1984 Olympic Team, was the 1985 USA Basketball Male Athlete of the Year and played for in the 1985 World University Games.

Person was the fourth overall pick by the Indiana Pacers in the 1986 NBA Draft, Auburn's highest NBA Draft pick in history along with Chris Morris by the New Jersey Nets in 1988.

Person's 13-year NBA playing career was with five different teams scoring 13,449 points and 4,557 rebounds, averaging 14.7 ppg on 45.8 percent shooting, including 36.2 from 3-point range. In 1987, he was named the NBA Rookie of the Year while averaging 18.8 ppg for the Pacers.

Person would play six years with the Indiana Pacers from 1986-92, two with the Minnesota Timberwolves from 1992-94, three with the San Antonio Spurs from 1994-98 and one each with the Charlotte Hornets in 1998-99 and Seattle SuperSonics in 1999-2000, advancing to the playoffs eight times.

Following his NBA playing career, Person began his career in coaching as an associate to the head coach with the Cleveland Cavaliers from 2001-02 under John Lucas. He worked five years for the Indiana Pacers (2005-07, assistant coach under Rick Carlisle; 2002-05, assistant to the CEO/President of Basketball Operations Donnie Walsh); two years with the Sacramento Kings (2007-09, assistant coach under Reggie Theus); and four seasons Los Angeles Lakers (2009-13, winning the 2010 NBA Championship under Phil Jackson, 2010-13, assistant coach/defensive coordinator; 2009-10 special assistant coach/defensive coordinator).

Prior to joining Pearl's staff at Auburn in April 2014, Person spent the 2013-14 season as an associate head coach for the Jeonju KCC Egis in the Korean Basketball League.

Person is married to the former Carmen Sudderth of Fort Wayne, Ind., and they have six children: Millicent, Tiffany, Niketta, Raven, Jasmine and Chuck Person Jr.; and six grandchildren: Taylor, Audrey, Jaylen, Devynn, Jeffrey and Cameron.





Harris Adler

**Assistant Coach
2nd year at Auburn**

season appearance for the program in 20 years. The 21 wins were also the team's most since 1990.

Adler played a key role in recruiting nine all-Atlantic 10 players, five Atlantic 10 All-Rookie team selections and two Atlantic 10 Student-Athletes of the Year. Two student-athletes received Academic or Scholar All-America recognition.

Prior to La Salle, Adler served for two years as an assistant coach at the University of Pennsylvania under Fran Dunphy. At UPenn, Adler helped the program to an Ivy League Championship and a NCAA Tournament bid in 2003. During his two seasons at UPenn the program went 39-16 (.709). He assisted in the team's recruiting and scouting and also served as the head coach of the UPenn junior varsity squad, compiling a record of 21-7 (.750).

Previously, Adler was an assistant coach at Centenary College (2001-02), helping the team achieve its first winning season in eight years. He began his basketball coaching career as a graduate assistant at Rowan University (1999-01), where he was part of a coaching staff that led the team to the Division III Sweet 16.

Adler has also gained international head coaching experience leading Maccabi USA teams. He served as the head coach for the Maccabi USA team in the European Maccabi Games in Rome in 2007, leading the team to a bronze medal. In 2006 he led the Maccabi USA Team to a gold medal at the inaugural Australia International Maccabi Games in Sydney with a perfect 7-0 record. He was also an assistant coach alongside Pearl for the gold medal-winning Maccabi USA team at the 18th Maccabiah Games in 2009 and the bronze medal-winning Maccabi USA team in 2005.

Adler holds a master's degree in higher education administration from Rowan University and a bachelor's degree in pharmacy from Philadelphia College of Pharmacy and Science. He is also a licensed pharmacist.

He is married to the former Amy Weinstein of Philadelphia, Pa. They have one son, Ryan.

Harris Adler, who coached under Bruce Pearl for the 2009 gold medal winning Maccabi USA Team, is in his second season as an assistant coach at Auburn.

Adler was instrumental in helping Auburn land one of the top recruiting classes in the nation for the 2015-16 season.

Adler spent the previous 10 seasons at La Salle under Dr. John Giannini, managing recruiting, scouting, scheduling and academic progress for the Explorers.

Adler was an instrumental part of La Salle's run to the 2013 Sweet 16 when the team defeated Boise State, Kansas State and Ole Miss during the tournament run. The team also recorded wins over No. 9 Butler, No. 16 VCU and No. 12 Kansas State, finishing third in the Atlantic 10 with 24 wins.

Adler was also a key component to the 2011-12 season in which La Salle won 21 games and reached the NIT, the first post-





Todd Golden

**Assistant Coach
2nd year at Auburn**

Todd Golden is in his second year on Bruce Pearl's staff at Auburn. Golden was elevated to the role of Assistant Coach in May 2015 after spending his first year as the Director of Basketball Operations.

In his new role, Golden will work with the guards while also continuing to be Pearl's point man when it comes to advanced analytics and metrics. He will also handle all scheduling for the program, which boasted the 21st-toughest schedule in the nation during Pearl's first year on the plains.

Golden spent the 2013-14 season as an assistant coach at Columbia, helping the Lions to a 21-13 mark and a spot in the Collegeinsiders.com Tournament. During his one season on the court he worked on Columbia's defense, which held its opponents to 63.3 points per game, second-best in the Ivy League and 31st nationally. Prior to his work on the court he was the Director of Basketball Operations for the 2012-13


season.

Golden played at Saint Mary's, graduating in 2007. While playing for the Gaels they made a pair of trips to the NCAA Tournament, becoming one of just six players in program history to play in the "Big Dance" twice in his career. In his senior year he was second in the nation with a 3.68 assist to turnover ratio and led the West Coast Conference in three's (31) and was second in the league with a .574 three-point field goal percentage. Golden, a lone captain of the 2007-08 squad, finished his career as Saint Mary's all-time leader in free-throw percentage (.852) and ranks eighth with 269 career assists.

After earning his undergraduate degree in Business Administration from Saint Mary's, Golden played two years professionally for Maccabi Haifa in Israel's top division. In 2009 he was co-captain of the USA Open Team, coached by Pearl, that took the gold at the Maccabiah Games.

Golden is married to the former Megan York of San Antonio, Texas. Megan was a four-year volleyball player at Saint Mary's College and was the West Coast Conference Freshman of the Year.





Steven Pearl

Director of Basketball Operations
2nd year at Auburn

Steven Pearl is in his second year on the Auburn coaching staff, his first as the director of basketball operations after spending last year as an assistant strength and conditioning coach.

As the director of operations he is in charge of team travel while also helping plan team practices, working with the team's academics and runs all of the Auburn Basketball camps.

Pearl was a four-year letter-winner for his father, Bruce Pearl, at Tennessee, playing in 101 games from 2007-11. He helped Tennessee to back-to-back SEC East Championships in 2008 and 2009, with the '08 team winning the league by two games over Kentucky and Mississippi State.

He also appeared in the NCAA Tournament each year he was a part of the program with the Volunteers advancing to the Sweet 16 in 2007 and 2008 and the Elite 8 in 2010.

Pearl, who was a three-time member of the SEC Academic Honor Roll, graduated from Tennessee with a degree in Marketing and International Business in December 2010. He has also taken classes towards a graduate degree.

Following graduation, Pearl was a medical sales representative for Stryker Corp for three years before joining the Auburn staff.

Pearl played for West High School in Knoxville, Tenn., where he was an all-state and All-PrepXtra selection by the Knoxville News Sentinel. While in high school he led the U.S. Men's Basketball Team to a gold medal at the 2006 Maccabi Games in Sydney, Australia, an accomplishment he would repeat as a gold medal winner in the 2009 Maccabi Games in Israel.

Pearl is single.





Chad Prewett

**Special Assistant to
the Head Coach
2nd year at Auburn**

Chad Prewett is in his second season as the special assistant to head coach Bruce Pearl after joining the program in June 2014.

Prewett, who came to Auburn following a seven-year run at Lee-Scott Academy in Auburn, handles all of coach Bruce Pearl's speaking engagements and is also the team liaison with various departments on campus, including marketing and media relations.

He is also highly involved in the Auburn Tip-Off Club, which resumed activities in 2014-15 following a two-year break and saw the highest participation in club history.

Prewett joined the staff at Lee-Scott Academy in 2007 as both the boys and girls basketball and track coach. He led the varsity boys basketball team to the 2012 AISA State Championship, a runner-up finish in 2011 and the Final Four in 2009 and 2010.


Over the years the Lee-Scott boys team's went 139-31. On the girls side he led the program to four AISA State Championships (2009, 2011, 2012, 2013), a runner-up finish in 2014 and the Final Four in 2008 and 2010.


Five times he was named the AISA All-Star Game Coach, he was the 2009 AISA Coach of the Year and the OA News Coach of the Year four times (2012 - boys; 2008, 2009, 2011 - girls). He also coached the AISA Track State Champions in 2009, 2010 and 2011.

Prior to his stay at Lee-Scott Prewett was the varsity boys basketball and track coach at Faith Academy in Mobile from 2004-07. He led the boys basketball team to the 2006 AISA State Championship, the 2005 Final Four and was the 2006 AISA All-Star Game Coach and Coach of the Year. He led Faith Academy to a 63-21 record.

Prewett started his coaching career at Escambia Academy. From 1995-2004 he was a coach for the basketball, football, golf and track teams and added the title of Athletics Director from 1998-04. Escambia was awarded the AISA Chairman's Award for Outstanding Program in 1998, 1999 and 2000.

Prewett earned a bachelor's of science from Troy State University in 1994 in health, physical education and recreation and a Master's degree in Foundations of Education in 2000. He and his wife Tonya have three daughters: Madison, Mallory and Mary Mykal.





Jordan VerHulst

Video Coordinator

Jordan VerHulst is in his second season at Auburn after joining the in 2014. He joined the program from Memphis as the Video Coordinator.

VerHulst was the video coordinator at Memphis from 2009-14. There he broke down upcoming opponents and present-

ed coaches and players scouting reports. He also developed software to create plus-minus reports, shot charts and offensive efficiency.

VerHulst graduated Grand Valley State University in 2008 with a bachelor of arts in business management. He then moved to Memphis where he earned his Master's in Sport Management in 2012.

VerHulst was the assistant varsity basketball coach and the eighth grade head coach for Godwin Heights Public Schools from 2007-09. He also spent time as the media/community relations intern with the Grand Rapids Rampage of the Arena Football League in 2008.

VerHulst and his wife, Julie, have a daughter, Kynlee.



Damon Davis

Strength & Conditioning Coach

Damon Davis is in his fourth season as the strength and conditioning coach responsible for the training of men's basketball. In his seventh year at Auburn, he also works with the men's and women's golf teams.

Davis spent the previous four years at Auburn as assistant strength and conditioning coach, the last two with the baseball team.

Davis was an assistant strength and conditioning coach at the University of Iowa from 2004-08, working with baseball, track and field, cross country and softball while assisting all other sports. Prior to that, he was an intern with the Chicago Bulls from 2002-04.

The Petersburg, Ill., native received his bachelor's degree in Exercise Science from Western Illinois in 2003, and is working on his master's degree at Auburn.

Davis is a Certified Strength & Conditioning Specialist with the National Strength and Conditioning Association, is certified by the Collegiate Strength & Conditioning Coaches Association Strength & Conditioning Coach Certified and is certified as a Sports Performance Coach by United States of America Weightlifting.

He is married to the former Yari Schmidt of Rockford, Ill. They have two children, a son, Magnus (8) and a daughter, Nellie Elizabeth (5).



Clark Pearson

Athletic Trainer

Clark Pearson is in his seventh year at Auburn and his first working with coach Bruce Pearl and Auburn Basketball.

Pearson spent the previous six seasons as the head athletic trainer for football, overseeing the care, prevention and rehabilitation of injuries for the football team.

Pearson served as the head football athletic trainer at the University of Wisconsin for four years beginning in 2005. Prior to that, he was Assistant Athletic Trainer at the University of Oklahoma from 1997-2005.

He conducted a two-year research study while at Oklahoma in conjunction with the Gatorade Sports Science Institute -- "Salt Depletion and Cramping in Collegiate Football Players". He served on the 2001 Big 12 Athletic Training Staff of the Year.

At Wisconsin, Pearson completed a Post-Surgical Hamstring Protocol Case Report and conducted the Collegiate Lineman Type II Diabetes Study. He was a participant in the Big Ten/NFL Shoe and Surface Study.

A native of Franklin, Ky., Pearson and his wife, Nancy, have a son, Bradley, and a daughter, Katherine. He earned a bachelor's degree in sports management from the University of Kentucky in 1995, and a master's degree in human relations from Oklahoma in 1997.

He is a member of the National Athletic Trainer's Association, the Southeastern Athletic Trainers' Association and the Alabama Athletic Trainers' Association.



2014-15 Results
15-20 Overall (9-8 Home, 2-10 Away, 4-2 Neutral)

DATE	OPPONENT	SCORE	ATTEND	HIGH POINTS	HIGH REBOUNDS
11/14/14	(1)MILWAUKEE	W 83-73	8114	(20)Harrell,KT	(17)Bowers,Cinmeon
11/17/14	at Colorado	L 59-90	9834	(20)Harrell,KT	(13)Bowers,Cinmeon
11/21/14	(1) LOUISIANA	W 105-80	8120	(24)Harrell,KT	(12)Bowers,Cinmeon
11/24/14	(2) Tulsa	L 35-53	1507	(17)Bowers,Cinmeon	(15)Bowers,Cinmeon
11/26/14	(2) Oregon State	W 71-69	1178	(20)Harrell,KT	(8)Bowers,Cinmeon
12/3/14	(3) at Texas Tech	L 44-46	7040	(17)Harrell,KT	(8)Bowers,Cinmeon
12/5/14	COASTAL CAROLINA	L 54-58	7964	(25)Harrell,KT	(7)Granger, Jordon
12/14/14	at Clemson	L 61-72	7140	(17)Bowers,Cinmeon	(14)Bowers,Cinmeon
12/17/14	WINTHROP	W 80-62	5323	(19)Bowers,Cinmeon	(17)Bowers,Cinmeon
12/20/14	XAVIER	Wo2 89-88	7975	(24)Harrell,KT	(7)Harrell,KT
12/23/14	TEXAS SOUTHERN	W 61-60	7323	(14)Harrell,KT	(15)Bowers,Cinmeon
12/29/14	MIDDLE TENN. ST.	W 64-48	6752	(19)Mason, Antoine	(7)Harrell,KT
1/3/15	NORTH ALABAMA	W 82-61	8169	(25)Harrell,KT	(11)Bowers,Cinmeon
1/6/15	at Vanderbilt	L 52-64	10502	(16)Mason, Antoine	(9)Bowers,Cinmeon
1/10/15	MISSOURI	W 85-79	8365	(20)Bowers,Cinmeon	(14)Bowers,Cinmeon
1/15/15	at Florida	L 55-75	10346	(13)Mason, Antoine	(11)Bowers,Cinmeon
1/17/15	SOUTH CAROLINA	W 71-68	9121(c)	(24)Harrell,KT	(10)Bowers,Cinmeon
1/21/15	MISSISSIPPI STATE	L 71-78	8083	(22)Harrell,KT	(17)Bowers,Cinmeon
1/24/15	at Alabama	L 55-57	15383(c)	(22)Harrell,KT	(8)Bowers,Cinmeon
1/27/15	TEXAS A&M	L 61-71	7184	(16)Mason, Antoine	(8)Bowers,Cinmeon
1/31/15	at Tennessee	L 63-71	18439	(16)Harrell,KT	(8)Bowers,Cinmeon
2/5/15	at LSU	W 81-77	8672	(28)Harrell,KT	(10)Bowers,Cinmeon
2/7/15	OLE MISS	L 79-86	9121(c)	(23)Mason, Antoine	(13)Bowers,Cinmeon
2/10/15	ARKANSAS (#23)	L 87-101	6526	(21)Harrell,KT/Ross-Miller, K.C.	(8)Bowers,Cinmeon
2/14/15	at Georgia	W 69-68	10523(c)	(21)Harrell,KT	(8)Bowers,Cinmeon
2/17/15	ALABAMA	L 68-79	9121(c)	(24)Mason, Antoine	(7)Bowers,Cinmeon
2/21/15	at Kentucky (#1)	L 75-110	23403(c)	(29)Mason, Antoine	(5)Bowers,Cinmeon
2/24/15	LSU	L 61-84	6651	(16)Bowers,Cinmeon	(6)Bowers,Cinmeon
2/28/15	at Texas A&M	L 55-80	9809	(18)Harrell,KT	(4)Reed, Trayvon/Harrell,KT/Thompson,Alex
3/3/15	at Missouri	L 61-63	6619	(24)Harrell,KT	(5)Lang, TJ
3/7/15	GEORGIA	L 61-64	9121(c)	(24)Harrell,KT	(5)Bowers,Cinmeon
3/11/15	(4) Mississippi State	W 74-68	10039	(21)Ross-Miller, K.C.	(7)Ross-Miller, K.C.
3/12/15	(4) Texas A&M	W 66-59	10563	(25)Harrell,KT	(8)Bowers,Cinmeon
3/13/15	(4) LSU	Wot 73-70	18205	(29)Harrell,KT	(10)Bowers,Cinmeon
3/14/15	(4) Kentucky (#1)	L 67-91	19232	(23)Mason, Antoine	(5)Waddell, Devin

(1) MGM Grand Main Event (Auburn, AL)

(2) MGM Grand Main Event (Las Vegas, NV)

(3) Big XII/SEC Challenge (Lubbock, TX)

(4) SEC Tournament (Nashville, Tenn. • Bridgestone Arena)

ATTENDANCE SUMMARY	GAMES	TOTALS	AVG/GAME
HOME	17	133,033	7,825
AWAY	12	137,710	11,476
NEUTRAL	6	48,000	8,000
TOTAL	35	318,743	9,107



2014-15 Game-By-Game Stats
Individual Stats
(Points-Rebounds-Assists)

Opponent	Date	Score	WL	Canada	Harrell	Keim	Reed	Bowers	Ross-Miller	Shamsid-Deen	Mason	Thompson
(1) MILWAUKEE	11/14/14	83-73	W	0-2-1	20-3-0	DNP	DNP	18-17-1	13-2-3	2-0-1	19-1-1	DNP
at Colorado	11/17/14	59-90	L	6-2-1	20-0-0	DNP	DNP	11-13-1	11-3-1	2-0-2	DNP	DNP
(1) LOUISIANA	11/21/14	105-80	W	10-2-6	24-4-2	0-0-0	DNP	20-12-1	8-1-3	21-0-3	DNP	DNP
(2) Tulsa	11/24/14	35-53	L	6-2-1	2-3-1	DNP	DNP	17-15-1	0-0-2	5-2-0	DNP	DNP
(2) Oregon State	11/26/14	71-69	W	11-1-2	20-0-0	DNP	DNP	10-8-0	11-4-2	11-2-1	DNP	DNP
(3) at Texas Tech	12/03/14	44-46	L	2-2-0	17-3-2	DNP	DNP	4-8-1	3-2-1	5-2-1	DNP	DNP
COASTAL CAROLINA	12-05-14	54-58	L	3-1-2	25-4-2	DNP	DNP	1-5-0	6-4-3	8-0-5	DNP	DNP
at Clemson	12/14/14	61-72	L	1-2-0	16-3-1	DNP	0-0-0	17-14-1	5-2-2	6-0-2	14-2-1	DNP
WINTHROP	12/17/14	80-62	W	5-0-5	14-3-1	DNP	2-8-0	19-17-3	2-1-3	7-2-0	13-4-2	8-6-0
XAVIER	12/20/14	89-88	W	15-3-2	24-7-2	DNP	4-5-1	17-6-0	8-3-1	6-4-2	12-3-2	0-2-0
TEXAS SOUTHERN	12/23/14	61-60	W	5-4-4	14-2-1	DNP	2-3-1	13-15-1	11-0-4	0-0-1	13-3-0	3-1-0
MIDDLE TENN. ST	12/29/14	64-48	W	1-2-2	12-7-3	0-0-0	4-3-0	11-6-1	7-3-1	0-0-1	19-1-3	3-3-0
NORTH ALABAMA	01/03/15	82-61	W	8-6-5	25-6-3	0-0-0	2-3-0	20-11-0	2-0-6	DNP	18-4-2	7-3-2
at Vanderbilt	1/06/15	52-64	L	9-4-4	8-2-0	DNP	0-1-0	7-9-1	3-1-0	3-2-3	16-2-2	0-1-0
MISSOURI	1/10/15	85-79	W	10-4-2	14-0-4	DNP	2-2-0	20-14-1	13-3-5	10-0-1	7-2-2	1-1-0
at Florida	1/15/15	55-75	L	2-4-1	8-1-2	DNP	0-2-0	11-11-4	6-1-1	3-3-0	13-1-1	7-3-0
SOUTH CAROLINA	1/17/15	71-68	W	4-5-2	24-3-0	DNP	3-0-0	10-10-1	0-5-3	7-1-0	14-2-0	3-2-0
MISSISSIPPI STATE	1/21/15	71-78	L	6-2-5	22-1-1	DNP	0-2-0	16-17-1	7-2-2	5-0-0	10-3-1	0-0-0
at Alabama	1/24/15	55-57	L	2-0-1	22-3-0	DNP	0-1-0	14-8-1	2-2-1	2-1-1	13-4-1	0-0-0
TEXAS A&M	1/27/15	61-71	L	1-0-2	11-4-1	DNP	0-1-0	14-8-0	6-1-1	5-0-1	16-3-0	1-0-1
at Tennessee	1/31/15	63-71	L	2-4-2	16-6-3	DNP	0-0-0	13-8-0	0-1-1	14-2-3	14-1-1	DNP
at LSU	2/05/15	81-77	W	3-4-1	28-3-1	DNP	0-0-0	16-10-2	3-0-1	0-3-4	24-8-3	DNP
OLE MISS	2/07/15	79-86	L	12-6-1	16-1-2	DNP	0-1-0	11-13-7	2-2-1	13-1-2	23-0-0	DNP
ARKANSAS (#23)	2/10/15	87-101	L	11-5-0	21-1-2	0-2-1	0-3-0	10-8-4	21-2-3	5-1-1	7-1-0	3-2-0
at Georgia	2/14/15	69-68	W	8-2-2	21-2-1	DNP	0-0-0	6-8-0	17-2-1	DNP	9-3-0	0-1-0
ALABAMA	2/17/15	68-79	L	0-4-3	21-4-0	DNP	0-1-0	14-7-2	0-0-5	DNP	24-1-0	DNP
at Kentucky (#1)	2/21/15	75-110	L	5-2-1	17-1-0	0-0-1	2-3-1	6-5-3	9-3-5	DNP	29-3-0	0-1-0
LSU	2/24/15	61-84	L	2-1-0	14-4-3	0-0-0	2-1-0	16-6-2	9-2-5	DNP	6-1-1	3-5-0
at Texas A&M	2/28/15	55-80	L	6-3-1	18-4-4	0-0-1	2-4-0	9-4-3	9-1-0	DNP	DNP	2-4-0
at Missouri	3/3/15	61-63	L	3-3-1	24-3-1	DNP	DNP	8-4-1	4-1-2	DNP	DNP	2-1-0
GEORGIA	3/07/15	61-64	L	4-0-3	24-1-4	DNP	DNP	11-5-1	11-3-3	DNP	DNP	0-3-1
(4) Mississippi State	3/11/15	74-68	W	0-0-2	19-3-1	DNP	DNP	5-6-0	21-7-1	DNP	4-1-0	16-3-0
(4) Texas A&M	3/12/15	66-59	W	7-3-3	25-5-1	DNP	DNP	10-8-0	8-1-4	DNP	5-3-1	1-1-0
(4) LSU	3/13/15	73-70	W	14-5-1	29-4-2	DNP	DNP	7-10-0	4-7-5	DNP	9-1-0	0-0-1
(4) Kentucky (#1)	3/14/15	67-91	L	16-2-0	13-3-1	3-0-0	1-2-0	DNP	8-3-1	DNP	23-4-1	1-0-1

Opponent	Date	Score	WL	Holmes	Lang	Purchase	Granger	Waddell	Stockton
(1) MILWAUKEE	11/14/14	83-73	W	DNP	3-0-0	0-1-0	8-3-2	0-0-0	DNP
at Colorado	11/17/14	59-90	L	DNP	3-1-0	3-1-0	0-5-2	3-2-0	0-0-0
(1) LOUISIANA	11/21/14	105-80	W	3-0-0	3-0-1	0-1-2	14-6-1	2-1-0	0-0-0
(2) Tulsa	11/24/14	35-53	L	DNP	0-1-0	3-1-1	2-3-0	0-0-0	0-1-0
(2) Oregon State	11/26/14	71-69	W	DNP	3-2-0	3-2-0	2-2-0	0-2-0	0-0-0
(3) Texas Tech	12/03/14	44-46	L	DNP	5-2-1	0-2-1	6-5-1	2-2-0	DNP
COASTAL CAROLINA	12-05-14	54-58	L	DNP	1-2-0	0-0-0	9-7-1	1-3-0	DNP
at Clemson	12/14/14	61-72	L	DNP	0-0-0	DNP	2-2-2	0-2-1	DNP
WINTHROP	12/17/14	80-62	W	DNP	0-0-0	DNP	10-4-2	0-1-0	DNP
XAVIER	12/20/14	89-88	W	DNP	DNP	DNP	3-1-1	0-0-0	DNP
TEXAS SOUTHERN	12/23/14	61-60	W	DNP	0-0-0	DNP	0-0-0	DNP	DNP
MIDDLE TENN. ST	12/29/14	64-48	W	DNP	0-0-0	DNP	7-0-0	DNP	0-0-0
NORTH ALABAMA	1/03/15	82-61	W	0-0-0	0-3-2	DNP	0-1-0	0-0-0	0-0-0
at Vanderbilt	1/06/15	52-64	L	DNP	DNP	DNP	6-3-0	DNP	DNP
MISSOURI	1/10/15	85-79	W	DNP	DNP	DNP	8-3-1	0-1-0	DNP
at Florida	1/15/15	55-75	L	DNP	DNP	DNP	5-3-1	0-0-0	DNP
SOUTH CAROLINA	1/17/15	71-68	W	DNP	DNP	DNP	6-5-2	DNP	DNP
MISSISSIPPI STATE	1/21/15	71-78	L	DNP	DNP	DNP	5-6-1	0-0-0	DNP
at Alabama	1/24/15	55-57	L	DNP	DNP	DNP	0-2-1	DNP	DNP
TEXAS A&M	1/27/15	61-71	L	DNP	0-1-0	DNP	7-5-1	DNP	DNP
at Tennessee	1/31/15	63-71	L	DNP	DNP	DNP	4-1-1	DNP	DNP
at LSU	2/05/15	81-77	W	DNP	3-1-0	DNP	4-6-1	0-0-0	DNP
OLE MISS	2/07/15	79-86	L	DNP	0-1-0	DNP	2-4-1	0-0-0	DNP
ARKANSAS (#23)	2/10/15	87-101	L	DNP	9-1-0	DNP	0-3-0	DNP	0-0-0
at Georgia	2/14/15	69-68	W	DNP	0-1-0	DNP	8-6-1	0-2-0	DNP
ALABAMA	2/17/15	68-79	L	DNP	5-2-0	DNP	4-3-2	0-0-0	DNP
at Kentucky (#1)	2/21/15	75-110	L	3-0-0	0-0-0	DNP	4-0-0	0-0-0	0-0-0
LSU	2/24/15	61-84	L	0-0-0	0-0-0	DNP	9-4-3	0-1-0	0-1-0
at Texas A&M	2/28/15	55-80	L	DNP	4-2-0	DNP	0-3-0	2-0-0	3-0-0
at Missouri	3/3/15	61-63	L	DNP	13-5-2	DNP	7-4-3	0-1-0	0-0-0
GEORGIA	3/07/15	61-64	L	DNP	3-2-1	DNP	8-2-0	0-1-0	DNP
(4) Mississippi State	3/11/15	74-68	W	DNP	3-3-3	DNP	2-3-1	4-4-1	DNP
(4) Texas A&M	3/12/15	66-59	W	DNP	5-2-0	DNP	5-7-3	0-2-0	DNP
(4) LSU	3/13/15	73-70	W	DNP	2-1-1	DNP	8-5-0	0-2-2	DNP
(4) Kentucky (#1)	3/14/15	67-91	L	0-0-0	0-2-1	DNP	DNP	2-5-0	0-0-0

(1) MGM Grand Main Event (Auburn, AL); (2) MGM Grand Main Event (Las Vegas, NV); (3) Big XII/SEC Challenge (Lubbock, TX); (4) SEC Tournament (Nashville, Tenn. • Bridgestone Arena)



2014-15 GAME-BY-GAME TEAM STATS

Opponent	Score	FG-FGA	Pct	3FG-3FGA	Pct	FT-FTA	Pct	Rebounds		PF	A	TO	Blk	Stl
								Off-Def-Tot						
Milwaukee	73	30-59	.508	7-21	.333	6-14	.429	9-23-32	28	13	12	5	7	
at Auburn (1)	83	24-52	.462	7-14	.500	28-39	.718	11-24-35	17	9	12	1	6	
Auburn	59	20-69	.290	5-27	.185	14-20	.700	15-16-31	23	7	9	1	6	
at Colorado	90	31-53	.585	5-14	.357	23-29	.793	9-37-46	20	15	12	6	6	
Louisiana	80	28-55	.509	3-15	.200	21-30	.700	10-21-31	22	13	20	1	5	
at Auburn (1)	105	36-66	.545	11-26	.423	22-29	.759	12-24-36	24	19	10	2	10	
Tulsa	53	19-40	.475	9-17	.529	6-11	.545	4-25-29	17	12	20	3	10	
vs. Auburn (2)	35	15-48	.313	2-22	.091	3-6	.500	10-20-30	18	6	23	1	5	
Oregon State	73	26-52	.500	6-19	.316	11-17	.647	10-20-30	25	14	15	4	7	
vs. Auburn (2)	78	21-40	.525	7-17	.412	22-32	.688	4-20-24	20	5	16	1	8	
Auburn	44	17-47	.362	6-19	.316	4-11	.364	10-19-29	26	8	15	1	6	
at Texas Tech (3)	46	14-34	.412	1-9	.111	17-31	.548	8-24-32	14	4	17	6	7	
Coastal Carolina	58	21-61	.344	7-25	.280	9-16	.563	16-25-41	19	9	13	2	10	
at Auburn	54	17-50	.340	11-28	.393	9-19	.474	10-22-32	18	13	15	3	3	
Auburn	61	21-54	.389	7-24	.292	12-19	.632	8-22-30	28	10	18	2	12	
at Clemson	72	22-49	.449	2-14	.143	26-35	.743	10-28-38	19	7	17	7	7	
Winthrop	62	24-70	.343	4-27	.148	10-23	.435	21-26-47	23	9	11	5	7	
at Auburn	80	27-61	.443	7-19	.368	19-34	.559	15-34-49	21	16	11	4	4	
Xavier	88	28-66	.424	8-20	.400	24-27	.889	12-28-40	24	15	16	1	12	
at Auburn (2ot)	89	33-67	.493	5-22	.227	18-29	.621	10-27-37	22	11	16	7	11	
Texas Southern	60	23-55	.418	4-13	.308	10-13	.769	11-26-37	20	12	18	6	12	
at Auburn	61	20-56	.357	6-21	.286	15-23	.652	13-21-34	15	12	15	5	11	
Middle Tennessee State	48	17-42	.405	6-17	.353	8-10	.800	7-17-24	19	11	24	2	10	
at Auburn	64	22-43	.512	6-11	.545	14-24	.583	9-19-28	15	11	17	1	12	
North Alabama	61	25-60	.417	6-19	.316	5-12	.417	10-22-32	22	14	18	3	8	
at Auburn	82	31-65	.477	5-22	.227	15-24	.625	15-28-43	13	20	13	4	10	
Auburn	52	18-59	.305	7-21	.333	9-18	.500	10-17-27	21	10	9	3	10	
at Vanderbilt	64	20-46	.435	4-13	.308	20-25	.800	12-35-47	17	11	19	8	2	
Missouri	79	27-61	.443	10-27	.370	15-20	.750	17-23-40	27	12	14	3	4	
at Auburn	85	25-52	.481	10-19	.526	25-37	.676	11-20-31	22	16	9	3	9	
Auburn	55	16-49	.327	6-18	.333	17-26	.654	11-24-35	17	10	13	2	4	
at Florida	75	28-59	.475	7-18	.389	12-18	.667	11-28-39	20	14	9	4	7	
South Carolina	68	26-52	.500	8-18	.444	8-15	.533	9-25-34	27	12	17	4	3	
at Auburn	71	19-52	.365	7-20	.350	26-33	.788	13-23-36	20	8	13	4	9	
Mississippi State	78	26-56	.464	5-15	.333	21-31	.677	15-29-44	22	11	17	4	10	
at Auburn	71	25-62	.403	8-26	.308	13-23	.565	12-21-33	22	11	12	3	12	
Auburn	55	20-51	.392	3-11	.273	12-15	.800	11-18-29	19	6	12	1	2	
at Alabama	57	20-45	.444	5-18	.278	12-16	.750	10-21-31	19	8	13	8	4	
Texas A&M	71	28-56	.500	6-14	.429	9-17	.529	13-23-36	27	13	8	4	4	
at Auburn	61	15-44	.341	6-21	.286	25-35	.714	11-18-29	18	7	10	6	4	
Auburn	63	20-45	.444	8-18	.444	15-22	.682	11-15-26	23	11	18	2	4	
at Tennessee	71	20-49	.408	5-19	.263	26-31	.839	15-19-34	20	11	13	3	7	
Auburn	81	26-61	.426	9-20	.450	20-27	.741	14-24-38	21	13	14	5	10	
at LSU	77	29-66	.439	4-17	.235	15-23	.652	18-27-45	19	12	15	8	3	
Ole Miss	86	26-45	.578	6-15	.400	28-38	.737	6-28-34	21	15	13	0	7	
at Auburn	79	23-57	.404	10-30	.333	23-34	.676	11-19-30	25	14	8	1	4	
Arkansas (#23)	101	35-65	.538	11-23	.478	20-25	.800	7-26-33	30	23	10	7	10	
at Auburn	87	23-54	.426	10-20	.500	31-40	.775	9-25-34	23	11	17	2	4	
Auburn	69	22-49	.449	7-17	.412	18-25	.720	6-27-33	19	5	12	2	3	
at Georgia	68	23-61	.377	4-19	.211	18-21	.857	13-26-39	21	9	10	4	3	
Alabama	79	27-51	.529	9-21	.429	16-21	.762	9-31-40	19	13	17	4	7	
at Auburn	68	22-56	.393	8-22	.364	16-19	.842	6-20-26	20	12	11	2	7	
Auburn	57	25-60	.417	11-19	.579	14-26	.538	7-15-22	21	11	15	0	6	
at Kentucky (#1)	73	44-68	.647	6-17	.353	16-23	.696	12-32-44	19	25	15	6	7	
LSU	84	37-64	.578	7-21	.333	3-8	.375	12-24-36	16	22	11	4	10	
at Auburn	61	20-53	.377	7-25	.280	14-17	.824	10-19-29	15	14	16	2	4	
Auburn	55	17-48	.354	3-17	.176	18-30	.600	9-21-30	21	9	9	4	4	
at Texas A&M	80	27-58	.466	7-22	.318	19-29	.655	15-29-44	24	19	9	3	4	
Auburn	61	21-51	.412	9-26	.346	10-14	.714	8-17-25	13	10	9	3	6	
at Missouri	63	24-54	.444	8-18	.444	7-10	.700	12-22-34	16	9	11	3	6	



2014-15 GAME-BY-GAME TEAM STATS (cont.)

Opponent	Score	FG-FGA	Pct	3FG-3FGA	Pct	FT-FTA	Pct	Rebounds		PF	A	TO	Blk	Stl
								Off	Def-Tot					
Georgia	64	20-40	.500	5-10	.500	19-21	.905	4	30	21	12	17	3	4
at Auburn	61	21-51	.412	9-29	.310	10-18	.556	5	15	18	13	9	4	8
Auburn	74	22-48	.458	8-15	.533	22-34	.647	10	24	18	9	17	3	5
vs. Mississippi State (4)	68	26-52	.500	1-12	.083	15-19	.789	5	22	24	14	16	4	8
Auburn	66	17-50	.340	8-25	.320	24-38	.632	8	27	22	12	10	2	10
vs. Texas A&M (4)	59	20-47	.426	5-19	.263	14-21	.667	5	33	27	10	19	3	8
Auburn	73	21-56	.375	7-16	.438	24-36	.667	12	27	27	12	12	2	7
vs. LSU (ot)	(4) 70	19-53	.358	7-17	.412	25-44	.568	18	28	26	11	17	8	5
Auburn	67	18-54	.333	6-20	.300	25-34	.735	9	16	23	5	7	0	2
vs. Kentucky (#1)	(4) 91	27-48	.563	7-14	.500	30-35	.857	7	32	26	17	10	7	4

- (1) MGM Grand Main Event (Auburn, AL)
 (2) MGM Grand Main Event (Las Vegas, NV)
 (3) Big XII/SEC Challenge (Lubbock, TX)
 (4) SEC Tournament (Nashville, Tenn. • Bridgestone Arena)



2013-14 STARTING LINEUPS

Date	Opponent	W-L	Forward	Forward/Guard	Guard	Guard	Guard
11-14 (1)	Milwaukee	W	Bowers	Granger	Harrell	Mason	Shamsid-Deen
11-17	at Colorado	L	Bowers	Granger	Harrell	Ross-Miller	Shamsid-Deen
11-21 (1)	Louisiana	W	Bowers	Granger	Harrell	Ross-Miller	Shamsid-Deen
11-24 (2)	Tulsa	L	Bowers	Granger	Harrell	Ross-Miller	Shamsid-Deen
11-26 (2)	Oregon State	W	Bowers	Granger	Harrell	Ross-Miller	Shamsid-Deen
12-3 (3)	at Texas Tech	L	Bowers	Granger	Harrell	Ross-Miller	Shamsid-Deen
12-5	Coastal Carolina	L	Bowers	Granger	Harrell	Ross-Miller	Shamsid-Deen
12-14	at Clemson	L	Bowers	Granger	Harrell	Ross-Miller	Shamsid-Deen
12-17	Winthrop	W	Bowers	Granger	Harrell	Mason	Shamsid-Deen
12-20	Xavier (2ot)	W	Bowers	Granger	Harrell	Mason	Shamsid-Deen
12-23	Texas Southern	W	Bowers	Granger	Harrell	Mason	Shamsid-Deen
12-29	Middle Tenn. St.	W	Bowers	Granger	Harrell	Mason	Ross-Miller
1-3	North Alabama	W	Bowers	Granger	Harrell	Mason	Ross-Miller
1-6	at Vanderbilt	L	Bowers	Canada (g)	Harrell	Mason	Ross-Miller
1-10	Missouri	W	Bowers	Granger	Harrell	Mason	Ross-Miller
1-15	at Florida	L	Bowers	Granger	Harrell	Mason	Ross-Miller
1-17	South Carolina	W	Bowers	Granger	Harrell	Mason	Ross-Miller
1-21	Mississippi State	L	Bowers	Granger	Harrell	Mason	Ross-Miller
1-24	at Alabama	L	Bowers	Granger	Harrell	Mason	Ross-Miller
1-27	Texas A&M	L	Bowers	Granger	Harrell	Mason	Ross-Miller
1-31	at Tennessee	L	Bowers	Granger	Harrell	Mason	Shamsid-Deen
2-5	at LSU	W	Bowers	Granger	Harrell	Mason	Shamsid-Deen
2-7	Ole Miss	L	Bowers	Granger	Harrell	Mason	Shamsid-Deen
2-10	Arkansas	L	Bowers	Granger	Harrell	Mason	Shamsid-Deen
2-14	at Georgia	W	Bowers	Granger	Harrell	Lang	Ross-Miller
2-17	Alabama	L	Bowers	Granger	Harrell	Mason	Ross-Miller
2-21	at Kentucky (#1)	L	Bowers	Granger	Harrell	Mason	Ross-Miller
2-24	LSU	L	Bowers	Granger	Harrell	Mason	Ross-Miller
2-28	at Texas A&M	L	Bowers	Granger	Harrell	Lang	Ross-Miller
3-3	at Missouri	L	Bowers	Granger	Harrell	Lang	Ross-Miller
3-7	Georgia	L	Bowers	Granger	Harrell	Canada	Ross-Miller
3-11 (4)	Miss. State	W	Bowers	Granger	Harrell	Lang	Ross-Miller
3-12 (4)	Texas A&M	W	Bowers	Granger	Harrell	Lang	Ross-Miller
3-13 (4)	LSU (ot)	W	Bowers	Granger	Harrell	Lang	Ross-Miller
3-14 (4)	Kentucky (#1)	L	Waddell	Canada (g)	Harrell	Mason	Ross-Miller

STARTING LINEUPS

(Bowers, Granger, Harrell, Mason, Shamsid-Deen) 5-3 (.625)
 (Bowers, Granger, Harrell, Lang, Ross-Miller) 4-2 (.667)
 (Bowers, Granger, Harrell, Ross-Miller, Shamsid-Deen)..... 2-5 (.400)
 (Bowers, Granger, Harrell, Mason, Ross-Miller) 4-7 (.364)
 (Bowers, Canada, Harrell, Mason, Ross-Miller) 0-1 (.000)
 (Waddell, Canada, Harrell, Mason, Ross-Miller) 0-1 (.000)

AUBURN'S RECORD WHEN STARTS

KT Harrell..... 15-20 (.429)
 TJ Lang 4-2 (.667)
 Tahj Shamsid-Deen..... 7-8 (.467)
 Jordon Granger..... 15-18 (.455)
 Cinmeon Bowers..... 15-19 (.441)
 Antoine Mason..... 9-12 (.429)
 K.C. Ross-Miller..... 10-17 (.370)
 Malcolm Canada 0-3 (.000)
 Devin Waddell..... 0-1 (.000)

MARGIN OF VICTORY/DEFEAT

	1	2	3	4	5	6	7	8	9	10-15	16-19	20-24	25-29	30+
Wins	3	1	2	1		2	1			1	2	1	1	
Losses		3	1	1			2	2	1	3	1	3	1	2



• Game 6 •

Texas Tech 46, Auburn 44
December 3, 2014
United Supermarkets Arena
Lubbock, Texas

Devauntah Williams hit a runner in the lane with 2.2 seconds left to give host Texas Tech a 46-44 win over Auburn in the SEC/Big 12 Challenge at United Supermarkets Arena in Lubbock. Auburn fell to 3-3 with the loss while Texas Tech improved to 5-1. KT Harrell tried to carry Auburn's offense, scoring a game-high 17 points and hitting three 3-pointers in the loss. Cinmeon Bowers was held to just four points but the SEC's rebounding leader did manage to grab eight rebounds in the loss. Auburn held a 10-point lead, 20-10, with 7:37 left in the first half but saw Texas Tech cut the lead to a single point, 24-23, going into halftime. Texas Tech then scored the first six points of the second half in a contest that would be tied six times and see the lead change four times. Norense Odiase finished with 15 points and 7 rebounds for Texas Tech while Toddrick Gotcher had 12 points, including 7 from the free throw line. Williams finished with 4 points, all in the final minute, as

Stat table for Game 6 listing players like KT Harrell, Cinmeon Bowers, K.C. Ross-Miller, Tahj Shamsid-Deen, Jordon Granger, Malcolm Canada, TJ Lang, Jack Purchase, Devin Waddell and Team totals.

Team 1, Totals 17-47 6-19 4-11 29 26 44 8 15 1 6 200

FG% 1st Half: 9-24 .375, 2nd Half: 8-23 .348, Game: 17-47 .362; 3FG% 1st Half: 5-14 .357, 2nd Half: 1-5 .200, Game: 6-19 .316; FT% 1st Half: 1-3 .333, 2nd Half: 3-8 .375, Game: 4-11 .364; Deadball Rebounds: 3.

Stat table for Game 6 listing Texas Tech players like Ryan Anderson, Devauntah Williams, Randy Onwuasor, Zach Smith, Robert Turner, Norense Odiase, Isaih Manderson, Justin Gray, Keenan Evans, Toddrick Gotcher, Clark Lammert and Team totals.

Team 4, Totals 14-34 1-9 17-31 32 14 46 4 17 6 7 200

FG%: 1st Half: 7-18 .389, 2nd Half: 7-16 .438, Game: 14-34 .412; 3FG% 1st Half: 1-6 .167, 2nd Half: 0-3 .000, Game: 1-9 .111; FT 1st Half: 8-16 .500, 2nd Half: 9-15 .600, Game: 17-31 .548; Deadball Rebounds: 7.

SCORE BY PERIODS table with columns for 1, 2, F and rows for Auburn (3-3) and Boston College (5-1).

OFFICIALS-- Rick Hartzell, Patrick Adams, Kipp Kissinger
TECHNICAL FOULS-- Auburn-None. Texas Tech-None.
ATTENDANCE-- 7,040

• Game 7 •

Coastal Carolina 58, Auburn 54
December 5, 2014
Auburn Arena
Auburn, Ala.

Auburn fell to Coastal Carolina, 58-54, Friday night at Auburn Arena. With the loss the Tigers drop to 3-4 on the season, while Coastal Carolina moves to 6-2. Senior guard KT Harrell led the Tigers with a career-night beyond the arc, shooting 7-of-8 from 3-point range and finishing with a season-high 25 points. Junior Jordon Granger scored a career-high 9 points and grabbed a team-high 7 rebounds to go along with two blocks. Coastal Carolina was led by Josh Cameron (22 points, rebounds), Warren Gillis (15 points) and Shivaughn Wiggins (11 points). Badou Diagne added 7 points and 9 rebounds. Auburn built as large as a 14-point lead in the first half at 19-5 and led by as many as 11 just over halfway through the second half at 46-35. Coastal Carolina took its first lead of the game, 51-50, on a Cameron layup with 3:17 remaining and never allowed Auburn to reclaim it.

Stat table for Game 7 listing Coastal Carolina players like Tristan Curtis, Badou Diagne, Warren Gillis, Shivaughn Wiggins, Elijah Wilson, Josh Cameron, Michel Enanga, Colton Ray-St Cyr, Marcus Freeman and Team totals.

FG% 1st Half: 8-31 .258, 2nd Half: 13-30 .433, Game: 21-61 .344; 3FG% 1st Half: 3-12 .250, 2nd Half: 4-13 .308, Game: 7-25 .280; FT % 1st Half: 4-5 .800, 2nd Half: 5-11 .455, Game: 9-16 .563; Deadball Rebounds: 6.

Stat table for Game 7 listing Auburn players like Allen Payne, Cinmeon Bowers, Jordon Granger, KT Harrell, KC Ross-Miller, Tahj Shamsid-Deen, Malcolm Canada, TJ Lang, Jack Purchase, Devin Waddell and Team totals.

FG% 1st Half: 10-22 .455, 2nd Half: 7-28 .250, Game: 17-50 .340; 3FG% 1st Half: 7-14 .500, 2nd Half: 4-14 .286, Game: 11-28 .393; FT% 1st Half: 0-3 .000, 2nd Half: 9-16 .563, Game: 9-19 .474; Deadball Rebounds: 8,3.

SCORE BY PERIODS table with columns for 1, 2, F and rows for Rhode Island (6-2) and Auburn (3-4).

OFFICIALS-- Joe Lindsay, Lamar Simpson, Keith Kimble
TECHNICAL FOULS-- Coastal Carolina-None. Auburn-None.
ATTENDANCE-- 7,964

• Game 8 •

Clemson 72, Auburn 61
December 14, 2014
Littlejohn Coliseum
Clemson, S.C.

Antoine Mason returned from an ankle injury to score 14 points and Cinmeon Bowers collected his fifth double-double of the season but it wasn't enough for Auburn, which fell at Clemson, 72-61. The loss was the third straight for Auburn (3-5) while it was a third straight win over an SEC team for Clemson (6-3). Clemson led by as many as 12 in the first half but a four-point play by Tahj Shamsid-Deen just under a minute into the second half cut the lead to two, 29-27. Clemson then went on an 11-2 run to stretch the lead to 40-29 with 16:08 left in the contest. Auburn would not go away, getting as close as four points, 62-58, with 2:56 left but Clemson was able to score 10 of the final 13 points for the win. Bowers had 10 points and 5 rebounds in the first half en route to his 17-point, 14-rebound performance, leading the team in both categories. Has also had a team-high three steals. KT Harrell scored 16 points on 6-for-12 shooting for Auburn. Rod Hall led all scorers with 20 points while Damarcus Harrison added 19 points and Jaron Blossomgame had 12 points and 10 rebounds. Clemson also recorded seven blocks to two by Auburn. Auburn finished with a season-high 12 steals, 10 of which came in the second half.

Stat table for Game 8 listing Auburn players like Cinmeon Bowers, Jordon Granger, KT Harrell, KC Ross-Miller, Tahj Shamsid-Deen, Malcolm Canada, Trayvon Reed, Antoine Mason, TJ Lang, Devin Waddell and Team totals.

Team 3, Totals 21-54 7-24 12-19 30 28 61 10 18 2 12 200

FG%: 1st Half: 8-32 .250, 2nd Half: 13-22 .591, Game: 21-54 .389; 3FG% 1st Half: 3-13 .231, 2nd Half: 4-11 .364, Game: 7-24 .292; FT% 1st Half: 4-5 .800, 2nd Half: 8-14 .571, Game: 12-19 .632; Deadball Rebounds: 4.

Stat table for Game 8 listing Clemson players like Jaron Blossomgame, Donte Grantham, Landry Nnoko, Rod Hall, Damarcus Harrison, Austin Ajukwa, Gabe DeVoe, Jordan Roper, Josh Smith, Sidy Djitte and Team totals.

Team 5, Totals 22-49 2-14 26-35 38 19 72 7 17 7 7 200

FG%: 1st Half: 11-26 .423, 2nd Half: 11-23 .478, Game: 22-49 .449; 3FG% 1st Half: 1-10 .100, 2nd Half: 1-4 .250, Game: 2-14 .143; FT% 1st Half: 6-10 .600, 2nd Half: 20-25 .800, Game: 26-35 .743; Deadball Rebounds: 4.

SCORE BY PERIODS table with columns for 1, 2, F and rows for Auburn (2-5) and Clemson (6-3).

OFFICIALS-- Les Jones, Michael Roberts, Joe Lindsay
TECHNICAL FOULS-- Auburn-Cinmeon, Antoine. Clemson-None.
ATTENDANCE-- 7,140



• Game 18 •

Mississippi State 78, Auburn 71
January 21, 2015
Auburn Arena
Auburn, Ala.

Mississippi State beat the Tigers 78-71 after building an 18-point second-half lead that the Tigers cut to 2 with two minutes remaining. Auburn scored just one field goal in the final 8:18 of the first half, and scored just one point in the final 7:49. Auburn's uneven first half allowed State to lead 31-22 at the half. The Bulldogs stretched it to 42-27 three minutes into the second half. Auburn cut an 18-point lead in half to make it 52-43 with under 12 minutes to play, then staged a big comeback in the final minutes that fell short. I.J. Ready led four Bulldogs in double-figures with 18 points. Auburn guard Tahj Shamsid-Deen, who had been playing with a hurt shoulder, dislocated his other shoulder in the second half. Auburn's Cinmeon Bowers recorded his 12th double-double of the season, but the Tigers still lost for just the second time in 10 home games. Auburn fell to 10-8 overall and 2-3 in the Southeastern Conference. Mississippi State improved to 9-9 overall and 2-3 in the league. Bowers had 16 points and 17 rebounds. KT Harrell led the Tigers with 22 points. It was Harrell's 3-pointer with 2:03 left that had Auburn with a basket.

Table with 11 columns: Player, FG, 3FG, FT, R, F, TP, A, T, B, S, M. Rows include Gavin Ware, Roquez Johnson, IJ Ready, Travis Daniels, Craig Sword, Fred Thomas, Demetrius Houston, Trivante Bloodman, Fallou Ndoye, Oliver Black, Team, and Totals.

FG% 1st Half: 12-28 .429, 2nd Half: 14-28 .500, Game: 26-56 .464
3FG% 1st Half: 2-7 .286, 2nd Half: 3-8 .375, Game: 5-15 .333
FT% 1st Half: 5-12 .417, 2nd Half: 16-19 .842, Game: 21-31 .677
Deadball Rebounds 4.

Table with 11 columns: Player, FG, 3FG, FT, R, F, TP, A, T, B, S, M. Rows include Cinmeon Bowers, Jordon Granger, Jordon Harrell, K.C. Ross-Miller, Antoine Mason, Malcolm Canada, Trayvon Reed, Tahj Shamsid-Deen, Alex Thompson, Devin Waddell, Team, and Totals.

FG% 1st Half: 7-26 .269, 2nd Half: 18-36 .500, Game: 25-62 .403
FG% 1st Half: 3-11 .273, 2nd Half: 5-15 .333, Game: 8-26 .308
FT% 1st Half: 5-10 .500, 2nd Half: 8-13 .615, Game: 13-23 .565
Deadball Rebounds 6.

SCORE BY PERIODS table with columns 1, 2, F and rows for Mississippi (9-9, 2-3) and Auburn (10-8, 2-3).

OFFICIALS: Doug Shows, Jim Burr, Kipp Kisinger
TECHNICAL FOULS: Mississippi State-None. Auburn-None.
ATTENDANCE: 8,083

• Game 19 •

Alabama 57, Auburn 55
January 24, 2015
Coleman Coliseum
Tuscaloosa, Ala.

Auburn's best road game of the season came up six seconds short at Coleman Coliseum in Tuscaloosa. Rodney Cooper's tip-in in the closing moments gave Alabama a 57-55 victory, though Auburn coach Bruce Pearl said the Tigers played its best game of the season away from home. Alabama improved to 13-6 overall and 3-3 in the Southeastern Conference. Auburn fell to 10-9 overall and 2-4 in the league. The Tigers are 1-7 away from Auburn Arena. Auburn overcame a two-point halftime deficit to take a nine-point lead, at 44-35, with 10 minutes left on breakaways by KT Harrell. But Alabama came back after Ricky Tarrant was disqualified after committing his second technical foul with eight minutes left. Auburn scored 11 points in the final 10 minutes, six points in the final 7½. Alabama scored 16 in the final 7½. Harrell tied it for Auburn with just over a minute left, and did it again with 40 seconds left. But Alabama kept coming back. The Tigers' last shot at victory was a play designed for Tahj Shamsid-Deen. But a screen was set up too late, and Shamsid-Deen had to take an off-balance shot that missed at the buzzer. Harrell, Cinmeon Bowers and Antoine Mason combined for 49 of Auburn's 55 points. Harrell led the way with 22 points. Auburn shot 32 percent. Alabama shot 38 percent.

Table with 11 columns: Player, FG, 3FG, FT, R, F, TP, A, T, B, S, M. Rows include Cinmeon Bowers, Jordon Granger, KT Harrell, K.C. Ross-Miller, Antoine Mason, Malcolm Canada, Trayvon Reed, Tahj Shamsid-Deen, Alex Thompson, Team, and Totals.

FG% 1st Half: 9-28 .321, 2nd Half: 11-23 .478, Game: 20-51 .392
3FG% 1st Half: 3-9 .333, 2nd Half: 0-2 .000, Game: 3-11 .273
FT% 1st Half: 2-2 1.000, 2nd Half: 10-13 .769, Game: 12-15 .800
Deadball Rebounds 2.

Table with 11 columns: Player, FG, 3FG, FT, R, F, TP, A, T, B, S, M. Rows include Riley Norris, Jimmie Taylor, Ricky Tarrant, Levi Randolph, Rodney Cooper, Michael Kessens, Justin Coleman, Shannon Hale, Retin Obasohan, Team, and Totals.

FG% 1st Half: 8-21 .381, 2nd Half: 12-24 .500, Game: 20-45 .444
3FG% 1st Half: 3-8 .375, 2nd Half: 2-10 .200, Game: 5-18 .278
FT% 1st Half: 6-8 .750, 2nd Half: 6-8 .750, Game: 12-16 .750

SCORE BY PERIODS table with columns 1, 2, F and rows for Auburn (10-9, 2-4) and Alabama (13-6, 3-3).

OFFICIALS: Pat Adams, Kevin Fehr, John Hampton
TECHNICAL FOULS: Auburn-Granger, Jordon. Alabama-Tarrant, Ricky 2.
ATTENDANCE: 15,383 (c)

• Game 20 •

Texas A&M 71, Auburn 61
January 27, 2015
Auburn Arena
Auburn, Ala.

Texas A&M beat Auburn 71-61 in Auburn Arena, after Auburn lost the battle underneath and lost guard Tahj Shamsid-Deen to a recurring shoulder injury that knocked him out of the game in the first half. Texas A&M won the rebounding battle 36-29 and outscored the Tigers 42-14 in the paint. Texas A&M improved to 14-5 overall and 5-2 in the SEC. Auburn dropped to 10-10 overall and 2-5 in the league. Antoine Mason led the Tigers with 16 points. Texas A&M jumped to an 8-0 lead, and led 15-4 as the game turned into an old-fashioned 3-point shooting contest. Texas A&M led Auburn 23-20 when eight of the 16 total made shots were 3-pointers. The Tigers got to within 2 on several occasions, but missed their last three shots of the half and trailed 34-27 at the break. But the Aggies were unrelenting in the second half, mixing 3-pointers with dunks due to their height advantage at every position.

Table with 11 columns: Player, FG, 3FG, FT, R, F, TP, A, T, B, S, M. Rows include Jalen Jones, Kourtney Roberson, Jordan Green, Alex Caruso, Danuel House, Alex Robinson, Tavario Miller, Tony Trocha-Morelos, Peyton Allen, Antwan Space, Team, and Totals.

Team 8
Totals 28-56 6-14 9-17 36 27 71 13 8 4 4 200

FG% 1st Half: 14-26 .538, 2nd Half: 14-30 .467, Game: 28-55 .500;
3FG% 1st Half: 4-9 .444, 2nd Half: 2-5 .400, Game: 6-13 .429;
FT% 1st Half: 2-3 .667, 2nd Half: 7-14 .500, Game: 9-17 .529;
Deadball Rebounds: 5.

Table with 11 columns: Player, FG, 3FG, FT, R, F, TP, A, T, B, S, M. Rows include Cinmeon Bowers, Jordon Granger, KT Harrell, KC Ross-Miller, Antoine Mason, Malcolm Canada, Trayvon Reed, Tahj Shamsid-Deen, Alex Thompson, TJ Lang, Team, and Totals.

Team 6
Totals 15-44 6-21 25-35 29 18 61 7 10 6 4 200

FG% 1st Half: 7-19 .368, 2nd Half: 8-25 .320, Game: 15-44 .341;
3FG% 1st Half: 4-10 .400, 2nd Half: 2-11 .182, Game: 6-21 .286;
FT% 1st Half: 9-16 .563, 2nd Half: 16-19 .842, Game: 25-35 .714;
Deadball Rebounds: 5.

SCORE BY PERIODS table with columns 1, 2, F and rows for Texas A&M (14-5, 5-2) and Auburn (10-10, 2-5).

OFFICIALS-- Anthony Jordan, Glenn Tuitt, Brian Shey
TECHNICAL FOULS-- Texas A&M-Trocha-Morelos, Tonny. Auburn-Bowers, Cinmeon.
ATTENDANCE--7,184



• Game 27 •

#1 Kentucky 110, Auburn 75
February 21, 2015
Rupp Arena
Lexington, Ky.

Kentucky took care of the Tigers easily with a 110-75 win in Rupp Arena. Kentucky started the game with a 30-4 lead. The nation's No. 1 and only unbeaten team extended the best start in the school's storied basketball history to a 27-0 record in front of 23,403 mostly adoring fans. There were some bright spots for the Tigers during the game. Antoine Mason scored a career-high 29 points, the most scored against Kentucky by a player to that point in the season. KT Harrell added 17. Auburn scored the second-most points against Kentucky this season, and still lost by 35. Kentucky shot 65 percent, outscored Auburn 62-24 in the paint and had a 44-22 rebounding edge. Auburn trailed 52-26 at the half, but scored the first six points of the second half. John Calipari improved his record in Rupp Arena to 100-4. The Wildcats improved to 27-0 overall and 14-0 in the Southeastern Conference. Auburn fell to 12-15 overall and 4-10 in the league.

Table with 12 columns: Player, FG, 3FG, FT, R, F, TP, A, T, B, S, M. Rows include Cinmeon Bowers, Jordan Granger, KT Harrell, K.C. Ross-Miller, Antoine Mason, Malcolm Canada, Patrick Keim, Trayvon Reed, Alex Thompson, C.J. Holmes, TJ Lang, Devin Waddell, Cole Stockton, and Team totals.

FG% 1st Half: 9-29 .310, 2nd Half: 16-31 .516, Game: 25-60 .417; 3FG% 1st Half: 3-7 .429, 2nd Half: 8-12 .667, Game: 11-19 .579; FT% 1st Half: 5-11 .455, 2nd Half: 9-15 .600, Game: 14-26 .538; Deadball Rebounds: 8.

Table with 12 columns: Player, FG, 3FG, FT, R, F, TP, A, T, B, S, M. Rows include Karl-Anthony Towns, Willie Cauley-Stein, Trey Lyles, Aaron Harrison, Andrew Harrison, Marcus Lee, Devin Booker, Tyler Ulis, Sam Malone, Tod Lanter, EJ Floreal, Dominique Hawkins, Brian Long, Derek Willis, Dakari Johnson, and Team totals.

FG% 1st Half: 21-34 .618, 2nd Half: 23-34 .676, Game: 44-68 .647; 3FG% 1st Half: 3-8 .375, 2nd Half: 3-9 .333, Game: 6-17 .353; FT% 1st Half: 7-9 .778, 2nd Half: 9-14 .643, Game: 16-23 .696; Deadball Rebounds: 4.

SCORE BY PERIODS table with columns 1, 2, F and rows for Auburn (12-15, 4-10) and Kentucky (27-0, 14-0).

OFFICIALS-- Joe Lindsay, Antinio Petty, Tony Henderson
TECHNICAL FOULS--Auburn-None. Kentucky-None.
ATTENDANCE-- 23,403 (c)

• Game 28 •

LSU 84, Auburn 61
February 24, 2015
Auburn Arena
Auburn, Ala.

LSU beat Auburn 84-61 to avenge a 81-77 loss to the Auburn in Baton Rouge earlier that month. Hot-shooting LSU hit 58 percent of its shots. A 15-0 LSU run in the second half made it 64-46 with less than 12 minutes. LSU improved to 20-8 overall and 9-6 in the Southeastern Conference. Auburn fell to 12-16 overall and 4-11 in the league. Cinmeon Bowers led Auburn with 16 points and six rebounds. LSU had better luck against Auburn's top two scorers in the rematch. KT Harrell, who averaged 20.7 points in his previous six games, scored six points in the first half. He finished with 14. Mason, who had averaged 19.3 over the last six games, had four points at the half. He finished with six. Harrell and Mason combined for 52 points in Auburn's win in Baton Rouge. They combined for 20 in Auburn. LSU outscored Auburn 52-18 in the paint and outrebounded the Tigers 36-29. Jarell Martin led LSU with 25 points and 12 rebounds, leading three other Bengal Tigers in double-figure scoring.

Table with 12 columns: Player, FG, 3FG, FT, R, F, TP, A, T, B, S, M. Rows include Jarell Martin, Jordan Mickey, Keith Hornsby, Jalyn Patterson, Tim Quarterman, Elbert Robinson III, Josh Gray, Henry Shortess, Brian Bridgewater, Aaron Epps, Darcy Malone, John Odo, Brandon Eddlestone, and Team totals.

FG% 1st Half: 19-35 .543, 2nd Half: 18-29 .621, Game: 37-64 .578; 3FG% 1st Half: 3-10 .300, 2nd Half: 4-11 .364, Game: 7-21 .333; FT% 1st Half: 0-3 .000, 2nd Half: 3-5 .600, Game: 3-8 .375; Deadball Rebounds 1,1.

Table with 12 columns: Player, FG, 3FG, FT, R, F, TP, A, T, B, S, M. Rows include Cinmeon Bowers, Jordan Granger, KT Harrell, KC Ross-Miller, Antoine Mason, Malcolm Canada, Patrick Keim, Trayvon Reed, Alex Thompson, C.J. Holmes, TJ Lang, Devin Waddell, Cole Stockton, and Team totals.

FG% 1st Half: 13-28 .464, 2nd Half: 7-25 .280, Game: 20-53 .377; 3FG% 1st Half: 3-13 .231, 2nd Half: 4-12 .333, Game: 7-25 .280; FT% 1st Half: 5-5 1.000, 2nd Half: 9-12 .750, Game: 14-17 .824; Deadball Rebounds 1.

SCORE BY PERIODS table with columns 1, 2, F and rows for Auburn (9-18, 3-11) and LSU (20-8, 9-6).

OFFICIALS: James Breeding, Michael Stephens, Ron Groover
TECHNICAL FOULS: LSU-None. Auburn-None.
ATTENDANCE: 6,651

• Game 29 •

Texas A&M 80, Auburn 55
February 28, 2015
Reed Arena
College Station, Texas

Auburn played with a heavy heart and without one of its key players and the combination proved to be another stumbling block for the short-handed Tigers. Texas A&M beat Auburn 80-55 in College Station as the Tigers played without Antoine Mason, who was in New York when his father, former NBA standout Anthony Mason, died after suffering a heart attack the month before. Auburn players and coaches wore black ribbons in support of Antoine Mason and in the memory of his father. Texas A&M improved to 20-8 overall and 11-5 in the Southeastern Conference. Auburn fell to 12-17 overall and 4-12 in the league.

Table with 12 columns: Player, FG, 3FG, FT, R, F, TP, A, T, B, S, M. Rows include KT Harrell, Cinmeon Bowers, K.C. Ross-Miller, TJ Lang, Jordan Granger, Malcolm Canada, Patrick Keim, Trayvon Reed, Alex Thompson, Devin Waddell, Cole Stockton, and Team totals.

FG% 1st Half:8-25 .320, 2nd Half: 9-23 .391, Game: 17-48 .354; 3FG% 1st Half: 1-8 .125, 2nd Half: 2-9 .222, Game: 3-17 .176; FT% 1st Half:11-18 .611, 2nd Half:7-12 .583, Game:18-30 .600; Deadball Rebounds 4.

Table with 12 columns: Player, FG, 3FG, FT, R, F, TP, A, T, B, S, M. Rows include Jordan Green, Jalen Jones, Kourtney Roberson, Alex Caruso, Danuel House, Avery Johnson, Alex Robinson, Tavarion Miller, Tony Trocha-Morelos, Davonte Fitzgerald, Peyton Allen, Antwan Space, Kyle Dobbins, Dylan Johns, and Team totals.

FG% 1st Half:12-32 .375, 2nd Half: 15-26 .577, Game: 27-58 .466; 3FG% 1st Half: 2-14 .143, 2nd Half:5-8 .625, Game: 7-22 .318; FT% 1st Half: 10-15 .667, 2nd Half: 9-14 .643, Game: 19-29 .655; Deadball Rebounds 5,1.

SCORE BY PERIODS table with columns 1, 2, F and rows for Auburn (12-17, 4-12) and Texas A&M (20-8, 11-5).

OFFICIALS: Gerry Pollard, Kevin Fehr, Byron Jarrett
TECHNICAL FOULS: Auburn-None. Texas A&M-None.
ATTENDANCE: 9,809



Game 33

Auburn 66, Texas A&M 59
March 12, 2015

SEC Tournament Second Round
Bridgestone Arena • Nashville, Tenn.

Auburn basketball team surprised on Thursday in the Southeastern Conference Tournament, blasting through a second half with clutch shooting and a shutdown defense to beat Texas A&M 66-59 in Bridgestone Arena. The Tigers had trouble scoring in the first half, trailing 33-23 at the break. But Auburn stole all of the momentum, the basketball and likely A&M's chance to make the NCAA Tournament with a defense that held the Aggies to two field goals in the first 18 minutes of the second half. Auburn broke loose with a 16-1 run out of the halftime break riding the hot hand of SEC leading scorer KT Harrell, who scored 25. The Tigers took over, forcing 19 turnovers and hitting eight 3-pointers. Taller Texas A&M had beaten the Tigers by 10 in Auburn, and by 25 in College Station. Auburn found the neutral court of Bridgestone Arena more to its liking. Sure, A&M managed a 38-35 rebounding edge, but the Aggies had outrebounded Auburn by a total of 21 rebounds in their first two meetings. Only Cinmeon Bowers, with 10 points, joined Harrell in double figures Thursday. But eight players scored and all 10 who played had at least one rebound. Harrell hit four 3-pointers, and his three free throws with eight minutes left gave Auburn a 53-43 lead, at a time when Auburn was in the process of outscoring Aggies 30-10 in the second half.

Statistical table for Game 33 showing FG, 3FG, FT, R, F, TP, A, T, B, S, M for Auburn and Texas A&M players.

FG% 1st Half: 7-25 .280, 2nd Half: 10-25 .400, Game: 17-50 .340; 3FG% 1st Half: 3-12 .250, 2nd Half: 5-13 .385, Game: 8-25 .320; FT 1st Half: 6-10 .600, 2nd Half: 18-28 .643, Game: 24-38 .632; Deadball Rebounds 6.

Statistical table for Game 33 showing FG, 3FG, FT, R, F, TP, A, T, B, S, M for Texas A&M players.

FG% 1st Half: 13-24 .542, 2nd Half: 7-23 .304, Game: 20-47 .426; 3FG% 1st Half: 5-9 .556, 2nd Half: 0-10 .000, Game: 5-19 .263; FT% 1st Half: 2-2 1.00, 2nd Half: 12-19 .632, Game: 14-21 .667; Deadball Rebounds 2.

SCORE BY PERIODS table for Game 33.

OFFICIALS: Anthony Jordan, Olandis Poole, Kevin Fehr
TECHNICAL FOULS: Auburn-Bowers, Cinmeon. Texas A&M-None.
ATTENDANCE: 10,563

Game 34

Auburn 82, LSU 70 (ot)
March 13, 2015

SEC Tournament Quarterfinals
Bridgestone Arena • Nashville, Tenn.

Bruce Pearl's plan for Auburn's dramatic 73-70 overtime win over LSU in the Southeastern Conference Tournament went something like this: Call timeout with six seconds left in regulation, run a play to free KT Harrell for one last shot, tell him to hit the 3-pointer just before the buzzer to force overtime, win the game in the extra period. Harrell hit the 3-pointer to give Auburn the go-ahead win, officially with two seconds left on his way to 29 points. He scored all 11 of Auburn's points in the final 2½ minutes of regulation. He scored four of Auburn's nine points in overtime. The game was tense before Harrell's dramatics. LSU led 28-24 at halftime, but Jordon Granger hit two 3-pointers coming out allowing Auburn to stay close, at 34-32, with 16 minutes remaining. A Harrell 3-pointer made it a 2-point game again, at 37-35, with 15 minutes left. Harrell played on, but Granger's game was just about over. He was ejected for throwing a punch at Jordan Mickey. Both Granger and Mickey received technicals on the play and, after free throws, LSU was up 44-38 with 13:48 remaining. Then, like in the win over Texas A&M, Auburn was suddenly a player, tied at 48-48. But LSU didn't go away, going up by eight points with only two minutes and 45 seconds remaining. Auburn began the game with cold shooting for the second straight game, and that was demonstrated when LSU's Keith Hornsby and Auburn each had 14 points as the first half meandered along. Auburn was down to 22 percent shooting at one point. But the Tigers were a different team down the stretch.

Statistical table for Game 34 showing FG, 3FG, FT, R, F, TP, A, T, B, S, M for Auburn and LSU players.

FG% 1st Half: 9-30 .300, 2nd Half: 10-20 .500, OT: 2-6 .333, Game: 21-56 .375; 3FG% 1st Half: 1-7 .143, 2nd Half: 6-9 .667, OT: 0-0 .000, Game: 7-16 .438; FT % 1st Half: 5-7 .714, 2nd Half: 14-21 .667, OT: 5-8 .625, Game: 24-36 .667; Deadball Rebounds 7.

Statistical table for Game 34 showing FG, 3FG, FT, R, F, TP, A, T, B, S, M for LSU players.

FG% 1st Half: 8-23 .348, 2nd Half: 9-22 .409, OT: 2-8 .250, Game: 19-53 .358; 3FG% 1st Half: 3-7 .429, 2nd Half: 3-7 .429, OT: 1-3 .333, Game: 7-17 .421; FT% 1st Half: 9-18 .500, 2nd Half: 15-24 .625, OT: 1-2 .500, Game: 25-44 .568; Deadball Rebounds 8.

SCORE BY PERIODS table for Game 34.

OFFICIALS: Antinio Petty, Lee Cassell, Tim Gattis
TECHNICAL FOULS: Auburn-None. LSU-Mickey, Jordan.
ATTENDANCE: 18,205

Game 35

#1 Kentucky 91, Auburn 67
March 14, 2015

SEC Tournament Semifinals
Bridgestone Arena • Nashville, Tenn.

Auburn finished with a 15-20 record, helped with the late-season rally that saw the Tigers win games in the tournament against three higher-seeded teams. Antoine Mason led Auburn with 23 points Saturday, giving him 52 against the mighty Wildcats in two games this season. It wasn't an easy season. The Tigers went 4-14 in the SEC in the regular season, only to almost match that league win total with wins over Mississippi State, Texas A&M and LSU in three days here. Auburn started its last game without three players who combined for 82 starts this season: Granger, Bowers and Tahj Shamsid-Deen, who left the season after the fourth SEC game for shoulder surgery. Still, Auburn stayed closer to the Wildcats than in their first meeting, a 110-75 Kentucky win in Lexington. Auburn had a tough time in the first half Saturday. The Wildcats led 47-29 at the half Saturday. Auburn's trouble with the taller Wildcats was the same, however. Harrell, the SEC leading scorer who hit the game-tying 3-pointer that forced overtime in Friday's win over LSU, had trouble getting free in the first half against giant Kentucky. He finished with 13. Canada scored 16.

Statistical table for Game 35 showing FG, 3FG, FT, R, F, TP, A, T, B, S, M for Auburn and Kentucky players.

FG% 1st Half: 7-25 .280, 2nd Half: 11-29 .379, Game: 18-54 .333; 3FG% 1st Half: 1-11 .091, 2nd Half: 5-9 .556, Game: 6-20 .300; FT% 1st Half: 14-17 .824, 2nd Half: 11-17 .647, Game: 25-34 .735; Deadball Rebounds 3,1.

Statistical table for Game 35 showing FG, 3FG, FT, R, F, TP, A, T, B, S, M for Kentucky players.

FG% 1st Half: 15-26 .577, 2nd Half: 12-22 .545, Game: 27-48 .563; 3FG% 1st Half: 4-9 .444, 2nd Half: 3-5 .600, Game: 7-14 .500; FT% 1st Half: 13-15 .867, 2nd Half: 17-20 .850, Game: 30-35 .857; Deadball Rebounds 2,1.

SCORE BY PERIODS table for Game 35.

OFFICIALS: Doug Shows, Mike Nance, Olandis Poole
TECHNICAL FOULS: Auburn-Reed, Trayvon. Kentucky-Ulis, Tyler.
ATTENDANCE: 19,232



FINAL 2014-15 SEC STANDINGS

	SEC	PCT.	ALL	PCT.	POSTSEASON		SEC	PCT.	ALL	PCT.	POSTSEASON
Kentucky^%	18-0	1.000	38-1	.974	NCAA	Florida	8-10	.444	16-17	.485	
Arkansas	13-5	.722	27-9	.750	NCAA	Alabama	8-10	.444	19-15	.543	NIT
Georgia	11-7	.611	21-12	.636	NCAA	Tennessee	7-11	.389	16-16	.500	
LSU	11-7	.611	22-11	.667	NCAA	South Carolina	6-12	.333	17-16	.515	
Texas A&M	11-7	.611	21-12	.636	NIT	Mississippi State	6-12	.333	13-19	.407	
Ole Miss	11-7	.611	21-13	.618	NCAA	Auburn	4-14	.222	15-20	.429	
Vanderbilt	9-9	.500	21-14	.600	NIT	Missouri	3-15	.167	9-23	.281	

^ SEC Champion; % SEC Tournament Champion

Team Statistics

SCORING OFFENSE				3-POINT FG PERCENTAGE				BLOCKS			
TEAM	G	PTS	AVG	TEAM	3FGM	3FGA	PCT	TEAM	G	NO	AVG
1. Arkansas	36	2787	77.4	1. Vanderbilt	255	651	.392	1. Kentucky	39	268	6.87
2. Kentucky	39	2900	74.4	2. Arkansas	238	681	.349	2. LSU	33	204	6.18
3. LSU	33	2423	73.4	3. Kentucky	203	582	.349	3. Vanderbilt	35	186	5.31
4. Ole Miss	34	2475	72.8	4. Texas A&M	181	520	.348	4. Arkansas	36	168	4.67
5. Vanderbilt	35	2472	70.6	5. Auburn	252	727	.347	5. Georgia	33	151	4.58
6. Georgia	33	2250	68.2	6. Georgia	184	538	.342	6. South Carolina	33	133	4.03
7. Auburn	35	2378	67.9	7. LSU	189	558	.339	7. Ole Miss	34	128	3.76
8. Texas A&M	33	2236	67.8	8. Ole Miss	220	662	.332	8. Alabama	34	125	3.68
9. Alabama	34	2280	67.1	9. Tennessee	194	586	.331	9. Florida	33	118	3.58
10. South Carolina	33	2146	65.0	10. Missouri	196	596	.329	10. Tennessee	32	108	3.38
11. Florida	33	2101	63.7	11. Florida	218	674	.323	11. Texas A&M	33	97	2.94
12. Tennessee	32	2025	63.3	12. Alabama	221	697	.317	12. Missouri	32	90	2.81
13. Mississippi State	32	1977	61.8	13. Mississippi State	133	434	.306	Mississippi State	32	90	2.81
14. Missouri	32	1935	60.5	14. South Carolina	180	599	.301	14. Auburn	35	89	2.54

SCORING DEFENSE				3-POINT FG PERCENTAGE DEFENSE				STEALS			
TEAM	G	PTS	AVG.	TEAM	3FGM	3FGA	PCT	TEAM	G	NO	AVG
1. Kentucky	39	2118	54.3	1. Kentucky	175	646	.271	1. Tennessee	32	247	7.72
2. Florida	33	1982	60.1	2. LSU	185	599	.309	2. Arkansas	36	277	7.69
3. South Carolina	33	2046	62.0	3. Texas A&M	232	749	.310	3. LSU	33	240	7.27
4. Texas A&M	33	2077	62.9	4. Georgia	207	665	.311	4. Florida	33	228	6.91
5. Mississippi State	32	2032	63.5	5. South Carolina	196	617	.318	5. Auburn	35	238	6.80
6. Alabama	34	2180	64.1	6. Alabama	215	663	.324	6. Ole Miss	34	225	6.62
7. Tennessee	32	2055	64.2	7. Florida	170	519	.328	7. Kentucky	39	253	6.49
8. Vanderbilt	35	2252	64.3	8. Mississippi State	210	641	.328	8. Alabama	34	219	6.44
9. Georgia	33	2124	64.4	9. Auburn	205	617	.332	9. Mississippi State	32	205	6.41
10. LSU	33	2233	67.7	10. Vanderbilt	216	637	.339	10. South Carolina	33	208	6.30
11. Missouri	32	2173	67.9	11. Missouri	206	601	.343	11. Texas A&M	33	186	5.64
12. Ole Miss	34	2326	68.4	12. Arkansas	223	634	.352	12. Missouri	32	179	5.59
13. Arkansas	36	2525	70.1	13. Ole Miss	270	755	.358	13. Georgia	33	183	5.55
14. Auburn	35	2523	72.1	14. Tennessee	244	661	.369	14. Vanderbilt	35	168	4.80

FIELD GOAL PERCENTAGE				3-POINT FIELD GOALS PER GAME				TURNOVER MARGIN			
TEAM	FGM	FGA	PCT	TEAM	G	NO	AVG	TEAM	TO	Caused	Margin
1. Vanderbilt	838	1775	.472	1. Vanderbilt	35	255	7.29	1. Arkansas	11.9	15.8	+3.8
2. Kentucky	1006	2150	.468	2. Auburn	35	252	7.20	2. Kentucky	10.5	13.7	+3.2
3. LSU	892	1962	.455	3. Arkansas	36	238	6.61	3. Tennessee	12.1	13.9	+1.8
4. Texas A&M	805	1777	.453	4. Florida	33	218	6.61	4. Auburn	12.9	14.7	+1.7
5. Arkansas	978	2196	.445	5. Alabama	34	221	6.50	5. Ole Miss	11.1	12.6	+1.5
6. Alabama	760	1724	.441	6. Ole Miss	34	220	6.47	6. Florida	12.4	13.7	+1.3
7. Florida	766	1763	.434	7. Missouri	32	196	6.13	7. South Carolina	12.8	13.8	+1.0
8. Georgia	747	1730	.432	8. Tennessee	32	194	6.06	8. Alabama	12.0	12.2	+0.2
9. Mississippi State	669	1557	.430	9. LSU	33	189	5.73	9. Texas A&M	12.4	12.5	+0.1
10. Tennessee	725	1706	.425	10. Georgia	33	184	5.58	10. LSU	14.4	13.6	-0.8
11. Ole Miss	848	2003	.423	11. Texas A&M	33	181	5.48	11. Vanderbilt	12.9	11.6	-1.3
12. Auburn	760	1880	.404	12. South Carolina	33	180	5.45	12. Georgia	12.7	11.0	-1.7
13. South Carolina	735	1819	.404	13. Kentucky	39	203	5.21	13. Missouri	13.0	11.0	-2.0
14. Missouri	683	1694	.403	14. Mississippi State	32	133	4.16	14. Mississippi State	14.8	12.1	-2.7

FIELD GOAL PERCENTAGE DEFENSE				FREE THROW PERCENTAGE				REBOUND MARGIN					
TEAM	FGM	FGA	PCT	TEAM	FTM	FTA	PCT	TEAM	REB	AVG	OPPAVG	Mar.	
1. Kentucky	750	2116	.354	1. Ole Miss	559	723	.773	1. Kentucky	1482	38.0	1215	31.2	+6.8
2. South Carolina	658	1699	.387	2. South Carolina	496	673	.737	2. Texas A&M	1197	36.3	1045	31.7	+4.6
3. Georgia	733	1883	.389	3. Kentucky	685	943	.726	3. Georgia	1260	38.2	1117	33.8	+4.3
4. LSU	824	2052	.402	4. Arkansas	593	819	.724	4. Mississippi State	1099	34.3	1017	31.8	+2.6
5. Texas A&M	703	1750	.402	5. Alabama	539	752	.717	5. Ole Miss	1284	37.8	1197	35.2	+2.6
6. Ole Miss	762	1885	.404	6. Vanderbilt	541	764	.708	6. LSU	1294	39.2	1219	36.9	+2.3
7. Vanderbilt	789	1941	.406	7. Mississippi State	506	727	.696	7. South Carolina	1178	35.7	1103	33.4	+2.3
8. Florida	673	1648	.408	8. Georgia	572	826	.692	8. Vanderbilt	1184	33.8	1119	32.0	+1.9
9. Alabama	735	1790	.411	9. Tennessee	381	551	.691	9. Tennessee	1040	32.5	996	31.1	+1.4
10. Mississippi State	713	1713	.416	10. LSU	450	658	.684	10. Florida	1095	33.2	1058	32.1	+1.1
11. Arkansas	869	2031	.428	11. Missouri	373	560	.666	11. Arkansas	1290	35.8	1281	35.6	+0.2
12. Missouri	726	1691	.429	12. Auburn	606	910	.666	12. Alabama	1122	33.0	1137	33.4	-0.4
13. Tennessee	673	1533	.439	13. Texas A&M	445	676	.658	13. Missouri	1050	32.8	1130	35.3	-2.5
14. Auburn	887	1892	.469	14. Florida	351	553	.635	14. Auburn	1104	31.5	1297	37.1	-5.5



Individual Statistics

SCORING

PLAYER, TEAM	G	FG	3FG	FT	PTS	AVG
1. KT Harrell, AU	35	194	98	162	648	18.5
2. Bobby Portis, AR	36	250	14	115	629	17.5
3. Jarell Martin, LSU	33	202	14	140	558	16.9
4. Stefan Moody, UM	34	168	78	149	563	16.6
5. Josh Richardson, UT	32	184	46	99	513	16.0
6. Michael Qualls, AR	36	180	55	158	573	15.9
7. Jordan Mickey, LSU	31	191	1	95	478	15.4
8. Levi Randolph, UA	34	169	39	146	523	15.4
9. Danuel House, AM	26	125	62	72	384	14.8
10. Damian Jones, VU	35	186	1	133	506	14.5
11. Jalen Jones, AM	31	148	12	118	426	13.7
12. Keith Hornsby, LSU	33	156	72	58	442	13.4
13. Dorian Finney-Smith, UF	28	137	49	44	367	13.1
14. Marcus Thornton, UG	31	135	9	103	382	12.3
15. Riley LaChance, VU	35	147	66	69	429	12.3

REBOUNDING

PLAYER, TEAM	G	OFF	DEF	TOT	AVG.
1. Jordan Mickey, LSU	31	99	209	308	9.9
2. Cinmeon Bowers, AU	34	123	203	326	9.6
3. Jarell Martin, LSU	33	98	207	305	9.2
4. Bobby Portis, AR	36	133	188	321	8.9
5. Marcus Thornton, UG	31	53	173	226	7.3
6. Johnathan Williams, MO	32	78	150	228	7.1
7. Gavin Ware, MS	30	62	150	212	7.1
8. Armani Moore, UT	32	91	125	216	6.8
9. Karl-Anthony Towns, UK	39	92	169	261	6.7
10. Jalen Jones, AM	31	59	147	206	6.6
11. Damian Jones, VU	35	76	151	227	6.5
12. Kourtney Roberson, AM	33	81	132	213	6.5
13. Willie Cauley-Stein, UK	39	89	162	251	6.4
14. Dorian Finney-Smith, UF	28	73	101	174	6.2
15. James Siakam, VU	34	91	110	201	5.9

FIELD GOAL PERCENTAGE

(Min. 5.0 made per game)

PLAYER, TEAM	G	FGM	FGA	PCT
1. Damian Jones, VU	35	186	331	.562
2. Bobby Portis, AR	36	250	466	.536
3. Jarell Martin, LSU	33	202	397	.509
4. Jordan Mickey, LSU	31	191	379	.504
5. Josh Richardson, UT	32	184	399	.461
6. KT Harrell, AU	35	194	428	.453
7. Michael Qualls, AR	36	180	413	.436

3-POINT FIELD GOAL PERCENTAGE

(Min. 2.0 made pg)

PLAYER, TEAM	G	FGM	FGA	PCT
1. KT Harrell, AU	35	98	226	.434
2. Matthew Fisher-Davis, VU	34	71	177	.401
3. Danuel House, AM	26	62	155	.400
4. Keith Hornsby, LSU	33	72	183	.393
5. Michael Frazier, UF	26	57	150	.380
6. Stefan Moody, UM	34	78	222	.351

3-POINT FIELD GOALS PER GAME

PLAYER, TEAM	G	3FGM	AVG
1. KT Harrell, AU	35	98	2.80
2. Danuel House, AM	26	62	2.38
3. Stefan Moody, UM	34	78	2.29
4. Michael Frazier, UF	26	57	2.19
5. Keith Hornsby, LSU	33	72	2.18
6. Matthew Fisher-Davis, VU	34	71	2.09
7. Riley LaChance, VU	35	66	1.89
8. Duane Notice, SC	33	61	1.85
9. Kenny Gaines, UG	31	56	1.81
10. Anthlon Bell, AR	36	65	1.81

FREE THROW PERCENTAGE

PLAYER, TEAM	G	FTM	FTA	PCT
1. Stefan Moody, UM	34	149	165	.903
2. Rashad Madden, AR	36	100	116	.862
3. Levi Randolph, UA	34	146	174	.839
4. Tyrone Johnson, SC	33	93	112	.830
5. J.J. Frazier, UG	32	86	104	.827
6. KT Harrell, AU	35	162	199	.814
7. Karl-Anthony Towns, UK	39	109	134	.813
8. Josh Richardson, UT	32	99	124	.798
9. Andrew Harrison, UK	39	126	159	.792
10. Michael Qualls, AR	36	158	204	.775

ASSISTS

PLAYER, TEAM	G	AST	AVG
1. Alex Caruso, AM	33	182	5.52
2. Jarvis Summers, UM	33	160	4.85
3. Rashad Madden, AR	36	164	4.56
4. Kasey Hill, UF	33	149	4.52
5. Wade Baldwin IV, VU	35	155	4.43
6. Tim Quarterman, LSU	33	133	4.03
7. Keith Shamburger, MO	32	124	3.88
8. Josh Gray, LSU	31	118	3.81
9. Tyler Ullis, UK	37	135	3.65
10. Charles Mann, UG	33	119	3.61

BLOCKS

PLAYER, TEAM	G	BLK	AVG
1. Jordan Mickey, LSU	31	113	3.65
2. Karl-Anthony Towns, UK	39	88	2.26
3. Damian Jones, VU	35	70	2.00
4. Jimmie Taylor, UA	34	59	1.74
5. Willie Cauley-Stein, UK	39	67	1.72
6. Yante Maten, UG	32	45	1.41
7. Bobby Portis, AR	36	50	1.39
8. L. Chatkevicius, SC	33	44	1.33
9. James Siakam, VU	34	42	1.24
10. Armani Moore, UT	32	39	1.22

STEALS

PLAYER, TEAM	G	STL	AVG
1. Josh Richardson, UT	32	67	2.09
2. Alex Caruso, AM	33	69	2.09
3. Stefan Moody, UM	34	57	1.68
4. Kevin Punter, UT	32	51	1.59
5. KC Ross, Miller, AU	35	54	1.54
6. Levi Randolph, UA	34	50	1.47
7. Armani Moore, UT	32	46	1.44
8. Wade Baldwin IV, VU	35	50	1.43
9. Tim Quarterman, LSU	33	47	1.42
10. Sindarius Thornwell, SC	33	43	1.30

MINUTES PLAYED

PLAYER, TEAM	G	MIN	AVG
1. Josh Richardson, UT	32	1162	36.31
2. Keith Hornsby, LSU	33	1172	35.52
3. Levi Randolph, UA	34	1200	35.29
4. Jarell Martin, LSU	33	1159	35.12
5. Jordan Mickey, LSU	31	1081	34.87
6. Keith Shamburger, MO	32	1092	34.12
7. Tim Quarterman, LSU	33	1108	33.58
8. Riley LaChance, VU	35	1166	33.31
9. KT Harrell, AU	35	1156	33.03
10. Danuel House, AM	26	845	32.50



COACHES' ALL-SEC TEAMS

First Team						
Trevor Releford	Alabama	G	6-1	190	Sr.	Kansas City, Mo.
Bobby Portis	Arkansas	F	6-11	242	So.	Little Rock, Ark.
Willie Cauley-Stein	Kentucky	F	7-0	240	Jr.	Olathe, Kan.
Karl-Anthony Towns	Kentucky	F	6-11	250	Fr.	Piscataway, N.J.
Jarell Martin	LSU	F	6-10	236	So.	Baton Rouge, La.
Jordan Mickey	LSU	F	6-8	235	So.	Dallas, Texas
Stefan Moody	Ole Miss	G	5-10	179	Jr.	Kissimmee, Fla.
Josh Richardson	Tennessee	G	6-6	200	Sr.	Edmond, Okla.
Danuel House	Texas A&M	G	6-7	207	Jr.	Fresno, Texas
Damian Jones	Vanderbilt	C	6-10	240	So.	Baton Rouge, La.

Second Team						
Levi Randolph	Alabama	G	6-5	210	Sr.	Madison, Ala.
Michael Qualls	Arkansas	G	6-6	210	Jr.	Shreveport, La.
KT Harrell	Auburn	G	6-4	212	Sr.	Montgomery, Ala.
Dorian Finney-Smith	Florida	F	6-8	218	Jr.	Portsmouth, Va.
Marcus Thornton	Georgia	F	6-8	235	Sr.	Atlanta, Ga.
Devin Booker	Kentucky	G	6-6	206	Fr.	Grand Rapids, Mich.
Aaron Harrison	Kentucky	G	6-6	212	So.	Richmond, Texas
Craig Sword	Mississippi State	G	6-3	194	Jr.	Montgomery, Ala.
Jalen Jones	Texas A&M	G/F	6-7	223	Jr.	Dallas, Texas

SEC All-Freshman Team						
Anton Beard	Arkansas	G	6-0	190	Fr.	North Little Rock, Ark.
Devin Robinson	Florida	F	6-8	178	Fr.	Chesterfield, Va.
Devin Booker	Kentucky	G	6-6	206	Fr.	Grand Rapids, Mich.
Trey Lyles	Kentucky	F	6-10	235	Fr.	Indianapolis, Ind.
Karl-Anthony Towns	Kentucky	F	6-11	250	Fr.	Piscataway, N.J.
Tyler Ullis	Kentucky	G	5-9	155	Fr.	Lima, Ohio
Wade Baldwin IV	Vanderbilt	G	6-3	195	Fr.	Belle Mead, N.J.
Riley LaChance	Vanderbilt	G	6-2	194	Fr.	Brookfield, Wisc.

SEC All-Defensive Team						
Marcus Thornton	Georgia	F	6-8	235	Sr.	Atlanta, Ga.
Willie Cauley-Stein	Kentucky	F	7-0	240	Jr.	Olathe, Kan.
Jordan Mickey	LSU	F	6-8	235	So.	Dallas, Texas
Josh Richardson	Tennessee	G	6-6	200	Sr.	Edmond, Okla.
Damian Jones	Vanderbilt	C	6-10	240	So.	Baton Rouge, La.

SEC Player of the Year	SEC Freshman of the Year	SEC Coach of the Year
Bobby Portis, Arkansas	Karl-Anthony Towns, Kentucky	John Calipari, Kentucky

SEC Sixth-Man of the Year	SEC Defensive Player of the Year	SEC Scholar-Athlete of the Year
Devin Booker, Kentucky	Willie Cauley-Stein, Kentucky	Levi Randolph, Alabama

ASSOCIATED PRESS ALL-SEC TEAMS

First Team
u-Bobby Portis, Arkansas
Willie Cauley-Stein, Kentucky
t-Karl-Anthony Towns, Kentucky
Stefan Moody, Ole Miss
t-Jarell Martin, LSU
t-Jordan Mickey, LSU
Josh Richardson, Tennessee

Second Team
Michael Qualls, Arkansas
KT Harrell, Auburn
Aaron Harrison, Kentucky
Danuel House, Texas A&M
Damian Jones, Vanderbilt

Honorable Mention
Levi Randolph, Alabama
Marcus Thornton, Georgia
Devin Booker, Kentucky
Alex Caruso, Texas A&M

Player of the Year - Bobby Portis, Arkansas
Coach of the Year - John Calipari, Kentucky
Newcomer of the Year - Karl Anthony-Towns, Kentucky

u-Unanimous

SEC PLAYERS OF THE WEEK

Nov. 17	Cinmeon Bowers, Auburn
Nov. 24	Levi Randolph, Alabama
Dec. 1	Michael Qualls, Arkansas
Dec. 8	Duane Notice, South Carolina/ Alex Caruso, Texas A&M
Dec. 15	Josh Richardson, Tennessee
Dec. 22	KT Harrell, Auburn
Dec. 29	Ricky Tarrant, Alabama
Jan. 5	Sindarius Thornwell, S. Carolina
Jan. 12	Bobby Portis, Arkansas
Jan. 19	Armani Moore, Tennessee
Jan. 26	J.J. Frazier, Georgia
Feb. 2	Danuel House, Texas A&M
Feb. 9	Stefan Moody, Ole Miss
Feb. 16	Bobby Portis, Arkansas
Feb. 23	Stefan Moody, Ole Miss
March 2	Tim Quarterman, LSU
March 9	Karl-Anthony Towns, Kentucky

SEC FRESHMEN OF THE WEEK

Nov. 17	Trey Lyles, Kentucky
Nov. 24	Wade Baldwin IV, Vanderbilt
Dec. 1	Karl-Anthony Towns, Kentucky
Dec. 8	Karl-Anthony Towns, Kentucky
Dec. 15	Riley LaChance, Vanderbilt
Dec. 22	Devin Booker, Kentucky
Dec. 29	Tyler Ullis, Kentucky
Jan. 5	Riley LaChance, Vanderbilt
Jan. 12	Devin Booker, Kentucky
Jan. 19	Devin Booker, Kentucky
Jan. 26	Devin Booker, Kentucky
Feb. 2	Devin Booker, Kentucky
Feb. 9	Riley LaChance, Vanderbilt
Feb. 16	Karl-Anthony Towns, Kentucky
Feb. 23	Anton Beard, Arkansas
Mar. 2	Trey Lyles, Kentucky
Mar. 9	Riley LaChance, Vanderbilt



INDIVIDUAL RECORDS

POINTS**Game**

Overall: 60, John Mengelt vs. Alabama, Feb. 14, 1970, at Auburn
Home Court: 60, John Mengelt vs. Alabama, Feb. 14, 1970
Opponent's Court: 42, John Mengelt vs. Kentucky, Feb. 3, 1969, at Lexington, Ky.
First Half: 30, John Mengelt vs. Alabama, Feb. 14, 1970, at Auburn
Second Half: 34, Wesley Person vs. UAB, Dec. 16, 1993, at Auburn
Losing Effort: 44, Keenan Carpenter vs. LSU, Feb. 8, 1989, at Auburn/44, Wesley Person vs. UAB, Dec. 16, 1993, at Auburn
By Opponent: 55, Pete Maravich, LSU, Jan. 3, 1968, at Baton Rouge, La.

Season

Overall: 747, Chuck Person, 1984-85
Average: 28.4, John Mengelt, 1970-71
Freshman: 567, Eddie Johnson, 1973-74
Sophomore: 593, Chuck Person, 1983-84
Junior: 747, Chuck Person, 1984-85
Senior: 738, John Mengelt, 1970-71
Double-Figure Scoring Games: 34, Chuck Person, 1984-85; Marquis Daniels, 2002-03
20-Point Games: 23, Chuck Person, 1985-86
Consecutive 20-Point Games: 10, John Mengelt, 1969-70
30-Point Games: 12, John Mengelt, 1970-71
40-Point Games: 4, John Mengelt, 1969-70

Career

Overall: 2311, Chuck Person, 1982-86
Average: 24.8, John Mengelt, 1968-71
Double-Figure Scoring Games: 108, Chuck Person, 1982-86
Consecutive Double-Figure Scoring Games: 68, Chuck Person (last 3 in 1982-83, all 31 in 1983-84 and all 34 in 1984-85)
20-Point Games: 63, Chuck Person, 1982-86
30-Point Games: 22, John Mengelt, 1968-71
40-Point Games: 8, John Mengelt, 1968-71

FIELD GOALS**Game**

Made: 23, John Mengelt vs. Alabama, Feb. 14, 1970, at Auburn
Attempted: 44, John Mengelt vs. Alabama, Feb. 14, 1970, at Auburn
Percentage (10 Minimum): 1.000, Charles Barkley, 10 for 10, vs. Georgia, Jan. 22, 1983, at Auburn
3-Pointers Made: 10, Lance Weems vs. Arkansas, Jan. 6, 1996, at Auburn
3-Pointers Attempted: 19, Lance Weems vs. Arkansas, Jan. 6, 1996, at Auburn
3-Point Percentage (5 Min.): 1.000, John Caylor (5-5) vs. Florida, 2-6-88, at Gainesville, Fla./Jay Heard vs. SE Louisiana (5-5) 11-3-98, at Auburn; Troy Gaines (5-5) at LSU 2-26-03 in Baton Rouge, La.

Season

Made: 334, Chuck Person, 1984-85
Attempted: 614, Chuck Person, 1984-85
Percentage: .644, Charles Barkley, 1982-83
3-Pointers Made: 108, Lance Weems, 1995-96
3-Pointers Attempted: 279, Lance Weems, 1995-96
3-Point Percentage (1 made/game): .511, Ronnie Battle, 1991-92

Career

Made: 1017, Chuck Person, 1982-86
Attempted: 1899, Chuck Person, 1982-86

Percentage: .626, Charles Barkley, 1981-84

3-Pointers Made: 262, Wesley Person, 1990-94

3-Pointers Attempted: 626, Lance Weems, 1992-96

3-Point Percentage: .441, Wesley Person, 1990-94

FREE THROWS**Game**

Made: 17, John Mengelt vs. Kentucky, Mar. 2, 1970, at Lexington, Ky.
 17, Wally Tinker vs. Vanderbilt, Jan. 15, 1968, at Auburn
 17, Ray Groover vs. Florida State, Dec. 10, 1960, at Auburn
Att.: 21, Ray Groover vs. Florida State, Dec. 10, 1960, at Auburn
 21, Bryant Smith vs. Georgia, Jan. 3, 1998, at Auburn
Consecutive Made: 15, Eddie Johnson vs. Miss. State, Jan. 20, 1975, at Auburn
Percentage (15 Minimum): 1.000, Eddie Johnson vs. Miss. State, 15 of 15, Jan. 20, 1975, at Auburn

Season

Made: 208, John Mengelt, 1970-71
Attempted: 268, Chris Denson, 2013-14
Consecutive Made: 27, Frankie Sullivan, 2009-10 (to start season)
 25, Stan Pietkiewicz, 1977-78
Percentage: .879, Eddie Johnson, 1974-75

Career

Made: 496, John Mengelt, 1968-71
Attempted: 619, John Mengelt, 1968-71
Percentage: .834, Stan Pietkiewicz, 1974-78

REBOUNDS**Game**

Made: 27, Rex Frederick vs. SMU, Dec. 19, 1957, at Dallas, Texas
Offensive: 11, Kelvin Ardister vs. Tennessee, Jan. 4, 1989, at Auburn
 11, Brandon Robinson vs. Arkansas, Jan. 5, 2002, at Auburn

Season

Overall: 347, Korvotney Barber, 2008-09
Offensive: 133, Korvotney Barber, 2008-09
Average: 15.3, Rex Frederick, 1956-57

Career

Overall: 996, Mike Mitchell, 1974-78
Average: 14.3, Rex Frederick, 1956-59

ASSISTS**Game**

Made: 15, Eddie Johnson vs. LSU, Jan. 3, 1976, at Baton Rouge, La.

Season

Made: 221, Gerald White, 1985-86

Career

Made: 624, Gerald White, 1983-87

BLOCKED SHOTS**Game**

Made: 13, Kyle Davis vs. Miami in the NIT, Mar. 14, 2001, at Auburn

Season

Made: 126, Kyle Davis, 2002-03

Career

Made: 288, Kyle Davis, 2000-2004



INDIVIDUAL RECORDS

STEALS**Game**

Made: 8, Derrick Dennison vs. Michigan State, Nov. 24, 1989, at Anchorage, Alaska; DeWayne Reed vs. George Washington, Dec. 2, 2007, at Washington, DC

Season

Made: 78, Marquis Daniels, 2002-03

Career

Made: 210, Quantez Robertson, 2005-2009/DeWayne Reed, 2006-10

DUNKS**Game**

Number: 7, Aaron Swinson vs. Troy State, Dec. 11, 1991, at Auburn
7, Chris Morris vs. Vanderbilt, Jan. 17, 1987, at Nashville, Tenn.

Season

Number: 62, Aaron Swinson, 1992-93

Career

Number: 175, Aaron Swinson, 1991-94

GAMES**Season**

Appeared In: 36, Korvotney Barber, Quantez Robertson, Tay Waller, Lucas Hargrove, DeWayne Reed, 2008-09.

Career

Appeared In: 129, Scott Pohlman, 1997-2001/Frank Ford, 1983-87/
DeWayne Reed, 2006-10

Consecutive Starts: 127, Frank Ford, 1983-87

MINUTES PLAYED**Game**

Number: 55, Rich Valavicius vs. Georgia, Mar. 1, 1979, at Birmingham (SEC Tournament)

Season

Number: 1242, Frank Ford, 1984-85 (34 games)

Career

Number: 4374, Frank Ford, 1983-87 (129 games)

WALK-ON GAMES STARTED**Season**

Number: 26, Josh Wallace, 2010-11

Career

Number: 39, Josh Wallace, 2009-12

TEAM RECORDS

POINTS**Game**

Overall: 141 vs. Troy State, Dec. 11, 1991, at Auburn
Home Court: 141 vs. Troy State, Dec. 11, 1991, at Auburn
Opponent's Court: 109 vs. VCU, Dec. 16, 1976, at Richmond, Va.;
109 vs. American-Puerto Rico, Dec. 20, 1999, at San Juan, P.R.
Neutral Court: 120 v. So. Alabama, Nov. 27, 1987, at Birmingham, Ala.
First Half: 78 vs. Troy State, 78-54, Dec. 11, 1991, at Auburn
Second Half: 73 vs. Troy State, 73-48, Dec. 9, 1993, at Auburn; 72 vs. Northwestern State, 72-44, Nov. 27, 2015, at Auburn
Losing Effort: 105 vs. Arkansas, 105-117, Jan. 15, 1994, at Auburn
By Opponent: 119, Kentucky, 76-119, Feb. 10, 1975, at Lexington, Ky.
Both Teams: 257, vs. Troy State, 141-116, Dec. 11, 1991, at Auburn

Season

Auburn: 2680, 1998-99

Average: 86.6, 1991-92

Scoring Margin: +19.6, 1998-99

By Opponents: 2523, 2014-15

FIELD GOALS**Game**

Made: 55 vs. Troy State, Dec. 11, 1991, at Auburn
Attempted: 100 vs. Western Carolina, Dec. 4, 1973, at Auburn
Percentage: .711 vs. LSU, 27 of 38, Feb. 18, 1961, at Auburn
3-Pointers Made: 18 at Temple, 18 of 41, Nov. 19, 1994, at Philadelphia, Pa.
3-Pointers Attempted: 41 at Temple, 18 of 41, Nov. 19, 1994, at Philadelphia, Pa.
3-Point Percentage: .857 vs. Alabama State, 6 of 7, Dec. 11, 1989, at Auburn

Season

Made: 1016, 1984-85 (2040 attempts)

Attempted: 2245, 1998-99

Percentage: .521, 532 of 1022, 1959-60

3-Pointers Made: 287, 1995-96

3-Pointers Attempted: 832, 2008-09

3-Point Percentage: .452, 182 of 403, 1991-92

FREE THROWS**Game**

Made: 39 vs. Miss. State, Jan. 3, 1959, at Auburn
Attempted: 52 vs. Vanderbilt, Feb. 6, 1954, at Auburn
Percentage (25 attempts): .964 vs. Alabama, 27 of 28, Dec. 19, 1959, at Birmingham, Ala.
Percentage (10 attempts): 1.000 vs. Alabama, 11 of 11, Feb. 18, 1995, at Auburn

Season

Made: 606, 2014-15

Attempted: 910, 2014-15

Percentage: .792, 476 of 601, 1965-66

REBOUNDS**Game**

Made: 79 vs. Jacksonville State, Dec. 3, 1957, at Auburn

Season

Made: 1452, 1998-99

Average: 52.8, 1957-58



TEAM RECORDS

FOULS**Game**

Number: 34 vs. Vanderbilt, Feb. 20, 1990, at Nashville, Tenn.

Season

Number: 708, 2014-15

ASSISTS**Game**

Made: 33 vs. Troy State, Dec. 11, 1991, at Auburn
33 vs. LSU, Feb. 12, 1994, at Auburn

Season

Made: 532, 2006-07

TURNOVERS**Game**

Most Committed: 35 vs. Georgia Tech, Feb. 27, 1974, at Auburn
Fewest Committed: 3 vs. Georgia, Jan. 19, 1970, at Athens, Ga.;
3 at Mississippi State, Feb. 4, 2012, at Starkville, Miss.

Season

Most Committed: 551, 1995-96 (32 games)
Fewest Committed: 363, 2013-14 (30 games)
Fewest Committed (Avg.): 12.10 per game, 2013-14 (363 in 30 gms)

BLOCKED SHOTS**Game**

Made: 17 vs. Nicholls State, Nov. 25, 2011, at Auburn
(1 shy of SEC record 18 by Arkansas in 1996, Kentucky in 2011)
15 vs. Jacksonville State, Dec. 16, 1998, at Auburn/
15 vs. Miami in the NIT, Mar. 14, 2001, at Auburn

Season

Made: 178, 2002-03

STEALS**Game**

Made: 21 vs. Louisiana-Monroe, Dec. 6, 2008, at Auburn

Season

Made: 327, 1998-99 and 2008-09

ATTENDANCE

One Game: 34,076 at Indiana Hoosier Dome, Mar. 14, 1987, vs. Indiana (NCAA Tournament Second Round)

Season Total: 414,189, 1999-2000, 34 games (12,182 avg.)
401,152, 1998-99, 33 games (12,156 avg.)

Season Home: 173,249, 2000-01, 17 games (10,191 avg.)--
season tickets sold out

157,500, 1999-2000, 15 games (10,500 avg.)--

season tickets sold out

133,033, 2014-15, 17 games (7,825 avg.)

126,483, 2010-11, 20 games (6,324 avg.)

123,881, 1998-99, 15 games (8,259 avg.)

110,534, 2011-12, 17 games (6,502 avg.)

100,291, 1992-93, 12 games (8,358 avg.)

98,965, 1974-75, 12 games (8,247 avg.)

97,024, 1975-76, 11 games (8,820 avg.)

Average Home: 10,500, 1999-2000, 15 games--season tickets sold out; 10,191, 2000-01, 17 games--season tickets sold out; 8,820,

1975-76, 11 games; 8,758, 1989-90, 11 games; 8,358, 1992-93, 12 games

SEC Average Home: 10,500, 1999-00, 8 games (capacity 10,500)

10,500, 2000-01, 8 games (capacity 10,500)

10,419, 1998-99, 8 games (capacity, 10,500)

9,172, 1974-75, 9 games (capacity 12,500)

MISCELLANEOUS**Game**

Margin of Victory: 79 vs. White's Business College, 92-13, 1927-28

Margin of SEC Victory: 54 vs. Alabama, 94-40, Jan. 18, 1998

Margin of Defeat: 80 vs. Georgia, 92-12, 1912-13 at Athens, Ga.

Season

Most Wins: 29, 1998-99

24, 1999-2000 and 2008-09

22, 1985-86 and 1984-85

Win Streak: 30, 1957-58 11 games, and 1958-59 19 games

Win Streak, Home: 36, 1957-61 (Jan. 26, 1957 to Jan. 7, 1961)

30, 1997-2000 (Mar. 11, 1998 to Mar. 1, 2000)

Most Losses: 23, 2012-13

Fewest Wins: 1, 1942-43 and 1929-30



SINGLE-GAME SCORING

Pts...	Player.....	Opponent	AU-Opp.....	Date Site
60	John Mengelt.....	Alabama.....	121-78.....	2/14/1970 ... H
48	John Mengelt.....	Vanderbilt.....	96-94.....	2/20/1971 ... H
47	John Mengelt.....	Ole Miss.....	91-77.....	12/13/1969 ... H
45	John Mengelt.....	N.C. State.....	91-85.....	12/5/1970 ... H
44	Wesley Person.....	UAB.....	85-89.....	12/16/1993 ... H
44	Keenan Carpenter.....	LSU.....	91-104.....	2/8/1989 ... H
43	Ronnie Battle.....	Georgia.....	89-84.....	2/1/1992 ... H
42	John Mengelt.....	Kentucky.....	93-105.....	2/3/1969 ... A
41	John Mengelt.....	Kentucky.....	83-84.....	2/2/1970 ... H
40	Chuck Person.....	Vanderbilt.....	79-65.....	3/1/1986 ... A
40	Mike Mitchell.....	Georgia.....	95-71.....	1/10/1977 ... A
40	John Mengelt.....	Georgia.....	79-58.....	1/4/1971 ... A
40	John Mengelt.....	Vanderbilt.....	74-92.....	2/21/1970 ... H
39	Chuck Person.....	Florida.....	81-78.....	2/6/1985 ... A
39	Eddie Johnson.....	Tennessee.....	78-83.....	1/19/1976 ... A
38	Toney Douglas*.....	Nicholls State.....	92-78.....	11/24/2004 ... H
38	Marquis Daniels.....	Troy State.....	94-66.....	12/22/2002 ... N
38	Mike Mitchell.....	LSU.....	95-101.....	2/20/1978 ... H
38	Eddie Johnson*.....	Florida.....	77-85.....	2/16/1974 ... A
38	John Mengelt.....	Kentucky.....	83-102.....	3/1/1971 ... H
38	Joe Newton.....	Tulane.....	87-73.....	2/15/1965 ... H
37	John Mengelt.....	Ole Miss.....	86-85.....	3/6/1971 ... H
37	John Mengelt.....	Georgia.....	84-85.....	1/20/1969 ... H
36	Lance Weems.....	Arkansas.....	101-76.....	1/6/1996 ... H
36	Derrick Dennison.....	Vanderbilt.....	87-74.....	2/20/1990 ... A
36	Chris Morris.....	Bradley.....	90-86.....	3/17/1988 ... N
36	Chuck Person.....	Alabama.....	72-74.....	2/16/1985 ... A
36	Chuck Person.....	Villanova.....	95-83.....	12/28/1983 ... N
36	Bill Kirkpatrick.....	Howard.....	98-77.....	1/5/1955 ... H
36	John Mengelt.....	Vanderbilt.....	85-107.....	1/23/1971 ... A
36	John Mengelt.....	Florida.....	85-70.....	2/6/1971 ... H
35	Charles Barkley.....	Tennessee.....	77-80.....	1/24/1983 ... H
35	Stan Pietkiewicz.....	Tennessee.....	107-94.....	3/6/1978 ... H
35	Eddie Johnson.....	LSU.....	87-78.....	1/25/1975 ... A
35	John Mengelt.....	Ole Miss.....	97-103.....	12/12/1970 ... A
35	Ronnie Quick.....	Louisiana Tech.....	88-77.....	12/6/1966 ... H
35	Lee DeFore.....	Florida.....	86-66.....	2/9/1966 ... A
35	Lee DeFore.....	Jacksonville State.....	78-50.....	12/7/1965 ... H
35	Lee DeFore.....	Rice.....	91-74.....	12/2/1965 ... H
34	Chris Porter.....	Navy.....	88-70.....	12/19/1998 ... A
34	Wesley Person.....	Ole Miss.....	85-88 (2ot).....	1/19/1994 ... A
34	Derrick Dennison.....	LSU.....	78-76.....	3/9/1990 ... N
34	Mike Mitchell.....	Iona.....	82-105.....	12/17/1977 ... A
34	Gary England.....	Kentucky.....	79-91.....	3/3/1973 ... H
34	Lee DeFore.....	Florida State.....	80-64.....	12/27/1965 ... N

Pts...	Player.....	Opponent	AU-Opp.....	Date Site
33	Toney Douglas*.....	Virginia.....	87-89.....	12/3/2004 ... N
33	Mack McGadney.....	Toledo.....	90-95 (2ot).....	11/25/2000 ... N
33	Wesley Person.....	Troy State.....	141-116.....	12/11/1991 ... H
33	Keenan Carpenter.....	Florida.....	79-90.....	2/15/1989 ... A
33	Chuck Person.....	Delaware.....	95-63.....	12/22/1984 ... N
33	Myles Patrick.....	Mississippi State.....	75-89.....	3/7/1977 ... A
33	Eddie Johnson*.....	Lamar.....	88-78.....	12/22/1973 ... N
33	Ernie Magri.....	Florida.....	103-100.....	2/12/1972 ... A
33	John Mengelt.....	Louisiana Tech.....	93-87.....	12/1/1970 ... H
33	John Mengelt.....	Vanderbilt.....	84-75.....	1/24/1970 ... A
32	Chris Denson.....	Alabama.....	74-55.....	1/30/14 ... H
32	Tay Waller.....	Mississippi State.....	91-76.....	2/14/2009 ... H
32	Frank Tolbert.....	Vanderbilt.....	71-78.....	2/2/2008 ... A
32	Toney Douglas*.....	Florida.....	78-84.....	1/12/2005 ... H
32	Adam Harrington.....	Detroit.....	75-72.....	12/9/2000 ... N
32	Aaron Swinson.....	Kentucky.....	74-91.....	1/30/1994 ... H
32	Keenan Carpenter.....	Ole Miss.....	77-80.....	2/18/1989 ... A
32	Jeff Moore.....	Eastern Kentucky.....	97-82.....	12/15/1986 ... A
32	Mike Jones.....	Illinois.....	103-107.....	12/12/1987 ... A
32	Chuck Person.....	West Virginia.....	59-58.....	12/29/1984 ... A
32	Stan Pietkiewicz.....	Mississippi State.....	85-74.....	1/30/1978 ... H
32	Mike Mitchell.....	Southern Cal.....	74-85.....	12/29/1977 ... N
32	Eddie Johnson.....	Vanderbilt.....	78-85.....	2/17/1975 ... A
32	Eddie Johnson*.....	Georgia.....	97-84.....	3/2/1974 ... H
32	John Mengelt.....	LSU.....	94-114.....	2/15/1971 ... A
32	John Mengelt.....	Houston.....	76-79.....	12/21/1970 ... A
32	Lee DeFore.....	Houston.....	76-89.....	12/30/1965 ... N
31	Quan Prowell.....	Mississippi State.....	78-89.....	2/27/2008 ... A
31	Marquis Daniels.....	South Carolina.....	67-60.....	1/15/2003 ... A
31	Ronnie Battle.....	Tennessee.....	88-75.....	1/20/1993 ... H
31	Aaron Swinson.....	Troy State.....	141-116.....	12/11/1991 ... H
31	Ronnie Battle.....	LSU.....	84-96.....	1/12/1991 ... H
31	Wesley Person.....	Tulane.....	84-71.....	12/28/1990 ... N
31	Chris Morris.....	Illinois.....	103-107.....	12/12/1987 ... A
31	Chuck Person.....	Ole Miss.....	75-73.....	2/22/1986 ... H
31	Chuck Person.....	Tennessee.....	75-60.....	2/9/1985 ... H
30	Chris Denson.....	Mississippi State.....	92-82.....	2/15/14 ... H
30	Earnest Ross.....	Georgia.....	72-81 (ot).....	2/5/2011 ... A
30	Aaron Swinson.....	LSU.....	111-83.....	2/12/1994 ... H
30	Wesley Person.....	Tennessee.....	85-92.....	1/22/1994 ... A
30	Wesley Person.....	Old Dominion.....	101-87.....	12/18/1993 ... A
30	Wesley Person.....	Nicholls State.....	76-79.....	11/30/1993 ... H
30	Wesley Person.....	Old Dominion.....	96-85.....	12/28/1992 ... H
30	Gary Redding.....	Ole Miss.....	103-88.....	3/8/1976 ... H

*Minimum of 30 points scored per game *Freshman season*

SINGLE-GAME REBOUNDING

Pts...	Player.....	Opponent	AU-Opp.....	Date Site
27	Rex Frederick.....	SMU.....	65-75.....	12/19/57 ... A
25	Rex Frederick.....	Ole Miss.....	71-51.....	1/6/58 ... A
24	Rex Frederick.....	Howard.....	101-70.....	1/2/57 ... H
24	Bob Miller.....	Florida.....	67-71.....	2/21/53 ... A
23	Mike Mitchell*.....	Mississippi State.....	78-74.....	2/22/75 ... A
22	Bill Alexander.....	Dartmouth.....	85-76.....	12/20/69 ... N
22	Al Leapheart.....	Alabama.....	121-78.....	2/14/70 ... H
22	Freddie Guy.....	Furman.....	107-86.....	12/29/64 ... N
22	Rex Frederick.....	Alabama.....	69-50.....	2/28/59 ... N
22	Dan Pridgen.....	Mississippi State.....	92-85.....	2/24/51 ... H
21	Pepto Bolden.....	Mississippi State.....	60-67.....	2/23/74 ... H
21	Jim Retseck.....	Mississippi State.....	92-68.....	2/10/71 ... H

Pts...	Player.....	Opponent	AU-Opp.....	Date Site
21	Freddie Guy.....	Kentucky.....	79-99.....	2/22/64 ... N
21	Rex Frederick.....	Tulane.....	63-49.....	2/17/58 ... A
20	Kelvin Ardister.....	Tennessee.....	73-84.....	1/4/89 ... H
20	Mike Mitchell.....	LSU.....	102-86.....	1/3/76 ... A
20	Pepto Bolden*.....	Florida.....	77-85.....	2/16/74 ... A
20	Jim Retseck.....	Alabama.....	83-72.....	1/11/71 ... H
20	Rex Frederick.....	LSU.....	76-58.....	2/15/58 ... A
20	Rex Frederick.....	St. Joseph's.....	66-64.....	12/18/56 ... N
20	Jim Diamond.....	B'ham-Southern.....	90-77.....	12/4/54 ... H
20	Jim Martin.....	Mississippi State.....	68-61.....	1/18/52 ... A

** Freshman season*



BEARD-EAVES-MEMORIAL COLISEUM RECORDS

INDIVIDUAL

Auburn

Points: 60 by John Mengelt vs. Alabama, Feb. 14, 1970
Field Goals: 23 by John Mengelt vs. Alabama, Feb. 14, 1970
Field Goals Attempted: 44 by John Mengelt vs. Alabama, Feb. 14, 1970
3-Pointers Made: 10 by Lance Weems vs. Arkansas, Jan. 6, 1996
3-Pointers Attempted: 19 by Lance Weems v. Arkansas, Jan. 6, 1996
Free Throws: 15 by Eddie Johnson vs. Miss. State, Jan. 20, 1975
 15 by John Mengelt vs. N.C. State, Dec. 5, 1970
Free Throws Attempted: 21 by Bryant Smith vs. Georgia, Jan. 3, 1998
Rebounds: 22 by Al Leapheart vs. Alabama, Feb. 14, 1970
Assists: 14 by Eddie Johnson vs. Tennessee, Feb. 16, 1976
Blocks: 13 by Kyle Davis vs. Miami in the NIT, Mar. 14, 2001

Opponents

Points: 46 by Pete Maravich for LSU, Jan. 11, 1969
Field Goals Attempted: 41 by Pete Maravich for LSU, Jan. 11, 1969
3-Pointers Made: 9 by Freddie Banks for UNLV, Feb. 1, 1987
3-Pointers Attempted: 17 by Lester Hudson for UT-Martin, Mar. 18, 2009, in NIT First Round
Free Throws: 16 by Ansu Sesay for Ole Miss, Jan. 31, 1998
Free Throws Attempted: 18 by Pete Maravich for LSU, Jan. 11, 1969

TEAM

Auburn

Points in a Game: 141 vs. Troy State, Dec. 11, 1991
Points in a Half: 78 vs. Troy State, Dec. 11, 1991
Fewest Points in a Game: 43 vs. Tennessee, Jan. 15, 1997;
 43 vs. Vanderbilt, Feb. 16, 2005
Field Goals: 55 vs. Troy State, Dec. 11, 1991
Field Goals Attempted: 100 vs. Western Carolina, Dec. 4, 1973
Field Goal Percentage: .683 vs. Georgia State, 41 of 60, Nov. 26, 2002
3-Pointers Made: 15 vs. West Florida, Dec. 12, 1994; 15 vs. Arkansas,
 Jan. 6, 1996; 15 vs. Nicholls State, Nov. 24, 2004
3-Pointers Attempted: 36 vs. #12 LSU, Mar. 1, 2000
Free Throws: 40 vs. Mississippi State, Jan. 20, 1975
Free Throws Attempted: 45 vs. VCU, Mar. 3, 1975
Free Throw Pct.:
 (Min. 10 att.): 1.000 vs. Alabama, 11 of 11, Feb. 18, 1995
 (Min. 30 att.): .949 vs. Ole Miss, 37 of 39, Jan. 8, 1995
Rebounds: 78 vs. VCU, Mar. 3, 1975
Assists: 33 vs. Troy State, Dec. 11, 1991; 33 vs. LSU, Feb. 12, 1994
Steals: 21 vs. Louisiana-Monroe, Dec. 6, 2008
Blocks: 15 vs. Miami in the NIT, Mar. 14, 2001

Opponents

Points in a Game: 117 by Arkansas, Jan. 15, 1994
Fewest Points in a Game: 32 by Tuskegee, Dec. 17, 2008; 35 by
 Tennessee, Jan. 15, 1997; 35 by Coppin State, Dec. 13, 1999
Field Goals Attempted: 109 by VCU, Mar. 3, 1975
3-Pointers Made: 18 by Troy State, Dec. 11, 1991
3-Pointers Attempted: 59 by Troy State, Dec. 11, 1991
3-Point Pct: .600 by Xavier, 16 of 26, Jan. 6, 2008
Free Throws Made: 31 by Florida, Feb. 6, 1991
Free Throws Attempted: 46 by Florida, Feb. 6, 1991
Rebounds: 63 by UNLV, Dec. 12, 2004
Fouls: 33 by Kentucky, Jan. 26, 1976
 33 by Mississippi State, Jan. 20, 1975

Miscellaneous

Win-Loss Record: 393-183 (.682) -- 42 seasons
Most Combined Points: 257, 141-116 over Troy State, Dec. 11, 1991
Widest AU Victory Margin: 56, 100-44 over Ark.-Pine Bluff, Nov. 21, 1999
 55, 100-45 over Stony Brook, Jan. 2, 2000
 54, 94-40 over Alabama, Jan. 18, 1998
 54, 114-60 over Southeastern Louisiana, Nov. 13, 1998
Widest Margin of Defeat for AU: 26, 87-61 by LSU, Feb. 24, 1983
Most Wins by AU in a Single Season: 18 (2008-09)
Most Games Lost by AU in a Single Season: 8 (1993-94)
Longest Winning Streak: 36 (1956-57 season to 1960-61)
 30 (1997-98 season to 1999-2000)
Longest Losing Streak: 6 (1993-94, 1990-91, 1988-89)
Number of 100-Point Games by AU: 29
Number of 100-Point Games by Opponents: 8



AUBURN ARENA RECORDS

INDIVIDUAL

Auburn

Points: 32 by Chris Denson vs. Alabama, Jan. 30, 2014
Field Goals: 12 by Chris Denson vs. Northwestern State, Nov. 15, 2013
Field Goals Attempted: 21 by Earnest Ross vs. LSU, Jan. 8, 2011
3-Pointers Made: 7 by KT Harrell vs. Coastal Carolina, Dec. 5, 2014
3-Pointers Attempted: 15 by Earnest Ross vs. LSU, Jan. 8, 2011
Free Throws: 13 by KT Harrell vs. Mississippi State, Feb. 15, 2014
Free Throws Attempted: 18 by Cinmeon Bowers vs. Missouri, Jan. 10, 2015
Rebounds: 17 by Cinmeon Bowers vs. Milwaukee, Nov. 4, 2014
 17 by Cinmeon Bowers vs. Winthrop, Dec. 17, 2014
 17 by Cinmeon Bowers vs. Mississippi State, Jan. 21, 2015
Assists: 10 by Varez Ward vs. Bethune-Cookman, Jan. 2, 2012
Blocks: 10 by Kenny Gabriel vs. Bethune-Cookman, Jan. 2, 2012

Opponents

Points: 33 by Xavier Munford for Rhode Island, Nov. 25, 2012
Field Goals Attempted: 24 by Xavier Munford for Rhode Island, Nov. 25, 2012
Field Goals Made: 11 by Xavier Munford for Rhode Island, Nov. 25, 2012
 11 by Jarell Martin for LSU, Feb. 24, 2015
3-Pointers Made: 8 by Xavier Munford for Rhode Island, Nov. 25, 2012
 8 by Josh Davis for Samford, Nov. 19, 2010
3-Pointers Attempted: 15 by Xavier Munford for Rhode Island, Nov. 25, 2012
Free Throws: 14 by Trivante Bloodman for Mississippi St., Feb. 15, 2014
Free Throws Attempted: 15 by Trivante Bloodman for Mississippi St., Feb. 15, 2014
 15 by Kedren Johnson for Vanderbilt, March 2, 2013
Rebounds: 17 by Gavin Ware for Mississippi State, Jan. 21, 2015
Assists: 10 by Scottie Wilbekin for Florida, Feb. 16, 2013
Blocks: 7 by Nerlens Noel for Kentucky, Jan. 19, 2013
Steals: 6 by Ayron Hardy for Jacksonville, Nov. 27, 2010
 6 by Chris Thomas for Texa Southern, Dec. 23, 2014

TEAM

Auburn

Points in a Game: 105 vs. Louisiana, Nov. 21, 2014
Points in a Half: 65 vs. Grambling State [2nd half], Dec. 11, 2012
Fewest Points in a Game: 40 vs. Florida, Jan. 20, 2011
Field Goals: 37 vs. Northwestern State, Nov. 15, 2013
Field Goals Attempted: 81 vs. Northwestern State, Nov. 15, 2013
Field Goal Percentage: .654 vs. Ark.-Pine Bluff, 34 of 52, Dec. 30, 2013
3-Pointers Made: 11 vs. Grambling State, Dec. 11, 2012; 11 vs. Rhode Island; Nov. 25, 2012; 11 vs. Louisiana, Nov. 21, 2014; 11 vs. Coastal Carolina, Dec. 5, 2014
3-Pointers Attempted: 30 vs. Ole Miss, Feb. 7, 2015
Free Throws: 37 vs. Mississippi State, Feb. 15, 2014
Free Throws Attempted: 43 vs. North Florida, Dec. 17, 2011
Free Throw Pct.:
 (Min. 10 att.): .902 (37-of-41) vs. Mississippi State, Feb. 15, 2014
 (Min. 30 att.): .902 (37-of-41) vs. Mississippi State, Feb. 15, 2014
Rebounds: 56 vs. Florida A&M, Jan. 4, 2014
Assists: 24 vs. Arkansas-Pine Bluff, Dec. 30, 2013
Steals: 15 vs. Presbyterian College, Dec. 18, 2010
Blocks: 17 vs. Nicholls State, Nov. 25, 2011

Opponents

Points in a Game: 111 by Northwestern State, Nov. 15, 2013
Fewest Points in a Game: 37 by Alabama, Feb. 6, 2013
Field Goals Attempted: 72 by Northwestern State, Nov. 15, 2013
 72 by Ole Miss, Jan. 14, 2012
3-Pointers Made: 18 by Samford, Nov. 19, 2010
3-Pointers Attempted: 33 by Samford, Nov. 19, 2010
3-Point Pct.: .545 by Samford, 18 of 33, Nov. 19, 2010
Free Throws Made: 31 by Missouri, Jan. 11, 2014
Free Throws Attempted: 41 by Missouri, Jan. 11, 2014
Rebounds: 49 by Kentucky, Feb. 12, 2014
 49 by Ole Miss, Jan. 14, 2012
Fouls: 31 by Mississippi State, Feb. 15, 2014
 31 by Nicholls, Nov. 8, 2013

Miscellaneous

Win-Loss Record: 51-38 (.573) -- 5 seasons
Most Combined Points: 203, 92-111 vs. Northwestern State, Nov. 15, 2013
Widest AU Victory Margin: 50, 92-42 over Grambling State, Dec. 11, 2012
Widest Margin of Defeat for AU: 31, 83-52 by Florida, Feb. 16, 2013
Most Wins by AU in a Single Season: 14 (2011-12)
Most Games Lost by AU in a Single Season: 11 (2010-11)
Longest Winning Streak: 10 (Started in final game of 2010-11 season and continued through the first nine games of 2011-12)
Longest Losing Streak: 7 (last seven games of 2014-15 season)
Number of 100-Point Games by AU: 1
Number of 100-Point Games by Opponents: 2

ATTENDANCE

Season Home: 133,033, 2014-15, 17 games (7,825 avg.)
 126,483, 2010-11, 20 games (6,324 avg.)
Average Home: 7,825, 2014-15, 17 games (133,033 total)
 6,502, 2011-12, 17 games (110,534 total)



Career Leaders

Points

1. Chuck Person.....	1982-86.....	2,311
2. Mike Mitchell.....	1974-78.....	2,123
3. Wesley Person.....	1990-94.....	2,066
4. Eddie Johnson.....	1973-77.....	1,988
5. John Mengelt.....	1968-71.....	1,920
6. Ronnie Battle.....	1989-93.....	1,916
7. Chris Morris.....	1984-88.....	1,717
8. Frankie Sullivan.....	2008-13.....	1,556
9. Jeff Moore.....	1984-88.....	1,549
10. Marquis Daniels.....	1999-03.....	1,530
11. Scott Pohlman.....	1997-2001.....	1,442
12. DeWayne Reed.....	2006-10.....	1,428
13. Rasheem Barrett.....	2005-09.....	1,396
14. Frank Ford.....	1983-87.....	1,389
15. Lee DeFore.....	1963-66.....	1,386
Aaron Swinson.....	1991-94.....	1,386
17. Gary Redding.....	1972-76.....	1,334
18. Doc Robinson.....	1996-2000.....	1,332
19. Stan Pietkiewicz.....	1974-78.....	1,265
20. Frank Tolbert.....	2004-08.....	1,242
21. Darrell Lockhart.....	1979-83.....	1,236
22. Wes Flanigan.....	1993-97.....	1,228
23. KT Harrell.....	2013-15.....	1,196
24. Chris Denson.....	2010-14.....	1,190
25. Charles Barkley.....	1981-84.....	1,183

Scoring Average

1. John Mengelt.....	1968-71.....	24.8
2. Mike Mitchell.....	1974-78.....	20.4
3. Eddie Johnson.....	1973-77.....	19.5
4. Wesley Person.....	1990-94.....	19.1
5. Lee DeFore.....	1963-66.....	19.0
6. KT Harrell.....	2013-15.....	18.4
7. Chuck Person.....	1982-86.....	18.3
8. Aaron Swinson.....	1991-94.....	16.9
9. Ronnie Battle.....	1989-93.....	16.8
10. Chris Porter.....	1998-2000.....	15.3

Rebounds

1. Mike Mitchell.....	1974-78.....	996
2. Jeff Moore.....	1984-88.....	950
3. Chuck Person.....	1982-86.....	940
4. Gary Redding.....	1972-76.....	936
5. Rex Frederick.....	1956-59.....	904
6. Chris Morris.....	1984-88.....	860
7. Charles Barkley.....	1981-84.....	806
8. Mamadou N'diaye.....	1996-2000.....	798
9. Korvotney Barber.....	2005-09.....	762
10. Earl Banks.....	1977-81.....	730

Rebound Average

1. Rex Frederick.....	1956-59.....	14.3
2. Layton Johns.....	1960-63.....	10.2
3. Mike Mitchell.....	1974-78.....	9.6
Charles Barkley.....	1981-84.....	9.6
Cinmeon Bowers.....	2014-Current.....	9.6
5. Freddie Guy.....	1962-65.....	9.5
6. Bill Alexander.....	1967-70.....	9.0
Gary Redding.....	1972-76.....	9.0

Field Goals Made

1. Chuck Person.....	1982-86.....	1,017
2. Mike Mitchell.....	1974-78.....	926
3. Eddie Johnson.....	1973-77.....	789
4. Wesley Person.....	1990-94.....	772
5. Ronnie Battle.....	1989-93.....	717
6. John Mengelt.....	1968-71.....	712
7. Chris Morris.....	1984-88.....	694
8. Jeff Moore.....	1984-88.....	608
9. Marquis Daniels.....	1999-2003.....	597
10. Aaron Swinson.....	1991-94.....	574

Field Goals Attempted

1. Chuck Person.....	1982-86.....	1,899
2. Mike Mitchell.....	1974-78.....	1,830
3. Eddie Johnson.....	1973-77.....	1,777
4. Ronnie Battle.....	1989-93.....	1,556
5. Wesley Person.....	1990-94.....	1,533
6. John Mengelt.....	1968-71.....	1,462
7. Chris Morris.....	1984-88.....	1,386
8. Scott Pohlman.....	1997-2001.....	1,274
9. Rasheem Barrett.....	2005-09.....	1,254
10. DeWayne Reed.....	2006-10.....	1,223

Field Goal Percentage

1. Charles Barkley.....	1981-84.....	467-746.....	.626
2. Aaron Swinson.....	1991-94.....	574-943.....	.609
3. Porter Gilbert.....	1958-61.....	250-419.....	.597
4. Korvotney Barber.....	2005-09.....	476-812.....	.586
5. Chris Davis.....	1994-95.....	131-226.....	.580
6. Layton Johns.....	1960-63.....	285-499.....	.571
7. Joe Newton.....	1962-65.....	238-418.....	.570
8. Aubrey Wiley.....	1991-94.....	249-440.....	.566
9. Marco Killingsworth.....	2001-04.....	405-726.....	.558
10. Jimmy Fibbe.....	1958-61.....	320-584.....	.548

3-Point Field Goals Made

1. Wesley Person.....	1990-94.....	262
2. Lance Weems.....	1992-96.....	240
3. Ronnie Battle.....	1989-93.....	236
4. Frankie Sullivan.....	2008-13.....	228
5. Scott Pohlman.....	1997-2001.....	206
6. Tay Waller.....	2008-10.....	187
7. Daymeon Fishback.....	1996-2000.....	185
8. DeWayne Reed.....	2006-10.....	184
9. KT Harrell.....	2013-15.....	164
10. Rasheem Barrett.....	2005-09.....	157

3-Point Field Goals Attempted

1. Frankie Sullivan.....	2008-13.....	713
2. Lance Weems.....	1992-96.....	626
3. Scott Pohlman.....	1997-2001.....	609
4. Wesley Person.....	1990-94.....	594
5. DeWayne Reed.....	2006-10.....	575
6. Ronnie Battle.....	1989-93.....	558
7. Daymeon Fishback.....	1996-2000.....	530
8. Tay Waller.....	2008-10.....	484
9. Rasheem Barrett.....	2005-09.....	472
10. Doc Robinson.....	1996-2000.....	434



Career Leaders

3-Point Field Goal Percentage (min. 1.0 made per game)

1. Wesley Person.....	1990-94.....	262-594.....	441
2. Ronnie Battle.....	1989-93.....	236-558.....	423
3. John Caylor.....	1986-91.....	65-157.....	414
4. Keenan Carpenter.....	1987-89.....	103-251.....	410
5. Larry Patrick.....	1989-91.....	38-94.....	404
6. KT Harrell.....	2013-15.....	164-410.....	400
7. Gerald White.....	1983-87.....	34-87.....	391
8. Ray Donald.....	1994-96.....	93-239.....	389
9. Tay Waller.....	2008-10.....	187-484.....	386
Franklin Williams.....	1994-98.....	105-272.....	386

Free Throws Made

1. John Mengelt.....	1968-71.....	496
2. Eddie Johnson.....	1973-77.....	410
3. Chris Denson.....	2010-14.....	341
4. Wes Flanigan.....	1993-97.....	338
5. Frankie Sullivan.....	2009-13.....	334
6. Jeff Moore.....	1984-88.....	329
7. DeWayne Reed.....	2006-10.....	324
8. KT Harrell.....	2013-15.....	296
9. Reggie Gallon.....	1989-93.....	289
10. Chris Morris.....	1984-88.....	287

Free Throws Attempted

1. John Mengelt.....	1968-71.....	619
2. Chris Denson.....	2010-14.....	527
3. Eddie Johnson.....	1973-77.....	512
4. DeWayne Reed.....	2006-10.....	492
5. Wes Flanigan.....	1993-97.....	485
6. Korvotney Barber.....	2005-09.....	445
7. Frankie Sullivan.....	2009-13.....	431
8. Chris Brandt.....	1988-92.....	429
Jeff Moore.....	1984-88.....	429
10. Marquis Daniels.....	1999-2003.....	418

Free Throw Percentage

1. Ian Young.....	2004-05.....	120-140.....	857
2. KT Harrell.....	2013-15.....	296-353.....	839
3. Stan Pietkiewicz.....	1974-78.....	241-289.....	834
4. Ray Donald.....	1994-96.....	113-136.....	831
5. Lee DeFore.....	1963-66.....	278-338.....	822
6. Scott Pohlman.....	1997-2001.....	240-293.....	819
7. Jimmy Fibbe.....	1958-61.....	198-247.....	802
8. John Mengelt.....	1968-71.....	496-619.....	801
9. Eddie Johnson.....	1973-77.....	410-512.....	800
10. Lance Weems.....	1992-96.....	117-148.....	791

Assists

1. Gerald White.....	1983-87.....	624
2. Wes Flanigan.....	1993-97.....	573
3. Doc Robinson.....	1996-2000.....	568
4. Quantez Robertson.....	2005-09.....	529
5. Eddie Johnson.....	1973-77.....	499
6. DeWayne Reed.....	2006-10.....	477
7. Reggie Gallon.....	1989-93.....	466
8. Paul Daniels.....	1980-84.....	460
9. Stan Pietkiewicz.....	1974-78.....	356
10. Terrance Howard.....	1984-88.....	349

Blocked Shots

1. Kyle Davis.....	2000-04.....	360
2. Mamadou N'diaye.....	1996-2000.....	241
3. Korvotney Barber.....	2005-09.....	155
4. Charles Barkley.....	1981-84.....	145
5. Chris Morris.....	1984-88.....	141
6. Pat Burke.....	1993-97.....	133
7. Asaahn Dixon-Tatum.....	2012-14.....	108
8. Kenny Gabriel.....	2009-12.....	105
9. Korvotney Barber.....	2005-07.....	98
10. Wesley Person.....	1990-94.....	88

Steals

1. Quantez Robertson.....	2005-09.....	210
DeWayne Reed.....	2006-10.....	210
3. Marquis Daniels.....	1999-2003.....	208
4. Frankie Sullivan.....	2008-13.....	190
5. Chris Morris.....	1984-88.....	189
6. Bryant Smith.....	1995-99.....	186
7. Reggie Gallon.....	1989-93.....	177
8. Gerald White.....	1983-87.....	164
10. Frank Ford.....	1983-87.....	156

Note: Figures not available prior to 1978-79 season.

Games Played

1. Frankie Sullivan.....	2009-13.....	134
2. Scott Pohlman.....	1997-2001.....	129
Frank Ford.....	1983-87.....	129
DeWayne Reed.....	2006-10.....	120
5. Doc Robinson.....	1996-2000.....	128
Mamadou N'diaye.....	1996-2000.....	128
Chris Morris.....	1984-88.....	128
8. Daymeon Fishback.....	1996-2000.....	127
9. Chuck Person.....	1982-86.....	126
Quantez Robertson.....	2005-09.....	126



Single-Season Leaders

Points

1. Chuck Person.....	1984-85.....	747
2. John Mengelt.....	1970-71.....	738
3. Chuck Person.....	1985-86.....	710
4. John Mengelt.....	1969-70.....	696
5. Mike Mitchell.....	1977-78.....	671
6. KT Harrell.....	2014-15.....	648
7. Marquis Daniels.....	2002-03.....	625
8. Wesley Person.....	1993-94.....	621
9. Chris Morris.....	1987-88.....	620
10. Lee DeFore.....	1965-66.....	615
11. Chuck Person.....	1983-84.....	593
12. Aaron Swinson.....	1993-94.....	579
13. Chris Denson.....	2013-14.....	572
14. Eddie Johnson.....	1973-74.....	567
15. KT Harrell.....	2013-14.....	548
16. Wesley Person.....	1991-92.....	538
Jeff Moore.....	1986-87.....	538
18. Keenan Carpenter.....	1988-89.....	531
19. Ronnie Battle.....	1989-90.....	527
20. DeWayne Reed.....	2009-10.....	518

Scoring Average

1. John Mengelt.....	1970-71.....	28.4
2. John Mengelt.....	1969-70.....	26.8
3. Mike Mitchell.....	1977-78.....	24.9
4. Lee DeFore.....	1965-66.....	23.7
5. Wesley Person.....	1993-94.....	22.2
6. Chuck Person.....	1984-85.....	22.0
7. Eddie Johnson.....	1973-74.....	21.8
8. Chuck Person.....	1985-86.....	21.5
9. Eddie Johnson.....	1974-75.....	20.9
10. Aaron Swinson.....	1993-94.....	20.7
Chris Morris.....	1987-88.....	20.7
12. Wesley Person.....	1991-92.....	19.9
13. Eddie Johnson.....	1975-76.....	19.7
14. Mike Mitchell.....	1976-77.....	19.4
John Mengelt.....	1968-69.....	19.4
16. Chris Denson.....	2013-14.....	19.1
Chuck Person.....	1983-84.....	19.1
Stan Pietkiewicz.....	1977-78.....	19.1
19. Keenan Carpenter.....	1988-89.....	19.0

Rebounds

1. Korvotney Barber.....	2008-09.....	347
2. Cinmeon Bowers.....	2014-15.....	326
3. Rex Frederick.....	1957-58.....	325
4. Rex Frederick.....	1956-57.....	322
5. Bill Alexander.....	1969-70.....	316
6. Freddie Guy.....	1964-65.....	306
7. Chuck Person.....	1984-85.....	303
8. Pepto Bolden.....	1973-74.....	302
9. Chris Morris.....	1987-88.....	295
10. Jim Retseck.....	1970-71.....	294

Rebound Average

1. Rex Frederick.....	1956-57.....	15.3
2. Rex Frederick.....	1957-58.....	14.8
3. Rex Frederick.....	1958-59.....	12.9
4. Layton Johns.....	1962-63.....	12.4
5. Bob Miller.....	1952-53.....	12.3
6. Freddie Guy.....	1964-65.....	12.2

7. Bill Alexander.....	1969-70.....	12.1
8. Pepto Bolden.....	1973-74.....	11.6
9. Bob Miller.....	1953-54.....	11.5
10. Mike Mitchell.....	1974-75.....	11.4

Field Goals Made

1. Chuck Person.....	1984-85.....	334
2. Chuck Person.....	1985-86.....	310
3. Mike Mitchell.....	1977-78.....	283
4. John Mengelt.....	1970-71.....	265
5. John Mengelt.....	1969-70.....	258
6. Chuck Person.....	1983-84.....	255
7. Marquis Daniels.....	2002-03.....	244
8. Chris Morris.....	1987-88.....	241
Lee DeFore.....	1965-66.....	241
10. Aaron Swinson.....	1993-94.....	234

Field Goals Attempted

1. Chuck Person.....	1984-85.....	614
2. Chuck Person.....	1985-86.....	597
3. John Mengelt.....	1969-70.....	554
4. John Mengelt.....	1970-71.....	548
5. Mike Mitchell.....	1977-78.....	544
6. Eddie Johnson.....	1973-74.....	538
7. Lee DeFore.....	1965-66.....	516
8. Chris Morris.....	1987-88.....	501
9. Marquis Daniels.....	2002-03.....	476
10. Chuck Person.....	1983-84.....	470

Field Goal Percentage

1. Charles Barkley.....	1982-83.....	161-250.....	644
2. Charles Barkley.....	1983-84.....	162-254.....	638
3. Aaron Swinson.....	1993-94.....	234-371.....	631
4. Joe Newton.....	1964-65.....	126-208.....	606
5. Aaron Swinson.....	1992-93.....	183-305.....	600
6. Charles Barkley.....	1981-82.....	144-242.....	595
7. Aaron Swinson.....	1991-92.....	157-267.....	588
8. Marco Killingsworth.....	2003-04.....	145-247.....	587
9. Layton Johns.....	1961-62.....	129-221.....	584
10. Porter Gilbert.....	1960-61.....	88-151.....	583

3-Point Field Goals Made

1. Lance Weems.....	1995-96.....	108
2. Tay Waller.....	2008-09.....	100
3. KT Harrell.....	2014-15.....	98
4. Wesley Person.....	1993-94.....	93
5. Tay Waller.....	2009-10.....	87
6. Keenan Carpenter.....	1988-89.....	84
7. Lance Weems.....	1994-95.....	78
8. Adam Harrington.....	2000-01.....	72
9. Ronnie Battle.....	1991-92.....	71
10. Ian Young.....	2004-05.....	70

3-Point Field Goals Attempted

1. Lance Weems.....	1995-96.....	279
2. Tay Waller.....	2008-09.....	272
3. KT Harrell.....	2014-15.....	226
3. Tay Waller.....	2009-10.....	212
4. Adam Harrington.....	2000-01.....	211
5. Wesley Person.....	1993-94.....	210
6. Keenan Carpenter.....	1988-89.....	203
7. Frankie Sullivan.....	2012-13.....	202



Single-Season Leaders

Ian Young.....	2004-05.....	202
9. DeWayne Reed	2008-09.....	199
10. Lance Weems.....	1994-95.....	195

3-Point Field Goal Percentage (min. 1.0 made per game)

1. Ronnie Battle	1991-92.....	71-139.....	511
2. Wesley Person.....	1991-92.....	69-141.....	489
3. Franklin Williams	1995-96.....	32-68.....	471
4. Wesley Person.....	1992-93.....	58-125.....	464
5. Wesley Person.....	1993-94.....	93-210.....	443
6. KT Harrell.....	2014-15.....	98-226.....	434
7. Quan Prowell.....	2006-07.....	35-81.....	432
8. John Caylor.....	1987-88.....	40-95.....	421
9. Jay Heard.....	1998-99.....	39-93.....	419
10. Ray Donald.....	1994-95.....	45-108.....	417

Free Throws Made

1. John Mengelt	1970-71.....	208
2. John Mengelt	1969-70.....	180
3. Chris Denson	2013-14.....	176
4. KT Harrell.....	2014-15.....	162
5. Wally Tinker	1967-68.....	148
6. Bob Miller.....	1953-54.....	144
7. DeWayne Reed	2009-10.....	135
8. KT Harrell.....	2013-14.....	134
9. Lee DeFore	1965-66.....	133
10. Stan Pietkiewicz	1977-78.....	128

Free Throws Attempted

1. Chris Denson	2013-14.....	268
2. John Mengelt	1970-71.....	256
3. John Mengelt	1969-70.....	225
4. Bob Miller.....	1953-54.....	213
5. Cinmeon Bowers	2014-15.....	207
6. Wally Tinker	1967-68.....	199
KT Harrell.....	2014-15.....	199
8. DeWayne Reed	2009-10.....	190
9. Chris Brandt.....	1989-90.....	186
10. Korvotney Barber	2008-09.....	182

Free Throw Percentage (min. 2.0 made per game)

1. Eddie Johnson.....	1974-75.....	102-116.....	879
2. Stan Pietkiewicz	1977-78.....	128-146.....	877
3. KT Harrell.....	2013-14.....	134-154.....	870
4. Jimmy Fibbe	1960-61.....	83-96.....	865
Ian Young.....	2004-05.....	83-96.....	865
6. Scott Pohlman.....	1998-99.....	69-80.....	863
7. Jimmy Montgomery	1965-66.....	83-97.....	856
8. Frankie Sullivan.....	2009-10.....	80-94.....	851
9. Lee DeFore	1965-66.....	133-156.....	853
10. Bobby Buisson.....	1965-66.....	100-119.....	840

Assists

1. Gerald White.....	1985-86.....	221
2. Wes Flanigan	1995-96.....	214
3. Jamison Brewer	2000-01.....	187
4. Gerald White.....	1984-85.....	185
5. Doc Robinson	1999-2000.....	175
6. Doc Robinson	1998-99.....	166
7. Quantez Robertson	2006-07.....	163
8. Terrance Howard	1987-88.....	160
9. Eddie Johnson.....	1975-76.....	149

10. Moochie Norris.....	1994-95.....	143
-------------------------	--------------	-----

Blocked Shots

1. Kyle Davis	2002-03.....	126
2. Kyle Davis	2000-01.....	84
3. Kyle Davis	2001-02.....	78
4. Mamadou N'diaye	1998-99.....	77
5. Mamadou N'diaye	1997-98.....	73
6. Kyle Davis	2003-04.....	72
7. Mamadou N'diaye	1999-2000.....	66
8. Asauhn Dixon-Tatum	2013-14.....	64
9. Korvotney Barber	2006-07.....	55
10. Charles Barkley	1981-82.....	51

Note: Figures not available prior to 1978-79 season.

Steals

1. Marquis Daniels.....	2002-03.....	78
2. Marquis Daniels.....	2000-01.....	71
3. Bryant Smith.....	1997-98.....	67
DeWayne Reed	2008-09.....	67
5. Wes Flanigan	1995-96.....	64
Chris Porter.....	1998-99.....	64
Derrick Dennison.....	1989-90.....	64
8. Quantez Robertson	2007-08.....	63
9. Brandon Robinson	2003-04.....	62
10. Gerald White.....	1984-85.....	60

Note: Figures not available prior to 1978-79 season.



Single-Season Team Leaders

Wins

1.	29	1998-99
2.	24	2008-09
	24	1999-2000
4.	22	2002-03
	22	1985-86
	22	1984-85
7.	20	1983-84
	20	1958-59
	20	1927-28
10.	19	1995-96
	19	1987-88
	19	1959-60
13.	18	2000-01, 1986-87
	18	1974-75, 1962-63, 1961-62

Winning Percentage

1.	.909 (20-2)	1958-59
	.909 (20-2)	1927-28
3.	.878 (29-4)	1998-99
4.	.864 (19-3)	1959-60
5.	.818 (18-4)	1962-63
6.	.750 (18-6)	1961-62
7.	.727 (16-6)	1957-58
	.727 (16-6)	1938-39
9.	.722 (13-5)	1941-42
	.722 (13-5)	1936-37
11.	.708 (17-7)	1953-54
	.708 (17-7)	1949-50
13.	.706 (24-10)	1999-2000

Games Played

1.	36	2008-09
2.	35	2014-15
3.	34	2002-03
	34	1999-2000
	34	1984-85
6.	33	1998-99
	33	1985-86
8.	32	2006-07
	32	2000-01
	32	1995-96
	32	2009-10

Field Goals Made

1.	1016	1984-85
2.	977	1985-86
3.	974	1998-99
4.	955	1986-87
5.	928	2008-09
6.	917	2000-01
7.	908	1983-84
8.	887	1977-78
9.	884	1987-88
10.	879	2002-03

Field Goals Attempted

1.	2245	1998-99
2.	2118	1999-2000
3.	2116	2008-09
4.	2043	2000-01
5.	2040	1984-85
6.	1992	1951-52
7.	1951	1973-74
8.	1934	1985-86
9.	1927	1986-87
10.	1916	1974-75

Field Goal Percentage

1.	.521 (ranked #1 in NCAA Div. I)	1959-60
2.	.518	1983-84
3.	.511	1991-92
4.	.508	1981-82
5.	.506 (ranked #1 in NCAA Div. I)	1993-94
6.	.505	1985-86
7.	.504	1962-63
8.	.502	1968-69
9.	.501	1992-93
10.	.498	1984-85
	.498	1982-83

3-Point Field Goals Made

1.	287	1995-96
2.	278	2008-09
3.	271	2009-10
4.	259	2004-05
5.	252	2014-15
6.	235	2006-07
7.	234	1998-99
8.	229	2007-08
9.	227	1999-2000
10.	222	1994-95

Season records kept since 1986-87.

3-Point Field Goals Attempted

1.	832	2008-09
2.	819	2009-10
3.	806	1995-96
4.	755	2004-05
5.	727	2014-15
6.	703	1996-97
7.	701	2006-07
8.	695	1999-2000
9.	674	2007-08
10.	672	1998-99

Season records kept since 1986-87.

3-Point Field Goal Percentage

1.	.452	1991-92
2.	.390	1992-93
3.	.380	1993-94
4.	.377	1990-91
	.377	1986-87
6.	.366	1994-95
7.	.363	1989-90
8.	.356	1987-88
	.356	2005-06
10.	.348	1998-99

Season records kept since 1986-87.

Free Throws Made

1.	606	2014-15
2.	541	1989-90
3.	532	1953-54
4.	526	2013-14
5.	514	1958-59
6.	502	1970-71
7.	499	1969-70
8.	498	1998-99
9.	486	2008-09
10.	485	1971-72

Free Throws Attempted

1.	910	2014-15
----	-----	---------

2.	802	2008-09
3.	787	1953-54
4.	776	1989-90
5.	730	2013-14
6.	707	1958-59
7.	703	1969-70
8.	689	2009-10
9.	686	1995-96
10.	685	2002-03

Free Throw Percentage

1.	.792 (ranked #1 in NCAA Div. I)	1965-66
2.	.772	1959-60
3.	.770	1987-88
4.	.758	1977-78
5.	.750	1985-86
6.	.748	1960-61
7.	.745	1970-71
8.	.743	1964-65
9.	.739	1956-57
10.	.728	1986-87

Rebounds

1.	1452	1998-99
2.	1335	1999-2000
3.	1323	2008-09
4.	1301	1984-85
5.	1292	1974-75
6.	1269	1973-74
7.	1243	2000-01
8.	1228	1986-87
9.	1212	1951-52
10.	1209	1969-70

Rebound Average

1.	52.8	1957-58
2.	49.7	1974-75
3.	49.6	1952-53
4.	49.0	1956-57
5.	48.7	1973-74
6.	48.5	1951-52
7.	47.1	1955-56
8.	46.5	1969-70
9.	46.4	1970-71
10.	45.6	1958-59

Rebound Margin

1.	+9.2	1998-99
2.	+8.6	1961-62
3.	+8.4	1983-84
	+8.4	1958-59
5.	+7.8	1976-77
	+7.8	1964-65
7.	+7.6	1986-87
8.	+7.5	1987-88
9.	+7.1	1984-85
10.	+7.0	1974-75, 1975-76

Personal Fouls

1.	708	2014-15
2.	675	1989-90
3.	674	2008-09
4.	657	2012-13
5.	647	2013-14
6.	641	2010-11
7.	635	1990-91
	635	2009-10



Single-Season Leaders

9.	629	2000-01
10.	628	1998-99

Fouled Out

1.	33	1977-78
2.	29	1973-74
3.	27	1978-79
4.	26	2006-07
	26	2004-05
	26	2000-01
	26	1972-73
7.	24	1982-83
	24	1981-82
9.	23	1993-94
	23	1989-90, 1990-91

Assists

1.	532	2006-07
2.	526	1985-86
3.	518	1987-88
4.	507	2008-09
5.	501	1986-87
6.	495	2000-01
7.	493	1994-95
8.	482	1995-96
9.	481	1983-84
10.	464	1984-85

Season records kept only since 1965-66.

Blocked Shots

1.	178	2002-03
2.	155	2000-01
3.	152	2001-02
	152	1997-98
5.	149	2011-12
6.	134	2013-14
	134	2003-04
8.	124	2012-13
9.	123	2008-09
10.	118	1984-85
	118	2005-06

Note: Figures not available prior to 1978-79 season.

Steals

1.	327	1998-99
	327	2008-09
3.	270	2006-07
4.	269	2002-03
5.	265	2000-01
6.	259	2007-08
7.	258	1989-90
8.	252	2009-10
9.	251	1995-96
10.	247	1999-2000

Note: Figures not available prior to 1978-79 season.

Points

1.	2680	1998-99
2.	2620	2008-09
3.	2477	2000-01

	2477	1986-87
5.	2423	1999-2000
6.	2422	2009-10
7.	2410	1989-90
8.	2408	2002-03
9.	2390	1984-85
10.	2379	1985-86

Scoring Average

1.	86.6	1991-92
2.	82.1	1970-71
3.	82.0	1977-78
4.	81.73	1974-75
5.	81.71	1993-94
6.	81.3	1975-76
7.	81.2	1998-99
8.	80.5	1976-77
9.	80.4	1992-93
10.	79.9	1986-87

Scoring Margin

1.	+19.6	1998-99
2.	+17.4	1958-59
3.	+11.2	1962-63
4.	+10.2	1961-62
5.	+9.5	1959-60
6.	+7.7	1964-65
7.	+7.3	1956-57
8.	+7.0	1957-58
9.	+6.9	1999-2000
10.	+5.6	1985-86

All-Time Win Streaks

- 30....Began with an 80-72 win over Georgia Tech at Georgia Tech on Jan. 22, 1958, and ended with a 75-56 loss to Kentucky at Kentucky on Feb. 21, 1959.
- 17.... Began with a 114-60 win over Southeastern Louisiana in Auburn on Nov. 13, 1998, and ended with a 72-62 loss to Kentucky at Kentucky on Jan. 20, 1999.
- 15....Began with a 55-54 win over Vanderbilt at Auburn on Jan. 30, 1960, and ended with a 56-48 loss to Miss. State at Miss. State on Jan. 7, 1961.
- 14....First 14 games of 1927-28 season. Began with a 38-12 win over Montgomery YMCA and ended with a 43-42 loss to Ole Miss.
- 14....Began with a 65-56 win over Belmont in Auburn Dec. 1, 1999, and ended with a 79-77 loss at Ole Miss Jan. 22, 2000.
- 11....Began with a 27-24 win over Miss. State in the third game of the 1926-27 season and ended with a 25-23 loss to Tennessee in February of 1927.

- 10....Began with a 60-50 win over Alabama at Alabama on Jan. 20, 1962, and ended with a 63-60 loss to Kentucky at Auburn on Feb. 26, 1962.
- 9.....Began with an 83-58 win over Troy State at Auburn on Nov. 27, 1951, and ended with a 79-62 loss to Georgia Tech at Georgia Tech on Dec. 29, 1952.
- 9.....Began with an 80-56 win over Georgia Tech at Auburn on Jan. 20, 1954, and ended with a 109-79 loss to Kentucky at Kentucky on Feb. 27, 1954.
- 9.....Began with a 62-49 win over Alabama at Alabama on Mar. 4, 1962, and ended with a 62-53 loss to Miss. State at Auburn on Jan. 5, 1963.
- 9.....Began with a 94-64 win at Puerto-Rico Mayaguez on Dec. 20, 2002, and ended with a 67-51 loss at #8 Kentucky on Jan. 22, 2003

Homecourt Win Streaks

- 36....Began with a 73-66 win over Georgia on Jan. 26, 1957, and ended with a 56-48 loss to Miss. State on Jan. 7, 1961.
- 30....Began with a 77-62 win over Southern Miss in the first round of the NIT and last home game of the 1997-98 season and ended with a 55-53 loss to #12 LSU Mar. 1, 2000.
- 17....Began with a 27-24 win over Miss. State in the third game of the 1926-27 season and ended with a 43-42 loss to Ole Miss in the 15th game of the 1927-28 season.

- 15....Began with a 92-70 win over Georgia Tech on Feb. 27, 1974, and ended with a 63-62 loss to Alabama on Jan. 10, 1976.
- 10....Began with a 79-44 win over Ole Miss on Jan. 7, 1963, and ended with a 62-57 loss to Georgia Tech on Feb. 3, 1964.
- 10....Began with a 76-73 win over Ole Miss on Mar. 2, 2011, and ended with a 68-53 loss to #2 Kentucky on Jan. 11, 2012.



Year-By-Year Leaders

Scoring

Season	Player	G	FGM	3FG	FTM	PTS	AVG.
2014-15	KT Harrell, Sr., G	35	194	98	162	648	18.5
2013-14	Chris Denson, Sr., G	30	187	22	176	572	19.1
2012-13	Frankie Sullivan, Sr., G	32	148	56	113	465	14.5
2011-12	Frankie Sullivan, Jr., G	31	126	60	80	392	12.6
2010-11	Earnest Ross, So., G	31	126	48	107	407	13.1
2009-10	DeWayne Reed, Sr., G	32	167	49	135	518	16.5
2008-09	DeWayne Reed, Jr., G	36	156	65	97	474	13.2
2007-08	Quan Prowell, Sr., F	25	142	39	51	374	15.0
2006-07	Josh Dollard, So., F	26	125	18	58	326	12.5
2005-06	Ronny LeMelle, Sr., G	28	123	58	55	359	12.8
2004-05	Toney Douglas, Fr., G	31	179	70	105	525	16.9
2003-04	Marco Killingsworth, Jr., F27	145	4	77	371	13.7	
2002-03	Marquis Daniels, Sr., F	34	244	30	107	625	18.4
2001-02	Marquis Daniels, Jr., F	28	115	22	73	325	11.6
2000-01	Marquis Daniels, So., F	32	206	11	395	503	15.7
1999-2000	Chris Porter, Sr., F	26	141	4	304	380	14.6
1998-99	Chris Porter, Jr., F	30	179	8	381	479	16.0
1997-98	Doc Robinson, So., G	30	140	43	358	372	12.4
1996-97	Wes Flanigan, Sr., G	31	117	26	81	341	11.0
1995-96	Lance Weems, Sr., G	32	149	108	24	430	13.4
1994-95	Lance Weems, Jr., G	29	127	78	50	382	13.2
1993-94	Wesley Person, Sr., G/F	28	217	93	93	621	22.2
1992-93	Wesley Person, Jr., F	27	194	58	61	507	18.8
1991-92	Wesley Person, So., F	27	208	69	53	538	19.9
1990-91	Ronnie Battle, So., G	29	184	50	76	494	17.0
1989-90	Ronnie Battle, Fr., G	31	202	64	59	527	17.0
1988-89	Keenan Carpenter, Sr., G28	195	84	57	531	19.0	
1987-88	Chris Morris, Sr., F	30	241	33	105	620	20.7
1986-87	Jeff Moore, Jr., C	31	208	2	120	538	17.4
1985-86	Chuck Person, Sr., F	33	310	0	90	710	21.5
1984-85	Chuck Person, Jr., F	34	334	0	79	747	22.0
1983-84	Chuck Person, So., F	31	255	0	83	593	19.1
1982-83	Charles Barkley, So., C	28	161	0	82	404	14.4
1981-82	Odell Mosteller, Jr., G	28	186	0	73	445	15.9
1980-81	Earl Banks, Sr., C	27	140	0	40	320	11.9
1979-80	Bubba Price, Sr., G	28	123	0	59	305	10.9
1978-79	Bobby Cattage, So., C	29	184	0	92	460	15.9
1977-78	Mike Mitchell, Sr., F	27	283	0	105	671	24.9
1976-77	Mike Mitchell, Jr., F	26	229	0	47	505	19.4
1975-76	Eddie Johnson, Jr., G	26	204	0	105	513	19.7
1974-75	Eddie Johnson, So., G	24	200	0	102	502	20.9
1973-74	Eddie Johnson, Fr., G	26	231	0	105	567	21.8
1972-73	Gary England, Sr., G	26	140	0	53	333	12.8
1971-72	Jim Retseck, Jr., F	26	165	0	100	430	16.5
1970-71	John Mengelt, Sr., G	26	265	0	208	738	28.4
1969-70	John Mengelt, Jr., G	26	258	0	180	696	26.8
1968-69	John Mengelt, So., G	25	189	0	108	486	19.4
1967-68	Wally Tinker, Jr., F	26	115	0	148	378	14.5
1966-67	Alex Howell, Jr., G	25	148	0	52	348	14.0
1965-66	Lee DeFore, Sr., F	26	241	0	133	615	23.7
1964-65	Lee DeFore, Jr., F	23	145	0	73	363	15.8
1963-64	Lee DeFore, So., F	23	168	0	72	408	17.7
1962-63	Layton Johns, Sr., C	22	119	0	92	330	15.0
1961-62	Layton Johns, Jr., C	24	129	0	119	377	15.7
1960-61	Jimmy Fibbe, Sr., F	22	120	0	83	323	14.7
1959-60	Henry Hart, Sr., G	20	108	0	94	310	15.5
1958-59	Jimmy Lee, Sr., G	22	112	0	65	289	13.1
1957-58	Rex Frederick, Jr., F	22	123	0	109	355	16.1
1956-57	Jimmy Lee, So., G	21	134	0	66	334	15.9
1955-56	Bill McGriff, So., C	21	121	0	92	334	15.9

1954-55	Bill Kirkpatrick, Sr., G	20	152	0	67	371	18.7
1953-54	Bob Miller, Sr., C	24	141	0	144	426	17.8
1952-53	Bob Miller, Jr., C	21	86	0	96	268	15.8
1951-52	Inman Veal, So., G	26	114	0	47	284	10.9
1950-51	Dan Pridgen, Sr., C	22	111	0	56	278	12.6
1949-50	Bill Lynn, Sr., C	23	129	0	81	339	14.7

Rebounding

Season	Player	G	REB.	AVG.
2014-15	Cinmeon Bowers, Jr., F	34	326	9.6
2013-14	Asaahn Dixon-Tatum, Sr., C	30	180	6.0
2012-13	Robb Chubb, Sr., C	32	210	6.6
2011-12	Kenny Gabriel, Sr., F	31	227	7.3
2010-11	Earnest Ross, So., G	31	205	6.6
2009-10	Lucas Hargrove, Sr., F	32	224	7.0
2008-09	Korvotney Barber, Sr., F	36	347	9.6
2007-08	Quan Prowell, Sr., F	25	158	6.3
2006-07	Josh Dollard, So., F	26	181	7.0
2005-06	Korvotney Barber, Fr., F	28	134	4.8
2004-05	Quinnel Brown, Sr., F	31	186	6.0
2003-04	Marco Killingsworth, Jr., F	27	187	6.9
2002-03	Marco Killingsworth, So., F	34	219	6.4
2001-02	Marquis Daniels, Jr., F	28	148	5.3
2000-01	Jamison Brewer, So., G	32	230	7.2
1999-2000	Mamadou N'diaye, Sr., C	34	267	7.9
1998-99	Chris Porter, Jr., F	30	259	8.6
1997-98	Mamadou N'diaye, So., C	30	208	6.9
1996-97	Pat Burke, Sr., C	31	216	7.0
1995-96	Pat Burke, Jr., C	32	278	8.7
1994-95	Chris Davis, Jr., F	29	178	6.1
1993-94	Aubrey Wiley, Sr., F	28	261	9.3
1992-93	Aaron Swinson, Jr., F/C	27	207	7.7
1991-92	Aaron Swinson, So., F	27	203	7.5
1990-91	Robert McKie, So., C	28	164	5.9
1989-90	John Caylor, Jr., C-F	28	189	6.8
1988-89	Matt Geiger, So., C	28	186	6.6
1987-88	Chris Morris, Sr., F	30	295	9.8
1986-87	Jeff Moore, Jr., C	31	293	9.5
1985-86	Chuck Person, Sr., F	33	260	7.9
1984-85	Chuck Person, Jr., F	34	303	8.9
1983-84	Charles Barkley, Jr., C	28	265	9.5
1982-83	Charles Barkley, So., C	28	266	9.5
1981-82	Charles Barkley, Fr., C	28	275	9.8
1980-81	Earl Banks, Sr., C	27	188	7.0
1979-80	Earl Banks, Jr., C	28	164	5.9
1978-79	Bobby Cattage, So., C	29	269	9.3
1977-78	Mike Mitchell, Sr., F	27	241	8.9
1976-77	Pepto Bolden, Sr., F	26	233	9.0
1975-76	Mike Mitchell, So., F	26	249	9.6
1974-75	Mike Mitchell, Fr., F	25	286	11.4
1973-74	Pepto Bolden, Fr., C	26	302	11.6
1972-73	Gary Redding, Fr., F	26	214	8.2
1971-72	Jim Retseck, Jr., F	26	240	9.2
1970-71	Jim Retseck, So., F	26	294	11.3
1969-70	Bill Alexander, Sr., C	26	316	12.1
1968-69	Wally Tinker, Sr., F	25	195	7.8
1967-68	Bill Alexander, So., C	25	186	7.4
1966-67	Wally Tinker, So., F	25	211	8.4
1965-66	Lee DeFore, Sr., F	26	249	9.6
1964-65	Freddie Guy, Sr., F	25	306	12.2
1963-64	Freddie Guy, Jr., F	22	257	11.1
1962-63	Layton Johns, Sr., C	22	274	12.4



Year-By-Year Leaders

1961-62 Layton Johns, Jr., C2427011.3
1960-61 Jimmy Fibbe, Sr., F221446.5
1959-60 Jimmy Fibbe, Jr., C221526.9
1958-59 Rex Frederick, Sr., C2025712.9
1957-58 Rex Frederick, Jr., F2232514.8
1956-57 Rex Frederick, So., F2132215.3
1955-56 Bill McGriff, Sr., C2121410.2
1954-55 Jim O'Donnell, Sr., F201728.6
1953-54 Bob Miller, Sr., C2427711.5
1952-53 Bob Miller, Jr., C1720912.3
1951-52 Bob Fenn, Jr., C251947.8
1950-51 Dan Pridgen, Sr., C201819.1

1967-68 Tom Perry, Jr., F2475-147510
1966-67 Tom Perry, So., F2578-135577
1965-66 Bobby Buisson, Jr., G26105-185566
1964-65 Joe Newton, Sr., C24126-208606
1963-64 Joe Newton, Jr., C2285-154552
1962-63 John Blackwell, Jr., F22123-219562
1961-62 Layton Johns, Jr., C24129-232556
1960-61 Porter Gilbert, Sr., G1988-151583
1959-60 Porter Gilbert, Jr., G2297-169574
1958-59 Jimmy Fibbe, So., F2292-160575
1957-58 Rex Frederick, Jr., F22123-276446
1956-57 Rex Frederick, So., F21103-201512
1955-56 Kay Slayden, Sr., F21107-222482
1954-55 Gordon Mummert, Sr., C1981-180450
1953-54 Bob Miller, Sr., C24141-284496
1952-53 Bob Miller, Jr., C2186-212406
1951-52 Bill Fickling, So., F2275-191393
1950-51 Don Lanford, Sr., G2289-265336
1949-50 Don Lanford, Jr., G2276-188404

Minimum of 3 FGM per game.

Field Goal Percentage

Season	Player	G	FGM-FGA	Pct.
2014-15 KT Harrell, Sr., G35194-428453
2013-14 Chris Denson, Sr., G30187-406461
2012-13 Rob Chubb, Sr., C32115-239481
2011-12 Chris Denson, So., G3090-194464
2010-11 Rob Chubb, So., C2993-200465
2009-10 Brendan Knox, Sr., C32108-163663
2008-09 Korvotney Barber, Sr., F36188-345545
2007-08 Quan Prowell, Sr., F25142-261544
2006-07 Korvotney Barber, So., F32148-244607
2005-06 Korvotney Barber, Fr., F2881-141574
2004-05 Daniel Hayles, Fr., F-G3171-142500
2003-04 Marco Killingsworth, Jr., F27145-247587
2002-03 Marco Killingsworth, So., F34170-309550
2001-02 Marco Killingsworth, Fr., F2890-170529
2000-01 Marquis Daniels, So., G32206-395522
1999-2000 Mamadou N'diaye, Sr., C34100-187535
1998-99 Mamadou N'diaye, Jr., C3388-180489
1997-98 Bryant Smith, Jr., F28130-257506
1996-97 Pat Burke, Sr., C31128-270474
1995-96 Franklin Williams, So., F32115-217530
1994-95 Chris Davis, Jr., F29131-226580
1993-94 Aaron Swinson, Sr., F28234-371631
1992-93 Aaron Swinson, Jr., F/C27183-305600
1991-92 Aaron Swinson, So., F27157-267588
1990-91 John Caylor, Sr., F-C2986-170506
1989-90 John Caylor, Jr., C-F2890-169533
1988-89 Matt Geiger, So., C28170-337504
1987-88 John Caylor, So., F30102-193528
1986-87 Chris Morris, Jr., F31170-304559
1985-86 Frank Ford, Jr., G33153-281544
1984-85 Frank Ford, So., G34161-291553
1983-84 Charles Barkley, Jr., C28162-254638
1982-83 Charles Barkley, So., C28161-250644
1981-82 Charles Barkley, Fr., C28144-242595
1980-81 Earl Banks, Sr., C27140-248565
1979-80 Rich Valavicius, Sr., F1771-136522
1978-79 Rich Valavicius, Jr., F29171-322531
1977-78 Myles Patrick, Sr., F27103-196526
1976-77 Mike Mitchell, Jr., F26229-429534
1975-76 Gary Redding, Sr., F26139-265525
1974-75 Gary Redding, Jr., F26159-309515
1973-74 Pepto Bolden, Sr., C26113-212533
1972-73 Albert Johnson, Sr., F2476-144528
1971-72 Ernie Magri, Jr., F1962-110564
1970-71 Al Leapheart, Jr., C26114-225506
1969-70 Bill Alexander, Sr., C26141-271520
1968-69 Bill Alexander, Jr., C25126-238529

3-Point Field Goals

Season	Player	G	3FGM	AVG.
2014-15 KT Harrell, Sr., G35982.8
2013-14 KT Harrell, Jr., G30662.2
2012-13 Frankie Sullivan, Sr., G32561.8
2011-12 Frankie Sullivan, Jr., G31601.9
2010-11 Earnest Ross, So., G31481.5
2009-10 Tay Waller, Sr., G26873.4
2008-09 Tay Waller, Jr., G361002.8
2007-08 Rasheem Barrett, Jr., G30461.5
2006-07 Quan Prowell, Jr., F21351.7
2005-06 Ronny LeMelle, Sr., G28582.1
2004-05 Ian Young, Sr., G30702.3
2003-04 Ian Young, Jr., G28592.1
2002-03 Derrick Bird, Sr., G34561.6
2001-02 Adam Harrington, Jr., G28521.9
2000-01 Adam Harrington, So., G31722.3
1999-2000 Daymeon Fishback, Sr., G34591.7
1998-99 Scott Pohlman, So., G33621.9
1997-98 Scott Pohlman, Fr., G30531.8
1996-97 Daymeon Fishback, Fr., G31571.8
1995-96 Lance Weems, Sr., G321083.4
1994-95 Lance Weems, Jr., G29782.7
1993-94 Wesley Person, Sr., G/F28933.3
1992-93 Wesley Person, Jr., F27582.1
1991-92 Ronnie Battle, Jr., G27712.6
1990-91 Ronnie Battle, So., G29501.7
1989-90 Ronnie Battle, Fr., G31642.1
1988-89 Keenan Carpenter, Sr., G28843.0
1987-88 John Caylor, So., F30401.3
1986-87 Gerald White, Sr., G24321.3

Minimum of 1.0 3FGM per game. Note: 3-point shot instituted in 1986-87.

3-Point Field-Goal Percentage (min. 1.0 made per game)

Season	Player	G	3FGM-3FGA	Pct.
2014-15 KT Harrell, Sr., G3598-226434
2013-14 KT Harrell, Jr., G3066-184359
2012-13 Jordan Price, Fr., G2730-77390
2011-12 Kenny Gabriel, Sr., F3143-133323
2010-11 Earnest Ross, So., G3148-144333
2009-10 Tay Waller, Sr., G2687-212410



Year-By-Year Leaders

2008-09 Tay Waller, Jr., G36 100-272.....	368
2007-08 Quan Prowell, Sr., F25 39-95.....	411
2006-07 Quan Prowell, Jr., F21 35-81.....	432
2005-06 Rasheem Barrett, Fr., G28 39-100.....	390
2004-05 Nathan Watson, Sr., G31 52-139.....	374
2003-04 Ian Young, Jr., G28 59-150.....	393
2002-03 Nathan Watson, So., G28 38-103.....	369
2001-02 Adam Harrington, Jr., G28 52-148.....	351
2000-01 Adam Harrington, So., G31 72-211.....	341
1999-2000 Daymeon Fishback, Sr., G34 59-164.....	360
1998-99 Jay Heard, Fr., G33 39-93.....	419
1997-98 Daymeon Fishback, So., G29 39-111.....	351
1996-97 Franklin Williams, Jr., F31 33-86.....	384
1995-96 Franklin Williams, So., F32 32-68.....	471
1994-95 Ray Donald, Jr., G/F29 45-108.....	417
1993-94 Wesley Person, Sr., G/F28 93-210.....	443
1992-93 Wesley Person, Jr., F27 58-125.....	464
1991-92 Ronnie Battle, Jr., G27 71-139.....	511
1990-91 Ronnie Battle, So., G29 50-122.....	410
1989-90 Ronnie Battle, Fr., G31 64-164.....	390
1988-89 Keenan Carpenter, Sr., G28 84-203.....	414
1987-88 John Caylor, So., F30 40- 95.....	421
1986-87 Gerald White, Sr., G24 32- 83.....	386

Minimum of 1.0 3FGM per game. Note: 3-point shot instituted in 1986-87.

Free Throw Percentage

Season	Player	G	FTM-FTA	Pct.
2014-15 KT Harrell, Sr. G35 162-199.....	814
2013-14 KT Harrell, Jr., G30 134-154.....	870
2012-13 Frankie Sullivan, Sr., G32 113-143.....	790
2011-12 Frankie Sullivan, Jr. G31 80-114.....	702
2010-11 Earnest Ross, So., G31 107-135.....	793
2009-10 Frankie Sullivan, So., G31 80-94.....	851
2008-09 Tay Waller, Jr., G36 56-70.....	800
2007-08 Frank Tolbert, Sr., G30 102-134.....	761
2006-07 Frank Tolbert, Jr., G32 83-116.....	716
2005-06 Rasheem Barrett, Fr., G28 52-69.....	754
2004-05 Ian Young, Sr., G30 83-96.....	865
2003-04 Ian Young, Jr., G28 37-44.....	841
2002-03 Derrick Bird, Sr., G34 56-69.....	812
2001-02 Adam Harrington, Jr., G28 55-79.....	696
2000-01 Scott Pohlman, Sr., G32 70-86.....	814
1999-2000 Doc Robinson, Sr., G34 63-81.....	778
1998-99 Scott Pohlman, So., G33 69-80.....	863
1997-98 Bryant Smith, Jr., F28 99-149.....	664
1996-97 Wes Flanigan, Sr., G31 81-122.....	664
1995-96 Ray Donald, Sr., G32 61-68.....	897
1994-95 Wes Flanigan, So., G29 81-101.....	802
1993-94 Wesley Person, Sr., G/F28 94-128.....	734
1992-93 Ronnie Battle, Sr., G27 79-96.....	823
1991-92 Chris Brandt, Sr., C27 108-147.....	735
1990-91 Ronnie Battle, So., G29 76-99.....	768
1989-90 Reggie Gallon, Fr., G31 99-128.....	773
1988-89 Keenan Carpenter, Sr., G28 57- 73.....	781
1987-88 Jeff Moore, Sr., C20 86-103.....	835
1986-87 Jeff Moore, Jr., C31 120-150.....	800
1985-86 Chuck Person, Sr., F33 90-112.....	804
1984-85 Chuck Person, Jr., F34 79-107.....	738
1983-84 Chuck Person, So., F31 83-114.....	728
1982-83 Odell Mosteller, Sr., G28 73- 90.....	811
1981-82 Odell Mosteller, Jr., G28 73- 99.....	737
1980-81 Frank Poindexter, So., F27 81-100.....	810

1979-80 Rich Valavicius, Sr., F17 47- 61.....	770
1978-79 Bubba Price, Jr., G29 97-123.....	789
1977-78 Stan Pietkiewicz, Sr., G27 128-146.....	877
1976-77 Eddie Johnson, Sr., G26 98-124.....	790
1975-76 Eddie Johnson, Jr., G26 105-142.....	739
1974-75 Eddie Johnson, So., G24 102-116.....	879
1973-74 Eddie Johnson, Fr., G26 105-130.....	807
1972-73 Mike Christian, Jr., G26 78-114.....	684
1971-72 Henry Harris, Sr., G26 94-128.....	734
1970-71 John Mengelt, Sr., G26 208-256.....	812
1969-70 John Mengelt, Jr., G26 180-225.....	800
1968-69 Wally Tinker, Sr., F25 125-152.....	822
1967-68 Tom Perry, Jr., F24 69- 86.....	802
1966-67 Bobby Buisson, Sr., G25 97-126.....	785
1965-66 Jimmy Montgomery, Sr., F26 83- 97.....	856
1964-65 Lee DeFore, Jr., F23 73- 92.....	793
1963-64 Joe Newton, Jr., C22 61- 76.....	803
1962-63 Larry Cart, Sr., G22 66- 89.....	742
1961-62 Layton Johns, Jr., C24 119-155.....	768
1960-61 Jimmy Fibbe, Sr., F22 83- 96.....	865
1959-60 David Vaughn, Jr., F18 68- 85.....	800
1958-59 Henry Hart, Sr., G22 102-138.....	739
1957-58 Jimmy Lee, Jr., G22 62- 85.....	729
1956-57 Jimmy Lee, So., G21 66- 85.....	776
1955-56 Jim O'Donnell, Sr., F21 80-104.....	769
1954-55 Jim O'Donnell, Jr., F20 112-147.....	762
1953-54 Jack Turner, Sr., G24 82-110.....	745
1952-53 Jack Turner, Jr., G21 82-117.....	701
1951-52 Jack Turner, So., G22 66- 89.....	742
1950-51 George Hill, Sr., F22 61- 76.....	803
1949-50 Don Lanford, Jr., G22 78-101.....	772

Minimum of 2.0 FTM per game.

Assists

Season	Player	G	AST	APG
2014-15 K.C. Ross-Miller, Sr., G3583.....	2.4
2013-14 Tahj Shamsid-Deen, Fr., G3086.....	2.9
2012-13 Josh Wallace, Sr., G3291.....	2.8
2011-12 Varez Ward, So., G27103.....	3.8
2010-11 Josh Wallace, So., G31120.....	3.9
2009-10 DeWayne Reed, Sr., G32139.....	4.3
2008-09 DeWayne Reed, Jr., G36134.....	3.7
2007-08 Quantez Robertson, Jr., G30122.....	4.1
2006-07 Quantez Robertson, So., G32163.....	5.1
2005-06 Quantez Robertson, Fr., G28130.....	4.6
2004-05 Ian Young, Sr., G30121.....	4.0
2003-04 Ian Young, Jr., G2868.....	2.4
2002-03 Marquis Daniels, Sr., G34113.....	3.3
2001-02 Marquis Daniels, Jr., F28116.....	4.1
2000-01 Jamison Brewer, So., G32187.....	5.8
1999-2000 Doc Robinson, Sr., G34175.....	5.1
1998-99 Doc Robinson, Jr., G33166.....	5.0
1997-98 Doc Robinson, So., G30131.....	4.4
1996-97 Wes Flanigan, Sr., G31138.....	4.5
1995-96 Wes Flanigan, Jr., G32214.....	6.7
1994-95 Moochie Norris, Jr., G29143.....	4.9
1993-94 Wes Flanigan, Fr., G28137.....	4.9
1992-93 Reggie Gallon, Sr., G27121.....	4.5
1991-92 Champ Wrencher, Sr., G27121.....	4.5
1990-91 Reggie Gallon, So., G29119.....	4.1
1989-90 Reggie Gallon, Fr., G31119.....	3.8
1988-89 Derrick Dennison, Jr., G28119.....	4.3



Year-By-Year Leaders

1987-88	Terrance Howard, Sr., G301605.3
1986-87	Gerald White, Sr., G241245.2
1985-86	Gerald White, Jr., G332216.7
1984-85	Gerald White, So., G341855.4
1983-84	Paul Daniels, Sr., G301324.4
1982-83	Paul Daniels, Jr., G281344.8
1981-82	Paul Daniels, So., G281364.9
1980-81	Byron Henson, So., G26632.4
1979-80	Eric Stringer, Jr., G281033.7
1978-79	Bubba Price, Jr., G291204.1
1977-78	Stan Pietkiewicz, Sr., G271284.7
1976-77	Eddie Johnson, Sr., G261355.2
1975-76	Eddie Johnson, Jr., G261495.7
1974-75	Eddie Johnson, So., G241405.8
1973-74	Mike Christian, Sr., G26943.6
1972-73	Gary England, Sr., G26823.2
1971-72	Henry Harris, Sr., G26692.7
1970-71	John Mengelt, Sr., G26913.5
1969-70	Carl Shetler, Sr., G26672.6
1968-69	Wally Tinker, Sr., F251295.2
1967-68	Tom Perry, Jr., F24964.0
1966-67	Bobby Buisson, Sr., G25732.9
1965-66	Bobby Buisson, Jr., G261094.2

Note: Figures not available prior to 1965-66 season.

Blocked Shots

Season	Player	G	BK
2014-15	Jordon Granger, Jr., F34..... 22
2013-14	Asaahn Dixon-Tatum, Sr., C30..... 64
2012-13	Asaahn Dixon-Tatum, Jr., C32..... 44
2011-12	Kenny Gabriel, Sr., F31..... 71
2010-11	Kenny Gabriel, Jr., F31..... 28
2009-10	Bredon Knox, Sr., C32..... 33
2008-09	Korvotney Barber, Sr., F36..... 44
2007-08	Frank Tolbert, Sr., G30..... 14
2006-07	Korvotney Barber, Jr., F32..... 55
2005-06	Korvotney Barber, Fr., F28..... 43
2004-05	Frank Tolbert, Fr., G30..... 15
2003-04	Kyle Davis, Sr., C28..... 72
2002-03	Kyle Davis, Jr., C34..... 126
2001-02	Kyle Davis, So., C24..... 78
2000-01	Kyle Davis, Fr., C30..... 84
1999-2000	Mamadou N'diaye, Sr., C34..... 66
1998-99	Mamadou N'diaye, Jr., C33..... 77
1997-98	Mamadou N'diaye, So., C30..... 73
1996-97	Pat Burke, Sr., C31..... 33
1995-96	Pat Burke, Jr., C32..... 45
1994-95	Pat Burke, So., C29..... 29
1993-94	Pat Burke, Fr., C28..... 26
1992-93	Mark Hutton, Jr., F27..... 38
1991-92	Wesley Person, So., F27..... 29
1990-91	Wesley Person, Fr., F26..... 31
1989-90	Zane Arnold, Jr., C31..... 21
1988-89	Matt Geiger, So., C28..... 25
1987-88	Chris Morris, Sr., F30..... 39
1986-87	Mike Jones, So., F31..... 41
1985-86	Mike Jones, Fr., F33..... 34
1984-85	Chris Morris, Fr., F34..... 45
1983-84	Charles Barkley, Jr., C28..... 49
1982-83	Charles Barkley, So., C28..... 45
1981-82	Charles Barkley, Fr., C28..... 51
1980-81	Earl Banks, Sr., C27..... 20

1979-80	Benny Anthony, Sr., F2826
1978-79	Earl Banks, So., C2921

Note: Figures not available prior to 1978-79 season.

Steals

Season	Player	G	ST
2014-15	K.C. Ross-Miller, Sr., G35..... 54
2013-14	Allen Payne, Sr., F30..... 37
2012-13	Allen Payne, Jr., F32..... 38
2011-12	Frankie Sullivan, Jr., G31..... 44
2010-11	Josh Wallace, So., G31..... 53
2009-10	Frankie Sullivan, So., G31..... 59
2008-09	DeWayne Reed, Jr., G36..... 67
2007-08	Quantez Robertson, Jr., G30..... 63
2006-07	Quantez Robertson, So., G32..... 55
2005-06	Ronny LeMelle, Sr., G28..... 40
2004-05	Nathan Watson, Sr., G31..... 52
2003-04	Brandon Robinson, Jr., F28..... 62
2002-03	Marquis Daniels, Sr., F34..... 78
2001-02	Marquis Daniels, Jr., F28..... 54
2000-01	Marquis Daniels, So., F32..... 71
1999-2000	Chris Porter, Sr., F26..... 52
1998-99	Chris Porter, Jr., F30..... 64
1997-98	Bryant Smith, Jr., F28..... 67
1996-97	Bryant Smith, So., F31..... 53
1995-96	Wes Flanigan, Jr., G32..... 64
1994-95	Moochie Norris, Jr., G29..... 51
1993-94	Wesley Person, Sr., G/F28..... 28
1992-93	Reggie Gallon, Sr., G27..... 39
1991-92	Reggie Gallon, Jr., G27..... 39
1990-91	Reggie Gallon, So., G29..... 41
1989-90	Derrick Dennison, Sr., F30..... 64
1988-89	Derrick Dennison, Jr., G28..... 44
1987-88	Chris Morris, Sr., F30..... 52
1986-87	Chris Morris, Jr., F31..... 45
1985-86	Chris Morris, So., F33..... 49
1984-85	Gerald White, So., G34..... 60
1983-84	Chuck Person, So., F31..... 38
1982-83	Paul Daniels, Jr., G28..... 42
1981-82	Odell Mosteller, Jr., G28..... 30
1980-81	Alvin Mumphord, So., G26..... 29
1979-80	Bubba Price, Sr., G28..... 33
1978-79	Bubba Price, Jr., G29..... 49

Note: Figures not available prior to 1978-79 season.



1,000-Point Club

1. Chuck Person • Forward, 6-8, 215, Brantley, Ala. (Brantley)

Year	GP-GS	Min-Avg	FG-FGA	Pct	3FG-A	Pct	FT-FTA	Pct	Reb.-Avg	PF-FO	Ast	TO	Blk	Stl	Pts-Avg
1982-83	28-20	636-22.7	118-218	.541	--	--	25-33	.758	128-4.6	57-1	37	37	6	13	261-9.3
1983-84	31-30	1045-34.8	255-470	.543	--	--	83-114	.728	249-8.0	62-3	38	82	8	38	593-19.1
1984-85	34-34	1240-36.5	334-614	.544	--	--	79-107	.738	303-8.9	78-0	69	80	18	42	747-22.0
1985-86	33-33	1194-36.2	310-597	.519	--	--	90-112	.804	260-7.9	83-3	30	73	12	27	710-21.5
Totals	126-117	4115-32.7	1017-1899	.536	--	--	277-366	.757	940-7.5	280-7	174	277	44	120	2311-18.3

2. Mike Mitchell • Forward, 6-8, 215, Atlanta, Ga. (Price)

Year	GP-GS	Min-Avg	FG-FGA	Pct	3FG-A	Pct	FT-FTA	Pct	Reb.-Avg	PF-FO	Ast	TO	Blk	Stl	Pts-Avg
1974-75	25-24	--	204-426	.479	--	--	53-98	.541	286-11.4	84-4	15	--	--	--	461-18.4
1975-76	26-26	--	210-431	.487	--	--	66-96	.688	249-9.6	76-2	27	--	--	--	486-18.7
1976-77	26-26	--	229-429	.534	--	--	47-69	.681	220-8.5	75-5	35	--	--	--	505-19.4
1977-78	27-x	--	283-544	.520	--	--	105-135	.778	241-8.9	69-2	50	--	--	--	671-24.9
Totals	104-76	--	926-1830	.506	--	--	271-398	.681	996-9.6	304-13	127	--	--	--	2123-20.4

3. Wesley Person • Forward/Guard, 6-6, 200, Brantley, Ala. (Brantley)

Year	GP-GS	Min-Avg	FG-FGA	Pct	3FG-A	Pct	FT-FTA	Pct	Reb.-Avg	PF-FO	Ast	TO	Blk	Stl	Pts-Avg
1990-91	26-24	857-33.0	153-325	.471	42-118	.356	52-68	.765	147-5.7	49-0	48	49	31	35	400-15.4
1991-92	27-27	955-35.4	208-411	.506	69-141	.489	53-73	.726	183-6.8	45-1	55	45	29	28	538-19.9
1992-93	27-26	957-35.4	194-349	.556	58-125	.464	61-79	.772	192-7.1	46-0	102	46	17	21	507-18.8
1993-94	28-28	1006-35.9	217-448	.484	93-210	.443	94-128	.734	179-6.4	45-1	79	45	11	28	621-22.2
Totals	108-105	3775-35.0	772-1533	.497	262-594	.441	260-348	.747	701-6.5	185-2	284	185	88	112	2066-19.1

4. Eddie Johnson • Guard, 6-2, 175, Weirsdale, Fla. (Lake Weir)

Year	GP-GS	Min-Avg	FG-FGA	Pct	3FG-A	Pct	FT-FTA	Pct	Reb.-Avg	PF-FO	Ast	TO	Blk	Stl	Pts-Avg
1973-74	26-26	--	231-538	.429	--	--	105-130	.807	105-4.0	85-0	75	--	--	--	567-21.8
1974-75	24-23	--	200-449	.445	--	--	102-116	.879	90-3.8	69-3	140	--	--	--	502-20.9
1975-76	26-26	--	204-428	.477	--	--	105-142	.739	101-3.9	74-0	149	--	--	--	513-19.7
1976-77	26-26	--	154-362	.425	--	--	98-124	.790	67-2.6	88-5	135	--	--	--	406-15.6
Totals	102-101	--	789-1777	.444	--	--	410-512	.800	363-3.6	316-8	499	--	--	--	1988-19.5

5. John Mengelt • Guard, 6-3, 190, Elwood, Ind. (Wendell Wilkie)

Year	GP-GS	Min-Avg	FG-FGA	Pct	3FG-A	Pct	FT-FTA	Pct	Reb.-Avg	PF-FO	Ast	TO	Blk	Stl	Pts-Avg
1968-69	25	--	189-360	.525	--	--	108-138	.782	106-4.2	60	60	--	--	--	486-19.4
1969-70	26	--	258-554	.465	--	--	180-225	.800	156-6.0	77	54	--	--	--	696-26.8
1970-71	26	--	265-548	.484	--	--	208-256	.812	108-4.1	92	91	--	--	--	738-28.4
Totals	77	--	712-1462	.487	--	--	496-619	.801	370-4.7	229	205	--	--	--	1920-24.8

6. Ronnie Battle • Guard, 6-1, 160, Pittsview, Ala. (Chavala)

Year	GP-GS	Min-Avg	FG-FGA	Pct	3FG-A	Pct	FT-FTA	Pct	Reb.-Avg	PF-FO	Ast	TO	Blk	Stl	Pts-Avg
1989-90	31-31	1020-32.9	202-416	.486	64-164	.390	59-82	.720	104-3.4	78-2	79	88	5	38	527-17.0
1990-91	29-28	928-32.0	184-438	.420	50-122	.410	76-99	.768	75-2.6	68-1	62	83	7	27	494-17.0
1991-92	27-27	895-33.1	173-352	.491	71-139	.511	32-46	.696	50-1.9	70-1	66	64	9	36	449-16.6
1992-93	27-27	927-33.1	158-350	.451	51-133	.383	79-96	.823	38-1.4	53-0	86	70	4	24	446-16.5
Totals	114-113	3770-33.1	717-1556	.461	236-558	.423	246-323	.762	267-2.3	269-4	293	305	25	125	1916-16.8

7. Chris Morris • Forward, 6-8, 210, Atlanta, Ga. (Douglass)

Year	GP-GS	Min-Avg	FG-FGA	Pct	3FG-A	Pct	FT-FTA	Pct	Reb.-Avg	PF-FO	Ast	TO	Blk	Stl	Pts-Avg
1984-85	34-30	1032-30.4	155-325	.477	--	--	44-71	.620	169-5.0	81-5	57	87	45	43	354-10.4
1985-86	33-33	1023-31.0	128-256	.500	--	--	69-103	.670	171-5.2	75-3	62	58	60	54	325-9.8
1986-87	31-31	985-31.8	170-304	.559	9-27	.333	69-97	.711	225-7.3	104-8	80	69	30	42	418-13.5
1987-88	30-30	1018-33.9	241-501	.481	33-97	.340	105-132	.795	295-9.8	83-3	82	85	44	54	620-20.7
Totals	128-124	4058-31.7	694-1386	.501	42-124	.338	287-403	.712	860-6.7	343-19	281	275	179	193	1717-13.4



1,000-Point Club

8. Frankie Sullivan • Guard, 6-1, 206, Uniontown, Ala. (R.C. Hatch)

Year	GP-GS	Min-Avg	FG-FGA	Pct	3FG-A	Pct	FT-FTA	Pct	Reb.-Avg	PF-FO	Ast	TO	Blk	Stl	Pts-Avg
2008-09	34-1	654-19.2	85-210	.405	41-124	.331	46-61	.754	66-1.9	74-0	46	37	4	39	257-7.6
2009-10	31-30	968-31.2	125-290	.431	63-170	.371	80-94	.851	116-3.7	98-6	62	51	7	59	393-12.7
2010-11	6-4	148-24.7	13-36	.361	8-28	.286	15-19	.789	7-1.2	9-0	18	7	0	15	49-8.2
2011-12	31-27	987-31.8	126-329	.383	60-189	.317	80-114	.702	121-3.9	75-1	71	50	6	44	392-12.6
2012-13	32-30	998-31.2	148-403	.367	56-202	.277	113-143	.790	124-3.9	83-2	90	98	9	33	465-14.5
TOTAL	134-92	3755-28.0	497-1268	.392	228-713	.320	334-431	.775	434-3.2	339-9	287	243	26	190	1556-11.6

9. Jeff Moore • Center, 6-7, 240, Birmingham, Ala. (Midfield)

Year	GP-GS	Min-Avg	FG-FGA	Pct	3FG-A	Pct	FT-FTA	Pct	Reb.-Avg	PF-FO	Ast	TO	Blk	Stl	Pts-Avg
1984-85	34		119-242	.492	--	--	41-68	.603	240-7.1	98-3	17	55	13	14	279-8.2
1985-86	33		139-274	.507	--	--	82-108	.759	234-7.1	69-1	29	58	60	54	360-10.9
1986-87	31		208-383	.543	2-7	.286	120-150	.800	293-9.5	84-3	25	69	30	42	538-17.4
1987-88	20		142-286	.497	2-11	.182	86-103	.835	183-9.2	53-3	20	50	9	19	372-18.6
Totals	118		608-1185	.513	4-18	.222	329-429	.767	950-8.1	304-10	91	228	59	62	1549-13.1

10. Marquis Daniels • Forward, 6-6, 200, Orlando, Fla. (Mt. Zion Christian Academy, N.C.)

Year	GP-GS	Min-Avg	FG-FGA	Pct	3FG-A	Pct	FT-FTA	Pct	Reb.-Avg	PF-FO	Ast	TO	Blk	Stl	Pts-Avg
1999-00	18-0	219-12.2	33-73	.452	3-15	.200	10-20	.500	47-2.6	17-0	8	24	2	5	79-4.4
2000-01	32-31	974-30.4	206-395	.522	11-48	.229	80-124	.645	223-7.0	107-6	50	76	23	71	503-15.7
2001-02	28-25	807-28.8	115-260	.442	22-62	.355	73-115	.635	148-5.3	75-1	116	99	6	54	325-11.6
2002-03	34-34	1187-34.9	244-476	.513	30-98	.306	107-159	.673	210-6.2	68-0	113	102	8	78	625-18.4
TOTAL	112-90	3187-28.5	598-1204	.497	66-223	.296	270-418	.646	628-5.6	267-7	287	301	39	208	1532-13.7

11. Scott Pohlman • Guard, 6-2, 170, Roswell, Ga. (Roswell)

Year	GP-GS	Min-Avg	FG-FGA	Pct	3FG-A	Pct	FT-FTA	Pct	Reb.-Avg	PF-FO	Ast	TO	Blk	Stl	Pts-Avg
1997-98	30		108-293	.369	53-162	.327	49-59	.831	78-2.6	66-3	44	71	1	35	318-10.6
1998-99	33		129-317	.407	62-160	.387	69-80	.863	72-2.2	61-0	53	31	0	31	389-11.8
1999-2000	34		117-326	.359	49-155	.316	52-68	.765	80-2.4	61-1	53	46	5	22	335-9.9
2000-01	32		144-338	.426	42-132	.318	70-86	.814	69-2.2	45-0	55	40	2	28	400-12.5
Totals	129		498-1274	.391	206-609	.339	240-293	.819	299-2.3	233-4	205	188	8	116	1442-11.2

12. DeWayne Reed • Guard, 6-1, 175, Houston, Texas (Wheatley)

Year	GP-GS	Min-Avg	FG-FGA	Pct	3FG-A	Pct	FT-FTA	Pct	Reb.-Avg	PF-FO	Ast	TO	Blk	Stl	Pts-Avg
2006-07	31-13	621-20.0	54-155	.348	29-83	.349	37-56	.661	54-1.7	59-1	93	77	7	42	174-5.6
2007-08	29-23	938-32.3	82-232	.353	41-137	.299	55-96	.573	73-2.5	62-1	102	95	6	59	260-9.0
2008-09	36-32	1144-31.8	156-403	.387	65-199	.327	97-157	.618	92-2.6	80-3	134	92	15	67	474-13.2
2009-10	32-32	1059-33.1	167-426	.392	49-150	.327	135-190	.711	83-2.6	69-3	139	102	7	43	518-16.2
TOTAL	128-100	3762-29.4	459-1216	.377	184-569	.323	324-499	.649	302-2.4	270-8	468	366	35	211	1426-11.1

13. Rasheem Barrett • Guard, 6-5, 220, Atlanta, Ga. (Marist)

Year	GP-GS	Min-Avg	FG-FGA	Pct	3FG-A	Pct	FT-FTA	Pct	Reb.-Avg	PF-FO	Ast	TO	Blk	Stl	Pts-Avg
2005-06	28-14	696-24.9	110-237	.464	39-100	.390	52-69	.754	84-3.0	66-2	43	67	2	23	311-11.1
2006-07	32-25	952-29.8	135-349	.387	48-156	.308	45-65	.692	123-3.8	59-2	73	65	5	36	363-11.3
2007-08	29-29	919-31.7	155-354	.438	44-131	.336	33-47	.702	119-4.1	56-0	63	57	4	24	387-13.3
2008-09	33-20	794-24.1	128-299	.428	26-80	.325	45-60	.750	115-3.5	56-1	47	48	2	29	327-9.9
TOTAL	122-88	3361-27.5	528-1239	.426	157-467	.336	175-241	.726	441-3.6	237-5	226	237	13	112	1388-11.4

14. Frank Ford • Guard/Forward, 6-4, 220, Kissimmee, Fla. (Osceola)

Year	GP-GS	Min-Avg	FG-FGA	Pct	3FG-A	Pct	FT-FTA	Pct	Reb.-Avg	PF-FO	Ast	TO	Blk	Stl	Pts-Avg
1983-84	31		97-222	.437	--	--	38-55	.691	108-3.5	45-0	75	86	1	31	232-7.5
1984-85	34		161-291	.553	--	--	70-113	.619	163-4.8	58-1	59	59	7	37	392-11.5
1985-86	33		153-281	.544	--	--	60-83	.723	146-4.4	56-1	68	39	4	39	366-11.1
1986-87	31		148-309	.479	10-35	.286	93-135	.689	187-6.0	80-3	75	62	4	39	399-12.9
Totals	129		559-1103	.507	10-35	.286	261-386	.676	604-4.7	239-5	277	246	15	146	1389-10.8



1,000-Point Club

15. Aaron Swinson • Forward/Center, 6-5, 230, Brunswick, Ga. (Brunswick)

Year	GP-GS	Min-Avg	FG-FGA	Pct	3FG-A	Pct	FT-FTA	Pct	Reb.-Avg	PF-FO	Ast	TO	Blk	Stl	Pts-Avg
1991-92	27		157-267	.588	0-1	.000	72-127	.567	203-7.5	72-0	28	75	13	30	386-14.3
1992-93	27		183-305	.600	0-1	.000	55-93	.591	207-7.7	58-1	28	64	4	21	421-15.6
1993-94	28		234-371	.631	0-2	.000	111-161	.689	226-8.1	74-1	30	59	6	14	579-20.7
Totals	82		574-943	.609	0-4	.000	238-381	.625	636-7.8	204-2	86	198	23	65	1386-16.9

16. Lee DeFore • Forward, 6-6, 210, Atlanta, Ga. (Sylvan)

Year	GP-GS	Min-Avg	FG-FGA	Pct	3FG-A	Pct	FT-FTA	Pct	Reb.-Avg	PF-FO	Ast	TO	Blk	Stl	Pts-Avg
1963-64	23		168-351	.478	--	--	72-90	.800	176-7.7	72	--	--	--	--	408-17.7
1964-65	23		145-326	.444	--	--	73-92	.793	144-6.3	70	--	--	--	--	363-15.8
1965-66	26		241-516	.467	--	--	133-156	.853	249-9.5	73	--	--	--	--	615-23.7
Totals	72		554-1193	.464	--	--	278-338	.822	569-7.8	215	--	--	--	--	1386-19.0

17. Gary Redding • Forward, 6-6, 185, Atlanta, Ga. (Price)

Year	GP-GS	Min-Avg	FG-FGA	Pct	3FG-A	Pct	FT-FTA	Pct	Reb.-Avg	PF-FO	Ast	TO	Blk	Stl	Pts-Avg
1972-73	26		120-278	.432	--	--	58-90	.644	214-8.2	60	39	--	--	--	298-11.5
1973-74	26		117-297	.393	--	--	79-98	.806	246-9.4	56	30	--	--	--	313-12.0
1974-75	26		159-309	.515	--	--	63-80	.788	263-10.1	72	40	--	--	--	381-14.7
1975-76	26		139-265	.525	--	--	64-87	.736	213-8.2	64	29	--	--	--	342-13.2
Totals	104		535-1149	.466	--	--	264-355	.744	936-9.0	252	138	--	--	--	1334-12.8

18. Doc Robinson • Guard, 6-2, 180, Selma, Ala. (Selma)

Year	GP-GS	Min-Avg	FG-FGA	Pct	3FG-A	Pct	FT-FTA	Pct	Reb.-Avg	PF-FO	Ast	TO	Blk	Stl	Pts-Avg
1996-97	31		70-189	.370	16-56	.286	35-46	.761	89-2.9	48-0	96	54	1	31	191-6.2
1997-98	30		140-358	.391	43-127	.339	49-64	.766	110-3.7	55-2	131	93	6	35	372-12.4
1998-99	33		137-303	.452	37-109	.339	67-86	.779	87-2.6	58-0	166	68	3	47	378-11.5
1999-2000	34		139-345	.403	50-142	.352	63-81	.778	103-3.0	48-0	175	66	4	40	391-11.5
Totals	128		486-1195	.407	146-434	.336	214-277	.773	389-3.0	209-2	568	281	14	153	1332-10.4

19. Stan Pietkiewicz • Guard, 6-5, 200, Winter Park, Fla. (Winter Park)

Year	GP-GS	Min-Avg	FG-FGA	Pct	3FG-A	Pct	FT-FTA	Pct	Reb.-Avg	PF-FO	Ast	TO	Blk	Stl	Pts-Avg
1974-75	25		100-233	.429	--	--	41-52	.788	71-2.8	55-0	52	--	--	--	241-9.6
1975-76	25		112-243	.461	--	--	28-40	.700	67-2.7	56-1	86	--	--	--	252-10.1
1976-77	23		106-219	.484	--	--	44-51	.863	61-2.7	41-0	90	--	--	--	256-11.1
1977-78	27		194-380	.511	--	--	128-146	.877	96-3.6	64-2	128	--	--	--	516-19.1
Totals	100		512-1075	.476	--	--	241-289	.834	295-3.0	216-3	356	--	--	--	1265-12.7

20. Frank Tolbert • Guard, 6-6, 210, River Falls, Ala. (Red Level)

Year	GP-GS	Min-Avg	FG-FGA	Pct	3FG-A	Pct	FT-FTA	Pct	Reb.-Avg	PF-FO	Ast	TO	Blk	Stl	Pts-Avg
2004-05	30-11	636-21.2	73-172	.424	18-55	.327	44-68	.647	90-3.0	110-8	29	60	15	22	208-6.9
2005-06	28-19	655-23.4	90-209	.431	27-75	.360	48-83	.578	99-3.5	90-7	35	73	23	37	255-9.1
2006-07	32-28	903-28.2	128-268	.478	38-101	.376	83-116	.716	155-4.8	118-8	49	73	20	42	377-11.8
2007-08	30-29	909-30.3	134-312	.429	32-102	.314	102-134	.761	155-5.2	109-5	67	76	14	46	402-13.4
TOTAL	120-87	3103-25.9	425-961	.442	115-333	.345	277-401	.691	499-4.2	427-28	180	282	72	147	1242-10.4

21. Darrell Lockhart • Forward/Center, 6-9, 232, Thomaston, Ga. (Robert E. Lee)

Year	GP-GS	Min-Avg	FG-FGA	Pct	3FG-A	Pct	FT-FTA	Pct	Reb.-Avg	PF-FO	Ast	TO	Blk	Stl	Pts-Avg
1979-80	28		99-211	.469	--	--	48-68	.706	151-5.4	69-2	38	--	8	16	246-8.8
1980-81	27		134-244	.549	--	--	34-47	.723	173-6.4	91-4	46	51	9	10	302-11.2
1981-82	28		142-256	.555	--	--	40-51	.784	160-5.7	89-5	25	64	21	22	324-11.6
1982-83	28		162-297	.545	--	--	40-53	.755	153-5.5	83-5	29	64	16	12	364-13.0
Totals	111		537-1008	.533	--	--	162-219	.740	637-5.7	332-16	138	179	54	60	1236-11.1



1,000-Point Club

22. Wes Flanigan • Guard, 6-1, 180, Little Rock, Ark. (Parkview)

Year	GP-GS	Min-Avg	FG-FGA	Pct	3FG-A	Pct	FT-FTA	Pct	Reb.-Avg	PF-FO	Ast	TO	Blk	Stl	Pts-Avg
1993-94	28		61-130	.469	1-13	.077	58-94	.617	47-1.7	72-5	137	22	1	9	181-6.5
1994-95	29		81-186	.435	15-57	.263	81-101	.802	68-2.3	56-0	84	58	3	24	258-8.9
1995-96	32		142-338	.420	26-97	.268	118-168	.702	100-3.1	73-2	214	41	2	18	428-13.4
1996-97	31		117-278	.421	26-97	.268	81-122	.664	76-2.5	65-3	138	93	2	39	341-11.0
Totals	120		401-952	.421	68-264	.258	338-485	.697	291-2.4	266-10	573	214	8	90	1208-10.1

23. KT Harrell • Guard, 6-4, 212, Montgomery, Ala. (Brewbaker Tech Magnet)

Year	GP-GS	Min-Avg	FG-FGA	Pct	3FG-A	Pct	FT-FTA	Pct	Off-Def-Tot-Avg	PF	FO	Ast	TO	Blk	Stl	Pts	Avg
2013-14	30-30	977-32.6	174-402	.433	66-184	.359	134-154	.870	20-99-119-4.0	77	1	64	86	6	24	548	18.3
2014-15	35-35	1156-33.0	194-428	.453	98-226	.434	162-199	.814	32-72-104-3.0	80	0	52	86	2	33	648	18.5
TOTAL	100-50	2495-25.0	401-873	.459	47-171	.275	341-527	.647	88-187-275-2.8	171	0	156	129	10	82	1190	11.9

24. Chris Denson • Guard, 6-2, 181, Columbus, Ga. (Shaw)

Year	GP-GS	Min-Avg	FG-FGA	Pct	3FG-A	Pct	FT-FTA	Pct	Off-Def-Tot-Avg	PF	FO	Ast	TO	Blk	Stl	Pts	Avg
2010-11	20-3	367-18.4	43-102	.422	4-25	.160	28-48	.583	15-17-32-1.6	30	0	20	12	1	17	118	5.9
2011-12	30-8	670-22.3	90-194	.464	14-38	.368	68-107	.636	22-32-54-1.8	44	0	34	41	3	16	262	8.7
2012-13	20-9	498-24.9	81-171	.474	7-25	.280	69-104	.663	14-45-59-3.0	33	0	31	22	3	19	238	11.9
2013-14	30-30	960-32.0	187-406	.461	22-83	.265	176-268	.657	37-93-130-4.3	64	0	71	54	3	30	572	19.1
TOTAL	100-50	2495-25.0	401-873	.459	47-171	.275	341-527	.647	88-187-275-2.8	171	0	156	129	10	82	1190	11.9

25. Charles Barkley • Center, 6-6, 265, Leeds, Ala. (Leeds)

Year	GP-GS	Min-Avg	FG-FGA	Pct	3FG-A	Pct	FT-FTA	Pct	Reb.-Avg	PF-FO	Ast	TO	Blk	Stl	Pts-Avg
1981-82	28		144-242	.595	--	--	68-107	.636	275-9.8	99-4	30	45	51	13	356-12.7
1982-83	28		161-250	.644	--	--	82-130	.631	266-9.5	102-9	49	80	45	32	404-14.4
1983-84	28		162-254	.638	--	--	99-145	.683	265-9.5	89-4	58	80	49	31	423-15.1
Totals	84		467-746	.626	--	--	249-382	.652	806-9.6	290-17	137	205	145	76	1183-14.1

26. Korvotney Barber • Forward, 6-7, 225, Manchester, Ga. (Manchester)

Year	GP-GS	Min-Avg	FG-FGA	Pct	3FG-A	Pct	FT-FTA	Pct	Reb.-Avg	PF-FO	Ast	TO	Blk	Stl	Pts-Avg
2005-06	28-27	597-21.3	81-141	.574	0-0	.000	28-70	.400	134-4.8	80-3	12	51	43	17	190-6.8
2006-07	32-29	830-25.9	147-243	.605	0-0	.000	67-152	.441	218-6.8	92-3	36	73	55	15	361-11.3
2007-08	10-10	273-27.3	59-82	.720	0-0	.000	20-47	.426	69-6.9	26-0	8	21	13	8	138-13.8
2008-09	36-35	1071-29.8	188-345	.545	0-0	.000	86-182	.473	347-9.6	104-0	34	82	44	24	462-12.8
TOTAL	106-101	2771-26.1	475-811	.586	0-0	.000	201-451	.446	768-7.2	302-6	90	227	155	64	1151-10.9

27. Lance Weems • Guard, 6-3, 195, Ashland, Ala. (Clay County)

Year	GP-GS	Min-Avg	FG-FGA	Pct	3FG-A	Pct	FT-FTA	Pct	Reb.-Avg	PF-FO	Ast	TO	Blk	Stl	Pts-Avg
1992-93	26		16-45	.356	9-26	.346	3-4	.750	25-1.0	27-0	26	23	0	8	44-1.7
1993-94	24		82-208	.394	45-126	.357	40-46	.870	60-2.5	52-1	67	20	0	8	249-10.4
1994-95	29		127-292	.435	78-195	.400	50-64	.781	97-3.3	67-1	70	77	1	32	382-13.2
1995-96	32		149-370	.403	108-279	.387	24-34	.706	116-3.6	70-0	55	19	0	11	430-13.4
Totals	111		374-915	.409	240-626	.383	117-148	.791	298-2.7	216-2	218	139	1	59	1105-10.0

28. Bryant Smith • Forward, 6-5, 195, Huntsville, Ala. (Butler)

Year	GP-GS	Min-Avg	FG-FGA	Pct	3FG-A	Pct	FT-FTA	Pct	Reb.-Avg	PF-FO	Ast	TO	Blk	Stl	Pts-Avg
1995-96	29		34-79	.430	19-40	.475	16-28	.571	58-2.0	24-1	12	3	2	6	103-3.6
1996-97	31		83-206	.403	37-126	.294	47-69	.681	131-4.2	56-2	33	44	1	53	250-8.1
1997-98	28		130-257	.506	12-57	.211	99-149	.664	185-6.6	58-0	64	51	10	67	371-13.3
1998-99	33		134-295	.454	19-70	.271	76-125	.608	203-6.2	57-0	43	49	2	53	363-11.0
Totals	121		381-837	.455	87-293	.297	238-371	.642	577-4.8	195-3	152	147	15	179	1087-9.0



1,000-Point Club

29. Bubba Price • Guard, 6-3, 175, Birmingham, Ala. (Carver)

Year	GP-GS	Min-Avg	FG-FGA	Pct	3FG-A	Pct	FT-FTA	Pct	Reb.-Avg	PF-FO	Ast	TO	Blk	Stl	Pts-Avg
1976-77	25		50-113	.442	--	--	20-35	.571	32-1.3	46-2	23	--	--	--	120-4.8
1977-78	26		81-181	.448	--	--	29-49	.592	57-2.2	83-5	109	--	--	--	191-7.3
1978-79	29		181-390	.464	--	--	97-123	.789	99-3.4	93-5	120	--	--	--	459-15.8
1979-80	28		123-267	.461	--	--	59-83	.711	72-2.6	64-3	72	--	--	--	305-10.9
Totals	108		435-951	.457	--	--	205-290	.707	260-2.4	286-15	324	--	--	--	1075-10.0

30. Derrick Dennison • Forward/Guard, 6-3, 190, Atlanta, Ga. (Douglass)

Year	GP-GS	Min-Avg	FG-FGA	Pct	3FG-A	Pct	FT-FTA	Pct	Reb.-Avg	PF-FO	Ast	TO	Blk	Stl	Pts-Avg
1986-87	18		17-28	.607	6-10	.600	4-4	1.000	10-0.6	11-0	11	14	3	1	44-2.4
1987-88	30		78-158	.494	16-45	.356	25-35	.714	78-2.6	62-1	35	47	10	25	197-6.6
1988-89	28		138-313	.441	26-84	.310	47-66	.712	117-4.2	82-3	119	108	15	44	349-12.5
1989-90	30		182-392	.464	27-79	.342	89-117	.761	131-4.4	94-2	73	107	11	54	480-16.0
Totals	106		415-891	.466	75-218	.344	165-222	.743	336-3.2	249-6	238	276	39	124	1070-10.1

31. Pat Burke • Center, 6-11, 250, Cape Coral, Fla. (Mariner)

Year	GP-GS	Min-Avg	FG-FGA	Pct	3FG-A	Pct	FT-FTA	Pct	Reb.-Avg	PF-FO	Ast	TO	Blk	Stl	Pts-Avg
1993-94	28		48-100	.480	0-1	.000	16-32	.500	82-2.9	55-4	14	18	8	2	112-4.0
1994-95	29		107-201	.532	3-9	.333	43-67	.642	139-4.8	53-0	29	53	29	27	260-9.0
1995-96	32		138-287	.481	13-54	.241	63-97	.649	278-8.7	86-3	28	39	11	8	352-11.0
1996-97	31		128-270	.474	4-26	.154	80-124	.645	216-7.0	76-1	88	88	33	28	340-11.0
Totals	120		421-858	.491	20-90	.222	202-320	.631	715-6.0	270-8	159	198	81	65	1064-8.9

32. Marco Killingsworth • Forward, 6-7, 235, Montgomery, Ala. (Central Park Christian Academy)

Year	GP-GS	Min-Avg	FG-FGA	Pct	3FG-A	Pct	FT-FTA	Pct	Reb.-Avg	PF-FO	Ast	TO	Blk	Stl	Pts-Avg
2001-02	28-14	549-19.6	90-170	.529	1-5	.200	38-73	.521	117-4.2	81-4	24	49	11	8	219-7.8
2002-03	34-33	975-28.7	170-309	.550	13-36	.361	98-143	.685	219-6.4	97-4	33	98	10	18	451-13.3
2003-04	27-25	753-27.9	145-247	.587	4-10	.400	77-120	.642	187-6.9	74-1	28	68	16	21	371-13.7
TOTAL	89-72	2277-25.6	405-726	.558	18-51	.353	213-336	.634	523-5.9	252-9	85	215	37	47	1041-11.7

33. Franklin Williams • Forward, 6-6, 215, Headland, Ala. (Headland)

Year	GP-GS	Min-Avg	FG-FGA	Pct	3FG-A	Pct	FT-FTA	Pct	Reb.-Avg	PF-FO	Ast	TO	Blk	Stl	Pts-Avg
1994-95	29		75-142	.528	9-27	.333	66-89	.742	127-4.4	86-4	33	62	4	16	225-7.8
1995-96	32		115-17	.530	32-68	.471	71-106	.670	154-4.8	70-1	35	29	0	6	333-10.4
1996-97	31		80-179	.447	33-86	.384	53-77	.688	131-4.2	61-1	25	57	3	21	246-7.9
1997-98	30		73-182	.401	31-91	.341	46-74	.622	113-3.8	71-2	35	71	6	21	223-7.4
Totals	122		343-720	.476	105-272	.386	236-346	.682	525-4.3	288-8	128	219	13	64	1027-8.4

34. Bill Alexander • Center, 6-6, 215, Cherokee, Ala. (Cherokee Vocational)

Year	GP-GS	Min-Avg	FG-FGA	Pct	3FG-A	Pct	FT-FTA	Pct	Reb.-Avg	PF-FO	Ast	TO	Blk	Stl	Pts-Avg
1967-68	25		125-257	.486	--	--	85-143	.594	186-7.4	84	26	--	--	--	335-13.4
1968-69	25		126-238	.529	--	--	85-132	.644	184-7.4	91	22	--	--	--	337-13.4
1969-70	26		141-271	.520	--	--	72-134	.537	316-12.1	78	19	--	--	--	354-13.6
Totals	76		392-766	.511	--	--	242-409	.591	686-8.9	253	67	--	--	--	1026-13.4

35. Earl Banks • Forward, 6-7, 220, Birmingham, Ala. (Holy Family)

Year	GP-GS	Min-Avg	FG-FGA	Pct	3FG-A	Pct	FT-FTA	Pct	Reb.-Avg	PF-FO	Ast	TO	Blk	Stl	Pts-Avg
1977-78	27		64-138	.464	--	--	36-54	.667	173-6.4	98-11	4	--	--	--	164-6.1
1978-79	29		141-284	.496	--	--	35-56	.625	205-7.1	105-7	11	--	--	--	317-10.9
1979-80	28		86-173	.497	--	--	31-55	.564	164-5.9	90-3	13	--	--	--	203-7.3
1980-81	27		140-248	.565	--	--	40-69	.580	188-7.0	95-4	17	--	--	--	320-11.9
Totals	111		431-843	.511	--	--	142-234	.607	730-6.6	388-25	45	--	--	--	1004-9.0



Statistical Trends

	G	FG-FGA	PCT.	FT-FTA	PCT.	REB-AVG.	PF-FO	A	TO	PTS	AVG.
1949-50											
Auburn	23	533-1536	.346	371-547	.677		409-na			1437	62.4
Opponents	23	475-1605	.296	311-513	.606		438-na			1261	54.8
1950-51											
Auburn	21	539-1746	.309	353-525	.672	927-42.1				1431	65.0
Opponents	21	558-na		343-547	.626					1460	66.3
1951-52											
Auburn	25	616-1992	.309	372-587	.634	1212-48.5				1604	64.1
Opponents	25	553-na		388-624	.622					1491	59.6
1952-53											
Auburn	21	532-1571	.345	420-667	.629	1042-49.6	490-na			1484	70.7
Opponents	21	440-na		466-759	.614		437-na			1361	64.9
1953-54											
Auburn	24	622-1785	.348	532-787	.675	1045-43.0	596-na			1776	72.0
Opponents	24									1644	68.5
1954-55											
Auburn	20	561-1371	.396	455-660	.689	829-41.5	368-na			1577	78.9
Opponents	20									1552	77.6
1955-56											
Auburn	21	586-1447	.405	469-681	.689	989-47.1	426-na			1641	78.1
Opponents	21	566-na		464-698	.663		407-na			1596	76.0
1956-57											
Auburn	21	590-1386	.426	479-648	.739	1028-49.0	400-na			1659	79.0
Opponents	21									1506	71.7
1957-58											
Auburn	22	605-1478	.409	376-535	.703	1161-52.8	379-na			1586	72.1
Opponents	22	551-1614	.341	331-508	.653	991-45.0	398-na			1433	65.1
1958-59											
Auburn	22	593-1216	.487	514/707	.727	1004-45.6	385-na			1700	77.3
Opponents	22	494-1429	.346	330/492	.668	828-37.2	404-na			1318	59.9
1959-60											
Auburn	22	532-1022	.521	424-549	.772	802-36.5	307-na			1488	67.6
Opponents	22	490-1230	.397	298-423	.704	678-30.8	399-na			1278	58.1
1960-61											
Auburn	22	500-1018	.491	407-544	.748	791-33.0	334-na			1407	62.1
Opponents	22	483-1217	.397	312-441	.707	734-30.6	387-na			1278	58.1
1961-62											
Auburn	24	542-1190	.456	415-573	.724	954-39.8	350-na			1499	62.5
Opponents	24	487-1354	.353	280-410	.683	749-31.2	436-na			1254	52.3
1962-63											
Auburn	22	601-1191	.504	356-501	.710	911-41.4	369-na			1558	70.8
Opponents	22									1312	59.6
1963-64											
Auburn	23	629-1348	.467	384-558	.688	1028-44.7	466-26			1642	71.3
Opponents	23	593-1431	.414	417-614	.687	899-39.1	445-20			1603	69.7
1964-65											
Auburn	25	699-1488	.469	479-645	.743	1111-44.4	553-na			1877	75.1
Opponents	25	599-1441	.415	489-719	.621	916-36.6	481-na			1685	67.4
1965-66											
Auburn	26	749-1606	.465	476-601	.792	1085-41.7	545-na	325		1974	75.9
Opponents	26	695-1618	.428	494-701	.704	1027-39.5	465-na	224		1884	72.4
1966-67											
Auburn	25	651-1322	.492	478-657	.727	1001-40.0	493-na	304		1780	71.2
Opponents	25	598-1446	.413	468-655	.711	884-35.4	491-na	178		1664	66.5
1967-68											
Auburn	26	649-1370	.473	454-661	.686	983-37.8	497-na	404		1752	67.3
Opponents	26	653-1491	.437	453-610	.742	940-36.1	516-na	282		1759	67.7
1968-69											
Auburn	25	734-1461	.502	470-648	.725	989-39.5	421-na	428		1938	77.4
Opponents	25	730-1629	.448	382-517	.738	950-38.0	504-na	331		1842	73.6
1969-70											
Auburn	26	756/1703	.444	499/703	.711	1209/46.5	441/na	259		2011	77.3
Opponents	26	771/1782	.432	393/552	.711	1112/42.7	557/na	265		1935	74.4



Statistical Trends

	G	FG-FGA	PCT.	3FG-A	PCT.	FT-FTA	PCT.	REB-AVG.	PF-FO	A	TO	BLK	STL	PTS	AVG.
1970-71															
Auburn	26	817-1766	.462			502-673	.745	1207-46.4	532-na	275				2136	82.1
Opponents	26	837-1842	.454			555-766	.724	1129-43.8	522-na	284				2229	85.7
1971-72															
Auburn	26	772-1633	.473			485-672	.722	1114-42.8	532-na	282				2029	78.0
Opponents	26	789-1752	.450			523-720	.726	1092-42.1	495-na	328				2101	80.8
1972-73															
Auburn	26	741-1707	.434			370-569	.650	1157-44.5	518-26	314				1852	71.2
Opponents	26	866-1888	.459			327-483	.677	1186-45.6	564-21	404				2059	79.2
1973-74															
Auburn	26	824-1951	.422			395-559	.706	1269-48.7	581-29	290				2043	78.5
Opponents	26	869-1907	.456			446-609	.732	1159-44.5	549-17	346				2184	84.0
1974-75															
Auburn	26	870-1916	.454			385-532	.724	1292-49.7	557-20	319				2125	81.7
Opponents	26	829-1946	.426			377-551	.684	1109-42.7	529-21	340				2035	78.3
1975-76															
Auburn	26	862-1774	.486			391-558	.701	1156-44.5	543-18	349				2115	81.3
Opponents	26	819-1806	.453			373-514	.726	976-37.5	445-25	377				2011	77.3
1976-77															
Auburn	26	862-1792	.481			368-509	.723	1152-44.3	517-17	357				2092	80.5
Opponents	26	827-1780	.465			299-459	.651	949-36.5	506-18	448				1953	75.1
1977-78															
Auburn	27	887-1818	.488			441-582	.758	1113-41.2	608-33	402				2215	82.0
Opponents	27	889-1855	.479			442-638	.693	1024-37.9	555-17	437				2220	82.2
1978-79															
Auburn	29	842-1734	.486			377-530	.711	1014-35.0	588-27	381				2061	71.1
Opponents	29	838-1711	.490			425-599	.710	980-33.8	540-26	411				2101	72.4
1979-80															
Auburn	28	746-1570	.475			362-532	.680	940-33.6	605-17	375		44	142	1854	66.2
Opponents	28	716-1513	.473			446-645	.691	933-33.3	497-12	367				1878	67.1
1980-81															
Auburn	27	727-1505	.483			317-481	.659	912-33.8	592-19	338	392	47	145	1771	65.6
Opponents	27	650-1400	.464			473-660	.717	871-32.3	519-17	311				1773	65.7
1981-82															
Auburn	28	789-1553	.508			356-500	.712	937-33.5	589-24	413	425	100	151	1934	69.1
Opponents	28	712-1493	.477			436-630	.692	824-29.4	498-13	335	345	46	155	1860	66.4
1982-83															
Auburn	28	818-1641	.498			349-510	.684	1024-36.6	563-24	444	502	88	158	1985	70.9
Opponents	28	764-1630	.469			421-619	.680	917-32.8	520-20	368	408	82	213	1949	69.6
1983-84															
Auburn	31	908-1752	.518			442-649	.681	1145-36.9	531-15	481	532	85	216	2258	72.8
Opponents	31	847-1818	.481			357-512	.697	882-28.5	602-24	462	436	66	233	2105	67.9
1984-85															
Auburn	34	1016-20400	.498			358-556	.644	1301-38.3	554-13	464	479	118	224	2390	70.3
Opponents	34	938-2003	.468			342-530	.645	1061-31.2	580-15	361	408	54	217	2218	65.2
1985-86															
Auburn	33	977-1934	.505			425-567	.750	1156-35.0	489-8	526	439	94	191	2379	72.1
Opponents	33	953-2005	.475			288-411	.701	1021-30.9	529-8	466	396	45	198	2194	66.5
1986-87															
3-point line is 19'-9" this year through 2007-08; moved to 20'-9" in 2008-09															
Auburn	31	955-1927	.496	107-284	.475	460-632	.728	1228-39.6	553-18	501	398	114	210	2477	79.9
Opponents	31	883-1919	.460	168-431	.382	390-546	.714	992-32.0	531-12	378	438	79	227	2324	75.0
1987-88															
Auburn	30	884-1863	.475	148-416	.356	406-527	.770	1203-40.1	479-12	518	478	83	208	2322	77.4
Opponents	30	843-1877	.449	166-435	.382	308-481	.640	977-32.6	527-10	399	389	58	264	2160	72.0
1988-89															
Auburn	28	813-1749	.465	130-375	.347	370-564	.656	1138-40.6	554-21	452	513	83	203	2126	75.9
Opponents	28	838-1791	.468	138-352	.392	412-593	.695	1008-36.0	536-10	428	400	95	275	2226	79.5
1989-90															
Auburn	31	865-1863	.464	139-383	.363	541-776	.697	1171-37.8	675-23	430	525	74	258	2410	77.7
Opponents	31	900-1889	.476	150-402	.373	525-782	.671	1148-37.0	670-12	455	496	152	274	2475	79.8
1990-91															
Auburn	29	799-1791	.446	174-462	.377	412-626	.658	1083-37.3	635-23	425	516	90	212	2184	75.3
Opponents	29	811-1726	.470	116-336	.345	564-812	.695	1085-37.4	578-15	401	470	133	267	2302	79.4
1991-92															
Auburn	27	877-1715	.511	182-403	.452	401-612	.655	978-36.2	545-13	463	438	82	189	2337	86.6
Opponents	27	849-1744	.487	135-407	.332	468-675	.693	985-36.5	510-8	432	426	99	202	2301	85.2



Statistical Trends

	G	FG-FGA	PCT.	3FG-A	PCT.	FT-FTA	PCT.	REB-AVG.	PF-FO	A	TO	BLK	STL	PTS	AVG.
1992-93															
Auburn	27	815-1627	.501	161-413	.390	380-540	.704	969-35.9	478-12	423	433	75	166	2171	80.4
Opponents	27	784-1696	.462	136-399	.341	353-508	.695	922-34.1	518-14	374	398	70	180	2057	76.2
1993-94															
Auburn	28	854-1689	.506	182-479	.380	398-610	.652	1069-38.2	544-23	457	489	69	129	2288	81.7
Opponents	28	843-1830	.461	161-446	.361	419-611	.686	964-34.4	548-13	394	376	75	162	2266	80.9
1994-95															
Auburn	29	784-1662	.472	222-606	.366	440-615	.715	1049-35.2	513-14	493	495	70	216	2230	76.9
Opponents	29	794-1808	.439	214-622	.344	322-530	.608	1046-36.1	543-19	454	454	94	230	2124	73.2
1995-96															
Auburn	32	814-1868	.436	287-806	.356	463-686	.675	1188-37.1	536-10	482	551	88	251	2378	74.3
Opponents	32	853-1958	.436	195-581	.336	382-560	.682	1166-36.4	614-20	503	503	105	256	2283	71.3
1996-97															
Auburn	31	730-1759	.415	212-703	.302	384-596	.644	1150-37.1	569-13	387	506	103	245	2056	66.3
Opponents	31	718-1742	.412	159-470	.338	422-611	.691	1093-35.3	562-19	352	504	80	215	2017	65.1
1997-98															
Auburn	30	743-1766	.421	197-608	.324	385-596	.646	1183-39.4	560-20	372	492	152	215	2068	68.9
Opponents	30	698-1735	.402	201-579	.347	422-605	.698	1054-35.1	569-5	381	465	94	214	2019	67.3
1998-99															
Auburn	33	974-2245	.434	234-672	.348	498-766	.650	1452-44.0	628-10	461	425	112	327	2680	81.2
Opponents	33	714-1803	.396	188-577	.326	417-667	.625	1150-34.8	672-26	370	657	98	180	2033	61.6
1999-2000															
Auburn	34	874-2118	.413	227-695	.327	448-684	.655	1335-39.3	582-16	438	452	110	247	2423	71.3
Opponents	34	785-1915	.410	210-662	.317	408-596	.685	1205-35.4	648-13	390	556	113	189	2188	64.4
2000-01															
Auburn	32	917-2043	.449	198-642	.308	445-684	.651	1243-38.8	629-26	495	450	155	265	2477	77.4
Opponents	32	816-1930	.423	218-660	.330	488-714	.683	1217-38.0	646-17	489	526	99	219	2338	73.1
2001-02															
Auburn	28	659-1575	.418	163-517	.315	354-597	.593	1011-36.1	571-10	371	503	152	229	1835	65.5
Opponents	28	653-1624	.402	151-500	.302	408-599	.681	1055-37.7	542-10	349	473	74	239	1865	66.6
2002-03															
Auburn	34	879-1890	.465	198-573	.346	452-685	.660	1200-35.3	561-9	461	540	178	269	2408	70.8
Opponents	34	809-1939	.417	230-702	.328	387-571	.678	1131-33.3	661-17	422	539	101	269	2235	65.7
2003-04															
Auburn	28	700-1598	.438	185-543	.341	375-566	.663	1040-37.1	472-3	427	446	134	244	1960	70.0
Opponents	28	663-1529	.434	195-534	.365	315-474	.665	911-32.5	555-12	363	459	78	228	1836	65.6
2004-05															
Auburn	31	757-1794	.422	259-755	.343	418-576	.726	1027-33.1	624-26	402	449	60	228	2191	70.7
Opponents	31	837-1788	.468	227-636	.357	431-653	.660	1166-37.6	520-10	456	469	117	235	2332	75.2
2005-06															
Auburn	28	654-1509	.433	194-545	.356	334-529	.631	924-33.0	552-16	378	446	118	226	1836	65.6
Opponents	28	654-1480	.442	193-553	.349	395-585	.675	959-34.2	484-15	378	450	108	210	1896	67.7
2006-07															
Auburn	32	851-1876	.454	235-701	.335	403-639	.631	1164-36.4	613-26	532	526	130	270	2340	73.1
Opponents	32	827-1853	.446	253-678	.373	400-624	.641	1140-35.6	574-0	459	513	106	252	2307	72.1
2007-08															
Auburn	30	777-1698	.458	229-674	.340	358-535	.669	971-32.4	492-15	453	408	74	259	2141	71.4
Opponents	30	804-1672	.481	257-685	.375	318-469	.678	1004-33.5	502-10	452	453	109	174	2183	72.8
2008-09															
Auburn	36	928-2116	.439	278-832	.334	486-802	.606	1323-36.8	674-8	507	470	123	327	2620	72.8
Opponents	36	811-1992	.407	260-788	.330	472-721	.655	1326-36.8	661-13	415	586	102	236	2354	65.4
2009-10															
Auburn	32	850-1913	.444	271-819	.331	451-689	.655	1121-35.0	635-22	419	437	90	252	2422	75.7
Opponents	32	830-1818	.457	223-630	.354	490-687	.713	1137-35.5	586-?	428	484	118	212	2373	74.2
2010-11															
Auburn	31	675-1695	.398	148-465	.318	435-663	.656	1067-34.4	641-16	349	440	100	242	1933	62.4
Opponents	31	674-1583	.426	220-654	.336	483-714	.676	1095-35.3	586-24	414	477	146	216	2051	66.2
2011-12															
Auburn	31	696-1669	.417	156-517	.302	394-608	.648	1063-34.3	573-10	386	420	149	199	1942	62.6
Opponents	31	675-1651	.409	203-584	.348	430-627	.686	1093-35.3	548-11	382	440	120	221	1983	64.0
2012-13															
Auburn	32	726-1777	.409	183-589	.311	439-627	.700	1094-34.2	657-15	396	427	124	222	2074	64.8
Opponents	32	738-1717	.430	230-666	.345	495-738	.671	1126-35.2	588-6	431	430	117	211	2201	68.8
2013-14															
Auburn	30	723-1656	.437	172-554	.310	526-730	.721	1022-34.1	647-22	649	363	134	183	2144	71.5
Opponents	30	695-1615	.430	219-566	.387	546-787	.694	1053-35.1	613-0	417	381	108	174	2155	71.8
2014-15															
Auburn	35	760-1880	.404	252-727	.347	606-910	.666	1104-31.5	708-10	376	452	89	238	2378	67.9
Opponents	35	887-1892	.469	205-617	.332	544-779	.698	1297-37.1	760-21	451	513	153	235	2523	72.1



Single-Game Superlatives

MOST POINTS SCORED BY AUBURN

1. 141 vs. Troy State (116), Dec. 11, 1991, at Auburn
2. 121 vs. Alabama (78), Feb. 14, 1970, at Auburn
3. 120 vs. South Alabama (67), Nov. 27, 1987, at Birmingham, Ala.
4. 119 vs. Northwestern State (81), Nov. 27, 2015, at Auburn
5. 117 vs. VCU (72), Mar. 3, 1975, at Auburn
6. 115 vs. LSU (67), Feb. 14, 1959, at Auburn
7. 114 vs. Southeastern Louisiana (60), Nov. 13, 1998, at Auburn
8. 113 vs. Troy State (86), Dec. 9, 1993, at Auburn
9. 112 vs. Oklahoma St. (94), Dec. 10, 1977, at Huntington, W. Va.
10. 111 vs. Jacksonville State (54), Dec. 2, 1958, at Auburn
11. 110 vs. LSU (94), Feb. 24, 1975, at Auburn

FEWEST POINTS SCORED BY AUBURN SHOT-CLOCK ERA

1. 35 vs. Vanderbilt (65), Jan. 7, 2012, at Nashville, Tenn.
35 vs. Tulsa (53), Nov. 24, 2014, at Las Vegas, Nev.
3. 40 vs. South Florida (45), Jan. 20, 2011, at Auburn, Ala.
4. 41 vs. Pittsburgh (78), Dec. 4, 2004, at Pittsburgh, Pa.
5. 42 vs. Temple (68), Nov. 11, 1997, at Albuquerque, N.M.
- 42 vs. Arkansas (75), Feb. 11, 1997, at Fayetteville, Ark.
7. 43 vs. Alabama (61), Feb. 26, 2013, at Tuscaloosa, Ala.
43 vs. Long Beach State (64), Dec. 23, 2012, at Honolulu, Hawaii
- 43 vs. Tennessee (35), Jan. 15, 1997, at Auburn, Ala.
10. 44 vs. Texas Tech (46), Dec. 3, 2014, at Lubbock, Texas

FEWEST POINTS SCORED BY AUBURN ALL-TIME

1. 3 vs. Columbus YMCA (74), Jan. 9, 1914, at Columbus, Ga.
2. 4 vs. Talladega Athletic Club (31), Feb. 3, 1916, at Talladega, Ala.
3. 6 vs. Georgia Tech (12), Feb. 23, 1914, at Auburn
4. 7 vs. Mercer (31), Jan. 13, 1922, at Macon, Ga.
5. 8 vs. Columbus YMCA (44), 1909-10 season, at Columbus, Ga.
6. 9 vs. Bessemer Athletic Club (31), Feb. 5, 1913, at Bessemer, Ala.
9 vs. Birmingham Athletic Club (27), 1911-12 season
8. 10 vs. Washington & Lee (34), 1919-20 season, Lexington, Va.
9. 11 vs. Camp Benning (19), Jan. 17, 1921, at Columbus, Ga.
11 vs. Mississippi State (32), Jan. 23, 1915, at Starkville, Miss.
11 vs. Columbus YMCA (41), Feb. 14, 1914, at Auburn

MOST POINTS ALLOWED BY AUBURN

1. 119 by Kentucky (Auburn 76), Feb. 10, 1975, at Lexington, Ky.
2. 117 by Arkansas (Auburn 105), Jan. 15, 1994, at Auburn
3. 116 by Troy State (Auburn 141), Dec. 11, 1991, at Auburn
4. 115 by Kentucky (Auburn 78), Jan. 29, 1966, at Lexington, Ky.
5. 114 by Kentucky (Auburn 93), Mar. 2, 1991, at Lexington, Ky.
114 by Kentucky (Auburn 76), Feb. 1, 1971, at Lexington, Ky.
7. 111 by Northwestern St. (Auburn 92), Nov. 15, 2013 at Auburn, Ala.
8. 110 by Arkansas (Auburn 92), Jan. 4, 1992, at Fayetteville, Ark.
110 by Kentucky (Auburn 75), Feb. 21, 2015, at Lexington, Ky.
9. 109 by Kentucky (Auburn 79), Feb. 27, 1954, at Montgomery, Ala.
10. 108 by Ole Miss (Auburn 96), Dec. 12, 1970, at Oxford, Miss.

FEWEST POINTS ALLOWED BY AUBURN - SHOT-CLOCK ERA

1. 32 by Tuskegee (Auburn 75), Dec. 17, 2008, at Auburn, Ala.
2. 35 by Coppin State (Auburn 63), Dec. 13, 1999, at Auburn, Ala.
35 by Tennessee (Auburn 43), Jan. 15, 1997, at Auburn, Ala.
4. 37 by Alabama (Auburn 49), Feb. 6, 2013, at Auburn, Ala.
37 by Arkansas (Auburn 52), Jan. 11, 2003, at Fayetteville, Ark.
6. 38 by UNC-Asheville (Auburn 83), Dec. 20, 2001, at Auburn, Ala.
7. 40 by South Florida (Auburn 52), Dec. 14, 2011, at Auburn, Ala.
40 by Alabama A&M (Auburn 82), Dec. 29, 2008, at Auburn, Ala.
40 by Alabama (Auburn 94), Jan. 18, 1998, at Auburn, Ala.
10. 41 by Bethune-Cookman (Auburn 67), Jan. 2, 2012, at Auburn, Ala.
41 by Winthrop (Auburn 80), Mar. 11, 1999, at Indianapolis, Ind.

FEWEST POINTS ALLOWED BY AUBURN ALL-TIME

1. 6 by Marion (Auburn 38), Feb. 5, 1916, at Marion
- 6 by Georgia Tech (Auburn 26), Feb. 17, 1906, at Atlanta, Ga.
- 7 by Vanderbilt (Auburn 27), Jan. 28, 1921, at Nashville, Tenn.
7 by Tulane (Auburn 27), Jan. 19, 1906, at Auburn
5. 8 by West Point Athletic Club (Auburn 38), 1919-20 season
8 by Birmingham H.S. (Auburn 31), 1911-12 season
8 by Georgia Tech (Auburn 24), Feb. 4, 1909, at Atlanta, Ga.
8. 9 by Camp Benning (Auburn 68), Jan. 25, 1919, at Auburn
9 by Augusta Athletic Assoc. (Auburn 37), Jan. 27, 1909, at Auburn
9 by Mercer (Auburn 48), 1906-07 season

Biggest Wins

Margin	Date	Team (Site)	AU-Opp.
79 pts.	1927-28 season	White's Business College	92-13
65 pts.	Jan. 17, 1914	Wetumpka Ath. Club (H)	82-17
59 pts.	Dec. 30, 1957	Howard College (H)	106-47
59 pts.	Jan. 25, 1919	Camp Benning	68-99
58 pts.	Dec. 3, 1963	Howard College (H)	102-44
57 pts.	Dec. 20, 1999	Puerto Rico-Mayaguez (A)	109-52
57 pts.	Dec. 2, 1958	Jacksonville State (H)	111-54
56 pts.	Feb. 15, 1906	Mercer	64-8
56 pts.	Nov. 21, 1999	Arkansas-Pine Bluff (H)	100-44
55 pts.	Jan. 2, 2000	Stony Brook (H)	100-45

Margin	Date	Team (Site)	AU-Opp.
54 pts.	Jan. 18, 1998	Alabama (H)	94-40
54 pts.	Nov. 13, 1998	Southeastern Louisiana (H)	114-60
53 pts.	Dec. 29, 1998	Bethune-Cookman (H)	99-46
53 pts.	Nov. 27, 1987	South Alabama (BHAM)	120-67
50 pts.	Dec. 16, 1976	VCU (A)	109-59
49 pts.	Nov. 29, 2003	Grambling State (HUNTS)	105-56
49 pts.	Dec. 3, 1957	Jacksonville State (H)	89-50
49 pts.	Jan. 29, 1928	Tennessee (H)	63-14
49 pts.	Jan. 11, 1919	Montgomery YMCA	59-10

Biggest Losses

Margin	Date	Team (Site)	AU-Opp.
80 pts.	Jan. 10, 1913	Georgia (A)	12-92
72 pts.	Jan. 19, 1917	Georgia	18-90
71 pts.	Jan. 9, 1914	Columbus YMCA (A)	3-74
67 pts.	Feb. 7, 1916	Georgia (A)	14-81
66 pts.	Feb. 28, 1947	Kentucky (LOU*)	18-84
64 pts.	Jan. 16, 1914	Georgia (A)	16-80
50 pts.	Jan. 10, 1914	Atlanta Ath. Club (A)	20-70
48 pts.	Dec. 30, 1953	Vanderbilt (A)	48-96
47 pts.	Feb. 21, 1914	Mercer (A)	13-60

Margin	Date	Team (Site)	AU-Opp.
46 pts.	Jan. 10, 1913	Georgia (H)	21-67
45 pts.	Jan. 19, 1974	Vanderbilt (A)	51-96
45 pts.	Feb. 28, 1946	Kentucky (LOU*)	24-69
44 pts.	Jan. 5, 1951	Kentucky (A)	35-79
43 pts.	Feb. 10, 1975	Kentucky (A)	76-119
43 pts.	Dec. 18, 1972	Dayton (A)	63-106
42 pts.	Mar. 7, 1997	Kentucky (MEM*)	50-92
41 pts.	Mar. 2, 2005	Alabama (A)	53-94

*SEC Tournament: Louisville, Ky.; Memphis, Tenn.



BEARD-EAVES-MEMORIAL COLISEUM ATTENDANCE (1969-2010)

Beard-Eaves-Memorial Coliseum Year-by-Year Records

Season	Games	Attendance	Avg.	Record	Pct.
1968-69	10	71,078	7,107	8-2	.800
1969-70	11	62,296	5,663	5-6	.455
1970-71	11	44,881	4,080	7-4	.636
1971-72	12	49,395	4,116	6-6	.500
1972-73	12	45,184	3,765	5-7	.417
1973-74	12	64,300	5,358	6-6	.500
1974-75	12	98,965	8,247	12-0	1.000
1975-76	11	97,024	8,820	9-2	.818
1976-77	12	83,254	6,938	6-6	.500
1977-78	12	78,241	6,520	8-4	.667
1978-79	11	66,074	6,007	4-7	.364
1979-80	10	68,534	6,853	5-5	.500
1980-81	13	68,601	5,277	6-7	.462
1981-82	13	69,647	5,357	11-2	.846
1982-83	13	86,098	6,623	10-3	.769
1983-84	11	73,392	6,672	9-2	.818
1984-85	14	84,926	6,066	10-4	.714
1985-86	11	79,585	7,235	10-1	.909
1986-87	14	95,541	6,824	11-3	.786
1987-88	13	92,265	7,097	10-3	.769
1988-89	14	80,658	5,761	7-7	.500
1989-90	11	96,339	8,758	7-4	.636
1990-91	14	95,744	6,839	7-7	.500
1991-92	12	90,202	7,517	8-4	.667
1992-93	12	100,291	8,358	9-3	.750
1993-94	15	83,682	5,579	7-8	.467
1994-95	13	82,446	6,342	9-4	.692
1995-96	14	96,206	6,872	9-5	.643
1996-97	15	87,323	5,822	11-4	.733
1997-98	15	91,509	6,100	12-3	.800
1998-99	15	123,881	8,259	15-0	1.000
1999-2000	15	157,500 (c)	10,500 (c)	14-1	.933
2000-01	18	173,249	10,191	12-5	.706
2001-02	16	151,200	9,450	11-5	.688
2002-03	17	120,994	7,117	13-4	.765
2003-04	17	114,726	6,749	12-5	.706
2004-05	15	68,880	4,592	8-7	.533
2005-06	16	73,465	4,592	11-5	.688
2006-07	20	106,198	5,310	15-5	.750
2007-08	15	80,882	5,392	8-7	.533
2008-09	22	112,374	5,108	18-4	.818
2009-10	17	106,867	6,286	12-5	.706
42 seasons	575	3,773,897	6,563	393-182	.683

Single-Game Attendance Highs

	Attendance	Opponent	Date	AU-Opp.
1.	12,620	Alabama	3/3/93	78-70
2.	12,612	Alabama	1/10/76	62-63
3.	12,604	Alabama	1/3/91	56-68
4.	12,599	Kentucky	2/10/88	62-69
5.	12,583	UNLV	2/1/87	85-104
6.	12,579	Alabama	2/28/90	65-80
7.	12,578	Alabama	1/27/88	84-74
8.	12,571	Alabama	1/28/89	64-67
	12,571	Kentucky	1/9/78	71-101
10.	12,542	Alabama	1/5/83	91-80
11.	12,534	Alabama	1/18/92	81-63
12.	12,531	Alabama	1/3/77	71-74
13.	12,507	Kentucky	2/8/92	67-85
14.	12,506	Alabama	3/8/75	76-70
15.	12,494	Vanderbilt	1/18/75	93-89

Capacity Crowds since 1994-95*

1.	10,108	Arkansas (#4)	1-14-95	104-90
2.	10,108	Alabama (#18)	2-18-95	73-86
3.	10,108	Georgia (#17)	1-13-96	89-86
4.	10,108	Mississippi State	2-4-96 (ot)	75-78
5.	10,108	Alabama	2-14-96	72-75
6.	10,108	Kentucky (#1)	2-27-96	73-88
7.	10,108	Alabama	1-18-98	94-40
8.	10,500	Tennessee	1-2-99	90-62
9.	10,500	Arkansas (#18)	1-6-99	83-66
10.	10,500	Florida	1-16-99	88-69
11.	10,500	Mississippi State	1-27-99	64-54
12.	10,500	LSU	2-6-99	80-54
13.	10,500	Alabama	2-13-99	102-61
14.	10,500	Vanderbilt	2-17-99	81-63
15-29.	10,500	1999-2000 season		14-1 overall
30-45.	10,500	2000-01 season (all but NIT game)		11-5
46.	10,500	Alabama (#14)	1-12-02	59-56
47.	10,500	Kentucky (#8)	1-22-02	62-69
48.	10,500	Alabama (#9)	1-18-03	77-68
49.	10,500	Kentucky (#9)	2-21-04	59-68
50.	10,500	Alabama	2-24-04	71-72
51.	10,500	Alabama	1-11-06	52-56
52.	10,500	Alabama (#12)	1-23-07	81-57
53.	11,700	Florida (#1)	1-27-07	66-91
54.	10,500	Alabama	2-24-08	88-76
55.	11,007	LSU (#11)	3-7-09	69-53
56.	11,669	Kentucky (#2)	1-16-10	67-72
57.	10,775	Alabama	1-30-10	58-57

* Capacity reduced 12,500 to 10,108; increased to 10,500 in 1998-99



AUBURN ARENA ATTENDANCE (2011-2015)

Auburn Arena Year-by-Year Records

<u>Season</u>	<u>Games</u>	<u>Attendance</u>	<u>Avg.</u>	<u>Record</u>	<u>Pct.</u>
2010-11	20	126,483	6,324	9-11	.450
2011-12	17	110,534	6,502	14-3	.824
2012-13	17	106,375	6,257	7-10	.412
2013-14	18	104,815	5,823	12-6	.667
2014-15	17	133,033	7,825	9-8	.529
5 seasons	89	581,240	6,531	51-38	.573

Capacity Crowds in Auburn Arena

1.	9,121	UNC Asheville	11-12-10	69-70
2.	9,121	Alabama	1-22-11	58-68
3.	9,121	Mississippi State	2-12-11	65-62
4.	9,121	Kentucky (#2)	1-11-12	53-68
5.	9,121	Kentucky	1-19-13	53-75
6.	9,121	South Carolina	1-16-15	71-68
7.	9,121	Ole Miss	2-7-15	79-86
8.	9,121	Alabama	2-17-15	68-79
9.	9,121	Georgia	3-7-15	61-64
10.	9,121	UAB	11-13-15	75-74



Year-by-Year Scores

1905-06 Won 5, Lost 1, Tied 1
COACH: Mike Donahue
CAPTAIN: Frank Jones

Date	Opponent	Location	AU	Opp.
Jan. 19	Tulane	(H)	27	7
Feb. 7	Montgomery YMCA	(H)	29	12
Feb. 7	Columbus YMCA	(H)	16	18
Feb. 15	Mercer	(H)	64	8
Feb. 16	Atlanta Athletic Club	(A)	28	17
Feb. 17	Georgia Tech	(A)	26	6
Mar. 16	Birmingham Athletic Club	(A)	14	14

1906-07 Won 4, Lost 2
COACH: Mike Donahue
CAPTAIN: C.W. Woodruff

Date	Opponent	Location	AU	Opp.
Jan. 19	Tulane		35	15
	Mercer		48	9
Feb. 14	Columbus YMCA (ot)	(H)	29	27
Feb. 16	Birmingham Athletic Club	(A)	23	29
Feb. 26	Columbus YMCA	(A)	16	11
	Birmingham Athletic Club		20	21

1907-08 Won 6, Lost 5
COACH: Mike Donahue
CAPTAIN: R.Y. Ware

Date	Opponent	Location	AU	Opp.
Feb. 5	Montgomery YMCA	(A)	25	18
	Columbus YMCA	(A)	32	37
Feb. 8	Birmingham Athletic Club	(H)	26	14
Feb. 15	Birmingham Athletic Club	(A)	21	25
Feb. 16	Bessemer Athletic Club	(A)	34	13
	Wetumpka Athletic Club	(H)	47	11
	Montgomery YMCA		21	27
	Wake Forest		38	13
Feb. 22	Montgomery YMCA	(H)	27	31
Mar. 2	Columbus YMCA	(H)	19	33
	Georgia	(N1)	34	20

(N1) Columbus, Ga.

1908-09 Won 4, Lost 3
COACH: Mike Donahue
CAPTAIN: T.C. Locke

Date	Opponent	Location	AU	Opp.
	Georgia	(A)	37	48
Jan. 8	Columbus YMCA	(H)	14	41
Jan. 16	Bessemer Athletic Club	(H)	14	17
Jan. 18	Tulane	(H)	29	15
Jan. 27	Augusta Athletic Assoc.	(H)	37	9
Feb. 4	Georgia Tech	(A)	24	8
	Mercer	(A)	26	23

1909-10 Won 11, Lost 6
COACH: Mike Donahue
CAPTAIN: S. Gordy

Date	Opponent	Location	AU	Opp.
	Wetumpka Athletic Club	(H)	56	12
	Columbus YMCA	(A)	8	44
	Mercer	(A)	38	20
	Georgia	(A)	35	40
	Atlanta Athletic Club	(A)	23	44
	Mercer	(H)	56	19
	Bessemer Athletic Club	(H)	26	18
	Birmingham Athletic Club	(A)	31	33
	Bessemer Athletic Club	(A)	23	10
	Birmingham YMCA	(A)	12	23
	Birmingham H.S.	(H)	29	16
	Georgia	(H)	56	21
	Birmingham Ath. Club	(H)	31	19
	Montgomery YMCA	(H)	24	16
	Columbus YMCA	(H)	16	42
	Montgomery YMCA	(A)	26	17
	Birmingham Ath. Club	(A)	26	19

1910-11 Won 3, Lost 5
COACH: Mike Donahue
CAPTAIN: L.A. Scarbrough

Date	Opponent	Location	AU	Opp.
	Columbus YMCA		33	45
	Georgia	(A)	24	26
	Birmingham Athletic Club		19	53

Date	Opponent	Location	AU	Opp.
	Bessemer Athletic Club		28	24
	Birmingham H.S.		21	28
	Birmingham YMCA		27	30
	Texas		45	27
	Nashville Athletic Club		36	34

1911-12 Won 2, Lost 6
COACH: Mike Donahue
CAPTAIN: E.A. Major

Date	Opponent	Location	AU	Opp.
	Columbus YMCA		12	19
	Atlanta Athletic Club		22	60
	Georgia	(A)	19	40
	Birmingham Athletic Club		26	35
	Birmingham H.S.		31	8
	Birmingham Athletic Club		9	27
	Bessemer Athletic Club		19	20
Feb. 10	LSU	(H)	38	15

1912-13 Won 6, Lost 9
COACH: Mike Donahue

Date	Opponent	Location	AU	Opp.
Jan. 10	Georgia	(A)	12	92
Jan. 11	Atlanta Athletic Club	(A)	30	62
Jan. 18	Mercer	(H)	33	31
Jan. 23	Cumberland	(H)	19	35
Jan. 24	Selma YMCA	(A)	29	15
Jan. 25	Marion	(A)	26	15
Feb. 5	Bessemer Athletic Club	(A)	9	31
Feb. 6	Birmingham Athletic Club	(A)	12	35
Feb. 7	Birmingham High School	(A)	24	34
Feb. 8	Montgomery YMCA	(H)	39	23
Feb. 12	Georgia Tech	(A)	36	27
	Columbus YMCA	(H)	13	77
Feb. 22	Georgia Tech	(H)	23	19
Mar. 1	Mercer	(A)	19	36
Mar. 1	Georgia	(H)	21	67

1913-14 Won 3, Lost 10
COACH: Mike Donahue
CAPTAIN: E.E. Clements

Date	Opponent	Location	AU	Opp.
Jan. 9	Columbus YMCA	(A)	3	74
Jan. 10	Atlanta Athletic Club	(A)	20	70
Jan. 16	Georgia	(A)	16	80
Jan. 17	Wetumpka Ath. Club	(H)	82	17
Jan. 23	Birmingham Athletic Club	(H)	19	42
Jan. 24	Montgomery YMCA	(H)	24	20
Jan. 30	Bessemer Athletic Club	(A)	27	68
Jan. 31	Mercer	(H)	25	23
Feb. 14	Columbus YMCA	(H)	11	41
Feb. 20	Georgia Tech	(A)	12	50
Feb. 21	Mercer	(A)	13	60
Feb. 23	Georgia Tech	(H)	6	21
Feb. 28	Georgia	(H)	15	46

1914-15 Won 3, Lost 5
COACH: Mike Donahue
CAPTAIN: E.E. Clements

Date	Opponent	Location	AU	Opp.
Jan. 18	Atlanta Athletic Club	(A)	29	43
Jan. 22	Mississippi State	(A)	16	44
Jan. 23	Mississippi State	(A)	11	32
Jan. 30	Atlanta Athletic Club	(A)	18	76
Feb. 22	Mississippi State	(H)	19	18
Feb. 23	Mississippi State	(H)	21	17
Feb. 26	Mobile YMCA	(H)	29	22
Feb. 27	Columbus YMCA	(A)	29	51

1915-16 Won 3, Lost 5
COACH: Mike Donahue
CAPTAIN: W.C. Payne

Date	Opponent	Location	AU	Opp.
Jan. 21	Marion	(H)	24	27
Jan. 21	Montgomery YMCA	(H)	16	29
Feb. 3	Talladega Athletic Club	(A)	4	31
Feb. 5	Marion	(A)	18	6
Feb. 7	Georgia	(A)	14	81
Feb. 8	Georgia	(H)	18	45
Feb. 10	LSU	(H)	24	23
Feb. 10	Montgomery YMCA	(H)	58	18

1916-17 Won 2, Lost 2
COACH: Mike Donahue
CAPTAIN: M.H. Floyd

Date	Opponent	Location	AU	Opp.
Jan. 19	Georgia	(A)	18	90
Jan. 26	Marion	(H)	38	18
Jan. 31	Montgomery YMCA		43	25
Feb. 13	LSU	(H)	13	37

1917-18 Won 2, Lost 3
COACH: Mike Donahue
CAPTAIN: M.H. Floyd

Date	Opponent	Location	AU	Opp.
	Birmingham College		27	24
Jan. 18	LSU	(A)	31	43
Jan. 19	LSU	(A)	27	34
Jan. 20	Birmingham Athletic Club	(H)	19	27
	Birmingham College		19	11

1918-19 Won 4, Lost 3
COACH: Mike Donahue

Date	Opponent	Location	AU	Opp.
Jan. 11	Montgomery YMCA	(H)	59	10
Jan. 14	Georgia	(A)	25	20
Jan. 18	Atlanta Athletic Club	(A)	23	40
Jan. 25	Camp Benning	(H)	68	9
Jan. 29	Georgia	(H)	35	22
Feb. 15	Atlanta Athletic Club		26	36
Feb. 12	Birmingham Athletic Club		22	38

1919-20 Won 11, Lost 7
COACH: Mike Donahue
CAPTAIN: Jimmy Wade

Date	Opponent	Location	AU	Opp.
	West Point Athletic Club	(A)	38	8
	Montgomery YMCA	(H)	55	19
	Georgia	(A)	16	31
Jan. 22	Georgia Tech	(A)	29	24
	Birmingham Ath. Club	(H)	27	21
	Atlanta Athletic Club	(A)	19	57
	Clemson	(A)	60	12
	Charlotte YMCA	(A)	30	36
	VMI	(A)	19	45
	Washington & Lee	(A)	10	34
	Virginia	(A)	27	21
	VPI	(A)	20	26
	Atlanta Athletic Club	(H)	24	44
Feb. 13	LSU	(H)	33	21
	Georgia	(H)	31	29
	Montgomery YMCA	(A)	38	19
	Birmingham Ath. Club	(A)	25	20
Mar. 9	Georgia Tech	(H)	26	17

1920-21 Won 5, Lost 8
COACH: Mike Donahue
CAPTAIN: H.B. Barks

Date	Opponent	Location	AU	Opp.
Jan. 11	Mercer (ot)	(H)	36	31
Jan. 12	Georgia	(H)	22	31
Jan. 15	Atlanta Athletic Club	(A)	17	42
Jan. 17	Camp Benning	(A)	11	19
Jan. 22	Georgia Tech	(A)	30	28
Jan. 28	Vanderbilt	(A)	27	7
Jan. 29	Kentucky	(A)	25	40
Jan. 31	Centre College	(A)	24	42
Feb. 5	Georgia	(A)	23	29
Feb. 12	Birmingham Athletic Club	(A)	34	39
Feb. 22	Spring Hill	(H)	41	32
Mar. 3	Clemson	(N1)	45	25
Mar. 4	Georgia	(N1)	24	32

(N1) Southern Conference Tournament, Atlanta, Ga.

1921-22 Won 5, Lost 8
COACH: Wilbur Hutsell
CAPTAIN: Joe Harrison

Date	Opponent	Location	AU	Opp.
Jan. 13	Mercer	(A)	7	31
Jan. 14	Atlanta Athletic Club	(A)	12	42
Jan. 21	Clemson	(H)	32	19
Jan. 28	Georgia Tech	(A)	17	35
Feb. 2	Mercer	(H)	26	28



Year-by-Year Scores

Feb. 4	Birmingham Ath. Club	(A)	29	19
Feb. 11	Georgia Tech	(H)	29	26
Feb. 14	Camp Benning	(H)	17	30
Feb. 18	Birmingham Ath. Club	(H)	34	21
Feb. 24	Newberry	(N1)	32	21
Feb. 27	North Carolina	(N1)	27	32
	Georgia	(A)	15	39
	Georgia	(H)	17	31

(N1) Southern Conference Tournament, Atlanta, Ga.

1922-23 Won 7, Lost 7
COACH: Wilbur Hutsell
CAPTAIN: Charlie Dudley

	AU	Opp.
Jan. 12	West Point Athletic Club	25 18
	Georgia Tech	(A) 17 35
	Montgomery YMCA	37 22
	Wofford	42 19
	Georgia	(A) 29 35
	Clemson	19 24
	Wofford	19 20
	Furman	22 43
	Birmingham Athletic Club	31 17
	Camp Benning	24 19
	Birmingham Athletic Club	19 42
	Georgia	(H) 45 16
Feb. 23	Georgia Tech	(H) 29 26
Feb. 27	Mercer	(N1) 24 45

(N1) Southern Conference Tournament, Atlanta, Ga.

1923-24 Won 4, Lost 9
COACH: Wilbur Hutsell

	AU	Opp.
Jan. 8	Columbus YMCA	36 19
Jan. 11	Georgia Tech	(A) 24 39
Jan. 12	Atlanta Athletic Club	22 31
Jan. 16	Camp Benning	42 18
Jan. 19	Birmingham Athletic Club	44 23
Jan. 25	Tulane	19 32
Jan. 26	Tulane	22 27
Jan. 30	Georgia	(H) 17 32
Feb. 5	Georgia	(A) 18 33
Feb. 9	Georgia Tech	(H) 18 33
Feb. 16	Birmingham Athletic Club (ot)	32 36
Feb. 29	Georgia Tech	(N1) 35 29
Mar. 1	Alabama	(N1) 19 40

(N1) Southern Conference Tournament, Atlanta, Ga.

1924-25 Won 3, Lost 11
COACH: Herb Bunker

	AU	Opp.
Dec. 18	Mercer	(A) 21 28
Dec. 19	Albany YMCA	(A) 21 28
Jan. 5	Tulane	(A) 18 33
Jan. 6	Tulane	(A) 31 45
Jan. 13	Camp Benning	(H) 27 36
Jan. 17	Georgia Tech	(H) 21 28
Jan. 28	Montgomery YMCA	(H) 34 12
Jan. 31	Mercer	(H) 27 38
Feb. 7	Georgia Tech	(A) 15 14
Feb. 10	Georgia	(A) 17 40
Feb. 12	Camp Benning	(A) 38 36
Feb. 14	Birmingham Athletic Club	(A) 25 35
Feb. 17	Georgia	(H) 21 37
Feb. 18	Virginia	(N1) 27 29

(N1) Southern Conference Tournament, Atlanta, Ga.

1925-26 Won 5, Lost 10
COACH: Mike Papke
CAPTAIN: Bill McKinney

	AU	Opp.
Dec. 6	Howard	(A) 32 16
	Birmingham-Southern	(A) 32 17
Jan. 9	Georgia Tech	(H) 32 28
Jan. 11	Howard	(H) 35 21
Jan. 23	Birmingham Athletic Club	(A) 27 44
Jan. 28	Mobile YMCA	(A) 17 19
Jan. 29	Tulane	(A) 30 33
Jan. 30	Tulane	(A) 31 52
Feb. 4	Georgia	(A) 28 49
Feb. 5	North Carolina State	(A) 36 43
Feb. 6	VMI	(A) 25 41

Feb. 8	Kentucky	(A)	26	35
Feb. 13	Birmingham Ath. Club	(H)	39	32
Feb. 19	Georgia Tech	(A)	18	28
Feb. 26	North Carolina State	(N1)	26	32

1926-27 Won 13, Lost 6
COACH: Mike Papke
CAPTAIN: Buck Ellis

	AU	Opp.
Jan. 5	Georgia Tech (ot)	(A) 20 22
Jan. 10	Mississippi State	(H) 31 34
Jan. 11	Mississippi State	(H) 27 24
Jan. 15	Florida	(H) 51 34
Jan. 28	Tulane	(A) 42 33
Jan. 29	Tulane	(A) 35 12
Jan. 30	Tulane	(H) 50 11
Feb. 1	Tulane	(H) 33 30
Feb. 3	Clemson	(H) 45 26
Feb. 4	Clemson	(H) 45 23
Feb. 5	Florida	(A) 40 28
Feb. 11	Sewanee	(H) 46 15
Feb. 12	Georgia Tech	(H) 42 24
Feb. 15	Tennessee	(A) 23 24
Feb. 16	Chattanooga	(A) 34 39
Feb. 17	Vanderbilt	(A) 35 39
Feb. 18	Sewanee	(A) 35 28
Feb. 25	Virginia Tech	(N1) 38 33
Feb. 26	North Carolina	(N1) 15 28

(N1) Southern Conference Tournament, Atlanta, Ga.

1927-28 Won 20, Lost 2
COACH: Mike Papke
CAPTAIN: Fob James Sr.

	AU	Opp.
	Montgomery YMCA	(H) 38 12
	White's Business College	(H) 92 13
Jan. 7	Georgia Tech	(H) 56 29
	So. College (Fla.)	(H) 51 18
Jan. 13	Florida	(A) 39 23
Jan. 14	Florida	(A) 43 33
Jan. 18	Clemson	(H) 56 26
Jan. 19	Clemson	(H) 30 23
Jan. 27	Tulane	(A) 32 17
Jan. 28	Tulane	(A) 49 31
Jan. 29	Tennessee	(H) 63 14
Feb. 1	Vanderbilt	(H) 62 28
Feb. 3	Georgia	(H) 28 25
Feb. 9	Georgetown (Ky.)	(H) 41 25
Feb. 10	Ole Miss	(H) 42 43
Feb. 11	Ole Miss	(H) 58 38
Feb. 21	Florida	(H) 58 32
Feb. 22	Florida	(H) 50 28
Feb. 27	Clemson	(N1) 27 26
Feb. 28	Georgia Tech	(N1) 30 29
Mar. 1	Mississippi State	(N1) 42 34
Mar. 2	Ole Miss	(N1) 30 31

(N1) Southern Conference Tournament, Atlanta, Ga.

1928-29 Won 6, Lost 15
COACH: George Bohler
CAPTAIN: Frank DuBose

	AU	Opp.
	Camp Benning	(H) 40 38
	Birmingham Ath. Club	(H) 37 34
	Camp Benning	(A) 37 43
	LaGrange YMCA	(H) 29 32
	Birmingham Athletic Club	(A) 20 38
	So. College (Fla.)	(H) 33 29
Jan. 25	Florida	(A) 33 44
Jan. 26	Florida	(A) 39 32
Jan. 28	LSU	(H) 28 45
Jan. 29	LSU	(H) 28 65
Feb. 1	Clemson	(A) 20 46
Feb. 2	Georgia	(A) 31 39
Feb. 6	Georgia Tech	(A) 25 42
Feb. 8	Tulane	(H) 35 48
Feb. 9	Tulane	(H) 40 25
	Mercer	(A) 41 46
	Mercer	(A) 29 31
Feb. 16	Georgia Tech	(H) 41 46

Feb. 18	Florida	(H)	29	46
Feb. 19	Florida	(H)	51	26
Mar. 1	Georgia	(N1)	24	42

(N1) Southern Conference Tournament, Atlanta, Ga.

1929-30 Won 1, Lost 10
COACH: Hal Lee
CAPTAIN: Louie James

	AU	Opp.
Jan. 10	Clemson	(H) 31 39
Jan. 11	South Carolina	(H) 30 22
Jan. 25	Tennessee	(A) 18 33
Jan. 26	Vanderbilt	(H) 27 29
Jan. 29	Georgia	(H) 35 43
Feb. 7	LSU	(A) 27 44
Feb. 8	LSU	(A) 40 46
Feb. 11	Tulane	(A) 40 45
Feb. 12	Tulane	(A) 37 41
Feb. 18	Georgia Tech	(H) 34 47
Feb. 19	Georgia Tech	(A) 29 40

1930-31 Won 9, Lost 6
COACH: Sam McAllister
CAPTAIN: Ralph Jordan

	AU	Opp.
Jan. 6	South Carolina	(H) 39 21
Jan. 10	Clemson	(H) 44 20
Jan. 12	North Carolina State (ot)	(H) 30 28
Jan. 23	Georgia	(A) 27 30
Jan. 24	South Carolina	(A) 36 16
Jan. 26	Clemson	(A) 33 37
Jan. 28	Georgia Tech	(H) 33 37
Jan. 31	Vanderbilt	(H) 26 36
Feb. 6	Tulane	(H) 44 22
Feb. 7	Tulane	(H) 51 35
Feb. 14	Vanderbilt	(H) 42 25
Feb. 18	Camp Benning	54 13
Feb. 24	Georgia Tech	(A) 22 47
Feb. 27	Virginia	(N1) 33 26
Feb. 28	Georgia	(N1) 27 31

(N1) Southern Conference Tournament, Atlanta, Ga.

1931-32 Won 12, Lost 3
COACH: Sam McAllister
CAPTAIN: Jack Stewart

	AU	Opp.
Jan. 8	Birmingham Southern	(A) 41 23
Jan. 9	Vanderbilt	(A) 36 23
Jan. 12	Georgia Tech	(H) 25 22
Jan. 22	Florida	(A) 43 26
Jan. 23	Florida	(A) 28 21
Jan. 30	Vanderbilt	(H) 38 23
Feb. 5	Tulane	(A) 21 26
Feb. 6	Tulane	(A) 42 37
Feb. 8	LSU	(A) 48 34
Feb. 9	LSU	(A) 34 30
Feb. 13	Georgia Tech	(A) 28 36
Feb. 15	Georgia	(H) 26 24
Feb. 26	North Carolina State	(N1) 34 33
Feb. 27	LSU	(N1) 30 22
Feb. 28	North Carolina	(N1) 31 52

(N1) Southern Conference Tournament, Atlanta, Ga.

1932-33 Won 4, Lost 9 (4-7 SEC)
COACH: Sam McAllister
CAPTAIN: Sick Kaley

	AU	Opp.
Jan. 20	Birmingham Southern	(A) 33 50
Jan. 22	Vanderbilt	(A) 24 25
Jan. 24	LSU	(H) 25 26
Jan. 25	LSU	(H) 25 24
Feb. 3	Tulane	(H) 22 19
Feb. 4	Tulane	(H) 18 35
Feb. 9	Vanderbilt	(H) 20 21
Feb. 11	Georgia	(A) 21 22
Feb. 15	Georgia Tech	(H) 20 29
Feb. 17	Florida	(H) 32 30
Feb. 18	Florida	(H) 16 11
Feb. 20	Georgia Tech	(N1) 18 29
Feb. 24	LSU	(N2) 33 57

(N1) Atlanta, Ga. (Atlanta Athletic Club)

(N2) SEC Tournament, Atlanta, Ga.



Year-by-Year Scores

1933-34 Won 2, Lost 11 (2-9 SEC)
COACH: Ralph Jordan

	AU	Opp.
Jan. 9 Vanderbilt (A)	22	31
Jan. 11 Georgia Tech (H)	26	28
Jan. 26 Birmingham Southern (H)	22	39
Jan. 27 Vanderbilt (H)	33	48
Feb. 3 Tulane (A)	18	34
Feb. 4 Tulane (A)	20	30
Feb. 5 LSU (A)	17	40
Feb. 6 LSU (A)	16	38
Feb. 10 Georgia (H)	30	21
Feb. 14 Georgia Tech (A)	20	24
Feb. 17 Florida (A)	23	21
Feb. 18 Florida (A)	21	39
Mar. 1 Tennessee (N1)	26	43

(N1) SEC Tournament, Atlanta, Ga.

1934-35 Won 4, Lost 13 (3-9 SEC)
COACH: Ralph Jordan

	AU	Opp.
Jan. 5 Lanett Athletic Club (A)	44	25
Jan. 8 South Carolina (A)	34	35
Jan. 9 South Carolina (A)	26	42
Jan. 10 Sewanee (A)	18	19
Jan. 11 Vanderbilt (A)	27	37
Jan. 12 Vanderbilt (A)	24	41
Jan. 26 Birmingham Southern (H)	20	37
Feb. 1 Tennessee (H)	27	48
Feb. 2 Birmingham Southern (A)	40	46
Feb. 5 Georgia (A)	29	33
Feb. 6 Georgia Tech (A)	24	25
Feb. 8 Florida (H)	39	34
Feb. 9 Florida (H)	25	35
Feb. 13 Georgia Tech (H)	19	34
Feb. 14 Sewanee (H)	28	13
Feb. 15 Sewanee (H)	33	24
Feb. 15 Vanderbilt (H)	25	37

1935-36 Won 10, Lost 7 (7-4 SEC)
COACH: Ralph Jordan

	AU	Opp.
Dec. 19 Clemson (H)	23	33
Dec. 20 Clemson (H)	18	31
Jan. 9 Vanderbilt (A)	27	47
Jan. 10 Sewanee (A)	25	23
Jan. 11 Sewanee (A)	34	25
Jan. 24 Birmingham Southern (A)	26	17
Jan. 25 Vanderbilt (H)	32	37
Feb. 4 Georgia Tech (H)	31	28
Feb. 10 Sewanee (H)	41	31
Feb. 11 Sewanee (H)	42	18
Feb. 15 Georgia (H)	33	26
Feb. 19 Georgia Tech (A)	22	46
Feb. 21 Florida (A)	32	16
Feb. 22 Florida (A)	13	20
Feb. 28 Birmingham Southern (N)	41	22
Feb. 29 Georgia (N1)	43	26
Mar. 1 Tennessee (N1)	25	43

(N1) SEC Tournament, Knoxville, Tenn.

1936-37 Won 11, Lost 4 (7-4 SEC)
COACH: Ralph Jordan

	AU	Opp.
Jan. 9 Fort Benning (H)	54	13
Jan. 15 Sewanee (A)	41	34
Jan. 16 Sewanee (A)	34	29
Jan. 30 Birmingham Southern (A)	39	22
Feb. 1 LSU (H)	37	24
Feb. 2 LSU (H)	34	54
Feb. 8 Sewanee (H)	39	32
Feb. 9 Sewanee (H)	36	16
Feb. 11 Georgia Tech (A)	28	42
Feb. 12 Florida (H)	35	34
Feb. 13 Florida (H)	51	40
Feb. 15 Clemson (H)	41	33
Feb. 16 Clemson (H)	33	26
Feb. 16 Georgia (A)	19	21
Feb. 27 Georgia Tech (H)	33	35

1937-38 Won 14, Lost 5 (6-3 SEC)
COACH: Ralph Jordan

	AU	Opp.
Jan. 14 Sewanee (A)	36	31
Jan. 15 Sewanee (A)	38	19
Jan. 19 Birmingham Southern (A)	49	39
Jan. 28 Georgia Tech (H)		
Jan. 28 Oglethorpe (H)	46	43
Jan. 29 Oglethorpe (H)	49	14
Feb. 7 Sewanee (H)		
Feb. 8 Sewanee (H)		
Feb. 12 Georgia (H)	34	27
Feb. 14 Georgia Tech (A)	42	43
Feb. 18 Birmingham Southern (A)		
Feb. 25 Florida (A)	34	43
Feb. 26 Florida (A)	35	51
Feb. 28 Georgia Tech (A)	32	54
Mar. 3 LSU (A1)	34	60

(Only Scores That Are Available)

(A1) SEC Tournament, Baton Rouge, La.

1938-39 Won 16, Lost 6 (8-4 SEC)
COACH: Ralph Jordan

	AU	Opp.
Dec. 16 Lanett Mill (H)	40	21
Dec. 17 Nehi Reds (H)	41	36
Jan. 4 Lanett Mill (A)	38	21
Jan. 6 Spring Hill (H)	30	22
Jan. 7 Spring Hill (H)	44	23
Jan. 13 Sewanee (H)	41	31
Jan. 14 Sewanee (H)	38	27
Jan. 16 Vanderbilt (H)	39	41
Jan. 28 Birmingham Southern (H)	50	17
Feb. 2 Mississippi College (H)	44	59
Feb. 4 Georgia (A)	21	43
Feb. 10 Georgia (H)	34	29
Feb. 11 Birmingham Southern (H)	52	35
Feb. 16 Vanderbilt (A)	42	49
Feb. 17 Sewanee (A)	34	27
Feb. 18 Sewanee (A)	39	28
Feb. 22 Georgia Tech (H)	38	24
Feb. 24 Florida (H)	40	38
Feb. 25 Florida (H)	25	31
Feb. 27 Georgia Tech (A)	49	33
Mar. 2 Tulane (N1)	43	30
Mar. 3 Tennessee (A1)	35	49

(N1, A1) SEC Tournament, Knoxville, Tenn.

1939-40 Won 7, Lost 10 (6-7 SEC)
COACH: Ralph Jordan

	AU	Opp.
Dec. 14 Spring Hill (H)	37	34
Dec. 15 Spring Hill (H)	33	34
Jan. 5 LSU (A)	39	50
Jan. 6 LSU (A)	42	26
Jan. 11 Vanderbilt (A)	45	51
Jan. 12 Sewanee (A)	51	32
Jan. 13 Sewanee (A)	64	32
Jan. 20 Vanderbilt (H)	46	50
Jan. 27 Howard (H)	33	37
Feb. 3 Georgia (H)	28	32
Feb. 6 Georgia Tech (A)	31	53
Feb. 9 Georgia (H)	47	48
Feb. 16 Sewanee (H)	46	30
Feb. 17 Sewanee (H)	63	34
Feb. 21 Georgia Tech (ot) (H)	39	38
Feb. 24 Florida (H)	37	42
Feb. 28 Georgia (N1)	41	48

(N1) SEC Tournament, Knoxville, Tenn.

1940-41 Won 13, Lost 6 (6-5 SEC)
COACH: Ralph Jordan

	AU	Opp.
Jan. 3 Spring Hill (H)	35	30
Jan. 4 Spring Hill (H)	46	34
Jan. 10 Sewanee (H)	36	24
Jan. 11 Sewanee (H)	39	25
Jan. 13 Ole Miss (H)	43	30
Jan. 24 Tulane (H)	45	41
Jan. 25 Vanderbilt (H)	45	44
Jan. 31 Tennessee (H)	33	51
Feb. 1 Georgia Tech (A)	39	48
Feb. 3 Mississippi State (H)	44	48
Feb. 5 Georgia Tech (H)	51	45

Feb. 8 Georgia (H)	43	39
Feb. 10 Howard (H)	35	21
Feb. 11 LSU (H)	50	49
Feb. 13 Vanderbilt (A)	39	47
Feb. 14 Sewanee (A)	39	28
Feb. 15 Sewanee (A)	46	31
Feb. 26 Georgia (A)	31	36
Feb. 28 Alabama (N1)	16	38

(N1) SEC Tournament, Louisville, Ky.

1941-42 Won 11, Lost 6 (9-5 SEC)
COACH: Ralph Jordan

	AU	Opp.
Dec. 18 Mississippi State (A)	39	29
Dec. 19 Ole Miss (A)	34	31
Jan. 16 Vanderbilt (A)	35	33
Jan. 23 Tennessee (A)	23	43
Jan. 26 Vanderbilt (H)	50	45
Jan. 31 Georgia Tech (A)	42	48
Feb. 3 Georgia Tech (H)	43	38
Feb. 6 Georgia (A)	32	28
Feb. 13 Georgia (H)	53	41
Feb. 14 Mississippi State (H)	40	41
Feb. 16 LSU (A)	49	63
Feb. 17 Tulane (A)	41	50
Feb. 20 Florida (H)	47	23
Feb. 21 Florida (H)	38	36
Feb. 26 Vanderbilt (N1)	36	34
Feb. 27 Tulane (N1)	45	36
Feb. 28 Kentucky (N1)	31	40

(N1) SEC Tournament, Louisville, Ky.

1942-43 Won 1, Lost 14 (1-12 SEC)
COACH: Bob Evans

	AU	Opp.
Dec. 11 Mississippi State (A)	35	41
Dec. 12 Mississippi State (A)	26	36
Dec. 17 Mississippi State (H)	37	38
Dec. 18 Mississippi State (H)	40	44
Jan. 11 Vanderbilt (A)	39	54
Jan. 15 507 Paratrooper Infantry (H)	30	40
Jan. 22 Georgia Tech (H)	32	59
Jan. 23 Vanderbilt (H)	43	48
Jan. 29 Tennessee (A)	23	57
Jan. 30 Georgia Tech (A)	21	53
Feb. 5 Georgia (H)	47	32
Feb. 6 LSU (H)	37	62
Feb. 8 Tulane (H)	30	50
Feb. 13 Georgia (A)	31	51
Feb. 25 LSU (N1)	38	67

(N1) SEC Tournament, Louisville, Ky.

1943-44 (No Team)

1944-45 Won 3, Lost 14 (2-6 SEC)
COACH: Bob Evans

	AU	Opp.
Jan. 13 Gunter Field (H)	40	44
Jan. 13 Mercer (H)	36	41
Jan. 18 Georgia (A)	50	59
Jan. 20 Georgia Tech (H)	41	74
Feb. 2 Mercer (A)	34	40
Feb. 3 Georgia (H)	43	59
Feb. 9 Jacksonville Navy (A)	43	80
Feb. 10 Jacksonville Navy (A)	23	51
Feb. 12 Florida (H)	43	58
Feb. 13 Florida (H)	42	40
Feb. 17 Georgia Tech (A)	39	53
Gunter Field	52	39
Maxwell Field	41	48
Maxwell Field	31	72
Feb. 19 Florida (A)	43	41
Feb. 20 Florida (A)	48	62
Feb. 29 Tennessee (N1)	26	56

(N1) SEC Tournament, Louisville, Ky.

1945-46 Won 7, Lost 9 (7-6 SEC)
COACH: Ralph Jordan

	AU	Opp.
Dec. 10 Mississippi State (H)	55	47



Year-by-Year Scores

Dec. 11	Mississippi State	(H)	37	26
Jan. 4	Georgia Tech	(A)	22	45
	Georgia	(A)	37	38
Jan. 16	Georgia Tech	(H)	26	53
Jan. 21	Georgia	(H)	40	37
	Maxwell Field		41	48
	Maxwell Field		35	36
Jan. 29	Florida	(H)	49	36
Jan. 30	Florida	(H)	51	40
	Tulane	(H)	48	56
Feb. 8	Florida	(A)	60	53
Feb. 9	Florida	(A)	34	53
Feb. 15	Mississippi State	(A)	40	30
Feb. 16	Mississippi State	(A)	31	39
Feb. 28	Kentucky	(N1)	24	69

(N1) SEC Tournament, Louisville, Ky.

1946-47 Won 3, Lost 18 (1-15 SEC)

COACH: V.J. Edney

			AU	Opp.
	Maxwell Field		65	38
Dec. 13	Ole Miss	(A)	38	58
Dec. 14	Mississippi State	(A)	35	61
	Mercer		54	55
Jan. 11	Tennessee	(H)	30	66
Jan. 15	Georgia Tech	(H)	42	55
Jan. 17	Florida	(A)	32	48
Jan. 18	Florida	(A)	28	39
Jan. 24	Vanderbilt	(H)	37	38
Jan. 25	Georgia	(H)	40	44
Jan. 29	Georgia Tech	(A)	49	65
Feb. 1	Vanderbilt	(A)	58	59
Feb. 3	Tennessee	(A)	27	63
Feb. 7	Florida	(H)	42	48
Feb. 8	Florida	(H)	36	30
	Maxwell Field		57	34
	Tulane		35	66
Feb. 15	LSU	(A)	53	76
	Mercer		47	71
	Georgia	(A)	45	60
Feb. 28	Kentucky	(N1)	18	84

(N1) SEC Tournament, Louisville, Ky.

1947-48 Won 12, Lost 10 (7-7 SEC)

COACH: Danny Doyle

			AU	Opp.
Dec. 6	Mississippi State	(H)	35	49
Dec. 12	Florida	(A)	43	41
Dec. 13	Florida	(A)	39	47
	Tulane	(A)	37	70
	Illinois Wesleyan	(A)	44	42
	Washington	(A)	29	59
Jan. 12	Ole Miss	(H)	59	50
Jan. 16	Georgia	(H)	52	41
Jan. 19	Mercer	(A)	72	53
Jan. 21	Vanderbilt	(H)	46	41
Jan. 23	LSU	(A)	51	48
Jan. 30	Georgia Tech	(H)	38	31
Feb. 2	Vanderbilt	(A)	47	55
Feb. 5	Florida	(H)	53	50
Feb. 6	Florida	(H)	37	39
Feb. 12	Oglethorpe	(H)	55	23
Feb. 13	Oglethorpe	(H)	65	31
	Mercer		46	63
Feb. 21	Georgia	(A)	36	74
Feb. 25	Georgia Tech	(A)	43	50
Feb. 28	Howard	(A)	33	32
Mar. 4	Tulane	(N1)	40	47

(N1) SEC Tournament, Louisville, Ky.

1948-49 Won 9, Lost 15 (5-11 SEC)

COACH: Danny Doyle

			AU	Opp.
Dec. 3	Howard	(A)	57	30
Dec. 4	Birmingham Southern	(A)	40	32
Dec. 11	Mississippi State	(H)	53	54
Dec. 21	Alabama	(N1)	45	46
Dec. 27	Baylor	(N2)	44	59
Dec. 28	Colorado State	(N2)	41	46
Dec. 29	Southern Methodist	(N2)	41	59
Jan. 5	Alabama	(H)	38	45
Jan. 8	Florida	(A)	45	61
Jan. 11	Georgia Tech	(H)	41	33

Jan. 14	Georgia	(A)	52	55
Jan. 17	Ole Miss	(A)	43	47
Jan. 18	Mississippi State	(A)	43	47
Jan. 22	Vanderbilt	(H)	48	46
Jan. 27	Alabama	(A)	37	39
Jan. 31	Tulane	(H)	51	56
Feb. 5	Vanderbilt	(A)	42	52
	Troy State		69	44
	Livingston State		49	44
Feb. 17	Florida	(H)	44	43
	Georgia		53	47
Feb. 23	Georgia Tech	(A)	57	66
Feb. 28	Ole Miss	(H)	65	61
Mar. 4	Kentucky	(N3)	39	70

(N1) Birmingham, Ala.

(N2) All-College Classic, Oklahoma City, Okla.

(N3) SEC Tournament, Louisville, Ky.

1949-50 Won 17, Lost 7 (12-6 SEC)

COACH: Joel Eaves

CAPTAIN: Bill Lynn

			AU	Opp.
Dec. 1	Birmingham Southern	(H)	79	49
Dec. 2	Howard	(A)	59	36
Dec. 9	Ole Miss	(H)	64	60
Dec. 10	Howard	(H)	73	49
Dec. 13	Troy State	(H)	77	40
Dec. 20	Alabama	(H)	45	40
Jan. 4	Birmingham Southern	(A)	70	48
Jan. 10	Georgia Tech	(A)	49	65
Jan. 12	Mississippi State	(A)	65	64
Jan. 14	Florida	(H)	72	46
Jan. 21	Vanderbilt	(H)	47	58
Jan. 28	Alabama	(A)	66	58
Jan. 30	Ole Miss	(A)	77	63
Feb. 1	Mississippi State	(A)	65	60
Feb. 4	LSU	(H)	70	66
Feb. 6	Vanderbilt	(A)	51	63
Feb. 9	Georgia	(H)	67	54
Feb. 11	Tulane	(A)	64	60
Feb. 13	LSU	(A)	61	76
Feb. 18	Alabama	(H)	67	58
Feb. 20	Florida	(A)	41	43
Feb. 22	Georgia Tech	(H)	53	61
Feb. 25	Georgia	(A)	55	46
Mar. 3	LSU	(N1)	45	73

(N1) SEC Tournament, Louisville, Ky.

1950-51 Won 12, Lost 10 (6-8 SEC)

COACH: Joel Eaves

CAPTAIN: Don Lanford

			AU	Opp.
Nov. 27	Troy State	(H)	96	57
Nov. 30	Birmingham Southern	(A)	57	56
Dec. 1	Howard	(A)	70	57
Dec. 6	Birmingham Southern	(H)	69	57
Dec. 9	Ole Miss	(H)	61	65
Dec. 13	Howard	(H)	70	53
Dec. 19	Alabama	(A)	46	70
Jan. 5	Kentucky (NR,3)	(A)	35	79
Jan. 6	Vanderbilt	(A)	51	61
Jan. 8	Tennessee	(A)	63	59
Jan. 13	Georgia (ot)	(H)	69	68
Jan. 18	Alabama	(H)	64	65
Jan. 27	Georgia	(A)	61	49
Jan. 31	Georgia Tech	(A)	44	64
Feb. 3	Tulane	(H)	92	71
Feb. 5	LSU	(H)	74	75
Feb. 10	Alabama	(A)	44	63
Feb. 14	Georgia Tech	(H)	75	63
Feb. 17	Florida	(A)	61	82
Feb. 23	Florida (ot)	(H)	83	77
Feb. 24	Mississippi State	(H)	92	85
Mar. 2	Kentucky (NR,1)	(N1)	54	84

(N1) SEC Tournament, Louisville, Ky.

1951-52 Won 14, Lost 12 (6-8 SEC)

COACH: Joel Eaves

CAPTAIN: Roger Weldon

			AU	Opp.
Nov. 27	Troy State	(H)	83	58
Nov. 29	Birmingham Southern	(A)	65	59
Nov. 30	Howard	(A)	69	39

Dec. 4	Maxwell Field	(H)	75	41
Dec. 5	Howard	(H)	88	51
Dec. 8	Georgia	(A)	62	48
Dec. 15	Birmingham Southern	(H)	79	46
Dec. 19	Maxwell Field	(A)	63	54
Dec. 28	Davidson	(N1)	66	59
Dec. 29	Georgia Tech	(N1)	62	79
Dec. 29	South Carolina	(N1)	67	70
Jan. 3	Florida	(A)	63	64
Jan. 9	Georgia Tech	(A)	54	56
Jan. 12	Vanderbilt	(H)	61	73
Jan. 18	Mississippi State	(A)	68	61
Jan. 19	Ole Miss	(A)	58	76
Jan. 26	Georgia	(H)	65	51
Jan. 30	Kentucky	(H)	48	88
Feb. 2	Alabama	(H)	60	62
Feb. 8	Florida	(H)	61	52
Feb. 9	Tennessee	(H)	60	55
Feb. 13	Georgia Tech	(H)	50	58
Feb. 16	LSU	(A)	64	70
Feb. 18	Tulane	(A)	63	61
Feb. 23	Alabama	(A)	50	63
Feb. 28	Alabama	(N2)	49	63

(N1) Carolina Invitational, Charlotte, N.C.

(N2) SEC Tournament, Louisville, Ky.

1952-53 Won 13, Lost 8 (6-7 SEC)

COACH: Joel Eaves

CAPTAIN: Bubber Farish

			AU	Opp.
Dec. 2	Howard	(H)	80	52
Dec. 6	Howard	(A)	80	74
Dec. 10	Georgia Tech	(H)	71	61
Dec. 13	Birmingham Southern	(A)	87	61
Dec. 19	Georgia	(N1)	71	49
Jan. 2	Memphis State	(N2)	78	64
Jan. 3	Ole Miss	(N2)	55	65
Jan. 6	Birmingham Southern	(H)	84	59
Jan. 9	Georgia	(A)	64	59
Jan. 14	Georgia Tech	(A)	61	79
Jan. 17	Alabama	(A)	51	61
Jan. 21	Georgia	(H)	78	69
Jan. 26	Tennessee	(A)	70	72
Jan. 31	Mississippi State	(H)	82	60
Feb. 4	Florida	(H)	62	66
Feb. 7	Vanderbilt	(A)	71	66
Feb. 11	Ole Miss	(H)	72	65
Feb. 14	LSU (NR,8)	(H)	57	65
Feb. 16	Tulane	(H)	65	70
Feb. 21	Florida	(A)	67	71
Feb. 28	Alabama	(H)	78	73

(N1) Birmingham, Ala.

(N2) Memphis Invitational, Memphis, Tenn.

1953-54 Won 16, Lost 8 (8-6 SEC)

COACH: Joel Eaves

CAPTAIN: Bob Miller

			AU	Opp.
Dec. 1	Birmingham Southern	(H)	81	50
Dec. 4	Birmingham Southern	(A)	93	66
Dec. 5	Howard (ot)	(A)	70	63
Dec. 12	Georgia Tech	(N1)	83	56
Dec. 18	Georgia	(N2)	75	73
Dec. 19	Alabama	(N2)	62	70
Dec. 30	Vanderbilt (NR,19)	(A)	48	96
Jan. 2	Mississippi State	(N2)	76	75
Jan. 5	Howard	(H)	84	56
Jan. 9	Mississippi State	(A)	74	79
Jan. 11	Ole Miss	(A)	66	61
Jan. 16	Alabama	(A)	58	70
Jan. 20	Georgia Tech	(H)	80	56
Jan. 23	Georgia	(A)	81	66
Jan. 29	Florida	(A)	83	76
Feb. 6	Vanderbilt	(H)	76	73
Feb. 8	Georgia Tech	(A)	59	53
Feb. 13	Florida	(H)	85	65
Feb. 15	Georgia	(H)	80	61
Feb. 20	LSU (NR,13)	(A)	59	77
Feb. 22	Tulane	(A)	65	62
Feb. 27	Kentucky (NR,2)	(N1)	79	109
Mar. 1	Tennessee	(H)	86	92
Mar. 5	Alabama	(H)	55	57

(N1) Montgomery, Ala. (N2) Birmingham, Ala.



Year-by-Year Scores

1954-55 Won 11, Lost 9 (6-8 SEC)

COACH: Joel Eaves
CAPTAIN: Bill Kirkpatrick

	AU	Opp.
Dec. 4	Birmingham Southern (H)	90 77
Dec. 11	Jacksonville State (H)	78 67
Dec. 17	Washington & Lee (N1)	91 81
Dec. 18	Tennessee (N1)	73 64
Jan. 5	Howard (H)	98 77
Jan. 8	Mississippi State (H)	79 58
Jan. 10	Ole Miss (H)	85 81
Jan. 15	Alabama (20,16) (N2)	78 99
Jan. 22	Georgia (A)	83 88
Jan. 26	Georgia Tech (H)	70 73
Jan. 29	Florida (H)	91 69
Jan. 31	Georgia (H)	78 76
Feb. 5	Vanderbilt (NR,20) (A)	74 79
Feb. 7	Georgia Tech (A)	67 75
Feb. 12	Florida (A)	70 66
Feb. 19	LSU (H)	75 71
Feb. 21	Tulane (H)	79 90
Feb. 26	Kentucky (NR,2) (A)	59 93
Feb. 28	Tennessee (A)	77 86
Mar. 5	Alabama* (NR,11) (N2)	80 84

(N1) Blue-Gray Tournament, Montgomery, Ala.
(N2) Montgomery, Ala.

1955-56 Won 11, Lost 10 (8-6 SEC)

COACH: Joel Eaves
CAPTAIN: Jim O'Donnell

	AU	Opp.
Dec. 3	Birmingham Southern (H)	81 64
Dec. 10	Howard (H)	97 54
Dec. 16	Texas (N1)	76 83
Dec. 17	Eastern Kentucky (N1)	71 93
Dec. 20	Oklahoma City (NR,15) (A)	58 76
Dec. 21	Rice (2ot) (A)	80 82
Jan. 2	Florida (H)	89 77
Jan. 7	Mississippi State (A)	81 68
Jan. 9	Ole Miss (A)	69 76
Jan. 14	Alabama (NR,19) (N2)	77 86
Jan. 21	Georgia (A)	60 59
Jan. 28	Jacksonville State (H)	73 64
Feb. 4	Kentucky (NR,7) (N2)	81 82
Feb. 7	Georgia Tech (ot) (H)	77 74
Feb. 11	Florida (H)	77 73
Feb. 13	Georgia (H)	96 80
Feb. 18	LSU (A)	80 71
Feb. 20	Tulane (A)	75 86
Feb. 25	Tennessee (H)	87 91
Feb. 27	Vanderbilt (NR,7) (H)	74 65
Mar. 2	Alabama (NR,3) (N2)	82 93

(N1) Blue-Gray Tournament, Montgomery, Ala.
(N2) Montgomery, Ala.

1956-57 Won 13, Lost 8 (8-6 SEC)

COACH: Joel Eaves
CAPTAIN: Henry Sturkie

	AU	Opp.
Dec. 4	Jacksonville State (H)	72 65
Dec. 8	Rice (N1)	88 68
Dec. 17	Clemson (N2)	89 64
Dec. 18	St. Joseph's (N2)	66 64
Dec. 19	Wake Forest (N2)	48 58
Jan. 2	Howard (H)	101 70
Jan. 5	Mississippi State (H)	86 66
Jan. 7	Ole Miss (H)	88 66
Jan. 12	Georgia (A)	72 75
Jan. 19	Alabama (ot) (N3)	92 88
Jan. 22	Georgia Tech (H)	74 81
Jan. 26	Georgia (H)	73 66
Jan. 28	Florida (H)	76 61
Feb. 2	Vanderbilt (A)	78 83
Feb. 4	Georgia Tech (ot) (A)	67 76
Feb. 9	Florida (A)	73 70
Feb. 16	LSU (H)	99 62
Feb. 18	Tulane (H)	78 54
Feb. 23	Tennessee (A)	75 85
Feb. 25	Kentucky (NR,3) (A)	85 103
Mar. 1	Alabama (2ot) (N3)	79 81

(N1) Birmingham, Ala.
(N2) Carousel Tournament, Charlotte, N.C.
(N3) Montgomery, Ala.

1957-58 Won 16, Lost 6 (11-3 SEC)

COACH: Joel Eaves
CAPTAIN: Rex Frederick

	AU	Opp.
Dec. 3	Jacksonville State (H)	89 50
Dec. 7	Wake Forest (N1)	78 66
Dec. 13	TCU (N2)	75 63
Dec. 14	Mississippi State (N2)	37 52
Dec. 19	Southern Methodist (A)	65 75
Dec. 20	Baylor (A)	53 62
Dec. 30	Howard (H)	106 47
Jan. 4	Mississippi State (NR,9) (A)	42 70
Jan. 6	Ole Miss (A)	71 51
Jan. 11	Florida (A)	66 90
Jan. 18	Alabama (N3)	65 83
Jan. 22	Georgia Tech (A)	80 72
Jan. 25	Georgia (N1)	90 62
Feb. 1	Vanderbilt (H)	77 69
Feb. 3	Georgia Tech (H)	99 78
Feb. 8	Georgia (H)	75 73
Feb. 10	Florida (H)	76 69
Feb. 15	LSU (A)	76 58
Feb. 17	Tulane (A)	63 49
Feb. 22	Tennessee (NR,20) (H)	72 66
Feb. 24	Kentucky (NR,13) (N2)	64 63
Mar. 1	Alabama (16,NR) (N3)	67 65

(N1) Columbus, Ga.
(N2) Birmingham Classic, Birmingham, Ala.
(N3) Montgomery, Ala.

1958 Final Wire Service Poll Associated Press

- | | |
|------------------|-------------------|
| 1. West Virginia | 7. Kansas |
| 2. Cincinnati | 8. Notre Dame |
| 3. Kansas State | 9. Kentucky |
| 4. San Francisco | 10. Duke |
| 5. Temple | 16. Auburn |
| 6. Maryland | |

1958-59 Won 20, Lost 2 (12-2 SEC)

COACH: Joel Eaves
CAPTAINS: Rex Frederick, Jimmy Lee

	AU	Opp.
Dec. 2	Jacksonville State (H)	111 54
Dec. 6	Baylor (H)	71 60
Dec. 17	Florida State (13,NR) (H)	95 74
Dec. 19	Wyoming (13,NR) (N1)	70 47
Dec. 20	Alabama (13,NR) (N1)	79 60
Dec. 27	Florence State (8,NR) (H)	104 78
Dec. 29	Florida State (8,NR) (A)	69 62
Jan. 3	Mississippi State (9,8) (H)	97 66
Jan. 5	Ole Miss (9,NR) (H)	60 47
Jan. 10	Florida (6,NR) (A)	63 54
Jan. 17	Alabama (5,NR) (N2)	57 55
Jan. 21	Georgia Tech (5,NR) (H)	66 55
Jan. 24	Georgia (5,NR) (A)	81 61
Jan. 31	Vanderbilt (4,NR) (A)	64 61
Feb. 3	Georgia Tech (4,NR) (A)	51 40
Feb. 7	Georgia (4,NR) (H)	95 69
Feb. 9	Florida (4,NR) (H)	93 71
Feb. 14	LSU (4,NR) (H)	115 67
Feb. 16	Tulane (4,NR) (H)	79 56
Feb. 21	Kentucky (2,3) (A)	56 75
Feb. 23	Tennessee (2,NR) (A)	55 56
Feb. 28	Alabama (6,NR) (N2)	69 50

(N1) Birmingham Classic, Birmingham, Ala.
(N2) Montgomery, Ala.

1959-60 Won 19, Lost 3 (12-2 SEC)

COACH: Joel Eaves
CAPTAIN: Henry Hart
SEC CHAMPIONS

	AU	Opp.
Dec. 1	Florence State (H)	95 69
Dec. 5	Troy State (H)	72 46
Dec. 7	Howard (H)	104 57
Dec. 12	Florida State (H)	62 58
Dec. 18	Navy (N1)	61 68
Dec. 19	Alabama (N1)	59 52
Dec. 28	Florida State (A)	76 63
Jan. 2	Mississippi State (A)	64 48
Jan. 4	Ole Miss (A)	56 64
Jan. 9	Florida (A)	73 69
Jan. 16	Alabama (N2)	69 66
Jan. 19	Georgia Tech (NR,6) (A)	66 59

Jan. 23	Georgia (A)	59 68
Jan. 30	Vanderbilt (H)	55 54
Feb. 2	Georgia Tech (NR,6) (H)	48 45
Feb. 6	Georgia (H)	72 45
Feb. 8	Florida (H)	89 51
Feb. 13	LSU (17,NR) (A)	63 61
Feb. 15	Tulane (ot) (17,NR) (A)	53 51
Feb. 20	Kentucky (17,NR) (H)	61 60
Feb. 22	Tennessee (17,NR) (H)	72 63
Feb. 27	Alabama (ot) (13,NR) (N2)	63 61

(N1) Birmingham Classic, Birmingham, Ala.

(N2) Montgomery, Ala.

1959 Final Wire Service Polls

Associated Press United Press International

- | | |
|-------------------|-------------------|
| 1. Kansas State | 1. Kansas State |
| 2. Kentucky | 2. Kentucky |
| 3. Miss. State | 3. Michigan State |
| 4. Bradley | 4. Cincinnati |
| 5. Cincinnati | 5. N.C. State |
| 6. N.C. State | 6. North Carolina |
| 7. Michigan State | 7. Miss. State |
| 8. Auburn | 8. Bradley |
| 9. North Carolina | 9. California |
| 10. West Virginia | 10. Auburn |

1960-61 Won 15, Lost 7 (8-6 SEC)

COACH: Joel Eaves
CAPTAINS: Porter Gilbert, Jimmy Fibbe

	AU	Opp.
Dec. 1	Livingston (H)	90 50
Dec. 3	Huntingdon (H)	66 44
Dec. 10	Florida State (H)	74 57
Dec. 16	Virginia Tech (11,NR) (N1)	76 73
Dec. 17	Alabama (11,NR) (N1)	74 62
Jan. 2	Florence State (9,NR) (H)	76 50
Jan. 7	Mississippi State (10,NR) (H)	48 56
Jan. 9	Ole Miss (H)	51 40
Jan. 13	Florida (A)	53 58
Jan. 17	Florida State (N2)	74 67
Jan. 21	Georgia (N2)	78 68
Jan. 24	Georgia Tech (ot) (H)	43 48
Jan. 28	Alabama (ot) (N3)	66 71
Feb. 4	Vanderbilt (A)	53 58
Feb. 7	Georgia Tech (A)	38 36
Feb. 11	Georgia (H)	73 69
Feb. 13	Florida (H)	60 78
Feb. 18	LSU (H)	69 65
Feb. 20	Tulane (H)	63 44
Feb. 25	Tennessee (A)	41 38
Feb. 27	Kentucky (A)	51 77
Mar. 4	Alabama (N3)	80 69

(N1) Birmingham Classic, Birmingham, Ala.
(N2) Columbus, Ga.

(N3) Montgomery, Ala.

1960 Final Wire Service Polls

Associated Press United Press International

- | | |
|--------------------|-------------------|
| 1. Cincinnati | 1. California |
| 2. California | 2. Cincinnati |
| 3. Ohio State | 3. Ohio State |
| 4. Bradley | 4. Bradley |
| 5. West Virginia | 5. Utah |
| 6. Utah | 6. West Virginia |
| 7. Indiana | 7. Utah State |
| 8. Utah State | 8. Georgia Tech |
| 9. St. Bonaventure | 9. Villanova |
| 10. Miami (Fla.) | 10. Indiana |
| 11. Auburn | 17. Auburn |

1961-62 Won 18, Lost 6 (11-3 SEC)

COACH: Joel Eaves
CAPTAIN: Bill Ross

	AU	Opp.
Dec. 4	Jacksonville State (H)	73 37
Dec. 6	Southwestern Louisiana (H)	62 46
Dec. 9	Florida State (H)	52 56
Dec. 15	LSU (N1)	67 50
Dec. 16	Virginia Tech (N1)	77 63
Dec. 22	Texas A&M (N2)	50 62
Dec. 23	Houston (N2)	49 54
Dec. 30	Florida State (A)	62 57
Jan. 2	Chattanooga (H)	67 47
Jan. 6	Mississippi State (NR,9) (A)	48 51
Jan. 8	Ole Miss (A)	64 58



Year-by-Year Scores

Jan. 13	Florida	(A)	40	43
Jan. 20	Alabama	(N3)	60	50
Jan. 23	Georgia Tech	(A)	52	40
Jan. 27	Georgia	(N4)	83	47
Feb. 3	Vanderbilt	(H)	89	68
Feb. 5	Georgia Tech	(H)	48	39
Feb. 10	Georgia	(H)	74	49
Feb. 12	Florida	(H)	64	60
Feb. 17	LSU	(A)	55	50
Feb. 19	Tulane	(A)	81	64
Feb. 24	Tennessee	(H)	60	51
Feb. 26	Kentucky (NR,3)	(H)	60	63
Mar. 4	Alabama	(N3)	62	49

(N1) Birmingham Classic, Birmingham, Ala.
 (N2) Houston Classic, Houston, Texas
 (N3) Montgomery, Ala.
 (N4) Columbus, Ga.

1962-63 Won 18, Lost 4 (10-4 SEC)

COACH: Joel Eaves
 CAPTAIN: Layton Johns

			AU	Opp.
Dec. 4	Howard	(H)	69	50
Dec. 8	Florida State	(H)	65	47
Dec. 14	Texas Tech	(H)	86	57
Dec. 17	Chattanooga	(H)	79	37
Dec. 19	Spring Hill	(H)	71	51
Dec. 21	Florida State (2ot)	(A)	77	70
Dec. 28	Xavier	(N1)	64	57
Dec. 29	Houston (ot)	(N1)	71	69
Jan. 5	Mississippi State	(H)	53	62
Jan. 7	Ole Miss	(H)	79	44
Jan. 12	Florida	(A)	81	56
Jan. 19	Alabama (ot)	(N2)	81	78
Jan. 22	Georgia Tech (NR,9)	(A)	64	69
Jan. 26	Georgia	(A)	78	62
Feb. 2	Vanderbilt	(A)	62	59
Feb. 9	Georgia (ot)	(H)	70	67
Feb. 11	Florida	(H)	88	59
Feb. 16	LSU	(H)	82	57
Feb. 18	Tulane	(H)	63	61
Feb. 23	Kentucky (9,NR)	(A)	59	78
Feb. 25	Tennessee	(A)	47	55
Mar. 2	Alabama (ot)	(N2)	74	67

(N1) Sugar Bowl Tournament, New Orleans, La.
 (N2) Montgomery, Ala.

1963-64 Won 11, Lost 12 (6-8 SEC)

COACH: Billy Lynn
 CAPTAINS: Larry Chapman, John Blackwell

			AU	Opp.
Dec. 3	Howard	(H)	102	44
Dec. 7	Florida State	(A)	67	69
Dec. 14	Southern Mississippi	(H)	80	74
Dec. 19	Texas Tech	(A)	71	83
Dec. 20	SMU	(A)	70	84
Dec. 27	Athens College	(H)	83	51
Dec. 30	Duke	(N1)	67	84
Dec. 31	Loyola (New Orleans)	(N1)	62	52
Jan. 4	Mississippi State (ot)	(A)	64	63
Jan. 6	Ole Miss (ot)	(A)	58	59
Jan. 11	Florida	(A)	46	63
Jan. 18	Alabama	(N2)	72	86
Jan. 25	Georgia	(A)	85	77
Jan. 28	Florida State	(H)	63	59
Feb. 1	Vanderbilt (NR,5)	(H)	81	63
Feb. 3	Georgia Tech	(H)	57	62
Feb. 8	Georgia	(H)	67	71
Feb. 10	Florida	(H)	79	58
Feb. 15	LSU	(A)	66	86
Feb. 17	Tulane	(A)	78	72
Feb. 22	Kentucky (NR,3)	(N2)	79	99
Feb. 24	Tennessee	(H)	62	68
Feb. 29	Alabama	(N2)	83	76

(N1) Sugar Bowl Tournament, New Orleans, La.
 (N2) Montgomery, Ala.

1964-65 Won 16, Lost 9 (11-5 SEC)

COACH: Bill Lynn
 CAPTAIN: Freddie Guy

			AU	Opp.
Dec. 1	Georgia Tech	(A)	60	52
Dec. 5	Florida State	(H)	92	68
Dec. 15	Houston	(N1)	48	50

Dec. 17	Rice	(N1)	94	71
Dec. 21	Georgia Southern	(H)	80	64
Dec. 27	Clemson	(N2)	65	77
Dec. 29	Furman	(N2)	107	86
Jan. 2	Mississippi State	(A)	71	70
Jan. 4	Ole Miss	(A)	77	53
Jan. 9	Florida	(H)	74	63
Jan. 11	Ole Miss	(H)	67	52
Jan. 16	Alabama	(N3)	93	68
Jan. 18	Kentucky	(A)	67	73
Jan. 23	Georgia	(H)	95	65
Jan. 25	Florida State	(A)	55	58
Jan. 30	Vanderbilt	(A)	77	105
Feb. 6	Georgia	(A)	60	62
Feb. 7	Florida	(A)	83	79
Feb. 13	LSU	(H)	101	60
Feb. 15	Tulane	(H)	87	73
Feb. 20	Kentucky	(H)	88	69
Feb. 22	Tennessee (NR,8)	(A)	38	69
Feb. 26	Georgia Tech	(H)	54	59
Mar. 1	Vanderbilt (NR,9)	(H)	64	79
Mar. 6	Alabama	(N3)	80	60

(N1) Bluebonnet Bowl Tournament, Houston, Texas
 (N2) Poinsettia Classic, Greenville, S.C.
 (N3) Montgomery, Ala.

1965-66 Won 16, Lost 10 (8-8 SEC)

COACH: Bill Lynn
 CAPTAIN: Lee DeFore

			AU	Opp.
Dec. 2	Rice	(H)	91	74
Dec. 7	Jacksonville State	(H)	78	50
Dec. 11	Jacksonville Univ.	(H)	77	69
Dec. 18	Georgia Tech	(A)	79	74
Dec. 20	Columbia (ot)	(N1)	76	75
Dec. 21	Florida State	(N1)	59	58
Dec. 27	Florida State	(N2)	80	64
Dec. 29	Dayton	(N3)	71	85
Dec. 30	Houston	(N3)	76	89
Jan. 3	Mississippi State	(H)	72	83
Jan. 8	LSU	(A)	74	66
Jan. 11	Tulane	(A)	92	58
Jan. 17	Tennessee	(H)	51	47
Jan. 22	Alabama	(N4)	90	71
Jan. 24	Florida	(H)	64	68
Jan. 29	Kentucky (NR,2)	(A)	78	115
Jan. 31	Vanderbilt (NR,4)	(A)	63	68
Feb. 5	Ole Miss	(A)	70	55
Feb. 9	Florida	(A)	86	66
Feb. 12	Kentucky (NR,1)	(H)	64	77
Feb. 14	Vanderbilt (NR,5)	(H)	76	91
Feb. 16	Georgia	(A)	74	83
Feb. 19	Georgia Tech	(H)	90	73
Feb. 23	Georgia	(H)	74	63
Feb. 26	Ole Miss	(H)	86	74
Mar. 5	Alabama	(N4)	83	88

(N1) Tampa Invitational, Tampa, Fla.
 (N2) Pensacola, Fla.
 (N3) Sugar Bowl Tournament, New Orleans, La.
 (N4) Montgomery, Ala.

1966-67 Won 17, Lost 8 (12-6 SEC)

COACH: Bill Lynn
 CAPTAIN: Bobby Buisson

			AU	Opp.
Dec. 1	Citadel	(A)	105	83
Dec. 6	Louisiana Tech	(H)	88	77
Dec. 10	Southwestern Louisiana	(H)	78	68
Dec. 16	Tennessee	(A1)	49	73
Dec. 17	Miami (Fla.)	(N1)	73	87
Dec. 21	Georgia Tech (ot)	(A)	76	78
Dec. 27	Florida State	(N2)	67	59
Dec. 28	TCU	(N2)	80	79
Dec. 31	Vanderbilt (NR,9)	(H)	64	51
Jan. 3	LSU	(H)	70	59
Jan. 7	Ole Miss	(A)	67	56
Jan. 9	Miss. State (ot) (NR,10)	(A)	54	59
Jan. 16	Vanderbilt	(A)	65	71
Jan. 21	Kentucky	(A)	58	60
Jan. 28	Georgia	(H)	73	64
Jan. 30	Florida	(H)	87	61
Feb. 1	Georgia	(A)	62	49

Feb. 8	LSU	(A)	80	63
Feb. 11	Alabama	(N3)	66	63
Feb. 13	Mississippi State	(H)	68	57
Feb. 18	Florida	(A)	59	79
Feb. 20	Ole Miss	(H)	86	67
Feb. 25	Tennessee (NR,9)	(H)	45	54
Feb. 27	Kentucky	(H)	60	49
Mar. 3	Alabama (ot)	(N3)	99	96

(A1,N1) Volunteer Invitational, Knoxville, Tenn.
 (N2) Mobile Invitational, Mobile, Ala.
 (N3) Montgomery, Ala.

1967-68 Won 13, Lost 13 (8-10 SEC)

COACH: Bill Lynn
 CAPTAIN: Alex Howell

			AU	Opp.
Dec. 1	Citadel	(H)	70	73
Dec. 4	Vanderbilt (NR,9)	(A)	65	78
Dec. 9	Wake Forest	(A)	66	63
Dec. 16	Georgia Tech	(A)	63	52
Dec. 18	St. Bonaventure	(N1)	73	77
Dec. 19	Rutgers	(N1)	70	62
Dec. 27	Arkansas	(N2)	65	58
Dec. 28	Oklahoma City	(A2)	68	78
Dec. 29	Virginia Tech	(N2)	76	61
Jan. 3	LSU	(A)	72	76
Jan. 6	Ole Miss	(H)	90	71
Jan. 8	Mississippi State	(H)	62	66
Jan. 15	Vanderbilt (NR,8)	(H)	65	74
Jan. 20	Kentucky (NR,9)	(H)	74	73
Jan. 27	Georgia	(A)	74	76
Jan. 29	Florida	(A)	60	65
Jan. 31	Georgia	(H)	62	56
Feb. 7	LSU	(H)	74	69
Feb. 10	Alabama	(A)	63	64
Feb. 12	Mississippi State	(A)	74	72
Feb. 17	Florida	(H)	73	65
Feb. 19	Ole Miss	(A)	56	57
Feb. 24	Tennessee	(A)	53	52
Feb. 26	Kentucky (NR,5)	(A)	57	89
Mar. 2	Alabama	(H)	73	69
Mar. 3	Tennessee (ot)	(H)	54	63

(N1) Tampa Invitational, Tampa, Fla.
 (A2,N2) All-College Tournament, Oklahoma City, Okla.

1968-69 Won 15, Lost 10 (10-8 SEC)

COACH: Bill Lynn
 CAPTAIN: Tom Perry

			AU	Opp.
Nov. 30	South Carolina	(A)	49	51
Dec. 14	Ole Miss	(A)	75	64
Dec. 16	Mississippi State	(A)	59	65
Dec. 18	Southwestern Louisiana	(A)	76	80
Dec. 19	Louisiana Tech	(A)	97	84
Dec. 21	Clemson	(N1)	92	72
Dec. 27	Southern Mississippi	(N2)	73	70
Dec. 28	Xavier	(N2)	75	73
Jan. 4	Florida	(A)	59	68
Jan. 6	Georgia	(A)	69	74
Jan. 11	LSU	(H)	90	71
Jan. 15	Alabama	(H)	78	63
Jan. 20	Georgia	(H)	84	85
Jan. 25	Vanderbilt	(A)	92	79
Feb. 1	Tennessee	(A)	59	64
Feb. 3	Kentucky (NR,5)	(A)	93	105
Feb. 8	Florida (ot)	(H)	81	80
Feb. 12	Mississippi State	(H)	87	68
Feb. 15	LSU	(A)	81	93
Feb. 17	Alabama	(A)	60	53
Feb. 22	Vanderbilt	(H)	85	75
Feb. 24	Georgia Tech	(H)	87	85
Mar. 1	Tennessee	(H)	71	60
Mar. 3	Kentucky (NR,17)	(H)	86	90
Mar. 8	Ole Miss	(H)	80	70

(N1) Birmingham, Ala.; (N2) Mobile Classic, Mobile, Ala.

1969-70 Won 15, Lost 11 (11-7 SEC)

COACH: Bill Lynn
 CAPTAINS: Carl Shetler, Bill Alexander

			AU	Opp.
Dec. 1	South Carolina (NR,1)	(H)	64	86
Dec. 4	Clemson	(A)	61	60



Year-by-Year Scores

Dec. 6	Wake Forest	(H)	81	95
Dec. 13	Ole Miss	(H)	91	77
Dec. 15	Mississippi State	(H)	94	66
Dec. 17	North Carolina State	(A)	69	76
Dec. 19	St. Louis	(N1)	70	66
Dec. 20	Dartmouth	(N1)	85	76
Dec. 27	Buffalo	(N2)	84	61
Jan. 3	Florida	(H)	91	75
Jan. 5	Georgia	(H)	64	68
Jan. 10	LSU	(A)	79	70
Jan. 12	Alabama	(A)	86	77
Jan. 17	Georgia Tech	(A)	74	86
Jan. 19	Georgia	(A)	67	71
Jan. 24	Vanderbilt	(A)	84	75
Jan. 31	Tennessee	(H)	61	55
Feb. 2	Kentucky (NR,2)	(H)	83	84
Feb. 7	Florida	(A)	68	70
Feb. 11	Miss. State (ot)	(A)	71	69
Feb. 14	Alabama	(H)	121	78
Feb. 16	LSU	(H)	64	70
Feb. 21	Vanderbilt	(H)	74	92
Feb. 28	Tennessee	(A)	77	64
Mar. 2	Kentucky (NR,1)	(A)	81	102
Mar. 7	Ole Miss	(A)	67	66

(N1) Vanderbilt Classic, Nashville, Tenn.
(N2) Birmingham, Ala.

1970-71 Won 11, Lost 15 (8-10 SEC)

COACH: Bill Lynn

CAPTAIN: Jimmy Walker

			AU	Opp.
Dec. 1	Louisiana Tech	(H)	93	87
Dec. 3	South Carolina (NR,2)	(A)	69	86
Dec. 5	No. Carolina St. (NR,19)	(H)	91	85
Dec. 12	Ole Miss	(A)	96	108
Dec. 14	Mississippi State	(A)	73	70
Dec. 19	Georgia Tech	(N1)	76	87
Dec. 21	Houston	(A)	76	79
Dec. 29	Xavier	(N2)	86	73
Dec. 30	Old Dominion	(A2)	76	89
Jan. 2	Florida	(A)	60	66
Jan. 4	Georgia	(A)	79	58
Jan. 9	LSU	(H)	92	106
Jan. 11	Alabama	(H)	83	72
Jan. 14	Georgia Tech	(A)	81	90
Jan. 18	Georgia	(H)	76	77
Jan. 23	Vanderbilt	(A)	86	107
Jan. 30	Tennessee (NR,8)	(A)	68	90
Feb. 1	Kentucky (NR,11)	(A)	76	114
Feb. 6	Florida	(H)	85	70
Feb. 10	Mississippi State	(H)	92	68
Feb. 13	Alabama	(A)	92	76
Feb. 15	LSU	(A)	94	114
Feb. 20	Vanderbilt	(H)	96	94
Feb. 27	Tennessee (NR,17)	(H)	71	76
Mar. 1	Kentucky (NR,10)	(H)	83	102
Mar. 6	Ole Miss	(H)	86	85

(N1) Birmingham, AL; (A2,N2) Old Dominion Tour., Norfolk, VA

1971-72 Won 10, Lost 16 (6-12 SEC)

COACH: Bill Lynn

CAPTAIN: Henry Harris

			AU	Opp.
Dec. 1	South Carolina (NR,12)	(H)	63	84
Dec. 4	Athens College	(H)	95	71
Dec. 11	Georgia Tech	(A)	76	62
Dec. 13	Mississippi State	(H)	85	75
Dec. 16	Louisiana Tech	(A)	82	107
Dec. 18	Xavier	(N1)	60	71
Dec. 29	Furman	(A2)	103	78
Dec. 30	Clemson	(N2)	67	77
Jan. 3	Ole Miss	(H)	65	69
Jan. 8	Florida	(H)	79	74
Jan. 10	Georgia	(H)	99	93
Jan. 15	LSU	(A)	77	73
Jan. 22	Alabama	(A)	66	89
Jan. 24	Georgia	(A)	72	79
Jan. 29	Vanderbilt	(A)	77	85
Feb. 5	Tennessee	(H)	67	76
Feb. 7	Kentucky	(H)	72	78
Feb. 12	Florida	(A)	103	100
Feb. 14	LSU	(H)	85	77

Feb. 15	Georgia Tech	(H)	91	77
Feb. 19	Alabama	(H)	78	79
Feb. 21	Mississippi State	(A)	60	62
Feb. 26	Vanderbilt	(H)	87	93
Mar. 4	Tennessee	(A)	70	80
Mar. 6	Kentucky	(A)	67	102
Mar. 9	Ole Miss	(A)	83	89

(N1) Birmingham, Ala.
(N2) Poinsettia Tournament, Greenville, S.C.

1972-73 Won 6, Lost 20 (4-14 SEC)

COACH: Bill Lynn

CAPTAIN: Gary England

			AU	Opp.
Nov. 25	Georgia Tech	(A)	83	90
Dec. 1	South Alabama	(H)	64	68
Dec. 7	Eastern Illinois	(H)	82	75
Dec. 15	Southern Cal	(A1)	66	73
Dec. 16	Western Kentucky	(N1)	72	87
Dec. 18	Dayton	(A)	63	106
Dec. 19	Xavier	(A)	60	67
Jan. 2	Ole Miss	(A)	66	58
Jan. 6	Florida	(A)	55	65
Jan. 8	Georgia (ot)	(A)	72	84
Jan. 13	LSU	(H)	60	79
Jan. 15	Mississippi State	(H)	82	77
Jan. 20	Alabama (NR,11)	(H)	64	76
Jan. 22	Georgia	(H)	64	68
Jan. 27	Vanderbilt	(H)	81	77
Feb. 3	Tennessee	(A)	74	82
Feb. 5	Kentucky	(A)	57	88
Feb. 10	Florida (ot)	(H)	74	76
Feb. 12	LSU	(A)	74	76
Feb. 17	Alabama (NR,17)	(A)	75	87
Feb. 19	Mississippi State	(A)	87	94
Feb. 24	Vanderbilt	(A)	70	98
Feb. 26	Georgia Tech	(H)	79	69
Mar. 3	Kentucky	(H)	79	91
Mar. 5	Tennessee	(H)	72	80
Mar. 8	Ole Miss	(H)	77	73

(A1,N1) Trojan Classic, Los Angeles, Calif.

1973-74 Won 10, Lost 16 (5-13 SEC)

COACH: Bob Davis

CAPTAIN: Mike Christian

			AU	Opp.
Nov. 30	Clemson	(A1)	72	87
Dec. 1	Jacksonville (NR,17)	(N1)	78	90
Dec. 4	Western Carolina	(H)	95	85
Dec. 8	Virginia Tech	(H)	76	74
Dec. 13	Georgia Tech	(A)	88	86
Dec. 21	UTEP	(A2)	56	68
Dec. 22	Lamar	(N2)	88	78
Jan. 5	Tennessee	(H)	77	89
Jan. 7	Ole Miss	(A)	65	93
Jan. 12	Kentucky	(A)	58	79
Jan. 14	Florida	(H)	81	92
Jan. 19	Vanderbilt (NR,8)	(A)	51	96
Jan. 21	Mississippi State	(A)	87	81
Jan. 26	LSU	(H)	76	87
Jan. 28	Georgia	(A)	82	85
Feb. 2	Alabama (NR,8)	(H)	64	73
Feb. 4	Tennessee	(A)	80	88
Feb. 9	Ole Miss	(H)	85	75
Feb. 11	Kentucky (ot)	(H)	99	97
Feb. 16	Florida	(A)	77	85
Feb. 18	Vanderbilt (NR,5)	(H)	79	89
Feb. 23	Mississippi State	(H)	60	67
Feb. 25	LSU	(A)	96	89
Feb. 27	Georgia Tech	(H)	92	70
Mar. 2	Georgia	(H)	97	84
Mar. 4	Alabama (NR,7)	(A)	84	97

(A1,N1) IPTAY Tournament, Clemson, S.C.
(A2,N2) Sun Bowl Tournament, El Paso, Texas

1974-75 Won 18, Lost 8 (12-6 SEC)

COACH: Bob Davis

CAPTAINS: Eddie Johnson, Gary Redding

			AU	Opp.
Dec. 2	South Florida	(H)	77	52
Dec. 7	Butler	(A)	74	71
Dec. 9	Western Carolina	(H)	85	77
Dec. 14	Virginia Tech	(A)	82	87

Dec. 27	Clemson	(N1)	59	63
Dec. 28	Navy	(N1)	73	69
Jan. 4	Tennessee	(A)	81	96
Jan. 6	Ole Miss	(H)	104	86
Jan. 11	Kentucky (NR,7)	(H)	90	85
Jan. 13	Florida	(A)	84	68
Jan. 15	Georgia Tech	(A)	87	75
Jan. 18	Vanderbilt	(H)	93	89
Jan. 20	Mississippi State	(H)	98	89
Jan. 25	LSU (20,NR)	(A)	87	78
Jan. 27	Georgia (14,NR)	(H)	65	64
Feb. 1	Alabama (14,9)	(A)	53	77
Feb. 3	Tennessee (NR,18)	(H)	62	59
Feb. 8	Ole Miss	(A)	70	72
Feb. 10	Kentucky (NR,5)	(A)	76	119
Feb. 15	Florida	(H)	76	75
Feb. 17	Vanderbilt	(A)	78	85
Feb. 22	Mississippi State	(A)	78	74
Feb. 24	LSU	(H)	110	94
Mar. 1	Georgia (ot)	(A)	90	93
Mar. 3	VCU	(H)	117	72
Mar. 8	Alabama (NR,7)	(H)	76	70

(N1) Pillsbury's Best Tournament, Minneapolis, Minn.

1975-76 Won 16, Lost 10 (11-7 SEC)

COACH: Bob Davis

CAPTAINS: Eddie Johnson, Gary Redding

			AU	Opp.
Dec. 1	Butler	(H)	80	69
Dec. 3	Western Carolina (17,NR)	(A)	88	76
Dec. 13	South Florida (17,NR)	(A)	79	78
Dec. 19	SMU (17,NR) (ot)	(N1)	85	87
Dec. 20	Tulsa (17,NR)	(N1)	92	74
Dec. 26	Duke	(A)	74	85
Dec. 27	N.C. State (NR,9)	(A)	74	79
Jan. 3	LSU	(A)	102	86
Jan. 5	Ole Miss	(A)	72	66
Jan. 10	Alabama (NR,10)	(H)	62	63
Jan. 12	Mississippi State	(H)	75	70
Jan. 17	Georgia	(A)	94	70
Jan. 19	Tennessee (NR,9)	(A)	78	83
Jan. 24	Vanderbilt	(H)	59	71
Jan. 26	Kentucky (ot)	(H)	91	84
Jan. 31	Florida	(A)	92	86
Feb. 7	Alabama (NR,17)	(A)	75	86
Feb. 9	Mississippi State	(A)	74	75
Feb. 11	Georgia Tech	(H)	72	51
Feb. 14	Georgia	(H)	88	79
Feb. 16	Tennessee (NR,8) (ot)	(H)	73	72
Feb. 21	Vanderbilt	(A)	72	80
Feb. 23	Kentucky	(A)	82	93
Feb. 28	Florida	(H)	89	80
Mar. 6	LSU	(H)	90	80
Mar. 8	Ole Miss	(H)	103	88

(N1) Sun Carnival Classic, El Paso, Texas

1976-77 Won 13, Lost 13 (6-12 SEC)

COACH: Bob Davis

CAPTAINS: Eddie Johnson, Pepto Bolden

			AU	Opp.
Nov. 26	Jacksonville	(N1)	92	67
Nov. 29	Appalachian State	(H)	84	61
Dec. 1	Richmond	(H)	86	63
Dec. 4	Fairleigh Dickinson	(H)	86	59
Dec. 16	VCU	(A)	109	59
Dec. 28	Creighton (20,NR)	(N2)	76	81
Dec. 29	Rutgers (20,NR)	(N2)	78	75
Jan. 3	Alabama (20,4)	(H)	71	74
Jan. 5	Mississippi State	(H)	79	81
Jan. 8	Tennessee	(A)	79	87
Jan. 10	Georgia	(A)	95	71
Jan. 15	Kentucky (NR,2)	(H)	68	75
Jan. 17	Vanderbilt	(H)	74	69
Jan. 22	Florida	(H)	73	77
Jan. 29	LSU	(A)	73	77
Jan. 31	Ole Miss	(A)	72	65
Feb. 5	Tennessee (NR,11)	(H)	83	93
Feb. 7	Georgia	(H)	83	74
Feb. 12	Kentucky (NR,3)	(A)	82	89
Feb. 14	Vanderbilt (ot)	(A)	76	71
Feb. 19	Florida	(A)	68	79
Feb. 21	Jacksonville	(A)	80	66
Feb. 26	LSU	(H)	76	86



Year-by-Year Scores

Feb. 28	Ole Miss	(H)	97	84
Mar. 5	Alabama (NR,12)	(A)	77	81
Mar. 7	Mississippi State	(A)	75	89

(N1) Birmingham, Ala.
(N2) Louisville Holiday Classic, Louisville, Ky.

1977-78 Won 13, Lost 14 (8-10 SEC)

COACH: Bob Davis
CAPTAINS: Mike Mitchell, Stan Pietkiewicz, Myles Patrick

			AU	Opp.
Dec. 1	Houston	(H)	87	88
Dec. 3	South Florida	(H)	71	54
Dec. 9	Southern Illinois	(N1)	66	65
Dec. 10	Oklahoma State	(N1)	112	94
Dec. 17	Iona College	(A)	82	105
Dec. 29	Southern Cal	(N2)	74	85
Dec. 30	Temple	(N2)	73	74
Jan. 2	Georgia	(A)	76	69
Jan. 4	Tennessee	(A)	76	80
Jan. 7	Vanderbilt	(H)	74	61
Jan. 9	Kentucky (NR,1)	(H)	77	101
Jan. 14	Florida	(A)	81	72
Jan. 21	Ole Miss	(A)	75	84
Jan. 23	LSU	(A)	79	90
Jan. 28	Alabama	(H)	74	81
Jan. 30	Mississippi State	(H)	85	74
Feb. 1	Georgia Tech	(A)	77	72
Feb. 4	Vanderbilt	(A)	78	91
Feb. 6	Kentucky (NR,1)	(A)	81	104
Feb. 11	Florida	(H)	92	84
Feb. 13	Oral Roberts	(H)	82	78
Feb. 18	Ole Miss	(H)	92	67
Feb. 20	LSU (ot)	(H)	95	101
Feb. 25	Alabama	(A)	86	89
Feb. 27	Mississippi State (ot)	(A)	82	83
Mar. 4	Georgia	(H)	81	80
Mar. 6	Tennessee	(H)	107	94

(N1) Marshall Tournament, Huntington, W. Va.
(N2) Sugar Bowl Tournament, New Orleans, La.

1978-79 Won 13, Lost 16 (5-13 SEC)

COACH: Sonny Smith
CAPTAINS: Bubba Price, Rich Valavicius

			AU	Opp.
Dec. 1	Southwestern Louisiana	(N1)	83	82
Dec. 4	Florida State	(H)	70	71
Dec. 9	Iona	(H)	74	66
Dec. 12	Richmond	(A)	84	72
Dec. 15	Oklahoma	(N1)	78	70
Dec. 16	Navy	(N1)	63	57
Dec. 21	Georgia Tech	(N2)	60	57
Jan. 3	Vanderbilt	(H)	55	57
Jan. 6	Florida	(H)	91	86
Jan. 8	Oral Roberts	(A)	62	63
Jan. 11	Georgia	(A)	84	77
Jan. 13	Ole Miss	(A)	62	77
Jan. 15	LSU (NR,13)	(A)	82	94
Jan. 20	Alabama (NR,18)	(H)	76	83
Jan. 22	Mississippi State	(H)	72	74
Jan. 25	Kentucky (ot)	(H)	83	86
Jan. 27	Vanderbilt (NR,19)	(A)	59	66
Jan. 29	Kentucky	(A)	59	66
Feb. 3	Florida (ot)	(A)	93	92
Feb. 7	Tennessee	(A)	62	73
Feb. 10	Ole Miss (2ot)	(H)	56	54
Feb. 12	LSU (NR,8)	(H)	68	78
Feb. 17	Alabama (NR,20)	(A)	73	80
Feb. 19	Mississippi State	(A)	66	73
Feb. 22	Georgia	(H)	73	68
Feb. 24	Tennessee	(H)	55	60
Feb. 28	Vanderbilt	(N3)	59	53
Mar. 1	Georgia (4ot)	(N3)	95	91
Mar. 2	Tennessee (NR,20)	(N3)	64	75

(N1) Big Sun Tournament, St. Petersburg, Fla.
(N2) Birmingham, Ala.
(N3) SEC Tournament, Birmingham, Ala.

1979-80 Won 10, Lost 18 (5-13 SEC)

COACH: Sonny Smith
CAPTAIN: Rich Valavicius

			AU	Opp.
Dec. 3	Texas Wesleyan	(H)	90	51
Dec. 5	Ole Miss	(H)	76	73
Dec. 7	Arkansas State (ot)	(N1)	62	69
Dec. 8	George Washington	(N1)	60	71
Dec. 12	Tennessee	(A)	58	61
Dec. 15	South Florida	(A)	74	56
Dec. 18	Austin Peay	(N2)	65	61
Dec. 21	Long Beach State	(N3)	74	69
Dec. 22	Southwestern Louisiana	(N3)	75	92
Jan. 2	Kentucky (NR,2)	(A)	65	67
Jan. 5	Florida	(H)	82	62
Jan. 9	Vanderbilt	(A)	57	66
Jan. 12	Mississippi State	(H)	77	67
Jan. 16	LSU (NR,14)	(A)	82	93
Jan. 19	Georgia	(H)	58	53
Jan. 23	Alabama (ot)	(H)	46	50
Jan. 26	Ole Miss	(A)	54	71
Jan. 30	Kentucky (NR,3)	(H)	62	64
Feb. 2	Florida	(A)	60	70
Feb. 4	Florida State	(A)	69	73
Feb. 6	Vanderbilt	(H)	73	77
Feb. 9	Mississippi State	(A)	72	76
Feb. 13	LSU (NR,5)	(H)	44	50
Feb. 16	Georgia (ot)	(A)	69	65
Feb. 20	Alabama	(A)	47	59
Feb. 23	Tennessee	(H)	63	72
Feb. 27	Georgia	(N)	79	71
Feb. 28	Kentucky (NR,2)	(N)	61	69

(N1) Show-Me Classic, Columbia, Mo.
(N2) Birmingham, Ala.
(N3) Bayou Classic, Lafayette, La.
(N4) SEC Tournament, Birmingham, Ala.

1980-81 Won 11, Lost 16 (4-14 SEC)

COACH: Sonny Smith
CO-CAPTAINS: Darrell Lockhart, Earl Banks

			AU	Opp.
Dec. 1	Towson State	(H)	87	63
Dec. 3	Tennessee	(H)	75	65
Dec. 6	Armstrong State	(H)	79	70
Dec. 8	Tennessee Tech	(H)	77	62
Dec. 13	Eckerd College	(H)	106	66
Dec. 17	Florida State	(N)	78	74
Dec. 20	Austin Peay	(A)	52	51
Dec. 29	Air Force (ot)	(N1)	46	48
Dec. 30	Columbia	(N1)	63	55
Jan. 3	Ole Miss	(A)	45	46
Jan. 7	Kentucky (NR,4)	(H)	66	79
Jan. 10	Florida	(A)	59	63
Jan. 14	Vanderbilt	(H)	81	97
Jan. 17	Mississippi State	(A)	61	69
Jan. 21	LSU (NR,5)	(H)	64	74
Jan. 24	Georgia	(A)	63	67
Jan. 28	Alabama	(A)	73	83
Jan. 31	Ole Miss	(H)	58	61
Feb. 4	Kentucky (NR,6)	(A)	74	102
Feb. 7	Florida	(H)	50	55
Feb. 11	Vanderbilt	(A)	69	55
Feb. 14	Mississippi State	(H)	66	55
Feb. 18	LSU (NR,4)	(A)	47	58
Feb. 21	Georgia	(H)	65	76
Feb. 25	Alabama	(H)	56	54
Feb. 28	Tennessee (NR,10)	(A)	63	75
Mar. 4	Florida (ot)	(N2)	48	50

(N1) Blade Glass Classic, Toledo, Ohio
(N2) SEC Tournament, Birmingham, Ala.

1981-82 Won 14, Lost 14 (7-11 SEC)

COACH: Sonny Smith
CO-CAPTAINS: Darrell Lockhart, Alvin Mumphord

			AU	Opp.
Nov. 30	Mississippi College	(H)	88	54
Dec. 2	Stetson	(H)	60	59
Dec. 5	Austin Peay	(H)	67	56
Dec. 7	Tennessee Tech	(A)	88	61
Dec. 12	Tennessee	(A)	79	86
Dec. 19	Florida State	(A)	77	76
Dec. 21	Cal State-Chico	(H)	104	61

Dec. 29	William & Mary	(N1)	48	58
Dec. 30	Duke	(N1)	71	72
Jan. 2	Ole Miss	(H)	75	71
Jan. 6	Kentucky (NR,3)	(A)	71	83
Jan. 9	Florida	(H)	80	60
Jan. 13	Vanderbilt	(A)	68	78
Jan. 16	Mississippi State	(H)	62	49
Jan. 20	LSU	(A)	68	69
Jan. 23	Georgia	(H)	82	74
Jan. 27	Alabama (NR,13)	(H)	65	67
Jan. 30	Ole Miss	(A)	57	64
Feb. 3	Kentucky (NR,9) (ot)	(H)	83	81
Feb. 6	Florida	(A)	66	69
Feb. 10	Vanderbilt	(H)	60	71
Feb. 13	Mississippi State	(A)	45	59
Feb. 17	LSU	(H)	82	72
Feb. 20	Georgia	(A)	56	57
Feb. 24	Alabama (NR,17)	(A)	72	74
Feb. 27	Tennessee (NR,19)	(H)	56	54
Mar. 3	Mississippi State OT	(N2)	38	36
Mar. 4	Kentucky (NR,15)	(N2)	66	89

(N1) Iron Duke Classic, Durham, N.C.
(N2) SEC Tournament, Lexington, Ky.

1982-83 Won 15, Lost 13 (8-10 SEC)

COACH: Sonny Smith
CO-CAPTAINS: Darrell Lockhart, Alvin Mumphord

			AU	Opp.
Nov. 26	UAB	(A)	63	61
Nov. 29	Mercer	(H)	85	76
Dec. 1	Florida State	(H)	78	68
Dec. 4	Tennessee Tech	(H)	74	65
Dec. 6	Stetson	(A)	58	59
Dec. 8	Houston (NR,9)	(A)	65	77
Dec. 18	Florida International	(H)	115	77
Dec. 28	Cal State Fullerton	(N1)	69	60
Dec. 29	Utah	(A1)	71	62
Jan. 3	Mississippi State	(H)	77	66
Jan. 5	Alabama (NR,5)	(H)	91	80
Jan. 8	Florida	(A)	75	92
Jan. 15	Kentucky (NR,6)	(A)	75	67
Jan. 17	Vanderbilt	(A)	62	64
Jan. 22	Georgia (20,NR)	(H)	66	64
Jan. 24	Tennessee	(H)	77	80
Jan. 29	LSU	(A)	64	62
Jan. 31	Ole Miss	(A)	48	61
Feb. 5	Florida	(H)	62	54
Feb. 12	Kentucky (NR,13)	(H)	69	71
Feb. 14	Vanderbilt	(H)	72	71
Feb. 19	Georgia	(A)	60	67
Feb. 22	Tennessee	(A)	74	82
Feb. 26	LSU	(H)	61	87
Mar. 1	Ole Miss	(H)	82	59
Mar. 3	Mississippi State	(A)	53	69
Mar. 6	Alabama	(A)	78	86
Mar. 10	Alabama	(N2)	61	62

(A1,N1) Utah Hilton Classic, Salt Lake City, Utah
(N2) SEC Tournament, Birmingham, Ala.

1983-84 Won 20, Lost 11 (12-6 SEC)

COACH: Sonny Smith

			AU	Opp.
Nov. 28	Columbus College	(H)	58	54
Dec. 2	UAB (ot)	(A)	62	69
Dec. 5	Florida State	(A)	76	69
Dec. 8	Youngstown State	(N1)	78	52
Dec. 9	South Alabama	(A1)	73	95
Dec. 14	Mercer	(A)	65	63
Dec. 19	Eastern Kentucky	(H)	100	60
Dec. 22	Mississippi State	(A)	73	55
Dec. 27	Wake Forest (NR,10)	(N2)	67	76
Dec. 28	Villanova	(N2)	95	83
Jan. 5	Alabama	(A)	91	86
Jan. 7	Florida	(H)	82	66
Jan. 13	Kentucky (NR,2)	(H)	82	63
Jan. 17	Vanderbilt	(H)	71	73
Jan. 22	Georgia	(A)	86	90
Jan. 24	Tennessee	(A)	79	72
Jan. 27	LSU (NR,10)	(H)	80	78
Jan. 31	Ole Miss (19,NR)	(H)	60	50
Feb. 5	Florida (19,NR)	(A)	67	65
Feb. 11	Kentucky (16,6)	(A)	64	84
Feb. 13	Vanderbilt	(A)	73	67



Year-by-Year Scores

Feb. 18	Georgia	(H)	81	63
Feb. 20	Tennessee	(H)	54	57
Feb. 25	LSU	(A)	80	81
Feb. 27	Ole Miss	(A)	71	72
Mar. 1	Mississippi State	(H)	68	53
Mar. 3	Alabama	(H)	83	70
Mar. 8	Vanderbilt	(N3)	59	58
Mar. 9	Tennessee	(N3)	60	58
Mar. 10	Kentucky (NR,3)	(N3)	49	51
Mar. 15	Richmond	(N4)	71	72

(A1,N1) Colonial Classic, Mobile, Ala.
 (N2) Gator Bowl Tournament, Jacksonville, Fla.
 (N3) SEC Tournament, Nashville, Tenn.
 (N4) NCAA Tournament First Round, Charlotte, N.C.

1984 Final Wire Service Poll
 United Press International

- | | |
|-------------------|--------------|
| 1. North Carolina | 7. Arkansas |
| 2. Georgetown | 8. Oklahoma |
| 3. Kentucky | 9. UTEP |
| 4. DePaul | 10. Maryland |
| 5. Houston | 19. Auburn |

1984-85 Won 22, Lost 12 (8-10 SEC)
 COACH: Sonny Smith

			AU	Opp.
Nov. 24	Stetson	(H)	92	50
Nov. 26	Columbus College	(H)	91	56
Nov. 30	UAB (NR,13)	(A)	61	59
Dec. 3	Armstrong State	(H)	80	47
Dec. 8	Mercer	(H)	70	69
Dec. 12	Radford	(H)	79	57
Dec. 21	VCU	(N1)	59	78
Dec. 22	Delaware	(N1)	95	63
Dec. 29	West Virginia	(A)	59	58
Jan. 2	Kentucky	(A)	61	68
Jan. 5	Florida	(H)	80	74
Jan. 9	Tennessee	(A)	74	86
Jan. 12	Mississippi State	(H)	62	53
Jan. 16	Alabama	(H)	55	60
Jan. 19	Georgia	(A)	80	97
Jan. 24	Ole Miss	(H)	93	73
Jan. 26	LSU	(A)	62	80
Jan. 30	Vanderbilt	(A)	86	80
Feb. 2	Kentucky (ot)	(H)	47	49
Feb. 6	Florida (ot)	(A)	81	78
Feb. 9	Tennessee	(H)	75	60
Feb. 13	Mississippi State	(A)	65	82
Feb. 16	Alabama (2ot)	(A)	72	74
Feb. 21	Georgia	(H)	84	86
Feb. 23	Ole Miss	(A)	69	57
Feb. 27	LSU	(H)	73	78
Mar. 2	Vanderbilt	(H)	84	58
Mar. 6	Ole Miss	(N2)	68	60
Mar. 7	LSU	(N2)	58	55
Mar. 8	Florida	(N2)	43	42
Mar. 9	Alabama (ot)	(N2)	53	49
Mar. 14	Purdue	(N3)	59	58
Mar. 16	Kansas (NR,13)	(N3)	66	64
Mar. 22	North Carolina (NR,7)	(N4)	56	62

(N1) Krystal Classic, Chattanooga, Tenn.
 (N2) SEC Tournament, Birmingham, Ala.
 (N3) NCAA Tourney 1st/2nd Rounds, South Bend, Ind.
 (N4) NCAA Tournament Sweet 16, Birmingham, Ala.

1985 Final Rankings

- | USA Today | The Sporting News |
|-------------------|-------------------|
| 1. Villanova | 1. North Carolina |
| 2. Georgetown | 2. Georgetown |
| 3. St. John's | 3. Kentucky |
| 4. Georgia Tech | 4. Houston |
| 5. Memphis State | 5. Maryland |
| 6. Oklahoma | 6. DePaul |
| 7. North Carolina | 7. Illinois |
| 8. Louisiana Tech | 8. Fresno State |
| 9. Michigan | 9. UTEP |
| 10. N.C. State | 10. Tulsa |
| 14. Auburn | 16. Auburn |

(Sporting News poll released prior to NCAA Tournament)

1985-86 Won 22, Lost 11 (13-5 SEC)
 COACH: Sonny Smith

			AU	Opp.
Nov. 22	West Virginia (10,NR)	(N1)	58	75
Nov. 26	Birmingham Southern	(H)	61	51
Dec. 3	West Virginia	(H)	84	59
Dec. 6	Kentucky Wesleyan	(N2)	80	71
Dec. 7	Western Kentucky	(A2)	58	71
Dec. 10	UAB (NR,16)	(A)	56	62
Dec. 14	Stetson	(N3)	77	54
Dec. 17	Southwestern Louisiana (ot)	(A)	64	66
Dec. 22	Central Florida	(N4)	78	49
Dec. 23	Boston College	(N4)	89	85
Jan. 4	Florida	(A)	59	62
Jan. 6	Kentucky (NR,12)	(H)	60	56
Jan. 8	Tennessee	(H)	59	45
Jan. 11	Mississippi State	(A)	72	56
Jan. 16	Alabama	(A)	56	60
Jan. 18	Georgia	(H)	84	69
Jan. 22	Ole Miss	(A)	73	61
Jan. 29	Vanderbilt	(H)	97	70
Jan. 31	Kentucky (NR,8)	(A)	71	81
Feb. 4	LSU	(H)	61	63
Feb. 6	Florida	(H)	67	65
Feb. 8	Tennessee	(A)	79	80
Feb. 12	Mississippi State	(H)	69	64
Feb. 15	Alabama (NR,18)	(H)	71	69
Feb. 19	Georgia (ot)	(A)	87	86
Feb. 22	Ole Miss	(H)	75	73
Feb. 26	LSU	(A)	92	86
Mar. 1	Vanderbilt	(A)	79	65
Mar. 6	Mississippi State	(N5)	63	65
Mar. 14	Arizona	(N6)	73	63
Mar. 16	St. John's (NR,4)	(N6)	81	65
Mar. 20	UNLV (NR,11)	(N7)	70	63
Mar. 22	Louisville (NR,7)	(N7)	76	84

(N1) Big Apple NIT, Hartford, Conn.
 (N2,A2) Wendy's Classic, Bowling Green, Ky.
 (N3) Daytona Beach, Fla.
 (N4) Red Lobster Classic, Orlando, Fla.
 (N5) SEC Tournament, Lexington, Ky.
 (N6) NCAA Tourney 1st/2nd Rounds, Long Beach, CA
 (N7) NCAA Tourney Sweet 16/Elite 8, Houston, Texas

1986 Final Rankings

- | Basketball Weekly | USA Today |
|-------------------|-------------------|
| 1. Louisville | 1. Louisville |
| 2. Duke | 2. Duke |
| 3. Kansas | 3. Kansas |
| 4. LSU | 4. Kentucky |
| 5. Kentucky | 5. LSU |
| 6. North Carolina | 6. Georgia Tech |
| 7. Georgia Tech | 7. North Carolina |
| 8. Navy | 8. Navy |
| 9. Auburn | 9. Auburn |
| 10. St. John's | 10. St. John's |

1986-87 Won 18, Lost 13 (9-9 SEC)
 COACH: Sonny Smith

			AU	Opp.
Nov. 28	UAB (12,NR)	(A)	68	58
Dec. 1	Armstrong State (12,NR)	(H)	94	54
Dec. 11	Austin Peay (7,NR)	(H)	115	93
Dec. 13	Southwestern La. (7,NR)	(H)	107	91
Dec. 15	Eastern Kentucky (7,NR)	(A)	97	82
Dec. 18	Augusta College (6,NR)	(H)	89	66
Dec. 28	Iowa State (5,NR)	(N1)	89	87
Dec. 29	UTEP (5,NR)	(N1)	82	87
Jan. 3	Kentucky (5,11)	(H)	60	63
Jan. 7	Georgia (ot) (13,NR)	(H)	62	58
Jan. 10	Mississippi State (13,NR)	(A)	66	52
Jan. 14	Tennessee (10,NR)	(H)	66	56
Jan. 17	Vanderbilt (10,NR)	(A)	75	91
Jan. 22	Alabama (17,13)	(A)	82	88
Jan. 24	Ole Miss (17,NR)	(H)	85	61
Jan. 28	LSU (18,NR)	(A)	73	75
Jan. 31	Florida (18,19)	(H)	81	68
Feb. 1	UNLV (18,3)	(H)	85	104
Feb. 4	Kentucky (20,NR)	(A)	71	75
Feb. 7	Georgia (20,NR)	(A)	71	75
Feb. 9	Florida	(A)	84	70
Feb. 12	Mississippi State	(H)	59	45
Feb. 14	Tennessee	(A)	84	103

Feb. 21	Alabama (NR,12)	(H)	75	77
Feb. 23	Vanderbilt	(H)	91	83
Feb. 25	Ole Miss	(A)	67	73
Mar. 1	LSU	(H)	100	62
Mar. 6	Kentucky	(N2)	79	72
Mar. 7	Alabama (NR,9)	(N2)	68	87
Mar. 12	San Diego	(N3)	62	61
Mar. 14	Indiana (NR,3)	(N3)	90	107

(N1) Sun Bowl Classic, El Paso, Texas

(N2) SEC Tournament, Atlanta, Ga.

(N3) NCAA Tournament, Indianapolis, Ind.

1987-88 Won 19, Lost 11 (11-7 SEC)
 COACH: Sonny Smith

			AU	Opp.
Nov. 27	South Alabama	(N1)	120	67
Dec. 5	VCU	(H)	93	80
Dec. 7	UT-Martin	(H)	99	77
Dec. 11	San Jose State	(N2)	70	65
Dec. 12	Illinois (ot)	(N2)	103	107
Dec. 14	Grambling	(H)	98	59
Dec. 16	Mercer	(H)	80	48
Dec. 29	Villanova	(N3)	65	64
Dec. 30	Georgia Tech	(N3)	72	83
Jan. 6	Florida	(H)	72	67
Jan. 9	Kentucky (NR,1)	(A)	53	52
Jan. 13	Georgia (19,NR)	(A)	68	87
Jan. 16	Mississippi State (19,NR)	(H)	65	57
Jan. 20	Tennessee	(A)	64	75
Jan. 23	Vanderbilt	(H)	71	75
Jan. 27	Alabama	(H)	84	74
Jan. 30	Ole Miss	(A)	66	69
Feb. 3	LSU	(H)	69	78
Feb. 6	Florida (NR,10)	(A)	58	57
Feb. 10	Kentucky	(H)	62	69
Feb. 13	Georgia	(H)	64	57
Feb. 17	Mississippi State	(A)	77	61
Feb. 20	Tennessee	(H)	73	68
Feb. 24	Vanderbilt (NR,17)	(A)	81	68
Feb. 27	Alabama	(A)	77	82
Mar. 2	Ole Miss	(H)	92	76
Mar. 5	LSU	(A)	89	80
Mar. 11	Georgia	(N4)	60	65
Mar. 17	Bradley (NR,11)	(N5)	90	86
Mar. 19	Oklahoma (NR,8)	(N5)	87	107

(N1) Birmingham, Ala.
 (N2) Illini Classic, Champaign, Ill.
 (N3) Cotton States Classic, Atlanta, Ga.
 (N4) SEC Tournament, Baton Rouge, La.
 (N5) NCAA Tournament, Atlanta, Ga.

1988-89 Won 9, Lost 19 (2-16 SEC)
 COACH: Sonny Smith

			AU	Opp.
Nov. 26	Mount St. Mary's	(H)	89	83
Nov. 29	Georgia State	(H)	74	70
Dec. 3	Mercer	(H)	87	66
Dec. 10	Texas Southern	(H)	109	81
Dec. 14	Vanderbilt	(A)	77	93
Dec. 17	Jackson State	(H)	74	51
Dec. 20	VCU	(A)	85	79
Dec. 28	Villanova	(N1)	83	84
Dec. 29	Central Florida	(N1)	95	68
Jan. 4	Tennessee (NR,19)	(H)	73	84
Jan. 7	LSU	(A)	77	104
Jan. 11	Mississippi State	(A)	56	69
Jan. 14	Florida	(H)	75	79
Jan. 18	Ole Miss	(H)	64	65
Jan. 25	Kentucky	(A)	76	86
Jan. 28	Alabama	(H)	64	67
Feb. 2	Georgia	(H)	62	75
Feb. 4	Tennessee	(A)	72	89
Feb. 8	LSU (NR,19)	(H)	91	104
Feb. 11	Mississippi State	(H)	70	68
Feb. 15	Florida	(A)	79	90
Feb. 18	Ole Miss	(A)	77	80
Feb. 20	Kentucky	(H)	77	75
Feb. 22	Vanderbilt	(H)	62	77
Feb. 25	UAB	(A)	76	105
Mar. 2	Alabama	(A)	58	74
Mar. 4	Georgia	(A)	76	80
Mar. 9	Ole Miss	(N2)	68	80

(N1) Red Lobster Classic, Orlando, Fla.
 (N2) SEC Tournament, Knoxville, Tenn.



Year-by-Year Scores

1989-90 Won 13, Lost 18 (8-10 SEC)

COACH: Tommy Joe Eagles

CAPTAINS: Derrick Dennison, Zane Arnold

	AU	Opp.
Nov. 24 Michigan State (N1)	79	92
Nov. 25 Connecticut (N1)	81	95
Nov. 26 Alaska-Anchorage (A1)	94	109
Dec. 1 UAB (H)	65	75
Dec. 3 Florida State (A)	78	82
Dec. 9 Duquesne (N2)	79	74
Dec. 11 Alabama State (H)	98	79
Dec. 21 Tennessee Tech (N3)	70	72
Dec. 28 Navy (N4)	75	61
Dec. 29 Southern Mississippi (N4)	73	84
Jan. 3 Tennessee (A)	70	72
Jan. 6 LSU (NR,17) (H)	70	77
Jan. 10 Mississippi State (H)	93	71
Jan. 13 Florida (A)	62	84
Jan. 17 Ole Miss (A)	72	80
Jan. 20 Vanderbilt (H)	82	79
Jan. 24 Kentucky (H)	74	70
Jan. 27 Alabama (NR,24) (A)	59	78
Jan. 31 Georgia (A)	75	88
Feb. 3 Tennessee (H)	89	83
Feb. 5 Georgia State (A)	79	66
Feb. 7 LSU (NR,11) (A)	71	82
Feb. 10 Mississippi State (A)	77	74
Feb. 14 Florida (H)	75	55
Feb. 17 Ole Miss (H)	95	84
Feb. 20 Vanderbilt (A)	87	74
Feb. 24 Kentucky (A)	95	98
Feb. 28 Alabama (H)	65	80
Mar. 3 Georgia (H)	79	94
Mar. 9 LSU (NR,16) (N5)	78	76
Mar. 10 Alabama (N5)	71	87

(N1,A1) Great Alaska Shootout, Anchorage, Alaska

(N2) Birmingham, Ala.

(N3) Huntsville, Ala.

(N4) Blue Angels Classic, Pensacola, Fla.

(N5) SEC Tournament, Orlando, Fla.

1990-91 Won 13, Lost 16 (5-13 SEC)

COACH: Tommy Joe Eagles

CAPTAINS: John Caylor, Zane Arnold

	AU	Opp.
Nov. 24 Texas Southern (H)	85	77
Nov. 26 Georgia State (H)	83	65
Nov. 30 UAB (A)	65	71
Dec. 8 Ohio (H)	75	65
Dec. 13 Duquesne (A)	75	71
Dec. 15 Florida State (H)	99	96
Dec. 17 Texas A&M (H)	95	71
Dec. 27 Villanova (N1)	71	88
Dec. 28 Tulane (N1)	84	71
Jan. 3 Alabama (H)	56	68
Jan. 5 Florida (A)	82	84
Jan. 9 Ole Miss (A)	62	60
Jan. 12 LSU (H)	84	96
Jan. 16 Vanderbilt (H)	59	80
Jan. 19 Tennessee (A)	67	63
Jan. 23 Georgia (2ot) (A)	59	58
Jan. 26 Mississippi State (H)	64	84
Jan. 29 Kentucky (NR,10) (H)	81	89
Feb. 2 Alabama (A)	80	88
Feb. 6 Florida (ot) (H)	84	87
Feb. 9 Ole Miss (H)	72	69
Feb. 13 LSU (NR,20) (A)	61	98
Feb. 16 Vanderbilt (A)	70	90
Feb. 19 Tennessee (H)	74	65
Feb. 23 Georgia (H)	77	86
Feb. 27 Mississippi State (A)	76	94
Mar. 2 Kentucky (NR,13) (A)	93	114
Mar. 8 LSU (NR,16) (N2)	92	77
Mar. 9 Alabama (NR,24) (N2)	59	77

(N1) USF&G Sugar Bowl Tournament, New Orleans, La.

(N2) SEC Tournament, Nashville, Tenn.

1991-92 Won 12, Lost 15 (5-11 SEC)

COACH: Tommy Joe Eagles

CAPTAINS: Chris Brandt, Champ Wrencher

	AU	Opp.
Nov. 25 SIU-Edwardsville (H)	109	86
Nov. 29 UAB (N1)	74	88

Dec. 4 Texas A&M (A)	86	83
Dec. 11 Troy State (H)	141	116
Dec. 14 Southern Miss (H)	93	78
Dec. 17 UNLV (A)	82	85
Dec. 20 Slippery Rock (N2)	93	66
Dec. 21 South Alabama (N2)	87	107
Dec. 28 Eastern Kentucky (N3)	104	92
Dec. 29 UT-Chattanooga (N3)	75	87
Jan. 4 Arkansas (NR,16) (A)	92	110
Jan. 8 LSU (H)	70	87
Jan. 13 Ole Miss (A)	96	83
Jan. 18 Alabama (NR,9) (H)	81	63
Jan. 22 South Carolina (H)	85	68
Jan. 25 Tennessee (A)	74	82
Jan. 29 Mississippi State (H)	72	75
Feb. 1 Georgia (H)	89	84
Feb. 4 Vanderbilt (A)	83	89
Feb. 8 Kentucky (NR,19) (H)	67	85
Feb. 12 James Madison (H)	87	71
Feb. 19 Florida (A)	81	92
Feb. 22 LSU (A)	82	99
Feb. 26 Arkansas (NR,9) (H)	74	82
Feb. 29 Ole Miss (H)	110	84
Mar. 4 Mississippi State (A)	70	77
Mar. 7 Alabama (NR,20) (A)	80	82

(N1) Birmingham-Jefferson Civic Center

(N2) Blue Angels Classic, Pensacola, Fla.

(N3) Dr. Pepper Classic, Chattanooga, Tenn.

1992-93 Won 15, Lost 12 (8-8 SEC)

COACH: Tommy Joe Eagles

CAPTAIN: Reggie Gallon

	AU	Opp.
Dec. 1 Louisiana College (H)	98	60
Dec. 5 James Madison (A)	80	89
Dec. 15 Lincoln Memorial (H)	77	51
Dec. 18 Louisiana Tech (N1)	65	45
Dec. 19 UNC-Wilmington (A1)	80	91
Dec. 21 Centenary (H)	86	61
Dec. 28 Old Dominion (H)	96	85
Jan. 3 Mississippi State (A)	71	77
Jan. 6 Florida (H)	73	76
Jan. 9 LSU (A)	81	87
Jan. 16 South Carolina (A)	83	81
Jan. 20 Tennessee (H)	88	75
Jan. 23 Arkansas (NR,8) (A)	100	89
Jan. 27 Alabama (A)	78	81
Jan. 30 Vanderbilt (NR,15) (H)	70	73
Feb. 3 Ole Miss (A)	85	74
Feb. 6 Georgia (A)	69	96
Feb. 9 UAB (A)	86	74
Feb. 13 LSU (H)	73	75
Feb. 17 Mississippi State (H)	83	77
Feb. 22 Southern Miss (A)	81	75
Feb. 24 Ole Miss (H)	83	73
Feb. 27 Kentucky (NR,2) (A)	78	80
Mar. 3 Alabama (H)	78	70
Mar. 6 Arkansas (NR,13) (H)	81	80
Mar. 11 Tennessee (N2)	76	78
Mar. 18 Clemson (NIT) (A)	72	84

(N1,A1) USAir East Coast Classic, Wilmington, N.C.

(N2) SEC Tournament, Lexington, Ky.

1993-94 Won 11, Lost 17 (3-13 SEC)

COACH: Tommy Joe Eagles

CAPTAINS: Wesley Person, Aaron Swinson

	AU	Opp.
Nov. 28 UNC-Wilmington (H)	94	75
Nov. 30 Nicholls State (H)	76	79
Dec. 7 Ball State (H)	92	87
Dec. 9 Troy State (H)	113	86
Dec. 16 UAB (H)	65	69
Dec. 18 Old Dominion (A)	101	87
Dec. 28 Michigan (NR,7) (N1)	81	102
Dec. 30 Fordham (N1)	81	60
Jan. 5 Georgia (ot) (H)	80	83
Jan. 8 LSU (A)	72	83
Jan. 12 Mississippi State (ot) (H)	86	91
Jan. 15 Arkansas (NR,3) (H)	105	117
Jan. 19 Ole Miss (2ot) (A)	85	88
Jan. 22 Tennessee (A)	85	92
Jan. 25 Alabama (H)	69	74
Jan. 30 Kentucky (NR,7) (H)	74	91

Feb. 2 Florida (NR,24) (A)	67	68
Feb. 5 Florida Atlantic (H)	91	78
Feb. 9 Vanderbilt (A)	60	84
Feb. 12 LSU (H)	111	83
Feb. 16 South Carolina (H)	88	70
Feb. 19 Mississippi State (A)	76	65
Feb. 22 Southern Miss (H)	89	73
Feb. 26 Arkansas (NR,1) (A)	81	91
Mar. 2 Ole Miss (H)	62	68
Mar. 5 Alabama (A)	68	83
Mar. 10 Vanderbilt (N2)	81	56
Mar. 11 Alabama (N2)	55	83

(N1) Bank One Fiesta Bowl Basketball Classic, Tucson, Ariz.

(N2) SEC Tournament, The Pyramid, Memphis, Tenn.

1994-95 Won 16, Lost 13 (7-9 SEC)

COACH: Cliff Ellis

CAPTAINS: Wes Flanigan, Moochie Norris, Lance Weems

	AU	Opp.
Nov. 26 Lynn (H)	78	70
Nov. 30 UAB (A)	60	54
Dec. 2 Georgia Southern (N1)	77	45
Dec. 3 Ball State (A1)	74	82
Dec. 12 West Florida (H)	96	59
Dec. 14 Troy State (H)	95	71
Dec. 17 Alabama State (H)	102	62
Dec. 29 Florida A&M (A2)	83	70
Dec. 30 Kansas State (N2)	75	78
Jan. 4 Kentucky (NR,6) (A)	64	98
Jan. 8 Ole Miss (H)	88	74
Jan. 11 LSU (H)	73	76
Jan. 14 Arkansas (NR,4) (H)	104	90
Jan. 18 Tennessee (H)	61	57
Jan. 21 Georgia (A)	77	83
Jan. 25 Florida (NR,23) (H)	77	71
Feb. 1 Alabama (NR,20) (A)	63	65
Feb. 4 Ole Miss (A)	75	77
Feb. 8 Vanderbilt (H)	59	77
Feb. 11 Mississippi State (NR,21) (A)	70	69
Feb. 15 South Carolina (A)	80	78
Feb. 18 Alabama (NR,18) (H)	73	86
Feb. 22 Southern Mississippi (A)	81	79
Feb. 25 LSU (A)	78	89
Mar. 1 Mississippi State (NR,14) (H)	76	69
Mar. 4 Arkansas (NR,7) (A)	66	68
Mar. 9 South Carolina (N3)	81	66
Mar. 10 Kentucky (NR,3) (N3)	81	93
Mar. 15 Marquette (NIT) (H)	61	68

(N1,A1) Cardinal Varsity Club Classic, Muncie, Ind.

(N2,A2) Capital City Classic, Tallahassee, Fla.

(N3) SEC Tournament, Georgia Dome, Atlanta, Ga.

1995-96 Won 19, Lost 13 (6-10 SEC)

COACH: Cliff Ellis

CAPTAINS: Ray Donald, Wes Flanigan, Lance Weems

	AU	Opp.
Nov. 24 La Salle (N1)	70	60
Nov. 25 James Madison (N1)	82	71
Nov. 26 Louisville (NR,13) (N1)	82	78
Nov. 30 Jacksonville State (H)	91	74
Dec. 3 UAB (H)	54	66
Dec. 8 Liberty (N2)	63	58
Dec. 9 Baylor (A2)	83	64
Dec. 12 South Alabama (A)	59	50
Dec. 15 Northeast Louisiana (H)	80	71
Dec. 17 Coastal Carolina (H)	82	66
Dec. 19 Wofford (H)	73	56
Dec. 29 Norfolk State (N3)	92	56
Dec. 30 Florida A&M (A3)	84	54
Jan. 3 Tennessee (A)	62	66
Jan. 6 Arkansas (H)	101	76
Jan. 10 Alabama (A)	65	72
Jan. 13 Georgia (NR,17) (H)	89	86
Jan. 21 LSU (23,NR) (H)	95	87
Jan. 24 Ole Miss (21,NR) (A)	69	82
Jan. 31 Vanderbilt (22,NR) (A)	62	76
Feb. 4 Miss. State (22,NR) (ot) (H)	75	78
Feb. 7 South Carolina (22,NR) (H)	84	73
Feb. 10 Florida (22,NR) (A)	73	70
Feb. 14 Alabama (H)	72	75
Feb. 17 Arkansas (A)	77	87
Feb. 21 Ole Miss (H)	69	62
Feb. 24 LSU (A)	67	93



Year-by-Year Scores

Feb. 27	Kentucky (NR,1)	(H)	73	88
Mar. 2	Mississippi State	(A)	51	67
Mar. 7	Vanderbilt	(N4)	68	65
Mar. 8	Mississippi State (NR,25)	(N4)	58	69
Mar. 13	Tulane (NIT) (ot)	(H)	73	87

(N1) Puerto Rico Shootout, Bayamon, P.R.
 (N2,A2) Dr. Pepper Invitational, Waco, Texas
 (N3,A3) Capital City Classic, Tallahassee, Fla.
 (N4) SEC Tournament, Superdome, New Orleans, La.

1996-97 Won 16, Lost 15 (6-10 SEC)

COACH: Cliff Ellis

CAPTAINS: Wes Flanigan, Pat Burke

	AU	Opp.
Nov. 22	UAB (A)	57 64
Nov. 25	Arkansas-Pine Bluff (H)	89 56
Nov. 29	Colorado (ot) (N1)	72 78
Nov. 30	Hawaii-Hilo (ot) (A)	98 92
Dec. 1	TCU (N1)	66 86
Dec. 5	Arkansas-Little Rock (H)	75 63
Dec. 7	Georgia State (H)	66 48
Dec. 14	Baylor (H)	63 68
Dec. 15	Western Carolina (H)	80 55
Dec. 18	South Alabama (H)	60 51
Dec. 21	Murray State (N2)	86 72
Dec. 28	Florida A&M (A)	95 57
Dec. 30	Winthrop (H)	80 55
Jan. 4	South Carolina (A)	56 66
Jan. 8	Arkansas (H)	55 56
Jan. 11	Florida (H)	79 65
Jan. 15	Tennessee (H)	43 35
Jan. 18	Kentucky (NR,4) (A)	53 77
Jan. 22	LSU (A)	59 75
Jan. 25	Georgia (A)	48 53
Jan. 28	Alabama (H)	72 62
Feb. 1	Ole Miss (A)	46 57
Feb. 5	Mississippi State (H)	81 68
Feb. 8	LSU (H)	76 72
Feb. 11	Arkansas (A)	42 75
Feb. 15	Vanderbilt (H)	61 75
Feb. 22	Alabama (A)	50 55
Feb. 26	Mississippi State (A)	68 64
Mar. 1	Ole Miss (H)	63 71
Mar. 6	Tennessee (N3)	67 54
Mar. 7	Kentucky (NR,6) (N3)	50 92

(N1) Big Island Invitational, Hilo, Hawaii
 (N2) Mulligan Holiday Hoopfest, Birmingham, Ala.
 (N3) SEC Tournament, The Pyramid, Memphis, Tenn.

1997-98 Won 16, Lost 14 (7-9 SEC)

COACH: Cliff Ellis

CAPTAINS: Franklin Williams, Doc Robinson

	AU	Opp.
Nov. 11	Temple (NR,24) (N1)	42 68
Nov. 14	Central Florida (A)	70 63
Nov. 17	Nicholls State (H)	96 75
Nov. 21	Southern Miss (H)	83 70
Nov. 25	Wofford (H)	68 51
Dec. 6	Florida A&M (H)	79 69
Dec. 12	Pepperdine (N2)	55 62
Dec. 13	Weber State (N2)	63 58
Dec. 16	Jacksonville State (H)	89 61
Dec. 20	UAB (N3)	65 71
Dec. 30	Navy (H)	70 54
Jan. 3	Georgia (H)	73 62
Jan. 7	Tennessee (A)	74 69
Jan. 14	LSU (A)	54 59
Jan. 18	Alabama (H)	94 40
Jan. 21	Arkansas (NR,18) (H)	65 79
Jan. 24	South Carolina (NR,14) (H)	56 61
Jan. 28	Mississippi State (A)	69 66
Jan. 31	Ole Miss (NR,12) (H)	68 67
Feb. 4	Alabama (A)	62 76
Feb. 7	Mississippi State (ot) (H)	68 66
Feb. 11	Florida (A)	64 81
Feb. 14	LSU (H)	66 44
Feb. 18	Vanderbilt (A)	66 82
Feb. 21	Arkansas (A)	83 107
Feb. 25	Kentucky (NR,7) (H)	58 83
Feb. 28	Ole Miss (NR,13) (A)	67 74
Mar. 5	Florida (N4)	64 68
Mar. 11	Southern Miss (NIT) (H)	77 62
Mar. 16	Marquette (NIT) (ot) (A)	60 75

(N1) NABC Classic, Albuquerque, N.M.
(N2) Cougar Classic, Provo, Utah
(N3) Holiday Hardwood Classic, BJCC, Birmingham, Ala.
(N4) SEC Tournament, Georgia Dome, Atlanta, Ga.

1998-99 Won 29, Lost 4 (14-2 SEC Champions)

COACH: Cliff Ellis

CAPTAINS: Bryant Smith, Doc Robinson

	AU	Opp.
Nov. 13	Southeastern Louisiana (H)	114 60
Nov. 16	Florida A&M (H)	94 47
Nov. 19	Central Florida (H)	77 42
Nov. 23	BYU (H)	62 43
Nov. 27	Rutgers (N1)	70 55
Nov. 29	Hawaii (A1)	84 57
Dec. 3	UNC-Asheville (H)	91 60
Dec. 6	Florida State (A)	80 68
Dec. 12	UAB (24,NR) (A2)	77 64
Dec. 15	Wofford (18,NR) (H)	79 51
Dec. 19	Navy (18,NR) (A)	88 70
Dec. 29	Bethune-Cookman (15,NR) (H)	99 46
Jan. 2	Tennessee (15,NR) (H)	90 62
Jan. 6	Arkansas (14,18) (H)	83 66
Jan. 9	LSU (14,NR) (A)	73 70
Jan. 13	Ole Miss (8,NR) (A)	74 59
Jan. 16	Florida (8,NR) (H)	88 69
Jan. 20	Kentucky (6,7) (A)	62 72
Jan. 23	Alabama (6,NR) (A)	73 58
Jan. 27	Mississippi State (7,NR) (H)	64 54
Jan. 30	Georgia (7,NR) (A)	85 74
Feb. 3	South Carolina (6,NR) (A)	76 48
Feb. 6	LSU (6,NR) (H)	80 54
Feb. 9	Ole Miss (3,NR) (H)	95 66
Feb. 13	Alabama (3,NR) (H)	102 61
Feb. 17	Vanderbilt (3,NR) (H)	81 63
Feb. 24	Arkansas (2,NR) (A)	88 104
Feb. 27	Mississippi State (2,NR) (A)	76 73
Mar. 5	Alabama (4,NR) (N3)	93 61
Mar. 6	Kentucky (4,14) (N3)	57 69
Mar. 11	Winthrop (4,NR) (N4)	80 41
Mar. 13	Oklahoma State (4,NR) (N4)	81 74
Mar. 18	Ole Miss (4,14) (N5)	64 72

(N1) United Airlines Tip-off Classic, Honolulu, Hawaii
 (A2) Arby's Hardwood Classic, BJCC, Birmingham, Ala.
 (N3) SEC Tournament, Georgia Dome, Atlanta, Ga.
 (N4) NCAA Tourney 1st/2nd Rounds, Indianapolis, Ind.
 (N5) NCAA Tournament Sweet 16, Knoxville, Tenn.

1999 Final Rankings

Associated Press	USA Today/ESPN
1. Duke	1. Connecticut
2. Michigan State	2. Duke
3. Connecticut	3. Michigan State
4. Auburn	4. Ohio State
5. Maryland	5. Kentucky
6. Utah	5. St. John's
7. Stanford	7. Auburn
8. Kentucky	8. Maryland
9. St. John's	9. Stanford
10. Miami, Fla.	10. Utah

1999-2000 Won 24, Lost 10 (9-7 SEC)

COACH: Cliff Ellis

CAPTAINS: Doc Robinson, Chris Porter

	AU	Opp.
Nov. 19	UAB (3,NR) (H)	65 59
Nov. 21	Arkansas-Pine Bluff (3,NR) (H)	100 44
Nov. 27	Stanford (2,7) (N1)	58 67
Dec. 1	Belmont (5,NR) (H)	65 56
Dec. 5	Florida State (5,NR) (H)	55 54
Dec. 11	Pennsylvania (8,NR) (N2)	77 70
Dec. 13	Coppin State (6,NR) (H)	63 35
Dec. 16	Bradley (6,NR) (N3)	78 64
Dec. 20	Puerto Rico-Mayaguez (6,NR) (A4)	109 52
Dec. 21	Virginia Tech (6,NR) (N4)	73 63
Dec. 22	Pepperdine (6,NR) (N4)	87 76
Dec. 30	Southern Miss (4,NR) (H)	56 50
Jan. 2	Stony Brook (4,NR) (H)	100 45
Jan. 8	Georgia (4,NR) (H)	67 52
Jan. 11	Kentucky (4,20) (H)	66 63
Jan. 16	Mississippi State (4,NR) (A)	51 45
Jan. 19	South Carolina (4,NR) (H)	65 61
Jan. 22	Ole Miss (4,NR) (ot) (A)	77 79

Jan. 25	Tennessee (7,11) (A)	76 105
Jan. 29	Mississippi State (7,NR) (H)	73 57
Feb. 2	Alabama (10,NR) (H)	77 63
Feb. 5	Arkansas (10,NR) (H)	73 55
Feb. 9	LSU (8,25) (A)	68 83
Feb. 16	Vanderbilt (11,24) (A)	86 80
Feb. 19	Ole Miss (11,NR) (H)	75 72
Feb. 22	Alabama (8,NR) (A)	64 68
Feb. 27	Florida (8,9) (A)	59 88
Mar. 1	LSU (13,12) (H)	53 55
Mar. 5	Arkansas (13,NR) (A)	55 64
Mar. 10	Florida (23,10) (N5)	78 70
Mar. 11	So. Carolina (23,NR) (ot) (N5)	77 72
Mar. 12	Arkansas (23,NR) (N5)	67 75
Mar. 16	Creighton (22,NR) (N6)	72 69
Mar. 18	Iowa State (22,6) (N6)	60 79

(N1) Wooden Classic, Arrowhead Pond, Anaheim, Calif.
 (N2) Arby's Hardwood Classic, BJCC, Birmingham, Ala.
 (N3) Coors Classic, Mitchell Center, Mobile, Ala.
 (N4) San Juan Shootout, Morales Coliseum, San Juan, P.R.
 (N5) SEC Tournament, Georgia Dome, Atlanta, Ga.
 (N6) NCAA Tourney 1st/2nd Rounds, Minneapolis, MN

2000 Final Rankings

Associated Press	USA Today/ESPN
1. Duke	1. Michigan State
2. Michigan State	2. Florida
3. Stanford	3. Iowa State
4. Arizona	4. Duke
5. Temple	5. Stanford
6. Iowa State	6. Oklahoma State
7. Cincinnati	7. Cincinnati
8. Ohio State	8. Arizona
9. St. John's	9. Tulsa
10. LSU	10. Temple

24. Auburn

2000-01 Won 18, Lost 14 (7-9 SEC)

COACH: Cliff Ellis

CAPTAINS: Scott Pohlman, Reggie Sharp

	AU	Opp.
Nov. 17	Florida A&M (H)	87 52
Nov. 19	Jacksonville State (H)	91 51
Nov. 20	Mercer (H)	88 92
Nov. 24	Robert Morris (N1)	89 71
Nov. 25	Toledo (2ot) (N1)	90 95
Nov. 26	Providence (N1)	80 69
Dec. 1	South Alabama (H)	66 68
Dec. 4	Louisiana-Lafayette (H)	93 86
Dec. 5	Grambling (H)	104 60
Dec. 9	Detroit (N2)	75 72
Dec. 16	Oregon (ot) (N3)	101 97
Dec. 19	Georgia Southern (H)	93 79
Dec. 30	Southern Miss (H)	73 69
Jan. 6	Tennessee (NR,5) (2ot) (H)	88 96
Jan. 10	Georgia (ot) (A)	80 85
Jan. 13	LSU (H)	85 69
Jan. 17	Arkansas (A)	72 82
Jan. 20	South Carolina (A)	60 57
Jan. 24	Florida (NR,14) (H)	63 65
Jan. 27	Alabama (NR,15) (A)	80 81
Jan. 31	Mississippi State (H)	60 56
Feb. 3	Ole Miss (H)	70 74
Feb. 10	LSU (A)	76 65
Feb. 14	Arkansas (H)	71 63
Feb. 17	Mississippi State (A)	74 85
Feb. 21	Alabama (NR,14) (ot) (H)	72 69
Feb. 24	Ole Miss (NR,12) (A)	62 64
Feb. 28	Kentucky (NR,15) (A)	78 90
Mar. 3	Vanderbilt (H)	69 66
Mar. 8	Tennessee (NR,24) (N4)	66 73
Mar. 14	Miami, Fla. (NIT) (H)	60 58
Mar. 20	Purdue (NIT) (A)	61 79

(N1) Energia Systems Thanksgiving Tour., Kansas City, Mo.
 (N2) Arby's Hardwood Classic, BJCC, Birmingham, Ala.
 (N3) Las Vegas Showdown, Las Vegas, Nev.
 (N4) SEC Tourney, Gaylord Enter. Center, Nashville, TN

2001-02 Won 12, Lost 16 (4-12 SEC)

COACH: Cliff Ellis

CAPTAINS: Marquis Daniels, Adam Harrington

	AU	Opp.
Nov. 16	High Point (H)	63 59



Year-by-Year Scores

Nov. 18	Jacksonville State	(H)	75	53
Nov. 24	Rutgers	(A)	56	57
Nov. 27	McNeese State	(H)	78	74
Nov. 30	Florida International	(H)	67	55
Dec. 4	Louisiana Tech	(H)	66	67
Dec. 8	Virginia (NR,7)	(N1)	72	77
Dec. 15	Marshall	(N2)	78	60
Dec. 18	South Alabama	(H)	73	58
Dec. 20	UNC-Asheville	(H)	83	38
Dec. 29	Southern Miss	(H)	64	55
Jan. 5	Arkansas	(H)	77	83
Jan. 9	Ole Miss	(A)	65	69
Jan. 12	Alabama (NR,14)	(H)	59	56
Jan. 16	Vanderbilt	(A)	67	73
Jan. 19	LSU	(A)	58	75
Jan. 22	Kentucky (NR,8)	(H)	62	69
Jan. 27	Tennessee	(A)	59	82
Jan. 30	Mississippi State	(H)	64	72
Feb. 2	Arkansas	(A)	60	62
Feb. 9	Georgia (NR,17)	(H)	75	72
Feb. 13	Ole Miss	(H)	65	62
Feb. 16	Mississippi State	(A)	53	89
Feb. 20	Florida (NR,8)	(A)	61	89
Feb. 23	South Carolina	(H)	50	46
Feb. 27	Alabama (NR,6)	(A)	68	73
Mar. 2	LSU	(H)	54	59
Mar. 7	Florida (NR,11)	(N3)	63	81

(N1) Arby's Hardwood Classic, Birmingham, Ala.
 (N2) Coors Classic, Mobile, Ala.
 (N3) SEC Tournament, Georgia Dome, Atlanta, Ga.

2002-03 Won 22, Lost 12 (8-8 SEC)

COACH: Cliff Ellis

CAPTAINS: Marquis Daniels, Derrick Bird

		AU	Opp.
Nov. 22	Wofford	(H)	81 63
Nov. 26	Georgia State	(H)	100 71
Dec. 1	Western Kentucky	(N1)	70 89
Dec. 2	Southeastern Louisiana	(H)	77 47
Dec. 4	South Carolina State	(H)	85 65
Dec. 8	Rutgers	(H)	82 70
Dec. 14	Murray State	(H)	72 53
Dec. 17	Western Michigan	(H)	54 72
Dec. 20	Puerto Rico-Mayaguez	(A2)	94 64
Dec. 21	Denver	(N2)	63 58
Dec. 22	Troy State	(N2)	94 66
Dec. 30	Southern Miss	(H)	92 46
Jan. 2	North Texas	(H)	90 65
Jan. 8	Vanderbilt	(H)	62 59
Jan. 11	Arkansas	(A)	52 37
Jan. 15	South Carolina	(A)	67 60
Jan. 18	Alabama (NR,9)	(H)	77 68
Jan. 22	Kentucky (24,8)	(A)	51 67
Jan. 25	Georgia (24,19)	(A)	79 85
Feb. 1	Tennessee	(H)	57 60
Feb. 5	Ole Miss	(H)	77 71
Feb. 8	LSU	(H)	56 54
Feb. 15	Alabama	(A)	68 84
Feb. 19	Mississippi State (NR,19)	(H)	46 63
Feb. 22	Ole Miss	(A)	80 75
Feb. 26	LSU	(A)	63 94
Mar. 1	Florida (NR,4)	(H)	70 73
Mar. 5	Arkansas	(H)	69 54
Mar. 8	Mississippi State (NR,21)	(A)	45 67
Mar. 14	Tennessee	(N3)	66 53
Mar. 15	Kentucky (NR,2)	(N3)	58 78
Mar. 21	Saint Joseph's (ot)	(N4)	65 63
Mar. 23	Wake Forest (NR,8)	(N4)	68 62
Mar. 28	Syracuse (NR,12)	(N5)	78 79

(N1) Nashville, Tenn., Gaylord Entertainment Center
 (A2, N2) San Juan Shootout, Caguas, P.R.
 (N3) SEC Tournament, Superdome, New Orleans, La.
 (N4) NCAA Tournament 1st/2nd Rounds, Tampa, Fla.
 (N5) NCAA Tournament Sweet 16, Albany, N.Y.

2003-04 Won 14, Lost 14 (5-11 SEC)

COACH: Cliff Ellis

CAPTAIN: Kyle Davis

		AU	Opp.
Nov. 17	College of Charleston	(H1)	66 62
Nov. 21	Western Kentucky	(H)	86 64
Nov. 23	Maryland-Eastern Shore	(H)	85 61
Nov. 29	Grambling State	(N1)	105 56

Dec. 1	Colorado State	(H)	84	54
Dec. 7	Air Force	(H)	68	49
Dec. 10	Montana	(H)	73	51
Dec. 20	UNLV	(A1)	69	82
Dec. 22	Georgia State	(H)	72	77
Dec. 30	Southern Miss	(H)	78	60
Jan. 2	New Orleans	(H)	70	55
Jan. 7	Vanderbilt (NR,20)	(A)	53	59
Jan. 10	Ole Miss	(H)	80	53
Jan. 14	South Carolina (ot)	(H)	51	53
Jan. 17	Alabama	(A)	46	69
Jan. 21	Arkansas	(H)	70	63
Jan. 24	Florida (NR,17)	(A)	52	68
Jan. 31	Mississippi State (NR,11)	(H)	68	73
Feb. 4	Arkansas	(A)	52	74
Feb. 7	Georgia	(H)	57	54
Feb. 14	Ole Miss	(A)	68	72
Feb. 18	LSU (NR,24)	(A)	80	68
Feb. 21	Kentucky (NR,9)	(H)	59	68
Feb. 24	Alabama	(H)	71	72
Feb. 28	Tennessee	(A)	69	75
Mar. 2	Mississippi State (NR,5)	(A)	91	105
Mar. 6	LSU	(H)	78	66
Mar. 11	Georgia	(N2)	59	73

(H1) NABC Classic, Auburn, Ala.
 (N1) Huntsville, Ala.
 (A1) Las Vegas Showdown, Las Vegas, Nev.
 (N2) SEC Tournament, Georgia Dome, Atlanta, Ga.

2004-05 Won 14, Lost 17 (4-12 SEC)

COACH: Jeff Lebo

CAPTAINS: Nathan Watson, Ian Young, Quinzel Brown

		AU	Opp.
Nov. 19	Temple	(A)	80 78
Nov. 22	Furman	(H)	85 74
Nov. 24	Nicholls State	(H)	92 78
Nov. 27	Louisiana Tech	(H)	79 67
Nov. 30	Colorado State (ot)	(H)	79 76
Dec. 3	Virginia (NR,24)	(N1)	87 89
Dec. 5	Wofford	(H)	78 85
Dec. 7	College of Charleston	(A)	76 61
Dec. 12	UNLV (ot)	(H)	87 91
Dec. 20	Delaware	(N2)	74 46
Dec. 21	Middle Tennessee State	(N2)	79 74
Dec. 22	Toledo	(N2)	65 68
Dec. 30	Belmont	(H)	73 69
Jan. 5	Mississippi State (NR,18)	(A)	53 90
Jan. 12	Florida (ot)	(H)	78 84
Jan. 15	Ole Miss	(H)	72 79
Jan. 22	Arkansas	(A)	59 95
Jan. 26	Alabama (NR,14)	(H)	55 60
Jan. 29	Tennessee	(H)	62 59
Feb. 2	Ole Miss	(A)	55 70
Feb. 5	Mississippi State	(H)	90 76
Feb. 9	LSU	(A)	69 90
Feb. 12	South Carolina	(A)	74 71
Feb. 16	Vanderbilt	(H)	43 67
Feb. 19	Georgia	(A)	45 57
Feb. 23	Kentucky (NR,5)	(A)	73 81
Feb. 26	LSU	(H)	64 77
Mar. 2	Alabama (NR,19)	(A)	53 94
Mar. 5	Arkansas	(H)	77 64
Mar. 10	Vanderbilt	(N3)	77 73
Mar. 11	LSU	(N3)	58 89

(N1) Richmond, Va. (Siegel Center)
 (N2) San Juan Shootout (Carolina, P.R.)
 (N3) SEC Tournament, Georgia Dome, Atlanta, Ga.

2005-06 Won 12, Lost 16 (4-12 SEC)

COACH: Jeff Lebo

CAPTAINS: Ronny LeMelle, Frank Tolbert

		AU	Opp.
Nov. 20	Lipscomb	(H)	69 54
Nov. 25	Gardner-Webb	(H)	70 43
Nov. 28	Colorado State	(A)	67 77
Dec. 1	McNeese State	(H)	91 76
Dec. 4	Pittsburgh	(A)	41 78
Dec. 14	Southeastern Louisiana	(H)	66 51
Dec. 18	Temple	(H)	73 42
Dec. 22	Texas A&M	(A)	67 72
Dec. 29	Winthrop	(H)	64 62
Dec. 31	Jacksonville State	(H)	87 83
Jan. 4	Southern Miss	(H)	80 57

Jan. 7	Vanderbilt	(A)	50	74
Jan. 11	Alabama	(H)	52	56
Jan. 14	Florida (NR,2)	(A)	57	69
Jan. 21	Arkansas	(H)	52	68
Jan. 24	Kentucky	(H)	62	71
Jan. 28	Georgia	(H)	66	65
Feb. 1	LSU (NR,24)	(A)	69	84
Feb. 4	Mississippi State	(A)	53	71
Feb. 8	Ole Miss	(H)	58	50
Feb. 11	Arkansas	(A)	64	84
Feb. 15	Tennessee (NR,8)	(A)	89	105
Feb. 18	LSU (NR,25)	(H)	61	65
Feb. 22	Mississippi State	(H)	75	71
Feb. 25	Ole Miss	(A)	58	54
Mar. 1	Alabama	(A)	61	71
Mar. 4	South Carolina	(H)	63	67
Mar. 9	Vanderbilt	(N1)	71	76

(N1) SEC Tournament, Gaylord Enter. Center, Nashville, Tenn.

2006-07 Won 17, Lost 15 (7-9 SEC)

COACH: Jeff Lebo

CAPTAINS: Quantez Robertson, Korvotney Barber, Rasheem Barrett

		AU	Opp.
Nov. 10	Troy	(H)	71 68
Nov. 17	Winston-Salem State	(H)	95 62
Nov. 19	East Tennessee State	(H1)	64 58
Nov. 21	Miles College	(H1)	79 58
Nov. 24	Oklahoma State	(N2)	65 66
Nov. 25	Wisconsin (NR,7)	(N2)	63 77
Nov. 28	Nicholls State (ot)	(H)	92 87
Nov. 30	Louisiana-Monroe	(H)	81 60
Dec. 3	Pittsburgh (NR,2)	(H)	66 74
Dec. 6	South Alabama	(H)	82 71
Dec. 16	Wofford	(H)	86 76
Dec. 19	Tennessee State	(H)	86 59
Dec. 22	Texas A&M (NR,13)	(H)	58 87
Dec. 30	Charleston Southern	(H)	69 53
Jan. 2	Southern Miss	(A)	54 56
Jan. 6	Vanderbilt	(H)	68 65
Jan. 8	Kentucky	(A)	57 84
Jan. 13	LSU (NR,13)	(A)	63 65
Jan. 17	Tennessee (NR,22)	(H)	83 80
Jan. 20	Mississippi State	(A)	76 87
Jan. 23	Alabama (NR,12)	(H)	81 57
Jan. 27	Florida (NR,1)	(H)	66 91
Jan. 31	South Carolina	(A)	80 75
Feb. 3	Ole Miss	(H)	59 82
Feb. 7	Arkansas	(A)	57 65
Feb. 10	Mississippi State	(H)	83 91
Feb. 17	Georgia	(A)	79 86
Feb. 21	Arkansas	(H)	67 59
Feb. 24	Alabama (NR,25)	(A)	86 77
Feb. 28	LSU	(H)	80 68
Mar. 3	Ole Miss	(A)	79 83
Mar. 8	Georgia	(N3)	65 80

(H1) South Padre Inv. (Auburn, Ala.)
 (N2) South Padre Inv. (South Padre Island, Texas)
 (N3) SEC Tournament, Georgia Dome, Atlanta, Ga.

2007-08 Won 14, Lost 16 (4-12 SEC)

COACH: Jeff Lebo

CAPTAINS: Quantez Robertson, Korvotney Barber

		AU	Opp.
Nov. 9	Tulane	(A)	62 77
Nov. 13	Kennesaw State	(H)	74 62
Nov. 16	Alabama State	(A)	63 60
Nov. 19	Charleston Southern	(A1)	89 59
Dec. 2	George Washington	(N2)	74 70
Dec. 5	West Virginia	(N3)	59 88
Dec. 15	Southern	(N4)	71 63
Dec. 19	Mercer	(H)	68 59
Dec. 22	Alabama A&M	(H)	67 56
Dec. 29	Towson	(H)	79 59
Jan. 2	Texas A&M-C.C.	(H)	76 58
Jan. 6	Xavier	(H)	57 80
Jan. 10	Arkansas	(H)	70 76
Jan. 12	Florida	(A)	56 72
Jan. 16	LSU	(A)	74 67
Jan. 19	Ole Miss (NR,15)	(H)	80 77
Jan. 22	Presbyterian	(H)	78 65
Jan. 26	Alabama	(A)	77 97
Jan. 30	LSU	(H)	80 81



Year-by-Year Scores

Feb. 2	Vanderbilt (NR,18)	(A)	71	78
Feb. 6	Kentucky	(H)	63	66
Feb. 9	Mississippi State	(H)	64	83
Feb. 16	Ole Miss	(A)	90	78
Feb. 20	Tennessee (NR,2)	(A)	70	89
Feb. 24	Alabama	(H)	88	76
Feb. 27	Mississippi State	(A)	78	89
Mar. 1	South Carolina	(H)	63	69
Mar. 5	Georgia	(H)	54	59
Mar. 8	Arkansas	(A)	64	77
Mar. 13	Vanderbilt (NR,17)	(N5)	82	93

(A1) North Charleston, SC (N. Charleston Coliseum)
 (N2) BB&T Classic (Washington, DC, Verizon Center)
 (N3) Big East/SEC Inv. (Birmingham, AL, BJCC Arena)
 (N4) Coors Classic (Mobile, AL, Mitchell Center)
 (N5) SEC Tournament (Atlanta, GA, Georgia Dome)

2008-09 Won 24, Lost 12 (10-6 SEC)

COACH: Jeff Lebo

CAPTAINS: Quantez Robertson, Korvotney Barber

		AU	Opp.
Nov. 14	Missouri State	(H)	75 60
Nov. 19	Mercer	(H1)	74 78
Nov. 22	Georgia Washington	(H)	83 71
Nov. 25	Bethune-Cookman	(H1)	61 46
Nov. 28	Dayton (ot)	(N2)	59 60
Nov. 29	Northern Iowa	(N2)	61 67
Dec. 3	Xavier	(A)	74 81
Dec. 6	Louisiana-Monroe	(H)	78 55
Dec. 17	Tuskegee	(H)	75 32
Dec. 20	Virginia	(A)	58 56
Dec. 22	Alabama State	(H)	77 72
Dec. 29	Alabama A&M	(H)	82 40
Dec. 31	Southeastern Louisiana	(H)	77 65
Jan. 3	Tulane	(H)	78 53
Jan. 10	South Carolina	(A)	56 68
Jan. 14	Florida	(H)	65 68
Jan. 17	Alabama	(H)	85 71
Jan. 21	Kentucky	(A)	64 73
Jan. 24	Arkansas	(A)	73 51
Jan. 27	Texas-Pan American	(H)	66 63
Jan. 31	Vanderbilt	(H)	75 82
Feb. 4	Ole Miss	(A)	59 78
Feb. 7	Tennessee	(H)	78 77
Feb. 11	Arkansas	(H)	75 62
Feb. 14	Mississippi State	(H)	91 76
Feb. 18	Georgia	(A)	71 59
Feb. 21	LSU (NR,23)	(A)	72 79
Feb. 25	Ole Miss	(H)	77 64
Feb. 28	Mississippi State	(A)	76 58
Mar. 3	Alabama	(A)	77 73
Mar. 7	LSU (NR,11)	(H)	69 53
Mar. 13	Florida	(N3)	61 58
Mar. 14	Tennessee	(N3)	85 94
Mar. 18	UT Martin	(H4)	87 82
Mar. 20	Tulsa	(H4)	74 55
Mar. 24	Baylor	(H4)	72 74

(H1) Chicago Invitational (Auburn, AL)
 (N2) Chicago Inv. (Hoffman Estates, IL, Sears Centre)
 (N3) SEC Tournament (Tampa, FL, St. Pete Times Forum)
 (H4) NIT (Auburn, AL)

2009-10 Won 15, Lost 17 (6-10 SEC)

COACH: Jeff Lebo

CAPTAINS: Lucas Hargrove, Frankie Sullivan

		AU	Opp.
Nov. 13	Niagara	(H)	69 65
Nov. 16	Missouri State	(A)	62 73
Nov. 20	Central Florida	(N1)	74 84
Nov. 21	IUPUI	(N1)	80 65
Nov. 22	North Carolina State	(N1)	58 60
Nov. 25	High Point	(H)	75 54
Dec. 1	Alabama A&M	(A)	87 52
Dec. 4	Troy	(H)	77 81
Dec. 7	Virginia	(H)	68 67
Dec. 17	Florida State	(A)	72 76
Dec. 20	Sam Houston State	(H)	89 107
Dec. 22	Alabama State	(H)	94 78
Dec. 29	Charleston Southern	(H)	77 62
Jan. 2	Georgia Southern	(H)	95 75
Jan. 5	West Georgia	(H)	96 72
Jan. 9	South Carolina	(H)	71 80
Jan. 14	Tennessee (NR,9)	(A)	55 81
Jan. 16	Kentucky (NR,2)	(H)	67 72
Jan. 20	LSU	(A)	84 80
Jan. 23	Vanderbilt	(A)	74 82
Jan. 28	Ole Miss (NR,18)	(H)	74 84
Jan. 30	Alabama	(H)	58 57
Feb. 6	Arkansas (ot)	(A)	79 82
Feb. 10	Georgia	(H)	82 63
Feb. 13	Mississippi State (ot)	(A)	75 85
Feb. 18	Florida	(A)	70 78

Feb. 20	Arkansas	(H)	92	83
Feb. 24	Ole Miss	(A)	75	85
Feb. 27	LSU	(H)	74	59
Mar. 3	Mississippi State	(H)	89	80
Mar. 6	Alabama	(A)	61	73
Mar. 11	Florida	(N2)	69	78

(N1) Glenn Wilkes Classic (Daytona Beach, FL)
 (N2) SEC Tournament (Nashville, TN)

2010-11 Won 11, Lost 20 (4-12 SEC)

COACH: Tony Barbee

CAPTAINS: Josh Wallace and Earnest Ross

		AU	Opp.
Nov. 12	UNC Asheville	(H)	69 70
Nov. 19	Samford	(H)	68 79
Nov. 20	Campbell	(H)	54 61
Nov. 21	Middle Tennessee	(H)	68 66
Nov. 27	Jacksonville	(H)	55 69
Nov. 30	Georgia Southwestern	(H)	78 50
Dec. 5	Arkansas-Pine Bluff	(H)	76 72
Dec. 11	Rutgers	(N1)	54 63
Dec. 15	South Florida	(A)	49 61
Dec. 18	Presbyterian	(H)	59 62
Dec. 21	USC Upstate	(H)	68 54
Dec. 29	Georgia Southern	(H)	88 84
Dec. 31	Grambling State	(H)	63 45
Jan. 3	Florida State	(H)	65 60
Jan. 8	LSU	(H)	55 62
Jan. 11	Kentucky (NR,13)	(A)	54 78
Jan. 16	Mississippi State	(A)	66 85
Jan. 20	Florida	(H)	40 45
Jan. 22	Alabama	(H)	58 68
Jan. 25	Arkansas	(A)	64 73
Jan. 29	South Carolina	(A)	79 64
Feb. 3	Tennessee	(H)	56 69
Feb. 5	Georgia (ot)	(A)	72 81
Feb. 12	Mississippi State	(H)	65 62
Feb. 16	Ole Miss	(A)	59 90
Feb. 19	Vanderbilt (NR,18)	(H)	60 77
Feb. 23	Alabama	(A)	49 51
Feb. 26	Arkansas	(H)	55 57
Mar. 2	Ole Miss	(H)	76 73
Mar. 5	LSU	(A)	60 51
Mar. 10	Georgia	(N2)	51 69

(N1) SEC-Big East Invitational (Pittsburgh, Pa.)
 (N2) SEC Tournament (Atlanta, Ga.)

2011-12 Won 15, Lost 16 (5-11 SEC)

COACH: Tony Barbee

CAPTAINS: Kenny Gabriel, Frankie Sullivan

		AU	Opp.
Nov. 11	McNeese State	(H)	84 62
Nov. 14	Kennesaw State	(H)	68 55
Nov. 25	Nicholls State	(H)	78 57
Nov. 28	Arkansas-Pine Bluff	(H)	72 59
Dec. 2	Seton Hall	(A1)	59 81
Dec. 14	South Florida	(H)	52 40
Dec. 17	North Florida	(H)	84 71
Dec. 19	Florida A&M	(H)	76 69
Dec. 22	Hawai'i	(A2)	65 62
Dec. 23	Long Beach State	(N1)	43 64
Dec. 25	UTEP	(N1)	76 83
Dec. 30	Georgia Southern	(H)	78 75
Jan. 2	Bethune-Cookman	(H)	67 41
Jan. 4	Florida State	(A)	56 85
Jan. 7	Vanderbilt	(A)	35 65
Jan. 11	Kentucky (NR,2)	(H)	53 68
Jan. 14	Ole Miss (2ot)	(H)	69 68
Jan. 17	LSU (ot)	(A)	58 65
Jan. 21	South Carolina	(H)	63 52
Jan. 25	Arkansas	(A)	53 56
Jan. 28	Tennessee	(A)	49 64
Feb. 1	Georgia	(H)	59 51
Feb. 4	Mississippi State (NR,19)	(A)	88 91
Feb. 7	Alabama	(H)	50 68
Feb. 11	Ole Miss	(A)	54 61
Feb. 18	Mississippi State (NR,23)	(H)	65 55
Feb. 21	Florida (NR,11)	(A)	47 63
Feb. 25	Arkansas	(H)	71 77
Feb. 29	Alabama	(A)	49 55
Mar. 3	LSU	(H)	67 52
Mar. 8	Ole Miss	(N2)	54 68

(A1) Big East-SEC Challenge (Newark, N.J.)
 (A2, N1) Hawaiian Airlines Diamond Head Classic (Honolulu, HI)
 (N2) SEC Tournament (New Orleans, La.)

2012-13 Won 9, Lost 23 (3-15 SEC)

COACH: Tony Barbee

		AU	Opp.
Nov. 9	IPFW	(H)	61 50
Nov. 15	Murray State	(N1)	59 79
Nov. 16	Col. of Charleston	(A1)	55 51
Nov. 18	Dayton	(N1)	63 73
Nov. 21	Boston College	(A)	49 50

Nov. 25	Rhode Island (2ot)	(H)	72	78
Nov. 30	DePaul	(H)	76	80
Dec. 11	Grambling State	(H)	92	42
Dec. 15	Furman	(H)	64	50
Dec. 18	Tennessee Tech	(H)	81	62
Dec. 22	Winthrop	(H)	67	74
Dec. 29	Illinois (NR,12)	(N2)	79	81
Jan. 2	Florida State	(H)	78	72
Jan. 9	LSU	(H)	68	63
Jan. 12	South Carolina	(A)	74	71
Jan. 16	Arkansas (2ot)	(A)	80	88
Jan. 19	Kentucky	(H)	73	75
Jan. 23	Vanderbilt	(A)	61	73
Jan. 26	Ole Miss (NR,23)	(H)	61	63
Jan. 30	Georgia	(A)	49	57
Feb. 2	Missouri (NR,17)	(A)	77	91
Feb. 6	Alabama	(H)	49	37
Feb. 9	Kentucky	(A)	62	72
Feb. 13	Arkansas	(H)	75	83
Feb. 16	Florida (NR,7)	(H)	52	83
Feb. 20	Texas A&M	(H)	56	65
Feb. 23	Ole Miss	(A)	55	88
Feb. 26	Alabama	(A)	43	61
Mar. 2	Vanderbilt	(H)	55	62
Mar. 6	Tennessee	(H)	75	82
Mar. 9	Mississippi State (ot)	(A)	71	74
Mar. 13	Texas A&M	(N3)	62	71

(N1, A1) Charleston Classic (Charleston, S.C.)
 (N2) United Center (Chicago, Ill.)
 (N3) SEC Tournament (Nashville, Tenn.)

2013-14 Won 14, Lost 16 (6-12 SEC)

COACH: Tony Barbee

CAPTAINS: Allen Payne and KT Harrell

		AU	Opp.
Nov. 8	Nicholls	(H)	76 54
Nov. 15	Northwestern State	(H)	92 111
Nov. 19	Jacksonville State	(H)	78 54
Nov. 23	Murray State	(H)	75 67
Nov. 26	Tennessee State	(H)	78 73
Dec. 2	Iowa State (NR,17)	(A)	70 99
Dec. 8	Illinois	(N1)	62 81
Dec. 19	Clemson	(H)	66 64
Dec. 22	Boston College	(H)	77 67
Dec. 30	Arkansas-Pine Bluff	(H)	91 59
Jan. 4	Florida A&M	(H)	81 50
Jan. 9	Ole Miss	(A)	62 65
Jan. 11	Missouri (NR,21)	(H)	68 70
Jan. 15	Tennessee	(A)	67 78
Jan. 18	Florida (NR,7)	(H)	61 68
Jan. 22	Mississippi State	(A)	74 82
Jan. 25	Arkansas	(A)	67 86
Jan. 30	Alabama	(H)	74 55
Feb. 1	Georgia	(H)	74 67
Feb. 5	South Carolina	(A)	79 74
Feb. 8	LSU	(A)	80 87
Feb. 12	Kentucky (NR,13)	(H)	56 64
Feb. 15	Mississippi State	(H)	92 82
Feb. 19	Florida (NR,2)	(A)	66 71
Feb. 22	Vanderbilt	(H)	59 67
Feb. 26	South Carolina	(H)	83 67
Mar. 1	Alabama	(A)	57 73
Mar. 5	Tennessee	(H)	54 82
Mar. 8	Texas A&M	(A)	69 64
Mar. 12	South Carolina	(N2)	56 74

(N1) Philips Arena (Atlanta, Ga.)
 (N2) SEC Tournament (Atlanta, Ga.)

2014-15 Won 15, Lost 20 (4-14 SEC)

COACH: Bruce Pearl

CAPTAINS: KT Harrell

		AU	Opp.
Nov. 14	Milwaukee	(H)	83 73
Nov. 17	Colorado	(A)	59 90
Nov. 21	Louisiana	(H)	105 80
Nov. 24	Tulsa	(N1)	35 53
Nov. 26	Oregon State	(N1)	71 69
Dec. 3	Texas Tech	(A)	44 46
Dec. 5	Coastal Carolina	(H)	54 58
Dec. 14	Clemson	(A)	61 72
Dec. 17	Winthrop	(H)	80 62
Dec. 20	Xavier (2ot)	(H)	89 88
Dec. 23	Texas Southern	(H)	61 60
Dec. 29	Middle Tennessee	(H)	64 48
Jan. 3	North Alabama	(H)	82 61
Jan. 6	Vanderbilt	(A)	52 64
Jan. 10	Missouri	(H)	85 79
Jan. 15	Florida	(A)	55 75
Jan. 17	South Carolina	(H)	71 68
Jan. 21	Mississippi State	(H)	71 78
Jan. 24	Alabama	(A)	55 57
Jan. 27	Texas A&M	(H)	61 71
Jan. 31	Tennessee	(A)	63 71
Feb. 5	LSU	(A)	81 77
Feb. 7	Ole Miss	(H)	79 86

2015-16 AUBURN BASKETBALL



YEAR-BY-YEAR SCORES

Feb. 10	Arkansas (NR, 23)	(H)	87	101
Feb. 14	Georgia	(A)	69	68
Feb. 17	Alabama	(H)	68	79
Feb. 21	Kentucky (NR, 1)	(A)	75	110
Feb. 24	LSU	(H)	61	84
Feb. 28	Texas A&M	(A)	55	80
Mar. 3	Missouri	(A)	61	63
Mar. 7	Georgia	(H)	61	64
Mar. 11	Mississippi State	(N2)	74	68
Mar. 12	Texas A&M	(N2)	66	59
Mar. 13	LSU	(N2)	73	70
Mar. 14	Kentucky (NR, 1)	(N2)	67	91

(N1) MGM Grand Main Event, Las Vegas, Nev.
(N2) SEC Tournament, Nashville, Tenn.

Numbers in parenthesis correspond to Auburn's national ranking first and opponent's national ranking heading into the game beginning with the 1950-51 season.



Auburn 100-point games by date

1/2/57	Howard	W	101-70
12/30/57	Howard	W	106-47
12/2/58	Jacksonville State	W	111-54
12/27/58	Florence State	W	104-78
2/14/59	LSU	W	115-67
12/7/59	Howard	W	104-57
12/3/63	Howard	W	102-44
12/29/64	vs. Furman	W	107-86
2/13/65	LSU	W	101-60
12/1/66	The Citadel	W	105-83
2/14/70	Alabama	W	121-78
12/29/71	at Furman	W	103-78
2/12/72	at Florida	W	103-100
1/6/75	Ole Miss	W	104-86
2/24/75	LSU	W	110-94
3/3/75	VCU	W	117-72
1/3/76	at LSU	W	102-86
3/8/76	Ole Miss	W	103-88
12/16/77	at VCU	W	109-59
12/10/77	vs. Oklahoma State	W	112-94
3/6/78	Tennessee	W	107-94
12/13/80	Eckerd College	W	106-66
12/21/81	Cal State-Chico	W	104-61
12/18/82	Florida International	W	115-77
12/19/83	Eastern Kentucky	W	100-60
12/11/86	Austin Peay	W	115-93
12/13/86	Southwestern Louisiana	W	107-91
3/1/87	LSU	W	100-62
11/27/87	vs. South Alabama	W	120-67
12/12/87	at Illinois	L	103-107(ot)
12/10/88	Texas Southern	W	109-81
11/25/91	SIU Edwardsville	W	109-86
12/11/91	Troy State	W	141-116
12/28/91	vs. Eastern Kentucky	W	104-92
2/29/92	Ole Miss	W	110-84
1/23/93	at #8 Arkansas	W	100-89
12/9/93	Troy State	W	113-86
12/18/93	at Old Dominion	W	101-87
1/15/94	#3 Arkansas	L	105-117
2/12/94	LSU	W	111-83
12/17/94	Alabama State	W	102-62
1/14/95	#4 Arkansas	W	104-90
1/6/96	Arkansas	W	101-76
11/13/98	Southeastern Louisiana	W	114-60
2/13/99	Alabama	W	102-61
11/21/99	Arkansas-Pine Bluff	W	100-44
12/20/99	at Puerto Rico-Mayaguez	W	109-52
1/2/00	Stony Brook	W	100-45
12/5/00	Grambling	W	104-60
12/16/00	vs. Oregon	W	101-97
11/26/02	Georgia State	W	100-71
11/29/03	vs. Grambling State	W	105-56
11/21/14	Louisiana	W	105-80
11/27/15	Northwestern State	W	119-81

Auburn 100-point games by Auburn points

12/11/91	Troy State	W	141-116
2/14/70	Alabama	W	121-78
11/27/87	vs. South Alabama	W	120-67
11/27/15	Northwestern State	W	119-81
3/3/75	VCU	W	117-72
12/11/86	Austin Peay	W	115-93
12/18/82	Florida International	W	115-77
2/14/59	LSU	W	115-67
11/13/98	Southeastern Louisiana	W	114-60
12/9/93	Troy State	W	113-86
12/10/77	vs. Oklahoma State	W	112-94
2/12/94	LSU	W	111-83
12/2/58	Jacksonville State	W	111-54
2/29/92	Ole Miss	W	110-84

2/24/75	LSU	W	110-94
12/20/99	at Puerto Rico-Mayaguez	W	109-52
11/25/91	SIU Edwardsville	W	109-86
12/10/88	Texas Southern	W	109-81
12/16/77	at VCU	W	109-59
12/13/86	Southwestern Louisiana	W	107-91
3/6/78	Tennessee	W	107-94
12/29/64	vs. Furman	W	107-86
12/13/80	Eckerd College	W	106-66
12/30/57	Howard	W	106-47
11/21/14	Louisiana	W	105-80
11/29/03	vs. Grambling State	W	105-56
1/15/94	#3 Arkansas	L	105-117
12/1/66	The Citadel	W	105-83
12/5/00	Grambling	W	104-60
1/14/95	#4 Arkansas	W	104-90
12/28/91	vs. Eastern Kentucky	W	104-92
1/6/75	Ole Miss	W	104-86
12/21/81	Cal State-Chico	W	104-61
12/7/59	Howard	W	104-57
12/27/58	Florence State	W	104-78
12/12/87	at Illinois	L	103-107(OT)
3/8/76	Ole Miss	W	103-88
2/12/72	at Florida	W	103-100
12/29/71	at Furman	W	103-78
2/13/99	Alabama	W	102-61
12/17/94	Alabama State	W	102-62
1/3/76	at LSU	W	102-86
12/3/63	Howard	W	102-44
12/16/00	vs. Oregon	W	101-97
1/6/96	Arkansas	W	101-76
12/18/93	at Old Dominion	W	101-87
2/13/65	LSU	W	101-60
12/5/77	Howard	W	101-70
11/26/02	Georgia State	W	100-71
1/2/00	Stony Brook	W	100-45
11/21/99	Arkansas-Pine Bluff	W	100-44
1/23/93	at #8 Arkansas	W	100-89
3/1/87	LSU	W	100-62
12/19/83	Eastern Kentucky	W	100-60

Opponent 100-point games by date

2/27/54	vs. Kentucky	L	79-109
2/25/57	at Kentucky	L	85-103
1/30/65	at Vanderbilt	L	77-105
1/29/66	at Kentucky	L	78-115
2/3/69	at Kentucky	L	93-105
3/2/70	at #1 Kentucky	L	81-102
12/12/70	at Ole Miss	L	96-108
1/9/71	LSU	L	92-106
1/23/71	at Vanderbilt	L	86-107
2/1/71	at #11 Kentucky	L	76-114
2/15/71	at LSU	L	94-114
3/1/71	#10 Kentucky	L	83-102
12/16/71	at Louisiana Tech	L	82-107
2/12/72	at Florida	W	103-100
3/6/72	at Kentucky	L	67-102
12/18/72	at Dayton	L	63-106
2/10/75	at #5 Kentucky	L	76-119
12/17/77	at Iona College	L	82-105
1/9/78	#1 Kentucky	L	77-101
2/6/78	at #1 Kentucky	L	81-104
2/20/78	LSU	L	95-101(OT)
2/4/81	at #6 Kentucky	L	74-102
2/1/87	#3 UNLV	L	85-104
2/14/87	at Tennessee	L	84-103
3/14/87	vs. #3 Indiana	L	90-107
12/12/88	at Illinois	L	103-107(OT)
3/19/88	vs. #8 Oklahoma	L	87-107
1/7/89	at LSU	L	77-104
2/8/89	#19 LSU	L	91-104

2/25/89	at UAB	L	76-105
11/26/89	at Alaska-Anchorage	L	94-109
3/2/91	at #13 Kentucky	L	93-114
12/11/91	Troy State	W	141-116
12/21/91	vs. South Alabama	L	87-107
1/4/92	at #16 Arkansas	L	92-110
12/28/93	vs. #7 Michigan	L	81-102
1/15/94	#3 Arkansas	L	105-117
2/21/98	at Arkansas	L	83-107
2/24/99	at Arkansas	L	88-104
1/25/00	at #11 Tennessee	L	76-105
3/2/04	at #5 Mississippi State	L	91-105
2/15/06	at #8 Tennessee	L	89-105
12/20/10	Sam Houston State	L	89-107
11/15/13	Northwestern State	L	92-111
2/10/15	#23 Arkansas	L	87-101
2/21/15	at #1 Kentucky	L	75-110

Opponent 100-point games by points allowed

2/10/75	at #5 Kentucky	L	76-119
1/15/94	#3 Arkansas	L	105-117
12/11/91	Troy State	W	141-116
1/29/66	at #2 Kentucky	L	78-115
3/2/91	at #13 Kentucky	L	93-114
2/15/71	at LSU	L	94-114
2/1/71	at #11 Kentucky	L	76-114
11/15/13	Northwestern State	L	92-111
2/21/15	at #1 Kentucky	L	75-110
1/4/92	at #16 Arkansas	L	92-110
11/26/89	at Alaska-Anchorage	L	94-109
2/27/54	vs. #2 Kentucky	L	79-109
12/12/70	at Ole Miss	L	96-108
12/20/10	Sam Houston State	L	89-107
2/21/98	at Arkansas	L	83-107
12/21/91	vs. South Alabama	L	87-107
3/19/88	vs. #8 Oklahoma	L	87-107
12/12/88	at Illinois	L	103-107(OT)
3/14/87	vs. #3 Indiana	L	90-107
12/16/71	at Louisiana Tech	L	82-107
1/23/71	at Vanderbilt	L	86-107
12/18/72	at Dayton	L	63-106
1/9/71	LSU	L	92-106
2/15/06	at #8 Tennessee	L	89-105
3/2/04	at #5 Mississippi State	L	91-105
1/25/00	at #11 Tennessee	L	76-105
2/25/89	at UAB	L	76-105
12/17/77	at Iona College	L	82-105
2/3/69	at #5 Kentucky	L	93-105
1/30/65	at Vanderbilt	L	77-105
2/24/99	at Arkansas	L	88-104
2/8/89	#19 LSU	L	91-104
1/7/89	at LSU	L	77-104
2/1/87	#3 UNLV	L	85-104
2/6/78	at #1 Kentucky	L	81-104
2/14/87	at Tennessee	L	84-103
2/25/57	at #3 Kentucky	L	85-103
12/28/93	vs. #7 Michigan	L	81-102
2/4/81	at #6 Kentucky	L	74-102
3/6/72	at Kentucky	L	67-102
3/1/71	#10 Kentucky	L	83-102
3/2/70	at #1 Kentucky	L	81-102
2/10/15	#23 Arkansas	L	87-101
2/20/78	LSU	L	95-101(OT)
1/9/78	#1 Kentucky	L	77-101
2/12/72	at Florida	W	103-100



Overtime Records (1906-2015)

Season	Opponent	AU-Opp	Site	Season	Opponent	AU-Opp	Site
1906-07	Columbus YMCA	29-27		2000-01	Toledo	90-95 (2ot)	N
1920-21	Mercer	36-31	H		Oregon	101-97	N
1923-24	Birmingham Ath. Club	32-36			Tennessee	88-96 (2ot)	H
1926-27	Georgia Tech	20-22	A		Georgia	80-85	A
1930-31	North Carolina State	30-28			Alabama	72-69	H
1939-40	Georgia Tech	39-38	H	2002-03	Saint Joseph's (NCAA Tour.)	65-63	N
1950-51	Georgia	69-68	H	2003-04	South Carolina	51-53	H
	Florida	83-77	H	2004-05	Colorado State	79-76	H
1953-54	Howard	70-63	A		UNLV	87-91	H
1955-56	Rice	80-82 (2ot)	A		Florida	78-84	H
	Georgia Tech	77-74	H	2006-07	Nicholls State	92-87	H
1956-57	Alabama	92-88	N	2008-09	Dayton	59-60	N
	Georgia Tech	67-76	A	2009-10	Arkansas	79-82	A
	Alabama	79-81 (2ot)	N		Mississippi State	75-85	A
1959-60	Tulane	53-51	A	2010-11	UNC Asheville	69-70	H
	Alabama	63-61	A		Georgia Southern	88-84	H
1960-61	Georgia Tech	43-48	H		Georgia	72-81	A
	Alabama	66-71	A	2011-12	Ole Miss	69-68 (2ot)	H
1962-63	Florida State	77-70 (2ot)	A		LSU	58-65	A
	Houston	71-69	A	2012-13	Rhode Island	72-78 (2ot)	H
	Alabama	81-78	N		Arkansas	80-88 (2ot)	A
	Georgia	70-67	H		Mississippi State	71-74	A
	Alabama	74-67	N	2014-15	Xavier	89-88 (2ot)	H
1963-64	Miss. State	64-63	A		LSU (SEC Tour.)	73-70	N
	Ole Miss	58-59	A	Won 48, Lost 51 (.485)			
1965-66	Columbia	76-75	A	(Bold - Games won by Auburn)			
1966-67	Georgia Tech	76-78	A				
	Mississippi State	55-59	A				
	Alabama	99-96	A				
1967-68	Tennessee	54-63	H				
1968-69	Florida	81-80	H				
1969-70	Mississippi State	71-69	A				
1972-73	Georgia	72-84	A				
	Florida	74-76	H				
1973-74	Kentucky	99-97	H				
1974-75	Georgia	90-93	A				
1975-76	SMU	85-87	A				
	Kentucky	91-84	H				
	Tennessee	73-72	H				
1976-77	Vanderbilt	76-71	A				
1977-78	LSU	95-101	H				
	Mississippi State	82-83	A				
1978-79	Kentucky	83-86	H				
	Florida	93-92	A				
	Ole Miss	56-54 (2ot)	H				
	Georgia	95-91 (4ot)	N				
1979-80	Arkansas State	62-69	N				
	Alabama	46-50	H				
	Georgia	69-65	A				
1980-81	Air Force	46-48	N				
	Florida	48-50	N				
1981-82	Kentucky	83-81	H				
	Mississippi State	38-36	N				
1983-84	UAB	62-69	A				
1984-85	Kentucky	47-49	H				
	Florida	81-78	A				
	Alabama	72-74 (2ot)	A				
	Alabama	53-49	N				
1985-86	Southwestern Louisiana	64-66	A				
	Georgia	87-86	A				
1986-87	Georgia	62-58	H				
1987-88	Illinois	103-107	A				
1990-91	Georgia	59-58 (2ot)	A				
	Florida	84-87	H				
1993-94	Georgia	80-83	H				
	Mississippi State	86-91	H				
	Ole Miss	85-88 (2ot)	A				
1995-96	Mississippi State	75-78	H				
	Tulane (NIT)	73-87	H				
1996-97	Colorado	72-78	N				
	Hawaii-Hilo	98-92	A				
1997-98	Mississippi State	68-66	H				
	Marquette (NIT)	60-75	A				
1999-2000	Ole Miss	77-79	A				
	South Carolina	77-72	N				

**Ranked Auburn v. Opponents by Auburn Ranking (Overall: 97-38)****No. 1 Auburn v. Opponents (Overall: 0-0)**

No. 2 Auburn v. Opponents (Overall: 1-4)			
2/21/59	#2 Auburn at #3 Kentucky	L	56-75
2/23/59	Tennessee at #2 Auburn	L	55-56
2/24/99	#2 Auburn at Arkansas	L	84-104
2/27/99	#2 Auburn at Miss. St.	W	76-73
11/27/99	#2 Auburn vs. #7 Stanford	L	58-67

No. 3 Auburn v. Opponents (Overall: 5-0)

2/9/99	Ole Miss at #3 Auburn	W	95-66
2/13/99	Alabama at #3 Auburn	W	102-61
2/17/99	Vanderbilt at #3 Auburn	W	81-63
11/19/99	UAB at #3 Auburn	W	65-59
11/21/99	Arkansas-PB at #3 Auburn	W	100-44

No. 4 Auburn v. Opponents (Overall: 15-3)

1/31/59	#4 Auburn at Vanderbilt	W	64-61
2/3/59	#4 Auburn at Georgia Tech	W	51-40
2/7/59	Georgia at #4 Auburn	W	95-69
2/9/59	Florida at #4 Auburn	W	93-71
2/14/59	LSU at #4 Auburn	W	115-67
2/16/59	Tulane at #4 Auburn	W	79-56
3/5/99	#4 Auburn vs. Alabama	W	93-61
3/6/99	#4 Auburn vs. #14 Kentucky	L	57-69
3/11/99	#4 Auburn vs. Winthrop	W	80-41
3/13/99	#4 Auburn vs. Oklahoma St.	W	81-74
3/18/99	#4 Auburn vs. Ohio State	L	64-72
12/30/99	Southern Miss at #4 Auburn	W	56-50
1/2/00	Stony Brook at #4 Auburn	W	100-45
1/8/00	Georgia at #4 Auburn	W	67-52
1/11/00	#20 Kentucky at #4 Auburn	W	66-63
1/16/00	#4 Auburn at Mississippi St.	W	51-45
1/19/00	South Carolina at #4 Auburn	W	65-61
1/22/00	#4 Auburn at Ole Miss	L	77-79 (ot)

No. 5 Auburn v. Opponents (Overall: 6-2)

1/17/59	#5 Auburn vs. Alabama	W	57-55
1/21/59	Georgia Tech at #5 Auburn	W	66-55
1/24/59	#5 Auburn at Georgia	W	81-61
12/28/86	#5 Auburn vs. Iowa State	W	89-87
12/29/86	#5 Auburn vs. UTEP	L	82-87
1/3/87	#11 Kentucky at #5 Auburn	L	60-63
12/1/99	Belmont at #5 Auburn	W	65-56
12/5/99	Florida State at #5 Auburn	W	55-54

No. 6 Auburn v. Opponents (Overall: 11-1)

1/10/59	#6 Auburn at Florida	W	63-54
2/28/59	#6 Auburn vs. Alabama	W	69-50
12/18/86	Augusta Col. at #6 Auburn	W	89-66
1/20/99	#6 Auburn at #7 Kentucky	L	62-72
1/23/99	#6 Auburn at Alabama	W	73-58
2/3/99	#6 Auburn at South Carolina	W	76-48
2/6/99	LSU at #6 Auburn	W	80-54
12/13/99	Coppin St. at #6 Auburn	W	63-35
12/16/99	#6 Auburn vs. Bradley	W	78-64
12/20/99	#6 Auburn vs. Puerto Rico-Mayaguez	W	109-52
12/21/99	#6 Auburn vs. Virginia Tech	W	73-63
12/22/99	#6 Auburn vs. Pepperdine	W	87-67

No. 7 Auburn v. Opponents (Overall: 6-1)

12/11/86	Austin Peay at #7 Auburn	W	115-93
12/13/86	SW Louisiana at #7 Auburn	W	107-91
12/15/86	#7 Auburn at Eastern Kentucky	W	97-82
12/27/99	Mississippi St. at #7 Auburn	W	64-54
1/30/99	#7 Auburn at Georgia	W	85-74
1/25/00	#7 Auburn at #11 Tennessee	L	76-105
1/29/00	Mississippi St. at #7 Auburn	W	73-57

No. 8 Auburn v. Opponents (Overall: 5-3)

12/27/58	Florence St. at #8 Auburn	W	104-78
12/29/58	#8 Auburn at Florida State	W	69-62
1/13/99	#8 Auburn at Ole Miss	W	74-59
1/16/99	Florida at #8 Auburn	W	88-69
12/11/99	#8 Auburn vs. Pennsylvania	W	77-70
2/9/00	#8 Auburn at #25 LSU	L	68-83
2/22/00	#8 Auburn at Alabama	L	64-68
2/27/00	#8 Auburn at #9 Florida	L	59-88

No. 9 Auburn v. Opponents (Overall: 3-0)

1/3/59	#8 Mississippi St. at #9 Auburn	W	97-66
1/5/59	Ole Miss at #9 Auburn	W	60-47
1/2/61	Florence State at #9 Auburn	W	76-50

No. 10 Auburn v. Opponents (Overall: 3-3)

1/7/61	Mississippi St. at #10 Auburn	L	48-56
11/22/85	#10 Auburn vs. West Virginia	L	58-75
1/14/87	Tennessee at #10 Auburn	W	66-56
1/17/87	#10 Auburn at Vanderbilt	L	75-91
2/2/00	Alabama at #10 Auburn	W	77-63
2/5/00	Arkansas at #10 Auburn	W	73-55

No. 11 Auburn v. Opponents (Overall: 4-0)

12/16/60	#11 Auburn vs. Virginia Tech	W	76-73
12/17/60	#11 Auburn vs. Alabama	W	74-62
2/16/00	#11 Auburn at #24 Vanderbilt	W	86-80
2/19/00	Ole Miss at #11 Auburn	W	75-72

No. 12 Auburn v. Opponents (Overall: 2-0)

11/28/86	#12 Auburn at UAB	W	68-58
12/1/86	Armstrong St. at #12 Auburn	W	94-54

No. 13 Auburn v. Opponents (Overall: 6-2)

12/17/58	Florida State at #13 Auburn	W	95-74
12/19/58	#13 Auburn vs. Wyoming	W	70-47
12/20/58	#13 Auburn vs. Alabama	W	79-60
2/27/60	#13 Auburn vs. Alabama	W	63-61 (ot)
1/7/87	Georgia at #13 Auburn	W	62-58 (ot)
1/10/87	#13 Auburn at Mississippi St.	W	66-52
3/1/00	#12 LSU at #13 Auburn	L	53-55
3/5/00	#13 Auburn at Arkansas	L	55-64

No. 14 Auburn v. Opponents (Overall: 3-1)

1/27/75	Georgia at #14 Auburn	W	65-64
2/1/75	#14 Auburn at #9 Alabama	L	53-77
1/6/99	#18 Arkansas at #14 Auburn	W	83-66
1/9/99	#14 Auburn at LSU	W	73-70

No. 15 Auburn v. Opponents (Overall: 2-0)

12/29/98	Bethune-Cookman at #15 Auburn	W	99-46
1/2/99	Tennessee at #15 Auburn	W	90-62

No. 16 Auburn v. Opponents (Overall: 1-1)

3/1/1958	#16 Auburn vs. Alabama	W	67-65
2/11/84	#16 Auburn at #6 Kentucky	L	64-84

No. 17 Auburn v. Opponents (Overall: 8-2)

2/13/60	#17 Auburn at LSU	W	63-61
2/15/60	#17 Auburn at Tulane	W	53-51 (ot)
2/20/60	Kentucky at #17 Auburn	W	61-60
2/22/60	Tennessee at #17 Auburn	W	72-63
12/3/75	#17 Auburn at Western Carolina	W	88-76
12/13/75	#17 Auburn at South Florida	W	79-78
12/19/75	#17 Auburn vs. SMU	L	85-87 (ot)
12/20/75	#17 Auburn vs. Tulsa	W	92-74
1/22/87	#17 Auburn at #13 Alabama	L	82-88
1/24/87	Ole Miss at #17 Auburn	W	85-61

No. 18 Auburn v. Opponents (Overall: 3-2)

1/28/87	#18 Auburn at LSU	L	73-75
1/31/87	#19 Florida at #18 Auburn	W	81-68
2/1/87	#3 UNLV at #18 Auburn	L	85-104
12/15/98	Wofford at #18 Auburn	W	79-51
12/19/98	#18 Auburn at Navy	W	88-70

No. 19 Auburn v. Opponents (Overall: 3-1)

1/31/84	Ole Miss at #19 Auburn	W	60-50
2/5/84	#19 Auburn at Florida	W	67-65
1/13/88	#19 Auburn at Georgia	L	68-87
1/16/88	Mississippi St. at #19 Auburn	W	65-57

No. 20 Auburn v. Opponents (Overall: 3-5)

1/15/55	#20 Auburn vs. #14 Alabama	L	78-99
1/25/75	#20 Auburn at LSU	W	87-78
12/28/76	#20 Auburn vs. Creighton	L	76-81
12/29/76	#20 Auburn vs. Rutgers	W	78-75
1/3/77	#4 Alabama at #20 Auburn	L	71-74
1/22/83	Georgia at #20 Auburn	W	66-64
2/4/87	#20 Auburn at Kentucky	L	71-75
2/7/87	#20 Auburn at Georgia	L	71-75

No. 21 Auburn v. Opponents (Overall: 0-1)

1/24/96	#21 Auburn at Ole Miss	L	69-82
---------	------------------------	---	-------

No. 22 Auburn v. Opponents (Overall: 3-3)

1/31/96	#22 Auburn at Vanderbilt	L	62-76
2/4/96	Mississippi St. at #22 Auburn	L	75-78 (ot)
2/7/96	South Carolina at #22 Auburn	W	84-73
2/10/96	#22 Auburn at Florida	W	73-70
3/16/00	#22 Auburn vs. Creighton	W	72-69
3/18/00	#22 Auburn vs. #6 Iowa St.	L	60-79

No. 23 Auburn v. Opponents (Overall: 3-1)

1/21/96	LSU at #23 Auburn	W	95-87
3/10/00	#23 Auburn vs. #10 Florida	W	78-70
3/11/00	#23 Auburn vs. South Carolina	W	77-72 (ot)
3/12/00	#23 Auburn vs. Arkansas	L	67-75

No. 24 Auburn v. Opponents (Overall: 1-2)

12/12/98	#24 Auburn at UAB	W	77-64
1/22/03	#24 Auburn at #8 Kentucky	L	51-67
1/25/03	#24 Auburn at #19 Georgia	L	79-85

No. 25 Auburn v. Opponents (Overall: 0-0)



Ranked Auburn v. Opponents by Date (Overall: 97-38)

1/15/55	#20 Auburn vs. #14 Alabama	L	78-99	1/31/96	#22 Auburn at Vanderbilt	L	62-76
3/1/58	#16 Auburn vs. Alabama	W	67-65	2/4/96	Mississippi St. at #22 Auburn	L	75-78 (ot)
12/17/58	Florida State at #13 Auburn	W	95-74	2/7/96	South Carolina at #22 Auburn	W	84-73
12/19/58	#13 Auburn vs. Wyoming	W	70-47	2/10/96	#22 Auburn at Florida	W	73-70
12/20/58	#13 Auburn vs. Alabama	W	79-60	12/12/98	#24 Auburn at UAB	W	77-64
12/27/58	Florence State at #8 Auburn	W	104-78	12/15/98	Wofford at #18 Auburn	W	79-51
12/29/58	#8 Auburn at Florida State	W	69-62	12/19/98	#18 Auburn at Navy	W	88-70
1/3/59	Mississippi St. at #9 Auburn	W	97-66	12/29/98	Bethune Cookman at #15 Auburn	W	99-46
1/5/59	Ole Miss at #9 Auburn	W	60-47	1/2/99	Tennessee at #15 Auburn	W	90-62
1/10/59	#6 Auburn at Florida	W	63-54	1/6/99	#18 Arkansas at #14 Auburn	W	83-66
1/17/59	#5 Auburn vs. Alabama	W	57-55	1/9/99	#14 Auburn at LSU	W	73-70
1/21/59	Georgia Tech at #5 Auburn	W	66-55	1/13/99	#8 Auburn at Ole Miss	W	74-59
1/24/59	#5 Auburn at Georgia	W	81-61	1/16/99	Florida at #8 Auburn	W	88-69
1/31/59	#4 Auburn at Vanderbilt	W	64-61	1/20/99	#6 Auburn at #7 Kentucky	L	62-72
2/3/59	#4 Auburn at Georgia Tech	W	51-40	1/23/99	#6 Auburn at Alabama	W	73-58
2/7/59	Georgia at #4 Auburn	W	95-69	1/27/99	Mississippi St. at #7 Auburn	W	64-54
2/9/59	Florida at #4 Auburn	W	93-71	1/30/99	#7 Auburn at Georgia	W	85-74
2/14/59	LSU at #4 Auburn	W	115-67	2/3/99	#6 Auburn at South Carolina	W	76-48
2/16/59	Tulane at #4 Auburn	W	79-56	2/6/99	LSU at #6 Auburn	W	80-54
2/21/59	#2 Auburn at #3 Kentucky	L	56-75	2/9/99	Ole Miss at #3 Auburn	W	95-66
2/23/59	#2 Auburn at Tennessee	L	55-56	2/13/99	Alabama at #3 Auburn	W	102-61
2/28/59	#6 Auburn vs. Alabama	W	69-50	2/17/99	Vanderbilt at #3 Auburn	W	81-63
2/13/60	#17 Auburn at LSU	W	63-61	2/24/99	#2 Auburn at Arkansas	L	84-104
2/15/60	#17 Auburn at Tulane	W	53-51 (ot)	2/27/99	#2 Auburn at Mississippi St.	W	76-73
2/20/60	Kentucky at #17 Auburn	W	61-60	3/5/99	#4 Auburn vs. Alabama	W	93-61
2/22/60	Tennessee at #17 Auburn	W	72-63	3/6/99	#4 Auburn vs. #14 Kentucky	L	57-69
2/27/60	#13 Auburn vs. Alabama	W	63-61 (ot)	3/11/99	#4 Auburn vs. Winthrop	W	80-41
12/16/60	#11 Auburn vs. Virginia Tech	W	76-73	3/13/99	#4 Auburn vs. Oklahoma St.	W	81-74
12/17/60	#11 Auburn vs. Alabama	W	74-62	3/18/99	#4 Auburn vs. Ohio State	L	64-72
1/2/61	Florence State at #9 Auburn	W	76-50	11/19/99	UAB at #3 Auburn	W	65-59
1/7/61	Mississippi St. at #10 Auburn	L	48-56	11/21/99	Arkansas-PB at #3 Auburn	W	100-44
1/25/75	#20 Auburn at LSU	W	87-78	11/27/99	#2 Auburn vs. #7 Stanford	L	58-67
1/27/75	Georgia at #14 Auburn	W	65-64	12/1/99	Belmont at #5 Auburn	W	65-56
2/1/75	#14 Auburn at #9 Alabama	L	53-77	12/5/99	Florida State at #5 Auburn	W	55-54
12/3/75	#17 Auburn at Western Carolina	W	88-76	12/11/99	#8 Auburn vs. Pennsylvania	W	77-70
12/13/75	#17 Auburn at South Florida	W	79-78	12/13/99	Coppin St. at #6 Auburn	W	63-35
12/19/75	#17 Auburn vs. SMU	L	85-87 (ot)	12/16/99	#6 Auburn vs. Bradley	W	78-64
12/20/75	#17 Auburn vs. Tulsa	W	92-74	12/20/99	#6 Auburn v. Puerto Rico-Mayaguez	W	109-52
12/28/76	#20 Auburn vs. Creighton	L	76-81	12/21/99	#6 Auburn vs. Virginia Tech	W	73-63
12/29/76	#20 Auburn vs. Rutgers	W	78-75	12/22/99	#6 Auburn vs. Pepperdine	W	87-67
1/3/77	#4 Alabama at #20 Auburn	L	71-74	12/30/99	Southern Miss at #4 Auburn	W	56-50
1/22/83	Georgia at #20 Auburn	W	66-64	1/2/00	Stony Brook at #4 Auburn	W	100-45
1/31/84	Ole Miss at #19 Auburn	W	60-50	1/8/00	Georgia at #4 Auburn	W	67-52
2/5/84	#19 Auburn at Florida	W	67-65	1/11/00	#20 Kentucky at #4 Auburn	W	66-63
2/11/84	#16 Auburn at #6 Kentucky	L	64-84	1/16/00	#4 Auburn at Mississippi St.	W	51-45
11/22/85	#10 Auburn vs. West Virginia	L	58-75	1/19/00	South Carolina at #4 Auburn	W	65-61
11/28/86	#12 Auburn at UAB	W	68-58	1/22/00	#4 Auburn at Ole Miss	L	77-79 (ot)
12/1/86	Armstrong St. at #12 Auburn	W	94-54	1/25/00	#7 Auburn at #11 Tennessee	L	76-105
12/11/86	Austin Peay at #7 Auburn	W	115-93	1/29/00	Mississippi St. at #7 Auburn	W	73-57
12/13/86	SW Louisiana at #7 Auburn	W	107-91	2/2/00	Alabama at #10 Auburn	W	77-63
12/15/86	#7 Auburn at Eastern Kentucky	W	97-82	2/5/00	Arkansas at #10 Auburn	W	73-55
12/18/86	Augusta College at #6 Auburn	W	89-66	2/9/00	#8 Auburn at #25 LSU	L	68-83
12/28/86	#5 Auburn vs. Iowa State	W	89-87	2/16/00	#11 Auburn at #24 Vanderbilt	W	86-80
12/29/86	#5 Auburn vs. UTEP	L	82-87	2/19/00	Ole Miss at #11 Auburn	W	75-72
1/3/87	#11 Kentucky at #5 Auburn	L	60-63	2/22/00	#8 Auburn at Alabama	L	64-68
1/7/87	Georgia at #13 Auburn	W	62-58 (ot)	2/27/00	#8 Auburn at #9 Florida	L	59-88
1/10/87	#13 Auburn at Mississippi St.	W	66-52	3/1/00	#12 LSU at #13 Auburn	L	53-55
1/14/87	Tennessee at #10 Auburn	W	66-56	3/5/00	#13 Auburn at Arkansas	L	55-64
1/17/87	#10 Auburn at Vanderbilt	L	75-91	3/10/00	#23 Auburn vs. #10 Florida	W	78-70
1/22/87	#17 Auburn at #13 Alabama	L	82-88	3/11/00	#23 Auburn vs. South Carolina	W	77-72 (ot)
1/24/87	Ole Miss at #17 Auburn	W	85-61	3/12/00	#23 Auburn vs. Arkansas	L	67-75
1/28/87	#18 Auburn at LSU	L	73-75	3/16/00	#22 Auburn vs. Creighton	W	72-69
1/31/87	#19 Florida at #18 Auburn	W	81-68	3/18/00	#22 Auburn vs. #6 Iowa St.	L	60-79
1/1/87	#3 UNLV at #18 Auburn	L	85-104	1/22/03	#24 Auburn at #8 Kentucky	L	51-67
2/4/87	#20 Auburn at Kentucky	L	71-75	1/25/03	#24 Auburn at #19 Georgia	L	79-85
2/7/87	#20 Auburn at Georgia	L	71-75				
1/13/88	#19 Auburn at Georgia	L	68-87				
1/16/88	Mississippi St. at #19 Auburn	W	65-57				
1/21/96	LSU at #23 Auburn	W	95-87				
1/24/96	#21 Auburn at Ole Miss	L	69-82				

**Auburn v. Ranked Opponents by Opponent Ranking (Overall: 59-199)****Auburn v. #1 Teams (Overall: 1-11)**

3/2/51	Auburn vs. #1 Kentucky	L	54-84
2/12/66	#1 Kentucky at Auburn	L	64-77
12/1/69	#1 South Carolina at Auburn	L	64-86
3/2/70	Auburn at #1 Kentucky	L	81-102
1/9/78	#1 Kentucky at Auburn	L	77-101
2/6/78	Auburn at #1 Kentucky	L	81-104
1/9/88	Auburn at #1 Kentucky	W	53-52
2/26/94	Auburn at #1 Arkansas	L	81-91
2/27/96	#1 Kentucky at Auburn	L	73-88
1/27/07	#1 Florida at Auburn	L	66-91
2/21/15	Auburn at #1 Kentucky	L	75-110
3/14/15	Auburn vs. #1 Kentucky	L	67-91

Auburn v. #2 Teams (Overall: 1-14)

2/27/54	Auburn vs. #2 Kentucky	L	79-109
2/26/55	Auburn at #2 Kentucky	L	59-93
1/29/66	Auburn at #2 Kentucky	L	78-115
2/2/70	#2 Kentucky at Auburn	L	83-84
1/15/77	#2 Kentucky at Auburn	L	68-75
1/2/80	Auburn at #2 Kentucky	L	65-67
2/28/80	Auburn vs. #2 Kentucky	L	61-69
1/13/84	#2 Kentucky at Auburn	W	82-63
2/27/93	Auburn at #2 Kentucky	L	78-80
3/15/03	Auburn vs. #2 Kentucky	L	58-78
1/14/06	Auburn at #2 Florida	L	57-69
12/3/06	#2 Pittsburgh at Auburn	L	66-74
2/20/08	Auburn at #2 Tennessee	L	70-89
1/11/12	#2 Kentucky at Auburn	L	53-68
2/19/14	Auburn at #2 Florida	L	66-71

Auburn v. #3 Teams (Overall: 0-15)

1/5/51	Auburn at #3 Kentucky	L	35-79
3/2/56	Auburn vs. #3 Alabama	L	82-93
2/25/57	Auburn at #3 Kentucky	L	85-103
2/21/59	#2 Auburn at #3 Kentucky	L	56-75
2/26/62	#3 Kentucky at Auburn	L	60-63
2/22/64	Auburn vs. #3 Kentucky	L	79-99
12/3/70	Auburn at #3 South Carolina	L	69-86
2/12/77	Auburn at #3 Kentucky	L	82-89
1/30/80	#3 Kentucky at Auburn	L	62-64
1/6/82	Auburn at #3 Kentucky	L	71-83
3/10/84	Auburn vs. #3 Kentucky	L	49-51
2/1/87	#3 UNLV at #18 Auburn	L	85-104
3/14/87	Auburn vs. #3 Indiana	L	90-107
1/14/94	#3 Arkansas at Auburn	L	105-117
3/10/95	Auburn vs. #3 Kentucky	L	81-93

Auburn v. #4 Teams (Overall: 3-5)

1/31/66	Auburn at #4 Vanderbilt	L	63-68
1/3/77	#4 Alabama at #20 Auburn	W	74-71
1/7/81	#4 Kentucky at Auburn	L	66-79
2/18/81	Auburn at #4 LSU	L	47-58
3/16/86	Auburn vs. #4 St. John's	W	81-65
1/14/95	#4 Arkansas at Auburn	W	104-90
1/18/97	Auburn at #4 Kentucky	L	53-77
3/1/03	#4 Florida at Auburn	L	70-73

Auburn v. #5 Teams (Overall: 2-9)

2/1/64	#5 Vanderbilt at Auburn	W	81-63
2/14/66	#5 Vanderbilt at Auburn	L	76-91
2/26/68	Auburn at #5 Kentucky	L	57-89
2/3/69	Auburn at #5 Kentucky	L	93-105
2/18/74	#5 Vanderbilt at Auburn	L	79-89
2/13/80	#5 LSU at Auburn	L	44-50
1/21/81	#5 LSU at Auburn	L	64-74
1/5/83	#5 Alabama at Auburn	W	91-80
1/6/01	#5 Tennessee at Auburn	L	88-96
3/2/04	Auburn at #5 Mississippi St.	L	91-105
2/23/05	Auburn at #5 Kentucky	L	73-81

Auburn v. #6 Teams (Overall: 3-6)

1/19/60	Auburn at #6 Georgia Tech	W	66-59
2/2/60	#6 Georgia Tech at Auburn	W	48-45
2/4/81	Auburn at #6 Kentucky	L	74-102
1/15/83	Auburn at #6 Kentucky	W	75-67
2/11/84	#16 Auburn at #6 Kentucky	L	64-84
1/4/95	Auburn at #6 Kentucky	L	64-98
3/7/97	Auburn vs. #6 Kentucky	L	50-92
3/18/00	#22 Auburn vs. #6 Iowa State	L	60-79
2/27/02	Auburn at #6 Alabama	L	68-73

Auburn v. #7 Teams (Overall: 3-13)

2/4/56	Auburn vs. #7 Kentucky	L	81-82
2/27/56	#7 Vanderbilt at Auburn	W	74-65
3/4/74	Auburn at #7 Alabama	L	84-97
1/11/75	#7 Kentucky at Auburn	W	90-85
3/8/75	#7 Alabama at Auburn	W	76-70
3/22/85	Auburn vs. #7 North Carolina	L	56-62
12/28/93	Auburn vs. #7 Michigan	L	81-102
1/30/94	#7 Kentucky at Auburn	L	74-91
3/4/95	Auburn at #7 Arkansas	L	66-68
2/25/98	#7 Kentucky at Auburn	L	58-83
1/20/99	#6 Auburn at #7 Kentucky	L	62-72
11/27/99	#2 Auburn vs. #7 Stanford	L	58-67
12/8/01	Auburn vs. #7 Virginia	L	72-77
11/25/06	Auburn vs. #7 Wisconsin	L	63-77
2/16/13	#7 Florida at Auburn	L	52-83
1/18/14	#7 Florida at Auburn	L	61-68

Auburn v. #8 Teams (Overall: 4-12)

2/14/53	#8 LSU at Auburn	L	57-65
1/3/59	#8 Mississippi St. at #9 Auburn	W	97-66
2/22/65	Auburn at #8 Tennessee	L	38-69
1/15/68	#8 Vanderbilt at Auburn	L	65-74
1/30/71	Auburn at #8 Tennessee	L	68-90
2/2/74	#8 Alabama at Auburn	L	64-73
2/16/76	#8 Tennessee at Auburn	W	73-72 (ot)
2/12/79	#8 LSU at Auburn	L	58-68
1/31/86	Auburn at #8 Kentucky	L	71-81
3/19/88	Auburn vs. #8 Oklahoma	L	87-107
1/23/93	Auburn at #8 Arkansas	W	100-89
1/22/02	#8 Kentucky at Auburn	L	62-69
2/20/02	Auburn at #8 Florida	L	61-89
1/22/03	#24 Auburn at #8 Kentucky	L	51-67
3/23/03	Auburn vs. #8 Wake Forest	W	68-62
2/15/06	Auburn at #8 Tennessee	L	89-105

Auburn v. #9 Teams (Overall: 5-15)

1/4/58	Auburn at #9 Mississippi St.	L	42-70
1/6/62	Auburn at #9 Mississippi St.	L	48-51
1/22/63	Auburn at #9 Georgia Tech	L	64-69
3/1/65	#9 Vanderbilt at Auburn	L	64-79
12/31/66	#9 Vanderbilt at Auburn	W	64-51
2/25/67	#9 Tennessee at Auburn	L	45-54
12/4/68	Auburn at #9 Vanderbilt	L	70-73
12/20/68	#9 Kentucky at Auburn	W	74-73
2/1/75	#14 Auburn at #9 Alabama	L	53-77
12/27/75	Auburn at #9 N.C. State	L	74-79
1/19/76	Auburn at #9 Tennessee	L	78-83
2/3/82	#9 Kentucky at Auburn	W	83-81 (ot)
12/8/82	Auburn at #9 Houston	L	65-77
3/7/87	Auburn vs. #9 Alabama	L	68-87
1/18/92	#9 Alabama at Auburn	W	81-63
2/26/92	#9 Arkansas at Auburn	L	74-82
2/27/00	#8 Auburn at #9 Florida	L	59-88
1/18/03	#9 Alabama at Auburn	W	77-68
2/21/04	#9 Kentucky at Auburn	L	59-68
1/14/10	Auburn at #9 Tennessee	L	55-81

Auburn v. #10 Teams (Overall: 3-6)

1/9/67	Auburn at #10 Mississippi St.	L	54-59
3/1/71	#10 Kentucky at Auburn	L	83-102
1/10/76	#10 Alabama at Auburn	L	62-63
2/28/81	Auburn at #10 Tennessee	L	63-75
12/27/83	Auburn vs. #10 Wake Forest	L	67-76
1/27/84	#10 LSU at Auburn	W	80-78
2/6/88	Auburn at #10 Florida	W	58-57
1/29/91	#10 Kentucky at Auburn	L	81-89
3/10/00	#23 Auburn vs. #10 Florida	W	78-70

Auburn v. #11 Teams (Overall: 3-10)

3/5/55	Auburn vs. #11 Alabama	L	80-84
2/1/71	Auburn at #11 Kentucky	L	76-114
1/20/73	#11 Alabama at Auburn	L	64-76
2/5/77	#11 Tennessee at Auburn	L	83-93
3/20/86	Auburn vs. #11 UNLV	W	70-63
1/3/87	#11 Kentucky at #5 Auburn	L	60-63
3/17/88	Auburn vs. #11 Bradley	W	90-86
2/7/90	Auburn at #11 LSU	L	71-82
1/25/00	#7 Auburn at #11 Tennessee	L	76-105
3/7/02	Auburn vs. #11 Florida	L	63-81
1/31/04	#11 Mississippi St. at Auburn	L	68-73
3/7/09	#11 LSU at Auburn	W	69-53
2/21/12	Auburn at #11 Florida	L	47-63

Auburn v. #12 Teams (Overall: 3-7)

12/1/71	#12 South Carolina at Auburn	L	63-84
3/5/77	Auburn at #12 Alabama	L	77-81
1/6/86	#12 Kentucky at Auburn	W	60-56
2/21/87	#12 Alabama at Auburn	L	75-77
1/31/98	#12 Ole Miss at Auburn	W	68-67
3/1/00	#12 LSU at #13 Auburn	L	53-55
2/24/01	Auburn at #12 Ole Miss	L	62-64
3/28/03	Auburn vs. #12 Syracuse	L	78-79
1/23/07	#12 Alabama at Auburn	W	81-57
12/29/12	Auburn vs. #12 Illinois	L	79-81

Auburn v. #13 Teams (Overall: 5-10)

2/20/54	Auburn at #13 LSU	L	59-77
2/24/58	Auburn vs. #13 Kentucky	W	64-63
1/15/79	Auburn at #13 LSU	L	82-94
1/27/82	#13 Alabama at Auburn	L	65-67
2/12/83	#13 Kentucky at Auburn	L	69-71
11/30/84	Auburn at #13 UAB	W	61-59
3/16/85	Auburn vs. #13 Kansas	W	66-64
1/22/87	#17 Auburn at #13 Alabama	L	82-88
3/2/91	Auburn at #13 Kentucky	L	93-114
3/6/93	#13 Arkansas at Auburn	W	81-80
11/26/95	Auburn vs. #13 Louisville	W	82-71
2/28/98	Auburn at #13 Ole Miss	L	67-74
12/22/06	#13 Texas A&M at Auburn	L	58-87
1/13/07	Auburn at #13 LSU	L	63-65
1/11/11	Auburn at #13 Kentucky	L	54-78

Auburn v. #14 Teams (Overall: 3-7)

1/16/80	Auburn at #14 LSU	L	82-93
3/1/95	#14 Mississippi St. at Auburn	W	76-69
1/24/98	#14 South Carolina at Auburn	L	56-61
3/6/99	#4 Auburn vs. #14 Kentucky	L	57-69
3/14/99	Auburn vs. #14 Ohio St.	L	64-72
1/25/01	#14 Florida at Auburn	L	63-65
2/21/01	#14 Alabama at Auburn	W	72-69 (ot)
1/12/02	#14 Alabama at Auburn	W	59-56
1/26/05	#14 Alabama at Auburn	L	55-60
2/14/14	#14 Kentucky at Auburn	L	56-64

Auburn v. #15 Teams (Overall: 1-5)

12/20/55	Auburn at #15 Oklahoma City	L	58-76
3/4/82	Auburn vs. #15 Kentucky	L	66-89

**Auburn v. Ranked Opponents by Opponent Ranking (Overall: 59-199)**

1/30/93	#15 Vanderbilt at Auburn	L	70-73
1/27/01	Auburn at #15 Alabama	L	80-81
2/28/01	Auburn at #15 Kentucky	L	78-90
1/19/08	#15 Ole Miss at Auburn	W	80-77

Auburn v. #16 Teams (Overall: 2-3)

1/15/55	Auburn vs. #16 Alabama	L	78-99
12/10/85	Auburn at #16 UAB	L	56-62
3/9/90	Auburn vs. #16 LSU	W	78-76
3/8/91	Auburn vs. #16 LSU	W	92-77
1/4/92	Auburn at #16 Arkansas	L	92-110

Auburn v. #17 Teams (Overall: 3-11)

3/3/69	#17 Kentucky at Auburn	L	86-90
2/27/71	#17 Tennessee at Auburn	L	71-76
2/17/73	Auburn at #17 Alabama	L	75-87
12/1/73	Auburn vs. #17 Jacksonville	L	78-90
2/7/76	Auburn at #17 Alabama	L	75-86
2/24/82	Auburn at #17 Alabama	L	72-74
2/24/88	Auburn at #17 Vanderbilt	W	81-68
1/6/90	#17 LSU at Auburn	L	70-77
1/13/96	#17 Georgia at Auburn	W	89-86
2/9/02	#17 Georgia at Auburn	W	75-72
1/24/04	Auburn at #17 Florida	L	52-68
3/13/08	Auburn vs. #17 Vanderbilt	L	82-93
2/2/13	Auburn at #17 Missouri	L	77-91
12/2/13	Auburn at #17 Iowa State	L	70-99

Auburn v. #18 Teams (Overall: 2-7)

1/20/79	#18 Alabama at Auburn	L	76-83
2/15/86	#18 Alabama at Auburn	W	71-69
2/18/95	#18 Alabama at Auburn	L	73-86
1/21/98	#18 Arkansas at Auburn	L	65-79
1/6/99	#18 Arkansas at Auburn	W	83-66
1/5/05	Auburn at #18 Mississippi St.	L	53-90
2/2/08	Auburn at #18 Vanderbilt	L	71-78
1/28/10	#18 Ole Miss at Auburn	L	74-84
2/19/11	#18 Vanderbilt at Auburn	L	60-77

Auburn v. #19 Teams (Overall: 3-10)

12/30/53	Auburn at #19 Vanderbilt	L	48-96
1/14/56	Auburn vs. #19 Alabama	L	77-86
12/5/70	#19 N.C. State at Auburn	W	91-85
1/27/79	Auburn at #19 Vanderbilt	L	59-66
2/27/82	#19 Tennessee at Auburn	W	56-54
1/31/87	#19 Florida at Auburn	W	81-68
1/4/89	#19 Tennessee at Auburn	L	73-84
2/8/89	#19 LSU at Auburn	L	91-104
2/8/92	#19 Kentucky at Auburn	L	67-85
1/25/03	Auburn at #19 Georgia	L	79-85
2/19/03	#19 Mississippi St. at Auburn	L	46-63
3/2/05	Auburn at #19 Alabama	L	53-94
2/4/12	Auburn at #19 Mississippi St.	L	88-91

Auburn v. #20 Teams (Overall: 2-7)

2/5/55	Auburn at #20 Vanderbilt	L	74-79
2/22/58	#20 Tennessee at Auburn	W	72-66
2/17/79	Auburn at #20 Alabama	L	73-80
3/2/79	Auburn vs. #20 Tennessee	L	64-75
2/13/91	Auburn at #20 LSU	L	61-98
3/7/92	Auburn at #20 Alabama	L	80-82
2/1/95	Auburn at #20 Alabama	L	63-65
1/11/00	#20 Kentucky at Auburn	W	66-63
1/7/04	Auburn at #20 Vanderbilt	L	53-59

Auburn v. #21 Teams (Overall: 1-2)

2/11/95	Auburn at #21 Mississippi St.	W	70-69
3/8/03	Auburn at #21 Mississippi St.	L	45-67
1/11/14	#21 Missouri at Auburn	L	68-70

Auburn v. #22 Teams (Overall: 1-1)

3/22/86	Auburn vs. #22 Louisville	L	76-84
1/17/07	#22 Tennessee at Auburn	W	83-80

Auburn v. #23 Teams (Overall: 2-3)

1/25/95	#23 Florida at Auburn	W	77-71
2/21/09	Auburn at #23 LSU	L	72-79
2/18/12	#23 Mississippi St. at Auburn	W	65-55
1/26/13	#23 Ole Miss at Auburn	L	61-63
2/10/15	#23 Arkansas at Auburn	L	87-101

Auburn v. #24 Teams (Overall: 2-7)

1/27/90	Auburn at #24 Alabama	L	59-78
3/9/91	Auburn vs. #24 Alabama	L	59-77
2/2/94	Auburn at #24 Florida	L	67-68
11/11/97	Auburn vs. #24 Temple	L	42-68
2/16/00	Auburn at #24 Vanderbilt	W	86-80
3/8/01	Auburn vs. #24 Tennessee	L	66-73
2/18/04	Auburn at #24 LSU	W	80-68
12/3/04	Auburn vs. #24 Virginia	L	87-89
2/1/06	Auburn at #24 LSU	L	69-84

Auburn v. #25 Teams (Overall: 1-3)

3/8/96	Auburn vs. #25 Mississippi St.	L	58-69
2/9/00	Auburn at #25 LSU	L	68-83
2/18/06	#25 LSU at Auburn	L	61-65
2/24/07	Auburn at #25 Alabama	W	86-77



Auburn v. Ranked Opponents by Date (Overall: 59-199)

1/5/51	Auburn at #3 Kentucky	L	35-79	12/1/71	#12 South Carolina at Auburn	L	63-84	1/6/86	#12 Kentucky at Auburn	W	60-56
3/2/51	Auburn vs. #1 Kentucky	L	54-84	1/20/73	#11 Alabama at Auburn	L	64-76	1/31/86	Auburn at #8 Kentucky	L	71-81
2/14/53	#8 LSU at Auburn	L	57-65	2/17/73	Auburn at #17 Alabama	L	75-87	2/15/86	#18 Alabama at Auburn	W	71-69
12/30/53	#19 Vanderbilt at Auburn	L	48-96	2/1/73	Auburn vs. #17 Jacksonville	L	78-90	3/16/86	Auburn vs. #4 St. John's	W	81-65
2/20/54	Auburn at #13 LSU	L	59-77	2/2/74	#8 Alabama at Auburn	L	64-73	3/20/86	Auburn vs. #11 UNLV	W	70-63
2/27/54	Auburn vs. #2 Kentucky	L	79-109	2/18/74	#5 Vanderbilt at Auburn	L	79-89	3/22/86	Auburn vs. #22 Louisville	L	76-84
1/15/55	#20 Auburn vs. #16 Alabama	L	78-99	3/4/74	Auburn at #7 Alabama	L	84-97	1/3/87	#11 Kentucky at #5 Auburn	L	60-63
2/5/55	Auburn at #20 Vanderbilt	L	74-79	1/11/75	#7 Kentucky at Auburn	W	90-85	1/22/87	#17 Auburn at #13 Alabama	L	82-88
2/26/55	Auburn at #2 Kentucky	L	59-93	2/1/75	#14 Auburn at #9 Alabama	L	53-77	1/31/87	#19 Florida at #18 Auburn	W	81-68
3/5/55	Auburn vs. #11 Alabama	L	80-84	2/1/75	#14 Auburn at #9 Alabama	L	53-77	2/1/87	#3 UNLV at #18 Auburn	L	85-104
12/20/55	Auburn at #15 Oklahoma City	L	58-76	3/8/75	#7 Alabama at Auburn	W	76-70	2/21/87	#12 Alabama at Auburn	L	75-77
1/14/56	Auburn vs. #19 Alabama	L	77-86	12/27/75	Auburn at #9 N.C. State	L	74-79	3/7/87	Auburn vs. #9 Alabama	L	68-87
2/4/56	Auburn vs. #7 Kentucky	L	81-82	1/10/76	#10 Alabama at Auburn	L	62-63	3/14/87	Auburn vs. #3 Indiana	L	90-107
2/27/56	#7 Vanderbilt at Auburn	W	74-65	1/19/76	Auburn at #9 Tennessee	L	78-83	1/9/88	Auburn at #1 Kentucky	W	53-52
3/2/56	Auburn vs. #3 Alabama	L	82-93	2/7/76	Auburn at #17 Alabama	L	75-86	2/6/88	Auburn at #10 Florida	W	58-57
2/25/57	Auburn at #3 Kentucky	L	85-103	2/16/76	#8 Tennessee at Auburn	W	73-72 (ot)	2/24/88	Auburn at #17 Vanderbilt	W	81-68
1/4/58	Auburn at #9 Mississippi St.	L	42-70	1/3/77	#4 Alabama at #20 Auburn	W	74-71	3/17/88	Auburn vs. #11 Bradley	W	90-86
2/22/58	#20 Tennessee at Auburn	W	72-66	1/15/77	#2 Kentucky at Auburn	L	68-75	3/19/88	Auburn vs. #8 Oklahoma	L	87-107
2/24/58	Auburn vs. #13 Kentucky	W	64-63	2/5/77	#11 Tennessee at Auburn	L	83-93	1/4/89	#19 Tennessee at Auburn	L	73-84
1/3/59	#8 Mississippi St. at #9 Auburn	W	97-66	2/12/77	Auburn at #3 Kentucky	L	82-89	2/8/89	#19 LSU at Auburn	L	91-104
2/21/59	#2 Auburn at #3 Kentucky	L	56-75	3/5/77	Auburn at #12 Alabama	L	77-81	1/6/90	#17 LSU at Auburn	L	70-77
1/19/60	Auburn at #6 Georgia Tech	W	66-59	1/9/78	#1 Kentucky at Auburn	L	77-101	1/27/90	Auburn at #24 Alabama	L	59-78
2/2/60	#6 Georgia Tech at Auburn	W	48-45	2/6/78	Auburn at #1 Kentucky	L	81-104	2/7/90	Auburn at #11 LSU	L	71-82
1/6/62	Auburn at #9 Mississippi St.	L	48-51	1/15/79	Auburn at #13 LSU	L	82-94	3/9/90	Auburn vs. #16 LSU	W	78-76
2/26/62	#3 Kentucky at Auburn	L	60-63	1/20/79	#18 Alabama at Auburn	L	76-83	1/29/91	#10 Kentucky at Auburn	L	81-89
1/22/63	Auburn at #9 Georgia Tech	L	64-69	1/27/79	Auburn at #19 Vanderbilt	L	59-66	2/13/91	Auburn at #20 LSU	L	61-98
2/1/64	#5 Vanderbilt at Auburn	W	81-63	2/1/79	Auburn at #20 Alabama	L	73-80	3/2/91	Auburn at #13 Kentucky	L	93-114
2/22/64	Auburn vs. #3 Kentucky	L	79-99	3/2/79	Auburn vs. #20 Tennessee	L	64-75	3/8/91	Auburn vs. #16 LSU	W	92-77
2/22/65	Auburn at #8 Tennessee	L	38-69	1/2/80	Auburn at #2 Kentucky	L	65-67	1/4/92	Auburn at #16 Arkansas (A)	L	92-110
3/1/65	#9 Vanderbilt at Auburn	L	64-79	1/16/80	Auburn at #14 LSU	L	82-93	1/18/92	#9 Alabama at Auburn	W	81-63
1/29/66	Auburn at #2 Kentucky	L	78-115	1/30/80	#3 Kentucky at Auburn	L	62-64	2/8/92	#19 Kentucky at Auburn	L	67-85
1/31/66	Auburn at #4 Vanderbilt	L	63-68	2/13/80	#5 LSU at Auburn	L	44-50	2/26/92	#9 Arkansas at Auburn	L	74-82
2/12/66	#1 Kentucky at Auburn	L	64-77	2/28/80	Auburn vs. #2 Kentucky	L	61-69	3/7/92	Auburn at #20 Alabama	L	80-82
2/14/66	#5 Vanderbilt at Auburn	L	76-91	1/7/81	#4 Kentucky at Auburn	L	66-79	1/23/93	Auburn at #8 Arkansas	W	100-89
12/31/66	#9 Vanderbilt at Auburn	W	64-51	1/21/81	#5 LSU at Auburn	L	64-74	1/30/93	#15 Vanderbilt at Auburn	L	70-73
1/9/67	Auburn at #10 Mississippi St.	L	54-59	2/4/81	Auburn at #6 Kentucky	L	74-102	2/27/93	Auburn at #2 Kentucky	L	78-80
2/25/67	#9 Tennessee at Auburn	L	45-54	2/18/81	Auburn at #4 LSU	L	47-58	3/6/93	#13 Arkansas at Auburn	W	81-80
1/15/68	#8 Vanderbilt at Auburn	L	65-74	2/28/81	Auburn at #10 Tennessee	L	63-75	12/28/93	Auburn vs. #7 Michigan	L	81-102
2/26/68	Auburn at #5 Kentucky	L	57-89	1/6/82	Auburn at #3 Kentucky	L	71-83	1/14/94	#3 Arkansas at Auburn	L	105-117
12/4/68	Auburn at #9 Vanderbilt	L	70-73	1/27/82	#13 Alabama at Auburn	L	65-67	1/30/94	#7 Kentucky at Auburn	L	74-91
12/20/68	#9 Kentucky at Auburn	W	74-73	2/3/82	#9 Kentucky at Auburn	W	83-81(ot)	2/2/94	Auburn at #24 Florida	L	67-68
2/3/69	Auburn at #5 Kentucky	L	93-105	2/24/82	Auburn at #17 Alabama	L	72-74	2/26/94	Auburn at #1 Arkansas	L	81-91
3/3/69	#17 Kentucky at Auburn	L	86-90	2/27/82	#19 Tennessee at Auburn	W	56-54	1/4/95	Auburn at #6 Kentucky	L	64-98
12/1/69	#1 South Carolina at Auburn	L	64-86	3/4/82	Auburn vs. #15 Kentucky	L	66-89	1/14/95	#4 Arkansas at Auburn	W	104-90
2/2/70	#2 Kentucky at Auburn	L	83-84	12/8/82	Auburn at #9 Houston	L	65-77	1/25/95	#23 Florida at Auburn	W	77-71
3/2/70	Auburn at #1 Kentucky	L	81-102	1/5/83	#5 Alabama at Auburn	W	91-80	2/1/95	Auburn at #20 Alabama	L	63-65
12/3/70	Auburn at #3 South Carolina	L	69-86	1/15/83	Auburn at #6 Kentucky	W	75-67	2/11/95	Auburn at #21 Mississippi St.	W	70-69
12/5/70	#19 N.C. State at Auburn	W	91-85	2/12/83	#13 Kentucky at Auburn	L	69-71	2/18/95	#18 Alabama at Auburn	L	73-86
1/30/71	Auburn at #8 Tennessee	L	68-90	12/27/83	Auburn vs. #10 Wake Forest	L	67-76	3/1/95	#14 Mississippi St. at Auburn	W	76-69
2/1/71	Auburn at #11 Kentucky	L	76-114	1/13/84	#2 Kentucky at Auburn	W	82-63	3/4/95	Auburn at #7 Arkansas	L	66-68
2/27/71	#17 Tennessee at Auburn	L	71-76	1/27/84	#10 LSU at Auburn	W	80-78	3/10/95	Auburn vs. #3 Kentucky	L	81-93
3/1/71	#10 Kentucky at Auburn	L	83-102	2/11/84	#16 Auburn at #6 Kentucky	L	64-84	11/26/95	Auburn vs. #13 Louisville	W	82-71
12/3/70	Auburn at #3 South Carolina	L	69-86	3/10/84	Auburn vs. #3 Kentucky	L	49-51	1/13/96	#17 Georgia at Auburn	W	89-86
12/5/70	#19 N.C. State at Auburn	W	91-85	11/30/84	Auburn at #13 UAB	W	61-59	2/27/96	#1 Kentucky at Auburn	L	73-88
1/30/71	Auburn at #8 Tennessee	L	68-90	3/16/85	Auburn vs. #13 Kansas	W	66-64	3/8/96	Auburn vs. #25 Mississippi St.	L	58-69
2/1/71	Auburn at #11 Kentucky	L	76-114	3/22/85	Auburn vs. #7 North Carolina	L	56-62	1/18/97	Auburn at 4 Kentucky	L	53-77
2/27/71	#17 Tennessee at Auburn	L	71-76	12/10/85	Auburn at #16 UAB	L	56-62	3/7/97	Auburn vs. #6 Kentucky	L	50-92
3/1/71	#10 Kentucky at Auburn	L	83-102								

**Auburn v. Ranked Opponents by Date (Overall: 59-199)**

11/11/97	Auburn vs. #24 Temple	L	42-68	1/17/07	#22 Tennessee at Auburn	W	83-80
1/21/98	#18 Arkansas at Auburn	L	65-79	1/23/07	#12 Alabama at Auburn	W	81-57
1/24/98	#14 South Carolina at Auburn	L	56-61	1/27/07	#1 Florida at Auburn	L	66-91
1/31/98	#12 Ole Miss at Auburn	W	68-67	2/24/07	Auburn at #25 Alabama	W	86-77
2/25/98	#7 Kentucky at Auburn	L	58-83	1/19/08	#15 Ole Miss at Auburn	W	80-77
2/28/98	Auburn at #13 Ole Miss	L	67-74	2/2/08	Auburn at #18 Vanderbilt	L	71-78
1/6/99	#18 Arkansas at #14 Auburn	W	83-66	2/20/08	Auburn at #2 Tennessee	L	70-89
1/20/99	#6 Auburn at #7 Kentucky	L	62-72	3/13/08	Auburn vs. #17 Vanderbilt	L	82-93
3/6/99	#4 Auburn vs. #14 Kentucky	L	57-69	2/21/09	Auburn at #23 LSU	L	72-79
3/14/99	Auburn vs. #14 Ohio St.	L	64-72	3/7/09	#11 LSU at Auburn	W	69-53
11/27/99	#2 Auburn vs. #7 Stanford	L	58-67	1/14/10	Auburn at #9 Tennessee	L	55-81
1/11/00	#20 Kentucky at #4 Auburn	W	66-63	1/28/10	Auburn at #18 Ole Miss	L	74-84
1/25/00	#7 Auburn at #11 Tennessee	L	76-105	1/11/11	Auburn at #13 Kentucky	L	54-78
2/9/00	#8 Auburn at #25 LSU	L	68-83	2/19/11	#18 Vanderbilt at Auburn	L	60-77
2/16/00	#11 Auburn at #24 Vanderbilt	W	86-80	1/11/12	#2 Kentucky at Auburn	L	53-68
2/27/00	#8 Auburn at #9 Florida	L	59-88	2/4/12	Auburn at #19 Mississippi State	L	88-91
3/1/00	#12 LSU at #13 Auburn	L	53-55	2/18/12	#23 Mississippi St. at Auburn	W	65-55
3/10/00	#23 Auburn vs. #10 Florida	W	78-70	2/21/12	Auburn at #11 Florida	L	47-63
3/18/00	#22 Auburn vs. #6 Iowa State	L	60-79	12/29/12	Auburn vs. #12 Illinois	L	79-81
1/6/01	#5 Tennessee at Auburn	L	88-96	1/26/13	#23 Ole Miss at Auburn	L	61-63
1/25/01	#14 Florida at Auburn	L	63-65	2/2/13	Auburn at #17 Missouri	L	77-91
1/27/01	Auburn at #15 Alabama	L	80-81	2/16/13	#7 Florida at Auburn	L	52-83
2/21/01	#14 Alabama at Auburn	W	72-69 (ot)	12/2/13	Auburn at #17 Iowa State	L	70-99
2/24/01	Auburn at #12 Ole Miss	L	62-64	1/11/14	#21 Missouri at Auburn	L	68-70
2/28/01	Auburn at #15 Kentucky	L	78-90	1/18/14	#7 Florida at Auburn	L	61-68
3/8/01	Auburn vs. #24 Tennessee	L	66-73	2/14/14	#14 Kentucky at Auburn	L	56-64
12/8/01	Auburn vs. #7 Virginia	L	72-77	2/19/14	Auburn at #2 Florida	L	66-71
1/12/02	#14 Alabama at Auburn	W	59-56	2/10/15	#23 Arkansas at Auburn	L	87-101
1/22/02	#8 Kentucky at Auburn	L	62-69	2/21/15	Auburn at #1 Kentucky	L	75-110
2/9/02	#17 Georgia at Auburn	W	75-72	3/14/15	Auburn vs. #1 Kentucky	L	67-91
2/20/02	Auburn at #8 Florida	L	61-89				
2/27/02	Auburn at #6 Alabama	L	68-73				
3/7/02	Auburn vs. #11 Florida	L	63-81				
1/18/03	#9 Alabama at Auburn	W	77-68				
1/22/03	#24 Auburn at #8 Kentucky	L	51-67				
1/25/03	#24 Auburn at #19 Georgia	L	79-85				
2/19/03	#19 Mississippi St. at Auburn	L	46-63				
3/1/03	#4 Florida at Auburn	L	70-73				
3/8/03	Auburn at #21 Mississippi St.	L	45-67				
3/15/03	Auburn vs. #2 Kentucky	L	58-78				
3/23/03	Auburn vs. #8 Wake Forest	W	68-62				
3/28/03	Auburn vs. #12 Syracuse	L	78-79				
1/7/04	Auburn at #20 Vanderbilt	L	53-59				
1/24/04	Auburn at #17 Florida	L	52-68				
1/31/04	#11 Mississippi St. at Auburn	L	68-73				
2/18/04	Auburn at #24 LSU	W	80-68				
2/21/04	#9 Kentucky at Auburn	L	59-68				
3/2/04	Auburn at #5 Mississippi St.	L	91-105				
12/3/04	Auburn vs. #24 Virginia	L	87-89				
1/5/05	Auburn at #18 Mississippi St.	L	53-90				
1/26/05	#14 Alabama at Auburn	L	55-60				
2/23/05	Auburn at #5 Kentucky	L	73-81				
3/2/05	Auburn at #19 Alabama	L	53-94				
1/14/06	Auburn at #2 Florida	L	57-69				
2/1/06	Auburn at #24 LSU	L	69-84				
2/15/06	Auburn at #8 Tennessee	L	89-105				
2/18/06	#25 LSU at Auburn	L	61-65				
11/25/06	Auburn vs. #7 Wisconsin	L	63-77				
12/3/06	#2 Pittsburgh at Auburn	L	66-74				
12/22/06	#13 Texas A&M at Auburn	L	58-87				
1/13/07	Auburn at #13 LSU	L	63-65				



Record vs. Opponents

	Won	Lost	First Game	Last Game		Won	Lost	First Game	Last Game		Won	Lost	First Game	Last Game
Air Force	1	1	1981	2003	Illinois Wesleyan	1	0	1948	1948	Puerto Rico-Mayaguez	2	0	1999	2002
Alabama	58	93	1924	2015	Indiana	0	1	1987	1987	Purdue	1	1	1985	2001
Alabama A&M	3	0	2007	2009	IPFW	1	0	2012	2012	Radford	1	0	1985	1985
Alabama State	5	0	1990	2009	IUPUI	1	0	2009	2009	Rhode Island	0	1	2012	2012
Alaska-Anchorage	0	1	1990	1990	Iona	1	1	1978	1979	Rice	3	1	1956	1966
Albany YMCA	0	1	1925	1925	Iowa State	1	2	1987	2013	Richmond	2	1	1977	1984
Appalachian State	1	0	1977	1977	Jackson State	1	0	1989	1989	Robert Morris	1	0	2000	2000
Arizona	1	0	1986	1986	Jacksonville	3	2	1966	2010	Rutgers	4	2	1968	2010
Arkansas	16	32	1968	2015	Jacksonville Navy	0	2	1945	1945	St. Bonaventure	0	1	1968	1968
Arkansas-Little Rock	1	0	1996	1996	Jacksonville State	13	0	1955	2013	St. John's	1	0	1986	1986
Arkansas-Pine Bluff	5	0	1996	2013	James Madison	2	1	1992	1995	St. Joseph's (Pa.)	2	0	1957	2003
Arkansas State	0	1	1980	1980	Kansas	1	0	1985	1985	St. Louis	1	0	1970	1970
Armstrong State	3	0	1981	1987	Kansas State	0	1	1994	1994	Samford	22	2	1926	2010
Athens College	2	0	1964	1972	Kennesaw State	2	0	2007	2011	Sam Houston State	0	1	2009	2009
Atlanta Ath. Club	1	13	1906	1924	Kentucky	17	91	1921	2015	San Diego	1	0	1987	1987
Augusta Ath. Assn.	1	0	1909	1909	Kentucky Wesleyan	1	0	1986	1986	San Jose State	1	0	1988	1988
Augusta College	1	0	1987	1987	LaGrange YMCA	0	1	1929	1929	Selma YMCA	1	0	1913	1913
Austin Peay	4	0	1980	1987	Lamar	1	0	1974	1974	Seton Hall	0	1	2011	2011
Ball State	1	1	1993	1994	Lanett Athletic Club	1	0	1935	1935	Sewanee	26	1	1927	1941
Baylor	2	4	1949	2009	Lanett Mill	2	0	1939	1939	Slippery Rock	1	0	1992	1992
Belmont	2	0	1999	2004	La Salle	1	0	1995	1995	South Alabama	5	4	1973	2006
Bessemer Ath. Club	4	4	1908	1914	Liberty	1	0	1995	1995	South Carolina	23	15	1930	2015
Bethune-Cookman	3	0	1998	2012	Lincn Memorial	1	0	1992	1992	South Carolina State	1	0	2002	2002
Birmingham Ath. Club*	11	17	1906	1929	Lipscomb	1	0	2005	2005	South Florida	5	1	1975	2011
Birmingham College	2	0	1918	1918	Long Beach State	1	1	1979	2011	Southeastern Louisiana	4	0	1998	2008
Birmingham High School	2	2	1910	1913	Louisiana College	1	0	1992	1992	Southern	1	0	2007	2007
Birmingham-Southern	22	4	1926	1986	Louisiana-Lafayette	6	3	1962	2014	Southern Cal	0	2	1973	1978
Birmingham YMCA	0	2	1910	1911	Louisiana-Monroe	3	0	1995	2008	Southern College (Fla.)	2	0	1928	1929
Boston College	2	1	1986	2013	LSU	66	84	1912	2015	Southern Illinois	1	0	1978	1978
Bradley	2	0	1988	1999	Louisiana Tech	5	2	1967	2004	So. Ill.-Edwardsville	1	0	1992	1992
Brigham Young	1	0	1998	1998	Louisville	1	1	1986	1995	Southern Methodist	0	4	1949	1976
Buffalo	1	0	1970	1970	Loyola (New Orleans)	1	0	1964	1964	Southern Mississippi	14	2	1964	2007
Butler	2	0	1975	1976	Lynn University	1	0	1994	1994	Spring Hill	7	1	1921	1963
Campbell	0	1	2010	2010	Marion	3	1	1913	1917	Stanford	0	1	1999	1999
Camp Benning	6	4	1919	1936	Marquette	0	2	1995	1998	Stetson	3	1	1982	1986
Cal State-Chico	1	0	1982	1982	Marshall	1	0	2001	2001	Stony Brook	1	0	1999	1999
Cal State-Fullerton	1	0	1983	1983	Maryland Eastern Shore	1	0	2003	2003	Syracuse	0	1	2003	2003
Centenary	1	0	1992	1992	Maxwell Field	4	4	1945	1952	Talladega Ath. Club	0	1	1916	1916
Central Florida	4	1	1986	2009	McNeese State	3	0	2001	2011	Temple	2	2	1978	2005
Centre College	0	1	1921	1921	Memphis	1	0	1953	1953	Tennessee	37	75	1927	2015
Charleston Southern	3	0	2006	2009	Mercer	15	16	1906	2008	Tennessee-Chattanooga	2	2	1927	1992
Charlotte YMCA	0	1	1920	1920	Miami (Fla.)	1	1	1967	2001	Tennessee-Martin	2	0	1988	2009
The Citadel	1	1	1967	1968	Michigan	0	1	1993	1993	Tennessee State	2	0	2006	2013
Clemson	15	12	1920	2014	Michigan State	0	1	1990	1990	Tennessee Tech	4	1	1981	2012
Coastal Carolina	1	1	1995	2014	Middle Tennessee State	3	0	2004	2014	Texas	1	1	1911	1956
College of Charleston	3	0	2003	2012	Miles College	1	0	2006	2006	Texas A&M	4	7	1962	2015
Colorado	0	2	1996	2014	Milwaukee	1	0	2014	2014	Texas A&M-Corpus Christi	1	0	2008	2008
Colorado State	2	2	1949	2005	Mississippi	73	56	1928	2015	Texas Christian	2	1	1958	1996
Columbia	2	0	1966	1981	Mississippi College	1	1	1939	1982	Texas-Pan American	1	0	2009	2009
Columbus College	2	0	1984	1985	Mississippi State	74	68	1915	2015	Texas Southern	3	0	1989	2014
Columbus YMCA	3	12	1906	1924	Missouri	1	3	2013	2015	Texas Tech	1	2	1963	2014
Connecticut	0	1	1990	1990	Missouri State	1	1	2008	2009	Texas Wesleyan	1	0	1980	1980
Coppin State	1	0	1999	1999	Mobile YMCA	1	1	1915	1926	Toledo	0	2	2000	2004
Creighton	1	1	1977	2000	Montana	1	0	2003	2003	Towson	2	0	1981	2007
Cumberland	0	1	1913	1913	Montgomery YMCA	14	3	1906	1928	Troy State	10	1	1949	2009
Dartmouth	1	0	1970	1970	Mount St. Mary's	1	0	1989	1989	Tulane	33	25	1906	2009
Davidson	1	0	1952	1952	Murray State	3	1	1996	2013	Tulsa	2	1	1976	2014
Dayton	0	4	1966	2012	Nashville Ath. Club	1	0	1911	1911	Tuskegee	1	0	2008	2008
Delaware	2	0	1985	2004	Navy	5	1	1960	1998	UAB	7	10	1983	1999
Denver	1	0	2002	2002	Nehi Reds	1	0	1939	1939	USC-Upstate	1	0	2010	2010
DePaul	0	1	2012	2012	Newberry	1	0	1922	1922	UNLV	1	4	1986	2004
Detroit	1	0	2000	2000	New Orleans	1	0	2003	2003	Utah	1	0	1983	1983
Duke	0	3	1964	1982	Niagara	1	0	2009	2009	UTEP	0	3	1974	2011
Duquesne	2	0	1990	1991	Nicholls (State)	5	1	1993	2013	Vanderbilt	51	86	1921	2015
East Tennessee State	1	0	2006	2006	Norfolk State	1	0	1995	1995	Villanova	2	2	1984	1991
Eastern Illinois	1	0	1973	1973	N. Alabama (Florence St)	4	0	1959	2015	Virginia	4	3	1920	2009
Eastern Kentucky	3	1	1956	1992	North Carolina	0	4	1922	1985	Virginia Commonwealth	4	1	1975	1989
Eckerd	1	0	1981	1981	North Carolina State	3	5	1926	2009	Virginia Military	0	2	1920	1926
Fairleigh Dickinson	1	0	1977	1977	No. Carolina-Asheville	2	1	1998	2010	Virginia Tech	6	2	1920	1999
Florida	87	76	1927	2015	No. Carolina-Wilmington	1	1	1992	1993	Wake Forest	4	3	1908	2003
Florida A&M	8	0	1994	2014	North Florida	1	0	2011	2011	Washington	0	1	1948	1948
Florida Atlantic	1	0	1993	1993	North Texas	1	0	2003	2003	Washington & Lee	1	1	1920	1955
Florida International	2	0	1983	2001	Northern Iowa	0	1	2008	2008	Weber State	1	0	1997	1997
Florida State	23	8	1959	2013	Northwestern State	0	1	2013	2012	W. Alabama (Livingston)	2	0	1949	1961
Fordham	1	0	1993	1993	Oglethorpe	4	0	1937	1948	West Florida	1	0	1994	1994
Furman	4	1	1923	2012	Ohio University	1	0	1991	1991	West Georgia	1	0	2010	2010
Gardner-Webb	1	0	2005	2005	Ohio State	0	1	1999	1999	West Point Ath. Club	2	0	1920	1923
Georgetown (Ky.)	1	0	1928	1928	Oklahoma	1	1	1979	1988	West Virginia	2	2	1985	2007
George Washington	2	1	1980	2008	Oklahoma City	0	2	1956	1968	Western Carolina	4	0	1974	1996
Georgia	90	91	1908	2015	Oklahoma State	2	1	1978	2006	Western Kentucky	1	3	1973	2003
Georgia Southern	6	0	1965	2011	Old Dominion	2	1	1971	1993	Western Michigan	0	1	2002	2002
Georgia Southwestern	1	0	2010	2010	Oral Roberts	1	1	1978	1979	Wetumpka Ath. Club	3	0	1908	1914
Georgia State	5	1	1989	2003	Oregon	1	0	2000	2000	White's Business College	1	0	1928	1928
Georgia Tech	53	61	1906	1988	Oregon State	1	0	2014	2014	William & Mary	0	1	1982	1982
Grambling	5	0	1988	2012	Paratrooper Infantry 507	0	1	1943	1943	Winston-Salem State	1	0	2006	2006
Gunter Field	1	1	1945	1945	Pennsylvania	1	0	1999	1999	Winthrop	4	1	1996	2014
Hawaii	2	0	1998	2011	Pepperdine	1	1	1997	1999	Wisconsin	0	1	2006	2006
Hawaii-Hilo	1	0	1996	1996	Pittsburgh	0	2	2005	2006	Wofford	6	2	1923	2006
High Point	2	0	2001	2009	Presbyterian	1	1	2008	2010	Wyoming	1	0	1959	1959
Houston	1	6	1962	1983	Providence	1	0	2000	2000	Xavier	4	4	1963	2014
Huntingdon	1	0	1961	1961						Youngstown State	1	0	1984	1984
Illinois	0	3	1988	2013										

*Record does not include one tie



Series Scores

AIR FORCE (1-1)

Dec. 29, 1980	TOL	L	OT 46	48
Dec. 7, 2003	H	W	68	49

Key to Abbreviation: TOL—Toledo, Ohio

ALABAMA (58-93)

Mar. 1, 1924	ATL*	L	19	40
Feb. 28, 1941	LOU+	L	16	38
Dec. 21, 1948	BHAM	L	45	46
Jan. 5, 1949	H	L	38	45
Jan. 27, 1949	A	L	37	39
Dec. 20, 1949	H	W	45	40
Jan. 28, 1950	A	W	66	58
Feb. 18, 1950	H	W	67	58
Dec. 19, 1950	A	L	46	70
Jan. 18, 1951	H	L	64	65
Feb. 10, 1951	A	L	44	63
Feb. 2, 1952	H	L	60	62
Feb. 23, 1952	A	L	50	63
Feb. 28, 1952	LOU+	L	49	63
Jan. 17, 1953	A	L	51	61
Feb. 28, 1953	H	W	78	73
Dec. 19, 1953	BHAM	L	62	70
Jan. 16, 1954	A	L	58	70
Mar. 5, 1954	H	L	55	57
Jan. 15, 1955	MONT	L	78	99
Mar. 5, 1955	MONT	L	80	84
Jan. 14, 1956	MONT	L	77	86
Mar. 2, 1956	MONT	L	82	93
Jan. 19, 1957	MONT	W	OT 92	88
Mar. 1, 1957	MONT	L	2OT 79	81
Jan. 18, 1958	MONT	L	65	83
Mar. 1, 1958	MONT	W	67	65
Dec. 20, 1958	BHAM	W	79	60
Jan. 17, 1959	MONT	W	57	55
Feb. 28, 1959	MONT	W	69	50
Dec. 19, 1959	BHAM	W	59	52
Jan. 16, 1960	MONT	W	69	66
Feb. 27, 1960	MONT	W	OT 63	61
Dec. 17, 1960	BHAM	W	74	62
Jan. 28, 1961	MONT	L	OT 66	71
Mar. 4, 1961	MONT	W	80	69
Jan. 20, 1962	MONT	W	60	50
Mar. 4, 1962	MONT	W	62	49
Jan. 19, 1963	MONT	W	OT 81	78
Mar. 2, 1963	MONT	W	OT 74	67
Jan. 18, 1964	MONT	L	72	86
Feb. 29, 1964	MONT	W	83	76
Jan. 16, 1965	MONT	W	93	68
Mar. 6, 1965	MONT	W	80	60
Jan. 22, 1966	MONT	W	90	71
Mar. 5, 1966	MONT	L	83	88
Feb. 11, 1967	MONT	W	66	63
Mar. 3, 1967	MONT	W	OT 99	96
Feb. 10, 1968	A	L	63	64
Mar. 2, 1968	H	W	73	69
Jan. 15, 1969	H	W	78	63
Feb. 17, 1969	A	W	60	53
Jan. 12, 1970	A	W	86	77
Feb. 14, 1970	H	W	121	78
Jan. 11, 1971	H	W	83	72
Feb. 13, 1971	A	W	92	76
Jan. 22, 1972	A	L	66	89
Feb. 19, 1972	H	L	78	79
Jan. 20, 1973	H	L	64	76
Feb. 17, 1973	A	L	75	87
Feb. 2, 1974	H	L	64	73
Mar. 4, 1974	A	L	84	97
Feb. 1, 1975	A	L	53	77
Mar. 8, 1975	H	W	76	70
Jan. 10, 1976	H	L	62	63
Feb. 7, 1976	A	L	75	86
Jan. 3, 1977	H	L	71	74
Mar. 5, 1977	A	L	77	81
Jan. 28, 1978	H	L	74	81
Feb. 25, 1978	A	L	86	89
Jan. 20, 1979	H	L	76	83
Feb. 17, 1979	A	L	73	80
Jan. 23, 1980	H	L	OT 46	50
Feb. 20, 1980	A	L	47	59
Jan. 28, 1981	A	L	73	83
Feb. 25, 1981	H	W	56	54
Jan. 27, 1982	H	L	65	67

Feb. 24, 1982	A	L	72	74
Jan. 5, 1983	H	W	91	80
Mar. 6, 1983	A	L	78	86
Mar. 10, 1983	BHAM+	L	61	62
Jan. 5, 1984	A	W	91	86
Mar. 3, 1984	H	W	83	70
Jan. 16, 1985	H	L	55	60
Feb. 16, 1985	A	L	2OT 72	74
Mar. 9, 1985	BHAM+	W	OT 53	49
Jan. 16, 1986	A	L	56	60
Feb. 15, 1986	H	W	71	69
Jan. 22, 1987	A	L	82	88
Feb. 21, 1987	H	L	75	77
Mar. 7, 1987	ATL+	L	68	87
Jan. 27, 1988	H	W	84	74
Feb. 27, 1988	A	L	77	82
Jan. 28, 1989	H	L	64	67
Mar. 2, 1989	A	L	58	74
Jan. 27, 1990	A	L	59	78
Feb. 28, 1990	H	L	65	80
Mar. 10, 1990	ORL+	L	71	87
Jan. 3, 1991	H	L	56	68
Feb. 2, 1991	A	L	80	88
Mar. 9, 1991	NASH+	L	59	77
Jan. 18, 1992	H	W	81	63
Mar. 7, 1992	A	L	80	82
Jan. 27, 1993	A	L	78	81
Mar. 3, 1993	H	W	78	70
Jan. 25, 1994	H	L	69	74
Mar. 5, 1994	A	L	68	83
Mar. 11, 1994	MEM+	L	55	83
Feb. 1, 1995	A	L	63	65
Feb. 18, 1995	H	L	73	86
Jan. 10, 1996	A	L	65	72
Feb. 14, 1996	H	L	72	75
Jan. 28, 1997	H	W	72	62
Feb. 22, 1997	A	L	50	55
Jan. 18, 1998	H	W	94	40
Feb. 4, 1998	A	L	62	76
Jan. 23, 1999	A	W	73	58
Feb. 13, 1999	H	W	102	61
Mar. 5, 1999	ATL+	W	93	61
Feb. 2, 2000	H	W	77	63
Feb. 22, 2000	A	L	64	68
Jan. 27, 2001	A	L	80	81
Feb. 21, 2001	H	W	OT 72	69
Jan. 12, 2002	H	W	59	56
Feb. 27, 2002	A	L	68	73
Jan. 18, 2003	H	W	77	68
Feb. 15, 2003	A	L	68	84
Jan. 17, 2004	A	L	46	69
Feb. 24, 2004	H	L	71	72
Jan. 26, 2005	H	L	55	60
Mar. 2, 2005	A	L	53	94
Jan. 11, 2006	H	L	52	56
Mar. 1, 2006	A	L	61	71
Jan. 23, 2007	H	W	81	57
Feb. 24, 2007	A	W	86	77
Jan. 26, 2008	A	L	77	97
Feb. 24, 2008	H	W	88	76
Jan. 17, 2009	H	W	85	71
Mar. 3, 2009	A	W	77	73
Jan. 30, 2010	H	W	58	57
Mar. 6, 2010	A	L	61	73
Jan. 22, 2011	H	L	58	68
Feb. 23, 2011	A	L	49	51
Feb. 7, 2012	H	L	50	68
Feb. 29, 2012	A	L	49	55
Feb. 6, 2013	H	W	49	37
Feb. 26, 2013	A	L	43	61
Jan. 30, 2014	H	W	74	55
Mar. 1, 2014	A	L	57	73
Jan. 24, 2015	A	L	55	57
Feb. 17, 2015	H	L	68	79

*Southern Conference Tournament
+SEC Tournament
Key to Abbreviations:
ATL—Atlanta, Ga. BHAM—Birmingham, Ala.
LOU—Louisville, Ky. MONT—Montgomery, Ala.
NASH—Nashville, Tenn. ORL—Orlando, Fla.
MEM—Memphis, Tenn.

Series Notes
All Games at Auburn: Auburn leads 28-27

All Games at Auburn Arena: Alabama leads 3-2
All Games at BEMC: Auburn leads 22-20
All Games at Alabama: Alabama leads 47-8
All Games at Coleman Coliseum: Alabama leads 40-7
Avery Johnson vs. Auburn: 0-0
All Games at Neutral Sites: Auburn leads 22-19
All Games at Birmingham: Auburn leads 4-3
All Games at Montgomery: Auburn leads 17-9
SEC Tournament Games: Alabama leads 7-2
Current Series Streak: 3 by Alabama
Longest Auburn Streak: 8 (*57-'58/'60-'61)
Longest Alabama Streak: 11 (*75-'76/'80-'81)

ALABAMA A&M (3-0)

Dec. 22, 2007	H	W	67	56
Dec. 29, 2008	H	W	82	40
Dec. 1, 2009	A	W	87	52

ALABAMA STATE (5-0)

Dec. 11, 1989	H	W	98	79
Dec. 17, 1994	H	W	102	62
Nov. 16, 2007	A	W	63	60
Dec. 22, 2008	H	W	77	72
Dec. 22, 2009	H	W	94	78

ALASKA-ANCHORAGE (0-1)

Nov. 26, 1989	A*	L	94	109
---------------	----	---	----	-----

* Great Alaska Shootout (Anchorage, Alaska)

ALBANY YMCA (0-1)

Dec. 19, 1924	L	21	28
---------------	---	----	----

APPALACHIAN STATE (1-0)

Nov. 29, 1976	H	W	84	61
---------------	---	---	----	----

ARIZONA (1-0)

Mar. 14, 1986	LB*	W	73	63
---------------	-----	---	----	----

*NCAA Tournament
Key to Abbreviation: LB—Long Beach, Calif.

ARKANSAS (16-32)

Dec. 27, 1967	OKC	W	65	58
Jan. 4, 1992	A	L	92	110
Feb. 26, 1992	H	L	74	82
Jan. 23, 1993	A	W	100	89
Mar. 6, 1993	H	W	81	80
Jan. 15, 1994	H	L	105	117
Feb. 26, 1994	A	L	81	91
Jan. 14, 1995	H	W	104	90
Mar. 4, 1995	A	L	66	68
Jan. 6, 1996	H	W	101	76
Feb. 17, 1996	A	L	77	87
Jan. 8, 1997	H	L	55	56
Feb. 11, 1997	A	L	42	75
Jan. 21, 1998	H	L	65	79
Feb. 21, 1998	A	L	83	107
Jan. 6, 1999	H	W	83	66
Feb. 24, 1999	A	L	88	104
Feb. 5, 2000	H	W	73	55
Mar. 5, 2000	A	L	55	64
Mar. 12, 2000	ATL+	L	67	75
Jan. 17, 2001	A	L	72	82
Feb. 14, 2001	H	W	71	63
Jan. 5, 2002	H	L	77	83
Feb. 2, 2002	A	L	60	62
Jan. 11, 2003	A	W	52	37
Mar. 5, 2003	H	W	69	54
Jan. 21, 2004	H	W	70	63
Feb. 4, 2004	A	L	52	74
Jan. 22, 2005	A	L	59	95
Mar. 5, 2005	H	W	77	64
Jan. 21, 2006	H	L	52	68
Feb. 11, 2006	A	L	64	84
Feb. 7, 2007	A	L	57	65
Feb. 21, 2007	H	W	67	59
Jan. 10, 2008	H	L	70	76
Mar. 8, 2008	A	L	64	77
Jan. 24, 2009	A	W	73	51
Feb. 11, 2009	H	W	75	62
Feb. 6, 2010	A	L	OT 79	82
Feb. 20, 2010	H	W	92	83
Jan. 25, 2011	A	L	64	73
Feb. 26, 2011	H	L	55	57



Series Scores

Jan. 25, 2012	A	L	53	56
Feb. 25, 2012	H	L	71	77
Jan. 16, 2013	A	L	20T 80	88
Feb. 13, 2013	H	L	75	83
Jan. 25, 2014	A	L	67	86
Feb. 10, 2015	H	L	87	101

+SEC Tournament Key to Abbreviation:
OKC—Oklahoma City, Okla. ATL—Atlanta, Ga.

Series Notes

All Games at Auburn: Auburn leads 12-11
All Games at Auburn Arena: Arkansas leads 4-0
All Games at BEMC: Auburn leads 12-7
All Games at Arkansas: Arkansas leads 20-3
All Games at Bud Walton Arena: Arkansas leads 19-2
Mike Anderson vs. Auburn: 6-0
All Games at Neutral Sites: Series tied 1-1
SEC Tournament Games: Arkansas leads 1-0
Current Series Streak: 8 by Arkansas
Longest Auburn Streak: 3 ('02-'03/'03-'04)
Longest Arkansas Streak: 8 ('11-'15)

ARKANSAS-LITTLE ROCK (1-0)

Dec. 5, 1996	H	W	75	63
--------------	---	---	----	----

ARKANSAS-PINE BLUFF (5-0)

Nov. 25, 1996	H	W	89	56
Nov. 21, 1999	H	W	100	44
Dec. 4, 2010	H	W	76	72
Nov. 28, 2011	H	W	72	59
Dec. 30, 2013	H	W	91	59

ARKANSAS STATE (0-1)

Dec. 7, 1979	COL	OT LOT	62	69
--------------	-----	--------	----	----

Key to Abbreviation: COL—Columbia, Mo.

ARMSTRONG STATE (3-0)

Dec. 6, 1980	H	W	79	70
Dec. 3, 1984	H	W	80	47
Dec. 1, 1986	H	W	94	54

ATHENS COLLEGE (2-0)

Dec. 27, 1963	H	W	83	51
Dec. 4, 1971	H	W	95	71

ATLANTA ATHLETIC CLUB (1-13)

Feb. 16, 1906	A	W	28	17
1909-10	A	L	23	44
1911-12	L	L	22	60
Jan. 11, 1913	A	L	30	62
Jan. 10, 1914	A	L	20	70
Jan. 18, 1915	A	L	29	43
1914-15	A	L	18	76
1918-19	A	L	23	40
1918-19	L	L	26	36
1919-20	A	L	19	57
1919-20	H	L	24	44
Jan. 15, 1921	A	L	17	42
Jan. 14, 1922	A	L	12	42
Jan. 12, 1924	L	L	22	31

AUGUST ATHLETIC ASSOCIATION (1-0)

Jan. 27, 1909	H	W	37	9
---------------	---	---	----	---

AUGUST COLLEGE (1-0)

Dec. 18, 1986	H	W	89	66
---------------	---	---	----	----

AUSTIN PEAY (4-0)

Dec. 18, 1979	BHAM	W	65	61
Dec. 20, 1980	A	W	52	51
Dec. 5, 1981	H	W	67	56
Dec. 11, 1986	H	W	115	93

Key to Abbreviation: BHAM—Birmingham, Ala.

BALL STATE (1-1)

Dec. 7, 1993	H	W	92	87
Dec. 3, 1994	A	L	74	82

BAYLOR (2-4)

Dec. 27, 1948	OKC	L	44	59
Dec. 20, 1957	A	L	53	62
Dec. 6, 1958	H	W	71	60
Dec. 9, 1995	A	W	83	64
Dec. 14, 1996	H	L	63	68

Mar. 24, 2009	H*	L	72	74
---------------	----	---	----	----

Key to Abbreviation: * National Invitation Tournament
OKC—Oklahoma City, Okla.

BELMONT (2-0)

Dec. 1, 1999	H	W	65	56
Dec. 30, 2004	H	W	73	69

BESSEMER ATHLETIC CLUB (4-4)

Feb. 16, 1908	A	W	34	13
Jan. 16, 1909	H	L	14	17
1909-10	H	W	26	18
1909-10	A	W	23	10
1910-11	W	W	28	24
1911-12	L	L	19	20
Feb. 5, 1913	A	L	9	31
Jan. 30, 1914	A	L	27	68

BETHUNE-COOKMAN (3-0)

Dec. 29, 1998	H	W	99	46
Nov. 25, 2008	H	W	61	46
Jan. 2, 2012	H	W	67	41

BIRMINGHAM ATHLETIC CLUB (11-17-1)

Mar. 16, 1906	A	T	14	14
Feb. 16, 1907	A	L	23	29
1906-07	L	L	20	21
Feb. 8, 1908	W	W	26	14
Feb. 15, 1908	L	L	21	25
1909-10	A	L	31	33
1909-10	H	W	31	19
1909-10	A	W	26	19
1910-11	L	L	19	53
1911-12	L	L	26	35
1911-12	L	L	9	27
Feb. 6, 1913	A	L	12	35
Jan. 23, 1914	H	L	19	42
Jan. 20, 1918	L	L	19	27
Feb. 12, 1919	L	L	22	38
1919-20	H	W	27	21
1919-20	A	W	25	20
Feb. 12, 1921	A	L	34	39
Feb. 4, 1922	A	W	29	19
Feb. 18, 1922	H	W	34	21
1922-23	W	W	31	17
1922-23	L	L	19	42
Jan. 19, 1924	W	W	44	23
Feb. 16, 1924	L	OT 32	36	36
Feb. 14, 1925	L	L	25	35
Jan. 23, 1926	A	L	27	44
Feb. 13, 1926	H	W	39	32
1928-29	H	W	37	34
1928-29	A	L	20	38

BIRMINGHAM COLLEGE (2-0)

1917-18	W	W	27	24
1917-18	W	W	19	11

BIRMINGHAM HIGH SCHOOL (2-2)

1909-10	H	W	29	16
1910-11	L	L	21	28
1911-12	W	W	31	8
Feb. 7, 1913	A	L	24	34

BIRMINGHAM-SOUTHERN (22-4)

1925-26	A	W	32	17	
Jan. 8, 1932	A	W	41	23	
Jan. 20, 1933	A	L	33	50	
Jan. 26, 1934	H	L	22	39	
Jan. 26, 1935	H	L	20	37	
Feb. 2, 1935	A	L	40	46	
Jan. 24, 1936	A	W	26	17	
Feb. 28, 1936	N	W	41	22	
Jan. 30, 1937	A	W	39	22	
Jan. 19, 1938	A	W	49	39	
Feb. 18, 1938	A	A	W	49	39
Jan. 28, 1939	H	W	50	17	
Feb. 11, 1939	H	W	52	35	
Dec. 4, 1948	A	W	40	32	
Dec. 1, 1949	H	W	79	49	
Jan. 4, 1950	A	W	70	48	
Nov. 30, 1950	A	W	57	56	

Dec. 6, 1950	H	W	69	57
Nov. 29, 1951	A	W	65	59
Dec. 15, 1951	H	W	79	46
Dec. 13, 1952	A	W	87	61
Jan. 6, 1953	H	W	84	59
Dec. 1, 1953	H	W	81	50
Dec. 4, 1953	A	W	93	66
Dec. 4, 1954	H	W	90	77
Dec. 3, 1955	H	W	81	64
Nov. 26, 1985	H	W	61	51

BIRMINGHAM YMCA (0-2)

1909-10	A	L	12	23
1910-11	L	L	27	30

BOSTON COLLEGE (2-1)

Dec. 23, 1985	ORL	W	89	85
Nov. 21, 2012	A	L	49	50
Dec. 22, 2013	H	W	77	67

Key to Abbreviation: ORL—Orlando, Fla.

BRADLEY (2-0)

Mar. 17, 1988	ATL*	W	90	86
Dec. 16, 1999	MOB	W	78	64

Key to Abbreviation: *NCAA Tournament
ATL—Atlanta, Ga. MOB—Mobile, Ala.

BRIGHAM YOUNG (1-0)

Nov. 23, 1998	H	W	62	43
---------------	---	---	----	----

BUFFALO (1-0)

Dec. 27, 1969	BHAM	W	84	61
---------------	------	---	----	----

Key to Abbreviation: BHAM—Birmingham, Ala.

BUTLER (2-0)

Dec. 7, 1974	A	W	74	71
Dec. 1, 1975	H	W	80	69

CAMPBELL (0-1)

Nov. 20, 2010	H	L	54	61
---------------	---	---	----	----

CAMP BENNING (6-4)

Jan. 25, 1919	H	W	68	9
Jan. 17, 1921	A	L	11	19
Feb. 14, 1922	H	L	17	30
1922-23	W	W	24	19
Jan. 16, 1924	W	W	42	18
Jan. 13, 1925	H	L	27	36
Feb. 12, 1925	A	W	38	36
1928-29	H	W	40	38
1928-29	A	L	37	43
1930-31	W	W	54	13

CAL STATE-CHICO (1-0)

Dec. 21, 1981	H	W	104	61
---------------	---	---	-----	----

CAL STATE-FULLERTON (1-0)

Dec. 28, 1982	SLC	W	69	60
---------------	-----	---	----	----

Key to Abbreviation: SLC—Salt Lake City, Utah

CENTENARY (1-0)

Dec. 21, 1992	H	W	86	61
---------------	---	---	----	----

CENTRAL FLORIDA (4-1)

Dec. 22, 1985	A	W	78	49
Dec. 29, 1988	A	W	95	68
Nov. 14, 1997	A	W	70	63
Nov. 19, 1998	H	W	77	42
Nov. 20, 2009	DAY	L	74	84

Key to Abbreviation: DAY—Daytona Beach, FL

CENTRAL COLLEGE (0-1)

Jan. 31, 1921	A	L	24	42
---------------	---	---	----	----

CHARLESTON SOUTHERN (3-0)

Dec. 30, 2006	H	W	69	53
Nov. 19, 2007	A1	W	89	59
Dec. 29, 2009	H	W	77	62

A1—North Charleston (S.C.) Coliseum

CHARLOTTE YMCA (0-1)

1919-20	A	L	30	36
---------	---	---	----	----



Series Scores

THE CITADEL (1-1)

Dec. 1, 1966	A	W	105	83
Dec. 1, 1967	H	L	70	73

CLEMSON (15-12)

1919-20	A	W	60	12
Mar. 3, 1921	ATL+	W	45	25
Jan. 21, 1922	H	W	32	19
1922-23		L	19	24
Feb. 3, 1927	H	W	45	26
Feb. 4, 1927	H	W	45	23
Jan. 18, 1928	H	W	56	26
Jan. 19, 1928	H	W	30	23
Feb. 27, 1928	ATL+	W	27	26
Feb. 1, 1929	A	L	20	46
Jan. 10, 1930	H	L	31	39
Jan. 10, 1931	H	W	44	20
Jan. 26, 1931	A	L	33	37
1935-36	H	L	23	33
1935-36	H	L	18	31
Feb. 15, 1937		W	41	33
Feb. 16, 1937		W	33	26
Dec. 17, 1956	CHAR	W	89	64
Dec. 27, 1964	GRE	L	65	77
Dec. 21, 1968	BHAM	W	92	72
Dec. 4, 1969	A	W	61	60
Dec. 30, 1971	GRE	L	67	77
Nov. 30, 1973	A	L	72	87
Dec. 27, 1974	MIN	L	59	63
Mar. 18, 1993	*A*	L	72	84
Dec. 19, 2013	H	W	66	64
Dec. 14, 2014	A	L	61	72

*National Invitation Tour. +Southern Conference Tour.
 Key to Abbreviations: MIN—Minneapolis, Minn.
 ATL—Atlanta, Ga. BHAM—Birmingham, Ala.
 CHAR—Charlotte, N.C. GRE—Greenville, S.C.

COASTAL CAROLINA (1-1)

Dec. 17, 1995	H	W	82	66
Dec. 5, 2014	H	L	54	58

COLLEGE OF CHARLESTON (3-0)

Nov. 17, 2003	H	W	66	62
Dec. 7, 2004	A	W	76	61
Nov. 16, 2012	A	W	55	51

COLORADO (0-2)

Nov. 29, 1996	HILO	L	OT 72	78
Nov. 17, 2014	A	L	59	90

Key to Abbreviation: HILO—Hilo, Hawaii

COLORADO STATE (2-2)

Dec. 28, 1948	OKC	L	41	46
Dec. 1, 2003	H	W	84	54
Nov. 30, 2004	H	W	OT 79	76
Nov. 28, 2005	A	L	67	77

Key to Abbreviation: OKC—Oklahoma City, Okla.

COLUMBIA (2-0)

Dec. 20, 1965	TAM	W	OT 76	75
Dec. 30, 1980	TOL	W	63	55

Key to Abbreviations:
 TAM—Tampa, Fla. TOL—Toledo, Ohio

COLUMBUS COLLEGE (2-0)

Nov. 28, 1983	H	W	58	54
Nov. 26, 1984	H	W	91	56

COLUMBUS YMCA (3-12)

Feb. 7, 1906	H	L	16	18
Feb. 14, 1907	H	W	OT 29	27
Feb. 26, 1907	A	W	16	11
1907-08		L	32	37
Mar. 2, 1908	H	L	19	33
Jan. 8, 1909	H	L	14	41
1909-10	A	L	8	44
1909-10	H	L	16	42
1910-11		L	33	45
1911-12		L	12	19
1912-13	H	L	13	77
Jan. 9, 1914	A	L	3	74
Feb. 14, 1914	H	L	11	41
Feb. 27, 1915	A	L	29	51
Jan. 8, 1924		W	36	19

CONNECTICUT (0-1)

Nov. 25, 1989	ANCH	L	81	95
---------------	------	---	----	----

Key to Abbreviation: ANCH—Anchorage, Alaska

COPPIN STATE (1-0)

Dec. 13, 1999	H	W	63	35
---------------	---	---	----	----

CREIGHTON (1-1)

Dec. 28, 1976	LOU	L	76	81
Mar. 16, 2000	MINN*	W	72	69

Key to Abbreviation: *NCAA Tournament
 LOU—Louisville, Ky. MINN—Minneapolis, Minn.

CUMBERLAND (0-1)

Jan. 23, 1913	H	L	19	35
---------------	---	---	----	----

DARTMOUTH (1-0)

Dec. 20, 1969	NASH	W	85	76
---------------	------	---	----	----

Key to Abbreviation: NASH—Nashville, Tenn.

DAVIDSON (1-0)

Dec. 28, 1951	CHAR	W	66	59
---------------	------	---	----	----

Key to Abbreviation: CHAR—Charlotte, N.C.

DAYTON (0-4)

Dec. 29, 1965	NO	L	71	85
Dec. 18, 1972	A	L	63	106
Nov. 28, 2008	HE	L	OT 59	60
Nov. 18, 2012	CHAS	L	63	73

Key to Abbreviation:
 NO—New-Orleans, La. HE—Hoffman Estates, Ill.
 CHAS—Charleston, S.C.

DELAWARE (2-0)

Dec. 22, 1984	CHAT	W	95	63
Dec. 20, 2004	CARO	W	74	46

Key to Abbreviation: CHAT—Chattanooga, Tenn.
 CARO—Carolina, Puerto Rico (San Juan Shootout)

DENVER (1-0)

Dec. 21, 2002	CAG	W	63	58
---------------	-----	---	----	----

Key to Abbreviation: CAG—Caguas, Puerto Rico

DEPAUL (0-1)

NOV. 30, 2012	H	L	76	80
---------------	---	---	----	----

DETROIT (1-0)

Dec. 9, 2000	BHAM	W	75	72
--------------	------	---	----	----

Key to Abbreviation: BHAM—Birmingham, Ala.

DUKE (0-3)

Dec. 30, 1963	NO	L	67	84
Dec. 26, 1975	A	L	74	85
Dec. 30, 1981	A	L	71	72

Key to Abbreviation: NO—New Orleans, La.

DUQUESNE (2-0)

Dec. 9, 1989	BHAM	W	79	74
Dec. 13, 1990	A	W	75	71

Key to Abbreviation: BHAM—Birmingham, Ala.

EAST TENNESSEE STATE (1-0)

Nov. 17, 2006	H	W	64	58
---------------	---	---	----	----

EASTERN ILLINOIS (1-0)

Dec. 7, 1972	H	W	82	75
--------------	---	---	----	----

EASTERN KENTUCKY (3-1)

Dec. 17, 1955	MONT	L	71	93
Dec. 19, 1983	H	W	100	60
Dec. 15, 1986	A	W	97	82
Dec. 28, 1991	CHAT	W	104	92

Key to Abbreviation:
 CHAT—Chattanooga, Tenn. MONT—Montgomery, Ala.

ECKERD (1-0)

Dec. 13, 1980	H	W	106	66
---------------	---	---	-----	----

FAIRLEIGH DICKINSON (1-0)

Dec. 4, 1976	H	W	86	59
--------------	---	---	----	----

FLORIDA (87-76)

Jan. 15, 1927	H	W	51	34
---------------	---	---	----	----

Feb. 5, 1927	A	W	40	28
Jan. 13, 1928	A	W	39	23
Jan. 14, 1928	A	W	43	33
Feb. 21, 1928	H	W	50	28
Feb. 22, 1928	H	W	38	29
Jan. 25, 1929	A	L	34	44
Jan. 26, 1929	A	W	39	32
Feb. 18, 1929	H	L	29	46
Feb. 19, 1929	H	W	51	26
Jan. 22, 1932	A	W	43	26
Jan. 23, 1932	A	W	28	21
Feb. 17, 1933	H	W	32	30
Feb. 18, 1933	H	W	16	11
Feb. 17, 1934	A	L	21	39
Feb. 18, 1934	A	W	23	21
Feb. 8, 1935	H	L	25	35
Feb. 9, 1935	H	W	39	34
Feb. 21, 1936	A	W	32	16
Feb. 22, 1936	A	L	13	20
Feb. 12, 1937	H	W	35	34
Feb. 13, 1937	H	W	51	40
Feb. 25, 1938	A	L	34	43
Feb. 26, 1938	A	L	35	51
Feb. 24, 1939	H	W	40	38
Feb. 25, 1939	H	L	25	31
Feb. 23, 1940	H	L	37	42
Feb. 20, 1942	H	W	47	23
Feb. 21, 1942	H	W	38	36
Feb. 12, 1945	A	L	33	58
Feb. 13, 1945	A	W	42	40
Feb. 19, 1945	H	W	43	41
Feb. 20, 1945	H	L	48	62
Jan. 29, 1946	H	W	49	36
Jan. 30, 1946	H	W	51	40
Feb. 8, 1946	A	W	60	53
Feb. 9, 1946	A	L	34	53
Jan. 17, 1947	A	L	32	48
Jan. 18, 1947	A	L	28	39
Feb. 7, 1947	H	L	42	48
Feb. 8, 1947	H	W	36	30
Dec. 12, 1947	A	W	43	41
Dec. 13, 1947	A	L	39	47
Feb. 5, 1948	H	W	53	50
Feb. 6, 1948	H	L	37	39
Jan. 8, 1949	A	L	45	61
Feb. 17, 1949	H	W	44	43
Jan. 14, 1950	H	W	72	46
Feb. 20, 1950	A	L	41	43
Feb. 17, 1951	A	L	61	82
Feb. 23, 1951	H	W	OT 83	77
Jan. 3, 1952	A	L	63	64
Feb. 8, 1952	H	W	61	52
Feb. 4, 1953	H	L	62	66
Feb. 21, 1953	A	L	67	71
Jan. 29, 1954	A	W	83	76
Feb. 13, 1954	H	W	85	65
Jan. 29, 1955	H	W	91	69
Feb. 12, 1955	A	W	70	66
Jan. 2, 1956	H	W	89	77
Feb. 11, 1956	H	W	77	73
Jan. 28, 1957	H	W	76	61
Feb. 9, 1957	A	W	73	70
Jan. 11, 1958	A	L	66	90
Feb. 10, 1958	H	W	76	69
Jan. 10, 1959	A	W	63	54
Feb. 9, 1959	H	W	93	71
Jan. 9, 1960	A	W	73	69
Feb. 8, 1960	H	W	89	51
Jan. 13, 1961	A	L	53	58
Feb. 13, 1961	H	L	60	78
Jan. 13, 1962	A	L	40	43
Feb. 12, 1962	H	W	64	60
Jan. 12, 1963	A	W	81	56
Feb. 11, 1963	H	W	88	59
Jan. 11, 1964	A	L	46	63
Feb. 10, 1964	H	W	79	58
Jan. 9, 1965	H	W	74	63
Feb. 7, 1				



Series Scores

Feb. 17, 1968	H	W	73	65
Jan. 4, 1969	A	L	59	68
Feb. 8, 1969	H	W	OT 81	80
Jan. 3, 1970	H	W	91	75
Feb. 7, 1970	A	L	68	70
Jan. 2, 1971	A	L	60	66
Feb. 6, 1971	H	W	85	70
Jan. 8, 1972	H	W	79	74
Feb. 12, 1972	A	W	103	100
Jan. 6, 1973	A	L	55	65
Feb. 10, 1973	H	L	OT 74	76
Jan. 14, 1974	H	L	81	92
Feb. 16, 1974	A	L	77	85
Jan. 13, 1975	A	W	84	68
Feb. 15, 1975	H	W	76	75
Jan. 31, 1976	A	W	92	86
Feb. 28, 1976	H	W	89	80
Jan. 22, 1977	H	L	73	77
Feb. 19, 1977	A	L	68	79
Jan. 14, 1978	A	W	81	72
Feb. 11, 1978	H	W	92	84
Jan. 6, 1979	H	W	91	86
Feb. 3, 1979	A	W	OT 93	92
Jan. 5, 1980	H	W	82	62
Feb. 2, 1980	A	L	60	70
Jan. 10, 1981	A	L	59	63
Feb. 7, 1981	H	L	50	55
Mar. 4, 1981	BHAM*	L	OT 48	50
Jan. 9, 1982	H	W	80	60
Feb. 6, 1982	A	L	66	69
Jan. 8, 1983	A	L	75	92
Feb. 5, 1983	H	W	62	54
Jan. 7, 1984	H	W	82	66
Feb. 5, 1984	A	W	67	65
Jan. 5, 1985	H	W	80	74
Feb. 6, 1985	A	W	OT 81	78
Mar. 8, 1985	BHAM*	W	43	42
Jan. 4, 1986	A	L	59	62
Feb. 6, 1986	H	W	67	65
Jan. 31, 1987	H	W	81	68
Feb. 9, 1987	A	W	84	70
Jan. 6, 1988	H	W	72	67
Feb. 6, 1988	A	W	58	57
Jan. 14, 1989	H	L	75	79
Feb. 15, 1989	A	L	79	90
Jan. 13, 1990	A	L	62	84
Feb. 14, 1990	H	W	75	55
Jan. 5, 1991	A	L	82	84
Feb. 6, 1991	H	L	OT 84	87
Feb. 19, 1992	A	L	81	92
Jan. 6, 1993	H	L	73	76
Feb. 2, 1994	A	L	67	68
Jan. 25, 1995	H	W	77	71
Feb. 10, 1996	A	W	73	70
Jan. 11, 1997	H	W	79	65
Feb. 11, 1998	A	L	64	81
Mar. 5, 1998	ATL*	L	64	68
Jan. 16, 1999	H	W	88	69
Feb. 27, 2000	A	L	59	88
Mar. 10, 2000	ATL*	W	78	70
Jan. 24, 2001	H	L	63	65
Feb. 20, 2002	A	L	61	89
Mar. 7, 2002	ATL*	L	63	81
Mar. 1, 2003	H	L	70	73
Jan. 24, 2004	A	L	52	68
Jan. 12, 2005	H	L	OT 78	84
Jan. 14, 2006	A	L	57	69
Jan. 27, 2007	H	L	66	91
Jan. 12, 2008	A	L	56	72
Jan. 14, 2009	H	L	65	68
Mar. 13, 2009	TAM*	W	61	58
Feb. 18, 2010	A	L	70	78
Mar. 11, 2010	NASH*	L	69	78
Jan. 20, 2011	H	L	40	45
Feb. 21, 2012	A	L	47	63
Feb. 16, 2013	H	L	52	83
Jan. 18, 2014	H	L	61	68
Feb. 19, 2014	A	L	66	71
Jan. 15, 2015	A	L	55	75

Key to Abbreviation: * SEC Tournament
 BHAM—Birmingham, Ala. ATL—Atlanta, Ga
 NASH—Nashville, TN.

Series Notes

All Games at Auburn: Auburn leads 54-25
 All Games at Auburn Arena: Auburn trails 1-2
 All Games at BEMC: Auburn leads 20-12
 All Games at Florida: Florida leads 47-30
 All Games at O'Connell Center: Florida leads 19-5
 Michael White vs. Auburn: 0-0
 All Games at Neutral Sites: Florida leads 4-3
 SEC Tournament Games: Florida leads 3-3
 Current Series Streak: 8 by Florida
 Longest Auburn Streak: 8 ('53-'54/'56-'57)
 Longest Florida Streak: 10 (2000-01/2008-09)

FLORIDA A&M (8-0)

Dec. 29, 1994	A	W	83	70
Dec. 30, 1995	A	W	84	54
Dec. 28, 1996	A	W	95	57
Dec. 6, 1997	H	W	79	69
Nov. 16, 1998	H	W	94	47
Nov. 17, 2000	H	W	87	52
Dec. 19, 2011	H	W	76	69
Jan. 4, 2014	H	W	81	50

FLORIDA ATLANTIC (1-0)

Feb. 5, 1994	H	W	91	78
--------------	---	---	----	----

FLORIDA INTERNATIONAL (2-0)

Dec. 18, 1982	H	W	115	77
Nov. 30, 2001	H	W	67	55

FLORIDA STATE (23-8)

Dec. 17, 1958	H	W	95	74
Dec. 29, 1958	A	W	69	62
Dec. 12, 1959	H	W	62	58
Dec. 28, 1959	A	W	76	63
Dec. 10, 1960	H	W	74	57
Jan. 17, 1961	COL	W	74	67
Dec. 9, 1961	H	L	52	56
Dec. 30, 1961	A	W	62	57
Dec. 8, 1962	H	W	65	47
Dec. 21, 1962	A	W	OT 77	70
Dec. 7, 1963	A	L	67	69
Jan. 28, 1964	H	W	63	59
Dec. 5, 1964	H	W	92	68
Jan. 25, 1965	A	L	55	58
Dec. 21, 1965	TAM	W	59	58
Dec. 27, 1965	PENSA	W	80	64
Dec. 27, 1966	MOB	W	67	59
Dec. 4, 1978	H	L	70	71
Feb. 4, 1980	A	L	69	73
Dec. 17, 1980	BHAM	W	78	74
Dec. 19, 1981	A	W	77	76
Dec. 1, 1982	H	W	78	68
Dec. 5, 1983	A	W	76	69
Dec. 3, 1989	A	L	78	82
Dec. 15, 1990	H	W	99	96
Dec. 6, 1998	A	W	80	68
Dec. 5, 1999	H	W	55	54
Dec. 17, 2009	A	L	72	76
Jan. 3, 2011	H	W	65	60
Jan. 4, 2012	A	L	56	85
Jan. 2, 2013	H	W	78	72

Key to Abbreviations:
 BHAM—Birmingham, Ala. COL—Columbus, Ga.
 MOB—Mobile, Ala. MONT—Montgomery, Ala.
 TAM—Tampa, Fla. PENSA—Pensacola, Fla.

FORDHAM (1-0)

Dec. 30, 1993	TUCS	W	81	60
---------------	------	---	----	----

Key to Abbreviation: TUCS—Tucson, Ariz.

FURMAN (4-1)

1922-23	L	22	43	
Dec. 29, 1964	A	W	107	86
Dec. 29, 1971	A	W	103	78
Nov. 22, 2004	H	W	85	74
DEC. 15, 2012	H	W	64	50

GARDNER-WEBB (1-0)

Nov. 25, 2005	H	W	70	43
---------------	---	---	----	----

GEORGETOWN-KY. (1-0)

Feb. 9, 1928	H	W	41	25
--------------	---	---	----	----

GEORGE WASHINGTON (2-1)

Dec. 8, 1979	COL	L	60	71
Dec. 2, 2007	DC	W	74	70
Nov. 22, 2008	H	W	83	71

Key: COL—Columbia, Mo. DC—Washington, D.C.

GEORGIA (90-91)

1907-08	COL	W	34	20
1908-09	A	L	37	48
1909-10	A	L	35	40
1909-10	H	W	56	21
1910-11	A	L	24	26
1911-12	A	L	19	40
Jan. 10, 1913	A	L	12	92
Mar. 1, 1913	H	L	21	67
Jan. 16, 1914	A	L	16	80
Feb. 28, 1914	H	L	15	46
Feb. 7, 1916	A	L	14	81
Feb. 8, 1916	H	L	18	45
Jan. 19, 1917	A	L	18	90
Jan. 14, 1919	A	W	25	20
Jan. 29, 1919	H	W	35	22
1919-20	A	L	16	31
1919-20	H	W	31	29
Jan. 12, 1921	H	L	22	31
Feb. 5, 1921	A	L	23	29
Mar. 4, 1921	ATL+	L	24	32
1921-22	A	L	15	39
1921-22	H	L	17	31
1922-23	A	L	29	35
1922-23	H	W	45	16
Jan. 30, 1924	H	L	17	32
Feb. 5, 1924	A	L	18	33
Feb. 10, 1925	A	L	17	40
Feb. 17, 1925	H	L	21	37
Feb. 4, 1926	A	L	28	49
Feb. 3, 1928	H	W	28	25
Feb. 2, 1929	A	L	31	39
Mar. 1, 1929	ATL+	L	24	42
Jan. 29, 1930	H	L	35	43
Jan. 23, 1931	A	L	27	30
Feb. 28, 1931	N+	L	27	31
Feb. 15, 1932	H	W	26	24
Feb. 11, 1933	A	L	21	22
Feb. 10, 1934	H	W	30	21
Feb. 5, 1935	A	L	29	33
Feb. 15, 1936	H	W	33	26
Feb. 29, 1936	N*	W	43	26
1936-37	A	L	19	21
Feb. 12, 1938	H	W	34	27
Feb. 4, 1939	A	L	21	43
Feb. 10, 1939	H	W	34	29
Feb. 3, 1940	H	L	28	32
Feb. 9, 1940	H	L	47	48
Feb. 28, 1940	KNOX*	L	41	48
Feb. 8, 1941	H	W	43	39
Feb. 26, 1941	A	L	31	36
Feb. 6, 1942	A	W	32	28
Feb. 13, 1942	H	W	53	41
Feb. 5, 1943	H	W	47	32
Feb. 13, 1943	A	L	31	51
Jan. 18, 1945	A	L	50	59
Feb. 3, 1945	H	L	43	59
1945-46	A	L	37	38
Jan. 21, 1946	H	W	40	37
Jan. 25, 1947	H	L	40	44
1946-47	A	L	45	60
Jan. 16, 1948	H	W	52	41
Feb. 21, 1948	A	L	36	74
Jan. 14, 1949	A	L	52	55
1948-49	H	W	53	47
Feb. 9, 1950	H	W	67	54
Feb. 25, 1950	A	W	55	46
Jan. 13, 1951	H	W	OT 69	68
Jan. 27, 1951	A	W	61	49
Dec. 8, 1951	A	W	62	48
Jan. 26, 1952	H	W	65	51
Dec. 19, 1952	BHAM	W	71	49
Jan. 9, 1953	A	W	64	59
Jan. 21, 1953	H	W	78	69
Dec. 18, 1953	BHAM	W	75	73
Jan. 23, 1954	A	W	81	66
Feb. 15, 1954	H	W	80	61



Series Scores

Jan. 22, 1955	A	L	83	88
Jan. 31, 1955	H	W	78	76
Jan. 21, 1956	A	W	60	59
Feb. 13, 1956	H	W	96	80
Jan. 12, 1957	A	L	72	75
Jan. 26, 1957	H	W	73	66
Jan. 25, 1958	COL	W	90	62
Feb. 8, 1958	H	W	75	73
Jan. 24, 1959	A	W	81	61
Feb. 7, 1959	H	W	95	69
Jan. 23, 1960	A	L	59	68
Feb. 6, 1960	H	W	72	45
Jan. 21, 1961	COL	W	78	68
Feb. 11, 1961	H	W	73	69
Jan. 27, 1962	COL	W	83	47
Feb. 10, 1962	H	W	74	49
Jan. 26, 1963	A	W	78	62
Feb. 9, 1963	H	W	OT 70	67
Jan. 25, 1964	A	W	85	77
Feb. 8, 1964	H	L	67	71
Jan. 23, 1965	H	W	95	65
Feb. 6, 1965	A	L	60	62
Feb. 16, 1966	A	L	74	83
Feb. 23, 1966	H	W	74	63
Jan. 28, 1967	H	W	73	64
Feb. 1, 1967	A	W	62	49
Jan. 27, 1968	A	L	74	76
Jan. 31, 1968	H	W	62	56
Jan. 6, 1969	A	L	69	74
Jan. 20, 1969	H	L	84	85
Jan. 5, 1970	H	L	64	68
Jan. 19, 1970	A	L	67	71
Jan. 4, 1971	A	W	79	58
Jan. 18, 1971	H	L	76	77
Jan. 10, 1972	H	W	99	93
Jan. 24, 1972	A	L	72	79
Jan. 8, 1973	A	L	OT 72	84
Jan. 22, 1973	H	L	64	68
Jan. 28, 1974	A	L	82	85
Mar. 2, 1974	H	W	97	84
Jan. 27, 1975	H	W	65	64
Mar. 1, 1975	A	L	OT 90	93
Jan. 17, 1976	A	W	94	70
Feb. 14, 1976	H	W	88	79
Jan. 10, 1977	A	W	95	71
Feb. 7, 1977	H	W	83	74
Jan. 2, 1978	A	W	76	69
Mar. 4, 1978	H	W	81	80
Jan. 11, 1979	A	W	84	77
Feb. 22, 1979	H	W	73	68
Mar. 1, 1979	BHAM*	W	4OT 95	91
Jan. 19, 1980	H	W	58	53
Feb. 16, 1980	A	W	OT 69	65
Feb. 27, 1980	BHAM*	W	79	71
Jan. 24, 1981	A	L	63	67
Feb. 21, 1981	H	L	65	76
Jan. 23, 1982	H	W	82	74
Feb. 20, 1982	A	L	56	57
Jan. 22, 1983	H	W	66	64
Feb. 19, 1983	A	L	60	67
Jan. 22, 1984	A	L	86	90
Feb. 18, 1984	H	W	81	63
Jan. 19, 1985	A	L	80	97
Feb. 21, 1985	H	L	84	86
Jan. 18, 1986	H	W	84	69
Feb. 19, 1986	A	W	OT 87	86
Jan. 7, 1987	H	W	OT 62	58
Feb. 7, 1987	A	L	71	75
Jan. 13, 1988	A	L	68	87
Feb. 13, 1988	H	W	64	57
Mar. 11, 1988	BR*	L	60	65
Feb. 2, 1989	H	L	62	75
Mar. 4, 1989	A	L	76	80
Jan. 31, 1990	A	L	75	88
Mar. 3, 1990	H	L	79	94
Jan. 23, 1991	A	W	2OT 59	58
Feb. 23, 1991	H	L	77	86
Feb. 1, 1992	H	W	89	84
Feb. 6, 1993	A	L	69	96
Jan. 5, 1994	H	L	OT 80	83
Jan. 21, 1995	A	L	77	83
Jan. 13, 1996	H	W	89	86
Jan. 25, 1997	A	L	48	53

Jan. 3, 1998	H	W	73	62
Jan. 30, 1999	A	W	85	74
Jan. 8, 2000	H	W	67	52
Jan. 10, 2001	A	L	OT 80	85
Feb. 9, 2002	H	W	75	72
Jan. 25, 2003	A	L	79	85
Feb. 7, 2004	H	W	57	54
Mar. 11, 2004	ATL*	L	59	73
Feb. 19, 2005	A	L	45	57
Jan. 28, 2006	H	W	66	65
Feb. 17, 2007	A	L	79	86
Mar. 8, 2007	ATL*	L	65	80
Mar. 5, 2008	H	L	54	59
Feb. 18, 2009	A	W	71	59
Feb. 10, 2010	H	W	82	63
Feb. 5, 2011	A	L	OT 72	81
Mar. 10, 2011	ATL*	L	51	69
Feb. 1, 2012	H	W	59	51
Jan. 30, 2013	A	L	49	57
Feb. 1, 2014	H	W	74	67
Feb. 14, 2015	A	W	69	68
Mar. 7, 2015	H	L	61	64

*SEC Tournament +Southern Conference Tournament
 Key to Abbreviations: KNOX—Knoxville, Tenn.
 ATL—Atlanta, Ga. BHAM—Birmingham, Ala.
 BR—Baton Rouge, La. COL—Columbus, Ga.

Series Notes

All Games at Auburn: Auburn leads 58-23
 All Games at Auburn Arena: Auburn leads 2-1
 All Games at BEMC: Auburn leads 22-11
 All Games at Georgia: Georgia leads 60-23
 All Games at Stegeman Coliseum: Georgia leads 26-12
 Mark Fox vs. Auburn: 4-3
 All Games at Neutral Sites: Auburn leads 9-8
 SEC Tournament Games: Georgia leads 5-3
 Current Series Streak: 1 by Georgia
 Longest Auburn Streak: 13 (*48-'49/'53-'54)
 Longest Georgia Streak: 9 (*10-'11/'16-'17)

GEORGIA SOUTHERN (6-0)

Dec. 21, 1964	H	W	80	64
Dec. 2, 1994	MUN	W	77	45
Dec. 19, 2000	H	W	93	79
Jan. 2, 2010	H	W	95	75
Dec. 29, 2010	H	W	OT 88	84
Dec. 30, 2011	H	W	78	75

MUN—Muncie, Ind. (Cardinal Varsity Club Classic)

GEORGIA STATE (5-1)

Nov. 29, 1988	H	W	74	70
Feb. 5, 1990	A	W	79	66
Nov. 26, 1990	H	W	83	65
Dec. 7, 1996	H	W	66	48
Nov. 26, 2002	H	W	100	71
Dec. 22, 2003	H	L	72	77

GEORGIA TECH (53-61)

Feb. 17, 1906	A	W	26	6
Feb. 4, 1909	A	W	24	8
Feb. 12, 1913	A	W	36	27
Feb. 22, 1913	H	W	23	19
Feb. 20, 1914	A	L	12	50
Feb. 23, 1914	H	L	6	21
Jan. 22, 1920	A	W	29	24
Mar. 9, 1920	H	W	26	17
Jan. 22, 1921	A	W	30	28
Jan. 28, 1922	A	L	17	35
Feb. 11, 1922	H	W	29	26
Jan. 12, 1923	A	L	17	35
Feb. 23, 1923	H	W	29	26
Jan. 11, 1924	A	L	24	39
Feb. 9, 1924	H	L	18	33
Feb. 29, 1924	ATL*	W	35	29
Jan. 17, 1925	H	L	21	28
Feb. 7, 1925	A	W	15	14
Jan. 9, 1926	H	W	32	28
Feb. 19, 1926	A	L	18	28
Jan. 5, 1927	A	L	OT 20	22
Feb. 12, 1927	H	W	42	24
Jan. 7, 1928	H	W	56	29
Feb. 28, 1928	A	W	30	29
Feb. 6, 1929	A	L	25	42
Feb. 16, 1929	H	L	41	46

Feb. 18, 1930	H	L	34	47
Feb. 19, 1930	A	L	29	40
Jan. 28, 1931	H	L	33	37
Feb. 24, 1931	A	L	22	47
Jan. 12, 1932	H	W	25	22
Feb. 13, 1932	A	L	28	36
Feb. 15, 1933	H	L	20	29
Feb. 20, 1933	A	L	18	29
Jan. 11, 1934	H	L	26	28
Feb. 14, 1934	A	L	20	24
Feb. 6, 1935	A	L	24	25
Feb. 13, 1935	H	L	19	34
Feb. 4, 1936	H	W	31	28
Feb. 19, 1936	A	L	22	46
Feb. 11, 1937	A	L	28	42
Feb. 27, 1937	H	L	33	35
Jan. 28, 1938	A	L		
Feb. 14, 1938	A	L	42	43
Feb. 28, 1938	A	L	32	54
Feb. 22, 1939	H	W	38	24
Feb. 27, 1939	A	W	49	33
Feb. 6, 1940	A	L	31	53
Feb. 21, 1940	H	W	OT 39	38
Feb. 1, 1941	A	L	39	48
Feb. 5, 1941	H	W	51	45
Jan. 31, 1942	A	L	42	48
Feb. 3, 1942	H	W	43	38
Jan. 22, 1943	H	L	32	59
Jan. 30, 1943	A	L	21	53
Jan. 20, 1945	H	L	41	74
Feb. 17, 1945	A	L	39	53
Jan. 4, 1946	A	L	22	45
Jan. 16, 1946	H	L	26	53
Jan. 15, 1947	H	L	42	55
Jan. 29, 1947	A	L	49	65
Jan. 30, 1948	H	W	38	31
Feb. 25, 1948	A	L	43	50
Jan. 11, 1949	H	W	41	33
Feb. 23, 1949	A	L	57	66
Jan. 10, 1950	A	L	49	65
Feb. 22, 1950	H	L	53	61
Jan. 31, 1951	A	L	44	64
Feb. 14, 1951	H	W	75	63
Dec. 29, 1951	CHAR	L	62	79
Jan. 9, 1952	A	L	54	56
Feb. 13, 1952	H	L	50	58
Dec. 10, 1952	H	W	71	61
Jan. 14, 1953	A	L	61	79
Dec. 12, 1953	MONT	W	83	56
Jan. 20, 1954	H	W	80	56
Feb. 8, 1954	A	W	59	53
Jan. 26, 1955	H	L	70	73
Feb. 7, 1955	A	L	67	75
Feb. 7, 1956	H	W	OT 77	74
Jan. 22, 1957	H	L	74	81
Feb. 4, 1957	A	L	OT 67	76
Jan. 22, 1958	A	W	80	72
Feb. 3, 1958	H	W	99	78
Jan. 21, 1959	H	W	66	55
Feb. 3, 1959	A	W	51	40
Jan. 19, 1960	A	W	66	59
Feb. 2, 1960	H	W	48	45
Jan. 24, 1961	H	L	OT 43	48
Feb. 7, 1961	A	W	38	36
Jan. 23, 1962	A	W	52	40
Feb. 5, 1962	H	W	48	39
Jan. 22, 1963	A	L	64	69
Feb. 3, 1964	H	L	57	62
Dec. 1, 1964	A	W	60	52
Feb. 26, 1965	H	L	54	59
Dec. 18, 1965	A	W	79	74
Feb. 19, 1966	H	W	90	73
Dec. 21, 1966	A	L	OT 76	78
Dec. 16, 1967	A	W	63	52
Feb. 24, 1969	H	W	87	85
Jan. 17, 1970	A	L	74	86
Dec. 19, 1970	A	L	76	87
Jan. 14, 1971	A	L	81	90
Dec. 11, 1971	A	W	76	62
Feb. 15, 1972	H	W	91	77
Nov. 25, 1972	A	L	83	90
Feb. 26, 1973	H	W	79	69
Dec. 13, 1973	A	W	88	86



Series Scores

Feb. 27, 1974	H	W	92	70
Jan. 15, 1975	A	W	87	75
Feb. 11, 1976	H	W	72	51
Feb. 1, 1978	A	W	77	72
Dec. 21, 1978	BHAM	W	60	57
Dec. 30, 1987	A	L	72	83

Key to Abbreviations: *Southern Conference Tournament
 BHAM—Birmingham, Ala. MONT—Montgomery, Ala.
 CHAR—Charlotte, N.C.

GEORGIA SOUTHWESTERN (1-0)

Nov. 30, 2010	H	W	78	50
---------------	---	---	----	----

GRAMBLING STATE (5-0)

Dec. 14, 1987	H	W	98	59
Dec. 5, 2000	H	W	104	60
Nov. 29, 2003	HUNTS	W	105	56
Dec. 31, 2010	H	W	63	45
DEC. 11, 2012	H	W	92	42

Key to Abbreviations: HUNTS—Huntsville, Ala.

GUNTER FIELD (1-1)

1944-45	L	40	44
1944-45	W	52	39

HAWAII (2-0)

Nov. 29, 1998	A*	W	84	57
Dec. 22, 2011	A#	W	65	62

* United Airlines Tip-Off Classic (Honolulu, Hawaii)
 #Hawaiian Airlines Diamond Head Classic (Honolulu, HI)

HAWAII-HILO (1-0)

Nov. 30, 1996	A	W	OT 98	92
---------------	---	---	-------	----

HIGH POINT (2-0)

Nov. 16, 2001	H	W	63	59
Nov. 25, 2009	H	W	75	54

HOUSTON (1-6)

Dec. 23, 1961	A	L	49	54
Dec. 29, 1962	NO	W	OT 71	69
Dec. 15, 1964	A	L	48	50
Dec. 30, 1965	NO	L	76	89
Dec. 21, 1970	A	L	76	79
Dec. 1, 1977	H	L	87	88
Dec. 8, 1982	A	L	65	77

Key to Abbreviation: NO—New Orleans, La.

HUNTINGDON (1-0)

Dec. 3, 1960	H	W	66	44
--------------	---	---	----	----

ILLINOIS (0-3)

Dec. 12, 1987	A	L	OT 103	107
Dec. 29, 2012	CHI	L	79	81
Dec. 8, 2013	ATL	L	62	81

Key to Abbreviation: CHI—Chicago, Ill. (United Center)
 ATL--Atlanta, Ga. (Philips Arena)

ILLINOIS WESLEYAN (1-0)

1947-48	W	44	42
---------	---	----	----

INDIANA (0-1)

Mar. 14, 1987	INDY*	L	90	107
---------------	-------	---	----	-----

*NCAA Tournament
 Key to Abbreviation: INDY—Indianapolis, Ind.

IPEFW (1-0)

Nov. 9, 2012	H	W	61	50
--------------	---	---	----	----

IUPUI (1-0)

Nov. 21, 2009	DAY	W	80	65
---------------	-----	---	----	----

Key to Abbreviation: Day-Daytona Beach, Fla.

IONA (1-1)

Dec. 17, 1977	A	L	82	105
Dec. 9, 1978	H	W	74	66

IOWA STATE (1-2)

Dec. 28, 1986	ELP	W	89	87
Mar. 18, 2000	MINN*	L	60	79
Dec. 2, 2013	A	L	70	99

Key to Abbreviation: *NCAA Tournament
 ELP—El Paso, Texas MINN—Minneapolis, Minn.

JACKSON STATE (1-0)

Dec. 17, 1988	H	W	74	51
---------------	---	---	----	----

JACKSONVILLE (3-2)

Dec. 11, 1965	H	W	77	69
Dec. 1, 1973	CLEM	L	78	90
Nov. 26, 1976	BHAM	W	92	67
Feb. 21, 1977	A	W	80	66
Nov. 27, 2010	H	L	55	69

Key to Abbreviations:
 BHAM—Birmingham, Ala. CLEM—Clemson, S.C.

JACKSONVILLE NAVY (0-2)

Feb. 9, 1945	A	L	43	80
Feb. 10, 1945	A	L	23	51

JACKSONVILLE STATE (13-0)

Dec. 11, 1954	H	W	78	67
Jan. 28, 1956	H	W	73	64
Dec. 4, 1956	H	W	72	65
Dec. 3, 1957	H	W	89	50
Dec. 2, 1958	H	W	111	54
Dec. 4, 1961	H	W	73	37
Dec. 11, 1965	H	W	78	50
Nov. 30, 1995	H	W	91	74
Dec. 16, 1997	H	W	89	61
Nov. 19, 2000	H	W	91	51
Nov. 18, 2001	H	W	75	53
Dec. 31, 2005	H	W	87	83
Nov. 19, 2013	H	W	78	54

JAMES MADISON (2-1)

Feb. 12, 1992	H	W	87	71
Dec. 5, 1992	A	L	80	89
Nov. 25, 1995	SANJ	W	82	71

Key to Abbreviations: SANJ—San Juan, P.R.

KANSAS (1-0)

Mar. 16, 1985	SB*	W	66	64
---------------	-----	---	----	----

*NCAA Tournament
 Key to Abbreviation: SB—South Bend, Ind.

KANSAS STATE (0-1)

Dec. 30, 1994	TAL	L	75	78
---------------	-----	---	----	----

Key to Abbreviation: TAL—Tallahassee, Fla.

KENNESAW STATE (2-0)

Nov. 13, 2007	H	W	74	62
Nov. 14, 2011	H	W	68	55

KENTUCKY (17-91)

Jan. 29, 1921	A	L	25	40
Feb. 8, 1926	A	L	26	35
Feb. 28, 1942	LOU*	L	31	40
Feb. 28, 1946	LOU*	L	24	69
Feb. 28, 1947	LOU*	L	18	84
Mar. 4, 1949	LOU*	L	39	70
Jan. 5, 1951	A	L	35	79
Mar. 2, 1951	LOU*	L	54	84
Jan. 30, 1952	H	L	48	88
Feb. 27, 1954	MONT	L	79	109
Feb. 26, 1955	A	L	59	93
Feb. 4, 1956	MONT	L	81	82
Feb. 25, 1957	A	L	85	103
Feb. 24, 1958	BHAM	W	64	63
Feb. 21, 1959	A	L	56	75
Feb. 20, 1960	H	W	61	60
Feb. 27, 1961	A	L	51	77
Feb. 26, 1962	H	L	60	63
Feb. 23, 1963	A	L	59	78
Feb. 22, 1964	MONT	L	79	99
Jan. 18, 1965	A	L	67	73
Feb. 20, 1965	H	W	88	69
Jan. 29, 1966	A	L	78	115
Feb. 12, 1966	H	L	64	77
Jan. 21, 1967	A	L	58	60
Feb. 27, 1967	H	W	60	49
Jan. 20, 1968	H	W	74	73
Feb. 26, 1968	A	L	57	89
Feb. 3, 1969	A	L	93	105
Mar. 3, 1969	H	L	86	90
Feb. 2, 1970	H	L	83	84

Mar. 2, 1970	A	L	81	102
Feb. 1, 1971	A	L	76	114
Mar. 1, 1971	H	L	83	102
Feb. 7, 1972	H	L	72	78
Mar. 6, 1972	A	L	67	102
Feb. 5, 1973	A	L	57	88
Mar. 3, 1973	H	L	79	91
Jan. 12, 1974	A	L	58	79
Feb. 11, 1974	H	W	OT 99	97
Jan. 11, 1975	H	W	90	85
Feb. 10, 1975	A	L	76	119
Jan. 26, 1976	H	W	OT 91	84
Feb. 23, 1976	A	L	82	93
Jan. 15, 1977	H	L	68	75
Feb. 12, 1977	A	L	82	89
Jan. 9, 1978	H	L	77	101
Feb. 6, 1978	A	L	81	104
Jan. 25, 1979	H	L	OT 83	86
Jan. 29, 1979	A	L	59	66
Jan. 2, 1980	A	L	65	67
Jan. 30, 1980	H	L	62	64
Feb. 28, 1980	BHAM*	L	61	69
Jan. 7, 1981	H	L	66	79
Feb. 4, 1981	A	L	74	102
Jan. 6, 1982	A	L	71	83
Feb. 3, 1982	H	W	OT 83	81
Mar. 4, 1982	*A*	L	66	89
Jan. 15, 1983	A	W	75	67
Feb. 12, 1983	H	L	69	71
Jan. 13, 1984	H	W	82	63
Feb. 11, 1984	A	L	64	84
Mar. 10, 1984	NASH*	L	49	51
Jan. 2, 1985	A	L	61	68
Feb. 2, 1985	H	L	OT 47	49
Jan. 6, 1986	H	W	60	56
Jan. 31, 1986	A	L	71	81
Jan. 3, 1987	H	L	60	63
Feb. 4, 1987	A	L	71	75
Mar. 6, 1987	ATL*	W	79	72
Jan. 9, 1988	A	W	53	52
Feb. 10, 1988	H	L	62	69
Jan. 25, 1989	A	L	76	86
Feb. 20, 1989	H	W	77	75
Jan. 24, 1990	H	W	74	70
Feb. 24, 1990	A	L	95	98
Jan. 29, 1991	H	L	81	89
Mar. 2, 1991	A	L	93	114
Feb. 8, 1992	H	L	67	85
Feb. 27, 1993	A	L	78	80
Jan. 30, 1994	H	L	74	91
Jan. 4, 1995	A	L	64	98
Mar. 10, 1995	ATL*	L	81	93
Feb. 27, 1996	H	L	73	88
Jan. 18, 1997	A	L	53	77
Mar. 7, 1997	MEM*	L	50	92
Feb. 25, 1998	H	L	58	83
Jan. 20, 1999	A	L	62	72
Mar. 6, 1999	ATL*	L	57	69
Jan. 11, 2000	H	W	66	63
Feb. 28, 2001	A	L	78	90
Jan. 22, 2002	H	L	62	69
Jan. 22, 2003	A	L	51	67
Mar. 15, 2003	NO*	L	58	78
Feb. 21, 2004	H	L	59	68
Feb. 23, 2005	A	L	73	81
Jan. 24, 2006	H	L	62	71
Jan. 10, 2007	A	L	57	84
Feb. 6, 2008	H	L	63	66
Jan. 21, 2009	A	L	64	73
Jan. 16, 2010	H	L	67	72
Jan. 11, 2011	A	L	54	78
Jan. 11, 2012	H	L	53	68
Jan. 19, 2013	H	L	53	75
Feb. 9, 2013	A	L	62	72
Feb. 12, 2014	H	L	56	64
Feb. 21, 2015	A	L	75	110
Mar. 14, 2015	NASH	L	67	91

*SEC Tournament
 Key to Abbreviations: NO—New Orleans, La.
 ATL—Atlanta, Ga. BHAM—Birmingham, Ala.
 LOU—Louisville, Ky. MONT—Montgomery, Ala.
 NASH—Nashville, Tenn. MEM—Memphis, Tenn.

Series Notes



Series Scores

All Games at Auburn: Kentucky leads 30-13
 All Games at Auburn Arena: Kentucky leads 3-0
 All Games at BEMC: Kentucky leads 24-9
 All Games at Kentucky: Kentucky leads 46-2
 All Games at Rupp Arena: Kentucky leads 26-2
 John Calipari vs. Auburn: 7-0
 All Games at Neutral Sites: Kentucky leads 15-2
 SEC Tournament Games: Kentucky leads 13-1
 Current Series Streak: 18 by Kentucky
 Longest Auburn Streak: 2 (*'66-'67/'67-'68, '73-'74/'74-'75 and '86-'87/'87-'88)
 Longest Kentucky Streak: 18 (*01-'15)

KENTUCKY WESLEYAN (1-0)

Dec. 6, 1985 BG W 80 71
 Key to Abbreviation: BG—Bowling Green, Ky.

LAGRANGE YMCA (0-1)

1928-29 H L 29 32

LAMAR (1-0)

Dec. 22, 1973 ELP W 88 78
 Key to Abbreviation: ELP—El Paso, Texas

LANETT ATHLETIC CLUB (1-0)

Jan. 5, 1935 A W 44 25

LANETT MILL (2-0)

Dec. 16, 1938 H W 40 21
 Jan. 4, 1939 A W 38 21

LA SALLE (1-0)

Nov. 24, 1995 SANJ W 70 60
 Key to Abbreviations:
 SANJ—San Juan, P.R. (Puerto Rico Shootout)

LIBERTY (1-0)

Dec. 8, 1995 WACO W 63 58
 Key to Abbreviations:
 WACO—Waco, Texas (Dr. Pepper Invitational)

LINCOLN MEMORIAL (1-0)

Dec. 15, 1992 H W 77 51

LIPSCOMB (1-0)

Nov. 20, 2005 H W 69 54

LONG BEACH STATE (1-1)

Dec. 21, 1979 LAF W 74 69
 Dec. 23, 2011 N* L 43 64

*Hawaiian Airlines Diamond Head Classic (Honolulu, HI)
 Key to Abbreviation: LAF—Lafayette, La.

LOUISIANA COLLEGE (1-0)

Dec. 1, 1992 H W 98 60

LSU (66-84)

Feb. 10, 1912 H W 38 15
 Feb. 10, 1916 H W 24 23
 Feb. 13, 1917 H L 13 37
 Jan. 18, 1918 A L 31 43
 Jan. 19, 1918 A L 27 34
 Feb. 13, 1920 H W 33 21
 Jan. 28, 1929 H L 28 45
 Jan. 29, 1929 H L 28 65
 Feb. 7, 1930 A L 27 44
 Feb. 8, 1930 A L 45 49
 Feb. 8, 1932 A W 48 34
 Feb. 9, 1932 A W 34 30
 Feb. 27, 1932 ATL+ W 30 22
 Jan. 24, 1933 H L 25 26
 Jan. 25, 1933 H W 25 24
 Feb. 24, 1933 ATL* L 33 57
 Feb. 5, 1934 A L 17 40
 Feb. 6, 1934 A L 16 38
 Feb. 1, 1937 H W 37 24
 Feb. 2, 1937 H L 34 54
 Mar. 3, 1938 A* L 34 60
 Jan. 5, 1940 A L 39 50
 Jan. 6, 1940 A W 42 26
 Feb. 11, 1941 H W 50 49
 Feb. 16, 1942 A L 49 63
 Feb. 6, 1943 H L 37 62

Feb. 25, 1943 LOU* L 38 67
 Feb. 15, 1947 A L 53 76
 Jan. 23, 1948 H W 51 48
 Feb. 4, 1950 H W 70 66
 Feb. 13, 1950 A L 61 76
 Mar. 3, 1950 LOU* L 45 73
 Feb. 5, 1951 H L 74 75
 Feb. 16, 1952 A L 64 70
 Feb. 14, 1953 H L 57 65
 Feb. 20, 1954 A L 59 77
 Feb. 19, 1955 H W 75 71
 Feb. 18, 1956 A W 80 71
 Feb. 16, 1957 H W 99 62
 Feb. 15, 1958 A W 76 58
 Feb. 14, 1959 H W 115 67
 Feb. 13, 1960 A W 63 61
 Feb. 18, 1961 H W 69 65
 Dec. 15, 1962 BHAM W 50 50
 Feb. 17, 1962 A W 55 50
 Feb. 16, 1963 H W 82 57
 Feb. 15, 1964 A L 66 86
 Feb. 13, 1965 H W 101 60
 Jan. 8, 1966 A W 74 66
 Jan. 3, 1967 H W 70 59
 Feb. 8, 1967 A W 80 63
 Jan. 3, 1968 A L 72 76
 Feb. 7, 1968 H W 74 69
 Jan. 11, 1969 H W 90 71
 Feb. 15, 1969 A L 81 93
 Jan. 10, 1970 A W 79 70
 Feb. 16, 1970 H L 64 70
 Jan. 9, 1971 H L 92 106
 Feb. 15, 1971 A L 94 114
 Jan. 15, 1972 A W 77 73
 Feb. 14, 1972 H W 85 77
 Jan. 13, 1973 H L 60 79
 Feb. 12, 1973 A L 74 76
 Jan. 26, 1974 H L 76 87
 Feb. 25, 1974 A W 96 89
 Jan. 25, 1975 A W 87 78
 Feb. 24, 1975 H W 110 94
 Jan. 3, 1976 A W 102 86
 Mar. 6, 1976 H W 90 80
 Jan. 29, 1977 A L 73 77
 Feb. 26, 1977 H L 76 86
 Jan. 23, 1978 A L 79 90
 Feb. 20, 1978 H L OT95 101
 Jan. 15, 1979 A L 82 94
 Feb. 12, 1979 H L 68 78
 Jan. 16, 1980 A L 82 93
 Feb. 13, 1980 H L 44 50
 Jan. 21, 1981 H L 64 74
 Feb. 18, 1981 A L 47 58
 Jan. 20, 1982 A L 68 69
 Feb. 17, 1982 H W 82 72
 Jan. 29, 1983 A W 64 62
 Feb. 26, 1983 H L 61 87
 Jan. 27, 1984 H W 80 78
 Feb. 25, 1984 A L 80 81
 Jan. 26, 1985 A L 62 80
 Feb. 27, 1985 H L 73 78
 Mar. 7, 1985 BHAM* W 58 55
 Feb. 4, 1986 H L 61 63
 Feb. 26, 1986 A W 92 86
 Jan. 28, 1987 A L 73 75
 Mar. 1, 1987 H W 100 62
 Feb. 3, 1988 H L 69 78
 Mar. 5, 1988 A W 89 80
 Jan. 7, 1989 A L 77 104
 Feb. 8, 1989 H L 91 104
 Jan. 6, 1990 H L 70 77
 Feb. 7, 1990 A L 71 82
 Mar. 9, 1990 ORL* W 78 76
 Jan. 12, 1991 H L 84 96
 Feb. 13, 1991 A L 61 98
 Mar. 8, 1991 NASH* W 92 77
 Jan. 8, 1992 H L 70 87
 Feb. 22, 1992 A L 82 99
 Jan. 9, 1993 A L 81 87
 Feb. 13, 1993 H L 73 75
 Jan. 8, 1994 A L 72 83
 Feb. 12, 1994 H W 111 83
 Jan. 11, 1995 H L 73 76

Feb. 25, 1995 A L 78 89
 Jan. 21, 1996 H W 95 87
 Feb. 24, 1996 A L 67 93
 Jan. 22, 1997 A L 59 75
 Feb. 8, 1997 H W 76 72
 Jan. 14, 1998 A L 54 59
 Feb. 14, 1998 H W 66 44
 Jan. 9, 1999 A W 73 70
 Feb. 6, 1999 H W 80 54
 Feb. 9, 2000 A L 68 83
 Mar. 1, 2000 H L 53 55
 Jan. 13, 2001 H W 85 69
 Feb. 10, 2001 A W 76 65
 Jan. 19, 2002 A L 58 75
 Mar. 2, 2002 H L 54 59
 Feb. 8, 2003 H W 56 54
 Feb. 26, 2003 A L 63 94
 Feb. 18, 2004 A W 80 68
 Mar. 6, 2004 H W 78 66
 Feb. 9, 2005 A L 69 90
 Feb. 26, 2005 H L 64 77
 Mar. 11, 2005 ATL* L 58 89
 Feb. 1, 2006 A L 69 84
 Feb. 18, 2006 H L 61 65
 Jan. 13, 2007 A L 63 65
 Feb. 28, 2007 H W 80 68
 Jan. 16, 2008 A W 74 67
 Jan. 30, 2008 H L 80 81
 Feb. 21, 2009 A L 72 79
 Mar. 7, 2009 H W 69 53
 Jan. 20, 2010 A W 84 80
 Feb. 27, 2010 H W 74 59
 Jan. 8, 2011 H L 55 62
 Mar. 5, 2011 A W 60 51
 Jan. 17, 2012 A L OT 58 65
 Mar. 3, 2012 H W 68 54
 Jan. 9, 2013 H W 68 63
 Feb. 8, 2014 A L 80 87
 Feb. 5, 2015 A W 81 77
 Feb. 24, 2015 H L 61 84
 Mar. 13, 2015 NASH* OT W OT 73 70

+Southern Conference Tournament *SEC Tournament
 Key to Abbreviations: ORL—Orlando, Fla.
 ATL—Atlanta, Ga. BHAM—Birmingham, Ala.
 KNOX—Knoxville, Tenn. LOU—Louisville, Ky.

Series Notes

All Games at Auburn: Auburn leads 35-34
 All Games at Auburn Arena: Series tied 2-2
 All Games at BEMC: LSU leads 23-19
 All Games at LSU: LSU leads 46-24
 All Games at Maravich Assembly Center: LSU leads 29-14
 Trent Johnson vs. Auburn: 5-8
 All Games at Neutral Sites: Auburn leads 6-4
 SEC Tournament Games: Auburn leads 5-4
 Current Series Streak: 1 by Auburn
 Longest Auburn Streak: 10 (*'54-'55/'62-'63)
 Longest LSU Streak: 11 (*'76-'77/'81-'82)

LOUISIANA-LAFAYETTE (6-3)

Dec. 6, 1961 H W 62 46
 Dec. 10, 1966 H W 78 68
 Dec. 18, 1968 A L 76 80
 Dec. 1, 1978 BHAM W 83 82
 Dec. 22, 1979 A L 75 92
 Dec. 17, 1985 A L OT 64 66
 Dec. 13, 1986 H W 107 91
 Dec. 4, 2000 H W 93 86
 Nov. 21, 2014 H W 105 80
 Key to Abbreviation: BHAM—Birmingham, Ala.

LOUISIANA-MONROE (3-0)

Dec. 15, 1995 H W 80 71
 Nov. 30, 2006 H W 81 60
 Dec. 6, 2008 H W 78 55

LOUISIANA TECH (5-2)

Dec. 6, 1966 H W 88 77
 Dec. 19, 1968 A W 97 84
 Dec. 1, 1970 H W 93 87
 Dec. 16, 1971 A L 82 107
 Dec. 18, 1992 WILM W 65 45
 Dec. 4, 2001 H L 66 67
 Nov. 27, 2004 H W 79 67



Series Scores

All Games at Auburn Arena: Series tied 2-2
 All Games at BEMC: Auburn leads 33-9
 All Games at Ole Miss: Ole Miss leads 39-23
 All Games at Tad Smith Coliseum: Ole Miss leads 33-15
 Andy Kennedy vs. Auburn: 12-5
 All Games at Neutral Sites: Ole Miss leads 4-1
 SEC Tournament Games: Ole Miss leads 2-1
 Current Series Streak: 6 by Ole Miss
 Longest Auburn Streak: 7 ('64-'65/'67-'68,'89-'90/'92-'93)
 Longest Ole Miss Streak: 5 ('12-'14)

MISSISSIPPI COLLEGE (1-1)

Feb. 2, 1939	H	L	44	59
Nov. 30, 1981	H	W	88	54

MISSISSIPPI STATE (74-68)

Jan. 22, 1915	A	L	16	44
Jan. 23, 1915	A	L	11	32
Feb. 22, 1915	H	W	19	18
Feb. 23, 1915	H	W	21	17
Jan. 10, 1927	H	L	31	34
Jan. 11, 1927	H	W	27	24
Mar. 1, 1928	ATL#	W	42	34
Feb. 3, 1941	H	L	44	48
Dec. 18, 1941	A	W	39	29
Feb. 14, 1942	H	L	40	41
Dec. 11, 1942	A	L	35	41
Dec. 12, 1942	A	L	26	36
Dec. 17, 1942	H	L	37	38
Dec. 18, 1942	H	L	40	44
Dec. 10, 1945	H	W	55	47
Dec. 11, 1945	H	W	37	26
Feb. 15, 1946	A	W	40	30
Feb. 16, 1946	A	L	31	39
Dec. 14, 1946	A	L	35	61
Dec. 6, 1947	H	L	35	49
Dec. 11, 1948	H	L	53	54
Jan. 18, 1949	A	L	43	47
Jan. 12, 1950	A	W	65	64
Feb. 1, 1950	H	W	65	60
Feb. 24, 1951	H	W	92	85
Jan. 18, 1952	A	W	68	61
Jan. 31, 1953	H	W	82	60
Jan. 2, 1954	BHAM	W	76	75
Jan. 9, 1954	A	L	74	79
Jan. 8, 1955	H	W	79	58
Jan. 7, 1956	A	W	81	68
Jan. 5, 1957	H	W	86	66
Dec. 14, 1958	BHAM	L	37	52
Jan. 4, 1958	A	L	42	70
Jan. 3, 1959	H	W	97	66
Jan. 2, 1960	A	W	64	48
Jan. 7, 1961	H	L	48	56
Jan. 6, 1962	A	L	48	51
Jan. 5, 1963	H	L	53	62
Jan. 4, 1964	A	W	OT 64	63
Jan. 2, 1965	A	W	71	70
Jan. 3, 1966	H	L	72	83
Jan. 9, 1967	A	L	OT 54	59
Feb. 13, 1967	H	W	68	57
Jan. 8, 1968	H	L	62	66
Feb. 12, 1968	A	W	74	72
Dec. 16, 1968	A	L	59	65
Feb. 12, 1969	H	W	87	68
Dec. 15, 1969	H	W	94	66
Feb. 11, 1970	A	W	OT 71	69
Dec. 14, 1970	A	W	73	70
Feb. 10, 1971	H	W	92	68
Dec. 13, 1971	H	W	85	75
Feb. 21, 1972	A	L	60	62
Jan. 15, 1973	H	W	82	77
Feb. 19, 1973	A	L	87	94
Jan. 21, 1974	A	W	87	81
Feb. 23, 1974	H	L	60	67
Jan. 20, 1975	H	W	98	89
Feb. 22, 1975	A	W	78	74
Jan. 12, 1976	H	W	75	70
Feb. 9, 1976	A	L	74	75
Jan. 5, 1977	H	L	79	81
Mar. 7, 1977	A	L	75	89
Jan. 30, 1978	H	W	85	74
Feb. 27, 1978	A	L	OT 82	83
Jan. 22, 1979	H	L	72	74

Feb. 19, 1979	A	L	66	73
Jan. 12, 1980	H	W	77	67
Feb. 9, 1980	A	L	72	76
Jan. 17, 1981	A	L	61	69
Feb. 14, 1981	H	W	66	55
Jan. 16, 1982	H	W	62	49
Feb. 13, 1982	A	L	45	59
Mar. 3, 1982	LEX*	W	OT 38	36
Jan. 3, 1983	H	W	77	66
Mar. 3, 1983	A	L	53	69
Dec. 22, 1983	A	W	73	55
Mar. 1, 1984	H	W	68	53
Jan. 12, 1985	H	W	62	53
Feb. 13, 1985	A	L	65	82
Jan. 11, 1986	A	W	72	56
Feb. 12, 1986	H	W	69	64
Mar. 6, 1986	LEX*	L	63	65
Jan. 10, 1987	A	W	66	52
Feb. 12, 1987	H	W	59	45
Jan. 16, 1988	H	W	65	57
Feb. 17, 1988	A	W	77	61
Jan. 11, 1989	A	L	56	69
Feb. 11, 1989	H	W	70	68
Jan. 10, 1990	H	W	93	71
Feb. 10, 1990	A	W	77	74
Jan. 26, 1991	H	L	64	84
Feb. 27, 1991	A	L	76	94
Jan. 29, 1992	H	L	72	75
Mar. 4, 1992	A	L	70	77
Jan. 3, 1993	A	L	71	77
Feb. 17, 1993	H	W	83	77
Jan. 12, 1994	H	L	OT 86	91
Feb. 19, 1994	A	W	76	65
Feb. 11, 1995	A	W	70	69
Mar. 1, 1995	H	W	76	69
Feb. 4, 1996	H	L	OT 75	78
Mar. 2, 1996	A	L	51	67
Mar. 8, 1996	NO*	L	58	69
Feb. 5, 1997	H	W	81	68
Feb. 26, 1997	A	W	68	64
Jan. 28, 1998	A	W	69	66
Feb. 7, 1998	H	W	OT 68	66
Jan. 27, 1999	H	W	64	54
Feb. 27, 1999	A	W	76	73
Jan. 16, 2000	A	W	51	45
Jan. 29, 2000	H	W	73	57
Jan. 31, 2001	H	W	60	56
Feb. 17, 2001	A	L	74	85
Jan. 30, 2002	H	L	64	72
Feb. 16, 2002	A	L	53	89
Feb. 19, 2003	H	L	46	63
Mar. 8, 2003	A	L	45	67
Jan. 31, 2004	H	L	68	73
Mar. 2, 2004	A	L	91	105
Jan. 5, 2005	A	L	53	90
Feb. 5, 2005	H	W	90	76
Feb. 4, 2006	A	L	53	71
Feb. 22, 2006	H	W	75	71
Jan. 20, 2007	A	L	76	87
Feb. 10, 2007	H	L	83	91
Feb. 9, 2008	H	L	64	83
Feb. 27, 2008	A	L	78	89
Feb. 14, 2009	H	W	91	76
Feb. 28, 2009	A	W	76	58
Feb. 13, 2010	A	L	OT 75	85
Mar. 3, 2010	H	W	89	80
Jan. 16, 2011	A	L	66	85
Feb. 12, 2011	H	W	65	62
Feb. 4, 2012	A	L	88	91
Feb. 18, 2012	H	W	65	55
Mar. 9, 2013	A	L	OT 71	74
Jan. 22, 2014	A	L	74	82
Feb. 15, 2014	H	W	92	82
Jan. 21, 2015	H	L	71	78
Mar. 11, 2015	NASH*	W	74	68

#Southern Conference Tournament *SEC Tournament
 Key to Abbreviations:
 ATL—Atlanta, Ga. BHAM—Birmingham, Ala.
 LEX—Lexington, Ky. NO—New Orleans, La.
 NASH—Nashville, Tenn.

Series Notes

All Games at Auburn: Auburn leads 45-23
 All Games at Auburn Arena: Auburn leads 3-1

All Games at BEMC: Auburn leads 30-12
 All Games at Miss. State: Miss. State leads 42-25
 All Games at Humphrey Coliseum: Miss. State leads 27-12
 Ben Howland vs. Auburn: 0-0
 All Games at Neutral Sites: Auburn leads 4-3
 SEC Tournament Games: Series tied 2-2
 Current Series Streak: 1 by Auburn
 Longest Auburn Streak: 9 ('96-'97/'00-'01)
 Longest Miss. State Streak: 8 ('00-'01/'04-'05)

MISSOURI (1-3)

Feb. 2, 2013	A	L	77	91
Jan. 11, 2014	H	L	68	70
Jan. 10, 2015	H	W	85	79
Mar. 3, 2015	A	L	61	63

Series Notes

All Games at Auburn: Series tied 1-1
 All Games at Auburn Arena: Series tied 1-1
 All Games at BEMC: --
 All Games at Missouri: Missouri leads 2-0
 All Games at Mizzou Arena: Missouri leads 2-0
 Kim Anderson vs. Auburn: 1-1
 All Games at Neutral Sites: --
 SEC Tournament Games: --
 Current Series Streak: 1 by Missouri
 Longest Auburn Streak: 1 (2015)
 Longest Miss. State Streak: 2 ('13-'14)

MISSOURI STATE (1-1)

Nov. 14, 2008	H	W	75	60
Nov. 16, 2009	A	L	62	73

MOBILE YMCA (1-1)

Feb. 26, 1915	H	W	29	22
Jan. 28, 1926	A	L	17	19

MONTANA (1-0)

Dec. 10, 2003	H	W	73	51
---------------	---	---	----	----

MONTGOMERY YMCA (14-3)

Feb. 7, 1906	H	W	29	12
Feb. 5, 1908	A	W	25	18
1907-08	A	L	21	27
Feb. 22, 1908	H	L	27	31
1909-10	H	W	24	16
1909-10	A	W	26	17
Feb. 8, 1913	H	W	39	23
Jan. 24, 1914	H	W	24	20
Jan. 21, 1916	H	L	16	29
Feb. 10, 1916	H	W	58	18
Jan. 31, 1917		W	43	25
Jan. 11, 1919	H	W	59	10
1919-20	H	W	55	19
1919-20	A	W	38	19
1922-23		W	37	22
Jan. 28, 1925	H	W	34	12
1927-28	H	W	38	12

MOUNT ST. MARY'S (1-0)

Nov. 26, 1988	H	W	89	83
---------------	---	---	----	----

MURRAY STATE (3-1)

Dec. 21, 1996	BHAM	W	86	72
Dec. 14, 2002	H	W	72	53
Nov. 15, 2012	CHAS	L	59	79
Nov. 23, 2013	H	W	75	67

Key to Abbreviations: BHAM—Birmingham, Ala.
 CHAS - Charleston, S.C.

NASHVILLE ATHLETIC CLUB (1-0)

1910-11		W	36	34
---------	--	---	----	----

NAVY (5-1)

Dec. 18, 1959	BHAM	L	61	68
Dec. 28, 1974	MINN	W	73	69
Dec. 16, 1978	STP	W	63	57
Dec. 28, 1989	PEN	W	75	61
Dec. 30, 1997	H	W	70	54
Dec. 19, 1998	A	W	88	70

Key to Abbreviations:
 BHAM—Birmingham, Ala. MINN—Minneapolis, Minn.
 PEN—Pensacola, Fla. STP—St. Petersburg, Fla.



Series Scores

NEHI REDS (1-0)

Dec. 17, 1938	H	W	41	36
---------------	---	---	----	----

NEWBERRY (1-0)

Feb. 24, 1922	ATL*	W	32	21
---------------	------	---	----	----

*Southern Conference Tournament
Key to Abbreviation: ATL—Atlanta, Ga.

NEW ORLEANS (1-0)

Jan. 2, 2004	H	W	70	55
--------------	---	---	----	----

NIAGARA (1-0)

Nov. 13, 2009	H	W	69	65
---------------	---	---	----	----

NICHOLLS STATE (5-1)

Nov. 30, 1993	H	L	76	79
Nov. 17, 1997	H	W	96	75
Nov. 24, 2004	H	W	92	78
Nov. 28, 2006	H	W	92	87
Nov. 25, 2011	H	W	78	57
Nov. 8, 2013	H	W	76	54

NORFOLK STATE (1-0)

Dec. 29, 1995	TALL	W	92	56
---------------	------	---	----	----

Key to Abbreviations: TALL—Tallahassee, Fla.

NORTH ALABAMA (formerly Florence St. (4-0))

Dec. 27, 1958	H	W	104	78
Dec. 1, 1959	H	W	95	69
Jan. 2, 1961	H	W	76	50
Jan. 3, 2015	H	W	82	61

NORTH CAROLINA (0-4)

Feb. 27, 1922	ATL*	L	27	32
Feb. 26, 1927	ATL*	L	15	28
Feb. 28, 1932	ATL*	L	31	52
Mar. 22, 1985	BHAM**	L	56	62

*Southern Conference Tournament
**NCAA Tournament
Key to Abbreviations:
ATL—Atlanta, Ga. BHAM—Birmingham, Ala.

NORTH CAROLINA STATE (3-5)

Feb. 5, 1926	A	L	36	43
Feb. 26, 1926	ATL*	L	26	32
Jan. 12, 1931	H	W	OT 30	28
Feb. 26, 1932	ATL*	W	34	33
Dec. 17, 1969	A	L	69	76
Dec. 5, 1970	H	W	91	85
Dec. 27, 1975	A	L	74	79
Nov. 22, 2009	DAY	L	58	60

*Southern Conference Tournament
Key to Abbreviation: ATL—Atlanta, Ga DAY—Daytona Beach, Fla..

NORTH CAROLINA-ASHEVILLE (2-1)

Dec. 3, 1998	H	W	91	60
Dec. 20, 2001	H	W	83	38
Nov. 12, 2010	H	L	OT 69	70

NORTH CAROLINA-WILMINGTON (1-1)

Dec. 19, 1992	A	L	80	91
Nov. 28, 1993	H	W	94	75

NORTH FLORIDA (1-0)

Dec. 17, 2011	H	W	84	71
---------------	---	---	----	----

NORTH TEXAS (1-0)

Jan. 2, 2003	H	W	90	65
--------------	---	---	----	----

NORTHERN IOWA (0-1)

Nov. 29, 2008	HE	L	61	67
---------------	----	---	----	----

Key to Abbreviation: HE—Hoffman Estates, Ill.

NORTHWESTERN STATE (0-1)

Nov. 15, 2013	H	L	92	111
---------------	---	---	----	-----

OGLETHORPE (4-0)

Jan. 28, 1938	H	W	46	43
Jan. 29, 1938	H	W	49	14
Feb. 12, 1948	H	W	55	23
Feb. 13, 1948	H	W	65	31

OHIO (1-0)

Dec. 8, 1990	H	W	75	65
--------------	---	---	----	----

OHIO STATE (0-1)

Mar. 18, 1999	KNOX*	L	64	72
---------------	-------	---	----	----

*NCAA Tournament
Key to Abbreviation: KNOX—Knoxville, Tenn.

OKLAHOMA (1-1)

Dec. 15, 1978	STP	W	78	70
Mar. 19, 1988	ATL*	L	87	107

*NCAA Tournament
Key to Abbreviations:
ATL—Atlanta, Ga. STP—St. Petersburg, Fla.

OKLAHOMA CITY (0-2)

Dec. 20, 1955	A	L	58	76
Dec. 28, 1967	A	L	68	78

OKLAHOMA STATE (2-1)

Dec. 10, 1977	HUNT	W	112	94
Mar. 13, 1999	INDY*	W	81	74
Nov. 24, 2006	SOPAD	L	65	66

*NCAA Tournament
Key to Abbreviation: HUNT—Huntington, W. Va.
INDY—Indianapolis, Ind. SOPAD—So. Padre Island, Texas

OLD DOMINION (2-1)

Dec. 30, 1970	A	L	76	89
Dec. 28, 1992	H	W	96	85
Dec. 18, 1993	A	W	101	87

ORAL ROBERTS (1-1)

Feb. 13, 1978	H	W	82	78
Jan. 8, 1979	A	L	62	63

OREGON (1-0)

Dec. 16, 2000	LV	W	OT 101	97
---------------	----	---	--------	----

Key to Abbreviation: LV—Las Vegas, Nev.

OREGON STATE (1-0)

Nov. 26, 2014	LV	W	71	69
---------------	----	---	----	----

Key to Abbreviation: LV—Las Vegas, Nev. (MGM Grand Main Event)

PARATROOPER INFANTRY 507 (0-1)

Jan. 15, 1943	H	L	30	40
---------------	---	---	----	----

PENNSYLVANIA (1-0)

Dec. 11, 1999	BHAM	W	77	70
---------------	------	---	----	----

Key to Abbreviation: BHAM—Birmingham, Ala.

PEPPERDINE (1-1)

Dec. 12, 1997	PROVO	L	55	62
Dec. 22, 1999	SANJ	W	87	76

Key to Abbreviation:
PROVO—Provo, Utah SANJ—San Juan, P.R.

PITTSBURGH (0-2)

Dec. 4, 2005	A	L	41	78
Dec. 3, 2006	H	L	66	74

PRESBYTERIAN (1-1)

Jan. 22, 2008	H	W	78	65
Dec. 18, 2010	H	L	59	62

PROVIDENCE (1-0)

Nov. 26, 2000	KC	W	80	69
---------------	----	---	----	----

Key to Abbreviation: KC—Kansas City, Mo.

PUERTO RICO-MAYAGUEZ (2-0)

Dec. 20, 1999	A	W	109	52
Dec. 20, 2002	A	W	94	64

PURDUE (1-1)

Mar. 14, 1985	SB*	W	59	58
Mar. 20, 2001	A+	L	61	79

*NCAA Tournament +National Invitation Tournament
Key to Abbreviation: SB—South Bend, Ind.

RADFORD (1-0)

Dec. 12, 1984	H	W	79	57
---------------	---	---	----	----

RHODE ISLAND (0-1)

NOV. 25, 2012	H	L	2OT 72	78
---------------	---	---	--------	----

RICE (3-1)

Dec. 21, 1955	A	L	2OT 80	82
Dec. 8, 1956	BHAM	W	88	68
Dec. 17, 1964	A	W	94	71
Dec. 2, 1965	H	W	91	74

Key to Abbreviation: BHAM—Birmingham, Ala.

RICHMOND (2-1)

Dec. 1, 1976	H	W	86	63
Dec. 12, 1978	A	W	84	72
Mar. 15, 1984	CHAR*	L	71	72

*NCAA Tournament
Key to Abbreviation: CHAR—Charlotte, N.C.

ROBERT MORRIS (1-0)

Nov. 24, 2000	KC	W	89	71
---------------	----	---	----	----

Key to Abbreviation: KC—Kansas City, Mo.

RUTGERS (4-2)

Dec. 19, 1967	TAM	W	70	62
Dec. 29, 1976	LOU	W	78	75
Nov. 27, 1998	HON	W	70	55
Nov. 24, 2001	A	L	56	57
Dec. 8, 2002	H	W	82	70
Dec. 11, 2010	PIT	L	54	63

Key to Abbreviations: HON—Honolulu, Hawaii
LOU—Louisville, Ky. TAM—Tampa, Fla.
PIT—Pittsburgh, Pa.

ST. BONAVENTURE (0-1)

Dec. 18, 1967	TAM	L	73	77
---------------	-----	---	----	----

Key to Abbreviation: TAM—Tampa, Fla.

ST. JOHN'S (1-0)

Mar. 16, 1986	LB*	W	81	65
---------------	-----	---	----	----

*NCAA Tournament LB—Long Beach, Calif.

SAINT JOSEPH'S (PA.) (2-0)

Dec. 18, 1956	CHAR	W	66	64
Mar. 21, 2003	TAM*	W	OT 65	63

Key to Abbreviation: *NCAA Tournament
CHAR—Charlotte, N.C. TAM—Tampa, Fla.

ST. LOUIS (1-0)

Dec. 19, 1969	NASH	W	70	66
---------------	------	---	----	----

Key to Abbreviation: NASH—Nashville, Tenn.

SAMFORD (FORMERLY HOWARD) (22-2)

Dec. 6, 1925	A	W	32	16
Jan. 11, 1926	H	W	35	21
Jan. 27, 1940	H	L	33	37
Feb. 10, 1941	H	W	35	21
Feb. 28, 1948	H	W	33	32
Dec. 3, 1948	A	W	57	30
Dec. 2, 1949	A	W	59	36
Dec. 10, 1949	H	W	73	49
Dec. 1, 1950	A	W	70	57
Dec. 13, 1950	H	W	70	53
Nov. 30, 1951	A	W	69	39
Dec. 5, 1951	H	W	88	51
Dec. 2, 1952	H	W	80	52
Dec. 6, 1952	A	W	80	74
Dec. 5, 1953	A	W	OT 70	63
Jan. 5, 1954	H	W	84	56
Jan. 5, 1955	H	W	98	77
Dec. 10, 1955	H	W	97	54
Jan. 2, 1957	H	W	101	70
Dec. 30, 1957	H	W	106	47
Dec. 7, 1959	H	W	104	57
Dec. 4, 1962	H	W	69	50
Dec. 3, 1963	H	W	102	44
Nov. 19, 2010	H	L	68	79

SAM HOUSTON STATE (0-1)

Dec. 20, 2009	H	L	89	107
---------------	---	---	----	-----

SAN DIEGO (1-0)

Mar. 12, 1987	INDY*	W	62	61
---------------	-------	---	----	----

*NCAA Tournament



Series Scores

Key to Abbreviation: INDY—Indianapolis, Ind.

SAN JOSE STATE (1-0)

Dec. 11, 1987	CHAM	W	70	65
---------------	------	---	----	----

Key to Abbreviation: CHAM—Champaign, Ill.

SELMAYMCA (1-0)

Jan. 24, 1913	A	W	29	15
---------------	---	---	----	----

SETON HALL (0-1)

Dec. 2, 2011	A*	L	59	81
--------------	----	---	----	----

*Big East-SEC Challenge (Newark, NJ, Prudential Center)

SEWANEE (26-1)

Feb. 11, 1927	H	W	46	15
Feb. 18, 1927	A	W	35	28
Jan. 10, 1935	A	L	18	19
Feb. 14, 1935	H	W	28	13
Feb. 15, 1935	H	W	33	24
Jan. 10, 1936	A	W	25	23
Jan. 11, 1936	A	W	34	25
Feb. 10, 1936	H	W	41	31
Feb. 11, 1936	H	W	42	18
Jan. 15, 1937	A	W	41	34
Jan. 16, 1937	A	W	34	29
Feb. 8, 1937	H	W	39	32
Feb. 9, 1937	H	W	36	16
Jan. 14, 1938	A	W	36	31
Jan. 15, 1938	A	W	38	19
Jan. 13, 1939	H	W	41	31
Jan. 14, 1939	H	W	38	27
Feb. 17, 1939	A	W	34	27
Feb. 18, 1939	A	W	39	28
Jan. 12, 1940	A	W	51	32
Jan. 13, 1940	A	W	64	32
Feb. 16, 1940	H	W	46	30
Feb. 17, 1940	H	W	63	34
Jan. 10, 1941	H	W	36	24
Jan. 11, 1941	H	W	39	25
Feb. 14, 1941	A	W	39	28
Feb. 15, 1941	A	W	46	31

SLIPPERY ROCK (1-0)

Dec. 20, 1991	PEN	W	93	66
---------------	-----	---	----	----

Key to Abbreviation: PEN—Pensacola, Fla.

SOUTH ALABAMA (5-4)

Dec. 1, 1972	H	L	64	68
Dec. 9, 1983	A	L	73	95
Nov. 27, 1987	BHAM	W	120	67
Dec. 21, 1991	PEN	L	87	107
Dec. 12, 1995	A	W	59	50
Dec. 18, 1996	H	W	60	51
Dec. 1, 2000	H	L	66	68
Dec. 18, 2001	H	W	73	58
Dec. 6, 2006	H	W	82	71

Key to Abbreviation:

BHAM—Birmingham, Ala. PEN—Pensacola, Fla.

SOUTH CAROLINA (23-15)

Feb. 11, 1930	H	W	30	22
Jan. 6, 1931	H	W	39	21
Jan. 24, 1931	A	W	36	16
Jan. 8, 1935	A	L	34	35
Jan. 9, 1935	A	L	26	42
Dec. 29, 1951	CHAR	L	67	70
Nov. 30, 1968	A	L	49	51
Dec. 1, 1969	H	L	64	86
Dec. 3, 1970	A	L	69	86
Dec. 1, 1971	H	L	63	84
Jan. 22, 1992	H	W	85	68
Jan. 16, 1993	A	W	83	81
Feb. 16, 1994	H	W	88	70
Feb. 15, 1995	A	W	80	78
Mar. 9, 1995	ATL*	W	81	66
Feb. 7, 1996	H	W	84	73
Jan. 4, 1997	A	L	56	66
Jan. 24, 1998	H	L	56	61
Feb. 3, 1999	A	W	76	48
Jan. 19, 2000	H	W	65	61
Mar. 11, 2000	ATL*	W	OT 77	72
Jan. 20, 2001	A	W	60	57

Feb. 23, 2002	H	W	50	46
Jan. 15, 2003	A	W	67	60
Jan. 14, 2004	H	L	OT 51	53
Feb. 12, 2005	A	W	74	71
Mar. 4, 2006	H	L	63	67
Jan. 31, 2007	A	W	80	75
Mar. 1, 2008	H	L	63	69
Jan. 10, 2009	A	L	56	68
Jan. 9, 2010	H	L	71	80
Jan. 29, 2011	A	W	79	64
Jan. 21, 2012	H	W	63	52
Jan. 12, 2013	A	W	74	71
Feb. 5, 2014	A	W	79	74
Feb. 26, 2014	H	W	83	67
Mar. 12, 2014	ATL*	L	56	74
Jan. 17, 2015	H	W	71	68

* SEC Tournament

Key to Abbreviation: CHAR—Charlotte, N.C.

Series Notes

All Games at Auburn: Auburn leads 10-7

All Games at Auburn Arena: Auburn leads 3-0

All Games at BEMC: South Carolina leads 7-5

All Games at South Carolina: Auburn leads 11-6

All Games at Colonial Center: Auburn leads 6-1

Frank Martin vs. Auburn: 1-4

All Games at Neutral Sites: tied 2-2

SEC Tournament Games: Auburn leads 2-1

Current Series Streak: 1 by Auburn

Longest Auburn Streak: 6 (*'91-'92/'95-'96;'98-'99/'02-'03)

Longest South Carolina Streak: 7 (*'34-'35/'71-'72)

SOUTH CAROLINA STATE (1-0)

Dec. 4, 2002	H	W	85	65
--------------	---	---	----	----

SOUTH FLORIDA (5-1)

Dec. 2, 1974	H	W	77	52
Dec. 13, 1975	A	W	79	78
Dec. 3, 1977	H	W	71	54
Dec. 15, 1979	A	W	74	56
Dec. 15, 2010	A	L	49	61
Dec. 14, 2011	H	W	52	40

SOUTHEASTERN LOUISIANA (4-0)

Nov. 13, 1998	H	W	114	60
Dec. 2, 2002	H	W	77	47
Dec. 14, 2005	H	W	66	51
Dec. 31, 2008	H	W	77	65

SOUTHERN (1-0)

Dec. 15, 2007	MOB	W	71	63
---------------	-----	---	----	----

Key to Abbreviation: MOB—Mobile, Ala.

SOUTHERN CAL (0-2)

Dec. 15, 1972	A	L	66	73
Dec. 29, 1977	NO	L	74	85

Key to Abbreviation: NO—New Orleans, La.

SOUTHERN COLLEGE (FLA.) (2-0)

1927-28	H	W	51	18
1928-29	H	W	33	29

SOUTHERN ILLINOIS (1-0)

Dec. 9, 1977	HUNT	W	66	65
--------------	------	---	----	----

Key to Abbreviation: HUNT—Huntington, W. Va.

SOUTHERN ILLINOIS-EDWARDSVILLE (1-0)

Nov. 25, 1991	H	W	109	86
---------------	---	---	-----	----

SOUTHERN METHODIST (0-4)

Dec. 29, 1948	OKC	L	41	59
Dec. 19, 1957	A	L	65	75
Dec. 20, 1963	A	L	70	84
Dec. 19, 1975	ELP	L	OT 85	87

Key to Abbreviations:

ELP—El Paso, Texas OKC—Oklahoma City, Okla.

SOUTHERN MISS (14-2)

Dec. 14, 1963	H	W	80	74
Dec. 27, 1968	MOB	W	73	70
Dec. 29, 1989	PEN	L	73	84
Dec. 14, 1991	H	W	93	78
Feb. 22, 1993	A	W	81	75

Feb. 22, 1994	H	W	89	73
Feb. 22, 1995	A	W	81	79
Nov. 21, 1997	H	W	83	70
Mar. 11, 1998	*H*	W	77	62
Dec. 30, 1999	H	W	56	50
Dec. 30, 2000	H	W	73	69
Dec. 29, 2001	H	W	64	55
Dec. 30, 2002	H	W	92	46
Dec. 30, 2003	H	W	78	60
Jan. 4, 2006	H	W	80	57
Jan. 2, 2007	A	L	54	56

Key to Abbreviations: * National Invitation Tournament

MOB—Mobile, Ala. PEN—Pensacola, Fla.

SPRING HILL (7-1)

Feb. 22, 1921	H	W	41	32
Jan. 6, 1939	H	W	30	22
Jan. 7, 1939	H	W	44	23
Dec. 14, 1939	H	W	37	34
Dec. 15, 1939	H	L	33	34
Jan. 3, 1941	H	W	35	30
Jan. 4, 1941	H	W	46	34
Dec. 19, 1962	H	W	71	51

STANFORD (0-1)

Nov. 27, 1999	ANA	L	58	67
---------------	-----	---	----	----

Key to Abbreviations:

ANA—Anaheim, Calif. (Wooden Classic)

STETSON (3-1)

Dec. 2, 1981	H	W	60	59
Dec. 6, 1982	A	L	58	59
Nov. 24, 1984	H	W	92	50
Dec. 14, 1985	DB	W	77	54

Key to Abbreviation: DB—Daytona Beach, Fla.

STONY BROOK (1-0)

Jan. 2, 2000	H	W	100	45
--------------	---	---	-----	----

SYRACUSE (0-1)

Mar. 28, 2003	ALB*	L	78	79
---------------	------	---	----	----

* NCAA Tournament

Key to Abbreviation: ALB—Albany, N.Y.

TALLADEGA ATHLETIC CLUB (0-1)

Feb. 3, 1916	L	4	31
--------------	---	---	----

TEMPLE (2-2)

Dec. 30, 1977	NO	L	73	74
Nov. 11, 1997	ALBU	L	42	68
Nov. 19, 2004	A	W	80	78
Dec. 18, 2005	H	W	73	42

NO—New Orleans, La. ALBU—Albuquerque, N.M.

TENNESSEE (37-75)

Feb. 15, 1927	A	L	23	24
Jan. 29, 1928	H	W	63	14
Jan. 25, 1930	H	L	18	33
Mar. 1, 1934	ATL*	L	26	43
Feb. 1, 1935	A	L	27	48
Mar. 1, 1936	*A*	L	25	43
Mar. 3, 1939	*A*	L	35	49
Jan. 31, 1941	H	L	33	51
Jan. 23, 1942	A	L	23	43
Jan. 29, 1943	A	L	23	57
Feb. 29, 1945	LOU*	L	26	56
Jan. 11, 1947	H	L	30	66
Feb. 3, 1947	H	L	27	63
Jan. 8, 1951	A	W	63	59
Feb. 9, 1952	H	W	60	55
Jan. 26, 1953	A	L	70	72
Mar. 1, 1954	H	L	86	92
Dec. 18, 1954	MONT	W	73	64
Feb. 28, 1955	A	L	77	86
Feb. 25, 1956	H	L	87	91
Feb. 23, 1957	A	L	75	85
Feb. 22, 1958	H	W	72	66
Feb. 23, 1959	A	L	55	56
Feb. 22, 1960	H	W	72	63
Feb. 25, 1961	A	W	41	38
Feb. 24, 1962	H	W	60	51
Feb. 25, 1963	A	L	47	55
Feb. 24, 1964	H	L	62	68



Series Scores

Table with columns for date, home/away indicator, opponent, and score. Contains 100 rows of game data.

Series Scores section containing sub-sections for various opponents: SEC Tournament, MEM—Memphis, ATL—Atlanta, LOU—Louisville, MONT—Montgomery, NO—New Orleans, TENNESSEE-CHATTANOOGA (2-2), TENNESSEE-MARTIN (2-0), TENNESSEE STATE (2-0), TENNESSEE TECH (4-1), TEXAS (1-1), TEXAS A&M (4-7), and TEXAS A&M-CORPUS CHRISTI (1-0).

Series Scores section containing sub-sections for various opponents: HILO—Hilo, BHAM—Birmingham, MOB—Mobile, TEXAS-PAN AMERICAN (1-0), TEXAS SOUTHERN (3-0), TEXAS TECH (1-2), TEXAS WESLEYAN (1-0), TOLEDO (0-2), TOWSON (2-0), TROY (10-1), and TULANE (33-25).



Series Scores

VIRGINIA COMMONWEALTH (4-1)

Mar. 3, 1975	H	W	117	72
Dec. 16, 1976	A	W	109	59
Dec. 21, 1984	CHAT	L	59	78
Dec. 5, 1987	H	W	93	80
Dec. 20, 1988	A	W	85	79

Key to Abbreviation: CHAT—Chattanooga, Tenn.

VIRGINIA MILITARY INSTITUTE (0-2)

1919-20	A	L	19	45
Feb. 6, 1926	A	L	25	41

VIRGINIA TECH (6-2)

1919-20	A	L	20	26
Feb. 25, 1927	ATL*	W	38	33
Dec. 16, 1960	BHAM	W	76	73
Dec. 16, 1961	BHAM	W	77	63
Dec. 29, 1967	OKC	W	76	61
Dec. 8, 1973	H	W	76	74
Dec. 14, 1974	A	L	82	83
Dec. 21, 1999	SANJ	W	73	63

*Southern Conference Tournament

Key to Abbreviations: OKC—Oklahoma City, Okla.

ATL—Atlanta, Ga. BHAM—Birmingham, Ala.

SANJ—San Juan, P.R.

WAKE FOREST (4-3)

1907-08		W	38	13
Dec. 19, 1956	CHAR	L	48	58
Dec. 7, 1957	COL	W	78	66
Dec. 9, 1967	A	W	66	63
Dec. 6, 1969	H	L	81	95
Dec. 27, 1983	JACK	L	67	76
Mar. 23, 2003	TAM*	W	68	62

* NCAA Tournament

Key to Abbreviations: JACK—Jacksonville, Fla.

CHAR—Charlotte, N.C. COL—Columbus, Ga.

TAM—Tampa, Fla.

WASHINGTON (0-1)

1947-48		L	29	59
---------	--	---	----	----

WASHINGTON & LEE (1-1)

1919-20	A	L	10	34
Dec. 17, 1954	MONT	W	91	81

Key to Abbreviation: MONT—Montgomery, Ala.

WEBER STATE (1-0)

Dec. 13, 1997	PROVO	W	63	58
---------------	-------	---	----	----

Key to Abbreviation: PROVO—Provo, Utah

WEST ALABAMA (FORM. LIVINGSTON) (2-0)

1948-49		W	49	44
Dec. 1, 1960	H	W	90	50

WEST FLORIDA (1-0)

Dec. 12, 1994	H	W	96	59
---------------	---	---	----	----

WEST POINT ATHLETIC CLUB (2-0)

1919-20	A	W	38	8
1922-23		W	25	18

WEST VIRGINIA (2-2)

Dec. 29, 1984	A	W	59	58
Nov. 22, 1985	HART	L	58	75
Dec. 3, 1985	H	W	84	59
Dec. 5, 2007	BHAM	L	59	88

Key to Abbreviation: BHAM—Birmingham, Ala.

HART—Hartford, Conn. (Preseason NIT)

WESTERN CAROLINA (4-0)

Dec. 4, 1973	H	W	95	85
Dec. 9, 1974	H	W	85	77
Dec. 3, 1975	A	W	88	76
Dec. 15, 1996	H	W	80	55

WEST GEORGIA (1-0)

Jan. 5, 2010	H	W	96	72
--------------	---	---	----	----

WESTERN KENTUCKY (1-3)

Dec. 16, 1972	LA	L	72	87
Dec. 7, 1985	A	L	58	71

Dec. 1, 2002	NASH	L	70	89
Nov. 21, 2003	H	W	86	64

Key to Abbreviation: LA—Los Angeles, Calif.
NASH—Nashville, Tenn.

WESTERN MICHIGAN (0-1)

Dec. 17, 2002	H	L	54	72
---------------	---	---	----	----

WETUMPKA ATHLETIC CLUB (3-0)

1907-08	H	W	47	11
1909-10	H	W	56	12
Jan. 17, 1914	H	W	82	17

WHITE'S BUSINESS COLLEGE (1-0)

1927-28	H	W	92	13
---------	---	---	----	----

WILLIAM & MARY (0-1)

Dec. 29, 1981	DUR	L	48	58
---------------	-----	---	----	----

Key to Abbreviation: DUR—Durham, N.C.

WINSTON-SALEM STATE (1-0)

Nov. 17, 2006	H	W	95	62
---------------	---	---	----	----

WINTHROP (4-1)

Dec. 30, 1996	H	W	80	55
Mar. 11, 1999	INDY*	W	80	41
Dec. 29, 2005	H	W	64	62
DEC. 22, 2012	H	L	67	74
Dec. 17, 2014	H	W	80	62

*NCAA Tournament

Key to Abbreviation: INDY—Indianapolis, Ind.

WISCONSIN (0-1)

Nov. 25, 2006	SOPAD	L	63	77
---------------	-------	---	----	----

Key to Abbreviation:

SOPAD—South Padre Island, Texas

WOFFORD (6-2)

1922-23		W	42	19
1922-23		L	19	20
Dec. 19, 1995	H	W	73	56
Nov. 25, 1997	H	W	68	51
Dec. 15, 1998	H	W	79	51
Nov. 22, 2002	H	W	81	63
Dec. 5, 2004	H	L	78	85
Dec. 16, 2006	H	W	86	76

WYOMING (1-0)

Dec. 19, 1958	BHAM	W	70	47
---------------	------	---	----	----

Key to Abbreviation: BHAM—Birmingham, Ala.

XAVIER (4-4)

Dec. 28, 1962	NO	W	64	57
Dec. 28, 1968	MOB	W	75	73
Dec. 29, 1970	NOR	W	86	73
Dec. 18, 1971	BHAM	L	60	71
Dec. 19, 1972	A	L	60	67
Jan. 6, 2008	H	L	57	80
Dec. 3, 2008	A	L	74	81
Dec. 20, 2014	H	W 2OT	89	88

Key to Abbreviation:

BHAM—Birmingham, Ala. MOB—Mobile, Ala.

NO—New Orleans, La. NOR—Norfolk, Va.

YOUNGSTOWN STATE (1-0)

Dec. 8, 1983	MOB	W	78	52
--------------	-----	---	----	----

Key to Abbreviation: MOB—Mobile, Ala.



Record vs. Conferences

America East

	AU:	Won	Lost
Albany (N.Y.).....		0	0
Binghamton.....		0	0
Hartford.....		0	0
Maine.....		0	0
Maryland-Baltimore County.....		0	0
UMass-Lowell.....		0	0
New Hampshire.....		0	0
Stony Brook.....		1	0
Vermont.....		0	0
TOTALS.....		1	0

The American

	AU:	Won	Lost
Central Florida.....		4	1
Cincinnati.....		0	0
Connecticut.....		0	1
East Carolina.....		0	0
Houston.....		1	6
Memphis.....		1	0
Southern Methodist.....		0	4
South Florida.....		5	1
Temple.....		12	2
Tulane.....		33	25
Tulsa.....		2	1
TOTALS.....		58	41

Atlantic 10

	AU:	Won	Lost
Davidson.....		1	0
Dayton.....		0	4
Duquesne.....		2	0
Fordham.....		1	0
George Mason.....		0	0
George Washington.....		2	1
La Salle.....		1	0
Massachusetts.....		0	0
Rhode Island.....		0	1
Richmond.....		2	1
St. Bonaventure.....		0	1
Saint Joseph's (Pa.).....		2	0
St. Louis.....		1	0
Virginia Commonwealth.....		4	1
TOTALS.....		16	9

Atlantic Coast

	AU:	Won	Lost
Boston College.....		2	1
Clemson.....		15	12
Duke.....		0	3
Florida State.....		23	8
Georgia Tech.....		53	61
Louisville.....		1	1
Miami (Fla.).....		1	1
North Carolina.....		0	4
North Carolina State.....		3	5
Notre Dame.....		0	0
Pittsburgh.....		0	2
Syracuse.....		0	1
Virginia.....		4	3
Virginia Tech.....		6	2
Wake Forest.....		4	3
TOTALS.....		112	107

Atlantic Sun

	AU:	Won	Lost
Florida Gulf Coast.....		0	0
Jacksonville.....		3	2
Kennesaw State.....		2	0
Lipscomb.....		1	0
NJIT.....		0	0
North Florida.....		1	0
Stetson.....		3	1
USC-Upstate.....		1	0
TOTALS.....		11	3

Big 12

	AU:	Won	Lost
Baylor.....		2	4
Iowa State.....		1	2
Kansas.....		1	0
Kansas State.....		0	1
Oklahoma.....		1	1

Oklahoma State.....	2	1
Texas.....	1	1
Texas Tech.....	1	2
TCU.....	2	1
West Virginia.....	2	2
TOTALS.....	13	15

Big East

	AU:	Won	Lost
Butler.....		2	0
Creighton.....		1	1
DePaul.....		0	1
Georgetown.....		0	0
Marquette.....		0	2
Providence.....		1	0
St. John's.....		1	0
Seton Hall.....		0	1
Villanova.....		2	2
Xavier (Ohio).....		4	4
TOTALS.....		11	11

Big Sky

	AU:	Won	Lost
Eastern Washington.....		0	0
Idaho.....		0	0
Idaho State.....		0	0
Montana.....		1	0
Montana State.....		0	0
North Dakota.....		0	0
Northern Arizona.....		0	0
Northern Colorado.....		0	0
Portland State.....		0	0
Sacramento State.....		0	0
Southern Utah.....		0	0
Weber State.....		1	0
TOTALS.....		2	0

Big South

	AU:	Won	Lost
Campbell.....		0	1
Charleston Southern.....		3	0
Coastal Carolina.....		1	1
Gardner-Webb.....		1	0
High Point.....		2	0
Liberty.....		1	0
Longwood.....		0	0
UNC-Asheville.....		2	1
Presbyterian.....		0	1
Radford.....		1	0
Winthrop.....		4	1
TOTALS.....		15	5

Big Ten

	AU:	Won	Lost
Illinois.....		0	3
Indiana.....		0	1
Iowa.....		0	0
Maryland.....		0	0
Michigan.....		0	1
Michigan State.....		0	1
Minnesota.....		0	0
Nebraska.....		0	0
Northwestern.....		0	0
Ohio State.....		0	1
Penn State.....		0	0
Purdue.....		1	1
Rutgers.....		4	2
Wisconsin.....		0	1
TOTALS.....		5	11

Big West

	AU:	Won	Lost
Cal Poly.....		0	0
Cal State-Fullerton.....		1	0
Cal State-Northridge.....		0	0
Hawaii.....		2	0
Long Beach State.....		1	1
UC Davis.....		0	0
UC Irvine.....		0	0
UC Riverside.....		0	0
UC Santa Barbara.....		0	0
TOTALS.....		4	1

Colonial

	AU:	Won	Lost
College of Charleston.....		3	0
Delaware.....		2	0
Drexel.....		0	0
Elon.....		0	0
Hofstra.....		0	0
James Madison.....		2	1
UNC Wilmington.....		1	1
Northeastern.....		0	0
Towson.....		2	0
William & Mary.....		0	1
TOTALS.....		10	3

Conference USA

	AU:	Won	Lost
UAB.....		7	10
Charlotte.....		0	0
Florida Atlantic.....		1	0
Florida International.....		2	0
Louisiana Tech.....		5	2
Marshall.....		1	0
Middle Tennessee State.....		3	0
North Texas.....		1	0
Old Dominion.....		2	1
Rice.....		3	1
Southern Mississippi.....		14	2
Texas-San Antonio.....		0	0
UTEP.....		0	3
Western Kentucky.....		1	3
TOTALS.....		40	22

Horizon

	AU:	Won	Lost
Cleveland State.....		0	0
Detroit.....		1	0
Illinois-Chicago.....		0	0
Northern Kentucky.....		0	0
Oakland (Mich.).....		0	0
Valparaiso.....		0	0
Wisconsin-Green Bay.....		0	0
Wisconsin-Milwaukee.....		1	0
Wright State.....		0	0
Youngstown State.....		1	0
TOTALS.....		3	0

Ivy League

	AU:	Won	Lost
Brown.....		0	0
Columbia.....		2	0
Cornell.....		0	0
Dartmouth.....		1	0
Harvard.....		0	0
Pennsylvania.....		1	0
Princeton.....		0	0
Yale.....		0	0
TOTALS.....		4	0

Metro Atlantic

	AU:	Won	Lost
Canisius.....		0	0
Fairfield.....		0	0
Iona.....		1	1
Manhattan.....		0	0
Marist.....		0	0
Monmouth.....		0	0
Niagara.....		1	0
Quinnipiac.....		0	0
Rider.....		0	0
St. Peter's.....		0	0
Siena.....		0	0
TOTALS.....		2	1

Mid-American

	AU:	Won	Lost
Akron.....		0	0
Ball State.....		1	1
Bowling Green.....		0	0
Buffalo.....		1	0
Central Michigan.....		0	0
Eastern Michigan.....		0	0
Kent State.....		0	0
Miami (Ohio).....		0	0
Northern Illinois.....		0	0



Record vs. Conferences

Ohio U.....	1	0
Toledo.....	0	2
Western Michigan.....	0	1
TOTALS.....	3	4

Mid-Eastern Athletic

AU: Won Lost		
Bethune-Cookman.....	3	0
Coppin State.....	1	0
Delaware State.....	0	0
Florida A&M.....	8	0
Hampton.....	0	0
Howard.....	0	0
Maryland-Eastern Shore.....	1	0
Morgan State.....	0	0
Norfolk State.....	1	0
North Carolina A&T.....	0	0
North Carolina Central.....	0	0
Savannah State.....	0	0
South Carolina State.....	1	0
TOTALS.....	15	0

Missouri Valley

AU: Won Lost		
Bradley.....	2	0
Drake.....	0	0
Evansville.....	0	0
Illinois State.....	0	0
Indiana State.....	0	0
Loyola (Ill.).....	0	0
Missouri State.....	1	1
Northern Iowa.....	0	1
Southern Illinois.....	1	0
Wichita State.....	4	2
TOTALS.....	4	2

Mountain West

AU: Won Lost		
Air Force.....	1	1
Boise State.....	0	0
Colorado State.....	2	2
Fresno State.....	0	0
Nevada.....	0	0
UNLV.....	1	4
New Mexico.....	0	0
San Diego State.....	0	0
San Jose State.....	1	0
Utah State.....	0	0
Wyoming.....	1	0
TOTALS.....	6	7

Northeast

AU: Won Lost		
Bryant University.....	0	0
Central Connecticut State.....	0	0
Fairleigh Dickinson.....	1	0
Long Island U.....	0	0
Mount St. Mary's.....	1	0
Robert Morris.....	1	0
Sacred Heart.....	0	0
St. Francis (N.Y.).....	0	0
St. Francis (Pa.).....	0	0
Wagner.....	0	0
TOTALS.....	3	0

Ohio Valley

AU: Won Lost		
Austin Peay.....	4	0
Belmont.....	2	0
Eastern Illinois.....	1	0
Eastern Kentucky.....	3	1
Jacksonville State.....	13	0
Morehead State.....	0	0
Murray State.....	3	1
SIU-Edwardsville.....	1	0
Southeast Missouri State.....	0	0
Tennessee State.....	1	0
Tennessee Tech.....	4	1
UT-Martin.....	2	0
TOTALS.....	34	3

Pacific-12

AU: Won Lost		
Arizona.....	1	0
Arizona State.....	0	0
California.....	0	0
Colorado.....	0	2
Oregon.....	1	0
Oregon State.....	1	0
Southern Cal.....	0	2
Stanford.....	0	1
UCLA.....	0	0
Utah.....	1	0
Washington.....	0	1
Washington State.....	0	0
TOTALS.....	4	6

Patriot League

AU: Won Lost		
American.....	0	0
Army.....	0	0
Boston U.....	0	0
Bucknell.....	0	0
Colgate.....	0	0
Holy Cross.....	0	0
Lafayette.....	0	0
Lehigh.....	0	0
Loyola (Md.).....	0	0
Navy.....	5	1
TOTALS.....	5	1

Southeastern

AU: Won Lost		
Alabama.....	58	93
Arkansas.....	16	32
Florida.....	87	76
Georgia.....	90	91
Kentucky.....	17	91
LSU.....	66	84
Mississippi State.....	74	68
Missouri.....	1	3
Ole Miss.....	73	56
South Carolina.....	23	15
Tennessee.....	37	75
Texas A&M.....	4	7
Vanderbilt.....	51	86
TOTALS.....	597	777

Southern

AU: Won Lost		
The Citadel.....	1	1
Chattanooga.....	2	2
East Tennessee State.....	1	0
Furman.....	4	1
Mercer.....	15	16
North Carolina-Greensboro.....	0	0
Samford.....	22	2
Virginia Military Institute.....	0	2
Western Carolina.....	4	0
Wofford.....	6	2
TOTALS.....	55	26

Southland

AU: Won Lost		
Abilene Christian.....	0	0
Central Arkansas.....	0	0
Houston Baptist.....	0	0
Incarnate Word.....	0	0
Lamar.....	1	0
McNeese State.....	3	0
New Orleans.....	1	0
Nicholls State.....	5	1
Northwestern (La.) State.....	0	1
Sam Houston State.....	0	1
Southeastern Louisiana.....	4	0
Stephen F. Austin.....	0	0
Texas A&M-Corpus Christi.....	1	0
TOTALS.....	15	3

Southwestern Athletic

AU: Won Lost		
Alabama A&M.....	3	0
Alabama State.....	5	0
Alcorn State.....	0	0

Arkansas-Pine Bluff.....	5	0
Grambling State.....	5	0
Jackson State.....	1	0
Mississippi Valley State.....	0	0
Prairie View A&M.....	0	0
Southern (Baton Rouge).....	1	0
Texas Southern.....	3	0
TOTALS.....	23	0

Summit League

AU: Won Lost		
Denver.....	1	0
IPFW.....	1	0
IUPUI.....	1	0
Nebraska-Omaha.....	0	0
North Dakota State.....	0	0
Oral Roberts.....	1	1
South Dakota.....	0	0
South Dakota State.....	0	0
Western Illinois.....	0	0
TOTALS.....	4	1

Sun Belt

AU: Won Lost		
Appalachian State.....	1	0
Arkansas-Little Rock.....	1	0
Arkansas State.....	0	1
Georgia Southern.....	6	0
Georgia State.....	5	1
Louisiana-Lafayette.....	6	3
Louisiana-Monroe.....	3	0
South Alabama.....	5	4
Texas-Arlington.....	0	0
Texas State.....	0	0
Troy.....	10	1
TOTALS.....	37	10

West Coast

AU: Won Lost		
Brigham Young.....	1	0
Gonzaga.....	0	0
Loyola Marymount.....	0	0
Pacific.....	0	0
Pepperdine.....	1	1
Portland.....	0	0
St. Mary's (Calif.).....	0	0
San Diego.....	1	0
San Francisco.....	0	0
Santa Clara.....	0	0
TOTALS.....	3	1

Western Athletic

AU: Won Lost		
Cal State Bakersfield.....	0	0
Chicago State.....	0	0
Grand Canyon.....	0	0
UMKC.....	0	0
New Mexico State.....	0	0
Seattle.....	0	0
Texas Pan-American.....	1	0
Utah Valley.....	0	0
TOTALS.....	1	0

NOTE: All conferences based on current alignment



Year-by-Year Record

Year	Coach	Overall				SEC			Finish
		Won	Lost	Tied	Pct.	Won	Lost	Pct.	
1905-06	Mike Donahue	5	1	1	.786				
1906-07	Mike Donahue	4	2		.667				
1907-08	Mike Donahue	6	5		.545				
1908-09	Mike Donahue	4	3		.571				
1909-10	Mike Donahue	11	6		.647				
1910-11	Mike Donahue	3	5		.375				
1911-12	Mike Donahue	2	6		.250				
1912-13	Mike Donahue	6	9		.400				
1913-14	Mike Donahue	3	10		.231				
1914-15	Mike Donahue	3	5		.375				
1915-16	Mike Donahue	3	5		.375				
1916-17	Mike Donahue	2	2		.500				
1917-18	Mike Donahue	2	3		.400				
1918-19	Mike Donahue	4	3		.571				
1919-20	Mike Donahue	11	7		.611				
1920-21	Mike Donahue	5	8		.385				
1921-22	Wilbur Hutsell	5	8		.385				
1922-23	Wilbur Hutsell	7	7		.500				
1923-24	Wilbur Hutsell	4	9		.308				
1924-25	Herb Bunker	3	11		.214				
1925-26	Mike Papke	5	10		.333				
1926-27	Mike Papke	13	6		.684				
1927-28	Mike Papke	20	2		.909				
1928-29	George Bohler	6	15		.286				
1929-30	Hal Lee	1	10		.091				
1930-31	Sam McAllister	9	6		.600				
1931-32	Sam McAllister	12	3		.800				
1932-33	Sam McAllister	4	9		.308	4	7	.364	9th
1933-34	Ralph Jordan	2	11		.154	2	9	.182	12th
1934-35	Ralph Jordan	4	13		.235	3	9	.250	11th
1935-36	Ralph Jordan	10	7		.588	7	4	.636	5th
1936-37	Ralph Jordan	11	4		.733	7	4	.636	4th
1937-38	Ralph Jordan	14	5		.737	6	3	.667	4th
1938-39	Ralph Jordan	16	6		.727	8	4	.667	5th
1939-40	Ralph Jordan	7	10		.412	6	7	.462	8th
1940-41	Ralph Jordan	13	6		.684	6	5	.545	7th
1941-42	Ralph Jordan	11	6		.647	9	5	.643	5th
1942-43	Bob Evans	1	14		.067	1	12	.083	11th
1943-44				No Team					
1944-45	Bob Evans	3	14		.176	2	6	.250	9th
1945-46	Ralph Jordan	7	9		.438	7	6	.538	5th
1946-47	V.J. Edney	3	18		.143	1	15	.063	12th
1947-48	Danny Doyle	12	10		.545	7	7	.500	4th
1948-49	Danny Doyle	9	15		.375	5	11	.313	10th
1949-50	Joel Eaves	17	7		.708	12	6	.667	3rd
1950-51	Joel Eaves	12	10		.545	6	8	.429	5th
1951-52	Joel Eaves	14	12		.538	6	8	.429	9th
1952-53	Joel Eaves	13	8		.619	6	7	.462	5th
1953-54	Joel Eaves	16	8		.667	8	6	.571	5th
1954-55	Joel Eaves	11	9		.550	6	8	.429	8th
1955-56	Joel Eaves	11	10		.523	8	6	.571	4th
1956-57	Joel Eaves	13	8		.619	8	6	.571	6th
1957-58	Joel Eaves	16	6		.727	11	3	.786	2nd
1958-59	Joel Eaves	20	2		.909	12	2	.857	2nd
1959-60	Joel Eaves	19	3		.864	12	2	.857	SEC Champs
1960-61	Joel Eaves	15	7		.682	8	6	.571	5th
1961-62	Joel Eaves	18	6		.750	11	3	.786	3rd
1962-63	Joel Eaves	18	4		.818	10	4	.714	2nd
1963-64	Bill Lynn	11	12		.478	6	8	.429	10th
1964-65	Bill Lynn	16	9		.640	11	5	.688	3rd
1965-66	Bill Lynn	16	10		.615	8	8	.500	7th
1966-67	Bill Lynn	17	8		.680	12	6	.667	4th
1967-68	Bill Lynn	13	13		.500	8	10	.444	6th
1968-69	Bill Lynn	15	10		.600	10	8	.556	4th
1969-70	Bill Lynn	15	11		.577	11	7	.611	3rd
1970-71	Bill Lynn	11	15		.423	8	10	.445	6th
1971-72	Bill Lynn	10	16		.385	6	12	.333	7th



Year-by-Year Record

Year	Coach	Overall			SEC			Finish
		Won	Lost	Pct.	Won	Lost	Pct.	
1972-73	Bill Lynn	6	20	.222	4	14	.222	9th
1973-74	Bob Davis	10	16	.385	5	13	.278	9th
1974-75	Bob Davis	18	8	.692	12	6	.667	3rd
1975-76	Bob Davis	16	10	.615	11	7	.611	4th
1976-77	Bob Davis	13	13	.500	6	12	.333	7th
1977-78	Bob Davis	13	14	.481	8	10	.444	5th
1978-79	Sonny Smith	13	16	.448	5	13	.278	9th
1979-80	Sonny Smith	10	18	.357	5	13	.278	9th
1980-81	Sonny Smith	11	16	.407	4	14	.222	9th
1981-82	Sonny Smith	14	14	.500	7	11	.389	7th
1982-83	Sonny Smith	15	13	.536	8	10	.444	8th
1983-84	Sonny Smith	20	11	.645	12	6	.667	2nd
1984-85	Sonny Smith	22	12	.647	8	10	.444	7th
1985-86	Sonny Smith	22	11	.667	13	5	.722	2nd
1986-87	Sonny Smith	18	13	.581	9	9	.500	5th
1987-88	Sonny Smith	19	11	.633	11	7	.611	2nd
1988-89	Sonny Smith	9	19	.321	2	16	.111	10th
1989-90	Tommy Joe Eagles	13	18	.419	8	10	.444	6th
1990-91	Tommy Joe Eagles	13	16	.448	5	13	.278	7th
1991-92	Tommy Joe Eagles	12	15	.444	5	11	.313	5th-Western
1992-93	Tommy Joe Eagles	15	12	.556	8	8	.500	3rd-Western
1993-94	Tommy Joe Eagles	11	17	.393	3	13	.188	6th-Western
1994-95	Cliff Ellis	16	13	.552	7	9	.438	4th-Western
1995-96	Cliff Ellis	19	13	.594	6	10	.375	t-4th-Western
1996-97	Cliff Ellis	16	15	.516	6	10	.375	t-3rd-Western
1997-98	Cliff Ellis	16	14	.533	7	9	.438	3rd-Western
1998-99	Cliff Ellis	29	4	.879	14	2	.875	SEC Champs
1999-2000	Cliff Ellis	24	10	.706	9	7	.563	2nd-Western
2000-01	Cliff Ellis	18	14	.563	7	9	.438	t-4th-Western
2001-02	Cliff Ellis	12	16	.429	4	12	.250	6th-Western
2002-03	Cliff Ellis	22	12	.647	8	8	.500	t-2nd-Western
2003-04	Cliff Ellis	14	14	.500	5	11	.313	t-4th-Western
2004-05	Jeff Lebo	14	17	.452	4	12	.250	t-5th-Western
2005-06	Jeff Lebo	12	16	.429	4	12	.250	t-5th-Western
2006-07	Jeff Lebo	17	15	.531	7	9	.438	t-3rd-Western
2007-08	Jeff Lebo	14	16	.467	4	12	.250	6th-Western
2008-09	Jeff Lebo	24	12	.667	10	6	.625	2nd-Western
2009-10	Jeff Lebo	15	17	.469	6	10	.375	t-4th-Western
2010-11	Tony Barbee	11	20	.355	4	12	.250	5th-Western
2011-12	Tony Barbee	15	16	.484	5	11	.313	t-10th
2012-13	Tony Barbee	9	23	.281	3	15	.167	14th
2013-14	Tony Barbee	14	16	.467	6	12	.333	12th
2014-15	Bruce Pearl	15	20	.429	4	14	.222	13th

Coaching Records

Years	Coach	Seasons	Overall			Pct.	SEC		
			Won	Lost	Tied		Won	Lost	Pct.
1905-06 to 1920-21	Mike Donahue	16	74	80	1	.481			
1921-22 to 1923-24	Wilbur Hutsell	3	16	24		.421			
1924-25	Herb Bunker	1	3	11		.214			
1925-26 to 1927-28	Mike Papke	3	38	18		.679			
1928-29	George Bohler	1	6	15		.286			
1929-30	Hal Lee	1	1	10		.091			
1930-31 to 1932-33	Sam McAllister	3	25	18		.581	4	7	.364
1933-34 to 1941-42, 1945-46	Ralph Jordan	10	95	77		.552	61	56	.521
1942-43, 1944-45	Bob Evans	2	4	28		.125	3	18	.143
1946-47	V.J. Edney	1	3	18		.143	1	15	.063
1947-48 to 1948-49	Danny Doyle	2	21	25		.457	12	18	.400
1949-50 to 1962-63	Joel Eaves	14	213	100		.681	124	75	.623
1963-64 to 1972-73	Bill Lynn	10	130	124		.512	84	88	.488
1973-74 to 1977-78	Bob Davis	5	70	61		.534	42	48	.467
1978	Paul Lambert	2 months							
1978-79 to 1988-89	Sonny Smith	11	173	154		.529	84	114	.424
1989-90 to 1993-94	Tommy Joe Eagles	5	64	78		.451	29	55	.345
1994-95 to 2003-04	Cliff Ellis	10	186	125		.598	73	87	.456
2004-05 to 2009-10	Jeff Lebo	6	96	93		.508	35	61	.365
2010-11 to 2013-14	Tony Barbee	4	49	75		.395	18	50	.264
2014-15 to Present	Bruce Pearl	1	15	20		.429	4	14	.222
Totals		109 (82 SEC)	1282	1154	1	.526	574	706	.448



Tournament Participation By Tournament

ALL COLLEGE CLASSIC (2-4)

1967— Auburn 65, Arkansas 58
Oklahoma City 78, Auburn 68
Auburn 76, Virginia Tech 61
1948— Baylor 59, Auburn 44
Colorado A&M 46, Auburn 41
SMU 59, Auburn 41

BANK ONE FIESTA BOWL BASKETBALL CLASSIC (11)

1993— Michigan 102, Auburn 81
Auburn 81, Fordham 60

BAYOU CLASSIC (1-1)

1979— Auburn 74, Cal. St.-Long Beach 69
SW Louisiana 92, Auburn 75

BIG APPLE NIT (0-1)

1985— West Virginia 75, Auburn 58

BIG ISLAND INVITATIONAL (1-2)

1996— Colorado 78, Auburn 72 (ot)
Auburn 98, Hawaii-Hilo 92 (ot)
Texas Christian 86, Auburn 66

BIG SUN TOURNAMENT (2-0)

1978— Auburn 78, Oklahoma 70
Auburn 63, Navy 57

BIRMINGHAM CLASSIC (8-2)

1961— Auburn 67, LSU 50
Auburn 77, VPI 63
1960— Auburn 76, VPI 73
Auburn 74, Alabama 62
1959— Navy 68, Auburn 61
Auburn 59, Alabama 52
1958— Auburn 70, Wyoming 47
Auburn 79, Alabama 60
1957— Auburn 75, TCU 63
Miss. State 52, Auburn 37

BLADE GLASS CLASSIC (1-1)

1980— Air Force 48, Auburn 46 (ot)
Auburn 63, Columbia 55

BLUE ANGELS CLASSIC (2-2)

1991— Auburn 93, Slippery Rock 66
South Alabama 107, Auburn 87
1989— Auburn 75, Navy 61
Southern Miss 84, Auburn 73

BLUEBONNET BOWL TOURNAMENT (1-1)

1964— Houston 50, Auburn 48
Auburn 94, Rice 71

BLUE GRAY TOURNAMENT (2-2)

1955— Texas 83, Auburn 76
Eastern Kentucky 93, Auburn 71
1954— Auburn 91, Washington & Lee 81
Auburn 73, Tennessee 64

CAPITAL CITY CLASSIC (3-1)

1995— Auburn 92, Norfolk State 56
Auburn 84, Florida A&M 54
1994— Auburn 83, Florida A&M 70
Kansas State 78, Auburn 75

CARDINAL VARSITY CLUB CLASSIC (1-1)

1994— Auburn 77, Georgia Southern 45
Ball State 82, Auburn 74

CAROLINA INVITATIONAL (1-2)

1951— Auburn 66, Davidson 59
Georgia Tech 79, Auburn 62
South Carolina 70, Auburn 67

CAROUSEL TOURNAMENT (2-1)

1956— Auburn 89, Clemson 64
Auburn 66, St. Joseph's 64

Wake Forest 58, Auburn 48

CHARLESTON CLASSIC (1-3)

2012— Murray State 79, Auburn 59
Auburn 55, Col. of Charleston 51
Dayton 73, Auburn 63
Boston College 50, Auburn 49

COLONIAL CLASSIC (1-1)

1983— Auburn 78, Youngstown State 52
South Alabama 95, Auburn 73

COTTON STATES CLASSIC (1-1)

1987— Auburn 65, Villanova 64
Georgia Tech 83, Auburn 72

COUGAR CLASSIC (1-1)

1997— Pepperdine 62, Auburn 55
Auburn 63, Weber State 58

DR. PEPPER CLASSIC (1-1)

1991— Auburn 104, Eastern Kentucky 92
Tenn.-Chattanooga 87, Auburn 75

DR. PEPPER INVITATIONAL (2-0)

1995— Auburn 63, Liberty 58
Auburn 83, Baylor 64

ENERGIA SYSTEMS THANKSGIVING TOURNAMENT (2-1)

2000— Auburn 89, Robert Morris 71
Toledo 95, Auburn 90 (2ot)
Auburn 80, Providence 69

GATOR BOWL TOURNAMENT (1-1)

1983— Wake Forest 76, Auburn 67
Auburn 95, Villanova 83

GREAT ALASKA SHOOTOUT (0-3)

1989— Michigan State 92, Auburn 79
Connecticut 95, Auburn 81
Alaska-Anchorage 109, Auburn 94

HAWAIIAN AIRLINES DIAMOND HEAD CLASSIC (0-3)

2011— Auburn 65, Hawai'i 62
Long Beach State 64, Auburn 48
UTEP 83, Auburn 76

HOUSTON CLASSIC (0-2)

1961— Texas A&M 62, Auburn 50
Houston 54, Auburn 49

ILLINI CLASSIC (1-1)

1987— Auburn 70, San Jose State 65
Illinois 107, Auburn 103 (ot)

IPTAY TOURNAMENT (0-2)

1973— Clemson 87, Auburn 72
Jacksonville 90, Auburn 78

IRON DUKE CLASSIC (0-2)

1981— William & Mary 58, Auburn 48
Duke 72, Auburn 71

KRYSTAL CLASSIC (1-1)

1984— VCU 78, Auburn 59
Auburn 95, Delaware 63

LOUISVILLE CLASSIC (1-1)

1976— Creighton 81, Auburn 76
Auburn 78, Rutgers 75

MARSHALL MEMORIAL INV. (2-0)

1977— Auburn 66, Southern Illinois 65
Auburn 112, Oklahoma State 94

MEMPHIS INVITATIONAL (1-1)

1953— Auburn 78, Memphis State 64
Ole Miss 65, Auburn 55

MGM Grand Main Event (1-1)

2014— Tulsa 53, Auburn 35
Auburn 71, Oregon State 69

MOBILE CLASSIC (4-0)

1968— Auburn 73, Southern Miss 70
Auburn 75, Xavier 73
1966— Auburn 67, Florida State 59
Auburn 80, TCU 79

OLD DOMINION TOURNAMENT (1-1)

1970— Auburn 86, Xavier 73
Old Dominion 89, Auburn 76

PILLSBURY CLASSIC (1-1)

1974— Clemson 63, Auburn 59
Auburn 73, Navy 69

POINSETTIA TOURNAMENT (2-2)

1971— Auburn 103, Furman 78
Clemson 77, Auburn 67
1964— Clemson 77, Auburn 65
Auburn 107, Furman 86

PUERTO RICO SHOOTOUT (3-0)

1995— Auburn 70, La Salle 60
Auburn 82, James Madison 71
Auburn 82, #13 Louisville 78

RED LOBSTER CLASSIC (3-1)

1988— Villanova 84, Auburn 83
Auburn 95, Central Florida 68
1985— Auburn 78, Central Florida 49
Auburn 89, Boston College 85

SAN JUAN SHOOTOUT (8-1)

2004— Auburn 74, Delaware 46
Auburn 79, Middle Tenn. State 74
Toledo 68, Auburn 65
2002— AU 94, Puerto Rico-Mayaguez 64
Auburn 63, Denver 58
Auburn 94, Troy State 66
1999— #6 AU 109, P.R.-Mayaguez 52
#6 Auburn 73, Virginia Tech 63
#6 Auburn 87, Pepperdine 76

SHOW ME CLASSIC (0-2)

1979— Arkansas State 69, Auburn 62
George Washington 71, Auburn 60

SOUTH PADRE ISLAND INVITATIONAL (2-2)

2006— Auburn 95, Winston-Salem St. 62
Auburn 64, East Tenn. State 58
Oklahoma State 66, Auburn 65
#7 Wisconsin 77, Auburn 63

SUGAR BOWL TOURNAMENT (4-6)

1990— Villanova 88, Auburn 71
Auburn 84, Tulane 71
1977— Southern Cal 85, Auburn 74
Temple 74, Auburn 73
1965— Dayton 85, Auburn 71
Houston 89, Auburn 76
1963— Duke 84, Auburn 67
Auburn 62, Loyola (N.O.) 52
1962— Auburn 64, Xavier 57
Auburn 71, Houston 69

SUN BOWL CLASSIC (3-3)

1986— Auburn 89, Iowa State 87
UTEP 87, Auburn 82
1975— SMU 87, Auburn 85 (ot)
Auburn 92, Tulsa 74
1973— UTEP 68, Auburn 56
Auburn 88, Lamar 78

TAMPA INVITATIONAL (3-1)

1967— St. Bonaventure 77, Auburn 73
Auburn 70, Rutgers 62
1965— Auburn 76, Columbia 75 (ot)

Auburn 59, Florida State 58

TROJAN CLASSIC (0-2)

1972— Southern Cal 73, Auburn 66
Western Kentucky 87, Auburn 72

UNITED AIRLINES TIP-OFF CLASSIC (2-0)

1998— Auburn 70, Rutgers 55
Auburn 84, Hawaii 57

USAIR EAST COAST CLASSIC (1-1)

1992— Auburn 65, Louisiana Tech 45
UNC-Wilmington 91, Auburn 80

UTAH HILTON CLASSIC (2-0)

1982— Auburn 69, Cal State-Fullerton 60
Auburn 71, Utah 62

VANDERBILT CLASSIC (2-0)

1969— Auburn 70, St. Louis 66
Auburn 85, Dartmouth 76

VOLUNTEER INVITATIONAL (0-2)

1966— Tennessee 73, Auburn 49
Miami (Fla.) 87, Auburn 73

WENDY'S CLASSIC (1-1)

1985— Auburn 80, Kentucky Wesleyan 71
Western Kentucky 71, Auburn 58



Tournament Participation By Year

2014

MGM Grand Main Event in Las Vegas, Nev.
Nov. 24—Tulsa 53, Auburn 35
Nov. 26—Auburn 71, Oregon State 69

2012

Charleston Classic in Charleston, S.C.
Nov. 15—Murray State 79, Auburn 59
Nov. 16—Auburn 55, Col. of Charleston 51
Nov. 18—Dayton 73, Auburn 63
Nov. 21—Boston College 50, Auburn 49*
(*Finale was in Chestnut Hill, Mass.)

2011

Hawaiian Airlines Diamond Head Classic
Dec. 22—Auburn 65, Hawai'i 62
Dec. 23—Long Beach State 64, Auburn 43
Dec. 25—UTEP 83, Auburn 76
South Padre Island Invitational in South Padre Island, Texas and Auburn, Ala.
Nov. 17—Auburn 95, Winston-Salem 62
Nov. 19—Auburn 64, East Tenn. State 58
Nov. 24—Oklahoma State 66, Auburn 65
Nov. 25—Wisconsin 77, Auburn 63

2006

San Juan Shootout in Carolina, P.R.
Dec. 20—Auburn 74, Delaware 46
Dec. 21—Auburn 79, Middle Tenn. State 74
Dec. 22—Toledo 68, Auburn 65
(Auburn crowned as Champions via tiebreaker)

2002

San Juan Shootout in Caguas, P.R.
Dec. 20—Auburn 94, Puerto Rico-Mayaguez 64
Dec. 21—Auburn 63, Denver 58
Dec. 22—Auburn 94, Troy State 66 (Champs)

2000

Energia Systems Thanksgiving Tour. in Kansas City, Mo.
Nov. 24—Auburn 89, Robert Morris 71
Nov. 25—Toledo 95, Auburn 90 (2OT)
Nov. 26—Auburn 80, Providence 69

1999

San Juan Shootout in San Juan, P.R.
Dec. 20—#6 Auburn 109, P.R.-Mayaguez 52
Dec. 21—#6 Auburn 73, Virginia Tech 63
Dec. 22—#6 Auburn 87, Pepperdine 76 (Champs)

1998

United Airlines Tip-Off Classic in Honolulu, HI
Nov. 27—Auburn 70, Rutgers 55
Nov. 28—Auburn 84, Hawaii 57 (Champions)

1997

Cougar Classic in Provo, Utah
December 12—Pepperdine 62, Auburn 55
December 13—Auburn 63, Weber State 58

1996

Big Island Invitational in Hilo, Hawaii
November 29—Colorado 78, Auburn 72 (OT)
November 30—Auburn 98, Hawaii-Hilo 92 (OT)
December 1—Texas Christian 86, Auburn 66

1995

Puerto Rico Shootout in Bayamon, P.R.
November 24—Auburn 70, La Salle 60
November 25—Auburn 82, James Madison 71

November 26—Auburn 82, #13 Louisville 78
(Champions)

Dr. Pepper Invitational in Waco, Texas
December 8—Auburn 63, Liberty 58
Dec. 9—Auburn 83, Baylor 64 (Champions)

Capital City Classic in Tallahassee, Fla.
December 29—Auburn 92, Norfolk State 56
Dec. 30—Auburn 84, Florida A&M 54 (Champs)

1994

Cardinal Varsity Club Classic in Muncie, Ind.
December 2—Auburn 77, Georgia Southern 45
December 3—Ball State 82, Auburn 74

Capital City Classic in Tallahassee, Fla.
December 29—Auburn 83, Florida A&M 70
December 30—Kansas State 78, Auburn 75

1993

Bank One Fiesta Bowl Basketball Classic in Tucson, Ariz.
December 28—#7 Michigan 102, Auburn 81
December 30—Auburn 81, Fordham 60

1992

USAir East Coast Classic in Wilmington, N.C.
December 18—Auburn 65, Louisiana Tech 45
Dec. 19—UNC-Wilmington 91, Auburn 80

1991

Blue Angels Classic in Pensacola, Fla.
December 20—Auburn 93, Slippery Rock 66
Dec. 21—South Alabama 107, Auburn 87

Dr. Pepper Classic in Chattanooga, Tenn.
December 28—Auburn 104, Eastern Kentucky 92
December 29—Tenn.-Chattanooga 87, Auburn 75

1990

USF&G Sugar Bowl Tourney in New Orleans, La.
December 27—Villanova 88, Auburn 71
December 28—Auburn 84, Tulane 71

1989

Great Alaska Shootout in Anchorage, Alaska
November 24—Michigan State 92, Auburn 79
November 25—Connecticut 95, Auburn 81
Nov. 26—Alaska-Anchorage 109, Auburn 94

Blue Angels Classic in Pensacola, Fla.
December 28—Auburn 75, Navy 61
December 29—Southern Miss 84, Auburn 73

1988

Red Lobster Classic in Orlando, Fla.
December 28—Villanova 84, Auburn 83
December 29—Auburn 95, Central Florida 68

1987

Illini Classic in Champaign, Ill.
December 11—Auburn 70, San Jose State 65
Dec. 12—Illinois 107, Auburn 103 (OT)

Cotton States Classic in Atlanta, Ga.
December 29—Auburn 65, Villanova 64
December 30—Georgia Tech 83, Auburn 72

1986

Sun Bowl Classic in El Paso, Texas
December 28—#5 Auburn 89, Iowa State 87
December 29—UTEP 87, Auburn 82

1985

Big Apple NIT in Hartford, Conn.
Nov. 22—West Virginia 75, #10 Auburn 58

Wendy's Classic in Bowling Green, Ky.
December 6—Auburn 80, Kentucky Wesleyan 71
Dec. 7—Western Kentucky 71, Auburn 58

Red Lobster Classic in Orlando, Fla.
December 22—Auburn 78, Central Florida 49
December 23—Auburn 89, Boston College 85
(Champions)

1984

Krystal Classic in Chattanooga, Tenn.
December 21—VCU 78, Auburn 59
December 22—Auburn 95, Delaware 63

1983

Colonial Classic in Mobile, Ala.
Dec. 8—Auburn 78, Youngstown State 52
Dec. 9—South Alabama 95, Auburn 73

Gator Bowl Tournament in Jacksonville, Fla.
Dec. 27—#10 Wake Forest 76, Auburn 67
December 28—Auburn 95, Villanova 83

1982

Utah-Hilton Classic in Salt Lake City, Utah
Dec. 28—Auburn 69, Cal State-Fullerton 60
December 29—Auburn 71, Utah 62 (Champs)

1981

Iron Duke Classic in Durham, N.C.
Dec. 29—William & Mary 58, Auburn 48
December 30—Duke 72, Auburn 71

1980

Blade-Glass Classic in Toledo, Ohio
Dec. 29—Air Force 48, Auburn 46 (OT)
December 30—Auburn 63, Columbia 55

1979

Show Me Classic in Columbia, Mo.
December 7—Arkansas State 69, Auburn 62
December 8—George Washington 71, Auburn 60

Bayou Classic in Lafayette, La.
Dec. 21—Auburn 74, Cal St.-Long Beach 69
Dec. 22—Southwestern La. 92, Auburn 75



Tournament Participation By Year

1978

Big Sun Tournament in St. Petersburg, Fla.
 December 15—Auburn 78, Oklahoma 70
 December 16—Auburn 63, Navy 57 (Champions)

1977

Marshall Memorial Inv. in Huntington, W. Va.
 December 10—Auburn 66, Southern Illinois 65
 December 11—Auburn 112, Oklahoma St. 94
 (Champions)

Sugar Bowl Tournament in New Orleans, La.
 December 29—Southern Cal 85, Auburn 74
 December 30—Temple 74, Auburn 73

1976

Louisville Classic in Louisville, Ky.
 December 28—Creighton 81, #20 Auburn 76
 December 29—#20 Auburn 78, Rutgers 75

1975

Sun Carnival in El Paso, Texas
 Dec. 19—SMU 87, #17 Auburn 85 (OT)
 December 20—#17 Auburn 92, Tulsa 74

1974

Pillsbury Classic in Minneapolis, Minn.
 December 27—Clemson 63, Auburn 59
 December 28—Auburn 73, Navy 69

1973

IPTAY Tournament in Clemson, S.C.
 November 30—Clemson 87, Auburn 72
 Dec. 1—#17 Jacksonville 90, Auburn 78

Sun Carnival in El Paso, Texas
 December 21—Texas-El Paso 68, Auburn 56
 December 22—Auburn 88, Lamar 78

1972

Trojan Classic in Los Angeles, Calif.
 December 15—Southern Cal 73, Auburn 66
 December 16—Western Kentucky 87, Auburn 72

1971

Poinsettia Tournament in Greenville, S.C.
 December 29—Auburn 103, Furman 78
 December 30—Clemson 77, Auburn 67

1970

Old Dominion Tournament in Norfolk, Va.
 December 29—Auburn 86, Xavier 73
 December 30—Old Dominion 89, Auburn 76

1969

Vanderbilt Classic in Nashville, Tenn.
 December 19—Auburn 70, St. Louis 66
 Dec. 20—Auburn 85, Dartmouth 76 (Champs)

1968

Mobile Classic in Mobile, Ala.
 December 27—Auburn 73, Southern Miss 70
 Dec. 28—Auburn 75, Xavier 73 (Champions)

1967

Tampa Invitational in Tampa, Fla.
 December 18—St. Bonaventure 77, Auburn 73
 December 19—Auburn 70, Rutgers 62

All-College Classic in Oklahoma City, Okla.
 December 27—Auburn 65, Arkansas 58
 Dec. 28—Oklahoma City 78, Auburn 68
 December 29—Auburn 76, Virginia Tech 61

1966

Volunteer Invitational in Knoxville, Tenn.
 December 16—Tennessee 73, Auburn 49
 December 17—Miami (Fla.) 87, Auburn 73

Mobile Classic in Mobile, Ala.
 December 27—Auburn 67, Florida State 59
 December 28—Auburn 80, TCU 79 (Champs)

1965

Tampa Invitational in Tampa, Fla.
 December 20—Auburn 76, Columbia 75 (OT)
 Dec. 21—Auburn 59, Florida State 58 (Champs)

Sugar Bowl Tournament in New Orleans, La.
 December 29—Dayton 85, Auburn 71
 December 30—Houston 89, Auburn 76

1964

Bluebonnet Bowl Tournament in Houston, Texas
 December 15—Houston 50, Auburn 48
 December 17—Auburn 94, Rice 71

Poinsettia Classic in Greenville, S.C.
 December 27—Clemson 77, Auburn 65
 December 29—Auburn 107, Furman 86

1963

Sugar Bowl Tournament in New Orleans, La.
 December 30—Duke 84, Auburn 67
 December 31—Auburn 62, Loyola (N.O.) 52

1962

Sugar Bowl Tournament in New Orleans, La.
 December 28—Auburn 64, Xavier 57
 December 29—Auburn 71, Houston 69 (OT)
 (Champions)

1961

Birmingham Classic in Birmingham, Ala.
 December 15—Auburn 67, LSU 50
 December 16—Auburn 77, VPI 63 (Champions)

Houston Classic in Houston, Texas
 December 22—Texas A&M 62, Auburn 50
 December 23—Houston 54, Auburn 49

1960

Birmingham Classic in Birmingham, Ala.
 December 16—#11 Auburn 76, VPI 73
 Dec. 17—#11 Auburn 74, Alabama 62 (Champs)

1959

Birmingham Classic in Birmingham, Ala.
 December 18—Navy 68, Auburn 61
 December 19—Auburn 59, Alabama 52

1958

Birmingham Classic in Birmingham, Ala.
 December 19—#13 Auburn 70, Wyoming 47
 Dec. 20—#13 Auburn 79, Alabama 60 (Champs)

1957

Birmingham Classic in Birmingham, Ala.
 December 13—Auburn 75, TCU 63
 December 14—Mississippi State 52, Auburn 37

1956

Carousel Tournament in Charlotte, N.C.
 December 17—Auburn 89, Clemson 64
 December 18—Auburn 66, St. Joseph's 64
 December 19—Wake Forest 58, Auburn 48

1955

Blue-Gray Tournament in Montgomery, Ala.
 December 16—Texas 83, Auburn 76
 December 17—Eastern Ky. 93, Auburn 71

1954

Blue-Gray Tournament in Montgomery, Ala.
 Dec. 17—Auburn 91, Washington & Lee 81
 Dec. 18—Auburn 73, Tennessee 64 (Champs)

1953

Memphis Invitational in Memphis, Tenn.
 January 2—Auburn 78, Memphis State 64
 January 3—Ole Miss 65, Auburn 55

1951

Carolina Invitational in Charlotte, N.C.
 December 28—Auburn 66, Davidson 59
 December 29—Georgia Tech 79, Auburn 62
 December 29—South Carolina 70, Auburn 67

1948

All College Classic in Oklahoma City, Okla.
 Dec. 27—Baylor 59, Auburn 44
 Dec. 28—Colorado A&M 46, Auburn 41
 Dec. 29—SMU 59, Auburn 41



SEC Tournament (1933-52, 1979-2015)

2015

Bridgestone Arena in Nashville, Tenn.
 Mar. 11—Auburn 74, Mississippi State 68
 Mar. 12—Auburn 66, Texas A&M 59
 Mar. 13—Auburn 73, LSU 70
 Mar. 14—#1 Kentucky 91, Auburn 67

2014

Georgia Dome in Atlanta, Ga.
 Mar. 12—South Carolina 74, Auburn 56

2013

Bridgestone Arena in Nashville, Tenn.
 Mar. 13—Texas A&M 71, Auburn 62

2012

New Orleans Arena in New Orleans, La.
 Mar. 8—Ole Miss 68, Auburn 54

2011

Georgia Dome in Atlanta, Ga.
 March 10—Georgia 69, Auburn 51

2010

Bridgestone Arena in Nashville, Tenn.
 March 11—Florida 78, Auburn 69

2009

St. Pete Times Forum in Tampa, Fla.
 March 13—Auburn 61, Florida 58
 March 14—Tennessee 94, Auburn 85

2008

The Georgia Dome in Atlanta, Ga.
 March 13—#17 Vanderbilt 93, Auburn 82

2007

The Georgia Dome in Atlanta, Ga.
 March 8—Georgia 80, Auburn 65

2006

Gaylord Entertainment Center in Nashville, Tenn.
 March 9—Vanderbilt 76, Auburn 71

2005

The Georgia Dome in Atlanta, Ga.
 March 10—Auburn 77, Vanderbilt 73
 March 11—LSU 89, Auburn 58

2004

The Georgia Dome in Atlanta, Ga.
 March 11—Georgia 73, Auburn 59

2003

The Louisiana Superdome in New Orleans, La.
 March 13—Auburn 66, Tennessee 53
 March 14—#2 Kentucky 78, Auburn 58

2002

The Georgia Dome in Atlanta, Ga.
 March 7—#11 Florida 81, Auburn 63

2001

Gaylord Entertainment Center in Nashville, Tenn.
 March 8—#24 Tennessee 73, Auburn 66

2000

The Georgia Dome in Atlanta, Ga.
 March 10—#23 Auburn 78, #10 Florida 70
 March 11—#23 Auburn 77, So. Carolina 72 (ot)
 March 12—Arkansas 75, #23 Auburn 67
 (runner-up)

1999

The Georgia Dome in Atlanta, Ga.
 March 5—#4 Auburn 93, Alabama 61
 March 6—#14 Kentucky 69, #4 Auburn 57

1998

The Georgia Dome in Atlanta, Ga.
 March 5—Florida 68, Auburn 64

1997

The Pyramid in Memphis, Tenn.
 March 6—Auburn 67, Tennessee 54
 March 7—#6 Kentucky 92, Auburn 50

1996

The Louisiana Superdome in New Orleans, La.
 March 7—Auburn 68, Vanderbilt 65
 March 8—#25 Miss. State 69, Auburn 58

1995

The Georgia Dome in Atlanta, Ga.
 March 9—Auburn 81, South Carolina 66
 March 10—#3 Kentucky 93, Auburn 81

1994

The Pyramid in Memphis, Tenn.
 March 10—Auburn 81, Vanderbilt 56
 March 11—Alabama 83, Auburn 55

1993

Rupp Arena in Lexington, Ky.
 March 11—Tennessee 78, Auburn 76

1992

Birmingham-Jefferson Civic Center in B'ham, Ala.
 Ineligible to compete

1991

Memorial Gymnasium in Nashville, Tenn.
 March 8—Auburn 92, #16 LSU 77
 March 9—#24 Alabama 77, Auburn 59

1990

Orlando Arena in Orlando, Fla.
 March 9—Auburn 78, #11 LSU 76
 March 10—Alabama 87, Auburn 71

1989

Thompson-Boling Arena in Knoxville, Tenn.
 March 9—Ole Miss 80, Auburn 68

1988

Assembly Center in Baton Rouge, La.
 March 11—Georgia 65, Auburn 60

1987

The Omni in Atlanta, Ga.
 March 6—Auburn 79, Kentucky 72
 March 7—#9 Alabama 87, Auburn 68

1986

Rupp Arena in Lexington, Ky.
 March 6—Mississippi State 65, Auburn 63

1985

Birmingham-Jefferson Civic Center in B'ham, Ala.
 March 6—Auburn 68, Ole Miss 60
 March 7—Auburn 58, LSU 55
 March 8—Auburn 43, Florida 42
 March 9—Auburn 53, Alabama 49 (ot)
 (Champions)

1984

Memorial Gymnasium in Nashville, Tenn.
 March 8—Auburn 59, Vanderbilt 58
 March 9—Auburn 60, Tennessee 58
 March 10—#3 Kentucky 51, Auburn 49
 (runner-up)

1983

Birmingham-Jefferson Civic Center in B'ham, Ala.
 March 10—Alabama 62, Auburn 61

1982

Rupp Arena in Lexington, Ky.
 March 3—Auburn 38, Miss. State 36 (ot)
 March 4—#15 Kentucky 89, Auburn 66

1981

Birmingham-Jefferson Civic Center in B'ham, Ala.
 March 4—Florida 50, Auburn 48 (ot)

1980

Birmingham-Jefferson Civic Center in B'ham, Ala.
 February 27—Auburn 79, Georgia 71
 February 28—#2 Kentucky 69, Auburn 61

1979

Birmingham-Jefferson Civic Center in B'ham, Ala.
 February 28—Auburn 59, Vanderbilt 53
 March 1—Auburn 95, Georgia 91 (4OT)
 March 2—#20 Tennessee 74, Auburn 65

1952

Jefferson County Armory in Louisville, Ky.
 February 28—Alabama 63, Auburn 49

1951

Jefferson County Armory in Louisville, Ky.
 March 2—Kentucky 84, Auburn 54

1950

Jefferson County Armory in Louisville, Ky.
 March 3—LSU 73, Auburn 45

1949

Jefferson County Armory in Louisville, Ky.
 March 4—Kentucky 70, Auburn 39

1948

Jefferson County Armory in Louisville, Ky.
 March 4—Tulane 47, Auburn 40

1947

Jefferson County Armory in Louisville, Ky.
 February 28—Kentucky 84, Auburn 18

1946

Jefferson County Armory in Louisville, Ky.
 February 28—Kentucky 69, Auburn 24

1945

Jefferson County Armory in Louisville, Ky.
 February 29—Tennessee 56, Auburn 24

1944

Jefferson County Armory in Louisville, Ky.
 February 24-25—Auburn did not participate due to World War II.

1943

Jefferson County Armory in Louisville, Ky.
 February 25—LSU 67, Auburn 38

1942

Jefferson County Armory in Louisville, Ky.
 February 26—Auburn 36, Vanderbilt 34



SEC Tournament (1933-52, 1979-2015) / Southern Conference Results (1921-32)

February 27—Auburn 45, Tulane 36
February 28—Kentucky 40, Auburn 31

1941

Jefferson County Armory in Louisville, Ky.
February 28—Alabama 38, Auburn 16

1940

Alumni Memorial Gymnasium in Knoxville, Tenn.
February 28—Georgia 48, Auburn 41

1939

Alumni Memorial Gymnasium in Knoxville, Tenn.
March 1—Auburn 43, Tulane 30
March 2—Tennessee 49, Auburn 35

1938

John Parker Agricultural Ctr. in Baton Rouge, La.
March 3—LSU 60, Auburn 34

1937

Alumni Memorial Gymnasium in Knoxville, Tenn. Feb.
26-March 1: Auburn did not participate.

1936

Alumni Memorial Gymnasium in Knoxville, Tenn.
February 28—Auburn 43, Georgia 26
February 29—Tennessee 43, Auburn 25

1935

No SEC Tournament held.

1934

Atlanta Athletic Club in Atlanta, Ga.
February 23—Tennessee 43, Auburn 26

1933

Atlanta Athletic Club in Atlanta, Ga.
February 24—LSU 57, Auburn 33

1932

Southern Conference Tournament in Atlanta, Ga.
February 26-29: Auburn 34, N.C. State 33; Auburn 30, LSU 22; North Carolina 52, Auburn 31

1931

Southern Conference Tournament in Atlanta, Ga.
February 27-March 3: Auburn 33, Virginia 26; Georgia 31, Auburn 27

1930

Auburn did not participate.

1929

Southern Conference Tournament in Atlanta, Ga.
March 1-5: Georgia 42, Auburn 24

1928

Southern Conference Tournament in Atlanta, Ga.
February 24-28: Auburn 27, Clemson 26; Auburn 30, Georgia Tech 29; Auburn 42, Miss. State 34; Ole Miss 32, Auburn 31

1927

Southern Conference Tournament in Atlanta, Ga.
February 25-March 5: Auburn 38, VPI 33; North Carolina 28, Auburn 15

1926

Southern Conference Tournament in Atlanta, Ga.
February 26-March 2: N.C. State 32, Auburn 26

1925

Southern Conference Tournament in Atlanta, Ga.
February 29-March 5: Virginia 29, Auburn 27

1924

Southern Conference Tournament in Atlanta, Ga.
February 28-March 4: Auburn 35, Georgia Tech 29; Alabama 40, Auburn 19

1923

Southern Intercollegiate Tournament in Atlanta, Ga.
February 27-March 3: Mercer 45, Auburn 24

1922

Southern Intercollegiate Tournament in Atlanta, Ga.
Feb. 24-March 2: Auburn 32, Newberry 21; North Carolina 32, Auburn 27

1921

Southern Intercollegiate Tournament in Atlanta, Ga.
February 25-March 2: Auburn 45, Clemson 25; Georgia 32, Auburn 24



NCAA Tournament

RESULTS**1984**

NCAA East First Round at the Charlotte Coliseum in Charlotte, N.C.
March 15—Richmond 72, Auburn 71

1985

NCAA Southeast First and Second Rounds at the Athletic and Convocation Center in South Bend, Ind.
March 14—Auburn 59, Purdue 58
March 16—Auburn 66, #13 Kansas 64
Southeast Regional at the Birmingham Coliseum in Birmingham, Ala.
March 22—#7 North Carolina 62, Auburn 56

1986

NCAA West First and Second Rounds at the Long Beach Arena in Long Beach, Calif.
March 14—Auburn 73, Arizona 63
March 16—Auburn 81, #4 St. John's 65
West Regional Semifinals/Finals at The Summit in Houston, Texas
March 20—Auburn 70, UNLV 63
March 22—Louisville 84, Auburn 76

1987

NCAA Midwest First and Second Rounds at the Indiana Hoosier Dome in Indianapolis, Ind.
March 12—Auburn 62, San Diego 61
March 14—Indiana 107, Auburn 90

1988

NCAA Southeast First and Second Rounds at The Omni in Atlanta, Ga.
March 17—Auburn 90, Bradley 86
March 19—Oklahoma 107, Auburn 87

1999

NCAA South First and Second Rounds at the RCA Dome in Indianapolis, Ind.
March 11—Auburn 80, Winthrop 41
March 13—Auburn 81, Oklahoma State 74
South Regional Semifinals at Thompson-Boling Arena in Knoxville, Tenn.
March 18—Ohio State 72, Auburn 64

2000

NCAA Midwest First and Second Rounds at the Hubert H. Humphrey Metrodome in Minneapolis, Minn.
March 16—#22 Auburn 72, Creighton 69
March 17—#6 Iowa State 79, #22 Auburn 60

2003

NCAA East First and Second Rounds at the St. Pete Times Forum in Tampa, Fla.
March 21—Auburn 65, Saint Joseph's 63 (ot)
March 23—Auburn 68, #8 Wake Forest 62
East Regional Semifinals at the Pepsi Arena in Albany, N.Y.
March 28—#12 Syracuse 79, Auburn 78
NCAA TOTALS: Won 12, Lost 8 (.600)

RECORDS**INDIVIDUAL SINGLE GAME**

Points—36, Chris Morris (1988 vs. Bradley)
Field Goals—12, Chuck Person (1986 vs. UNLV and St. John's)
12, Marquis Daniels (2003 vs. Syracuse)
Field Goals Att.—25, Chuck Person (1985 vs. North Carolina)
3-Pointers Made—4, Gerald White (1987 vs. Indiana), Daymeon Fishback (2000 vs. Creighton), Nathan Watson (2003 vs. Syracuse)
3-Pointers Attempted—9, Gerald White (1987 vs. Indiana),
9, Derrick Bird (2003 vs. Syracuse)
Free Throws—12, Jeff Moore (1988 vs. Oklahoma)

12, Chris Morris (1988 vs. Bradley)
Free Throws Attempted—13, Jeff Moore (1988 vs. Oklahoma)
13, Chris Morris (1988 vs. Bradley)
Rebounds—17, Charles Barkley (1984 vs. Richmond)
Assists—10, Gerald White (1987 vs. Indiana, '86 vs. UNLV)

NCAA TOURNAMENT

Points by a Player—95, Chuck Person (1986, 4 games)
Field Goals by a Player—44, Chuck Person (1986, 4 games)
3-Pointers by a Player—7, Derrick Bird (2003, 3 games)
Free Throws by a Player—16, Chris Morris (1988, 2 games),
16, Gerald White (1986, 4 games)
Rebounds by a Player—38, Chuck Person (1986, 4 games)
Assists by a Player—34, Gerald White (1986, 4 games)
Points by a Team—300 (1986, 4 games)
Field Goals by a Team—126 (1986, 4 games)
Free Throws by a Team—48 (1986, 4 games)
Rebounds by a Team—143 (1986, 4 games)

CAREER

Points—162, Chuck Person (1984, '85, '86, 8 games)
Field Goals—76, Chuck Person (1984, '85, '86, 8 games)
Free Throws—30, Jeff Moore (1985, '86, '87, '88, 11 games)
Rebounds—94, Jeff Moore (1985, '86, '87, '88, 11 games)
Assists—63, Gerald White (1984, '85, '86, '87, 10 games)

TEAM SINGLE GAME

Points—90 (1988 vs. Bradley, 1987 vs. Indiana)
Field Goals—36 (1987 vs. Indiana)
Field Goals Attempted—86 (1987 vs. Indiana)
Field Goal Percentage—.532 (33-62, 1986 vs. Louisville)
3-Pointers—11 (2000 vs. Creighton)
3-Pointers Attempted—24 (1988 vs. Oklahoma)
3-Point Percentage—.524 (11-21, 2000 vs. Winthrop)
Free Throws—23 (1988 vs. Bradley)
Free Throws Attempted—27 (1988 vs. Bradley)
Free Throw Percentage—.923 (12-13, 1987 vs. Indiana)
Rebounds—57 (1988 vs. Oklahoma)
Personal Fouls—25 (1987 vs. Indiana)

OPPONENT INDIVIDUAL SINGLE GAME

Points—44, Hersey Hawkins (1988 for Bradley)
Field Goals—15, Hersey Hawkins (1988 for Bradley)
Field Goals Attempted—25, Hersey Hawkins (1988 for Bradley)
3-Pointers Made—7, Steve Alford (1987 for Indiana)
3-Pointers Attempted—11, Steve Alford (1987 for Indiana)
Free Throws—9, Stacey King (1988 for Oklahoma)
9, Daryl Thomas (1987 for Indiana)
Free Throws Attempted—12, Stacey King (1988 for Oklahoma)
Rebounds—13, Rick Calloway (1987 for Indiana)
Assists—15, Keith Smart (1987 for Indiana)

OPPONENT TEAM SINGLE GAME

Points—107 (1988 by Oklahoma, 1987 by Indiana)
Field Goals—41 (1988 by Oklahoma)
Field Goals Attempted—76 (1988 by Oklahoma)
Field Goal Percentage—.603 (38-63, 1987 by Indiana)
3-Pointers—12 (2000 by Creighton)
3-Pointers Attempted—32 (2000 by Creighton)
3-Point Percentage—.538 (7-13, 1987 by Indiana)
Free Throws—25 (2000 by #6 Iowa State)
Free Throws Attempted—31 (2000 by #6 Iowa State)
Free Throw Percentage—.857 (24-28, 1987 by Indiana),
.857 (18-21, 2003 by Wake Forest)
Rebounds—45 (1987 by Indiana)
Personal Fouls—23 (1988 by Oklahoma and Bradley),
23 (2003 by Wake Forest)



NCAA Tournament Box Scores

Richmond 72, Auburn 71

March 15, 1984

NCAA First Round East Regional
Charlotte Coliseum • Charlotte, N.C.

<u>Richmond</u>	<u>FG-FGA</u>	<u>FT-FTA</u>	<u>REB</u>	<u>PF</u>	<u>TP</u>	<u>MIN</u>	<u>A</u>	<u>TO</u>	<u>BLK</u>	<u>S</u>
John Newman	11-22	4-5	1	3	26	39	0	3	2	1
John Davis	3-5	0-1	12	4	6	36	4	2	0	2
Bill Flye	8-14	3-4	5	5	19	38	0	4	0	2
Greg Beckwith	1-3	3-4	7	1	5	40	9	1	0	4
Kelvin Johnson	6-10	4-5	2	3	16	40	2	3	0	0
Tim Hardin	0-1	0-0	1	2	0	5	0	0	0	0
Lee Goss	0-0	0-1	0	0	0	2	0	0	0	0
Totals	29-55	14-20	31	18	72	200	15	13	2	9

FG%: 1st Half 18-28 .643, 2nd Half 11-27 .407, Game 29-55 .527; FT%: 1st Half 3-3 1.000, 2nd Half 11-17 .647, Game 14-20 .700; Team Rebounds: 3; Deadball Rebounds: 2.

<u>Auburn</u>	<u>FG-FGA</u>	<u>FT-FTA</u>	<u>REB</u>	<u>PF</u>	<u>TP</u>	<u>MIN</u>	<u>A</u>	<u>TO</u>	<u>BLK</u>	<u>S</u>
Greg Turner	4-9	4-6	3	2	12	32	1	3	1	0
Chuck Person	5-16	0-1	9	5	10	34	1	2	0	1
Charles Barkley	8-10	7-9	17	4	23	32	4	4	2	2
Gerald White	4-10	1-1	0	4	9	33	3	3	0	0
Frank Ford	0-1	0-0	2	0	0	22	2	1	0	0
Paul Daniels	2-3	0-0	1	3	4	25	2	1	1	0
Vern Strickland	5-10	1-2	1	3	11	21	1	1	0	2
Carey Holland	1-1	0-0	0	0	2	1	0	0	0	0
Totals	29-60	13-19	34	21	71	200	14	15	4	5

FG%: 1st Half 10-24 .417, 2nd Half 19-36 .528, Game 29-60 .483; FT%: 1st Half 2-5 .400, 2nd Half 11-14 .786, Game 13-19 .684; Team Rebounds: 1; Deadball Rebounds: 2.

SCORE BY PERIODS	1	2	F	
Richmond	39	33	—	72
Auburn	22	49	—	71

OFFICIALS—Jim Howell, Phil Robinson, Jim Burr
TECHNICAL FOULS—None.
ATTENDANCE—11,666

Auburn 59, Purdue 58

March 14, 1985

NCAA First Round Southeast Regional
Athletic & Convocation Center • South Bend, Ind.

<u>Auburn</u>	<u>FG-FGA</u>	<u>FT-FTA</u>	<u>REB</u>	<u>PF</u>	<u>TP</u>	<u>MIN</u>	<u>A</u>	<u>TO</u>	<u>BLK</u>	<u>S</u>
Chuck Person	9-17	2-2	8	3	20	39	0	2	1	2
Chris Morris	9-14	1-2	3	1	19	37	0	2	2	0
Jeff Moore	1-5	0-0	7	3	2	28	1	1	1	0
Frank Ford	4-7	1-1	6	2	9	39	3	3	0	3
Gerald White	3-5	1-4	5	1	7	37	4	3	0	0
Carey Holland	1-1	0-0	0	1	2	10	0	0	0	0
Johnny Lynn	0-2	0-0	1	0	0	7	0	0	0	0
Darren Guest	0-1	0-0	0	0	0	3	0	0	0	0
Totals	27-52	5-9	35	11	59	200	8	11	4	5

FG%: 1st Half 14-28 .500, 2nd Half 13-24 .541, Game 27-52 .519; FT%: 1st Half 3-5 .600, 2nd Half 2-4 .500, Game 5-9 .555; Team Rebounds: 5; Deadball Rebounds: 1.

<u>Purdue</u>	<u>FG-FGA</u>	<u>FT-FTA</u>	<u>REB</u>	<u>PF</u>	<u>TP</u>	<u>MIN</u>	<u>A</u>	<u>TO</u>	<u>BLK</u>	<u>S</u>
Mark Atkinson	0-2	0-0	3	4	0	36	2	0	1	1
Todd Mitchell	0-2	0-0	2	2	0	11	0	0	0	2
James Bullock	6-15	1-3	10	4	13	40	0	3	0	0
Troy Lewis	9-17	1-2	2	1	19	30	1	0	0	1
Steve Reid	9-17	0-2	3	4	18	39	6	1	1	2
Mack Gadis	0-1	0-0	0	0	0	10	0	1	0	0
Herb Robinson	0-0	0-0	0	0	0	5	0	0	0	0
Robert Littlejohn	3-5	2-2	9	0	8	29	0	2	0	1
Totals	27-59	4-9	29	15	58	200	9	7	2	7

FG%: 1st Half 12-29 .413, 2nd Half 15-30 .500, Game 27-59 .457; FT%: 1st Half 1-3 .333, 2nd Half 3-6 .500, Game 4-9 .444; Team Rebounds: 0; Deadball Rebounds: 1.

SCORE BY PERIODS	1	2	F	
Auburn	31	28	—	59
Purdue	25	33	—	58

OFFICIALS—Tom Fraim, Rich Eichorst, Ron Labetich
TECHNICAL FOULS—None.
ATTENDANCE—10,480



NCAA Tournament Box Scores

Auburn 66, #13 Kansas 64

March 16, 1985

NCAA Second Round Southeast Regional
Athletic & Convocation Center • South Bend, Ind.

Auburn	FG-FGA	FT-FTA	REB	PF	TP	MIN	A	TO	BLK	S
Chuck Person	10-19	1-2	5	4	21	31	2	0	0	0
Chris Morris	4-9	0-1	4	1	8	40	1	0	1	0
Jeff Moore	2-7	1-1	5	1	5	25	0	1	1	0
Frank Ford	9-9	5-6	7	3	23	37	1	4	0	0
Gerald White	1-2	7-8	2	3	9	38	5	4	0	0
Carey Holland	0-0	0-0	3	2	0	20	0	1	0	0
Johnny Lynn	0-0	0-0	0	0	0	5	0	0	0	0
Darren Guest	0-3	0-0	5	0	0	4	0	1	1	1
Totals	26-49	14-18	33	14	66	200	9	11	3	1

FG%: 1st Half 13-26 .500, 2nd Half 13-23 .565, Game 26-49 .531; FT%: 1st Half 4-5 .800, 2nd Half 10-13 .769, Game 14-18 .778; Team Rebounds: 2; Deadball Rebounds: 1.

Kansas	FG-FGA	FT-FTA	REB	PF	TP	MIN	A	TO	BLK	S
Danny Manning	3-12	1-2	8	4	7	22	1	0	0	1
Ron Kellogg	8-16	1-1	5	2	17	38	1	0	0	1
Greg Dreiling	1-4	0-0	6	4	2	29	0	3	0	0
Cedric Hunter	4-9	1-2	3	2	9	33	4	0	0	2
Calvin Thompson	10-16	1-2	1	3	21	37	2	1	0	0
Mark Turgeon	1-2	0-0	1	0	2	7	0	1	0	0
Milton Newton	0-1	0-0	1	0	0	4	0	0	0	0
Chris Piper	3-4	0-0	1	3	6	20	1	0	0	2
Tad Boyle	0-0	0-0	0	0	0	2	0	0	0	0
Mark Pellock	0-0	0-0	1	0	0	8	0	0	0	1
Totals	30-64	4-7	30	18	64	200	9	5	0	7

FG%: 1st Half 14-28 .500, 2nd Half 16-36 .444, Game 30-64 .469; FT%: 1st Half 0-0 .000, 2nd Half 4-7 .571, Game 4-7 .571; Team Rebounds: 3; Deadball Rebounds: 0.

SCORE BY PERIODS	1	2	F
Auburn	30	36	—
Kansas	28	36	—

OFFICIALS—Tom Fraim, Jim Bain, Larry Lembo
TECHNICAL FOULS—None.
ATTENDANCE—10,751 (c)

#7 North Carolina 62, Auburn 56

March 22, 1985

NCAA Southeast Regional Semifinal
Birmingham Coliseum • Birmingham, Ala.

Auburn	FG-FGA	FT-FTA	REB	PF	TP	MIN	A	TO	BLK	S
Chuck Person	8-25	0-0	12	4	16	39	3	3	1	2
Chris Morris	3-10	1-2	9	2	7	38	0	0	0	2
Jeff Moore	2-3	0-0	2	3	4	17	1	0	0	0
Frank Ford	8-14	1-2	4	2	17	37	3	2	0	0
Gerald White	2-5	0-0	1	4	4	37	2	0	0	0
Carey Holland	2-2	4-8	1	2	8	22	0	0	1	0
Johnny Lynn	0-0	0-0	0	1	0	5	0	0	0	0
Darren Guest	0-0	0-0	1	0	0	5	0	0	0	0
Totals	25-59	6-12	33	18	56	200	9	5	2	4

FG%: 1st Half 9-27 .333, 2nd Half 16-32 .500, Game 25-59 .424; FT%: 1st Half 5-9 .556, 2nd Half 1-3 .333, Game 6-12 .500; Team Rebounds: 3; Deadball Rebounds: 3.

North Carolina	FG-FGA	FT-FTA	REB	PF	TP	MIN	A	TO	BLK	S
Dave Popson	2-4	0-0	4	1	4	14	0	0	0	0
Brad Daugherty	5-8	0-2	8	2	10	39	3	2	2	0
Joe Wolf	4-6	2-2	7	3	10	35	3	1	0	0
Buzz Peterson	0-5	0-0	2	2	0	29	2	4	0	0
Kenny Smith	9-12	4-5	3	1	22	38	6	0	0	2
Ranzino Smith	1-5	2-2	2	0	4	14	1	0	0	0
Curtis Hunter	0-1	0-2	1	0	0	5	0	0	0	0
Warren Martin	4-8	4-5	5	3	12	26	1	1	1	0
Totals	25-49	12-18	32	12	62	200	16	8	3	2

FG%: 1st Half 14-27 .519, 2nd Half 11-22 .500, Game 25-49 .510; FT%: 1st Half 5-10 .500, 2nd Half 7-8 .875, Game 12-18 .667; Team Rebounds: 0; Deadball Rebounds: 2.

SCORE BY PERIODS	1	2	F
Auburn	23	33	—
North Carolina	33	29	—

OFFICIALS—Tim Higgins, Jim Burr, J.C. Leinbech
TECHNICAL FOULS—None.
ATTENDANCE—16,843 (c)



NCAA Tournament Box Scores

Auburn 73, Arizona 63

March 14, 1986

NCAA First Round West Regional
Long Beach Arena • Long Beach, Calif.

Arizona	FG-FGA	FT-FTA	REB	PF	TP	MIN	A	TO	BLK	S
Anthony Cook	4-6	0-0	6	2	8	35	0	2	1	0
Sean Elliott	10-17	0-0	6	2	20	38	6	1	0	0
John Edgar	7-11	1-3	2	0	15	35	3	3	1	0
Craig McMillan	3-12	2-4	0	4	8	40	6	3	0	3
Steve Kerr	5-12	0-0	3	4	10	37	3	0	0	2
Joe Turner	1-2	0-0	3	0	2	8	1	0	0	0
Ken Lofton	0-0	0-0	0	3	0	2	1	0	0	0
Rolf Jacobs	0-0	0-0	0	1	0	1	0	0	0	0
Eric Cooper	0-0	0-0	0	1	0	1	0	1	0	0
Bruce Fraser	0-0	0-0	0	0	0	1	0	0	0	0
David Haskin	0-0	0-0	1	0	0	1	0	0	0	0
Bruce Wheatley	0-0	0-0	0	0	0	1	0	0	0	0
Totals	30-60	3-7	23	17	63	200	20	10	2	5

FG%: 1st Half 17-32 .531, 2nd Half 13-28 .464, Game 30-60 .500; FT%: 1st Half 0-1 .000, 2nd Half 3-6 .500, Game 3-7 .429; Team Rebounds: 2; Deadball Rebounds: 2.

Auburn	FG-FGA	FT-FTA	REB	PF	TP	MIN	A	TO	BLK	S
Chris Morris	5-7	0-1	4	1	10	31	2	0	1	0
Chuck Person	9-22	2-2	8	3	20	37	0	4	0	0
Jeff Moore	4-8	3-3	12	3	11	28	3	4	0	1
Gerald White	4-5	4-5	6	1	12	32	6	1	0	1
Frank Ford	3-6	2-3	2	1	8	39	2	0	1	1
Mike Jones	5-6	2-2	3	3	12	21	0	3	1	0
Terrance Howard	0-2	0-0	0	0	0	8	2	0	0	0
Melvin Haralson	0-0	0-0	0	0	0	1	0	0	0	0
Johnny Lynn	0-1	0-1	0	0	0	1	0	0	0	0
Rob Jones	0-0	0-0	1	0	0	1	0	0	0	1
Gary Godfrey	0-0	0-0	0	0	0	1	0	0	0	0
Totals	30-57	13-17	37	12	73	200	15	12	3	4

FG%: 1st Half 15-28 .536, 2nd Half 15-29 .517, Game 30-57 .526; FT%: 1st Half 2-2 1.000, 2nd Half 11-15 .733, Game 13-17 .765; Team Rebounds: 1; Deadball Rebounds: 1.

SCORE BY PERIODS	1	2	F
Arizona	34	29	— 63
Auburn	32	41	— 73

OFFICIALS—Joe Forte, Rick Wulkow, Tony Stigliano
TECHNICAL FOULS—None
ATTENDANCE—11,690 (c)

Auburn 81, #4 St. John's 65

March 16, 1986

NCAA Second Round West Regional
Long Beach Arena • Long Beach, Calif.

Auburn	FG-FGA	FT-FTA	REB	PF	TP	MIN	A	TO	BLK	S
Chris Morris	4-8	1-1	5	0	9	36	2	4	0	1
Chuck Person	12-22	3-3	15	1	27	37	1	1	0	2
Jeff Moore	7-14	1-1	5	3	15	26	0	1	0	0
Gerald White	3-5	4-5	3	2	10	30	9	5	0	4
Frank Ford	4-9	0-0	5	1	8	37	2	2	0	0
Terrance Howard	3-4	0-0	2	2	6	14	2	0	0	0
Mike Jones	2-4	2-3	2	2	6	20	0	2	1	0
Totals	35-66	11-13	38	11	81	200	16	15	1	7

FG%: 1st Half 21-40 .525, 2nd Half 14-26 .538, Game 35-66 .530; FT%: 1st Half 2-3 .667, 2nd Half 9-10 .900, Game 11-13 .846; Team Rebounds: 1; Deadball Rebounds: 3.

St. John's	FG-FGA	FT-FTA	REB	PF	TP	MIN	A	TO	BLK	S
Willie Glass	5-9	2-2	1	0	12	32	1	3	0	3
Shelton Jones	3-4	0-0	4	1	6	29	0	2	0	1
Walter Berry	9-14	2-2	7	3	20	39	0	3	1	1
Ron Rowan	6-16	2-2	2	4	14	36	2	3	0	2
Mark Jackson	1-8	1-2	4	4	3	38	12	3	0	1
John Hempel	4-6	0-0	1	2	8	16	0	1	0	1
Terry Bross	1-2	0-0	1	1	2	8	0	1	0	0
Steve Shurina	0-0	0-0	0	1	0	2	0	0	0	0
Totals	29-59	7-8	22	16	65	200	15	16	1	9

FG%: 1st Half 15-30 .500, 2nd Half 14-29 .483, Game 29-59 .492; FT%: 1st Half 2-2 1.000, 2nd Half 5-6 .833, Game 7-8 .875; Team Rebounds: 2; Deadball Rebounds: 3.

SCORE BY PERIODS	1	2	F
Auburn	44	37	— 81
St. John's	32	33	— 65

OFFICIALS—Paul Hausman, Gene Monje, Mac Chauvin
TECHNICAL FOULS—None.
ATTENDANCE—11,690 (c)



NCAA Tournament Box Scores

Auburn 70, #11 UNLV 63

March 20, 1986

NCAA West Regional Semifinal

The Summit • Houston, Texas

Auburn	FG-FGA	FT-FTA	REB	PF	TP	MIN	A	TO	BLK	S
Chris Morris	3-8	3-3	8	4	9	39	0	2	1	1
Chuck Person	12-22	1-2	11	1	25	37	0	1	0	2
Jeff Moore	5-10	1-2	9	2	11	32	4	5	0	1
Gerald White	3-4	6-7	1	2	12	33	10	3	0	1
Frank Ford	3-8	3-4	6	0	9	39	1	5	0	5
Terrance Howard	0-1	0-0	0	1	0	8	0	1	0	0
Mike Jones	2-5	0-0	1	2	4	12	2	3	1	0
Totals	28-58	14-18	41	12	70	200	17	20	2	10

FG%: 1st Half 11-26 .423, 2nd Half 17-32 .531, Game 28-58 .483; FT%: 1st Half 3-4 .750, 2nd Half 11-14 .786, Game 14-18 .778; Team Rebounds: 5; Deadball Rebounds: 1.

UNLV	FG-FGA	FT-FTA	REB	PF	TP	MIN	A	TO	BLK	S
Anthony Jones	8-19	0-3	4	1	16	39	4	1	0	1
Armon Gilliam	9-13	3-4	3	1	21	37	0	1	0	0
John Flowers	1-1	0-0	0	2	2	20	0	1	0	0
Mark Wade	0-0	0-1	3	5	0	36	12	6	0	2
Freddie Banks	9-21	2-2	1	2	20	35	6	1	0	1
Gary Graham	0-2	0-0	2	4	0	9	1	1	0	0
Eldridge Hudson	2-5	0-0	9	4	4	24	2	1	0	2
Totals	29-61	5-10	28	19	63	200	25	12	0	6

FG%: 1st Half 17-29 .586, 2nd Half 12-32 .375, Game 29-61 .475; FT%: 1st Half 0-0 .000, 2nd Half 5-10 .500, Game 5-10 .500; Team Rebounds: 6; Deadball Rebounds: 1.

SCORE BY PERIODS	1	2	F
Auburn	25	45	70
UNLV	34	29	63

OFFICIALS—Lenny Wirtz, Tim Higgins, Charlie Vacca
 TECHNICAL FOULS—None. ATTENDANCE—10,936

#7 Louisville 84, Auburn 76

March 22, 1986

NCAA West Regional Final

The Summit • Houston, Texas

Auburn	FG-FGA	FT-FTA	REB	PF	TP	MIN	A	TO	BLK	S
Chris Morris	7-10	3-3	9	4	17	34	1	4	1	4
Chuck Person	11-24	1-2	4	3	23	38	1	2	0	0
Jeff Moore	4-8	3-5	6	2	11	31	2	0	0	0
Gerald White	3-6	2-2	2	2	8	34	9	4	0	1
Frank Ford	6-10	1-2	3	4	13	34	5	0	0	1
Terrance Howard	1-1	0-0	0	3	2	12	2	0	0	0
Mike Jones	1-3	0-0	1	3	2	17	0	0	1	0
Totals	33-62	10-14	27	21	76	200	20	10	2	6

FG%: 1st Half 20-32 .625, 2nd Half 13-30 .433, Game 33-62 .532; FT%: 1st Half 3-5 .600, 2nd Half 7-9 .778, Game 10-14 .714; Team Rebounds: 2; Deadball Rebounds: 2.

Louisville	FG-FGA	FT-FTA	REB	PF	TP	MIN	A	TO	BLK	S
Herbert Crook	8-12	4-5	11	3	20	39	3	1	0	1
Billy Thompson	5-10	3-4	7	4	13	26	4	4	0	1
Pervis Ellison	7-14	1-3	10	2	15	35	0	2	2	3
Milt Wagner	4-9	8-8	2	2	16	40	9	2	0	0
Jeff Hall	7-12	0-0	0	1	14	36	2	1	0	0
Mark McSwain	2-3	0-0	4	2	4	15	2	1	0	0
Kevin Walls	1-2	0-0	0	1	2	4	0	0	0	0
Tony Kimbro	0-1	0-0	1	0	0	5	0	1	0	0
Totals	34-63	16-20	37	15	84	200	20	12	2	5

FG%: 1st Half 22-39 .564, 2nd Half 12-24 .500, Game 34-63 .540; FT%: 1st Half 0-0 .000, 2nd Half 16-20 .800, Game 16-20 .800; Team Rebounds: 2; Deadball Rebounds: 0.

SCORE BY PERIODS	1	2	F
Auburn	43	33	76
Louisville	44	40	84

OFFICIALS—Don Rutledge, Lenny Wirtz, Charlie Vacca
 TECHNICAL FOULS—None. ATTENDANCE—9,650



NCAA Tournament Box Scores

#14 Ohio State 72, #4 Auburn 64

March 18, 1999

NCAA South Regional Semifinal

Thompson-Boling Arena • Knoxville, Tenn.

Box score for Ohio State vs Auburn, March 18, 1999. Includes columns for FG, 3FG, FT, R, F, TP, M, A, T, B, S and rows for individual players and team totals.

FG%: 1st Half 14-35 .400, 2nd Half 13-27 .481, Game 27-62 .435; 3FG%: 1st Half 3-10 .300, 2nd Half 3-7 .429, Game 6-17 .353; FT%: 1st Half 0-0 .000, 2nd Half 12-23 .522, Game 12-23 .522; Deadball Rebounds: 5.

Box score for Auburn vs Ohio State, March 18, 1999. Includes columns for FG, 3FG, FT, R, F, TP, M, A, T, B, S and rows for individual players and team totals.

FG%: 1st Half 8-29 .276, 2nd Half 15-30 .500, Game 23-59 .390; 3FG%: 1st Half 4-11 .364, 2nd Half 4-11 .364, Game 8-22 .364; FT%: 1st Half 6-11 .545, 2nd Half 4-4 1.000, Game 10-15 .667; Deadball Rebounds: 4.

SCORE BY PERIODS table for Ohio State vs Auburn, March 18, 1999. Columns: PERIODS (1, 2, F) and rows for Ohio State and Auburn.

OFFICIALS--Tim Higgins, Lonnie Dixon, Dick Cartmell
TECHNICAL FOULS--None
ATTENDANCE--23,898

#22 Auburn 72, Creighton 69

March 16, 2000

NCAA Midwest Regional First Round

Hubert H. Humphrey Metrodome • Minneapolis, Minn.

Box score for Creighton vs Auburn, March 16, 2000. Includes columns for FG, 3FG, FT, R, F, TP, M, A, T, B, S and rows for individual players and team totals.

FG%: 1st Half 10-29 .345, 2nd Half 17-36 .472, Game 27-65 .415; 3FG%: 1st Half 4-15 .267, 2nd Half 8-17 .471, Game 12-32 .375; FT%: 1st Half 1-2 .500, 2nd Half 2-5 .400, Game 3-7 .429; Deadball Rebounds: 2.

Box score for Auburn vs Creighton, March 16, 2000. Includes columns for FG, 3FG, FT, R, F, TP, M, A, T, B, S and rows for individual players and team totals.

FG%: 1st Half 16-26 .615, 2nd Half 9-24 .375, Game 25-50 .500; 3FG%: 1st Half 6-12 .500, 2nd Half 5-9 .556, Game 11-21 .524; FT%: 1st Half 2-3 .667, 2nd Half 9-13 .692, Game 11-16 .688; Deadball Rebounds: 3.

SCORE BY PERIODS table for Auburn vs Creighton, March 16, 2000. Columns: PERIODS (1, 2, F) and rows for Creighton and Auburn.

OFFICIALS--Donnee Gray, Reggie Greenwood, Andy Rios
TECHNICAL FOULS--None
ATTENDANCE--20,013



National Invitational Tournament Box Scores

Marquette 75, Auburn 60 (ot)
March 16, 1998
NIT Second Round
Bradley Center
Milwaukee, Wis.

Table with columns: Auburn, FG, 3FG, FT, R, F, TP, A, T, B, S, M. Lists player stats for Bryant Smith, Adrian Chilliest, Mamadou N'diaye, etc.

FG%: 1st Half 15-30 .500, 2nd Half 7-27 .259, Game 22-57 .386; 3FG%: 1st Half 2-6 .333, 2nd Half 3-18 .167, Game 5-24 .208; FT%: 1st Half 3-4 .750, 2nd Half 8-12 .667, Game 11-16 .688; Deadball Rebounds: 8.

Table with columns: Marquette, FG, 3FG, FT, R, F, TP, A, T, B, S, M. Lists player stats for Mike Bargaen, Richard Shaw, Jarrod Lovette, etc.

FG%: 1st Half 10-21 .476, 2nd Half 13-33 .394, Game 23-54 .426; 3FG%: 1st Half 3-6 .500, 2nd Half 3-13 .231, Game 6-19 .316; FT%: 1st Half 7-11 .636, 2nd Half 16-19 .842, Game 23-30 .767; Team Rebounds: 1; Deadball Rebounds: 4.

SCORE BY PERIODS table with columns: 1, 2, OT, F. Shows scores for Auburn and Marquette.

OFFICIALS--Steve Skiles, Tom Grzynski, Norm Nelson
TECHNICAL FOULS--None
ATTENDANCE--8,692

Auburn 60, Miami (Fla.) 58
March 14, 2001
NIT First Round
Beard-Eaves-Memorial Coliseum
Auburn, Ala.

Table with columns: Miami, Fla., FG, 3FG, FT, R, F, TP, A, T, B, S, M. Lists player stats for Darius Rice, James Jones, Dwayne Wimbley, etc.

FG%: 1st Half 16-34 .471, 2nd Half 6-28 .214, Game 22-62 .355; 3-Point FG%: 1st Half 5-14 .357, 2nd Half 0-7 .000, Game 5-21 .238; FT%: 1st Half 4-7 .571, 2nd Half 5-7 .714, Game 9-14 .643; Deadball Rebounds: 3.

Table with columns: Auburn, FG, 3FG, FT, R, F, TP, A, T, B, S, M. Lists player stats for Abdou Diame, Kyle Davis, Jamison Brewer, etc.

FG%: 1st Half 13-29 .448, 2nd Half 10-28 .357, Game 23-57 .404; 3-Point FG%: 1st Half 2-8 .250, 2nd Half 3-11 .273, Game 5-19 .263; FT%: 1st Half 3-4 .750, 2nd Half 6-8 .750, Game 9-12 .750; Team Rebounds: 1; Deadball Rebounds: 2.

SCORE BY PERIODS table with columns: 1, 2, F. Shows scores for Miami, Fla. and Auburn.

OFFICIALS--Bob Donato, Olandis Poole, Mike Eades
TECHNICAL FOULS--None
ATTENDANCE--5,249

Purdue 79, Auburn 61
March 20, 2001
NIT Second Round
Mackey Arena
West Lafayette, Ind.

Table with columns: Auburn, FG, 3FG, FT, R, F, TP, A, T, B, S, M. Lists player stats for Abdou Diame, Kyle Davis, Marquis Daniels, etc.

FG%: 1st Half 7-29 .241, 2nd Half 17-38 .447, Game 24-67 .358; 3FG%: 1st Half 2-9 .222, 2nd Half 2-12 .167, Game 4-21 .190; FT%: 1st Half 6-7 .857, 2nd Half 3-5 .600, Game 9-12 .750; Deadball Rebounds: 1.

Table with columns: Purdue, FG, 3FG, FT, R, F, TP, A, T, B, S, M. Lists player stats for Brett Buscher, John Allison, Maynard Lewis, etc.

FG%: 1st Half 11-32 .344, 2nd Half 15-26 .577, Game 26-58 .448; 3FG%: 1st Half 1-9 .111, 2nd Half 7-11 .636, Game 8-20 .400; FT%: 1st Half 5-6 .833, 2nd Half 14-19 .737, Game 19-25 .760; Deadball Rebounds: 7.

SCORE BY PERIODS table with columns: 1, 2, F. Shows scores for Auburn and Purdue.

OFFICIALS--Ted Valentine, Gene Monje, Robert Pennington
TECHNICAL FOULS--None
ATTENDANCE--5,261



All-Time Lineups (1950-2015)

1949-50 (17-7, 12-6 SEC)

F—Jack Glasgow, 5.6 ppg
 F—George Hill, 8.0 ppg
 C—Bill Lynn, 14.7 ppg
 G—Don Lanford, 10.5 ppg
 G—Roy Brawner, 6.2 ppg
 Top Sub—Dan Pridgen, 4.3 ppg

1950-51 (12-10, 6-8-SEC)

F—George Hill, 9.3 ppg, 7.8 rpg
 F—Bubber Farish, 7.1 ppg, 3.6 rpg
 C—Dan Pridgen, 13.9 ppg, 9.1 rpg
 G—Don Lanford, 11.2 ppg, 5.8 rpg
 G—Roy Brawner, 8.7 ppg, 4.2 rpg
 Top Sub—Roger Weldon, 5.8 ppg, 4.8 rpg

1951-52 (14-12, 6-8 SEC)

F—Bill Fickling, 7.1 ppg, 6.8 rpg
 F—Roger Weldon, 8.3 ppg, 5.5 rpg
 C—Jim Martin, 8.3 ppg, 8.0 rpg
 G—Inman Veal, 10.9 ppg, 4.3 rpg
 G—Vince Dooley, 6.0 ppg, 4.9 rpg
 Top Subs—Jack Turner, 7.5 ppg, 3.1 rpg;
 Bubber Farish, 4.3 ppg, 2.5 rpg;
 Robert Fenn, 6.7 ppg, 7.8 rpg

1952-53 (13-8, 6-7 SEC)

F—Bill Fickling, 5.3 ppg, 5.7 rpg
 F—Jim O'Donnell, 9.6 ppg, 5.7 rpg
 C—Bob Miller, 15.8 ppg, 12.3 rpg
 G—Jack Turner, 10.7 ppg, 4.0 rpg
 G—Bill Kirkpatrick, 5.3 ppg, 1.3 rpg
 Top Subs—John Cochran, 6.4 ppg,
 7.4 rpg; Bubber Farish, 6.0 ppg, 2.6 rpg

1953-54 (17-7, 8-6 SEC)

F—Bill Fickling, 5.9 ppg, 4.7 rpg
 F—John Cochran, 8.2 ppg, 5.9 rpg
 C—Bob Miller, 17.8 ppg, 11.5 rpg
 G—Bill Kirkpatrick, 9.7 ppg, 1.8 rpg
 G—Jack Turner, 9.3 ppg, 4.4 rpg
 Top Subs—Jim O'Donnell, 8.0 ppg,
 5.4 rpg; Jim Martin, 6.8 ppg, 5.9 rpg

1954-55 (11-9, 6-8 SEC)

F—Jim O'Donnell, 15.9 ppg, 8.6 rpg
 F—Herb Slayden, 8.0 ppg, 5.0 rpg
 C—Gordon Mummert, 11.2 ppg, 8.5 rpg
 G—Bill Kirkpatrick, 18.7 ppg, 3.0 rpg
 G—Brownie Nelson, 10.6 ppg, 6.2 rpg
 Top Subs—Henry Sturkie, 5.2 ppg,
 4.2 rpg; Jim Diamond, 8.6 ppg, 9.9 rpg

1955-56 (11-10, 8-6 SEC)

F—Jim O'Donnell, 14.9 ppg, 8.6 rpg
 F—Kay Slayden, 14.1 ppg, 6.5 rpg
 C—Bill McGriff, 15.9 ppg, 10.2 rpg
 G—Henry Sturkie, 9.1 ppg, 4.1 rpg
 G—Brownie Nelson, 9.9 ppg, 5.5 rpg
 Top Subs—Jim Diamond, 4.2 ppg, 4.3 rpg;
 Terry Chandler, 4.3 ppg, 2.7 rpg

1956-57 (13-8, 8-6 SEC)

F—Henry Sturkie, 7.9 ppg, 5.0 rpg
 F—Rex Frederick, 15.6 ppg, 15.3 rpg
 C—Bill McGriff, 11.3 ppg, 8.0 rpg

G—Henry Hart, 14.2 ppg, 6.7 rpg
 G—Jimmy Lee, 15.9 ppg, 4.6 rpg
 Top Subs—Terry Chandler, 4.5 ppg, 2.3 rpg; Bob
 Tucker, 3.4 ppg, 1.4 rpg

1957-58 (16-6, 11-3 SEC)

F—Rex Frederick, 16.1 ppg, 14.8 rpg
 F—Terry Chandler, 6.4 ppg, 5.2 rpg
 C—Bill McGriff, 6.7 ppg, 5.2 rpg
 G—Jimmy Lee, 13.8 ppg, 3.4 rpg
 G—Bob Tucker, 10.5 ppg, 3.6 rpg
 Top Subs—Bill Gregory, 5.4 ppg, 6.0 rpg; Shot
 Johnston, 7.8 ppg, 7.4 rpg

1958-59 (20-2, 12-2 SEC)

F—David Vaughn, 9.6 ppg, 5.0 rpg
 F—Jimmy Fibbe, 11.1 ppg, 7.5 rpg
 C—Rex Frederick, 12.7 ppg, 12.9 rpg
 G—Jimmy Lee, 13.1 ppg, 4.6 rpg
 G—Henry Hart, 13.0 ppg, 5.3 rpg
 Top Sub—Porter Gilbert, 8.5 ppg, 3.5 rpg

1959-60 (19-3, 12-2 SEC • Champions)

F—Ray Groover, 11.6 ppg, 3.0 rpg
 F—David Vaughn, 11.7 ppg, 7.0 rpg
 C—Jimmy Fibbe, 12.3 ppg, 6.9 rpg
 G—Henry Hart, 15.5 ppg, 5.9 rpg
 G—Porter Gilbert, 11.4 ppg, 5.5 rpg
 Top Subs—Bayward McManus, 3.3 ppg,
 1.7 rpg; Bill Ross, 3.7 ppg, 1.9 rpg

1960-61 (15-7, 8-6 SEC)

F—David Vaughn, 10.6 ppg, 6.1 rpg
 F—Jimmy Fibbe, 14.7 ppg, 6.5 rpg
 C—Layton Johns, 5.5 ppg, 6.1 rpg
 G—Ray Groover, 14.1 ppg, 3.0 rpg
 G—Porter Gilbert, 11.2 ppg, 3.6 rpg
 Top Sub—Bill Tinker, 4.9 ppg, 2.8 rpg

1961-62 (18-6, 11-3 SEC)

F—Bill Tinker, 11.8 ppg, 5.3 rpg
 F—Mack Kirkland, 7.3 ppg, 6.3 rpg
 C—Layton Johns, 15.7 ppg, 11.3 rpg
 G—Larry Chapman, 10.6 ppg, 4.0 rpg
 G—Bill Ross, 6.7 ppg, 3.7 rpg
 Top Sub—John Blackwell, 4.3 ppg, 1.8 rpg

1962-63 (18-4, 10-4 SEC)

F—Bill Tinker, 7.9 ppg, 4.7 rpg
 F—John Blackwell, 13.9 ppg, 4.1 rpg
 C—Layton Johns, 15.0 ppg, 12.5 rpg
 G—Larry Chapman, 10.0 ppg, 3.0 rpg
 G—Larry Cart, 13.4 ppg, 3.0 rpg
 Top Subs—Freddie Guy, 2.8 ppg, 3.2 rpg;
 Joe Newton, 3.6 ppg, 3.7 rpg;
 Mack Kirkland, 3.0 ppg, 2.7 rpg

1963-64 (11-12, 6-8 SEC)

F—Freddie Guy, 13.3 ppg, 11.7 rpg
 F—Lee DeFore, 17.7 ppg, 7.7 rpg
 C—Joe Newton, 10.5 ppg, 7.5 rpg
 G—Larry Chapman, 9.1 ppg, 4.0 rpg
 G—John Blackwell, 13.1 ppg, 3.9 rpg
 Top Sub—Tom Fibbe, 5.2 ppg, 2.6 rpg

1964-65 (16-9, 11-5 SEC)

F—Freddie Guy, 12.4 ppg, 12.2 rpg
 F—Lee DeFore, 15.8 ppg, 6.3 rpg
 C—Joe Newton, 14.8 ppg, 9.5 rpg
 G—Larry Cart, 9.2 ppg, 2.0 rpg
 G—Tom Fibbe, 4.9 ppg, 1.8 rpg
 Top Sub—Jimmy Montgomery, 4.8 ppg, 1.5 rpg

1965-66 (16-10, 8-8 SEC)

F—Lee DeFore, 23.7 ppg, 9.6 rpg
 F—Monk Montgomery, 11.7 ppg, 3.9 rpg
 C—Ronnie Quick, 6.6 ppg, 5.5 rpg
 G—Bob Buisson, 11.9 ppg, 3.8 rpg
 G—Alex Howell, 4.4 ppg, 2.5 rpg
 Top Subs—Tee Faircloth, 3.8 ppg, 2.3
 rpg; Joe Millsap, 8.7 ppg, 5.1 rpg

1966-67 (17-8, 12-6 SEC)

F—Wally Tinker, 9.6 ppg, 8.4 rpg
 F—Tom Perry, 7.7 ppg, 3.3 rpg
 C—Ronnie Quick, 12.2 ppg, 7.6 rpg
 G—Bob Buisson, 11.5 ppg, 3.1 rpg
 G—Alex Howell, 14.0 ppg, 3.2 rpg
 Top Subs—Joe Millsap, 6.8 ppg, 3.3 rpg;
 Tee Faircloth, 4.1 ppg, 1.4 rpg

1967-68 (13-13, 8-10 SEC)

F—Wally Tinker, 14.5 ppg, 5.0 rpg
 F—Tom Perry, 9.1 ppg, 3.4 rpg
 C—Bill Alexander, 13.4 ppg, 7.4 rpg
 G—Alex Howell, 12.0 ppg, 3.5 rpg
 G—Carl Shetler, 5.4 ppg, 2.1 rpg
 Top Sub—Ron Jackson, 9.8 ppg, 5.0 rpg

1968-69 (15-10, 10-8 SEC)

F—Tom Perry, 6.4 ppg, 4.1 rpg
 F—Wally Tinker, 13.8 ppg, 7.8 rpg
 C—Bill Alexander, 13.4 ppg, 7.4 rpg
 G—Carl Shetler, 12.9 ppg, 2.5 rpg
 G—John Mengelt, 19.4 ppg, 4.2 rpg
 Top Subs—Ronnie Jackson, 6.5 ppg, 3.2
 rpg; Randall Walker, 4.6 ppg, 3.2 rpg

1969-70 (15-11, 11-7 SEC)

F—Ronnie Jackson, 4.1 ppg, 5.4 rpg
 F—Henry Harris, 12.5 ppg, 7.5 rpg
 C—Bill Alexander, 13.6 ppg, 12.1 rpg
 G—Carl Shetler, 10.7 ppg, 1.6 rpg
 G—John Mengelt, 26.8 ppg, 6.0 rpg
 Top Sub—Jimmy Walker, 3.7 ppg, 2.0 rpg

1970-71 (11-15, 8-10 SEC)

F—Henry Harris, 11.6 ppg, 6.4 rpg
 F—Jim Retseck, 14.8 ppg, 11.3 rpg
 C—Al Leapheart, 11.2 ppg, 8.3 rpg
 G—John Mengelt, 28.4 ppg, 4.1 rpg
 G—Jimmy Walker, 4.0 ppg, 2.2 rpg
 Top Sub—Gary England, 4.5 ppg, 1.5 rpg

1971-72 (10-16, 6-12 SEC)

F—Jim Retseck, 16.5 ppg, 9.2 rpg
 F—Dan Kirkland, 13.4 ppg, 4.7 rpg
 C—Al Leapheart, 8.2 ppg, 4.2 rpg
 G—Gary England, 9.2 ppg, 2.3 rpg
 G—Henry Harris, 11.3 ppg, 6.2 rpg
 Top Sub—Mike Christian, 8.3 ppg, 1.3 rpg



All-Time Lineups (1950-2015)

1972-73 (6-20, 4-14 SEC)

F—Albert Johnson, 7.3 ppg, 6.0 rpg
 F—Gary Redding, 11.5 ppg, 8.2 rpg
 C—Ralph Smith, 7.3 ppg, 5.1 rpg
 G—Gary England, 12.8 ppg, 2.3 rpg
 G—Mike Christian, 12.2 ppg, 3.0 rpg
 Top Sub—Bob Bond, 5.8 ppg, 4.6 rpg

1973-74 (10-16, 5-13 SEC)

F—Gary Redding, 12.0 ppg, 9.4 rpg
 F—Bob Bond, 5.3 ppg, 5.9 rpg
 C—Pepto Bolden, 10.5 ppg, 11.6 rpg
 G—Mike Christian, 14.1 ppg, 2.3 rpg
 G—Eddie Johnson, 21.8 ppg, 4.0 rpg
 Top Sub—Bob Osberry, 9.7 ppg, 5.5 rpg

1974-75 (18-8, 12-6 SEC)

F—Gary Redding, 14.7 ppg, 10.1 rpg
 F—Mike Mitchell, 18.4 ppg, 11.4 rpg
 C—Myles Patrick, 5.8 ppg, 6.2 rpg
 G—Eddie Johnson, 20.9 ppg, 3.8 rpg
 G—Stan Pietkiewicz, 9.6 ppg, 2.8 rpg
 Top Subs—Glenn Moon, 2.6 ppg, 2.7 rpg;
 Wayne Bracy, 3.8 ppg, 1.2 rpg

1975-76 (16-10, 11-7 SEC)

F—Mike Mitchell, 18.7 ppg, 9.6 rpg
 F—Gary Redding, 13.2 ppg, 8.2 rpg
 C—Myles Patrick, 7.5 ppg, 6.9 rpg
 G—Stan Pietkiewicz, 10.1 ppg, 2.7 rpg
 G—Eddie Johnson, 19.7 ppg, 3.9 rpg
 Top Sub—Cedrick Hordges, 4.9 ppg, 3.2 rpg

1976-77 (13-13, 6-12 SEC)

F—Mike Mitchell, 19.4 ppg, 8.5 rpg
 F—Pepto Bolden, 10.0 ppg, 9.0 rpg
 C—Myles Patrick, 9.7 ppg, 6.9 rpg
 G—Eddie Johnson, 15.6 ppg, 2.6 rpg
 G—Stan Pietkiewicz, 11.1 ppg, 2.7 rpg
 Top Sub—Cedrick Hordges, 5.9 ppg, 4.7 rpg

1977-78 (13-14, 8-10 SEC)

F—Mike Mitchell, 24.9 ppg, 8.9 rpg
 F—Myles Patrick, 10.0 ppg, 6.1 rpg
 C—Bobby Cattage, 8.6 ppg, 6.3 rpg
 G—Stan Pietkiewicz, 19.1 ppg, 3.6 rpg
 G—Bubba Price, 7.3 ppg, 2.2 rpg
 Top Sub—Earl Banks, 6.1 ppg, 6.4 rpg

1978-79 (13-16, 5-13 SEC)

F—Rick Valavicius, 14.4 ppg, 4.5 rpg
 F—Earl Banks, 10.9 ppg, 7.1 rpg
 C—Bobby Cattage, 15.9 ppg, 9.3 rpg
 G—Bubba Price, 15.8 ppg, 3.4 rpg
 G—Lewis Card, 2.6 ppg, 1.8 rpg
 Top Subs—Eric Stringer, 4.0 ppg, 1.2 rpg;
 Benny Anthony, 5.6 ppg, 3.7 rpg

1979-80 (10-18, 5-13 SEC)

F—Rick Valavicius, 11.1 ppg, 2.8 rpg
 F—Darrell Lockhart, 8.8 ppg, 5.4 rpg
 C—Earl Banks, 7.3 ppg, 5.9 rpg
 G—Bubba Price, 10.9 ppg, 2.6 rpg
 G—Eric Stringer, 5.2 ppg, 1.6 rpg
 Top Subs—Benny Anthony, 6.1 ppg, 4.1 rpg;
 Frank Poindexter, 8.6 ppg, 2.5 rpg;

Bobby Cattage, 7.7 ppg, 5.3 rpg

1980-81 (11-16, 4-14 SEC)

F—Darrell Lockhart, 11.2 ppg, 6.4 rpg
 F—Frank Poindexter, 11.5 ppg, 4.1 rpg
 C—Earl Banks, 11.9 ppg, 7.0 rpg
 G—Alvin Mumphord, 7.1 ppg, 2.5 rpg
 G—Byron Henson, 6.2 ppg, 1.8 rpg
 Top Subs—Eric Stringer, 4.6 ppg, 1.2 rpg;
 Bobby Cattage, 4.7 ppg, 3.4 rpg

1981-82 (14-14, 7-11 SEC)

F—Darrell Lockhart, 11.6 ppg, 5.7 rpg
 F—Alvin Mumphord, 8.3 ppg, 2.6 rpg
 C—Charles Barkley, 12.7 ppg, 9.8 rpg
 G—Odell Mosteller, 15.9 ppg, 3.1 rpg
 G—Byron Henson, 3.6 ppg, 1.0 rpg
 Top Subs—Paul Daniels, 1.9 ppg, 1.4 rpg;
 Greg Turner, 6.1 ppg, 3.1 rpg

1982-83 (15-13, 8-10 SEC)

F—Darrell Lockhart, 13.0 ppg, 5.5 rpg
 F—Chuck Person, 9.3 ppg, 4.6 rpg
 C—Charles Barkley, 14.4 ppg, 9.5 rpg
 G—Odell Mosteller, 14.2 ppg, 2.7 rpg
 G—Paul Daniels, 3.7 ppg, 2.4 rpg
 Top Subs—Alvin Mumphord, 5.9 ppg,
 2.3 rpg; Greg Turner, 4.1 ppg, 2.8 rpg;
 Byron Henson, 2.7 ppg, 0.6 rpg

1983-84 (20-11, 12-6 SEC)

F—Greg Turner, 10.6 ppg, 5.1 rpg
 F—Chuck Person, 19.1 ppg, 8.0 rpg
 C—Charles Barkley, 15.1 ppg, 9.5 rpg
 G—Frank Ford, 7.5 ppg, 3.5 rpg
 G—Gerald White, 8.0 ppg, 1.6 rpg
 Top Subs—Vern Strickland, 6.7 ppg,
 3.2 rpg; Paul Daniels, 2.5 ppg, 1.3 rpg;
 Carey Holland, 2.2 ppg, 2.3 rpg;
 Mark Cahill, 2.3 ppg, 0.6 rpg

1984-85 (22-12, 8-10 SEC)

F—Chuck Person, 22.0 ppg, 8.9 rpg
 F—Chris Morris, 10.4 ppg, 5.0 rpg
 C—Jeff Moore, 8.2 ppg, 7.1 rpg
 G—Frank Ford, 11.5 ppg, 4.8 rpg
 G—Gerald White, 7.9 ppg, 2.5 rpg
 Top Subs—Carey Holland, 4.8 ppg, 3.6 rpg;
 Johnny Lynn, 1.2 ppg; Darren Guest, 1.8 ppg,
 2.2 rpg; Terrance Howard, 3.1 ppg

1985-86 (22-11, 13-5 SEC)

F—Chuck Person, 21.5 ppg, 7.9 rpg
 F—Chris Morris, 9.8 ppg, 5.2 rpg
 C—Jeff Moore, 10.9 ppg, 7.1 rpg
 G—Frank Ford, 11.1 ppg, 4.4 rpg
 G—Gerald White, 5.3 ppg, 2.6 rpg
 Top Subs—Mike Jones, 8.7 ppg, 3.4 rpg;
 Terrance Howard, 2.5 ppg, 0.9 rpg;
 Johnny Lynn, 2.1 ppg, 0.3 rpg

1986-87 (18-13, 9-9 SEC)

F—Mike Jones, 15.8 ppg, 7.2 rpg
 F—Chris Morris, 13.5 ppg, 7.3 rpg
 C—Jeff Moore, 17.4 ppg, 9.5 rpg
 G—Gerald White, 7.6 ppg, 2.4 rpg

G—Frank Ford, 12.9 ppg, 6.0 rpg
 Top Subs—Terrance Howard, 3.7 ppg,
 1.3 rpg; Johnny Lynn, 3.2 ppg, 0.9 rpg;
 Aundrea Davis, 6.8 ppg, 1.5 rpg

1987-88 (19-11, 11-7 SEC)

F—John Caylor, 8.9 ppg, 5.0 rpg
 F—Chris Morris, 20.7 ppg, 9.8 rpg
 C—Jeff Moore, 18.6 ppg, 9.2 rpg
 G—Terrance Howard, 8.1 ppg, 2.7 rpg
 G—Derrick Dennison, 6.6 ppg, 2.6 rpg
 Top Subs—Johnny Lynn, 3.9 ppg, 1.8 rpg;
 Matt Geiger, 6.4 ppg, 4.1 rpg;
 Keenan Carpenter, 4.7 ppg, 1.2 rpg

1988-89 (9-19, 2-16 SEC)

F—Kirt Hankton, 8.1 ppg, 5.4 rpg
 F—Zane Arnold, 3.7 ppg, 4.2 rpg
 C—Matt Geiger, 15.9 ppg, 6.6 rpg
 G—Keenan Carpenter, 19.0 ppg, 3.5 rpg
 G—Derrick Dennison, 12.5 ppg, 4.2 rpg
 Top Subs—Robert McKie, 6.5 ppg,
 5.8 rpg; Dustin Hester, 0.3 ppg, 1.3 rpg;
 Champ Wrencher, 0.7 ppg, 0.6 rpg;
 Chris Brandt, 1.8 ppg, 1.5 rpg

1989-90 (13-18, 8-10 SEC)

F—Derrick Dennison, 16.0 ppg, 4.4 rpg
 F—Chris Brandt, 11.7 ppg, 6.5 rpg
 C—Zane Arnold, 8.2 ppg, 6.5 rpg
 G—Reggie Gallon, 9.8 ppg, 3.6 rpg
 G—Ronnie Battle, 17.0 ppg, 3.4 rpg
 Top Subs—John Caylor, 8.7 ppg, 6.8 rpg;
 Larry Patrick, 3.5 ppg, 1.4 rpg;
 Champ Wrencher, 1.2 ppg, 0.3 rpg;
 Richard Smith, 0.6 ppg, 1.2 rpg

1990-91 (13-16, 5-13 SEC)

F—Wesley Person, 15.4 ppg, 5.7 rpg
 F—Chris Brandt, 5.0 ppg, 3.9 rpg
 C—Robert McKie, 11.1 ppg, 5.9 rpg
 G—Reggie Gallon, 9.1 ppg, 3.6 rpg
 G—Ronnie Battle, 17.0 ppg, 2.6 rpg
 Top Subs—John Caylor, 7.7 ppg, 5.7 rpg; Zane
 Arnold, 5.1 ppg, 3.7 rpg; Larry Patrick, 4.5 ppg,
 Champ Wrencher, 1.7 ppg, 1.2 rpg

1991-92 (12-15, 5-11 SEC)

F—Wesley Person, 19.9 ppg, 6.8 rpg
 F—Aaron Swinson, 14.3 ppg, 7.5 rpg
 C—Chris Brandt, 10.9 ppg, 4.8 rpg
 G—Reggie Gallon, 6.4 ppg, 2.0 rpg
 G—Ronnie Battle, 16.6 ppg, 1.9 rpg
 Top Subs—Champ Wrencher, 3.9 ppg,
 1.4 rpg; Willie Jones, 6.7 ppg, 4.5 rpg;
 Rod Joyce, 2.8 ppg, 1.5 rpg; Cameron
 Boozer, 3.1 ppg, 1.5 rpg

1992-93 (15-12, 8-8 SEC)

F—Wesley Person, 18.8 ppg, 7.1 rpg
 F—Aubrey Wiley, 9.4 ppg, 5.1 rpg
 C—Aaron Swinson, 15.6 ppg, 7.7 rpg
 G—Reggie Gallon, 8.4 ppg, 2.4 rpg
 G—Ronnie Battle, 16.5 ppg, 1.4 rpg
 Top Subs—Mark Hutton, 6.0 ppg,
 5.0 rpg; Lance Weems, 1.7 ppg, 1.0 rpg



All-Time Lineups (1950-2015)

1993-94 (11-17, 3-13 SEC)

F—Wesley Person, 22.2 ppg, 6.4 rpg
 F—Aubrey Wiley, 11.8 ppg, 9.3 rpg
 C—Aaron Swinson, 20.7 ppg, 8.1 rpg
 G—Shawn Stuart, 2.5 ppg, 2.4 rpg
 G—Wes Flanigan, 6.5 ppg, 4.9 apg
 Top Subs—Lance Weems, 10.4 ppg, 2.5 rpg; Leonard Smith, 4.1 ppg, 1.3 rpg; Pat Burke, 4.0 ppg, 2.9 rpg

1994-95 (16-13, 7-9 SEC)

F—Chris Davis, 11.6 ppg, 6.1 rpg
 C—Pat Burke, 9.0 ppg, 4.8 rpg
 G—Wes Flanigan, 8.9 ppg, 2.9 apg
 G—Lance Weems, 13.2 ppg, 3.3 rpg
 G—Moochie Norris, 12.5 ppg, 4.9 apg
 Top Subs—Ray Donald, 9.5 ppg, 4.6 rpg; Franklin Williams, 7.8 ppg, 4.4 rpg; Jim Costner, 3.0 ppg, 2.2 rpg

1995-96 (19-13, 6-10 SEC)

F—Franklin Williams, 10.4 ppg, 4.8 rpg
 C—Pat Burke, 11.0 ppg, 8.7 rpg
 G—Wes Flanigan, 13.4 ppg, 6.7 apg
 G—Lance Weems, 13.4 ppg, 3.6 rpg
 G—Ray Donald, 8.7 ppg, 3.3 rpg
 Top Subs—Derek Caldwell, 6.2 ppg, 1.8 rpg; Bryant Smith, 3.6 ppg, 2.0 rpg; Alvin Jefferson, 3.3 ppg, 3.1 rpg

1996-97 (16-15, 6-10 SEC)

F—Franklin Williams, 7.9 ppg, 4.2 rpg
 C—Pat Burke, 11.0 ppg, 7.0 rpg
 G—Wes Flanigan, 11.0 ppg, 4.5 apg
 G—Daymeon Fishback, 7.8 ppg, 2.5 rpg
 G—Doc Robinson, 6.2 ppg, 3.1 apg
 Top Subs—Bryant Smith 8.1 ppg, 4.2 rpg; Derek Caldwell 5.8 ppg, 1.9 rpg; Alvin Jefferson 4.3 ppg, 4.1 rpg; Mamadou N'diaye 3.0 ppg, 2.5 rpg

1997-98 (16-14, 7-9 SEC)

F—Bryant Smith, 13.3 ppg, 6.6 rpg
 F—Franklin Williams, 7.4 ppg, 3.8 rpg
 C—Mamadou N'diaye, 8.0 ppg, 6.9 rpg
 G—Doc Robinson, 12.4 ppg, 4.4 apg
 G—Scott Pohlman, 10.6 ppg, 2.6 rpg
 Top Subs—Daymeon Fishback 6.9 ppg, 3.2 rpg; Adrian Chilliest, 2.4 ppg, 3.5 rpg; Randy Hughes 7.1 ppg, 5.8 rpg; Derek Caldwell 3.4 ppg, 1.2 rpg

1998-99 (29-4, 14-2 SEC • Champions)

F—Chris Porter, 16.0 ppg, 8.6 rpg
 F—Bryant Smith, 11.0 ppg, 6.2 rpg
 C—Mamadou N'diaye, 7.2 ppg, 7.5 rpg
 G—Doc Robinson, 11.5 ppg, 5.0 apg
 G—Scott Pohlman, 11.8 ppg, 2.2 rpg
 Top Subs—Jay Heard, 6.2 ppg, 2.2 rpg; Mack McGadney, 5.1 ppg, 3.1 rpg; Daymeon Fishback, 4.5 ppg, 2.2 rpg; Reggie Sharp, 3.5 ppg, 1.2 rpg; Adrian Chilliest, 1.7 ppg, 2.5 rpg

1999-2000 (24-10, 9-7 SEC)

F—Chris Porter, 14.6 ppg, 7.3 rpg
 C—Mamadou N'diaye, 8.9 ppg, 7.9 rpg
 G—Daymeon Fishback, 9.6 ppg, 4.1 rpg

G—Doc Robinson, 11.5 ppg, 5.1 apg
 G—Scott Pohlman, 9.9 ppg, 2.3 rpg
 Top Subs—Mack McGadney, 7.2 ppg, 4.8 rpg; Marquis Daniels, 4.5 ppg, 2.6 rpg; Jay Heard, 3.6 ppg, 3.2 rpg; Reggie Sharp, 3.2 ppg; Jamison Brewer, 2.3 ppg, 1.9 apg

2000-01 (18-14, 7-9 SEC)

F—Marquis Daniels, 15.7 ppg, 7.0 rpg
 C—Kyle Davis, 4.8 ppg, 5.9 rpg, 2.8 bpg
 G—Adam Harrington, 15.5 ppg, 4.3 rpg
 G—Scott Pohlman, 12.5 ppg, 2.2 rpg
 G—Jamison Brewer, 8.4 ppg, 7.2 rpg, 5.8 apg
 Top Subs—Mack McGadney, 15.0 ppg, 8.3 rpg (only played 8 games, tore ACL); Lincoln Glass, 7.2 ppg; Abdou Diame, 7.0 ppg, 3.3 rpg; Reggie Sharp, 2.1 ppg

2001-02 (12-16, 4-12 SEC)

F—Marquis Daniels, 11.6 ppg, 5.3 rpg
 C—Kyle Davis, 5.6 ppg, 5.1 rpg, 3.3 bpg
 G—Adam Harrington, 10.1 ppg, 3.5 rpg
 G—Derrick Bird, 10.6 ppg, 3.2 rpg
 G—Lewis Monroe, 2.7 ppg, 2.2 rpg, 2.5 apg
 Top Subs—Brandon Robinson, 8.5 ppg, 5.2 rpg; Marco Killingsworth, 7.8 ppg, 4.2 rpg

2002-03 (22-12, 8-8 SEC)

F—Marquis Daniels, 18.4 ppg, 6.2 rpg
 F—Marco Killingsworth, 13.3 ppg, 6.4 rpg
 C—Kyle Davis, 6.3 ppg, 5.9 rpg, 3.7 bpg
 G—Derrick Bird, 9.8 ppg, 2.9 rpg
 G—Lewis Monroe, 6.2 ppg, 2.4 rpg, 3.3 apg
 Top Subs—Brandon Robinson, 8.2 ppg, 4.5 rpg; Nathan Watson, 5.9 ppg, 3.2 rpg

2003-04 (14-14, 5-11 SEC)

F—Brandon Robinson, 12.0 ppg, 6.7 rpg
 F—Marco Killingsworth, 13.7 ppg, 6.9 rpg
 C—Kyle Davis, 6.5 ppg, 6.8 rpg, 2.6 bpg
 G—Ian Young, 10.0 ppg, 2.3 rpg, 2.4 apg
 G—Lewis Monroe, 6.1 ppg, 3.6 apg, 1.5 rpg
 Top Subs—Nathan Watson, 7.5 ppg, 2.7 rpg; Quinnel Brown 7.1 ppg, 3.0 rpg; Ronny LeMelle 6.0 ppg, 2.1 rpg; Troy Gaines 3.8 ppg; Dwayne Curtis 2.9 ppg, 2.3 rpg

2004-05 (14-17, 4-12 SEC)

F—Quinnel Brown, 12.8 ppg, 6.0 rpg
 G—Toney Douglas, 16.9 ppg, 5.3 rpg
 G—Ian Young, 13.3 ppg, 4.1 rpg, 4.0 apg
 G—Nathan Watson, 11.3 ppg, 5.7 rpg
 G—Daniel Hayles, 6.0 ppg, 3.1 rpg
 Top Subs—Frank Tolbert, 6.9 ppg, 3.0 rpg; Ronny LeMelle (only played 4 games, INJ)

2005-06 (12-16, 4-12 SEC)

F—Korvotney Barber, 6.8 ppg, 4.8 rpg
 G—Ronny LeMelle, 12.8 ppg, 3.8 rpg
 G—Rasheem Barrett, 11.1 ppg, 3.0 rpg
 G—Frank Tolbert, 9.1 ppg, 3.5 rpg
 G—Quantez Robertson, 8.0 ppg, 4.6 apg, 4.1 rpg
 Top Subs—Josh Dollard, 9.1 ppg, 4.4 rpg; Daniel Hayles, 5.8 ppg, 3.1 rpg

2006-07 (17-15, 7-9 SEC)

F—Josh Dollard, 12.5 ppg, 7.0 rpg
 F—Korvotney Barber, 11.3 ppg, 6.6 rpg
 F—Quan Prowell, 12.0 ppg, 5.3 rpg
 G—Frank Tolbert, 11.8 ppg, 4.8 rpg
 G—Quantez Robertson, 8.2 ppg, 5.1 apg
 G—Rasheem Barrett, 11.0 ppg, 3.9 rpg
 G—DeWayne Reed, 5.4 ppg, 3.0 apg

2007-08 (14-16, 4-12 SEC)

F—Quan Prowell, 15.0 ppg, 6.3 rpg
 F—Korvotney Barber, 13.8 ppg, 6.9 rpg
 G—Frank Tolbert, 13.4 ppg, 5.2 rpg
 G—Quantez Robertson, 7.8 ppg, 4.1 apg
 G—Rasheem Barrett, 13.6 ppg, 4.0 rpg
 G—DeWayne Reed, 8.9 ppg, 3.7 apg
 F—Lucas Hargrove, 7.8 ppg, 4.4 rpg

2008-09 (24-12, 10-6 SEC)

F—Korvotney Barber, 12.8 ppg, 9.6 rpg
 G—DeWayne Reed, 13.2 ppg, 2.6 rpg
 G—Tay Waller, 12.1 ppg, 2.8 rpg
 G—Rasheem Barrett, 9.9 ppg, 3.5 rpg
 G—Quantez Robertson, 6.0 ppg, 3.9 rpg, 3.2 apg
 Top Subs—Lucas Hargrove, 8.1 ppg, 5.3 rpg; Frankie Sullivan, 7.6 ppg, 1.9 rpg; Brendon Knox, 2.5 ppg, 1.7 rpg; Johnnie Lett, 2.8 ppg, 3.4 rpg

2009-10 (15-17, 6-10 SEC)

F—Lucas Hargrove, 12.8 ppg, 7.0 rpg
 F—Johnnie Lett, 1.9 ppg, 3.2 rpg
 G—DeWayne Reed, 16.2 ppg, 4.3 apg
 G—Tay Waller, 15.3 ppg, 3.8 rpg
 G—Frankie Sullivan, 12.7 ppg, 3.7 rpg
 Top Subs—Brendon Knox, 8.7 ppg, 3.9 rpg; Earnest Ross, 2.8 ppg, 3.0 rpg; Kenny Gabriel, 2.8 ppg, 1.4 rpg; Andre Malone, 2.7 ppg, 1.9 rpg; Ty Armstrong, 2.0 ppg, 1.6 rpg

2010-11 (11-20, 4-12 SEC)

F—Rob Chubb, 7.6 ppg, 3.8 rpg
 F—Kenny Gabriel, 10.3 ppg, 5.8 rpg
 G—Earnest Ross, 13.1 ppg, 6.6 rpg
 G—Josh Wallace, 5.7 ppg, 3.9 apg, 1.7 spg
 G—Allen Payne, 5.6 ppg, 2.9 rpg
 Top Subs—Frankie Sullivan, 8.2 ppg, 3.0 apg, 2.5 spg; ; Chris Denson, 5.9 ppg, 1.6 rpg; Josh Langford, 4.6 ppg, 2.6 rpg; Adrian Forbes, 3.6 ppg, 2.7 rpg; Tony Neysmith, 2.4 ppg, 1.4 apg, 1.3 rpg

2011-12 (15-16, 5-11 SEC)

F—Kenny Gabriel, 12.2 ppg, 7.3 rpg, 2.3 bpg
 F—Allen Payne, 4.3 ppg, 4.0 rpg
 C—Rob Chubb, 8.1 ppg, 5.1 rpg
 G—Josh Wallace, 3.4 ppg, 2.2 apg, 1.3 rpg
 G—Frankie Sullivan, 12.6 ppg, 3.9 rpg, 2.3 apg, 1.4 spg
 Top Subs—Varez Ward, 9.0 ppg, 3.8 apg, 3.1 rpg; Chris Denson, 8.7 ppg, 1.8 rpg, 1.1 apg; Josh Langford, 5.2 ppg, 2.1 rpg; Adrian Forbes, 2.4 ppg, 3.0 rpg; Noel Johnson, 2.1 ppg, 1.5 rpg; Willy Kouassi, 1.6 ppg, 2.6 rpg



All-Time Lineups (1950-2015)

2012-13 (9-23, 3-15 SEC)

F-Allen Payne, 7.7 ppg, 4.6 rpg
 C-Rob Chubb, 8.8 ppg, 6.6 rpg
 G-Shaquille Johnson, 5.3 ppg, 3.0 rpg
 G-Frankie Sullivan, 14.5 ppg, 2.8 apg
 G-Josh Wallace, 4.1 ppg, 2.8 apg
 Top Subs —Chris Denson, 11.9 ppg, 3.0 rpg; Jordan Prcie, 5.4 ppg, 1.8 rpg; Asauhn Dixon-Tatum, 3.7 ppg, 44 blks

2013-14 (14-16, 6-12 SEC)

F-Allen Payne, 7.6 ppg, 5.4 rpg
 C-Asauhn Dixon-Tatum, 6.0 ppg, 6.0 rpg
 G-KT Harrell, 18.3 ppg, 4.0 rpg
 G-Chris Denson, 19.1 ppg, 4.3 rpg
 G-Tahj Shamsid-Deen, 9.5 ppg, 2.9 apg
 Top Subs —Dion Wade, 3.0 ppg; Malcolm Canada, 2.8 ppg, Matthew Atewe, 1.5 ppg, 3.4 rpg

2014-15 (15-20, 4-14 SEC)

G-KT Harrell, 18.5 ppg, 3.0 rpg
 G-Antoine Mason, 14.4 ppg, 2.4 rpg
 G-K.C. Ross-Miller, 7.1 ppg, 2.4 apg, 1.5 spg
 F-Jordon Granger, 4.9 ppg, 3.4 rpg
 F-Cinmeon Bowers, 12.1 ppg, 9.6 rpg
 Top Subs —Tahj Shamsid-Deen, 6.1 ppg, 1.5 apg; Malcolm Canada, 5.7 ppg, 2.0 apg

All-Time Lettermen (1906-2013)

This is the "official list" of Auburn basketball lettermen. Corrections and additions are encouraged. Please send correspondence to: Dan Froehlich, P.O. Box 351, Auburn, AL 36830 / froehdp@auburn.edu.

A•A•A

Adams, Jeff 1977-78-79
 Akin, J.C. 1926-27-28
 Aihe, Francis 2009
 Alexander, Bill 1968-69-70 (C)
 Anthony, Benny 1977-78-79-80
 Ariail, D.W. 1932-33-34 (C)
 Armstrong, Ty 2010-11
 Arnold, Jamaal 2003
 Arnold, William 1914
 Arnold, Zane 1989-90-91(C)
 Arthur, R.A. 1933
 Ash, Tim 1970-71
 Atewe, Matthew 2014-15
 Austin, Greg 1970

B•B•B

Baggett, Matt 2002
 Banks, Earl 1978-79-80-81 (C)
 Banks, Michael (mgr.) 2014
 Barber, Korvotney 2006-07-08-09(C)
 Barker, Charlton 1999-2000-01-02
 Barkley, Charles 1982-83-84
 Barks, Earl 1924-25
 Barks, Hub 1918-19-20-21
 Barlow, Keydrick (mgr.) 2008-11
 Barnes, Woodrow 1934-35-36
 Barnhizer, Mark 1977-79
 Barrett, Rasheem 2006-07-08-09
 Bass, Stephen 2015
 Battle, Ronnie 1990-91-92-93
 Baugh, Stephen (mgr.) 2008-09-10-11
 Bearden, J.B. 1958
 Beasley, Bob 1920
 Beasley, Jeremy 1997
 Beatty, Travis 1953
 Beavers, Tim 1972-73-74
 Bedgood, Lance (mgr.) 2000
 Bickerstaff, Donald 1945
 Bird, Derrick 2002-03 (C)
 Blackwell, John 1962-63-64 (C)
 Bolden, Pepto 1974-75-76 (C)
 Bolling, Rick 1982-83
 Bond, Bobby 1973-74-75-76
 Boozer, Cameron 1992
 Bota, Marin 2001
 Bowen, Sam 1958
 Bowers, Cinmeon 2015
 Bracy, Wayne 1975-76-77-78
 Brandt, Chris 1989-90-91-92 (C)
 Brawner, Roy 1948-49-50-51 (C)
 Brewer, Jamison 2000-01
 Bridges, O.W. 1917-18
 Brooks, Ryan 2007-08
 Brown, Earnest 1996
 Brown, L.C. 1934-35

Brown, Nick (mgr.) 1988-89-90-91-92
 Brown, Quinnel 2004-05 (C)
 Buisson, Bobby 1965-66-67 (C)
 Burbage, Jesse 1915-16
 Burgess, Quinton 1945-46
 Burgess, Thad 1979
 Burke, Pat 1994-95-96-97 (C)
 Burke, T.G. 1911-12
 Burleson, R.A. 1909
 Burnett, John 1962-63
 Burton, Herbert 1943
 Butcher, Donnie 1983

C•C•C

Cahill, Mark 1981-82-83-84
 Caldwell, Derek 1996-97-98
 Calton, Donny 2000-01-02-03
 Cameron, Joey 2006
 Campbell, Scott 2005
 Canada, Malcolm 2014-15
 Canzoneri, A.G. 1941-42-43 (C)
 Card, Lewis 1979
 Cardwell, Kim (mgr.) 1982
 Carley, Ryan (mgr.) 2012
 Carpenter, Keenan 1988-89
 Cart, Larry 1963
 Carter, Kenny 1980
 Carter, Wilmer 1915-16
 Cattage, Bobby 1978-79-80-81
 Caylor, John 1987-88-90-91 (C)
 Chandler, Terry 1956-57-58
 Chapman, Larry 1962-63-64 (C)
 Childers, Edron 1937-38
 Chilliest, Adrian 1996-97-98-99
 Christian, Mike 1972-73-74 (C)
 Christian, Tim 1967
 Chubb, Rob 2010-11-12-13
 Clark, Reid 1995-96
 Clements, E.E. 1913-14-15
 Cochran, John 1952-53-54
 Coleman, Thomas 1957
 Cook, D. 1914
 Cook, F. 1913
 Cooper, Scott (mgr.) 2000-01
 Corley, Chris (mgr.) 1992-93-94-95
 Costner, Jim 1994-95
 Cowart, Pat 1970-71
 Cox, Dan 1974-75
 Craft, Collier (mgr.) 2002
 Creel, Eugene M. 1923-24
 Crew, W.R. 1936
 Croker, D.C. 1907
 Culverhouse, H.G. 1909
 Cunningham, Cole (mgr.) 2007-08
 Cunningham, David 1975
 Curlee, A.D. 1936-37-39
 Curtis, Dwayne 2004

D•D•D

Daniel, Ryan 2005
 Daniels, Marquis 2000-01-02-03(C)
 Daniels, Paul 1981-82-83-84
 Davis, Aundrae 1987



All-Time Lettermen (1906-2013)

Davis, Chris 1995
 Davis, J.E. 1911
 Davis, Kyle 2001-02-03-04 (C)
 Davis, Leroy 1995
 Dawson, Bill 1951
 Dawson, William 1947
 Dean, Myers (mgr.) 2008-09-10-11
 DeFore, Lee 1964-65-66 (C)
 Dennison, Derrick 1987-88-89-90 (C)
 Denson, Chris 2011-12-13-14
 Derozan, Kyle 2005
 Devaney, Jim 1980
 Deschamps, Dale 1975-76
 Diame, Abdou 2001
 Diamond, Jim 1954-55-56
 Dickinson, R.A. 1940
 Dixon-Tatum, Asaahn 2013-14
 Dollard, Josh 2006-07
 Donald, Ray 1995-96 (C)
 Dooley, Vince 1952
 Douglas, Toney 2005
 Dowell, William 1922
 Dreyfus, S.C. 1908
 Drum, Jake 2009-10-11-12
 Dryer, T.B. 1907-08
 Dubose, Frank 1927-28-29
 Dudley, Charles 1922-23 (C)
 Ducote, R.J. 1916-18
 Duke, Jesse 1922-23-24
 Dunbar, Robert 1941
 Duncan, Benton 1948-49
 Duncan, J.R. 1912-14
 Dundley, Charley 1920

E•E•E

Eaddy, Bill 1989
 Eaves, Joel 1935-36-37 (C)
 Edun, Moses 2004-05-06
 Edwards, Thomas H., Jr. 1937-38-39
 Ellis, Frank H. 1934
 Ellis, G.J. 1926-27-28
 England, Gary 1971-72-73 (C)
 Evans, G.D. 1925
 Evans, G.P. 1926
 Evola, Harrison (mgr.) 2014

F•F•F

Faircloth, Tee 1966-67
 Farish, J.P., Jr. 1951-52-53 (C)
 Fells, Orenn 2001
 Fenn, Robert 1952-53
 Fenton, W.V. 1934
 Fibbe, Jimmy 1959-60-61 (C)
 Fibbe, Tommy 1964-65-66
 Fickling, William A. 1952-53-54
 Finney, C.E. 1943
 Fishback, Daymeon 1997-98-99-00
 Fitten, Sam 1982
 Flanigan, Wes 1994-95(C)-96(C)-97(C)
 Floyd, John (mgr.) 75-76-77-78
 Floyd, M.H. 1916-17-18-19
 Forbes, Adrian 2011-12
 Forbes, C.M. 1914-15

Ford, Frank 1984-85-86-87
 Franklin, Jim (mgr.) 1986
 Frederick, Rex 1957-58-59 (C)
 Fucci, Dom 1976
 Fuller, Herbert 1945

G•G•G

Gabriel, Kenny 2010-11-12
 Gaines, Troy 2003-04-05
 Gallina, Ted (mgr.) 1992-93-94
 Gallon, Reggie 1990-91-92-93 (C)
 Gardner, David (mgr.) 1998-99-00
 Geiger, Matt 1988-89
 Gibson, D. 1907-08
 Gibson, Ray 1938-39-40
 Gilbert, Porter 1959-60-61 (C)
 Givan, Alex (mgr.) 2005-06
 Glasgow, Jack 1948-49-50-51
 Glass, Lincoln 2001
 Godfrey, Gary 1982-85-86
 Godfrey, Julian (mgr.) 2006-07
 Gomillion, John 1998
 Gordy, J. 1910
 Gordy, S. 1909
 Gray, W.R. 1925-26
 Granger, Jordon 2013-14-15
 Gregory, Bill 1956-57-59
 Greene, Jr., Brian 2013
 Greene, Herbert 1964-65-66
 Griciunas, Benas 2014
 Groover, Ray 1959-60-61
 Guest, Darren 1985
 Guy, Freddie 1963-64-65 (C)

H•H•H

Hahn, Fred 1922-23-24 (C)
 Hahn, Hub 1918-19-20-21
 Hall, S. 1909
 Hall, S.S. 1926-27
 Hall, W.H. 1917-18
 Hall, W.R. 1917
 Hamilton, David 1999
 Hankton, Kirt 1989
 Haralson, Melvin 1986-87
 Hargrove, Lucas 2007-08-09-10 (C)
 Harrell, KT 2014-15
 Harrington, Adam 2001-02 (C)
 Harris, Henry 1970-71-72 (C)
 Harrison, Joe 1922-23-24 (C)
 Hart, Henry 1957-59-60 (C)
 Hart, Jerry (mgr.) 1960
 Hart, Taylor 1979
 Hatfield, L.L. 1930-31-32 (C)
 Hawkins, E.A. 1940-41-42
 Hayes, Earl 1982-83
 Hayles, Daniel 2005-06
 Haynes, Doyle 1954
 Head, Alan (mgr.) 2002
 Heard, Jay 1999-2000
 Helmlinger, John 1960-61-62
 Henderson, Ted 1977
 Henry, Lamar 1964
 Henson, Byron 1980-81-82-83

Heramb, Matt 2007-08
 Hester, Dustin 1989
 Hill, Edward 1947
 Hill, George 1948-49-50-51
 Hill, Howard 1922
 Hitt, Dwight 1950
 Hoehle, Gene 1950
 Holland, Carey 1984-85
 Holmes, C.J. 2013-14-15
 Holmes, J.C. 1937-38-39
 Hood, Jeffrey (mgr.) 2003
 Hopkins, Sam (mgr.) 2012-13
 Hordges, Cedrick 1976-77
 Howard, Terrance 1985-86-87-88
 Howell, Alex 1967-68 (C)
 Howell, Brett 2005-06
 Howell, Rex 1966
 Hudson, J.T. 1917
 Hughes, Randy 1998
 Huff, John 1939-40
 Hurt, David 1967-68-69
 Hutton, Mark 1993

I•I•I

Ingram, Billy Bob 1962-63

J•J•J

Jackson, Ron 1968-69-70
 Jacobs, Dan (mgr.) 1968-69
 James, Ebb 1927-28
 James, Fob 1926-27-28 (C)
 James, Louie 1928-29-30
 James, Tim 1982
 Jasquith, Andre 1995
 Jefferson, Alvin 1996
 Jenkins, George 1932-33
 Johns, Layton 1960-61-62-63 (C)
 Johnson, Albert 1972-73
 Johnson, Bob 1969
 Johnson, Chris (mgr.) 2013
 Johnson, Eddie 1974-75-76 (C)
 Johnson, J.L. 1943
 Johnson, Noel 2012-13
 Johnson, Shaquille 2013
 Johnston, Manley 1958
 Jones, Bruce 1923-24
 Jones, C.A. 1916-17
 Jones, Frank 1906
 Jones, Matt (mgr.) 2011
 Jones, Mike 1986-87
 Jones, Mike (mgr.) 1986
 Jones, Rob 1985-86-87
 Jones, Willie 1992
 Jordan, J.R. 1930-31-32 (C)
 Joyce, Rod 1992-93

K•K•K

Kaley, C.P. 1931-32-33 (C)
 Kaley, W.E. 1925-27
 Keel, Tim (mgr.) 2005-06-07
 Keim, Patrick 2015
 Kemp, John (mgr.) 1986
 Kidd, Adam (mgr.) 2001



All-Time Lettermen (1906-2013)

Killingsworth, Marco 2002-03-04
 Kinlaw, D.C. 1948
 Kirkland, Dan 1971-72
 Kirkland, K. Mack 1962-63
 Kirkpatrick, Bill 1953-54-55 (C)
 Kitchens, Brad (mgr.) 1982
 Knox, Brendon 2009-10
 Kosmala, Daniel (mgr.) 2012
 Kouassi, Willy 2012
 Krezminski, Ted 1946
 Krivacs, Jim 1975

L•L•L

Lacey, J.E. 1912-13
 Lacey, W.M. 1906-07
 Lacy, John 1920
 Lancaster, Rod 1945-46
 Lang, TJ 2015
 Lanford, Dan 1948-49-50-51 (C)
 Langford, Josh 2011-12
 Lassiter, Jack 1921
 Lawson, H.B. 1930-31-32
 Lawson, Scott (mgr.) 1991-92
 Leapheart, Al 1970-71-72
 Lee, Jason (mgr.) 2003-04-05
 Lee, Jimmy 1957-58-59 (C)
 LeMelle, Ronny 2004-05-06 (C)
 Leonard, Jimmy 1960-61
 Lett, Johnnie 2009-10
 Lewis, Johnathan 2001-03-04
 Lewis, Kelvin 2007
 Locke, T.C. 1909-10
 Lockhart, Darrell 1980-81-82-83 (C)
 Lollar, Chris 2003-04
 Louisell, William 1915
 Loyless, Jimmy Ray (mgr.) 1973-74-75-76
 Lumpkin, T.W. 1930-31-32
 Luquire, Adam 2007-08
 Lynn, Bill 1949-50 (C)
 Lynn, Johnny 1985-86-87-88

M•M•M

Mack, Kendell 1998
 Magri, Ernie 1972-73
 Major, E.A. 1909-10-11-12-13
 Malone, Andre 2010
 Mancini, Frank 1940-41-42
 Mandula, Bob 1973-74
 Martello, Vince 1981
 Martin, James 1952-53-54
 Martin, Terry 1984
 Mason, Antoine 2015
 Mason, Sam 1933
 Mastin, Alex (mgr.) 2012-13
 Mays, Bob (mgr.) 1960
 McAfee, Emmett 1949
 McCullough, John (mgr.) 1972-73-74
 McFadden, Jeffrey 1987
 McFadden, Frank 1918-19-20-21
 McGadney, Mack 1999-2000-01-02
 McGrew, Roy 1979
 McGriff, Bill 1956-57-58
 McKelvy, Cornelius 1947

McKie, Robert 1989-91
 McKinney, W.R. 1925-26
 McKinney, Wallace 1922-23-24
 McKinney, William 1924-25
 McKissick, Rex 1936-37-38 (C)
 McLeod, Michael (mgr.) 2000-01-02
 McMahan, Warren 1933-34
 McManus, Bayward 1958-59
 Meagher, John 1945
 Mengelt, John 1969-70-71
 Merrell, Doug 2011
 Miaway, Archie 2007
 Miller, Jeff (mgr.) 1979
 Miller, Bob 1966-68
 Miller, Robert 1953-54 (C)
 Miles, David (mgr.) 1979
 Millsap, Joe 1966-67
 Mitchell, Dwayne 2002
 Mitchell, Joe Bob 1935-36
 Mitchell, Mike 1975-76-77-78 (C)
 Moberly, W.C. 1948-49-50-51
 Monroe, Lewis 2002-03-04
 Montgomery, Jimmy 1965-66
 Moon, Glen 1974-75-76
 Moore, Jeff 1985-86-87-88
 Morgan, Malvern 1937-38-39
 Morris, Chris 1985-86-87-88
 Mosteller, Odell 1982-83
 Motley, Marvin 1941-42
 Mullendore, Gary 1971-72
 Mullins, H.L. 1928-29
 Mummert, Gordon 1952-53-54-55
 Mumphord, Alvin 1980-81-82-83 (C)
 Murdock, D.N. 1912

N•N•N

Naftel, James 1957
 N'diaye, Mamadou 1997-98-99-00
 Neal, Heath (mgr.) 1997-98-99-00
 Nelson, Rolland 1955-56
 Newell, Olin 1914
 Newton, Joe 1963-64-65
 Neysmith, Tony 2010-11-12
 Nixon, Glenn 1948-49
 Noble, A.J. 1913
 Norman, Mandy 1921
 Norris, Moochie 1995 (C)

O•O•O

O'Cain, Richard 1946-47
 O'Connor, Michael 2005
 O'Daniel, Curtis 1964
 O'Donnell, James 1953-54-55-56 (C)
 Ohman, Brooks (mgr.) 2013-14
 Oliver, David (mgr.) 1995-96-97
 Ondr, Rob (mgr.) 2000-01
 Osberry, Robert 1973-74
 Owens, Brandon (mgr.) 1998

P•P•P

Page, Josey (mgr.) 1956-67
 Pappas, Ernest 1937
 Parker, T.F. 1909-10

Parks, Ben E. 1942
 Pate, Roy 1930
 Patrick, Larry 1990-91
 Patrick, Myles 1975-76-77-78
 Payne, Allen 2011-12-13-14
 Payne, William 1914-15-16
 Pearson, Chris (mgr.) 2000
 Pearson, J. Tim 1964-65
 Pederson, Alex (mgr.) 2008
 Pellar, Nick 2013
 Pendleton, Jason (mgr.) 1995-96-97
 Perry, Tom 1967-68-69 (C)
 Person, Adrian 1999
 Person, Chuck 1983-84-85-86
 Person, Wesley 1991-92-93-94 (C)
 Petrone, Chas (mgr.) 2010-11-12-13
 Pietkiewicz, Stan 1975-76-77-78 (C)
 Pohlman, Scott 1998-99-2000-01 (C)
 Poindexter, Frank 1980-81-82
 Poole, James (mgr.) 1982-83
 Porter, Chris 1999-2000 (C)
 Porter, Will (mgr.) 2005-06-07
 Posey, Leon 1960-61-62
 Powell, Jack 1946-47 (C)
 Powers, Kirk 1978-79
 Price, Bubba 1977-78-79-80 (C)
 Price, Jordan 2013
 Price, Randy 1982
 Pridgen, Dan 1949-50-51
 Prowell, Quan 2007-08
 Purcell, William (mgr.) 1974
 Purchase, Jack 2015

Q•Q•Q

Quick, Ronnie 1966-67
 Quinney, George 1934

R•R•R

Redd, Albert 1920
 Redding, Gary 1973-74-75-76 (C)
 Reed, DeWayne 2007-08-09-10
 Reed, Trayvon 2015
 Remillard, Jason (mgr.) 1997-98-99-00
 Retseck, Jim 1971-72
 Rice, T.J. 2011-12
 Ridenhour, Jacob (mgr.) 1993-94-95
 Robertson, Quantez 2006-07-08-09(C)
 Robinson, Ardith 1949
 Robinson, Brandon 2002-03-04
 Robinson, Clifton 1998
 Robinson, Doc 1997-98(C)-99(C)-00 (C)
 Rodgers, Hugh 1936
 Rogers, Chris 2005
 Ross, Bill 1960-61-62 (C)
 Ross, Earnest 2010-11
 Ross-Miller, K.C. 2015
 Russell, Erskine 1947-48

S•S•S

Salter, John 1963
 Samples, Tyrone 1957-58-59
 Sanderson, Jack 1946
 Savage, Zack 1923



All-Time Lettermen (1906-2013)

Sawyer, Bill 1981-82
 Scarbrough, L.A. 1909-10-11-12
 Siebert, Robert 1946
 Shamsid-Deen, Tahj 2013-14-15
 Sharp, Reggie 1999-2000-01(C)
 Shelby, Matt (mgr.) 2002-03-04-05
 Shepperd, Brian 1983
 Shetler, Carl 1968-69-70 (C)
 Simmons, Eric "Butch" 1975-76
 Sindler, Frank J. 1933
 Slaughter, T.R. 1927
 Slayden, Herb 1955
 Slayden, Kay 1954-55-56
 Smith, A.L. 1928
 Smith, Abe 1999-2000
 Smith, Bryant 1996-97-98-99 (C)
 Smith, Drew 2006-07-08
 Smith, Dudley 1998
 Smith, Leonard 1994
 Smith, Ralph 1971-72-73
 Smith, Richard 1990
 Smith, William 1972
 Snyder, E. 1926
 Spencer, Dylan 2010-11-12-13
 Spencer, Howard 1984-85
 Springfield, Mike 1995-96
 Stapler, Scott (mgr.) 1995-96
 Stapleton, Bobby 1945
 Steed, George 1914-15-16
 Sterling, Joseph 1947-48-49
 Stewart, Jack 1930-31-32
 Stockelberg, Frank K. 1924
 Stockton, Cole 2015
 Stone, Noah (mgr.) 1993-94
 Strange, George 1935
 Streetman, J.P. 1939-40
 Streit, J.B. 1911
 Strickland, Auby 1917
 Strickland, Trey (mgr.) 2006-07
 Strickland, Vern 1984-86
 Stringer, Eric 1978-79-80-81
 Stuart, Shawn 1993-94
 Sturkie, Henry 1954-55-56-57 (C)
 Sullivan, Frankie 2009-10(C)-11-12(C)-13(C)
 Sutton, Brent 1972-73
 Swinson, Aaron 1992-93-94 (C)

T•T•T

Tanner, Jack 1942
 Taylor, George 1914
 Taylor, Mitch 1992
 Thigpen, James 1916
 Thomas, Darrell 1985
 Thomas, Emmett 1975
 Thomas, Phillip 1996
 Thomas, Randy 1965
 Thompson, Alex 2014-15
 Thorington, Garrett (mgr.) 2006-07
 Tinker, Billy 1961-62-63-64
 Tinker, Wally 1967-68-69 (C)
 Tolbert, Frank 2005-06(C)-07-08
 Tolbert, Jimbo (mgr.) 2000-01

Trapp, J.H. 1919
 Trawick, Garreth(mgr.)2008-09-10-11
 Tucker, Bobby 1956-57-58
 Tucker, Rodney 2003-04
 Turner, Greg 1981-82-83-84
 Turner, Herman (mgr.) 2001-02-03-04
 Turner, Jack 1952-53-54
 Turner, Rodney 1985
 Tyler, David (mgr.) 1988-89-90-91

V•V•V

Vaughn, David 1959-60-61
 Veal, Inman 1952
 Vines, J.A. 1929
 Valavicius, Rich 1979 (C)-80 (C)

W•W•W

Waddell, Devin 2014-15
 Wade, Dion 2014
 Wade, Jimmy 1918-19-20-21
 Wade, Jonathan (mgr.) 2014
 Wadsworth, F.A. 1943
 Waites, Harold 1945
 Walker, Jimmy 1969-70-71 (C)
 Walker, Randall 1966-69
 Wallace, Josh 2010-11-12-13
 Waller, Tay 2009-10
 Walter, Bill 1950-51
 Walther, Paul 1946
 Walton, Jamarrus 2013
 Ware, R.Y. 1906-07-08
 Ware, W.J. 1925
 Watkins, Corey 1999
 Watkins, Walter 1914
 Watson, Nathan 2002-03-04-05 (C)
 Webb, Bianca (mgr.) 2014
 Weems, Lance 1993-94-95(C)-96(C)
 Weldon, Roger 1950-51-52 (C)
 Welsh, Richie 1984
 West, Harold 1945
 Westbrook, Stephen (mgr.) 2012
 Whigham, Byrd 1954-55
 Whitaker, H. 1906-07
 White, Gerald 1984-85-86-87
 Wicke, Danny 2003-04
 Wiley, Aubrey 1993-94
 Williams, Frank 1942-43
 Williams, Frank 1947 (C)
 Williams, Franklin 1995-96-97-98 (C)
 Williams Jr., Larry 2008-09-10
 Williams, Ray 1946-47-48 (C)
 Wills, Bob 1968-69
 Wilson, W.P. 1917
 Wood, Jim 1948
 Woodruff, C.W. 1906-07-08
 Worrill, Jamie 1913
 Wrencher, Champ 1989-90-91-92 (C)
 Wright, T.P. 1911

Y•Y•Y

York, Bobby 1970
 Young, B.E. 1943

Young, Ian 2004-05 (C)

(C) *Captain*



All-Time Numerical Roster (Since 1936)

0
 Asaunh Dixon-Tatum (2013-14)
 Josh Langford (2011-12)

00
 Malcolm Canada (2015)
 Kerry Harvis (2006)
 Byron Bell (1993)
 Paul Daniels (1981-84)

1
 KT Harrell (2013-14-15)
 Varez Ward (2012)
 Andre Malone (2010)
 Korvotney Barber (2009)
 Frank Tolbert (2005-08)

2
 Allen Payne (2011-14)
 Archie Miaway (2007)
 Daniel Hayles (2005-06)
 Abdou Diame (2001-02)

3
 Patrick Keim (2015)
 Chris Denson (2011-14)
 Josh Dollard (2006-07)
 Ian Young (2004-05)
 Marquis Daniels (2000-03)
 Reggie Sharp (1999)
 Earnest Brown (1996-97)
 Jim Costner (1994-95)
 Champ Wrencher (1990-92)
 Kirt Hankton (1989)
 Byron Henson (1980-83)
 Taylor Hart (1948-50)

4
 Trayvon Reed (2015)
 Devin Waddell (2014)
 Dylan Spencer (2013)
 Lucas Hargrove (2007-10)
 Emanuel Willis (2006)
 Marco Killingsworth (2002-04)
 Chris Porter (1999-2000)
 Derek Caldwell (1998)
 Chris Davis (1995-96)
 Aaron Swinson (1992-94)
 Lewis Card (1979-80)
 Glenn Nixon (1948-1949)

5
 Cinmeon Bowers (2015)
 Shaquille Johnson (2013)
 Ty Armstrong (2010-11)
 Kelvin Lewis (2007)
 Jamison Brewer (2000-2001)
 Clifton Robinson (1998)
 Derek Caldwell (1995-97)
 Jim Duce (1980)

10
 Jordan Price (2013)
 Larry Williams Jr. (2008-10)
 Troy Gaines (2003-05)
 Scott Pohlman (1998-2001)
 Terrance Howard (1985-88)
 Robert Holler (1984)
 Rick Bolling (1982-83)
 Jim Devaney (1980-81)
 Bill Wallace (1974, 1976)
 Jim Krivacs (1975)
 Bill Kirkpatrick (1953-55)
 Frank Davis (1952)
 Jimmy Willet (1951)

Dwight Hitt (1950)
 Dick O'Cain (1947)
 Bob Seibert (1946)

11
 Dion Wade (2014)
 Josh Wallace (2010-13)
 Derrick Bird (2002-03)
 Reggie Sharp (2000-01)
 Phillip Thomas (1996)
Wesley Person (1991-94)
 David Williams (1988)
 Melvin Haralson (1986-87)
 Rodney Turner (1985)
 Greg Turner (1981-84)
 Mark Barnhizer (1977-79)
 Bill Turner (1974-75)
 Herbert Greene (1964-65)
 John Burnett (1961-63)
 George Cochran (1960)
 Joe Woods (1959)
 Sam Bowen (1958)
 Brownie Nelson (1955-56)
 Kay Slayden (1953)
 Vince Dooley (1952)
 Bill Mobberly (1951)
 Jack Sanderson (1946)

12
 K.C. Ross-Miller (2015)
 Nick Pellar (2013)
 DeWayne Reed (2007-10)
 Moses Edun (2004-06)
 Jay Heard (1999-2000)
 Alex Franco (1995)
 Leonard Smith (1993-94)
 Mitch Taylor (1992)
 Johnny Benjamin (1989)
 Gerald White (1984-87)
 Odell Mosteller (1982-83)
 Mike Christian (1972-74)
 Pat Cowart (1970-71)
 Mike Newell (1969)
 Bob Miller (1966-68)
 Larry Cart (1963-65)
 Porter Gilbert (1959-61)
 Bobby Tucker (1956-58)
 Travis Beatty (1953)
 Don Lanford (1949-51)
 Erskine Russell (1947-48)
 Connie McKelvey (1947)

13
 Tahj Shamsid-Deen (2014)
 Matt Heramb (2007-08)
 Brandon Robinson (2002-04)
 Bryant Smith (1996-99)
 Mike Jones (1986-88)
 Ritchie Welsh (1984)
 Chuck Johnson (1983)
 Sam Fitten (1982)
 Jack Glasgow (1948-50)

14
 Antoine Mason (2015)
 Drew Smith (2006-09)
 Michael O'Connor (2005)
 Charlton Barker (2000-2002)
 Reggie Gallon (1989-93)
 Johnny Lynn (1985-88)
 Tim James (1982-83)
 Roy McGrew (1979-80)
 Myles Patrick (1975-78)

Jimmy DeVenney (1960)
 Jerry Hart (1958)
 Jim Naftel (1955-56)
 Walt Stoudemire (1953)
 Inman Veal (1952)
 Roy Brawner (1949-51)
 Ted Krezmenski (1946)

15
 Tony Neysmith (2010-12)
 Brett Howell (2005-06)
 Danny Wicke (2003)
 Jimbo Tolbert (mgr.), (2000)
 Lance Weems (1993-96)
 Leonard Smith (1992)
 Larry Patrick (1990-91)
 Kelvin Ardister (1989)
 Frank Ford (1984-87)
 Kyle Anderson (1983)
 Thad Burgess (1979)
 Ted Henderson (1976-77)
 Paul Seymour (1975)
 Rex Howell (1973)
John Mengelt (1969-71)
 Alex Howell (1966-68)
 Tim Pearson (1963-65)
 Tommy Henderson (1959)
 Terry Chandler (1956-58)
 Robert Burgess (1955)
 Bill Fickling (1952-54)
 George Hill (1949-51)
 Jack Powell (1946)

16
 Miller (1947)

17
 Diffley (1947)
 Jack Colbert (1946)

18
 Ray Williams (1946)
 Herbert Burton (1942)

20
 Alex Thompson (2014-15)
 Frankie Sullivan (2009-10)
 Danny Wicke (2004)
 Mike Springfield (1995-1996)
 Shawn Stuart (1993-94)
 Dustin Hester (1988-1990)
 Aundrae Davis (1987)
 Wayne Bracy (1975-78)
 Tim Beavers (1972-74)
 Jimmy Walker (1969-71)
 Barry Timmerman (1968)
 Tee Faircloth (1965-67)
 Larry Chapman (1961-64)
 Bayward McManus (1958-60)
 Byrd Whigham (1954-55)
 John Logue (1953)
 Dick O'Cain (1946)
 Frank Mancini (1940-42)
 Ernest Pappas (1937-39)

21
 Malcolm Canada (2014)
 Shareif Adamu (2013)
 Rasheem Barrett (2006-09)
 Quinnel Brown (2004-05)
 Adam Harrington (2001-2002)
 Ronnie Battle (1989-93)
 Rob Jones (1986-87)
 Mark Cahill (1983-84)

Mark Reed (1982)
 Bubba Price (1977-80)
 Bob Mandula (1974-76)
 Jimmy Elliot (1972)
 Greg Austin (1970)
 Tom Perry (1967-69)
 All-Time Numerical Roster
 (Since 1936)
 Mike Keeble (1964)
 Billy Biles (1963)
 Bill Ross (1960-62)
 Jimmy Lee (1957-59)
 Henry Sturkie (1954-57)
 Jack Turner (1953-54)
 Bill Walters (1950-51)
 Andy Robinson (1949)
 Quentin Burgess (1945-46)
 Crawford Holmes (1937-39)

22
 C.J. Holmes (2013-14-15)
 Kenny Gabriel (2010-12)
 Scott Campbell (2005)
 Lewis Monroe (2002-04)
 Marin Bota (2001)
 Wes Flanigan (1994-97)
 John Caylor (1987-90)
 Robert Leak (1983)
 Randall Ridley (1982)
 Eric Stringer (1978-81)
 Eddie Johnson (1974-77)
 Gary England (1971-73)
 Carl Shetler (1968-70)
 Bobby Buisson (1965-67)
 John Blackwell (1962-64)
 Ray Groover (1958-61)
 Henry Sturkie (1956-57)
 R.T. Lee (1956)
 Doyle Haynes (1954)
 Jack Glasgow (1948-51)
 Dan Pridgen (1949-50)
 Joe Womack (1946)
 Shag Hawkins (1942)
 Fagan Canzoneri (1941)
 Tommie Edwards (1937-39)

23
 T.J. Lang (2015)
 Frankie Sullivan (2011-13)
 Quantez Robertson (2006-09)
 Toney Douglas (2005)
 Dwayne Mitchell (2002)
 Daymeon Fishback (1997-2000)
 Leroy Davis (1994-95)
 Rod Joyce (1990-93)
 Pete McBee (1988)
 Alvin Mumphord (1980-83)
 Dom Fucci (1976-77)
 Dan Cox (1974-75)
 Tommy Fibbe (1964-66)
 Harvey Johnston (1962)
 Jimmy Fibbe (1959-61)
 Kay Slayden (1954-56)
 Bob Smith (1951)
 Dick Webb (1949)
 Frank Williams (1947)
 Marvin Roberts (1946)
 Bob Dunbar (1941)
 J.P. Streetman (1939-40)
 Andrew Curlee (1936-37)



All-Time Numerical Roster (Since 1936)

24
 Jack Purchase (2015)
 Brian Greene, Jr. (2013)
 T.J. Rice (2011-12)
 Tay Waller (2009-10)
 Quan Prowell (2007-08)
 Nathan Watson (2002-05)
 Dudley Smith (1998)
 Moochie Norris (1995)
 Derrick Dennison (1988-90)
 Donnie Butcher (1983-84)
 Mark Cahill (1981-82)
 Kenny Carter (1980)
 Stan Pietkiewicz (1975-78)
 Gusty Nordgren (1961)
 John Gibrant (1960)
 Ty Samples (1958-59)
 Jim O'Donnell (1953-56)
 Roger Weldon (1951-52)
 Joe Sterling (1947-49)
 Rod Lancaster (1946)
 Earl Tanner (1940-42)
 Theron Karge (1937)

25
 Jordan Granger (2013-14-15)
 Jake Drum (2009-12)
 Adam Luquire (2007-08)
 Kendall Mack (1998)
 Reid Clark (1995-96)
 Tommy Dyer (1994)
 Mark Hutton (1993)
 Marcus Ford (1990)
 Matt Geiger (1988-89)
 Gary Godfrey (1985-86)
 Terry Martin (1984)
 Bill Sawyer (1981-82)
 Taylor Hart (1980)
 Kirk Powers (1978-79)
 Bob Osberry (1973-74)
 Henry Harris (1970-72)
 Tim Christian (1967-68)
 Gary Lambert (1966)
 Bill Tinker (1961-64)
 Henry Hart (1957-60)
 Jim Diamond (1954-56)
 J.P. Farish Jr. (1951-53)
 Gene Hoele (1950)
 Emmett McAfee (1949)
 Johnny Adcock (1946)
 Marvin Motley (1941-42)
 Red Childers (1937-38)
 Buddy Crew (1936)

26
 Bill Dudley (1938)

27
 Ray Williams (1946-48)
 Billy Ray (1946)
 Frank Hamm (1937)

28
 Joel Eaves (1935-37)

29
 Tom Martin (1940-41)
 Cecil Wallace (1937-39)

30
 Brendon Knox (2009-10)
 Jamaal Arnold (2003)
 Johnathan Lewis (2001)
 Keenan Carpenter (1988-1989)

Randy Price (1982)
 Mike Mitchell (1975-78)
 Brent Sutton (1972-74)
 Bob Wills (1968-69)
 Joe Millsap (1965-67)
 Lamar Henry (1962-64)
 David Vaughn (1959-61)
 Mack Lee (1953-54)
 John Lockard (1951)
 Ray Gibson (1938-40)
 Rogers (1937)

31
 Devin Waddell (2015)
 Benas Griucunas (2014)
 Mack McGadney (1999-2002)
 Pat Burke (1993-97)
 Richard Smith (1990-91)
 Vern Strickland (1984-86)
 David Cunningham (1974-75)
 Tim Ash (1970-71)
 Harold Carden (1966)
 Curt O'Daniel (1962-65)
 Mack Kirkland (1961)
 Johnny Cochran (1952-54)
 Leroy Sudduth (1951)
 Malvern Morgan (1937-39)

32
 Noel Johnson (2012-13)
 Korvotney Barber (2006-08)
 Rodney Tucker (2003-04)
 John Gomillion (1998)
 Ray Donald (1995-96)
 Corey Walker (1989)
 Darren Guest (1985-86)
 Darrell Lockhart (1980-83)
 Gary Redding (1973-76)
 Jim Retseck (1971-72)
 Ron Jackson (1968-70)
 Lee DeFore (1963-66)
 Jim Leonard (1961)
 Jorge Haeussler (1960)
Rex Frederick (1957-59)
 Mack Lee (1955)
 Jim Martin (1952-54)
 Dan Pridgen (1951)
 Shag Hawkins (1941)
 Rex McKissick (1936-38)

33
 Earnest Ross (2010-11)
 Ronny LeMelle (2003-06)
 Donny Calton (2000-2003)
 Michael Hardin (1992)
 John Walker (1988)
 Carey Holland (1984-85)
 Tim Tipton (1983)
 Frank Poindexter (1980-82)
 Glen Moon (1974-76)
 Dan Kirkland (1971-72)
 Wallace Tinker (1967-69)
 Jimmy Montgomery (1965-66)
 John Salter (1962-63)
 Harvey Johnston (1961)
 Terry Hinote (1960)
 J.B. Bearden (1958)
 Gordon Mummert (1952-53)
 Bill Dawson (1951)
 Bob Dickinson (1938-39)
 John Rouche (1937)

34

Johnnie Lett (2009-10)
 Kyle Davis (2001-04)
 Mamadou N'diaye (1997-2000)
 Cameron Boozer (1992-93)
 Robert McKie (1989-91)
 Chris Morris (1985-88)
Charles Barkley (1982-84)
 Bob Bond (1974-76)
 Billy Smith (1972)
 Mike Pugh (1971)
 Bobby York (1970)
 David Hurt (1967-69)
 Randy Thomas (1965-66)
 Mack Kirkland (1962-63)
 John Salter (1961)
 Manley Johnson (1958)
 Bob Miller (1953-54)
 Ben Park (1942-42)
 Orville Ginter (1938)

35
 Ryan Brooks (2007-08)
 Ryan Daniel (2005)
 Johnathan Lewis (2003-04)
 Jeff Switzer (1992-93)
 Brian Sheppard (1983)
 Pepto Bolden (1974-77)
 Sylvester Davenport (1973)
 Al Leaphart (1970-72)
 Randall Walker (1967-69)
 Rex Etheridge (1967-68)
 Joe Newton (1963-65)
 Leon Posey (1960-62)
 Bill McGriff (1956-58)
 Bob Fenn (1952-53)

40
 Doug Merrell (2011)
 Lincoln Glass (2001-02)
 Abe Smith (1999-2000)
 Zane Arnold (1989-91)
 Jeff Moore (1985-88)
 Michael Rutledge (1984)
 Dale Deschamps (1975-76)
 Rich Gortney (1974)
 Jerry Lamberson (1973)
 Tom Bardin (1971)
 Joe Sigur (1969)
 Bill Anderson (1967)
 Freddie Guy (1963-65)
 John Helmlinger (1960-62)
 Bill Gregory (1956-59)
 Dan Fausett (1953)

41
 Mathew Atewe (2014)
 Rob Chubb (2010-13)
 Alvin Jefferson (1996-97)
 Aubrey Wiley (1992-94)
 Benny Anthony (1977-80)
 Emmett Thomas (1974-76)
 Albert Johnson (1972-73)
 Mike Poole (1971)
 Mike Scott (1969)
 Ronnie Quick (1966-67)
 Billy Ingram (1962-63)

42
 Cole Stockton (2015)
 Francis Aihe (2009)
 Joey Cameron (2006)
 Adrian Chilliest (1996-99)
 Rich Valavicius (1979-80)

Cedrick Hordges (1976-77)
 Roger Jorgensen (1974-75)
 Ralph Smith (1971-73)
 Bill Alexander (1968-70)
 Layton Johns (1961-63)
 Thomas Coleman (1956)
 Bob Wright (1953)

43
 Cameron Boozer (1991)

44
 Dylan Spencer (2010-12)
 Chris Rogers (2005)
 Dwayne Curtis (2004)
 David Hamilton (1999-2000)
 Franklin Williams (1995-98)
 Chris Brandt (1988-92)
 Jeffrey McFadden (1987)
 Ricky Short (1986)
 Earl Hayes (1982-83)
 Earl Banks (1978-81)

45
 Adrian Forbes (2011-12)
 Kyle Derozan (2005)
 Adrian Person (1999)
 Jeremy Beasley (1997-98)
 Chuck Simms (1990-91)
Chuck Person (1983-86)
 Bobby Cattage (1978-81)

50
 Willy Kouassi (2012)
 Doc Robinson (1997-2000)
 Dennis Tindle (1976-77)
 Ray Woodward (1974-75)

51
 Gary Godfrey (1982-83)
 Scott Bell (1980)

52
 Joe Baldrian (1975)

53
 Matt Baggett (2002)
 Orenn Fells (2001)

54
 Willie Jones (1992)
 Brian Baumgartner (1990)
 Howard Spencer (1984-85)
 Jeff Adams (1976-79)
 Mike Roach (1974-75)
 Ernie Magri (1972-73)

55
 Chris Lollar (2003-04)
 Randy Hughes (1998)

Players Retired Jerseys in BOLD

DID YOU KNOW? ...
 The following numbers are currently legal: **00, 0, 1, 2, 3, 4, 5, 10, 11, 12, 13, 14, 15, 20, 21, 22, 23, 24, 25, 30, 31, 32, 33, 34, 35, 40, 41, 42, 43, 44, 45, 50, 51, 52, 53, 54, 55.**

Team rosters can include 0 or 00, but not both. From 1958 to 1999, the numbers 1 and 2 were prohibited.



Auburn on Television

Season/Opponent	AU-Opp	1982-83	vs. Indiana+ (#3) (CBS)	90-107	at Miss. State (#21)(SS)	70-69
1949-50		at UAB (Ind.)	1987-88		vs. South Carolina*	81-66
at Georgia Tech (WSB)	49-65	at Florida	vs. Villanova (USA)	65-64	vs. Kentucky (#3)*	81-93
1959-60		at Vanderbilt	Florida	72-67	1995-96	
Kentucky	61-60	Season/Opponent	at Kentucky (#1) (ESPN)	53-52	vs. Louisville(#13)(WDRB-TV)	82-78
1963-64		Georgia	Mississippi State	65-57	Arkansas	101-76
Vanderbilt (#5)	81-63	at Tennessee (ESPN)	LSU	69-78	LSU	95-87
1964-65		LSU (NBC)	Season/Opponent	AU-Opp	at Vanderbilt	62-76
at Vanderbilt	77-105	Ole Miss (ESPN)	at Florida (#10) (ESPN)	58-57	at Florida (SportsSouth)	73-70
1965-66		vs. Alabama*	Georgia	64-57	at Arkansas	77-87
at LSU	74-66	1983-84	at Alabama	77-82	Season/Opponent	AU-Opp
Kentucky (#1)	64-77	at UAB (ESPN)	vs. Georgia*	60-65	Kentucky (#1) (ESPN)	73-88
1966-67		vs. Wake Forest (#10) (ESPN)	vs. Bradley+ (#11) (ESPN)	90-86	at Mississippi State	51-67
Vanderbilt (#9)	64-51	Florida	vs. Oklahoma+ (#8) (CBS)	87-107	vs. Vanderbilt*	68-65
at Kentucky	58-60	Kentucky(#2)(WTBS)	1988-89		vs. Mississippi State* (#25)	58-69
1967-68		at Georgia	at Vanderbilt (ESPN)	77-93	1996-97	
Kentucky (#9)	74-73	LSU (#10) (WTBS)	at Mississippi State	56-69	at UAB (WBMG-TV)	57-64
1968-69		Ole Miss (USA)	Georgia (ESPN)	62-75	vs. Murray State (FSS)	86-72
Tennessee	71-60	at Florida	at Tennessee	72-89	Arkansas	55-56
1969-70		at Kentucky (#6)	at Alabama (ESPN)	58-74	Florida	79-65
Tennessee	77-64	at Vanderbilt (ESPN)	at Georgia	76-80	Kentucky (#4)	53-77
1970-71		at LSU (CBS)	vs. Ole Miss*	68-80	at Georgia (CBS)	48-53
Florida	85-70	Mississippi State (WTBS)	1989-90		Alabama (ESPN)	72-62
at Alabama	92-76	Alabama	at Ole Miss	72-80	at Arkansas (ESPN)	42-75
1971-72		vs. Vanderbilt*	Tennessee	89-83	Vanderbilt (FSS)	61-75
Alabama	78-79	vs. Tennessee*	at LSU (#11)	71-82	at Alabama (FSS)	50-55
at Tennessee	70-80	vs. Kentucky* (#3)	at Vanderbilt (ESPN)	87-74	Ole Miss	63-71
1972-73		vs. Richmond+ (ESPN)	vs. LSU* (#11)	78-76	vs. Tennessee*	67-54
LSU	60-79	1984-85	vs. Alabama*	71-87	vs. Kentucky* (#6)	50-92
1973-74		vs. UAB (ESPN)	1990-91		1997-98	
LSU	76-87	vs. VCU (Ind.)	Alabama (ESPN)	56-68	vs. Temple (#24) (FSS)	42-68
1974-75		at Kentucky (WTBS)	at Ole Miss	62-60	Alabama	94-40
at LSU	87-78	Ole Miss (USA)	Vanderbilt	59-80	South Carolina (#14)	56-61
Florida	76-75	Kentucky (NBC)	Kentucky (#10) (ESPN)	81-89	Ole Miss (#12) (FSS)	68-67
Alabama (#7)	76-70	Georgia (USA)	Tennessee (ESPN)	74-65	Mississippi State	68-66 (ot)
1975-76		vs. Ole Miss*	Georgia	77-86	at Florida (Sunshine)	64-81
at LSU	102-86	vs. LSU*	vs. LSU* (#16)	92-77	at Arkansas (#18)	83-107
at Florida		vs. Florida*	vs. Alabama* (#24)	59-77	Kentucky (#7)	58-83
92-86		vs. Alabama* (NBC)	1991-92		vs. Florida*	64-68
Georgia	88-79	vs. Purdue+ (ESPN)	at UNLV (SportsChannel)	82-85	1998-99	
1976-77		vs. Kansas+ (#13) (CBS)	at Ole Miss	96-83	at Hawaii (KFVE-TV)	84-57
at LSU	73-77	vs. North Carolina+ (#7)(CBS)	at Vanderbilt (ESPN)	83-89	at Florida State (FSS)	80-68
Tennessee83-93		1985-86	Kentucky (#19)	67-85	Wofford (CSS)	79-51
1977-78		vs. West Virginia (Ind.)	Arkansas (#9)	74-82	at Navy (FoxNet)	88-70
at Tennessee	76-80	at UAB (#16) (ESPN)	1992-93		Bethune-Cookman (CSS)	99-46
Alabama	74-81	at Mississippi State	Florida	73-76	Tennessee (CSS)	90-62
Mississippi State	85-74	at Alabama (USA)	at South Carolina (ESPN)	83-81	Arkansas (#18)	83-66
1978-79		Florida (USA)	Tennessee	88-75	Florida (CBS)	88-69
Alabama (#18)	76-83	at Tennessee	Vanderbilt (#15)	70-73	at Kentucky (#7)	62-72
Mississippi State	72-74	Alabama (#18) (ESPN)	at Kentucky (#2) (SportSouth)	78-80	at Alabama (CSS)	73-58
vs. Vanderbilt*	59-53	at Georgia (ESPN)	Arkansas (#13)	81-80	Mississippi State (CSS)	64-54
vs. Georgia*	95-91 (4ot)	vs. Mississippi State*	vs. Tennessee*	76-78	at Georgia	85-74
vs. Tennessee* (#20)	65-74	vs. Arizona+ (CBS)	1993-94		LSU (FSS)	80-54
1979-80		vs. St. John's+ (#4) (CBS)	at LSU	72-83	Ole Miss (ESPN)	95-66
at Kentucky	65-67	vs. UNLV+ (#11) (CBS)	Mississippi State	86-91 (ot)	Alabama (CSS)	102-61
at Ole Miss (NBC)	54-71	vs. Louisville+ (#7) (CBS)	at Ole Miss	85-88 (2ot)	at Arkansas	88-104
Vanderbilt	73-77	1986-87	Alabama (ESPN)	69-74	vs. Alabama*	93-61
vs. Georgia*	79-71	at Mississippi State	Kentucky (#7) (ABC)	74-91	vs. Kentucky* (#14)	57-69
vs. Kentucky*	61-69	at Alabama (#13) (USA)	at Miss. State (SportSouth)	76-65	vs. Winthrop+ (CBS)	80-41
1980-81		Ole Miss	vs. Vanderbilt*	81-56	vs. Oklahoma State+ (CBS)	81-74
LSU (#5)	64-74	at LSU	vs. Alabama*	55-83	vs. Ohio St.+ (#14) (CBS)	64-72
Florida (NBC)	50-55	UNLV (#3) (ABC)	1994-95		1999-00	
vs. Florida*	48-50 (ot)	at Kentucky	at UAB (WBMG-TV)	60-54	UAB (FSS)	65-59
1981-82		Mississippi State (USA)	at Kentucky (#6)	64-98	Arkansas-Pine Bluff(CSS)	100-44
Florida	80-60	Alabama (#12)	Ole Miss (ESPN)	88-74	vs. Stanford (#7) (KCaI9)	58-67
Mississippi State (NBC)	62-49	LSU	LSU	73-76	Florida State (FSS)	55-54
Kentucky (#9)	83-81 (ot)	vs. Kentucky*	Arkansas (#4) (ABC)	104-90	vs. Pennsylvania (ESPN)	77-70
vs. Mississippi State*	38-36 (ot)	vs. Alabama* (#9)	Florida (#23) (SportsCh.)	77-71	Coppin State (CSS)	63-35
vs. Kentucky* (#15)	66-89	vs. San Diego+ (CBS)	at Alabama (#20)	63-65	vs. Bradley (Comcast)	78-64



Auburn on Television

Southern Miss (CSS)	56-50	Colorado State (FSS)	84-54	Arkansas (ESPN2)	70-76	Arkansas (SECN)	55-57
Georgia	67-52	Air Force (Comcast)	68-49	at Florida (Raycom)	56-72	Ole Miss (SECN)	76-73
Kentucky (#20) (ESPN)	66-63	at UNLV (ESPN)	69-82	Ole Miss (#15) (FSN)	80-77	at LSU (FSN)	60-51
at Mississippi State	51-45	at Vanderbilt	53-59	at Alabama (Raycom)	77-97	<u>Georgia* (SECN)</u>	<u>51-69</u>
South Carolina (CSS)	65-61	South Carolina	51-53 (ot)	at Vanderbilt (#18) (FSN)	71-78	2011-12	
at Ole Miss	77-79 (ot)	at Alabama (FSS)	46-69	Kentucky (Raycom)	63-66	at Seton Hall (ESPNU)	59-81
at Tennessee (#11) (ESPN)	76-105	at Florida (#17) (CBS)	52-68	Mississippi State (FSN)	64-83	South Florida (CSS)	52-40
Mississippi State	73-57	at Arkansas	52-74	at Ole Miss (FSN)	90-78	at Hawaii (ESPNU)	65-62
Alabama (CSS)	77-63	at Ole Miss (FSS)	68-72	Alabama (CBS)	88-76	vs. Long Beach State (ESPN2)	43-64
Arkansas	73-55	Kentucky (#9)	59-68	South Carolina (FSN)	63-69	vs. UTEP (ESPN2)	76-83
Ole Miss (FSS)	75-72	Alabama (ESPN)	71-72	at Arkansas (ESPN Classic)	64-77	Georgia Southern (CSS)	78-75
at Alabama (ESPN)	64-68	at Tennessee (FSS)	69-75	<u>vs. Vanderbilt* (#17) (Raycom)</u>	<u>82-93</u>	at Vanderbilt (SECN)	35-65
at Florida (#9) (CBS)	59-88	at LSU (Comcast)	78-66	2008-09		Kentucky (#2) (SECN)	53-68
Season/Opponent	AU-Opp	<u>vs. Georgia*</u>	<u>59-73</u>	at Xavier (CBCS)	74-81	Ole Miss (SECN)	69-68 (2ot)
LSU (#12)	53-55	2004-05		at Virginia (FSN)	58-56	at LSU (ESPNU)	58-65 (ot)
at Arkansas (CBS)	55-64	vs. Virginia (#24) (FSN)	87-89	Alabama A&M (CSS)	82-40	South Carolina (SECN)	63-52
vs. Florida* (#10)	77-70	Season/Opponent	AU-Opp	Southeastern La. (CSS)	77-65	at Arkansas (CSS)	53-56
vs. South Carolina*	77-72 (ot)	Wofford (CSS)	78-85	Tulane (CSS)	78-53	at Tennessee (ESPN2)	49-64
vs. Arkansas* (CBS)	67-75	at Coll. of Charleston (FSN)	76-61	Florida (Raycom)	65-68	Georgia (SECN)	59-51
vs. Creighton+ (CBS)	72-69	UNLV (ot) (FSN)	87-91	Season/Opponent	AU-Opp	at Miss. St. (#19) (SECN)	88-91
<u>vs. Iowa State+ (#6) (CBS)</u>	<u>60-79</u>	Belmont (CSS)	73-69	at Kentucky (Raycom)	64-73	Alabama (ESPNU)	50-68
2000-01		Florida (ot) (Sunshine)	78-84	at Arkansas (Raycom)	73-51	at Ole Miss (FSN)	54-61
Jacksonville State (CSS)	91-51	Ole Miss (FSN)	72-79	Tennessee (Raycom)	78-77	Season/Opponent	AU-Opp
Mercer (CSS)	88-92	at Arkansas	59-95	Mississippi State (FSN)	91-76	Mississippi State (#23) (FSN)	65-55
South Alabama (CSS)	66-68	Tennessee (FSN)	62-59	at Mississippi State (FSN)	76-58	at Florida (#11) (ESPNU)	47-63
UL-Lafayette (CSS)	93-86	at Kentucky (#5)	73-81	at Alabama (ESPN)	77-73	Arkansas (SECN)	71-77
Grambling (CSS)	104-60	LSU	64-77	LSU (#11) (Raycom)	69-53	at Alabama (SECN)	49-55
vs. Detroit (Comcast)	75-72	Arkansas	77-64	vs. Florida* (Raycom)	61-58	LSU (CBS)	67-52
vs. Oregon (ESPN2)	101-97 (ot)	vs. Vanderbilt*	77-73	vs. Tennessee* (Raycom/ESPN)	85-94	Ole Miss* (SECN)	54-68
Georgia Southern (FSS)	93-79	<u>vs. LSU*</u>	<u>58-89</u>	Baylor@ (ESPN)	72-74	2012-13	
Southern Miss (FSS)	73-69	2005-06		2009-10		vs. Murray State (ESPN3)	59-79
LSU	85-69	Gardner-Webb (CSS)	70-43	Virginia (CSS)	68-67	at Col. of Charleston (ESPN3)	55-51
Florida (#14) (CSS)	63-65	SE Louisiana (CSS)	66-51	at Florida State (FSN)	72-76	vs. Dayton (ESPN3)	63-73
Arkansas	71-63	Temple (CSS)	73-42	Sam Houston State (CSS)	89-107	at Boston College (ESPN3)	49-50
at Mississippi State (FSS)	74-85	Winthrop (FSN)	64-62	South Carolina (SECN)	71-80	DePaul (ESPNU)	76-80
Alabama (#14) (CSS)	72-69 (ot)	at Vanderbilt (JP)	50-74	at Tennessee (ESPN2)	55-81	Winthrop (CSS)	67-74
at Kentucky (#15)	78-90	Alabama (JP)	52-56	Kentucky (SECN)	67-72	vs. Illinois (--,12) (BTN)	79-81
vs. Tennessee* (#24)	66-73	at Florida (#2) (FSN)	57-69	at LSU (SECN)	84-80	Florida State (FSN)	78-72
at <u>Purdue@ (ESPN)</u>	<u>61-79</u>	Kentucky (ESPN)	62-71	at Vanderbilt (SECN)	74-82	LSU (CSS)	68-63
2001-02		Georgia (JP)	66-65	Ole Miss (ESPNU)	74-84	at South Carolina (SECN)	74-71
vs. Virginia (#7) (Comcast)	72-77	at Mississippi State (FSN)	53-71	Alabama (SECN)	58-57	at Arkansas (SECN)	80-88 (2ot)
vs. Marshall (Comcast)	78-60	at Arkansas (FSN)	64-84	at Arkansas (SECN)	79-82 (ot)	Kentucky (ESPNU)	53-75
South Alabama (FSS)	73-58	LSU (#25) (FSN)	61-65	Georgia (CSS)	82-63	at Vanderbilt (ESPN3)	61-73
Arkansas (FSS)	77-83	at Ole Miss (FSN)	58-54	at Mississippi State (FSN)	75-85 (ot)	Ole Miss (--,23) (FSN)	61-63
Alabama (#14) (FSS)	59-56	<u>vs. Vanderbilt*</u>	<u>71-76</u>	at Florida (ESPN)	70-78	at Georgia (CSS)	49-57
Kentucky (#8) (ESPN)	62-69	2006-07		Arkansas (FSN)	92-83	at Missouri (--,17) (SECN)	77-91
at Tennessee	59-82	vs. Oklahoma State (CSTV)	65-66	at Ole Miss (SECN)	75-85	Alabama (SECN)	49-37
Mississippi State (JP)	64-72	Pittsburgh (#2) (CSS)	66-74	LSU (FSN)	74-59	at Kentucky (SECN)	62-72
at Arkansas (JP)	60-62	South Alabama (CSS)	82-71	Mississippi State (SECN)	89-80	Arkansas (CSS)	75-83
at Florida (#8) (JP)	61-89	Texas A&M (#13) (CSS)	58-87	at Alabama (SECN)	61-73	Florida (--,7) (SECN)	52-83
vs. Florida* (#11)	63-81	at Southern Miss (CSS)	54-56	<u>vs. Florida* (SECN)</u>	<u>69-78</u>	Texas A&M (ESPN3)	56-65
2002-03		Vanderbilt (FSN)	68-65	2010-11		at Ole Miss (FSN)	55-88
Georgia State (Comcast)	100-71	at Kentucky (LFS)	57-84	Middle Tennessee State (CSS)	68-66	at Alabama (ESPNU)	43-61
S.C. State (Comcast)	85-65	at LSU (#13) (LFS)	63-65	vs. Rutgers (ESPN2)	54-63	Vanderbilt (ESPN2)	55-62
Rutgers (FSS)	82-70	Tennessee (#22)	83-80	at South Florida (ESPNU)	49-61	Tennessee (CSS)	75-82
Alabama (#9) (JP)	77-68	Alabama (#12) (ESPN)	81-57	Florida State (FSN)	65-60	at Mississippi State (FSN)	71-74 (ot)
at Kentucky (#8) (FSS)	51-67	Florida (#1) (FSN)	66-91	LSU (FSN)	55-62	<u>vs. Texas A&M* (SECN)</u>	<u>62-71</u>
at Georgia (#19) (JP)	79-85	at Arkansas (LFS)	57-65	at Kentucky (#13) (ESPNU)	54-78	2013-14	
at Alabama (PPV)	68-84	at Alabama (#25) (FSN)	86-77	at Mississippi State (FSN)	66-85	at Iowa State (ESPNU)	70-99
at Ole Miss (FSS)	80-75	at Ole Miss	79-83	Florida (ESPN)	40-45	vs. Iowa (FSN)	62-81
Florida (#4) (JP)	70-73	<u>vs. Georgia*</u>	<u>65-80</u>	Alabama (CSS)	58-68	Clemson (FSN)	66-64
at Mississippi State (#21)	45-67	2007-08		at Arkansas (ESPNU)	64-73	Boston College (CSS)	77-67
vs. Tennessee* (JP)	66-53	vs. George Washington (SS)	74-70	at South Carolina (SECN)	79-64	Ark.-Pine Bluff (CSS)	91-59
vs. Kentucky* (#2) (JP)	58-78	vs. West Virginia (ESPN2)	59-88	Tennessee (ESPN2)	56-69	at Ole Miss (ESPN2)	62-65
vs. St. Joseph'+ (CBS)	65-63	vs. Southern (CSS)	71-63	at Georgia (SECN)	72-81 (ot)	Missouri (ESPNU)	68-70
vs. Wake Forest+ (#8) (CBS)	68-62	Alabama A&M (CSS)	67-56	Mississippi State (FSN)	65-62	at Tennessee (CSS)	67-78
<u>vs. Syracuse+ (#12) (CBS)</u>	<u>78-79</u>	Towson (CSS)	79-59	at Ole Miss (SECN)	59-90	Florida (SEC-TV)	61-68
2003-04		Texas A&M-C.C. (CSS)	76-58	Vanderbilt (#18) (SECN)	60-77	at Mississippi State (ESPN3)	74-82
Western Kentucky (FSS)	86-64	Xavier (FSN)	57-80	at Alabama (SECN)	49-51	at Arkansas (FSN)	67-86



Auburn on Television

Alabama (ESPN3)	74-55	Xavier (SECN)	89-82 (2ot)	vs. Mississippi State* (SECN)	74-68
Georgia (SEC-TV)	74-67	Texas Southern (SECN+)	61-60	vs. Texas A&M* (SECN)	66-59
at South Carolina (ESPN3)	79-74	Middle Tennessee (SECN)	64-48	vs. LSU* (SECN)	73-70 (ot)
at LSU (SEC-TV)	80-87	North Alabama (SECN)	82-61	vs. #1 Kentucky * (ESPN)	67-91
Kentucky (SEC-TV)	56-64	at Vanderbilt (ESPNU)	52-64		
Mississippi State (SEC-TV)	92-82	Missouri (SECN)	85-79	*SEC Tournament	
Florida (FSN)	66-71	at Florida (ESPN2)	55-75	+NCAA Tournament	
Vanderbilt (FSN)	59-67	South Carolina (SECN)	71-68	@National Invitation Tournament	
South Carolina (FSN)	83-67	Mississippi State (SECN)	71-78		
at Alabama (ESPNU)	57-73	at Alabama (SECN)	55-57	(National Rankings in parenthesis)	
Tennessee (SEC-TV)	54-82	Texas A&M (SECN)	61-71	(Bold -- Games won by Auburn)	
at Texas A&M (SEC-TV)	69-64	at Tennessee (ESPN2)	63-71		
vs. South Carolina* (SEC-TV)	56-74	at LSU (ESPN2)	81-77		
Milwaukee (ESPNU)	83-73	Ole Miss (SECN)	79-86		
at Colorado (ESPN2)	59-90	Arkansas (-,23) (ESPNU)	87-101		
Louisiana (FSN)	105-80	at Georgia (FSS)	69-68		
vs. Tulsa (ESPNU)	35-53	Alabama (ESPNU)	68-79		
vs. Oregon State (ESPN3)	71-69	at Kentucky (-,1) (ESPN)	75-110		
at Texas Tech (SECN)	44-46	LSU (ESPNU)	61-84		
Coastal Carolina (FSN)	54-58	at Texas A&M (SECN)	55-80		
at Clemson (ESPN3)	61-72	at Missouri (SECN)	61-63		
Winthrop (SECN)	80-62	Georgia (SECN)	61-64		

Television Summary	
Total TV Appearances:	519 (238-281, 459)
Conference Syndication:	264 (104-160, 394)
ABC:	3 (1-2, .333)
Big Ten Network:	1 (0-1, .000)
CBS:	26 (13-13, .500)
CBSCS/CSTV:	2 (0-2, .000)
College Sports Southeast:	18 (18-0, 1.000)
Comcast (CSS):	39 (26-13, .667)
NBC:	6 (2-4, .333)
ESPN:	46 (18-28, .391)
ESPN2:	15 (2-13, .133)
ESPN3:	11 (4-7, .364)
ESPNU:	21 (2-19, .095)
ESPN Classic:	1 (0-1, .000)
FSN South:	74 (41-33, .554)
Independent:	12 (7-5, .583)
SEC-TV:	25 (12-13, .480)
SportsChannel:	2 (1-1, .500)
SportsSouth:	1 (1-0, 1.000)
Sunshine Network:	2 (0-2, .000)
USA:	8 (5-3, .625)
WTBS:	4 (3-1, .750)
Home Games on TV:	234 (137-97, .585)
Away Games on TV:	179 (45-134, .251)
Neutral Games on TV:	106 (48-58, .453)

SEC Regular Season & Tournament Champions

Year	Regular Season Champion (SEC Record, Overall)	Tournament Champion
1933	Kentucky (8-0, 20-3)	Kentucky
1934	Alabama (13-2, 16-2)	Alabama
1935	LSU (12-0, 14-1), Kentucky (11-0, 19-2)	
1936	Tennessee (8-4, 15-6)	Tennessee
1937	Kentucky (5-3, 17-5)	Kentucky
1938	Georgia Tech (9-2, 18-2)	Georgia Tech
1939	Kentucky (5-2, 16-4)	Kentucky
1940	Kentucky (4-4, 15-6)	Kentucky
1941	Tennessee (8-3, 17-5)	Tennessee
1942	Kentucky (6-2, 19-6)	Kentucky
1943	Tennessee (6-3, 14-4)	Tennessee
1944	Kentucky (0-0, 19-2)	Kentucky
1945	Kentucky (4-1, 22-4)	Kentucky
1946	Kentucky (6-0, 28-2)	Kentucky
1947	Kentucky (11-0, 34-3)	Kentucky
1948	Kentucky (9-0, 36-3)	Kentucky
1949	Kentucky (13-0, 32-2)	Kentucky
1950	Kentucky (11-2, 25-5)	Kentucky
1951	Kentucky (14-0, 32-2)	Vanderbilt
1952	Kentucky (14-0, 29-3)	Kentucky
1953	LSU (13-0, 25-2)	
1954	Kentucky (14-0, 25-0), LSU (14-0, 21-5)	
1955	Kentucky (12-2, 23-3)	
1956	Alabama (14-0, 21-3)	
1957	Kentucky (12-2, 23-5)	
1958	Kentucky (12-2, 23-6)	
1959	Mississippi State (13-1, 24-1)	
1960	Auburn (12-2, 19-3)	
1961	Mississippi State (11-3, 19-6)	
1962	Mississippi State (13-1, 24-1), Kentucky (13-1, 23-3)	
1963	Mississippi State (12-2, 22-6)	
1964	Kentucky (11-3, 21-6)	
1965	Vanderbilt (15-1, 24-4)	
1966	Kentucky (15-1, 32-2)	
1967	Tennessee (15-3, 21-7)	
1968	Kentucky (15-3, 22-5)	
1969	Kentucky (16-2, 23-5)	
1970	Kentucky (17-1, 26-2)	
1971	Kentucky (16-2, 22-4)	
1972	Kentucky (14-4, 21-7), Tennessee (14-4, 19-6)	
1973	Kentucky (14-4, 20-8)	

Year	Regular Season Champion (SEC Record, Overall)	Tournament Champion
1974	Vanderbilt (15-3, 23-3), Alabama (15-3, 22-4)	
1975	Kentucky (15-3, 26-5), Alabama (15-3, 22-5)	
1976	Alabama (15-3, 23-5)	
1977	Tennessee (16-2, 22-6), Kentucky (16-2, 26-4)	
1978	Kentucky (16-2, 30-2)	
1979	LSU (14-4, 23-6)	Tennessee
1980	Kentucky (15-3, 29-6)	LSU
1981	LSU (17-1, 31-5)	Ole Miss
1982	Kentucky (13-5, 22-8)	Alabama
1983	Kentucky (13-5, 23-8)	Georgia
1984	Kentucky (14-4, 29-5)	Kentucky
1985	LSU (13-5, 19-10)	Auburn
1986	Kentucky (17-1, 32-4)	Kentucky
1987	Alabama (16-2, 28-5)	Alabama
1988	Kentucky (13-5, 27-6)	Vacated
1989	Florida (13-5, 21-13)	Alabama
1990	Georgia (13-5, 20-9)	Alabama
1991	LSU (13-5, 20-10), Miss. State (13-5, 20-9)	Alabama
1992	Arkansas (13-3, 26-8)	Kentucky
1993	Vanderbilt (14-2, 28-6)	Kentucky
1994	Arkansas (14-2, 31-3)	Kentucky
1995	Kentucky (14-2, 28-5)	Kentucky
1996	Kentucky (16-0, 34-2)	Mississippi State
1997	South Carolina (15-1, 24-8)	Kentucky
1998	Kentucky (14-2, 35-4)	Kentucky
1999	Auburn (14-2, 29-4)	Kentucky
2000	Florida (12-4, 29-8), Kentucky (12-4, 23-10) LSU (12-4, 28-6), Tennessee (12-4, 26-7)	Arkansas
2001	Kentucky (24-10, 12-4), Florida (24-7, 12-4)	Kentucky
2002	Alabama (12-4, 27-8)	Mississippi State
2003	Kentucky (16-0, 32-4)	Kentucky
2004	Mississippi State (14-2, 26-4)	Kentucky
2005	Kentucky (14-2, 28-6)	Florida
2006	LSU (14-2, 27-9)	Florida
2007	Florida (13-3, 35-5)	Florida
2008	Tennessee (14-2, 31-5)	Georgia
2009	LSU (13-3, 27-8)	Mississippi State
2010	Kentucky (14-2, 35-3)	Kentucky
2011	Florida (13-3, 29-8)	Kentucky
2012	Kentucky (16-0, 38-2)	Vanderbilt
2013	Florida (14-4, 29-8)	Ole Miss
2014	Florida (18-0, 36-2)	Florida
2015	Kentucky (18-0, 38-1)	Kentucky



All-Time SEC Standings

**All-Time SEC Standings
(Conference Games Only, 1933-2015)**

Team	Yrs.	Won	Lost	Pct.	Championships
Kentucky	82	943	263	.782	46
Alabama	82	757	578	.567	7
Tennessee	82	702	542	.564	9
Vanderbilt	83	664	606	.523	3
Arkansas	24	204	186	.523	2
LSU	83	651	637	.505	10
Florida	82	598	623	.490	7
Texas A&M	3	26	28	.481	0
Auburn	82	574	706	.448	2
Mississippi State	82	564	738	.433	6
Missouri	3	23	31	.426	0
Georgia	83	521	745	.412	1
Ole Miss	82	487	794	.380	0
South Carolina	24	144	246	.370	1
Former Members					
Georgia Tech	32	201	207	.493	1
Tulane	34	195	252	.436	0
Sewanee	8	3	76	.038	0

Note: Sewanee withdrew from the conference after the 1940 season, Georgia Tech after 1964 and Tulane after 1966. During World War II, six schools suspended formal basketball for the 1943-44 season—Alabama, Auburn, Florida, Ole Miss, Miss. State and Tennessee. Kentucky did not compete during the 1953 season due to NCAA suspension.

**Composite SEC Tournament Standings
(53 Years)**

Team	Years	Titles	Won	Lost	Pct.
Kentucky	54	28	124	25	.832
Alabama	56	6	61	49	.555
Tennessee	55	4	63	51	.553
Arkansas	24	1	22	23	.489
Florida	50	4	42	46	.477
LSU	56	1	46	55	.456
South Carolina	24	0	20	24	.455
Georgia	55	2	42	53	.442
Vanderbilt	54	2	37	52	.416
Missouri	3	0	2	3	.400
Ole Miss	53	2	31	51	.379
Auburn	53	1	30	52	.366
Mississippi State	55	3	29	52	.358
Texas A&M	3	0	1	3	.250
Former Members					
Georgia Tech		1	14	18	.438
Tulane		0	12	16	.429
Sewanee		0	0	2	.000

All-Time Overall Records

Team	Yrs.	Won	Lost	Tied	Pct.
Kentucky#	111	2178	673	1	.764
Arkansas	92	1625	915	0	.640
Alabama#	102	1589	979	1	.619
Tennessee	106	1569	1002	2	.610
Missouri	109	1588	1091	0	.593
Vanderbilt	112	1547	1094	0	.586
LSU	107	1485	1129	0	.569
Florida#	96	1346	1060	0	.559
Mississippi State	103	1347	1142	0	.541
Auburn	109	1282	1154	1	.526
South Carolina	107	1332	1203	1	.525
Texas A&M	103	1344	1220	0	.524
Georgia#	110	1354	1246	0	.521
Ole Miss	105	1238	1255	0	.497

On-the-court records: UK 2178-674-1; ALA 1602-985-1; UG 1355-1248; UF 1349-1062 before NCAA participation was vacated.



All-Americans

1931-32
Jack Stewart—College Humor Magazine (second team)
1958-59
Rex Frederick—Helms Athletic Foundation (second team)
1959-60
Henry Hart—Helms Athletic Foundation (second team)
1965-66
Lee DeFore—Helms Athletic Foundation (36-man roster)
1969-70
John Mengelt—Helms Athletic Foundation (36-man roster)
1970-71
John Mengelt—Helms Athletic Foundation (36-man roster)
1977-78
Mike Mitchell—Converse Yearbook (second team)
1983-84
Charles Barkley— Basketball Times (second team) NABC (third team)

1984-85
Chuck Person— The Sporting News (second team) McGregor (third team)
1985-86
Chuck Person— Basketball Weekly (second team) NABC (third team)
1993-94
Wesley Person— Associated Press (honorable mention) United States Basketball Writers Association (honorable mention)
1998-99
Chris Porter— John Wooden Award (first-team) Basketball Times (first-team) College Hoops Insider (first-team) Associated Press (second-team) United States Basketball Writers Association (second-team)
Doc Robinson— College Hoops Insider (first-team) Associated Press (honorable mention)

Key to Abbreviation:

NABC—National Association of Basketball Coaches

Retired Jerseys

11 • WESLEY PERSON

Wesley Person (#11) and his brother Chuck Person (#45) both had their jerseys retired Feb. 18, 2006. Wesley Person (1991-94) was a 1994 Associated Press All-American, three-time All-SEC selection and is third on Auburn's all-time scoring chart with 2,066 points and all-time leader in 3-pointers made (262) and 3-point percentage (.441).

15 • JOHN MENGELT

John Mengelt (1969-71) became the first Tiger to have his Auburn jersey retired (#15), January 6, 2001. He played only three varsity years, finishing his career as Auburn's all-time leading scorer with 1,920 points. An All-American and All-SEC selection, Mengelt's 60 points vs. Alabama is still an AU record.

32 • REX FREDERICK

Rex Frederick (1957-59) had his #32 Auburn jersey retired Mar. 4, 2006. The Birmingham, Ala., native was a Helms Athletic Foundation selection in 1959 and was a three-time All-SEC selection. He is Auburn's all-time leading rebounder with 14.3 rebounds per game while his 904 career rebounds ranks fifth on the Tigers' all-time rebounding chart. Frederick left as Auburn's all-time leading rebounder and scorer with 937 points.

30 • MIKE MITCHELL

Mike Mitchell (1975-78) had his #30 Auburn jersey retired January 20, 2013. Mitchell was a second-team All-America in 1977-78 and a four-time All-SEC selection, including a first-team pick three years. He is the all-time leading rebounder in Auburn history with 996 and he left as the all-time leading scorer with 2,132 points.

34 • CHARLES BARKLEY

Charles Barkley (1982-84) had his #34 Auburn jersey retired March 3, 2001. Barkley, one of the NBA's 50 All-Time Greatest, was a two-time Olympic Gold Medalist, SEC Player of the Decade for the 1980s, All-American, SEC Player of the Year in 1984 and an All-SEC selection.

45 • CHUCK PERSON

Chuck Person (1983-86) was a two-time All-American in 1985 and 1986 and a three-time first-team All-SEC selection. "The Rifleman" is Auburn's all-time scoring leader with 2,311 points (without the 3-point shot). The Brantley, Ala., native led the Tigers to their greatest run in history reaching the 1986 NCAA Tournament Elite Eight with wins over No. 1 seeded St. John's and fourth-seeded UNLV before falling to eventual National Champion Louisville.



All-SEC

Year	Player	AP	+UPI	*Coaches	Year	Player	AP	+UPI	*Coaches
1950	Don Lanford, G	2			1995	Moochie Norris, G	3		3
	Bill Lynn, F	3			1996	Wes Flanigan, G	3		3
1951	Don Lanford, G	3				Lance Weems, G			3
1954	Bob Miller, F	3			1997	Pat Burke, C	Hon. Mention		
1955	Bill Kirkpatrick, G	2	1		1998	Bryant Smith, F	Hon. Mention		
1956	Jim O'Donnell, G	3			1999	Chris Porter, F	1		1
1957	Rex Frederick, C	3				Doc Robinson, G	1		1
1958	Rex Frederick, F	1		1		Bryant Smith, F	2		2
	Jimmy Lee, G	3				Mamadou N'diaye, C	3		
1959	Rex Frederick, F	1		1	2000	Doc Robinson, G	1		2
	Jimmy Lee, F	2				Chris Peorter, F	2		2
	Henry Hart, G	2			2001	Jamison Brewer, G	3		
1960	Henry Hard, F	1		1		Marquis Daniels, F	3		3
	David Vaughn, C	3				Adam Harrington, G			3
1961	Jim Fibbe, F	2		1	2003	Marquis Daniels, F	2		2
1926	Layton Johns, C	2		1	2004	Marco Killingsworth, F	3		2
	Billy Tinker, F	3			2005	Toney Douglas, G	3		3
1963	Layton Johns, F	1		1	2009	Korvotney Barber, F	2		2
	John Blackwell, G	3			2013	Chris Denson, G	Hon. Mention		2
1964	Lee DeFore, C	3			2015	KT Harrell, G	2		2
1965	Joe Newton, G	1	2	1					
	Freddie Guy, F	3							
	Lee DeFore, F		3						
1966	Lee DeFore, C	3							
1967	Alex Howell, G		3						
	Bobby Buisson, G			1					
1968	Wally Tinker, F		3						
1969	John Mengelt, G	2	2	1					
	Wally Tinker, F	3		1					
1970	John Mengelt, G	1	1	1					
	Bill Alexander, F	3							
1971	John Mengelt, G	1	1	1					
1972	Henry Harris, G	3							
1973	Gary England, G	3							
1974	Eddie Johnson, G	2	2	1					
1975	Eddie Johnson, G	2	2	1					
	Mike Mitchell, F	3	3						
1976	Eddie Johnson, G	1	1	1					
	Mike Mitchell, F	2	2	1					
1977	Mike Mitchell, F	2	2	1					
	Eddie Johnson, G	3	3						
1978	Mike Mitchell, F	1	1	1					
	Stan Pietkiewicz, F	2	2						
1979	Bobby Cattage, C		3						
1982	Charles Barkley, C	2	2						
	Odell Mosteller, G		2						
1983	Charles Barkley, C	2	2	1					
	Darrell Lockhart, F	3							
1984	Charles Barkley, C	1	1	1					
	Chuck Person, F	1	1	1					
1985	Chuck Person, F	1	1	1					
1986	Chuck Person, F	1	1	1					
1987	Jeff Moore, C	2	1	1					
	Chris Morris, F	2	3						
	Frank Ford, G	3							
1988	Chris Morris, F	1	1	1					
	Jeff Moore, C		3						
1989	Keenan Carpenter, G	2	3						
1990	Ronnie Battle, G	3		1					
	Derrick Dennison, F		3						
1991	Ronnie Battle, G	2	3						
1992	Wesley Person, F	3							
1993	Wesley Person, F/G	2		1					
	Ronnie Battle, G			1					
	Aaron Swinson, C	3		2					
1994	Wesley Person, G/F	1		1					
	Aaron Swinson, F/C	2		1					

* 10-player squad until a 5-member squad in 1993-94
+ Discontinued after 1990-91 season



BARCLEY, Charles, PF - Philadelphia 76ers (1984-1992), Phoenix Suns (1992-1996), Houston Rockets (1996-2000)
 BREWER, Jamison, PG/SG - Indiana Pacers (2001-2004), New York Knicks (2004-05)
 BURKE, Pat, C - Orlando Magic (2002-03), Phoenix Suns (2006-07)
 CATTAGE, Bobby, PF - Utah Jazz (1981-82), New Jersey Nets (1985-86)
 DANIELS, Marquis, SG/SF - Dallas Mavericks (2003-06), Indiana Pacers (2006-2009), Boston Celtics (2009-2012), Milwaukee Bucks (2012-13)
 DOUGLAS, Toney, PG/SG - New York Knicks (2009-12), Houston Rockets (2012-13), Sacramento Kings (2012-13), Golden State Warriors (2013-14), Miami Heat (2013-14)
 HARRINGTON, Adam, SG - Dallas Mavericks (2002-03), Denver Nuggets (2002-03)
 JOHNSON, Eddie, SG - Atlanta Hawks (1977-86), Cleveland Cavaliers (1985-86), Seattle Sonics (1986-87)
 LOCKHART, Darrell, C - San Antonio Spurs (1983-84)
 MENGELT, John, SG - Cincinnati Royals (1971-72), Kansas City-Omaha Kings (1972-73), Detroit Pistons (1972-1976), Chicago Bulls (1976-1980), Golden State Warriors (1980-81)
 MITCHELL, Mike, SF - Cleveland Cavaliers (1978-1982), San Antonio Spurs (1982-88)
 MORRIS, Chris, SF/SG - New Jersey Nets (1988-1995), Utah Jazz (1995-1998), Phoenix Suns (1998-99)
 N'DIAYE, Mamadou, C - Toronto Raptors (2000-03), Dallas Mavericks (2003-04), Atlanta Hawks (2003-04), Los Angeles Clippers (2004-05)
 NORRIS, Moochie, PG - Vancouver Grizzlies (1996-97), Seattle Sonics (1998-99), Houston Rockets (1999-04, 2005-06), New York Knicks (2003-05), New Orleans/Oklahoma City Hornets (2005-06)
 PATRICK, Myles, SF - Los Angeles Lakers (1980-81)
 PERSON, Chuck, SF/PF - Indiana Pacers (1986-92), Minnesota Timberwolves (1992-94), San Antonio Spurs (1994-98), Charlotte Hornets (1998-99), Seattle Sonics (1999-00)
 PERSON, Wesley, SG/SFF - Phoenix Suns (1994-97), Cleveland Cavaliers (1997-02), Memphis Grizzlies (2002-04), Portland Trailblazers (2003-04), Atlanta Hawks (2003-04), Miami Heat (2004-05), Denver Nuggets (2004-05)
 PIETKIEWICZ, Stan, SG/PG - San Diego Clippers (1978-81), Dallas Mavericks (1980-81)
 PORTER, Chris, SF - Golden State Warriors (2000-01)
 SWINSON, Aaron, SF - Phoenix Suns (1994-95)

Year	Rnd	Pick	Name, Pos.	Team
1960	12	82	Henry Hart, G	New York Knicks
1963	4	34	Layton Johns, C	Los Angeles Lakers
1965	4	21	Joe Newton, C	Baltimore Bullets
1966	4	31	Lee DeFore, F	New York Knicks
1971	2	21	John Mengelt, SG	Cincinnati Royals
1972	8	120	Henry Harris, G	Houston Rockets
1973	3	46	Jim Retseck, F	Golden State Warriors
1976	5	73	Gary Redding, F	Portland Trailblazers
1977	3	49	Eddie Johnson, SG	Atlanta Hawks
1978	1	15	Mike Mitchell, SF	Cleveland Cavaliers
	7	133	Stan Pietkiewicz, SG/PG	San Diego Clippers
1979	7	143	Rich Valavicius, F	Houston Rockets
1980	8	170	Rich Valavicius, F	Washington Bullets
1981	6	122	Earl Banks, F	Seattle SuperSonics
	8	165	Bobby Cattage, PF	Utah Jazz
1983	2	35	Darrell Lockhart, C	San Antonio Spurs
	10	211	Odell Mosteller, G	Utah Jazz
1984	1	5	Charles Barkley, PF	Philadelphia 76ers
	9	193	Greg Turner, F/C	Kansas City Kings
1986	1	4	Chuck Person, SF/PF	Indiana Pacers
1987	6	138	Frank Ford, G	Los Angeles Lakers
	7	158	Gerald White, G	Dallas Mavericks
1988	1	4	Chris Morris, SF/SG	New Jersey Nets
	3	58	Jeff Moore, C/F	Charlotte Hornets
	3	63	Mike Jones, F	Milwaukee Bucks
1994	1	23	Wesley Person, SG/SF	Phoenix Suns
2000	1	26	Mamadou N'Diaye, C	Denver Nuggets
	2	55	Chris Porter, SF	Golden State Warriors
2001	2	40	Jamison Brewer, PG/SG	Indiana Pacers

Undrafted Free Agents to Play in the NBA

Pat Burke, C
 Marquis Daniels, SG/SF
 Adam Harrington, SG
 Myles Patrick, SF
 Aaron Swinson, SF

Played at Auburn and transferred to another school

Year	Rnd	Pick	Name, Pos.	Team
1996	2	33	Moochie Norris, PG	Milwaukee Bucks
2009	1	29	Toney Douglas, PG/SG	Los Angeles Lakers

All-Time NBA Awards & Honors

NAISMITH MEMORIAL BASKETBALL HALL OF FAME INDUCTEES
 Charles Barkley (2006)

NBA 50 GREATEST PLAYERS
 Charles Barkley

NBA LEAGUE MVP
 Charles Barkley (1993)

NBA ROOKIE OF THE YEAR
 Chuck Person (1987)

ALL-NBA TEAM
 Charles Barkley (1986 - 2nd Team, 1987 - 2nd Team, 1988, 1989, 1990, 1991, 1992 - 2nd Team, 1993, 1994 - 2nd Team, 1995 - 2nd Team, 1996 - 3rd Team)

NBA ALL-DEFENSIVE TEAM
 Eddie Johnson (1979 - 2nd Team, 1980 - 2nd Team)

NBA ALL-ROOKIE TEAM
 Charles Barkley (1985)
 Chris Morris (1989 - 2nd Team)
 Chuck Person (1987)
 Wesley Person (1995 - 2nd Team)

NBA FINALS PARTICIPANTS
 Charles Barkley (1993 - Chicago Bulls def. Phoenix Suns, 4-2)
 Chris Morris (1997 - Chicago Bulls def. Utah Jazz, 4-2)
 Marquis Daniels (2006 - Miami Heat def. Dallas Mavericks, 4-2)

NBA ALL-STAR GAME PARTICIPANTS
 Charles Barkley (1987, 1988, 1989, 1990, 1991, 1992, 1993, 1994, 1995, 1996, 1997)
 Eddie Johnson (1980, 1981)
 Mike Mitchell (1981)

NBA ALL-STAR GAME MVP
 Charles Barkley (1991)



ATLANTA HAWKS

DRAFT CHOICES
YEAR RND PICK NAME
 1977 3 49 Eddie Johnson, SG

ALL-TIME ROSTER
NAME, POS.YEARS
 Eddie Johnson, SG 1977-86
 Mamadou N'Diaye, C 2003-04
 Wesley Person, SG/SF 2003-04

BOSTON CELTICS

ALL-TIME ROSTER
NAME, POS.YEARS
 Marquis Daniels, SG/SF 2009-12

CHARLOTTE HORNETS

DRAFT CHOICES
YEAR RND PICK NAME
 1988 3 58 Jeff Moore, C/F

ALL-TIME ROSTER
NAME, POS.YEARS
 Chuck Person, SF/PF 1998-99

CHICAGO BULLS

ALL-TIME ROSTER
NAME, POS.YEARS
 John Mengelt, SG 1976-80

CLEVELAND CAVALIERS

DRAFT CHOICES
YEAR RND PICK NAME
 1978 1 15 Mike Mitchell, SF

ALL-TIME ROSTER
NAME, POS.YEARS
 Eddie Johnson, SG 1985-86
 Mike Mitchell, SF 1978-82
 Wesley Person, SG/SF 1997-02

DALLAS MAVERICKS

DRAFT CHOICES
YEAR RND PICK NAME
 1987 7 158 Gerald White, G

ALL-TIME ROSTER
NAME, POS.YEARS
 Marquis Daniels, SG/SF 2003-06
 Adam Harrington, SG 2002-03
 Mamadou N'Diaye, C 2003-04
 Stan Pietkiewicz, SG/PF 1980-81

DENVER NUGGETS

DRAFT CHOICES
YEAR RND PICK NAME
 2000 1 26 Mamadou N'Diaye, C

ALL-TIME ROSTER
NAME, POS.YEARS
 Adam Harrington, SG 2002-03
 Wesley Person, SG/SF 2004-05

DETROIT PISTONS

ALL-TIME ROSTER
NAME, POS.YEARS
 John Mengelt, SG 1972-76

GOLDEN STATE WARRIORS

DRAFT CHOICES
YEAR RND PICK NAME
 1973 3 46 Jim Retseck, F
 2000 2 55 Chris Porter, SF

ALL-TIME ROSTER
NAME, POS.YEARS
 Toney Douglas, PG/SG 2013-14
 John Mengelt, SG 1980-81
 Chris Porter, SF 2000-01

HOUSTON ROCKETS

DRAFT CHOICES
YEAR RND PICK NAME
 1972 8 12 Henry Harris, G
 1979 7 143 Rich Valavicius, F

ALL-TIME ROSTER
NAME, POS.YEARS
 Charles Barkley, PF 1996-00
 Toney Douglas, PG/SG 2012-13
 Moochie Norris, PG 1999-04, 2005-06

INDIANA PACERS

DRAFT CHOICES
YEAR RND PICK NAME
 1986 1 4 Chuck Person, SF/PF
 2001 2 40 Jamison Brewer, PG/SG

ALL-TIME ROSTER
NAME, POS.YEARS
 Jamison Brewer, PG 2001-04
 Marquis Daniels, PF 2006-09
 Chuck Person, SF/PF 1986-92

LOS ANGELES CLIPPERS

DRAFT CHOICES
YEAR RND PICK NAME
 1978 7 133 Stan Pietkiewicz, SG/PF

ALL-TIME ROSTER
NAME, POS.YEARS
 Mamadou N'Diaye, C 2004-05
 Stan Pietkiewicz, SG/PF 1978-81

LOS ANGELES LAKERS

DRAFT CHOICES
YEAR RND PICK NAME
 1963 4 34 Layton Johns, C
 1987 6 138 Frank Ford, G

ALL-TIME ROSTER
NAME, POS.YEARS
 Myles Patrick, SF 1980-81

MEMPHIS GRIZZLIES

ALL-TIME ROSTER
NAME, POS.YEARS
 *Moochie Norris, PG 1996-97
 Wesley Person, SG/SF 2002-04
 *-played for the Vancouver Grizzlies

MIAMI HEAT

ALL-TIME ROSTER
NAME, POS.YEARS
 Toney Douglas, PG/SG 2013-14
 Wesley Person, SG/SF 2004-05

MILWAUKEE BUCKS

DRAFT CHOICES
YEAR RND PICK NAME
 1988 3 63 Mike Jones, F

ALL-TIME ROSTER
NAME, POS.YEARS
 Marquis Daniels, SG/SF 2012-13

MINNESOTA TIMBERWOLVES

ALL-TIME ROSTER
NAME, POS.YEARS
 Chuck Person, SF/PF 1992-94

NEW JERSEY NETS

DRAFT CHOICES
YEAR RND PICK NAME
 1988 1 4 Chris Morris, SF/SG

ALL-TIME ROSTER
NAME, POS.YEARS
 Bobby Cattage, PF 1985-86
 Chris Morris, SF/SG 1988-95

NEW ORLEANS PELICANS

ALL-TIME ROSTER
NAME, POS.YEARS
 Moochie Norris, PG 2005-06

NEW YORK KNICKS

DRAFT CHOICES
YEAR RND PICK NAME
 1960 12 82 Henry Hart, G
 1966 4 31 Lee DeFore, F

ALL-TIME ROSTER
NAME, POS.YEARS
 Jamison Brewer, PG 2004-05
 Toney Douglas, PG/SG 2009-12
 Moochie Norris, PG 2003-05

OKLAHOMA CITY THUNDER

DRAFT CHOICES
YEAR RND PICK NAME
 1981 6 122 Earl Banks, F
 *Seattle SuperSonics

ALL-TIME ROSTER
NAME, POS.YEARS
 *Eddie Johnson, SG 1986-87
 *Moochie Norris, PG 1998-99
 *Chuck Person, SF/PF 1999-00
 *-played with Seattle SuperSonics

ORLANDO MAGIC

ALL-TIME ROSTER
NAME, POS.YEARS
 Pat Burke, C 2002-03

PHILADELPHIA 76ERS

DRAFT CHOICES
YEAR RND PICK NAME
 1984 1 5 Charles Barkley, PF

ALL-TIME ROSTER
NAME, POS.YEARS
 Charles Barkley, PF 1984-92

PHOENIX SUNS

DRAFT CHOICES
YEAR RND PICK NAME
 1994 1 23 Wesley Person, SG/SF

ALL-TIME ROSTER
NAME, POS.YEARS
 Charles Barkley, PF 1992-96
 Pat Burke, C 2006-07
 Chris Morris, SF/SG 1998-99
 Wesley Person, SG/SF 1994-97
 Aaron Swinson, SF 1994-95

PORTLAND TRAILBLAZERS

DRAFT CHOICES
YEAR RND PICK NAME
 1976 5 73 Gary Redding, F

ALL-TIME ROSTER
NAME, POS.YEARS
 Wesley Person, SG/SF 2003-04

SACRAMENTO KINGS

DRAFT CHOICES
YEAR RND PICK NAME
 1971 2 21 John Mengelt, SG
 1984 9 193 Greg Turner, F/C
 *Kansas City Kings

ALL-TIME ROSTER
NAME, POS.YEARS
 Toney Douglas, PG/SG 2012-13
 *John Mengelt, SG 1971-73
 *-played for the Cincinnati Royals & Kansas City-Omaha Kings

SAN ANTONIO SPURS

DRAFT CHOICES
YEAR RND PICK NAME
 1983 2 35 Darrell Lockhart, C

ALL-TIME ROSTER
NAME, POS.YEARS
 Darrell Lockhart, C 1983-84
 Mike Mitchell, SF 1982-88
 Chuck Person, SF/PF 1994-98

TORONTO RAPTORS

ALL-TIME ROSTER
NAME, POS.YEARS
 Mamadou N'Diaye, C 2000-03


UTAH JAZZ

DRAFT CHOICES
YEAR RND PICK NAME
 1981 8 165 Bobby Cattage, PF
 1983 10 211 Odell Mosteller, G

ALL-TIME ROSTER
NAME, POS.YEARS
 Bobby Cattage, PF 1981-82
 Chris Morris, SF/SG 1995-98

WASHINGTON WIZARDS


DRAFT CHOICES
YEAR RND PICK NAME
 1965 4 21 Joe Newton, C*
 1980 8 170 Rich Valavicius**
 *Baltimore Bullets **Washington Bullets



CHRIS MORRIS

New Jersey Nets • Utah Jazz • Phoenix Suns


Table with columns: Year, Team, GP, GS, MIN, FGM, FGA, FG%, 3FGM, 3FGA, 3FG%, FTM, FTA, FT%, OREB, DREB, REB, AST, TO, STL, BLK, PF, PTS



MAMADOU N'DIAYE

Toronto Raptors • Dallas Mavericks • Atlanta Hawks • Los Angeles Clippers


Table with columns: Year, Team, GP, GS, MIN, FGM, FGA, FG%, 3FGM, 3FGA, 3FG%, FTM, FTA, FT%, OREB, DREB, REB, AST, TO, STL, BLK, PF, PTS



MOOCHIE NORRIS

Vancouver Grizzlies • Seattle SuperSonics • Houston Rockets • New York Knicks • New Orleans/Oklahoma City Hornets


Table with columns: Year, Team, GP, GS, MIN, FGM, FGA, FG%, 3FGM, 3FGA, 3FG%, FTM, FTA, FT%, OREB, DREB, REB, AST, TO, STL, BLK, PF, PTS



MYLES PATRICK

Los Angeles Lakers


Table with columns: Year, Team, GP, GS, MIN, FGM, FGA, FG%, 3FGM, 3FGA, 3FG%, FTM, FTA, FT%, OREB, DREB, REB, AST, TO, STL, BLK, PF, PTS



CHUCK PERSON

Indiana Pacers • Minnesota Timberwolves • San Antonio Spurs • Charlotte Hornets • Seattle SuperSonics


Table with columns: Year, Team, GP, GS, MIN, FGM, FGA, FG%, 3FGM, 3FGA, 3FG%, FTM, FTA, FT%, OREB, DREB, REB, AST, TO, STL, BLK, PF, PTS



WESLEY PERSON

Phoenix Suns • Cleveland Cavaliers
 • Memphis Grizzlies • Portland Trail-blazers • Atlanta Hawks • Miami Heat • Denver Nuggets


Year	Team	GP	GS	MIN	FGM	FGA	FG%	3FGM	3FGA	3FG%	FTM	FTA	FT%	OREB	DREB	REB	AST	TO	STL	BLK	PF	PTS
1994-95	PHX	78	56	1800	309	638	48.4%	116	266	43.6%	80	101	79.2%	67	134	201	105	79	48	24	149	814
1995-96	PHX	82	47	2609	390	877	44.5%	117	313	37.4%	148	192	77.1%	56	265	321	138	89	55	22	148	1045
1996-97	PHX	80	42	2326	409	903	45.3%	171	414	41.3%	91	114	79.8%	68	224	292	123	76	86	20	102	1080
1997-98	CLE	82	82	3198	440	957	46.0%	192	447	43.0%	132	170	77.6%	65	298	363	188	110	129	49	108	1204
1998-99	CLE	45	42	1342	198	437	45.3%	75	200	37.5%	32	53	60.4%	19	123	142	80	41	37	16	52	503
1999-00	CLE	79	38	2056	280	654	42.8%	106	250	42.4%	61	77	79.2%	44	223	267	146	60	40	19	119	727
2000-01	CLE	44	22	958	128	292	43.8%	34	84	40.5%	24	30	80.0%	11	119	130	64	40	27	11	62	314
2001-02	CLE	78	78	2793	467	944	49.5%	143	322	44.4%	99	124	79.8%	50	244	294	173	74	77	37	93	1176
2002-03	MEM	66	44	1941	274	601	45.6%	100	231	43.3%	79	97	81.4%	24	168	192	112	56	42	19	64	727
2003-04	MEM	16	0	284	33	107	30.8%	11	43	25.6%	6	8	75.0%	2	16	18	23	16	5	2	11	83
2003-04	POR/ATL	58	0	1037	126	314	40.1%	55	138	39.9%	31	39	79.5%	16	101	117	66	38	19	9	38	338
2004-05	MIA/DEN	41	3	667	107	226	47.3%	41	89	46.1%	9	13	69.2%	3	80	83	39	17	19	4	30	264
Career		733	454	20731	3128	6843	45.7%	1150	2754	41.8%	786	1010	77.8%	423	1979	2402	1234	680	579	230	965	8192



STAN PIETKIEWICZ

San Diego Clippers • Dallas Mavericks


Year	Team	GP	GS	MIN	FGM	FGA	FG%	3FGM	3FGA	3FG%	FTM	FTA	FT%	OREB	DREB	REB	AST	TO	STL	BLK	PF	PTS
1978-79	SDC	4	0	32	1	8	12.5%	0	0	0.0%	2	2	100%	0	6	6	3	1	1	0	5	4
1979-80	SDC	50	0	577	91	179	50.8%	9	36	25.0%	37	46	80.4%	26	19	45	94	51	25	4	52	228
1980-81	SDC/DAL	42	0	461	57	138	41.3%	19	48	39.6%	11	14	78.6%	13	29	42	77	22	15	2	28	144
Career		96	0	1070	149	325	45.8%	28	84	33.3%	50	62	80.6%	39	54	93	174	74	41	6	85	376



CHRIS PORTER

Golden State Warriors

Year	Team	GP	GS	MIN	FGM	FGA	FG%	3FGM	3FGA	3FG%	FTM	FTA	FT%	OREB	DREB	REB	AST	TO	STL	BLK	PF	PTS
2000-01	GSW	51	35	1147	173	445	38.9%	0	5	0.0%	94	141	66.7%	89	100	189	61	59	45	6	111	440
Career		51	35	1145	173	445	38.9%	0	5	0.0%	94	141	66.7%	89	100	189	61	59	45	6	111	440



AARON SWINSON

Phoenix Suns

Year	Team	GP	GS	MIN	FGM	FGA	FG%	3FGM	3FGA	3FG%	FTM	FTA	FT%	OREB	DREB	REB	AST	TO	STL	BLK	PF	PTS
1994-95	PHX	9	0	51	10	18	55.6%	0	0	0.0%	4	5	80.0%	3	5	8	3	5	1	0	8	24
Career		9	0	51	10	18	55.6%	0	0	0.0%	4	5	80.0%	3	5	8	3	5	1	0	8	24



Honors & Awards

SEC Players of the Year

Southeastern Conference Player of the Year awards have been presented since 1965 by both the Associated Press and United Press International (until 1991) and then by the SEC Coaches. Two Auburn players have received that honor:

1984..... C Charles Barkley (AP and UPI)
1999..... F Chris Porter (AP and SEC Coaches)

National Coach of the Year

Head coach Cliff Ellis is the only Auburn Basketball coach to be named National Coach of the Year. Ellis won six different National Coach of the Year awards following the 1998-99 season when the Tigers went 29-4, won the SEC Championship and finished the season ranked fourth in the nation by the Associated Press.

Following is a listing of the National Coach of the Year awards Ellis garnered:

1999..... Cliff Ellis (Associated Press)
(John & Nellie Wooden Award)
(United States Basketball Writers Association)
(Sports Illustrated)
(The Sporting News)
(Basketball News)

SEC Coach of the Year

Southeastern Conference Coach of the Year awards have been presented since 1960 by the Associated Press, since 1999 by the SEC Coaches, from 1964-98 by the Knoxville News-Sentinel, from 1965-91 by United Press International and from 1974-90 by the Birmingham Tip-Off Club (Rupp Cup).

Since those awards have been presented, five Auburn coaches have been the recipients:

1960..... Joel Eaves (AP)
1975..... Bob Davis (UPI)
1984..... Sonny Smith (AP, UPI, Knoxville News-Sentinel/
Birmingham Tip-Off Club)
1988..... Sonny Smith (Knoxville News-Sentinel/
Birmingham Tip-Off Club)
1990..... Tommy Joe Eagles (Knoxville News-Sentinel/
Birmingham Tip-Off Club)
1995..... Cliff Ellis (Anniston Star)
1999..... Cliff Ellis (Associated Press/
SEC Coaches/The Birmingham News)

All-Time SEC Team

In 1974, the Orlando Sentinel published an All-Time SEC Team as selected by a special panel of sportswriters.

One Auburn player was named to that all-time squad:
G John Mengelt (third-team)

Team of the Decade

In 1989, the Birmingham Post-Herald and Jackson Clarion-Ledger published a Southeastern Conference Team of the Decade. The Birmingham Post-Herald lineup was selected by a special panel of sportswriters, sportscasters and officials while the Jackson Clarion-Ledger polled the current league coaches.

Two Auburn players were named to the SEC team of the 1980s (first-team selections) by both newspapers:

F Chuck Person, C Charles Barkley

Charles Barkley was also honored as the SEC Player of the Decade by the Birmingham Post-Herald.

All-Tournament Teams

From 1933 through 1952, players named to the all-tournament team at the Southeastern Conference Tournament served as the All-SEC squad (a first and second team). The Associated Press began selecting a regular-season All-SEC squad in 1949. In 1956, the league coaches began selecting a 10-man All-SEC roster and United Press International started its all-conference picks in 1965. When the conference tournament resumed in 1979, members of the working press once again began selecting an all-tournament squad in addition to a tourney MVP.

Seven Auburn players have received all-tournament honors and two of them have been named MVP:

1942G Shag Hawkins (first-team)
1984C Charles Barkley (MVP)
 F Chuck Person
1985F Chuck Person (MVP)
2000G Doc Robinson
 C Mamadou N'diaye
 F Mack McGadney
2009F Korvotney Barber
2015 G KT Harrell

Naismith Memorial Basketball Hall of Fame

Auburn All-American Charles Barkley became the first player from the state of Alabama to be inducted into the Naismith Memorial Basketball Hall of Fame during Enshrinement ceremonies Sept. 8, 2006, in Springfield, Mass.

Joining Barkley in the Class of 2006 were Dominique Wilkins, Joe Dumars, Geno Auriemma, David Gavitt and Sandro Gambo.

One Auburn player has been named to the Basketball Hall of Fame:
2006.....Charles Barkley

Alabama Sports Hall of Fame

Each fall, the Alabama Sports Hall of Fame, consisting of voters across the state of Alabama, chooses inductees. Eight Auburn basketball Tigers have been inducted into the Hall of Fame, most recently former coach Sonny Smith in 2007. Former Athletic Director Jeff Beard and legendary Coach Joel Eaves were the first Tigers inducted in 1974 and 1978, respectively. Located in the Birmingham-Jefferson County Civic Center complex, the Hall houses many of the state's past and present heroes.

Here is a list of Auburn's Alabama Sports Hall of Fame members:

1974.....Athletic Director Jeff Beard
1978.....Coach Joel Eaves
1995.....John Mengelt
2001.....Charles Barkley
2003.....Rex Frederick
2005.....Chuck Person
2005.....Jim Fyffe, announcer
2007.....Sonny Smith

USBWA "Most Courageous Award"

Wes Flanigan was presented the United States Basketball Writers' "Most Courageous Award" at the 1997 NCAA Final Four in Indianapolis. Flanigan, an All-SEC point guard as a junior at Auburn in 1995-96 season, was diagnosed with bone cancer and underwent successful four-hour surgery in May 1996 before his senior season. He returned to the court five months later and ended up leading the 1996-97 Tigers in scoring (11.0) and assists (4.5). Flanigan's story was featured on CBS, ESPN, CNN, FOX Sports-South,

Intersport Television, Atlanta Journal-Constitution, Memphis Commercial Appeal, Louisville Courier-Journal, Arkansas-Democrat Gazette, The State (Columbia, S.C.), every major newspaper in the state of Alabama among



Honors & Awards

others. In fact, Tommy Hicks, a columnist for The Mobile Press-Register, won the Alabama Sports Writers Association's "Herby Kirby Award" in 1997 for the top sports article among Alabama newspapers.

ESPN Silver Anniversary All-SEC Team

Auburn All-American Chuck Person was named to ESPN's "Silver Anniversary All-SEC team," featuring the top five players from the Southeastern Conference over 25 seasons from 1979-80 to 2003-04. It was done as part of ESPN's 25th-anniversary celebration. The team was compiled through a vote of a seven-member panel of media and conference representatives. The five man team consists of F Chuck Person (Auburn), F Jamal Mashburn (Kentucky), C Shaquille O'Neal (LSU), G Chris Jackson (LSU) and G Allan Houston (Tennessee).

Hall of Honor

Nine former Tiger players and a friend of the University have been inducted into the Auburn Hall of Honor:

- C Bill Alexander, 1968-70
- G Joel Eaves, 1935-37
(head coach 1949-63)
- G Henry Hart, 1957-59
- G John Mengelt, 1969-71
- Roy B. Sewell, lifetime supporter
- C Frank DuBose, 1927-29
- F/C Jimmy Fibbe, 1964-66
- C/F Rex Frederick, 1957-59
- G Shag Hawkins, 1940-42
- C Jack Stewart, 1930-32

Academic All-SEC Teams

Academic All-SEC awards have been presented since 1962. The following qualifications were established in 1978: (1) maintain a "B" average for college career; (2) be in residence a full academic year; (3) be either a starter or top substitute. In 1984, the SEC Academic Honor Roll was established with the following guidelines: (1) have at least a 3.0 grade-point average (on 4.0 scale) for either the past year or for academic career; (2) be at least a sophomore in class standing (freshman redshirts are eligible and transfers must have attended current institution for at least one year); (3) have 24 semester or 36 quarter hours toward a degree; (4) receive a letter for that season.

Twenty-two Auburn players have earned Academic All-SEC honors 28 times:

- 1962F Bill Ross (first-team)
- 1965..... F Freddie Guy (first-team)
- 1966.....C Randall Walker (second-team)
- 1969.....F Tom Perry (first-team)
- 1970.....G John Mengelt (first-team)
- F Bill Alexander (second-team)
- 1971.....G John Mengelt (first-team)
- 1974.....F Gary Redding (second-team)
- 1975.....F Gary Redding (first-team)
- 1976.....F Gary Redding (first-team)
- 1983..... F Mark Cahill
- 1984..... F Mark Cahill
- 1995.....F Franklin Williams
- 1999.....G Daymeon Fishback
- G Scott Pohlman
- 2000.....F Abe Smith
- 2002.....F Mack McGadney
- 2003.....G Derrick Bird
- 2004.....G Lewis Monroe
-G Danny Wicke
- 2005.....G Brett Howell
- 2006.....G Brett Howell
- 2007.....G Drew Smith
- 2008.....G Drew Smith, G Ryan Brooks

- 2009.....G Drew Smith
- 2010.....G Josh Wallace, G Dylan Spencer
- 2012.....G Josh Wallace, G Dylan Spencer, F Bernard Morena

All-Freshman Teams

Since 1984, the Knoxville News-Sentinel has published the Southeastern Conference All-Freshman Team as selected by league coaches, except for the 2004-05 season when the SEC athletic directors voted it down.

- Fourteen Auburn players have received all-freshman honors:
- 1985.....F Chris Morris, C Jeff Moore
 - 1990.....G Ronnie Battle, G Reggie Gallon
 - 1991.....F Wesley Person
 - 1994..... G Wes Flanigan
 - 1995..... F Franklin Williams
 - 1997..... G Daymeon Fishback
 - C Mamadou N'diaye
 - 1998..... G Scott Pohlman
 - 2002..... F Brandon Robinson
 - 2006... G Rasheem Barrett, G Quantez Robertson
 - 2007..... G DeWayne Reed

Player of the Week

Southeastern Conference Player of the Week awards have been presented since 1985 as selected by the league media relations staff. The league office began the SEC Freshman of the Week honor in 2005-06.

Since the inception of the weekly award, 19 Auburn players have received the honor 32 times:

- 2/11/85 F Chuck Person
- 2/3/85..... F Chuck Person
- 2/24/85..... F Chuck Person
- 12/87C Jeff Moore
- 1/11/88F Chris Morris
- 2/29/88..... F Chris Morris
- 2/13/89.....G Keenan Carpenter
- 1/13/91.....G Ronnie Battle
- 2/3/92.....G Ronnie Battle
- 1/18/93.....G Ronnie Battle
- 3/1/93.....F/G Wesley Person
- 12/93.....G/F Wesley Person
- 2/20/94.....F/C Aaron Swinson
- 1/11/98.....F Bryant Smith
- 2/2/98.....G Doc Robinson
- 11/23/98..... F Chris Porter
- 1/11/99..... F Chris Porter
- 2/15/99..... G Doc Robinson
- 11/15/99..... C Mamadou N'diaye
- 1/10/00..... G Doc Robinson
- 1/31/00..... F Chris Porter
- 12/11/00..... G Jamison Brewer
- 12/10/01..... F Marquis Daniels
- 1/19/03..... F Marquis Daniels
- 11/21/04..... G Ian Young
- 2/6/05..... G Frank Tolbert
- 11/13/06..... F Korvotney Barber
- 3/5/07..... F Korvotney Barber
- 11/26/07..... G Rasheem Barrett
- 3/9/09..... F Korvotney Barber
- 3/7/11..... F Kenny Gabriel
- 12/23/13..... G KT Harrell
- 11/17/14..... F Cinneon Bowers
- 12/22/14..... G KT Harrell



Honors & Awards

Rookie of the Week

Southeastern Conference Rookie of the Week awards were presented from 1988-1992 and were reinstated in the 2005-06 season as selected by the league media relations staff.

Six Auburn players received the honor nine times:

1/21/90.....G Reggie Gallon
2/11/90.....G Ronnie Battle
12/91.....F Wesley Person
2/3/91.....F Wesley Person
12/91.....F Aaron Swinson
1/20/92.....F Aaron Swinson
1/27/92.....F Aaron Swinson
1/1/06.....G Rasheem Barrett
2/16/09.....G Frankie Sullivan

Banquet Awards

In 1990, the late Tommy Joe Eagles initiated a year-end Auburn Basketball Awards Banquet. Eight individual awards are presented, including outstanding rebounder, outstanding defensive player, outstanding offensive player, playmaker award, sixth-man award, academic achievement award and most valuable player. The Paul Lambert and Tommy Joe Eagles Memorial Trophy for leadership is given in memory of Auburn's 15th head basketball coach, Paul Lambert, who died in a hotel fire June 6, 1978, in Columbus, Ga., and Tommy Joe Eagles, who died unexpectedly of a heart attack July 30, 1994, two months after becoming the head coach at New Orleans. Recipients are selected by the coaching staff.

Here's a complete list of awards presented at previous banquets:

Most Valuable Player

1990.... F Derrick Dennison
1991.... G Ronnie Battle
1992.... F Wesley Person
1993.... F/G Wesley Person
1994.... G/F Wesley Person
1995.... G Moochie Norris
1996.... G Wes Flanigan
1997.... C Pat Burke
1998.... G Doc Robinson
1999.... G Doc Robinson, G Scott Pohlman, C Mamadou N'diaye, F

Chris

Porter, F Bryant Smith
2000.... G Doc Robinson
2001.... F Marquis Daniels
2002.... F Marquis Daniels
2003.... F Marquis Daniels
2004.... F Marco Killingsworth
2005.... G Nathan Watson
2006.... G Ronny LeMelle
2007.... G Quantez Robertson
2008.... G Quantez Robertson, F Quan Prowell
2009.... F Korvotney Barber
2010.... G Tay Waller
2011.... F Kenny Gabriel
2012.... F Kenny Gabriel
2014.... G Chris Denson

Outstanding Rebounder

1990.... C Zane Arnold
1991.... C Robert McKie
1992.... F Aaron Swinson
1993.... F/C Aaron Swinson
1994.... F/C Aubrey Wiley

1995.... F Chris Davis
1996.... C Pat Burke
1997.... C Pat Burke
1998.... C Mamadou N'diaye
1999.... F Chris Porter
2000.... C Mamadou N'diaye
2001.... G Jamison Brewer
2002.... F Kyle Davis
2003.... C Kyle Davis
2004.... F Brandon Robinson
2005.... F Quannel Brown
2006.... F Korvotney Barber
2007.... F Korvotney Barber, F Josh Dollard
2008.... F Quan Prowell
2009.... F Korvotney Barber
2010.... F Lucas Hargrove
2011.... G Earnest Ross
2012.... F Kenny Gabriel

Jack Mengelt Free Throw Award

2015.... KT Harrell

Outstanding Defensive Player

1990.... F Chris Brandt
1991.... C Zane Arnold
1992.... C Chris Brandt
1993.... F Mark Hutton
1994.... G Shawn Stuart
1995.... G Wes Flanigan
1996.... G Wes Flanigan
1997.... G Wes Flanigan
1998.... F Bryant Smith
1999.... F Bryant Smith
2000.... C Mamadou N'diaye
2001.... C Kyle Davis
2002.... G Derrick Bird
2003.... G Derrick Bird
2004.... F Quannel Brown
2005.... G Nathan Watson
2006.... G Rasheem Barrett
2007.... G Quantez Robertson
2008.... G Quantez Robertson
2009.... G Quantez Robertson
2010.... G Frankie Sullivan
2011.... G Josh Wallace
2012.... F Kenny Gabriel
2014.... C Asauhn Dixon-Tatum
2015.... G Devin Waddell

Outstanding Offensive Player

1990.... G Ronnie Battle
1991.... F Wesley Person
1992.... G Ronnie Battle
1993.... G Ronnie Battle
1994.... F/C Aaron Swinson
1995.... G Lance Weems
1996.... G Lance Weems
1997.... F Franklin Williams
1998.... G Scott Pohlman
1999.... F Chris Porter, G Doc Robinson
2000.... F Chris Porter



Honors & Awards

2001.... G Adam Harrington
 2002.... G Adam Harrington
 2003.... F Marco Killingsworth
 2004.... G Ian Young
 2005.... G Toney Douglas
 2006.... G Ronny LeMelle
 2007.... FG%: Korvotney Barber (.607), FT%: Quan Prowell (.762)
 2008.... F Quan Prowell
 2009.... F Korvotney Barber, G Rasheem Barrett, G Tay Waller,
 G DeWayne Reed
 2010.... G Tay Waller
 2011.... none
 2012.... none
 2015.... none

Playmaker Award

1990.... G Reggie Gallon
 1991.... G Reggie Gallon
 1992.... G Reggie Gallon, G Champ Wrencher
 1993.... G Reggie Gallon
 1994.... G Wes Flanigan
 1995.... G Moochie Norris
 1996.... G Wes Flanigan
 1997.... G Doc Robinson
 1998 ... F Kendell Mack, G Clifton Robinson, G John Gomillion,
 G Dudley Smith
 1999.... G Scott Pohlman
 2000.... F Mack McGadney
 2001.... G Reggie Sharp
 2002.... F Marco Killingsworth, G Lewis Monroe
 2003.... G Lewis Monroe
 2004.... G Ronny LeMelle
 2005.... G Ian Young
 2006.... G Quantez Robertson
 2007.... G Quantez Robertson
 2008.... G Quantez Robertson
 2009.... G DeWayne Reed
 2010.... G DeWayne Reed
 2011.... G Josh Wallace
 2012.... G Josh Wallace
 2014.... G Tahj Shamsid-Deen
 2015.... G Cinmeon Bowers

Sixth-Man Award

1990.... F John Caylor, G Champ Wrencher
 1991 ... G Larry Patrick
 1992 ... F Jeff Switzer
 1993 ... F Aubrey Wiley
 1994 ... G Lance Weems
 1995 ... C Pat Burke
 1996 ... F Alvin Jefferson
 1997 ... F Alvin Jefferson
 1998 ... G Daymeon Fishback
 1999 ... F Adrian Chilliest
 2000 ... G Reggie Sharp
 2001 ... G Lincoln Glass, F Abdou Diame
 2002.... G Dwayne Mitchell
 2003 ... F Brandon Robinson, G Nathan Watson
 2004.... C Dwayne Curtis
 2005.... G Frank Tolbert
 2006.... G Frank Tolbert

2009.... F Lucas Hargrove, G Frankie Sullivan
 2010.... C Brendon Knox
 2011.... G Tony Neysmith
 2012.... Auburn Student Body
 2014.... C Matthew Atewe
 2015.... G Malcolm Canada

Most Improved Player Award

2015.... F Jordon Granger, G TJ Lang

Academic Achievement Award

1990.... F John Caylor
 1991.... F John Caylor
 1992.... F Jeff Switzer
 1993.... G Reggie Gallon
 1994.... F Franklin Williams
 1995.... F Franklin Williams
 1996.... F Franklin Williams
 1997.... G Daymeon Fishback
 1998.... F Franklin Williams
 1999.... G Daymeon Fishback
 2000.... F Abe Smith
 2001.... G Charlton Barker
 2002.... F Mack McGadney
 2003.... F Marquis Daniels
 2004.... G Lewis Monroe
 2005.... G Brett Howell
 2006.... G Brett Howell
 2007.... G Drew Smith
 2008.... G Drew Smith
 2009.... G Drew Smith
 2010.... G Josh Wallace
 2011.... G Josh Wallace, G Dylan Spencer, G T.J. Rice
 2012.... G Josh Wallace
 2014.... G Tahj Shamsid-Deen
 2015.... G Patrick Keim

Mike Mitchell Courage Award

2015.... G Antoine Mason

Sonny Smith Sportsmanship Award

2012.... F Allen Payne
 2014.... F Allen Payne
 2015.... G Patrick Keim

Coach's Award

2015.... G Tahj Shamsid-Deen

Paul Lambert/Tommy Joe Eagles Memorial Trophy

1990.... G Reggie Gallon
 1991.... F Chris Brandt
 1992.... C Chris Brandt
 1993.... F Rod Joyce
 1994.... G Leonard Smith
 1995.... G/F Ray Donald
 1996.... G Wes Flanigan
 1997.... G Wes Flanigan
 1998.... F Franklin Williams
 1999.... F Bryant Smith
 2000.... G Daymeon Fishback
 2001.... G Scott Pohlman



Honors & Awards

2002.... G Charlton Barker
2003.... F Marquis Daniels
2004.... G Lewis Monroe
2005.... G Nathan Watson
2006.... G Ronny LeMelle
2007.... G Frank Tolbert
2008.... G Frank Tolbert
2009.... G Quantez Robertson
2010.... G Frankie Sullivan
2011.... F Kenny Gabriel
2012.... G Frankie Sullivan
2014.... G KT Harrell
2015.... G KT Harrell