



AUBURN FOOTBALL



**JONATHAN JONES**  
SECOND TEAM ALL-SEC

**SAMMIE COATES**  
SECOND TEAM ALL-SEC

**QUAN BRAY**  
SECOND TEAM ALL-SEC

**JONATHON MINCY**  
SECOND TEAM ALL-SEC



2015 AUBURN FOOTBALL BOWL GUIDE



**REESE DISMUKES**  
RIMINGTON TROPHY WINNER  
CONSENSUS ALL-AMERICAN  
OUTLAND FINALIST

**NICK MARSHALL**  
MAXWELL AWARD SEMIFINALIST

**CAMERON ARTIS-PAYNE**  
FIRST TEAM ALL-SEC  
DALE WALKER AWARD SEMIFINALIST



AUBURN  **FAST**

AUBURN VS. WISCONSIN | JANUARY 1, 2015



# Table of Contents

## AUBURN OUTBACK BOWL MEDIA GUIDE

Table of Contents, Quick Facts.....	1
<b>Noting the Tigers</b> .....	<b>2-14</b>
Noting the Tigers .....	2-10
Auburn-Wisconsin Series History.....	11
Career and Single-Season Record Updates .....	12-14
<b>2014 Tigers</b> .....	<b>15-68</b>
Numerical/Alphabetical Roster.....	15-16
Depth Chart.....	17
Bios.....	18-68
<b>Coaching Staff</b> .....	<b>69-77</b>
Gus Malzahn.....	69-70
Assistant Coaches.....	71-74
Support Staff.....	75-76
Administration.....	77
<b>2014 Season in Review</b> .....	<b>78-97</b>
2014 Game Reviews.....	78-83
2014 Final Statistics.....	84-86
2014 Scoring Summaries.....	87
2014 Team Game-By-Game Statistics/Starting Lineups.....	88
2014 Individual Game-By-Game Statistics .....	89-90
2014 Superlatives.....	91
2014 Plays of 20+ Yards.....	92-93
Miscellaneous Statistics.....	93
Last Time.....	94-97
<b>Auburn Bowl History</b> .....	<b>98-124</b>
Auburn Bowl History.....	98
Auburn Bowl Records .....	99-101
Auburn Individual Bowl Statistics.....	102-105
Auburn Bowl Recaps .....	106-124



## 2014 QUICK FACTS

### General Information

<b>Location</b> .....	Auburn, Ala.
<b>Founded</b> .....	1856
<b>Enrollment</b> .....	25,469
<b>President</b> .....	Dr. Jay Gogue
<b>Athletic Director</b> .....	Jay Jacobs
<b>Faculty Representative</b> .....	Dr. Mary Boudreaux
<b>Nickname</b> .....	Tigers
<b>Colors</b> .....	Burnt Orange and Navy Blue (PMS 158 and 289)
<b>Stadium</b> .....	Jordan-Hare Stadium (87,451)
<b>Playing Surface</b> .....	Natural Grass
<b>Conference</b> .....	Southeastern (Western Division)
<b>First Year of Football</b> .....	1892
<b>All-Time Record</b> .....	734-420-47 (122nd)

### Football Staff

<b>Head Coach</b> .....	Gus Malzahn
<b>Assoc. Head Coach/Defensive Line</b> .....	Rodney Garner
<b>Offensive Coordinator/QBs</b> .....	Rhett Lashlee
<b>Co-Offensive Coordinator/WRs</b> .....	Dameyune Craig
<b>Co-Defensive Coordinator/Safeties</b> .....	Charlie Harbison
<b>Running Backs</b> .....	Tim Horton
<b>Tight Ends/Special Teams</b> .....	Scott Fountain
<b>Offensive Line</b> .....	J.B. Grimes
<b>Cornerbacks</b> .....	Melvin Smith

## 2014 RESULTS

8-4 Overall • 5-1 Home • 3-3 Away • 0-0 Neutral • 4-4 SEC

Aug. 30	ARKANSAS (SECN) .....	W, 45-21
Sept. 6	SAN JOSÉ STATE (ESPN2).....	W, 59-13
Sept. 18	at #20 Kansas State (ESPN).....	W, 20-14
Sept. 27	LOUISIANA TECH (SECN) .....	W, 45-17
Oct. 4	#15 LSU (ESPN).....	W, 41-7
Oct. 11	at #3 Mississippi State (CBS).....	L, 23-38
Oct. 25	SOUTH CAROLINA (SECN).....	W, 42-35
Nov. 1	at #7 Ole Miss (ESPN).....	W, 35-31
Nov. 8	TEXAS A&M (CBS) .....	L, 38-41
Nov. 15	at #16 Georgia (ESPN) .....	L, 7-34
Nov. 22	SAMFORD (ESPNU) .....	W, 31-7
Nov. 29	at #2 Alabama (ESPN).....	L, 44-55
Jan. 1	vs. #17 Wisconsin (ESPN2).....	11 a.m.

## AUBURN 2015 OUTBACK BOWL MEDIA GUIDE

### Credits

The Auburn 2015 Outback Bowl media guide is published by the Auburn Athletic Communications Office, a division of the Auburn Athletic Department.

The guide was edited and produced by Kirk Sampson, Shelly Poe, Chuck Gallina and Taylor Bryan with assistance from Scott Scroggins. Photography was provided by Wade Rackley and Zach Bland.

Cover artwork was provided by Tyler Trout.

The guide was printed by Craftmaster Printers, Auburn, Ala.

Auburn University is an equal opportunity educational institution/employer.

# Bowl Notes

## OUTBACK BOWL

**Auburn (8-4, 4-4 SEC)**  
**VS.**  
**Wisconsin (10-3, 7-1 B10)**

**Thursday, Jan. 1, 2015 • 11 a.m. CT**  
**Raymond James Stadium (65,857)**  
**Tampa, Fla.**

### Quick Facts

#### COACHES

Gus Malzahn (Henderson State, 1990)  
 Auburn Record.....20-5 (2nd year)  
 vs. Wisconsin ..... first meeting  
 Overall Record ..... 29-8 (3rd year)  
 vs. Wisconsin ..... first meeting

Barry Alvarez (Nebraska, 1969)  
 Wisconsin Record.....118-74-4 (16 years)  
 vs. Auburn ..... 1-1  
 Overall.....118-74-4 (16 years)  
 vs. Auburn ..... 1-1

#### SERIES HISTORY

Tied 1-1-1  
 at Madison..... Tied  
 at Nashville (Music City) .. Auburn leads 1-0  
 at Orlando (Capital One)..... Wisc. leads 1-0  
 Last Meeting .....Wisconsin 24, Auburn 10  
 ..... Capital One Bowl (1/1/06)  
 Current Streak..... Wisconsin, W1

#### RANKINGS

Auburn.....19 AP/19 coaches/19 CFP  
 Wisconsin .....17 AP/17 coaches/18 CFP

#### TELEVISION - ESPN2

Bob Wischusen..... Play-by-Play  
 Matt Millen..... Analyst  
 Quint Kessenich..... Reporter

#### RADIO

The Auburn IMG Sports Network provides radio coverage to more than 50 stations that cover the Southeast. Rod Bramblett (play-by-play), Stan White (color), Quentin Riggins (sideline), Paul Ellen (studio & SEC Report), Andy Burcham (locker room).

SATELLITE RADIO ..... SiriusXM 91  
 NATIONAL RADIO ..... Touchdown Radio  
 IN AUBURN..... WGZZ-FM (94.3)  
 ONLINE ..... AuburnTigers.com

### THE GAME

No. 19 Auburn (8-4, 4-4 SEC) faces No. 17 Wisconsin (10-3, 7-1 Big Ten) in the Outback Bowl January 1, 2015, at Raymond James Stadium in Tampa, Fla. The game will be televised by ESPN2.

### FIRST AND 10

- Auburn is 22-14-2 in bowl games all-time back through the 1937 Bacardi Bowl in Havana; the Tigers are 2-1 in three previous Outback Bowl appearances (1990, 1996, 2010)
- Ten of Auburn's 11 regular season FBS opponents are bowl-eligible this season
- Center Reese Dismukes is the 2014 Rimington Trophy winner
- Cameron Artis-Payne's 221 yards vs. Texas A&M were the most by an SEC rusher this year; he leads the SEC in rushing at 127.7 yards per game
- Quarterback Nick Marshall has a school QB record eight career 100-yard rushing games; Marshall is now second in Auburn career QB rushing at 1,838 yards, and needs 37 yards to pass Phil Gargis as Auburn's all-time leading rushing signalcaller
- Quan Bray is second in the nation in punt return average (18.1) and has two punt return TDs this year; the Tigers as a team rank third nationally at 17.82 yards per punt return
- Will Muschamp will be Auburn's defensive coordinator in 2015; Charlie Harbison will serve as defensive coordinator for the Outback Bowl
- Auburn leads the SEC in team rushing (258.5), interceptions (19) and punt return average (17.82); the Tigers are second in third-down percentage (.539) and yards per completion (14.42)
- Cameron Artis-Payne joins Tre Mason, Bo Jackson, Rudi Johnson and Cam Newton as the only rushers in Auburn history to post a 1,400-yard season
- Auburn has outscored its opponents by 46 points in the fourth quarter (108-62)
- Cameron Artis-Payne (123.5) and Auburn (258.5) lead the SEC in rushing; Wisconsin leads the Big Ten in rushing (314.0) and Melvin Gordon leads the nation in rushing (179.7)

### The Series

Auburn and Wisconsin have met just three times previously with the series tied 1-1-1, including two previous meetings in bowl games.

Auburn won 28-14 against the Badgers in the 2003 Music City Bowl in Nashville and Wisconsin won 24-10 in the 2006 Capital One Bowl in Orlando. The two teams tied 7-7 in their first all-time meeting in 1931 played in Madison, Wisc. The Badgers are the first three-time bowl opponent for Auburn.

Auburn is 11-7-2 all-time against current members of the Big Ten Conference, including an 8-4 (.667) mark in bowl games. That includes games against Indiana, Maryland, Michigan, Michigan State, Nebraska, Northwestern, Ohio State, Penn State, Rutgers and Wisconsin. Auburn's last matchup with a Big Ten team was a 38-35 overtime victory versus Northwestern in the 2010 Outback Bowl.

### In Bowl Games

Auburn has a 22-14-2 record in bowl games. The Tigers' first bowl game was a 7-7 tie with Villanova in the Bacardi Bowl in Havana, Cuba, following the 1936 season. Auburn has played 20 times in New Year's bowls.

Auburn will be making its fourth trip to the Outback Bowl, having previously defeated Ohio State 31-14 on January 1, 1990, in what was then called the Hall of Fame Bowl; losing 43-14 to Penn State in the 1996 Outback Bowl; and defeating Northwestern 38-35 in overtime in the 2010 Outback Bowl.

## Auburn in the Outback Bowl (2-1)

Season	Bowl	Opponent	Score	W-L-T	Date
1989	Hall of Fame/Outback	Ohio State	31-14	W	1/1/1990
1995	Outback	Penn State	13-43	L	1/1/1996
2009	Outback	Northwestern	38-35 [OT]	W	1/1/2010
2014	Outback	Wisconsin			1/1/2015

# Bowl Notes

## In January Games

Auburn is 11-9-2 (.545) all-time in January, all of those bowl games; the Tigers are 6-6-2 all-time in games played on January 1.

## Games In Florida

Auburn has a 26-35 record in all games played in the state of Florida, including games played in Gainesville, Jacksonville, Miami, Tallahassee and Tampa. Its last contest in the Sunshine State was a 38-35 overtime victory versus Northwestern in the 2010 Outback Bowl in Tampa.

## Versus Ranked Teams

Auburn is 103-145-6 all-time facing ranked opponents. Auburn is 45-36-2 at home against ranked teams, 27-63-2 on the road and 31-46-2 against ranked teams on a neutral field.

Auburn's 20-week streak ranked in the AP Top 10, second longest in school history, was stopped with the loss at Georgia.

24 weeks (Sept. 30, 1957 to Sept. 21, 1959)

20 weeks (Oct. 27, 2013 to Nov. 9, 2014)

17 weeks (Nov. 30, 1970 to Dec. 6, 1971)

17 weeks (Sept. 18, 1994 to Sept. 10, 1995)

Auburn's matchups when both teams have been ranked in the AP top five:

1971: #3 Alabama 31, #5 AU 7 (Birmingham)

1972: #3 Oklahoma 40, #5 AU 22 (Sugar Bowl)

1983: #3 Texas 20, #5 AU 7 (Auburn)

1983: #4 AU 28, #5 Florida 21 (Auburn)

1983: #3 AU 13, #4 Georgia 7 (Athens)

1990: #3 AU 26, #5 Tennessee 26 (Auburn)

2011: #1 AU 22, #2 Oregon 19 (BCS)

2013: #4 AU 34, #1 Alabama 28 (Auburn)

2013: #3 AU 59, #5 Missouri 42 (Atlanta/SEC)

2013: #1 Florida State 34, #2 Auburn 31 (BCS)

2014: #3 Miss St 38, #2 Auburn 23 (Starkville)

Auburn has won six straight matchups between ranked teams in Jordan-Hare Stadium. The last home loss by Auburn in a matchup of ranked teams was a 21-16 decision to No. 6 LSU by No. 10 Auburn in 2008.

#5 Auburn 41, #15 LSU 7 (2014)

#4 Auburn 34, #1 Alabama 28 (2013)

#7 Auburn 43, #25 Georgia 38 (2013)

#5 Auburn 24, #6 LSU 17 (2010)

#7 Auburn 65, #12 Arkansas 43 (2010)

#17 Auburn 35, #12 South Carolina 27 (2010)

Auburn's record as a ranked team all-time is 298-102-6. Ranked Auburn teams at home are 165-29-2; away from Auburn, ranked Tiger squads are 133-73-4 all-time.

The Tigers are 81-120-5 all-time when facing SEC opponents that are ranked (36-29-2 at home, 26-57-2 away, 19-34-1 neutral field).

## Season Scoring

The Tigers have scored 430 points this season, the fifth-most points scored in any season in Auburn history: 2010: 577; 2013: 553; 1995: 438; 2009: 433; 2014: 430

## When Scoring 20+ Points

The Tigers' streak of 23 games scoring at least 20 points was snapped with the loss at Georgia; that string extended back through the start of the 2013 season. Since 2001, Auburn is 108-18 (.869) when scoring 20 or more points in a game. Dating back to 1993, Auburn is 164-26-1 (.868) when scoring 20 or more points.

## 30+ Points

Prior to the 20-14 win at Kansas State, Auburn had scored 30 points or more in 12 consecutive games, a school record. The previous best was in 1994, when the Tigers scored 30+ points in eight straight games.

Auburn had its string of 88 consecutive games won when scoring 30 or more points snapped in the BCS title game, a 34-31 loss to Florida State. The streak began after a 56-49 four-overtime loss to Georgia in 1996. In its history, Auburn is now 312-7 (.981) when scoring at least 30 points.

## 1,000-Yard Rushers

Cameron Artis-Payne has extended Auburn's streak to six seasons with at least one 1,000-yard rusher. Artis-Payne has 1,482 yards this season.

Artis-Payne and Wisconsin's Melvin Gordon have combined to rush for 3,818 yards this season, 840 more yards than the leading rushers for any teams that will be facing each other in a bowl game. The next highest duo are Jay Ajayi of Boise State (1,689 yards) and Nick Wilson of Arizona (1,289 yards), who will be meeting in the Fiesta Bowl.

Gordon's 2,336 rushing yards this season are the most by any player Auburn has ever faced. The previous high was 2,015 by Penn State's Larry Johnson entering the 2003 Capital One Bowl. Auburn held Johnson to 72 yards rushing in a 13-9 win that day.

Among the eight schools with at least one 1,000-yard rusher per season from 2009-13 -- Wisconsin (9), Oregon (7), Stanford (6), Auburn (5), Boise State (5), Nebraska (5), Northern Illinois (5) and Washington (5) -- Auburn, Wisconsin, Boise State, Oregon and Nebraska

## STATISTICAL COMPARISON

### Auburn vs. Wisconsin 2014 Per Game Statistics

	AUB	WISC
Points	35.8	34.6
Total Offense	489.2	464.8
First Downs	24.4	21.3
Rushing Yards	258.5	314.0
Passing Yards	230.7	150.8
Time of Possession	30:07	33:41
3rd Down Pct.	54%	39%
Points Allowed	26.1	20.0
Yards Allowed	388.7	283.2
Rushing Yards Allowed	149.5	118.9
Passing Yards Allowed	239.2	283.2

## STATISTICAL LEADERS

### Season Totals

### RUSHING YARDS

AUBURN	WISC
C. Artis-Payne 1482	Melvin Gordon 2336
Nick Marshall...780	Corey Clement .844
Corey Grant.....334	Tanner McEvoy 574
Roc Thomas.....214	D. Ogunbowale.193

### PASSING YARDS

AUBURN	WISC
Nick Marshall .2315	Joel Stave .....1229
J. Johnson.....436	Tanner McEvoy 709

### RECEPTIONS

AUBURN	WISC
D. Williams.....45	Alex Erickson .....51
Quan Bray.....34	Sam Arneson .....27
Sammie Coates...30	Melvin Gordon...17
Ricardo Louis .....20	Kenzel Doe.....16

### POINTS SCORED

AUBURN	WISC
Daniel Carlson .104	Melvin Gordon .174
Nick Marshall .....68	R. Gaglianoe .....106
C. Artis-Payne ....66	Corey Clement ...60

### TACKLES

AUBURN	WISC
J. Ford.....84	Michael Caputo ..99
C. McKinzy.....82	Marcus Trotter...85
Kris Frost.....75	Derek Landisch ..77
J. Mincy.....63	Joe Schobert.....63
Joshua Holsey.....41	Vince Biegel .....55

### INTERCEPTIONS

AUBURN	WISC
Jonathan Jones.....6	Peniel Jean.....2
J. Whitehead .....4	4 players with.....1

### SACKS

AUBURN	WISC
D. Lambert.....3.5	Derek Landisch .9.0
A. Blackson.....3.0	Vince Biegel .....7.5
M. Adams.....3.0	Marcus Trotter...3.5

# Bowl Notes

## AUBURN BY THE NUMBERS

Category	2014	Under Malzahn
Record	8-4	20-6
SEC	4-4	11-5
West	3-3	8-4
East	1-1	3-1
Non-Conf	4-0	8-1
Home	6-1	14-1
Away	2-3	5-4
Neutral	0-0	1-1
Day	2-2	8-2
Night	6-2	12-4
TV Games	8-4	19-6
ABC	0-0	0-0
CBS	0-2	4-2
ESPN	3-2	4-4
ESPN2	1-0	3-0
ESPNU	1-0	3-0
FSN	0-0	2-0
SEC Network	3-0	3-0
Scoring first	6-1	14-1
Opp scoring first	2-3	6-5
Leading at half	5-1	15-2
Trailing at half	1-3	3-4
Tied at half	2-0	2-0
Leading after 3Q	7-1	16-2
Trailing after 3Q	0-3	2-4
Tied after 3Q	1-0	2-0
Overtime Games	0-0	0-0
Scoring <20 pts	0-1	0-1
Scoring 20+ pts	8-3	20-5
Scoring 30+ pts	7-2	18-3
Scoring 40+ pts	5-1	11-1
Allowing <20 pts	5-0	9-0
Allowing 20+ pts	3-4	11-6
Allowing 30+ pts	2-4	5-6
Rushing for <100 yds	0-0	0-0
Rushing for 100+ yds	8-4	20-6
Rushing for 200+ yds	7-2	18-4
Rushing for 300+ yds	3-1	10-1
Passing for 200+ yds	5-3	10-5
Passing for 300+ yds	0-1	1-1
Totalling <300 yds	0-1	0-1
Totalling 300+ yds	8-3	20-5
Totalling 400+ yds	6-3	14-5
Totalling 500+ yds	4-2	9-2
Allowing <100 yds	0-0	0-0
Allowing <300 yds	3-0	5-0
Allowing 300+ yds	5-4	15-6
Having 100-yd rusher	7-2	17-4
Having 2 100-yd rushers	4-0	8-0
Having 100-yd receiver	4-2	8-3
Opp 100-yd rusher	0-3	5-4
Opp 100-yd receiver	3-2	7-4
No turnovers	1-0	3-0
<3 turnovers	7-1	19-2
3+ turnovers	0-3	1-4
No takeaways	1-1	3-1
<3 takeaways	5-2	15-4
3+ takeaways	3-2	5-2
30:00+ possession	4-2	9-4
<30:00 possession	4-2	11-2

have extended their streaks this season.

The Tigers' 1,000-yard rushers during that string: Ben Tate (2009), Cam Newton (2010), Michael Dyer (2010 and 2011), Tre Mason (2012 and 2013), Nick Marshall (2013) and Cameron Artis-Payne (2014).

Gus Malzahn has produced 12 1,000-yard rushers in nine years as a college head coach/offensive coordinator, at least one in each season. Malzahn has had five 1,000-yard receivers and three 3,000-yard passers. Malzahn has had two 1,000-yard rushers in a season three times (Arkansas 2006; Auburn 2010, 2013). His 2007 Tulsa offense had three 1,000-yard receivers

### Some Tiger Stripes ...

- Auburn is third in the country in third-down conversion percentage this season (90-167, .539), trailing only Georgia Tech (90-158, .570) and Alabama (100-185, .541). Since the start of the 2013 season, Auburn has converted 50.0% of its third downs, which is fourth-best among FBS teams.

- Auburn averages 37.8 points per game, 296.1 rushing yards per game and 495.7 yards of total offense in 26 games under head coach Gus Malzahn.

- Auburn averaged 41.5 points and 573.5 yards of total offense, including 339.5 yards rushing in four home SEC games this year. In eight SEC games, Auburn averaged 34.4 points [2nd in SEC] and 519.9 yards of total offense [1st in SEC], including 270.3 yards on the ground, which also led the league.

- The Tigers have forced six turnovers in the red zone, including three interceptions by Jonathan Jones and one by Cassanova McKinzy. Against Ole Miss, Derrick Moncrief forced a Bo Wallace fumble recovered by Kris Frost at the Auburn 6-yard line and Frost forced a Laquon Treadwell fumble recovered by Cassanova McKinzy in Auburn's endzone.

- After being held scoreless in the first half at LSU in 2013, the Tigers have scored an offensive touchdown in 53 of the last 62 quarters against SEC opponents.

- Gus Malzahn is 12-2 in one-score games as a college head coach (9-2 at Auburn).

**3-1 in 2014:** W, 20-14 at No. 20 Kansas State; W, 42-35 vs. South Carolina; W, 35-31 at No. 7 Ole Miss; L, 38-41 vs. Texas A&M

**6-1 in 2013:** W, 31-24 vs. Washington State; W, 24-20 vs. Mississippi State; W, 30-22 vs. No.

24 Ole Miss; W, 45-41 at No. 7 Texas A&M; W, 43-38 vs. No. 25 Georgia; W, 34-28 vs. No. 1 Alabama; L, 31-34 vs. No. 1 Florida State

**3-0 at Arkansas State (2012):** W, 33-28 vs. Memphis; W, 36-29 vs. South Alabama; W, 41-34 at Troy

- Auburn has 23 scoring drives of 72 yards or longer in the last eight games, including drives of 99, 96, 93 and 92 yards. Of those 23 drives, 21 accounted for touchdowns.

- Since the start of the 2013 season, Auburn has averaged 296.1 rushing yards per game, sixth-best among FBS teams and third among Power 5 conference teams.

- Auburn is one of eight FBS teams averaging at least 230 yards passing and at least 230 yards rushing per game. The others: Baylor, Marshall, Michigan State, Mississippi State, Ohio State, Oregon and Toledo.

- Nick Marshall has rushed for 11 touchdowns and Cameron Artis-Payne has 11 TD on the ground this season, making 2014 just the fifth season in Auburn history in which the Tigers have had two players rush for double-digit touchdowns (1979, 1986, 2002, 2013, 2014). This is the first time in AU history that Auburn has had two players with double-digit rushing touchdowns in consecutive seasons (Tre Mason 23; Marshall 12 in 2013).

- The Tigers are +4 in turnover margin this season, but Auburn is outscoring its opponents 81-64 in points off turnovers (6.8-5.3 ppg).

- Auburn has had 20 or more first downs in 19 of the last 21 games. In 26 games under Gus Malzahn as head coach, Auburn has gained 20 or more first downs in a game 22 times. In 14 of the last 21 games, Auburn has gained at least 25 first downs. In 2014, the Tigers have averaged 24.4 first downs per game; under Gus Malzahn as head coach, Auburn has averaged 24.1 first downs. Auburn's 31 first downs vs. Texas A&M were the most by the Tigers since gaining 31 vs. Tennessee in the 2004 SEC Championship.

- Three times this season Auburn has had 250 yards rushing and 250 yards passing in a game, all against SEC Western division opponents: Arkansas (302 rush, 293 pass); LSU (298 rush, 268 pass); Ole Miss (253 rush, 254 pass).

- In the fourth quarter, Auburn is converting a quarter-best 25-39 (.641) third-down conversions while holding opponents to 17-45 (.378).



# Bowl Notes

In the second half, Auburn is converting 47-80 (.588) on third downs while its opponents are 37-91 (.406). For the entire game, Auburn is 53.9 percent (90-167) on third down while opponents are 36.7 percent (61-166).

- This season, Auburn won eight games for the 44th time in program history and for the 12th time since 2000.
- Auburn has returned three punts for a touchdown in its last 17 games. Prior to that, the Tigers had returned three punts for scores in 277 games dating back to 1991.
- Auburn had the most points scored by any opponent this season against five teams: Ole Miss, LSU, Alabama, Arkansas and San José State.
- The Tigers had the season high in total offense yardage by an opponent this season against five teams: Alabama, Arkansas, Ole Miss, Louisiana Tech and San José State.

## Dismukes Rimington Winner

Senior center Reese Dismukes is the 2014 winner of the Rimington Trophy, awarded to the nation's top center by the Boomer Esiason Foundation. The first Auburn player to receive that honor, he will be recognized at a banquet in Lincoln, Neb., on January 11.

A four-year starter with 49 career starts (second most in Auburn history), Dismukes was one of three finalists for the Outland Trophy, presented by the FWAA to the nation's best offensive lineman. Also a Rotary Lombardi Award and Senior CLASS Award semifinalist, Dismukes has been named first team All-America by Walter Camp, ESPN, CBSSports.com and Scout.com.

## All-SEC

Eight Auburn players earned all-SEC recognition from either the league's coaches or the Associated Press. Named first team all-SEC selections for 2014 by both groups were center Reese Dismukes and running back Cameron Artis-Payne. Dismukes was a first-team selection last year as well.

Second-team honorees were wide receiver Sammie Coates (coaches, AP), defensive back Jonathan Jones (coaches, AP), defensive back Jonathon Mincy (coaches) and return specialist Quan Bray (coaches).

Honorable mention on the AP team went to defensive lineman Gabe Wright and kicker/punter Daniel Carlson. Offensive lineman Braden Smith was named to the coaches all-SEC

freshman team.

## Artis-Payne & The 100-Yard Rushers

The SEC rushing leader at 123.5 yards per game, Cameron Artis-Payne has rushed for 1,482 yards so far this season, the fourth-best total in Auburn history. Only Artis-Payne, Tre Mason, Bo Jackson, Rudi Johnson and Cam Newton have rushed for more than 1,400 yards in a season at Auburn.

Artis-Payne's 2014 season marks the 15th time an Auburn player has led the SEC in rushing yards. 2013-14 is the fifth time Auburn has had the SEC's leading rusher in consecutive seasons, joining 1954-55, 1955-56, 1978-79, 1985-86 and 1993-94. The Tigers boasted the SEC's top rusher three consecutive seasons from 1954-56.

The senior crossed the 1,000-yard mark in the first half of the Texas A&M game; he finished with a career-best 221 yards on 30 carries against the Aggies, scoring twice, the best SEC rushing performance this season. It was his third straight 100-yard rushing game, seventh of the season and ninth of his career. Artis-Payne rushed for 143 yards at Ole Miss, his first 100-yard effort in a road game; he scored on a six-yard run against the Rebels.

Artis-Payne has rushed for 2,092 yards in his two-year career at Auburn, the third-most yards for a player in his first two seasons on the Plains in school history, trailing Michael Dyer (2,335 yards in 2010-11) and Kenny Irons (2,186 yards in 2005-06).

Prior to the Kansas State game, at least one Auburn player rushed for 100 yards or more in eight consecutive games, a school record streak besting the seven games set in 1978 (Joe Cribbs and William Andrews) and again in 1986 (Brent Fullwood and James Joseph). During the eight-game streak, the Tigers got 100-yard games from Tre Mason (6), Nick Marshall (3) and Artis-Payne (2).

Starting a new string, Artis-Payne (116 yards, 1 TD) and Marshall (105 yards) topped the century mark against Louisiana Tech, and duplicated that effort against LSU. Artis-Payne gained 126 yards against LSU, while Marshall had 119 yards and two rushing scores.

Artis-Payne (167 yards, 1 TD) and receiver Ricardo Louis (102 yards, 1 TD) were both 100-yard rushers against South Carolina. That marks the 12th time in 60 games under Malzahn (HC/OC) that Auburn had two 100-yard rushers in a game. It was the eighth time Auburn had two 100-yard rushers in 21 games

## AUBURN'S BOWL MVPS

### BCS National Championship Game

2010 Michael Dyer (offense)  
Nick Fairley (defense)

### Citrus Bowl/Capital One Bowl MVP

1982 Randy Campbell (*Tangerine Bowl*)  
1987 Aundray Bruce  
2001 Ben Leard (offense)  
Javor Mills (defense)  
2003 Ronnie Brown (MVP)  
Dontarrious Thomas (defense)

### Cotton Bowl MVP

1986 Bo Jackson  
2007 Courtney Taylor (offense)  
Will Herring (defense)

### Gator Bowl MVP

1954 Vince Dooley  
1954 Joe Childress  
1955 Joe Childress  
1971 Pat Sullivan  
1972 Wade Whatley  
1974 Phil Gargis

### Independence Bowl MVP

1996 Dameyune Craig (offense)  
Ricky Neal (co-defense)  
Takeo Spikes (co-defense)

### Liberty Bowl MVP

1965 Tom Bryan  
1984 Bo Jackson

### Music City Bowl MVP

2003 Jason Campbell

### Outback Bowl MVP

1990 Reggie Slack  
2010 Darvin Adams

### Peach Bowl/Chick-fil-A MVP

1990 Stan White (offense)  
Darrel Crawford (defense)  
1998 Dameyune Craig (offense)  
Takeo Spikes (defense)  
2007 Pat Sims  
2011 Onerio McCalebb (offense)  
Chris Davis (defense)

### Sugar Bowl MVP

1984 Bo Jackson  
2005 Jason Campbell

### Sun Bowl MVP

1968 Buddy McClinton (defense)  
David Campbell (offense)

# Bowl Notes

## CAREER STATS IN BOWL GAMES

### PASSING

Player	Comp-Att-Int	TD	Yds
Nick Marshall	14-27-1	2	217
Quan Bray	0-1-0	0	0

### RUSHING

Player	No	Yds	Avg./C	TD
Nick Marshall	16	45	2.8	1
Quan Bray	1	16	16.0	0
Cameron Artis-Payne	1	1	1.0	0
Corey Grant	1	-3	-3.0	0
Ricardo Louis	1	-6	-6.0	0

### RECEIVING

Player	No	Yds	Avg./C	TD
Quan Bray	6	16	2.7	0
Sammie Coates	4	61	15.3	0
Ricardo Louis	2	28	14.0	0
C.J. Uzomah	2	8	4.0	0
Melvin Ray	1	50	50.0	1
Marcus Davis	1	26	26.0	0

### DEFENSIVE

Player	UA+A	Tot	Misc.
Cassanova McKinzy	5+4	9	0.5 Sack, 1 PBU
Jonathon Mincy	8+0	8	2 PBU
Kris Frost	5+2	7	---
Jermaine Whitehead	5+0	5	1.0 TFL
Anothony Swain	3+1	4	1 FR
Robenson Therezie	3+1	4	1.0 TFL
Ladarius Owens	1+2	3	0.5 Sack
Jeffrey Whitaker	1+1	2	0.5 TFL
Gabe Wright	1+1	2	1.0 Sack
Angelo Blackson	1+0	1	1 Block, 1 FF
Trovon Reed	1+0	1	1 FF
Ricardo Louis	1+0	1	---
Corey Grant	1+0	1	---
Ben Bradley	0+1	1	---

### PUNT RETURNS

Player	No.	Yds.	Avg.	TD
Quan Bray	1	0	0.0	0

### KICK RETURNS

Player	No.	Yds.	Avg.	TD
Quan Bray	4	124	31.0	0

since Malzahn took over as head coach. Artis-Payne (112 yards) and Marshall (103 yards) did it earlier this season against San José State.

The Doak Walker Award semifinalist now has 10 career 100-yard rushing games and 17 rushing touchdowns. He is 15th among Auburn career rushers with 2,092 yards. Artis-Payne's 100-yard games:

- 221 *Texas A&M (2014)*
- 177 *Arkansas (2014)*
- 167 *South Carolina (2014)*
- 143 *at Ole Miss (2014)*
- 133 *Western Carolina (2013)*
- 129 *Samford (2014)*
- 126 *LSU (2014)*
- 116 *Louisiana Tech (2014)*
- 112 *San José State (2014)*
- 102 *Arkansas State (2013)*

Artis-Payne's 177-yard outing (averaging 6.8 yards per carry) vs. Arkansas was the previous career high for the senior; his 6-yard, 5-yard and 1-yard TD runs in the first half vs. San José State was his first career multiple-touchdown game.

### 50+ Carries

Auburn has reached the 50-carry mark twice this season, against San José State (50) and Texas A&M (59), averaging 360.5 yards rushing in those games (6.6 yards per carry).

The Tigers had 49 carries against LSU, 48 versus both Arkansas and Louisiana Tech, 47 vs. South Carolina, Samford and Alabama, 46 at Ole Miss, 45 at Kansas State and 43 at Mississippi State. Auburn averages 47.0 carries per game.

The Tigers averaged 52.1 rushing attempts per game in 2013. The Tigers carried the ball 50 or more times in nine contests (74 Missouri; 60 Texas A&M; 59 Florida Atlantic; 57 Georgia; 53 Florida State; 53 Tennessee; 52 LSU; 52 Alabama; 50 Arkansas State).

Since 1967, Auburn is 145-37-3 (.796) when rushing 50+ times in a game, 45-6-1 (.873) when rushing 60+ times in a game, 6-0 when rushing 70+ times in a game, and 1-0 when rushing 80+ times in a game (82 carries in a 41-0 win over Ole Miss in 1985).

### Duke's Debut

Junior college product D'haquille "Duke" Williams has enjoyed an auspicious Auburn debut. He leads the Tigers with 45 receptions for 730 yards (16.2 yds/catch) and five TD.

In the Iron Bowl vs. Alabama, Williams snagged seven passes for 121 yards, his fourth

100-yard receiving game this season.

At Mississippi State, his six catches gained 108 yards, with touchdown catches of 9 and 15 yards, his first multiple-score game at Auburn.

Williams gained 110 yards on eight catches at Kansas State for his second 100-yard receiving game, scoring on a 9-yard pass from Nick Marshall against the Wildcats. He snagged a deflected pass through the arms of two defenders for an 18-yard TD against Louisiana Tech.

With 154 yards receiving against Arkansas, the most ever by an Auburn player in his first game, Williams produced the 12th-best receiving day ever in an Auburn uniform and the best receiving total by a Tiger since Darvin Adams (217 yards) in the 2010 SEC championship game vs. South Carolina.

### Coates Racking Up Records

Sammie Coates gained 206 yards receiving at Alabama, the most by an Auburn player since Darvin Adams had 217 yards vs. South Carolina in the 2010 SEC Championship game, and the most ever by an Auburn receiver in the Iron Bowl. It's just the fifth 200-yard receiving game in Auburn history.

Coates' five catches at Alabama averaged 41.2 yards per reception, and he scored on TD tosses of 34 and 68 yards -- the 68-yard pass from Nick Marshall was the second-longest TD pass by Auburn in Iron Bowl history.

A junior, Coates has 1,733 career receiving yards, 10th best all-time at Auburn, and he has an 18-game reception streak. Coates' 902 receiving yards in 2013 were the seventh-best season in Auburn annals.

Coates' 13 career receiving TD put him ninth among Auburn's career leaders. Since the start of the 2013 season, Sammie Coates has caught 11 touchdown passes, all of which have covered at least 34 yards, with the average distance being 51.2 yards. Twelve of Coates' 13 career TD receptions have gone for more than 30 yards, with an average distance of 46.6 yards, and breaking Terry Beasley and Byron Franklin's school record of 10 30-yard touchdown receptions.

He snagged five catches for 122 yards and a score at Ole Miss; his 57-yard scoring catch from Marshall was the QB's longest completion of the season to that point, and the longest pass by Auburn vs. Ole Miss since 2003.

# Bowl Notes

Coates had 123 yards on three receptions in the first half and finished with 144 yards on four catches against LSU; those 144 yards surpassed his previous high of 139 yards vs. LSU in 2013. Coates' 56-yard reception in the first quarter was his first TD catch of the season.

## Versatile Quan Bray

Senior Quan Bray is the first player in Auburn history with a rushing, receiving and punt return touchdown in the same season. Bray's 23-yard rushing touchdown in the second quarter vs. Samford was his first career rushing touchdown and his ninth career touchdown (along with six receiving and two punt return TD). His three carries vs. Samford were his most since carrying four times vs. Florida Atlantic in 2011.

Bray scored on a punt return TD vs. San José State and again on a punt return against Louisiana Tech; he also had two receiving touchdowns against the Bulldogs. Bray also had a touchdown reception vs. Texas A&M.

Bray ranks second nationally in punt return average (18.1). Eighth in Auburn career punt return yardage (565) he is the second player in Auburn history to score two punt return TDs in the same season (Mike Fuller, 1974).

## Interceptors

With 19 interceptions for the year, Auburn ranks sixth nationally and has well surpassed its interception total from 2013 (13); this is the most for the Tigers in a season since the 2002 squad had 21 interceptions. The best Auburn seasons for interceptions: **34** (1969); **25** (1968); **24** (1970); **22** (1972, 1986, 1987, 1994, 1996); **21** (1960, 2002).

Eight different players have intercepted at least one pass this season. The Tigers rank first in the SEC and fourth nationally.

- 25 Louisville
- 24 Louisiana Tech
- 21 TCU
- 19 Auburn, Ole Miss, Houston

The Auburn defense has 32 interceptions in 26 games since the beginning of the 2013 season. Prior to that, the Tigers had 24 interceptions in 37 games since early in the 2010 campaign.

Jonathan Jones, with six interceptions and 10 pass breakups this season, ranks seventh nationally in interceptions (0.5) and ninth in passes defended (1.4) per game.

Auburn had three interceptions at Alabama, from Jonathan Jones (sixth of season, the fifth-most in a season in Auburn history and the

most since Walter McFadden had six in 2009); Jermaine Whitehead (fourth of season); and Johnathan Ford (third of season). The Tigers had a pair of interceptions against Samford from Kris Frost (the first of his career) and Jonathan Mincy (his first of the season and second of his career).

Auburn's defense also intercepted three passes in its games at Mississippi State and at home vs. South Carolina. It is the first time since 2002 that Auburn has intercepted at least three passes in consecutive games. That season, the Tigers intercepted four passes vs. LSU and then three more passes vs. Ole Miss. Auburn also had three interceptions against San José State, making this the first season in which Auburn's defense has had four 3-interception games since 1996.

Jones picked off two South Carolina passes, both in the endzone, his second consecutive game with multiple interceptions; Jones also grabbed two interceptions at Mississippi State. Jones is the first Auburn player to record two interceptions in a game since Robenson Therzie vs. Washington State in the 2013 opener. Auburn had only one player record two interceptions in a game from 2010-12 (Josh Bynes vs. Arkansas in 2010), a span of 39 games.

Johnathan Ford also had an interception against Mississippi State and Cassanova McK-inzy recorded one against South Carolina.

Montravius Adams had a 36-yard interception in the win over Louisiana Tech, the first of his career, and the first interception by an Auburn defensive lineman since Nick Fairley vs. Mississippi State in 2010.

Two interceptions at Kansas State were key in that road victory. Jonathan Jones' first-quarter interception in the endzone was the first interception of his career. He is the fourth Auburn player to record a pick this season. Trovon Reed's fourth-quarter interception at K-State was his second of the season; he has interceptions in back to back games.

Jermaine Whitehead had his second interception in as many games with a 19-yard pick against San José State. Jerraud Powers in 2007 vs. Georgia and Alabama was the last Auburn player to have interceptions in back-to-back games.

Johnathan Ford (3 yards) and Reed (6 yards) recorded their first career interceptions vs. San José State, Auburn's first three-interception game since last year vs. Washington State.

## AUBURN IN OVERTIME

**Auburn OT Record:** 7-5

**Home:** 5-3

**Road:** 0-2

**Neutral:** 2-0

**SEC:** 1-4

**Non-Conference:** 6-1

Date	Opponent	Result
11/16/96	GEORGIA(4OT)	L, 56-49
9/25/99	OLE MISS	L, 24-27
11/11/00	GEORGIA	W, 29-26
10/20/01	LOUISIANA TECH	W, 48-41
9/28/02	SYRACUSE (3OT)	W, 37-34
10/19/02	at Florida	L, 30-23
10/22/05	at LSU	L, 20-17
9/8/07	SOUTH FLORIDA	L, 26-23
12/31/07	vs. Clemson*	W, 23-20
1/1/10	vs. Northwestern^	W, 38-35
9/18/10	CLEMSON	W, 27-24
9/15/12	ULM	W, 31-28

All games 1 OT unless noted

Home Games All Caps

\* Chick-fil-A Bowl

^ Outback Bowl

### Auburn OT Records:

**First OT Game in SEC History:**

Auburn vs. Georgia, 1996

**Most OT Periods:** 4, vs. Georgia, 1996

**Most OT Points Scored:** 21 vs. Georgia, 1996

**Most Rushing Yards:**

40, Carnell Williams vs. Syracuse, 2002

**Most Passing Yards:**

45, Dameyune Craig vs. Georgia, 1996

**Most Receiving Yards:**

23, Karsten Bailey vs. Georgia, 1996



# Bowl Notes

## 2014 FOOTBALL HONORS

(as of December 15)

### **Cameron Artis-Payne**

Doak Walker Award semifinalist  
Reese's Senior Bowl  
Coaches All-SEC 1st team  
AP All-SEC 1st team

### **Quan Bray**

Coaches All-SEC 2nd team (RS)  
SEC Special Teams Player of Week (La Tech)  
CFPA Punt Returner of Week (San José State)  
CFPA Punt Returner of Week (La Tech)

### **Daniel Carlson**

2nd team Freshman All-America (Scout)  
AP All-SEC honorable mention  
SEC Special Teams Player of Week (LSU)  
SEC Freshman of Week (Arkansas)

### **Sammie Coates**

Coaches All-SEC 2nd team  
AP All-SEC 2nd team  
SEC Community Service Team  
Wuerffel Trophy nominee  
AFCA Good Works Team nominee

### **Shon Coleman**

Orange Bowl-FWAA Courage Award

### **Reese Dismukes**

Rimington Trophy winner  
Outland Trophy finalist  
1st team All-America (Walter Camp, ESPN, CBS Sports, Scout, FWAA)  
Reese's Senior Bowl  
Coaches All-SEC 1st team  
AP All-SEC 1st team  
Senior CLASS Award semifinalist  
Rotary Lombardi Award semifinalist

### **Kris Frost**

SEC Defensive Player of Week (Ole Miss)

### **Joshua Holsey**

SEC Defensive Player of Week (Kansas State)

Whitehead's 32-yard interception return for a TD against Arkansas was the second interception score of his career (also vs. Florida Atlantic 2011). Auburn's streak of consecutive seasons with an interception return TD is now eight. Whitehead also had a second-quarter interception vs. Texas A&M.

### **Top Tacklers**

Kris Frost led Auburn vs. Samford with 13 tackles, 1.5 TFL and an interception, his second double-figure tackle effort of the year and the sixth for Auburn this season. Double-digit tacklers this season:

14	<i>Kris Frost (South Carolina)</i>
13	<i>Kris Frost (Samford)</i>
12	<i>Johnathan Ford (Ole Miss)</i>
12	<i>Cassanova McKinzy (Texas A&amp;M)</i>
11	<i>Joshua Holsey (Kansas State)</i>
10	<i>Cassanova McKinzy (San José State)</i>

Auburn has five players with more than 100 career tackles: Jermaine Whitehead (210), Jonathon Mincy (204), McKinzy (180), Frost (139) and Robenson Therezie (114).

McKinzy recorded his second double-figure tackle performance of the year with 12 stops against Texas A&M. Johnathan Ford had six tackles and Frost five against the Aggies. McKinzy and Whitehead led Auburn with nine tackles each at Georgia. Ford was the leading tackler with nine at Alabama.

Linebacker Frost had a team season high 14 tackles in the win over South Carolina, a career best for Frost, along with a fumble recovery and a later forced fumble, earning SEC defensive player of the week honors. Jonathon Mincy and Ford each added seven tackles vs. the Gamecocks.

Ford had a career-high 12 tackles at Ole Miss, while Frost added 9 stops, a sack and a forced fumble and fumble recovery. Ford led Auburn tacklers at Mississippi State with nine tackles, adding an interception and a forced fumble against the Bulldogs. Frost and DaVonte Lambert had seven each vs. Mississippi State.

Three defenders -- Therezie, Ford and McKinzy -- led the squad with six tackles each in the win over LSU. Ford added his first career sack in that game. McKinzy led Auburn with nine tackles and a TFL against Louisiana Tech; Mincy and freshman Tré Williams both had seven stops vs. the Bulldogs.

Joshua Holsey was Auburn's leading tackler at Kansas State; his 11 tackles (10 of them solo stops) earned him SEC defensive player of the

week honors. Johnathan Ford had eight tackles and Kris Frost and Mincy added six each against the Wildcats.

McKinzy was Auburn's leading tackler with 10 stops vs. San José State, followed by Ford with eight tackles. Jermaine Whitehead and Mincy, each with seven tackles, and McKinzy with six stops, a sack and two TFL, were Auburn's top tacklers in the season opener against Arkansas.

McKinzy, who led Auburn in tackles (75) as a sophomore last season, was the first underclassman to lead the Tigers in that category since sophomore Zac Etheridge in 2008.

### **Tackles For Loss**

Led by Angelo Blackson with 2.5 tackles for loss and Jonathon Mincy with two, Auburn's 10 TFL at Ole Miss marked the 15th time since the beginning of the 2004 season Auburn posted 10 TFL in a game. Auburn also had 10 TFL against San José State this season. The Tigers went 14-1 in those contests:

2014: Ole Miss	10 TFL
2014: San Jose State	10 TFL
2013: Ole Miss	14 TFL
2013: Arkansas State	13 TFL
2012: at Ole Miss	10 TFL
2010: vs. Oregon	11 TFL
2010: ULM	10 TFL
2010: Arkansas State	10 TFL
2006: vs. Nebraska	11 TFL
2006: Buffalo	11 TFL
2005: Alabama	12 TFL
2005: at Kentucky	11 TFL
2005: South Carolina	11 TFL
2004: Kentucky	16 TFL
2004: Louisiana Tech	15 TFL

Tigers recording a TFL vs. the Spartans were Montravius Adams (3), Jonathon Mincy (2), Ben Bradley, Kenny Flowers, DaVonte Lambert, Jermaine Whitehead and Gabe Wright. Other Tigers with a TFL at Ole Miss were Adams, Elijah Daniel, Johnathan Ford, Kris Frost, Cassanova McKinzy, LaDarius Owens, Gimel President and Wright. Auburn is averaging 6.25 TFL per game this season.

# Bowl Notes

## NCAA Rankings

as of 12/15/14

### Team

- 3rd-Down Conv: 3rd (.539)
- Punt Returns: 3rd (17.82)
- Interceptions: 6th (19)
- Rush Offense: 11th (258.5)
- Red Zone Defense: 11th (.720)
- Pass Eff Offense: 13th (155.28)
- Total Offense: 17th (489.2)
- Scoring Offense: 22nd (35.8)
- 3rd-Down Defense: 35th (.367)
- Red Zone Offense: 36th (.873)
- TO Margin: 38th (+0.33)
- Total Defense: 59th (388.7)
- Scoring Defense: 59th (26.1)
- Pass Offense: 63rd (230.7)
- Pass Eff Defense: 63rd (127.25)
- Net Punting: 75th (36.75)
- Kick Returns: 78th (20.25)
- Pass Defense: 83rd (239.2)

### Individuals in Top 30

- 2nd: Quan Bray Punt Return Avg. (18.1)
- 3rd: Sammie Coates Yds/Reception (23.9)
- 16th: C. Artis-Payne Rush Yds/Game (123.5)
- 7th: Jonathan Jones Interceptions (0.5)
- 9th: Jonathan Jones Passes Defended (1.4)
- 11th: Nick Marshall Yds/Completion (14.2)
- 15th: Nick Marshall Yds/Att (8.54)
- 18th: Nick Marshall Pass Efficiency (148.7)
- 24th: Daniel Carlson FG/Game (1.42)
- 25th: Daniel Carlson Scoring/Game (8.7)
- 25th: Daniel Carlson FG Pct. (.810)
- 29th: C. Artis-Payne All-Purp Yds (134.25)
- 29th: Kris Frost Forced Fumbles/Gm (0.25)

### For Starters

Auburn now has 41 players with at least one career start on its 2014 roster. Tops are offensive linemen Reese Dismukes (49 career starts) and Chad Slade (48). Those numbers are the best in the SEC for current offensive linemen. The Auburn career leaders in games started:

**52:** Lee Ziemba (2007-10)

**49:** Will Herring (02-06); R. Dismukes (11-14)

**48:** Chad Slade (2011-14)

**47:** Jeno James (1996-99); Daren Bates (09-12)

**45:** Stan White (1990-93); Craig Stevens (06-10); Ryan Pugh (2007-10)

Making first starts for Auburn in the season opening win over Arkansas were: DE Montravius Adams, S Johnathan Ford, OT Shon Coleman and WR D'haquille Williams. DE DaVonte Lambert made his first Auburn start at Kansas State, and LB Tré Williams, LB Anthony Swain, OG Devonte Danzey and DE Gimel President were first-time starters vs. LSU. DB Derrick Moncrief made his first start at Ole Miss, and RB Roc Thomas was a

first-timer at Georgia.

### More From The Alabama Game...

- In the Iron Bowl, Sammie Coates finished with 206 yards receiving and Duke Williams had 121 yards, making it the first game in program history that Auburn had a 200-yard receiver and a 100-yard receiver in the same game.
- Auburn's 630 yards total offense were the most by the Tigers in an Iron Bowl; the previous best was 541 yards in 1969.
- Auburn's 383 yards of total offense in the first half of the Iron Bowl were the most yards the Tigers have gained in a half since gaining 440 yards in the first half against Florida Atlantic in 2013. It was the most in a half of an SEC game since having 410 yards in the first half vs. Mississippi State in 2003.

• Auburn's 456 yards passing against Alabama was the second-highest total by an SEC team this season, only trailing Texas A&M's 511 yards at South Carolina.

• Nick Marshall's 505 yards of total offense at Alabama were the second-highest total by an SEC player in 2014, only trailing Kenny Hill's 516 yards at South Carolina.

• After Nick Marshall tied a career-high with three touchdown passes in the Iron Bowl, he now has 18 on the season, tied with Dameyune Craig (1994-97) for fifth on Auburn's single-season touchdown list. Marshall also threw three TD passes vs. Louisiana Tech earlier this season.

• Angelo Blackson's block of an extra point attempt was the first by an Auburn player since Corey Lemonier vs. South Carolina in 2011. It was Blackson's fourth career blocked kick.

• Auburn posted a new high for passing yards in the Iron Bowl by the Tigers with 456 yards; the previous best was 317 in the 1970 game.

• This was the first time since 1969-70 that Auburn scored 30+ points vs. Alabama in consecutive games.

### The Return Game

Quan Bray scored his second punt return touchdown of the season with a 76-yard score against Louisiana Tech, the seventh-longest in school history and fifth-longest in AU history that went for a score, earning him SEC special teams player of the week honors. Bray ranks second nationally in punt return average (18.1). Bray is eighth in Auburn history in career punt return yardage (565).

## 2014 FOOTBALL HONORS

(continued)

### Jonathan Jones

Coaches All-SEC 2nd team  
AP All-SEC 2nd team

### Nick Marshall

Maxwell Award semifinalist  
Davey O'Brien Award semifinalist  
Manning Award Star of Week (LSU, South Carolina, Ole Miss)

### Jonathon Mincy

Coaches All-SEC 2nd team

### LaDarius Owens

NFLPA Collegiate Bowl

### Chad Slade

NFLPA Collegiate Bowl

### Braden Smith

Freshman All-SEC

### Gabe Wright

Reese's Senior Bowl  
AP All-SEC honorable mention



# Bowl Notes

Bray is the second player in Auburn history to score two punt return TDs in the same season (Mike Fuller, 1974). Bray's 55-yard punt return for a touchdown against San José State was the first return TD of the senior's career, and continued an Auburn tradition of productivity in the return game.

Auburn ranks second in the nation among teams with the longest active streak of kickoff returns for a touchdown in consecutive seasons. The Tigers have had at least one kickoff return for a score in each of the past six seasons, including Tre Mason's 100-yard return against Washington State and Corey Grant's 90-yard return at Tennessee last year.

Schools with the most consecutive seasons with a kickoff return for a score: 10: *Kansas State*; 6: *Auburn*; 5: *Northern Illinois*; 4: *Florida*.

Auburn's KOR touchdowns during that string were by: Corey Grant (90 vs. Tennessee, 2013); Onterio McCalebb (100 vs. Mississippi State, 2012 and 83 vs. Alabama, 2011); Tre Mason (97 vs. Utah State in 2011 and 100 vs. Washington State, 2013); Demond Washington (95 vs. Ole Miss, 2010 and 99 vs. Georgia, 2009); and Tristan Davis (97 vs. Arkansas and 95 vs. UT-Martin, 2008).

## Triple-Threat Toe

Redshirt freshman Daniel Carlson has handled the majority of punting, placekicking and kickoff duties this season, the first Tiger to do all three since Damon Duval (1999-2002).

In his debut vs. Arkansas, Carlson averaged 53.3 yards on three punts, downing two inside the 20, and had seven touchbacks on kickoffs, earning SEC Freshman of the Week accolades. Carlson's 62-yard punt against Arkansas was the longest at Auburn since 2007. His field goals of 46 and 42 yards earned him SEC special teams player of the week honors vs. LSU.

Connecting on five field goals and three PAT at Alabama, Carlson's 18 points kicking tied the Auburn single game record set by Al DelGreco vs. Kentucky in 1982. Five field goals made, a career high for Carlson, was the most by an Auburn kicker in a game since Jaret Holmes vs. UAB in 1996.

For the year, Carlson is averaging 41.6 yards on 37 punts, with 11 landing inside the 20. He is 53-53 on PAT attempts -- fourth in Auburn single-season leaders -- and 17-21 on field goals (one blocked). On kickoffs, 46-75 (62.6%) have been touchbacks. Carlson is third in Auburn single-season kick scoring with 104 points.

## Total Offense Quarters Under Malzahn

In the second quarter against Alabama, Auburn gained 242 yards of total offense, marking the tenth time in 26 games under Gus Malzahn and the fourth time this year the Tigers have gained at least 200 yards of total offense in a quarter. Seven of those quarters were against SEC teams.

	<i>Opponent</i>	<i>Yds</i>	<i>Qtr</i>
2014	<i>LSU</i>	247	1
2014	<i>Alabama</i>	242	2
2014	<i>San José State</i>	224	1
2014	<i>Arkansas</i>	228	1
2013	<i>Western Carolina</i>	229	2
2013	<i>Texas A&amp;M</i>	242	1
2013	<i>Texas A&amp;M</i>	227	4
2013	<i>Florida Atlantic</i>	244	2
2013	<i>Tennessee</i>	211	2
2013	<i>Missouri</i>	220	3

## 100/100

Cameron Artis-Payne's 143 yards on the ground and Sammie Coates' 122 receiving yards at Ole Miss mark the seventh time under head coach Gus Malzahn that the Tigers have had both a 100-yard rusher and receiver in the same game.

Artis-Payne's 177 yards rushing and D'haquille Williams' 154 yards receiving vs. Arkansas mark the first time Auburn has had a 150-yard rusher and a 150-yard receiver in a game since Carnell Williams [177 rush] and Tim Carter [156 receiving] did it against Arkansas in 2001, a stretch of 159 games.

## Average Per Down

Here's a breakdown of how the 2014 Auburn offense operates on first, second, third and fourth down.

On first down, the Tigers have run 404 plays, gaining 2,664 yards for an average of 6.6 yards per play. On second down, AU has tried 289 plays for 2,034 yards, an average of 7.0 per play.

On third down, the Tigers have attempted 164 plays, gaining 1,182 yards for a 7.2 average. Auburn has tried seven fourth-down conversions (17) this season, scoring a 5-yard rushing touchdown vs. San José State.

Auburn's TDs have come 14 times on first down (12 rush, 2 pass), 17 times on second (9 rush, 8 pass), 15 times on third down (10 pass, 3 rush) and once on fourth down (1 rush).

## First-Time Tigers

In 2014, 28 Tigers have made their Auburn debut. Twelve saw their first career action in the season opener vs. Arkansas: Peyton Barber,

Daniel Carlson, Xavier Dampeer, Gray King, DaVonte Lambert, Derrick Moncrief, Nick Ruffin, Braden Smith, Tyler Stovall, D'haquille Williams, Tré Williams, Hunter Wood.

Eight more made their debuts against San José State: Aaron Garrison, Raashed Kennion, Alex Kvikly, Devaroe Lawrence, Deon Mix, Stephen Roberts, Roc Thomas, Cameron Toney. First-time players at Kansas State were Matthew Shiel and Raashed Kennion.

Stanton Truitt saw his first snaps against Louisiana Tech and Jimmy Hutchinson did the same vs. LSU. Ike Powell saw his first action at Ole Miss. Michael Sherwood, Cameron Toney and Alec Brown played against Samford.

## Scoring By Quarters

In 2014, Auburn has outscored its opponents in the first quarter 96-91 (+5), and has outscored its opponents 143-103 (+40) in the second quarter. In the third quarter, Auburn leads the scoring 83-57 (+26), and the Tigers hold a 108-62 (+46) advantage in the fourth quarter. Auburn has held its opponent scoreless in 14 of 48 quarters.

## Winningest Programs

Entering 2014, Auburn ranked 13th among the all-time winningest FBS football programs; the Tigers currently have 734 total victories.

The 18 FBS teams that have 700+ all-time wins: Michigan, Texas, Nebraska, Notre Dame, Penn State, Ohio State, Oklahoma, Alabama, Tennessee, Southern Cal, Georgia, LSU, Auburn, West Virginia, Syracuse, Virginia Tech, Texas A&M and Georgia Tech.

## The Graduates

Auburn already has six college graduates on its 2014 roster. Chad Slade (sociology) and Jermaine Whitehead (accounting) were August, 2014, graduates. Jonathon Mincy (public administration) received his bachelor's degree in December, 2013, while Shon Coleman (public administration), Forrest Hill (public administration) and LaDarius Owens (communication) received their diplomas in May, 2014.

Fifteen more Tigers were scheduled to graduate in December: Camneron Artis-Payne, Gage Batten, Angelo Blackson, Ben Bradley, Quan Bray, Sammie Coates, Devonte Danzey, Reese Dismukes, Justin Garrett, Keymiya Harrell, Jonathon Mincy, Trovon Reed, Robenson Therezie, Brian Walsh and Jeffrey Whitaker.

# Auburn-Wisconsin Series History

Jan. 2, 2006 • ABC • Citrus Bowl Stadium (57,221) • Orlando, Fla.

	#21	<b>WISCONSIN</b>	<b>24</b>
	#7	<b>AUBURN</b>	<b>10</b>

## SCORING SUMMARY

Wisconsin	10	7	0	7	—	24
Auburn	0	0	3	7	—	10

UW - Williams 30 yd pass from Stocco (Mehlhoff kick), 7:55, 1st  
 UW—Mehlhoff 19 field goal, 0:21, 1st  
 UW—Daniels 13 pass from Stocco (Mehlhoff kick), 7:19, 2nd  
 AU—Vaughn 19 field goal, 11:54, 3rd  
 AU—Taylor 9 pass from Cox (Vaughn kick), 14:49, 4th  
 UW—Calhoun 33 run (Mehlhoff kick), 13:22, 4th

## TEAM STATISTICS

	AU	UW
First Downs	19	24
Rushes-Yards	35-99	42-247
Passing Yards	137	301
Comp-Att-Int	15-33-1	15-27-0
Total Plays-Yards	68-236	69-548
Punts-Avg.	6-45.7	3-45.3
Fumbles/Lost	1/1	2/1
Penalties-Yards	5-35	7-56
3rd Down Conv.	4 of 14	7 of 15
Time of Possession	29:12	30:48

## INDIVIDUAL STATISTICS

RUSHING: (AU) - K. Irons 22-88, Lester 7-31, Obomanu 1-8, Cox 5-(-28); (UW) - Calhoun 30-213 (TD), B. Williams 4-35, Walker 2-9, TEAM 1-0, Stocco 5-(-10).  
 PASSING: (AU) - B. Cox 15-33-1, 137 (TD). (UW) - Stocco 15-27-0, 301 (2TD).  
 RECEIVING: (AU) - Obomanu 5-62, Aromashodu 2-16, Taylor 2-14 (TD), Mix 2-11, K. Irons 1-21, Lester 1-9, Wallace 1-4, Slaughter 1-0; (UW) - B. Williams 6-173 (TD), Orr 4-74, Daniels 3-46 (TD), Calhoun 1-8, J. Walker 1-0.

## LAST MEETING WITH WISCONSIN

Brian Calhoun rushed for 213 yards and one touchdown and John Stocco passed for 301 yards and two scores as Wisconsin defeated Auburn, 24-10, in the 2006 Capital One Bowl.

The loss snapped Auburn's three game bowl winning streak, and left the Tigers 9-3 on the season.

Wisconsin took a 17-0 lead into halftime, and saw the Tigers mount a 10-point comeback early in the fourth quarter. Brandon Cox found Courtney Taylor for a 9-yard score at the 14:49 mark of the fourth to pull Auburn within seven.

However, Calhoun rushed for a 33-yard touchdown less than two minutes later, giving the Badgers the final 24-10 outcome.

Cox finished 15-of-33 for 137 yards and one touchdown in the final game of his sophomore season. Kenny Irons rushed for 88 yards giving him 1,293 on the season the sixth best single season mark in Auburn history.

Ben Obomanu ended his Auburn career with five receptions for 62 yards. His senior counterpart, Anthony Mix, caught 2 passes for 11 yards, giving him 1,010 yards in his career.

Wisconsin opened the game scoring when Stocco found Brandon Williams on a 30-yard reception at the 7:55 mark of the first quarter.

Taylor Mehlhoff connected on his only field goal of the day, a 19-yarder, at the end of the first quarter, then watched as Stocco found Owen Daniels for a 13-yard touchdown pass in the second quarter.

John Vaughn connected on a 19-yard field goal, his 12th of the season, in the third quarter to put Auburn on the board.

Defensively, David Irons led the Tigers with 11 tackles.

Senior Wayne Dickens posted his second multiple sack game of the season, finishing with two, while Stanley McClover had one.

## GAME-BY-GAME STATISTICS

Date	Site	Result	Attend	Rank		AU				Passing				Tot Off		WIS		Rushing				Passing				TotOff	
				AU	WIS	FD	No	Yds	TD	C	A	I	Yds	TD	No	Yds	FD	No	Yds	TD	C	A	I	Yds	TD	No	Yds
10-10-31	Madison	T 7-7																									
12-31-03	Nashville [Music City Bowl]	W 28-14	55,109	NR	NR	15	40	197	4	11-23-1	157	0	63	354	18	37	58	0	17-29-1	203	1	66	261				
1-2-06	Orlando [Citrus Bowl]	L 10-24	57,221	7	21	19	35	99	0	15-33-1	137	1	68	236	24	42	247	1	15-27-0	301	2	69	548				

## AUBURN - WISCONSIN SERIES RESULTS (Tied 1-1-1)

YR.	SCORE	SITE	DATE
1931:	Tie, 7-7	at Madison	Oct. 10
2003:	AU, 28-14	at Nashville, TN [Music City]	Dec. 31
2005:	UW, 24-10	at Orlando, FL [Capital One]	Jan. 1, '06

at Madison: Tied, 0-0-1

at Neutral Sites: Tied, 1-1

at Nashville, TN: AU leads 1-0  
 at Orlando, FL: UW leads 1-0



# Season/Career Records Update

## Passing Yardage

Player	Year	Att	Comp	Pct	Yards
1. Dameyune Craig	1997	403	216	.536	3277
2. Cam Newton	2010	280	185	.661	2854
3. Jason Campbell	2004	270	188	.696	2700
4. Chris Todd	2009	328	198	.604	2612
5. Pat Sullivan	1970	281	167	.594	2586
6. Patrick Nix	1995	331	201	.607	2574
7. Brandon Cox	2005	306	177	.578	2324
8. Nick Marshall	2014	271	163	.601	2315
9. Dameyune Craig	1996	310	169	.545	2296
10. Stan White	1990	338	180	.533	2242

## Pass Attempts

Player	Year	Yards	Pct	Comp	Att
1. Dameyune Craig	1997	3277	.536	216	403
2. Stan White	1990	2242	.533	180	338
3. Patrick Nix	1995	2574	.607	201	331
4. Chris Todd	2009	2612	.604	198	328
5. Ben Leard	2000	2158	.605	193	319
6. Stan White	1991	1927	.498	158	317
7. Brandon Cox	2007	2080	.595	188	316
8. Dameyune Craig	1996	2296	.545	169	310
9. Brandon Cox	2005	2324	.578	177	306
10. Stan White	1992	1790	.515	157	305
--- Nick Marshall	2014	2315	.601	163	271

## Yards Per Attempt (min. 150 Attempts)

Player	Year	Att	Yards	Yds/Att
1. Cam Newton	2010	280	2854	10.193
2. Jason Campbell	2004	270	2700	10.000
3. Pat Sullivan	1970	281	2586	9.203
4. Ben Leard	1999	157	1423	9.064
5. Nick Marshall	2014	271	2315	8.542
6. Nick Marshall	2013	239	1976	8.268
7. Dameyune Craig	1997	403	3277	8.132
8. Brandon Cox	2006	271	2198	8.111
9. Reggie Slack	1988	279	2230	7.993
10. Chris Todd	2009	328	2612	7.963
11. Reggie Slack	1989	252	1996	7.921

## Pass Completions

Player	Year	Att	Yards	Comp
1. Dameyune Craig	1997	403	3277	216
2. Patrick Nix	1995	331	2574	201
3. Chris Todd	2009	328	2612	198
4. Ben Leard	2000	319	2158	193
5. Brandon Cox	2007	316	2080	188
Jason Campbell	2004	270	2700	188
7. Cam Newton	2010	280	2854	185
8. Jason Campbell	2003	293	2267	181
9. Stan White	1990	338	2242	180
10. Jeff Burger	1987	267	2066	178
--- Nick Marshall	2014	271	2315	163

## Completion Percentage (Min. 100 Attempts)

Player	Year	Att	Comp	Pct
1. Ben Leard	1999	157	111	.707
2. Jason Campbell	2004	270	188	.696
3. Jeff Burger	1987	267	178	.667
4. Cam Newton	2010	280	185	.661
5. Jason Campbell	2002	149	94	.631
6. Jason Campbell	2001	142	89	.627
7. Jason Campbell	2003	293	181	.618
8. Clint Moseley	2011	108	66	.611
9. Patrick Nix	1995	331	201	.607
10. Stan White	1993	271	164	.605
Ben Leard	2000	319	193	.605
--- Nick Marshall	2014	271	163	.601

## Yards Per Completion (Min. 75 completions)

Player	Year	Comp	Yards	Yds/Comp
1. Pat Washington	1984	77	1202	15.610
2. Pat Sullivan	1970	167	2586	15.485
3. Cam Newton	2010	185	2854	15.427
4. Loran Carter	1967	86	1307	15.198
5. Dameyune Craig	1997	216	3277	15.171
6. Daniel Cobb	2002	80	1175	14.689
7. Jason Campbell	2004	188	2700	14.362
8. Nick Marshall	2014	163	2315	14.202
9. Phil Gargis	1976	80	1118	13.975
10. Nick Marshall	2013	142	1976	13.915
11. Gabe Gross	1998	88	1222	13.886

## Touchdown Passes

Player	Year	Att	Comp	Yards	TD
1. Cam Newton	2010	280	185	2854	30
2. Chris Todd	2009	328	198	2612	22
3. Jason Campbell	2004	270	188	2700	20
Pat Sullivan	1971	281	162	2012	20
5. Nick Marshall	2014	163	271	2315	18
Dameyune Craig	1997	403	216	3277	18
7. Pat Sullivan	1970	281	167	2586	17
8. Dameyune Craig	1996	310	169	2296	16
Pat Sullivan	1969	257	123	1686	16
10. Brandon Cox	2005	306	177	2324	15
Patrick Nix	1995	331	201	2574	15

## Touchdown Passes Per Game

Player	Year	TD	Games	TD/Gm
1. Cam Newton	2010	30	14	2.14
2. Pat Sullivan	1971	20	10	2.00
3. Ben Leard	1999	12	7	1.71
4. Pat Sullivan	1970	17	10	1.70
5. Chris Todd	2009	22	13	1.69
6. Pat Sullivan	1969	16	10	1.60
7. Jason Campbell	2004	20	13	1.54
8. Nick Marshall	2014	18	12	1.50
Dameyune Craig	1997	18	12	1.50
10. Dameyune Craig	1996	16	11	1.45
11. Loran Carter	1968	14	10	1.40

## Highest TD/Interception Ratio (Min. 150 Att.)

Player	Year	TD	Int	Ratio
1. Ben Leard	1999	12	1	12.000
2. Cam Newton	2010	30	7	4.286
3. Chris Todd	2009	22	6	3.667
4. Randy Campbell	1982	7	2	3.500
5. Jason Campbell	2004	20	7	2.857
6. Nick Marshall	2014	18	7	2.571
7. Nick Marshall	2013	14	6	2.333
8. Brandon Cox	2005	15	8	1.875
9. Patrick Nix	1994	13	7	1.857
10. Barrett Trotter	2011	11	6	1.833
11. Pat Sullivan	1971	20	11	1.818
12. Patrick Nix	1995	15	9	1.667

## Passing Efficiency (Min. 100 Attempts)

Player	Year	Comp	Att	Pct	Yards	TD	Int	Rating
1. Cam Newton	2010	185	280	.661	2854	30	7	182.05
2. Jason Campbell	2004	188	270	.696	2700	20	7	172.89
3. Ben Leard	1999	111	157	.707	1423	12	1	170.78
4. Jason Campbell	2002	94	149	.631	1215	11	5	149.23
5. Nick Marshall	2014	163	271	.601	2315	18	7	148.66
6. Pat Sullivan	1970	167	281	.594	2586	17	12	148.16
7. Chris Todd	2009	198	328	.604	2612	22	6	145.73
8. Nick Marshall	2013	142	239	.594	1976	14	6	143.17
9. Jeff Burger	1987	178	267	.667	2066	13	9	140.99
10. Brandon Cox	2006	163	271	.601	2198	14	9	138.68
11. Patrick Nix	1995	201	331	.607	2574	15	9	135.60
12. Stan White	1993	164	271	.605	2057	13	8	134.20

# Season/Career Records Update

## Season Rushing Yardage

Player	Year	Att	Avg	Yards
1. Tre Mason	2013	317	5.73	1816
2. Bo Jackson	1985	278	6.42	1786
3. Rudi Johnson	2000	324	4.84	1567
4. Cameron Artis-Payne	2014	277	5.35	1482
5. Cam Newton	2010	264	5.62	1473
6. Brent Fullwood	1986	167	8.33	1391
7. Ben Tate	2009	263	5.18	1362
8. James Brooks	1980	261	5.03	1314
9. Carnell Williams	2003	241	5.42	1307
10. Kenny Irons	2005	256	5.05	1293

## Season PATs Made

Player	Year	Pct	Att	Made
1. Wes Byrum	2010	.986	73	72
2. Cody Parkey	2013	.985	67	66
3. Wes Byrum	2009	1.000	54	54
4. Daniel Carlson	2014	1.000	53	53
5. John Vaughn	2004	.981	52	51
6. John Vaughn	2005	1.000	50	50
7. Chris Knapp	1986	1.000	49	49
8. Scott Etheridge	1993	1.000	45	45
9. Jaret Holmes	1996	.956	45	43
10. Matt Hawkins	1995	.933	45	42

## Season Most Points Kicking

Player	Year	FG	PAT	Pts
1. Wes Byrum	2010	17	72	123
2. Cody Parkey	2013	15	66	111
3. Daniel Carlson	2014	17	53	104
4. Wes Byrum	2009	15	54	99
5. John Vaughn	2006	20	34	94
6. John Vaughn	2004	12	51	87
7. Wes Byrum	2007	17	35	86
John Vaughn	2005	12	50	86
Scott Etheridge	1992	22	20	86
10. Jaret Holmes	1996	13	43	82

## Career Receiving Yardage

Player	Seasons	Rec	Yards
1. Terry Beasley	1969-71	141	2507
2. Tyrone Goodson	1993-97	136	2283
3. Karsten Bailey	1995-98	150	2174
4. Courtney Taylor	2003-06	153	2098
5. Emory Blake	2009-12	128	2022
6. Frank Sanders	1991-94	121	1998
7. Darvin Adams	2008-10	115	1978
8. Freddy Weygand	1984-88	99	1946
9. Lawyer Tillman	1985-88	93	1808
10. Sammie Coates	2012-14	78	1733
11. Rodgeriqus Smith	2004-08	114	1598
12. Byron Franklin	1977-80	74	1573
13. Ronney Daniels	1999-00	90	1446
14. Freddie Hyatt	1965-67	88	1396
15. Devin Aromashodu	2002-05	71	1333
16. Alexander Wright	1986-89	56	1320
17. Ben Obomanu	2002-05	97	1313
18. Thomas Bailey	1991-94	93	1243
19. Greg Taylor	1987-90	102	1217
20. Clifton Robinson	1997-00	91	1167

## Career Yards Per Reception (min. 40 receptions)

Player	Seasons	Rec	Yards	Yds/Rec
1. Alexander Wright	1986-89	56	1320	23.57
2. Sammie Coates	2012-14	78	1733	22.22
3. Byron Franklin	1977-80	74	1573	21.26
4. Freddy Weygand	1984-88	99	1946	19.66
5. Jimmy Phillips	1955-57	52	1012	19.46
6. Devin Aromashodu	2002-05	71	1333	18.77
7. Terry Beasley	1969-71	141	2507	17.78
8. Darvin Adams	2008-10	115	1978	17.20
9. Erk Russell	1947-49	41	701	17.10
10. Tyrone Goodson	1993-97	136	2283	16.79

## Career Touchdown Receptions

Player	Seasons	Rec	TD
1. Terry Beasley	1969-71	141	29
2. Ben Obomanu	2002-05	97	18
3. Darvin Adams	2008-10	115	17
Karsten Bailey	1995-98	150	17
5. Emory Blake	2009-12	128	16
6. Frank Sanders	1991-94	121	15
Byron Franklin	1977-80	74	15
7. Philip Lutzenkirchen	2009-12	59	14
Lawyer Tillman	1985-88	93	14
9. Sammie Coates	2012-14	78	13
10. Ronney Daniels	1999-00	90	12
Tyrone Goodson	1993-97	136	12
Freddie Hyatt	1965-67	88	12

## Career 100-Yard Receiving Games

Player	Seasons	Games
1. Terry Beasley	1969-71	12
2. Tyrone Goodson	1993-97	9
3. Darvin Adams	2008-10	8
Emory Blake	2009-12	8
5. Sammie Coates	2012-14	7
6. Karsten Bailey	1995-98	6

## Career Rushing Yardage

Player	Seasons	Att	Avg	Yards
1. Bo Jackson	1982-85	650	6.62	4303
2. Carnell Williams	2001-04	741	5.17	3831
3. James Brooks	1977-80	621	5.67	3523
4. Joe Cribbs	1976-79	657	5.13	3368
5. Ben Tate	2006-09	678	4.90	3321
6. Tre Mason	2011-13	516	5.77	2979
7. Stephen Davis	1993-95	488	5.76	2811
8. Brent Fullwood	1983-86	390	7.15	2789
9. Ronnie Brown	2000-04	513	5.28	2707
10. Onterio McCalebb	2009-12	406	6.37	2586
11. Stacy Danley	1987-90	526	4.61	2427
12. Michael Dyer	2010-11	424	5.51	2335
13. James Joseph	1986-90	452	5.17	2264
14. Kenny Irons	2005-06	454	4.81	2186
15. Cameron Artis-Payne	2013-14	368	5.68	2092
16. James Bostic	1991-93	396	5.26	2084
17. Lionel James	1980-83	348	6.14	2068
18. Secdrick McIntyre	1973-76	462	4.31	1992
19. Fob James	1952-55	317	6.03	1913
20. Phil Gargis	1973-76	456	4.13	1884
21. Nick Marshall	2013-14	318	5.90	1848
22. Tommie Agee	1983-86	356	4.87	1735
23. Jimmy Sidle	1962-64	326	5.22	1703
24. Brad Lester	2004-08	371	4.55	1689
25. Joe Childress	1953-55	321	5.19	1667



# Season/Career Records Update

## Career Passing Yards

Player	Seasons	Comp.	Att.	Pct.	TD	Int.	Yards
1. Stan White	1990-93	659	1231	.533	40	52	8016
2. Jason Campbell	2001-04	552	854	.646	45	24	7299
3. Brandon Cox	2004-07	550	927	.593	42	32	6959
4. Pat Sullivan	1969-71	452	819	.552	53	30	6284
5. Dameyune Craig	1994-97	427	782	.546	39	24	6026
6. Patrick Nix	1992-95	386	656	.588	31	16	4957
7. Reggie Slack	1986-89	346	585	.591	23	23	4697
8. Nick Marshall	2013-14	305	510	.598	32	12	4291
9. Ben Leard	1997-2000	359	592	.606	28	18	4289
10. Jeff Burger	1984-87	331	538	.615	24	21	4082

## Career Total Offense

Player	Seasons	Plays	Rush	Pass	Total
1. Stan White	1990-93	1481	-96	8016	7920
2. Jason Campbell	2001-04	1103	307	7299	7606
3. Pat Sullivan	1969-71	974	569	6284	6843
4. Brandon Cox	2004-07	1036	-416	6959	6543
5. Dameyune Craig	1994-97	1052	429	6026	6455
6. Nick Marshall	2013-14	828	1848	4291	6139
7. Patrick Nix	1992-95	752	124	4957	5081
8. Reggie Slack	1986-89	692	-45	4697	4652
9. Cam Newton	2010	544	1473	2854	4327
10. Bo Jackson	1982-85	651	4303	0	4303

## Career Touchdowns Responsible For (Rush & Pass)

Player	Seasons	Rush	Pass	TD
1. Pat Sullivan	1969-71	18	53	71
2. Dameyune Craig	1994-97	19	39	58
4. Nick Marshall	2013-14	23	32	55
5. Jason Campbell	2001-04	9	45	54
6. Stan White	1990-93	11	40	51
7. Cam Newton	2010	20	30	50
8. Brandon Cox	2004-07	4	42	46
	Carnell Williams	45	1	46
10. Bo Jackson	1982-85	43	0	43

## Career Touchdown Passes

Player	Seasons	Yards	Int	TD
1. Pat Sullivan	1969-71	6284	39	53
2. Jason Campbell	2001-04	7299	24	45
3. Brandon Cox	2004-07	6959	32	42
4. Stan White	1990-93	8016	52	40
5. Dameyune Craig	1994-97	6026	24	39
6. Nick Marshall	2013-14	4291	12	32
7. Patrick Nix	1992-95	4957	16	31
8. Cam Newton	2010	2854	7	30
9. Ben Leard	1997-00	4289	18	28
10. Chris Todd	2008-09	3515	12	27

## Career Punt Return Yardage

Player	Seasons	Ret	Avg	Yards
1. Thomas Bailey	1991-94	125	9.4	1170
2. Trey Gainous	1983-86	105	9.1	951
3. Mike Fuller	1973-74	50	17.7	883
4. Shane Wasden	1988-90	82	8.7	717
5. Robert Dunn	2005-08	74	9.4	697
6. Tre Smith	2002-06	77	8.4	644
7. Roderick Hood	2000-02	51	11.2	571
8. Quan Bray	2011-14	56	10.1	565
9. Jimmy Carter	1965-67	38	12.4	473
10. Robert Baker	1995-96	48	9.7	463

## Career Punt Return Average

Player	Seasons	Ret	Yards	Avg
1. Mike Fuller	1973-74	50	883	17.66
2. Lionel James	1981-83	25	394	15.76
3. Jimmy Carter	1965-67	38	473	12.45
4. Larry Willingham	1968-70	30	372	12.40
5. Roderick Hood	2000-02	51	571	11.20
6. Carnell Williams	2001-04	28	302	10.79
7. Quan Bray	2011-14	56	565	10.09
8. Robert Baker	1995-96	48	463	9.65
9. Buddy McClinton	1967-69	30	285	9.50
10. Robert Dunn	2005-08	74	697	9.42
11. Thomas Bailey	1991-94	125	1170	9.36

## Career Punt Return TDs

Player	Seasons	TDs
1. Mike Fuller	1973-74	3
2. Quan Bray	2011-14	2
Trey Gainous	1983-86	2

## Career Tight End Receiving Yardage

Player	Seasons	Rec	Yards
1. Cooper Wallace	2002-05	63	829
2. Robert Johnson	2000-02	57	741
3. Philip Lutzenkirchen	2009-12	59	628
4. Fred Baxter	1991-92	42	584
5. Victor Hall	1989-91	54	521
	Lorenzo Diamond	45	521
7. Andy Fuller	1993-95	31	494
8. Tommy Trott	2006-09	45	474
9. C.J. Uzomah	2011-14	28	415
10. Jeff Parks	1982-85	34	401

## Career Tight End Touchdown Receptions

Player	Seasons	Rec	TD
1. Philip Lutzenkirchen	2009-12	59	14
2. Robert Johnson	2000-02	57	10
3. C.J. Uzomah	2011-14	28	6
4. Andy Fuller	1993-95	31	5
5. Cooper Wallace	2002-05	63	4
	Lorenzo Diamond	45	4
	Dick Hayley	11	4
8. Tommy Trott	2006-09	45	3
	Gabe McKenzie	29	3
	Cole Bennett	20	3
	Jessie McCovery	8	3
	Mike Edwards	9	3
	Robby Robinett	24	3

# Alphabetical Roster

No.	Name	Pos.	Ht.	Wt.	Yr.	Hometown	No.	Name	Pos.	Ht.	Wt.	Yr.	Hometown
1	Montravius Adams	DL	6-4	306	So.	Vienna, GA	14	Nick Marshall	QB	6-1	210	Sr.	Pineview, GA
74	Will Adams	OL	6-7	296	So.	Tyrone, GA	39	Tray Matthews	DB	6-1	192	So.	Newnan, GA
21	Mackenro Alexander	DB	5-11	203	So.	Immokalee, FL	64	Duncan McKinney	K	5-11	182	Jr.	Florence, AL
49	Niko Anthony	DB	6-1	203	Sr.	Lithia, FL	8	Cassanova McKinzy	LB	6-3	249	Jr.	Birmingham, AL
44	Cameron Artis-Payne	RB	5-11	210	Sr.	Harrisburg, PA	37	Kamryn Melton	DB	5-10	182	So.	Dothan, AL
25	Peyton Barber	RB	5-11	225	RFr.	Alpharetta, GA	51	Patrick Miller	OL	6-7	289	Jr.	Palm Beach, FL
40	Gage Batten	FB	6-0	242	So.	Palm Beach Gardens, FL	6	Jonathon Mincy	DB	5-10	196	Sr.	Decatur, GA
41	Kalvaraz Bessent	DB	5-11	165	Fr.	St. Mary's, GA	16	JaViere Mitchell	LB	6-2	210	So.	Leeds, AL
98	Angelo Blackson	DL	6-4	306	Sr.	Bear, DE	75	Deon Mix	OL	6-4	298	RFr.	Batesville, MS
68	Kyle Bolstad	OL	6-4	280	So.	Brentwood, TN	24	Derrick Moncrief	DB	6-2	218	Jr.	Prattville, AL
11	Markell Boston	DB	6-0	191	Fr.	Sharpsburg, GA	10	LaDarius Owens	DL	6-2	259	Sr.	Bessemer, AL
50	Ben Bradley	DL	6-1	303	Sr.	Norcross, GA	36	Kamryn Pettway	RB	6-0	239	Fr.	Prattville, AL
4	Quan Bray	WR	5-10	195	Sr.	LaGrange, GA	40	Daniel Pond	LB	6-1	207	Jr.	Spanish Fort, AL
60	Alec Brown	DL	6-2	210	RFr.	Trussville, AL	69	Ike Powell	LS	6-3	264	Fr.	Tifton, GA
84	Myron Burton	WR	6-2	200	Fr.	Lawrenceville, GA	42	Gimel President	DL	6-4	259	So.	Mt. Pleasant, SC
85	Wirth Campbell	WR	6-3	215	Jr.	Nashville, TN	82	Melvin Ray	WR	6-3	207	Jr.	Tallahassee, FL
38	Daniel Carlson	K	6-4	216	RFr.	Colorado Springs, CO	25	Trovon Reed	DB	6-0	190	Sr.	Thibodaux, LA
83	Michael Clifton	LB	6-3	250	So.	Evans, GA	27	Logan Rice	P	6-0	197	Fr.	Rome, GA
18	Sammie Coates	WR	6-2	201	Jr.	Leroy, AL	14	Stephen Roberts	DB	5-11	180	Fr.	Opelika, AL
72	Shon Coleman	OL	6-6	310	So.	Memphis, TN	19	Nick Ruffin	DB	6-0	174	Fr.	Duluth, GA
52	Xavier Dampier	OL	6-2	296	Jr.	Mendenhall, MS	95	Dontavius Russell	DL	6-3	285	Fr.	Carrollton, GA
97	Elijah Daniel	DL	6-2	263	So.	Indianapolis, IN	36	Michael Sherwood	DB	5-8	170	RFr.	Fairburn, GA
53	Devonte Danzey	OL	6-4	296	Jr.	Tampa, FL	85	Matthew Shiel	P	5-11	195	Fr.	Doncaster, Australia
57	Deshaun Davis	LB	5-11	230	Fr.	Mobile, AL	58	Josh Shockley	LB	5-10	215	Fr.	McDonough, GA
80	Marcus Davis	WR	5-9	180	So.	Boynton Beach, FL	48	Kyle Sitzler	TE	6-1	235	Fr.	Vestavia Hills, AL
28	T.J. Davis	DB	6-1	196	So.	Tallahassee, FL	62	Chad Slade	OL	6-5	315	Sr.	Moody, AL
89	Jaylon Denison	WR	6-3	218	Jr.	Hoover, AL	71	Braden Smith	OL	6-6	299	Fr.	Olathe, KS
76	Jordan Diamond	OL	6-6	318	So.	Chicago, IL	43	Spencer Smith	TE	6-6	240	So.	Birmingham, AL
50	Reese Dismukes	OL	6-3	295	Sr.	Spanish Fort, AL	8	Tony Stevens	WR	6-4	198	So.	Orlando, FL
17	Ben Durand	QB	6-3	210	Jr.	Tyngsborough, MA	29	Tyler Stovall	P	6-1	207	RFr.	Hokes Bluff, AL
33	Kenny Flowers	LB	6-1	230	Jr.	Lilburn, GA	61	Michael Sulka	LS	6-3	240	So.	Bluffton, SC
23	Johnathan Ford	DB	6-0	199	So.	Big Cove, AL	43	Anthony Swain	LB	6-2	249	Jr.	Gadsden, AL
17	Kris Frost	LB	6-2	234	Jr.	Matthews, NC	42	Keenan Sweeney	FB	6-1	225	Fr.	Snellville, GA
11	Brandon Fulse	TE	6-4	258	Sr.	Fort Meade, FL	27	Robenson Therezie	DB	5-9	212	Sr.	Miami, FL
91	Jarrold Fuqua	K/P	6-3	173	Fr.	Williamson, GA	9	Roc Thomas	RB	5-10	193	Fr.	Oxford, AL
26	Justin Garrett	LB	6-1	224	Jr.	Stone Mountain, GA	92	Justin Thornton	DL	6-5	225	Fr.	Prichard, AL
96	Aaron Garrison	DL	6-2	260	RFr.	Ozark, AL	47	Lawyer Tillman	RB	6-0	200	Jr.	Lacey, WA
73	Austin Golson	OL	6-5	310	So.	Prattville, AL	47	Cameron Toney	LB/HB	6-1	243	RFr.	Huntsville, AL
20	Corey Grant	RB	5-11	205	Sr.	Opelika, AL	10	Stanton Truitt	WR	5-9	175	Fr.	Atlanta, GA
60	Greg Hall	DL	6-3	235	So.	Athens, GA	16	Tucker Tuberville	QB	6-0	190	So.	Auburn, AL
22	Khari Harding	DB	6-0	224	So.	Edmond, OK	35	Joe Turner	DB	6-0	165	Jr.	Sacramento, CA
45	Keymiya Harrell	DL	6-4	262	Jr.	Selma, AL	81	C.J. Uzomah	TE	6-5	264	Sr.	Suwanee, GA
48	Forrest Hill	LS	6-1	248	Sr.	Jonesboro, GA	13	Mack VanGorder	DB	6-1	201	Jr.	Gainesville, GA
15	Joshua Holsey	DB	5-11	192	Jr.	Fairburn, GA	58	Zach Wade	LS	5-9	199	Fr.	Bremen, GA
32	Jimmy Hutchinson	P	6-2	198	RFr.	Marietta, GA	83	Dominic Walker	WR	6-1	217	RFr.	Orlando, FL
6	Jeremy Johnson	QB	6-5	230	So.	Montgomery, AL	12	Jonathan Wallace	QB	6-2	207	Jr.	Phenix City, AL
3	Jonathan Jones	DB	5-10	182	Jr.	Carrollton, GA	99	Brian Walsh	DL	6-3	315	Jr.	Winter Springs, FL
59	Raashed Kennion	DL	6-6	225	Fr.	Jacksonville, FL	54	Jeffrey Whitaker	DL	6-4	322	Sr.	Macon, GA
29	Brandon King	DB	6-2	213	Sr.	Alabaster, AL	31	Mark White	WR	5-10	175	So.	Pike Road, AL
87	Gray King	WR	5-10	171	RFr.	Atlanta, GA	13	Sean White	QB	6-0	200	Fr.	Boca Raton, FL
65	Hunter Knight	OL	6-2	275	Fr.	Dothan, AL	35	Jermaine Whitehead	DB	5-11	193	Sr.	Greenwood, MS
63	Alex Kozan	OL	6-4	300	So.	Castle Rock, CO	45	Andrew Williams	RB	5-9	201	Jr.	Sunflower, AL
39	Alex Kviklys	K	6-1	191	Jr.	Marietta, GA	79	Andrew Williams	DL	6-4	251	Fr.	McDonough, GA
86	DaVonte Lambert	DL	6-2	293	Jr.	Keysville, GA	1	D'haquille Williams	WR	6-2	216	Jr.	LaPlace, LA
94	Devaroe Lawrence	DL	6-2	284	So.	Greenville, SC	30	Tre' Williams	LB	6-2	225	Fr.	Mobile, AL
55	Carl Lawson	DL	6-2	261	So.	Alpharetta, GA	37	Hunter Wood	TE	6-3	245	Fr.	Spanish Fort, AL
46	Chris Laye	TE	6-4	236	Fr.	Cumming, GA	90	Gabe Wright	DL	6-3	284	Sr.	Columbus, GA
70	Robert Leff	OL	6-6	286	So.	Fairhope, AL	56	Avery Young	OL	6-6	315	So.	Palm Beach Gardens, FL
30	Damian Lewis	RB	5-9	201	So.	Wetumpka, AL	49	Patrick Young	FB	6-2	230	Jr.	Trussville, AL
5	Ricardo Louis	WR	6-2	212	Jr.	Miami, FL							

# Numerical Roster

No.	Name	Pos.	Ht.	Wt.	Yr.	Hometown	No.	Name	Pos.	Ht.	Wt.	Yr.	Hometown
1	Montravius Adams	DL	6-4	306	So.	Vienna, GA	44	Cameron Artis-Payne	RB	5-11	210	Sr.	Harrisburg, PA
1	D'haquille Williams	WR	6-2	216	Jr.	LaPlace, LA	45	Keymiya Harrell	DL	6-4	262	Jr.	Selma, AL
3	Jonathan Jones	DB	5-10	182	Jr.	Carrollton, GA	45	Andrew Williams	RB	5-9	201	Jr.	Sunflower, AL
4	Quan Bray	WR	5-10	195	Sr.	LaGrange, GA	46	Chris Laye	TE	6-4	236	Fr.	Cumming, GA
5	Ricardo Louis	WR	6-2	212	Jr.	Miami, FL	47	Cameron Toney	LB/HB	6-1	243	RFr.	Huntsville, AL
6	Jonathon Mincy	DB	5-10	196	Sr.	Decatur, GA	47	Lawyer Tillman	RB	6-0	200	Jr.	Lacey, WA
6	Jeremy Johnson	QB	6-5	230	So.	Montgomery, AL	48	Forrest Hill	DS	6-1	248	Sr.	Jonesboro, GA
8	Cassanova McKinzy	LB	6-3	249	Jr.	Birmingham, AL	48	Kyle Sitzler	TE	6-1	235	Fr.	Vestavia Hills, AL
8	Tony Stevens	WR	6-4	198	So.	Orlando, FL	49	Niko Anthony	DB	6-1	203	Sr.	Lithia, FL
9	Roc Thomas	RB	5-10	193	Fr.	Oxford, AL	49	Patrick Young	FB	6-2	230	Jr.	Trussville, AL
10	LaDarius Owens	DL	6-2	259	Sr.	Bessemer, AL	50	Reese Dismukes	OL	6-3	295	Sr.	Spanish Fort, AL
10	Stanton Truitt	WR	5-9	175	Fr.	Atlanta, GA	50	Ben Bradley	DL	6-1	303	Sr.	Norcross, GA
11	Brandon Fulse	TE	6-4	258	Sr.	Fort Meade, FL	51	Patrick Miller	OL	6-7	289	Jr.	Palm Beach, FL
11	Markell Boston	DB	6-0	191	Fr.	Sharpsburg, GA	52	Xavier Dampeer	OL	6-2	296	Jr.	Mendenhall, MS
12	Jonathan Wallace	QB	6-2	207	Jr.	Phenix City, AL	53	Devonte Danzey	OL	6-4	296	Jr.	Tampa, FL
13	Sean White	QB	6-0	200	Fr.	Boca Raton, FL	54	Jeffrey Whitaker	DL	6-4	322	Sr.	Macon, GA
13	Mack VanGorder	DB	6-1	201	Jr.	Gainesville, GA	55	Carl Lawson	DL	6-2	261	So.	Alpharetta, GA
14	Nick Marshall	QB	6-1	210	Sr.	Pineview, GA	56	Avery Young	OL	6-6	315	So.	Palm Beach Gardens, FL
14	Stephen Roberts	DB	5-11	180	Fr.	Opelika, AL	57	Deshaun Davis	LB	5-11	230	Fr.	Mobile, AL
15	Joshua Holsey	DB	5-11	192	Jr.	Fairburn, GA	58	Josh Shockley	LB	5-10	215	Fr.	McDonough, GA
16	JaViere Mitchell	LB	6-2	210	So.	Leeds, AL	58	Zach Wade	LS	5-9	199	Fr.	Bremen, GA
16	Tucker Tuberville	QB	6-0	190	So.	Auburn, AL	59	Raashed Kennion	DL	6-6	225	Fr.	Jacksonville, FL
17	Kris Frost	LB	6-2	234	Jr.	Matthews, NC	60	Greg Hall	DL	6-3	235	So.	Athens, GA
17	Ben Durand	QB	6-3	210	Jr.	Tyngsborough, MA	60	Alec Brown	DL	6-2	210	RFr.	Trussville, AL
18	Sammie Coates	WR	6-2	201	Jr.	Leroy, AL	61	Michael Sulka	DS	6-3	240	So.	Bluffton, SC
19	Nick Ruffin	DB	6-0	174	Fr.	Duluth, GA	62	Chad Slade	OL	6-5	315	Sr.	Moody, AL
20	Corey Grant	RB	5-11	205	Sr.	Opelika, AL	63	Alex Kozan	OL	6-4	300	So.	Castle Rock, CO
21	Mackentro Alexander	DB	5-11	203	So.	Immokalee, FL	64	Duncan McKinney	K	5-11	182	Jr.	Florence, AL
22	Khari Harding	DB	6-0	224	So.	Edmond, OK	65	Hunter Knight	OL	6-2	275	Fr.	Dothan, AL
23	Johnathan Ford	DB	6-0	199	So.	Big Cove, AL	68	Kyle Bolstad	OL	6-4	280	So.	Brentwood, TN
24	Derrick Moncrief	DB	6-2	218	Jr.	Prattville, AL	69	Ike Powell	LS	6-3	264	Fr.	Tifton, GA
25	Trovon Reed	DB	6-0	190	Sr.	Thibodaux, LA	70	Robert Leff	OL	6-6	286	So.	Fairhope, AL
25	Peyton Barber	RB	5-11	225	RFr.	Alpharetta, GA	71	Braden Smith	OL	6-6	299	Fr.	Olathe, KS
26	Justin Garrett	LB	6-1	224	Jr.	Stone Mountain, GA	72	Shon Coleman	OL	6-6	310	So.	Memphis, TN
27	Robenson Therezie	DB	5-9	212	Sr.	Miami, FL	73	Austin Golson	OL	6-5	310	So.	Prattville, AL
27	Logan Rice	P	6-0	197	Fr.	Rome, GA	74	Will Adams	OL	6-7	296	So.	Tyrone, GA
28	T.J. Davis	DB	6-1	196	So.	Tallahassee, FL	75	Deon Mix	OL	6-4	298	RFr.	Batesville, MS
29	Brandon King	DB	6-2	213	Sr.	Alabaster, AL	76	Jordan Diamond	OL	6-6	318	So.	Chicago, IL
29	Tyler Stovall	P	6-1	207	RFr.	Hokes Bluff, AL	79	Andrew Williams	DL	6-4	251	Fr.	McDonough, GA
30	Tre' Williams	LB	6-2	225	Fr.	Mobile, AL	80	Marcus Davis	WR	5-9	180	So.	Boynton Beach, FL
30	Damian Lewis	RB	5-9	201	So.	Wetumpka, AL	81	C.J. Uzomah	TE	6-5	264	Sr.	Suwanee, GA
31	Mark White	WR	5-10	175	So.	Pike Road, AL	82	Melvin Ray	WR	6-3	207	Jr.	Tallahassee, FL
32	Jimmy Hutchinson	P	6-2	198	RFr.	Marietta, GA	83	Dominic Walker	WR	6-1	217	RFr.	Orlando, FL
33	Kenny Flowers	LB	6-1	230	Jr.	Lilburn, GA	83	Michael Clifton	LB	6-3	250	So.	Evans, GA
35	Jermaine Whitehead	DB	5-11	193	Sr.	Greenwood, MS	84	Myron Burton	WR	6-2	200	Fr.	Lawrenceville, GA
35	Joe Turner	DB	6-0	165	Jr.	Sacramento, CA	85	Wirth Campbell	WR	6-3	215	Jr.	Nashville, TN
36	Kamryn Pettway	RB	6-0	239	Fr.	Prattville, AL	85	Matthew Shiel	P	5-11	195	Fr.	Doncaster, Australia
36	Michael Sherwood	DB	5-8	170	RFr.	Fairburn, GA	86	DaVonte Lambert	DL	6-2	293	Jr.	Keysville, GA
37	Kamryn Melton	DB	5-10	182	So.	Dothan, AL	87	Gray King	WR	5-10	171	RFr.	Atlanta, GA
37	Hunter Wood	TE	6-3	245	Fr.	Spanish Fort, AL	89	Jaylon Denson	WR	6-3	218	Jr.	Hoover, AL
38	Daniel Carlson	K	6-4	216	RFr.	Colorado Springs, CO	90	Gabe Wright	DL	6-3	284	Sr.	Columbus, GA
39	Alex Kviklys	K	6-1	191	Jr.	Marietta, GA	91	Jarrod Fuqua	K/P	6-3	173	Fr.	Williamson, GA
39	Tray Matthews	DB	6-1	192	So.	Newnan, GA	92	Justin Thornton	DL	6-5	225	Fr.	Prichard, AL
40	Gage Batten	FB	6-0	242	So.	Palm Beach Gardens, FL	94	Devaroe Lawrence	DL	6-2	284	So.	Greenville, SC
40	Daniel Pond	LB	6-1	207	Jr.	Spanish Fort, AL	95	Dontavious Russell	DL	6-3	285	Fr.	Carrollton, GA
41	Kalvaraz Bessent	DB	5-11	165	Fr.	St. Mary's, GA	96	Aaron Garrison	DL	6-2	260	RFr.	Ozark, AL
42	Gimel President	DL	6-4	259	So.	Mt. Pleasant, SC	97	Elijah Daniel	DL	6-2	263	So.	Indianapolis, IN
42	Keenan Sweeney	FB	6-1	225	Fr.	Snellville, GA	98	Angelo Blackson	DL	6-4	306	Sr.	Bear, DE
43	Anthony Swain	LB	6-2	249	Jr.	Gadsden, AL	99	Brian Walsh	DL	6-3	315	Jr.	Winter Springs, FL
43	Spencer Smith	TE	6-6	240	So.	Birmingham, AL							



# Depth Chart

## OFFENSE

- LT 72 SHON COLEMAN (6-6, 310, So.)  
71 Braden Smith (6-6, 299, Fr.)
- LG 53 D. DANZEY (6-4, 296, Jr.) --OR--  
56 AVERY YOUNG (6-6, 315, So.)
- C 50 REESE DISMUKES (6-3, 295, Sr.)  
52 Xavier Dampeer (6-2, 296, Jr.)
- RG 62 CHAD SLADE (6-5, 315, Sr.)  
70 Robert Leff (6-6, 286, So.)
- RT 56 AVERY YOUNG (6-6, 315, So.) --OR--  
51 PATRICK MILLER (6-7, 289, Jr.)
- QB 14 NICK MARSHALL (6-1, 210, Sr.)  
6 Jeremy Johnson (6-5, 230, So.)
- TB 44 C. ARTIS-PAYNE (5-11, 210, Sr.) --OR--  
20 COREY GRANT (5-11, 205, Sr.)
- TE/ 81 C.J. UZOMAH (6-5, 264, Sr.) --OR--  
HB 11 BRANDON FULSE (6-4, 258, Sr.)
- WR 1 D. WILLIAMS (6-2, 216, Jr.)  
82 Melvin Ray (6-3, 207, Jr.)
- WR 18 SAMMIE COATES (6-2, 201, Jr.)  
8 Tony Stevens (6-4, 198, So.)
- WR 5 R. LOUIS (6-2, 212, Jr.) --OR--  
4 QUAN BRAY (5-10, 195, Sr.)
- WR 80 MARCUS DAVIS (5-9, 180, So.)  
5 Ricardo Louis (6-2, 212, Jr.)
- PK 38 DANIEL CARLSON (6-4, 216, R-Fr.)  
39 Alex Kvikly (6-1, 191, Jr.)
- P 38 DANIEL CARLSON (6-4, 216, R-Fr.)  
85 Matthew Shiel (5-11, 195, Fr.)
- H 29 TYLER STOVALL (6-1, 207, R-Fr.)  
12 Jonathan Wallace (6-2, 207, Jr.)
- LS 48 FORREST HILL (6-1, 248, Sr.)  
69 Ike Powell (6-3, 264, Fr.)

## DEFENSE

- DE 86 DAVONTE LAMBERT (6-2, 293, Jr.)  
97 Elijah Daniel (6-2, 263, So.)
- DT 1 M. ADAMS (6-4, 306, So.)  
98 Angelo Blackson (6-4, 306, Sr.)
- DT 50 BEN BRADLEY (6-1, 303, Sr.)  
90 Gabe Wright (6-3, 284, Sr.)
- DE 42 GIMEL PRESIDENT (6-4, 259, So.)  
10 LaDarius Owens (6-2, 259, Sr.)
- ST 27 R. THEREZIE (5-9, 212, Sr.)  
19 Nick Ruffin (6-0, 174, Fr.)
- M 8 C. MCKINZY (6-3, 249, Jr.)  
43 Anthony Swain (6-2, 249, Jr.)
- W 17 KRIS FROST (6-2, 234, Jr.) --OR--  
26 JUSTIN GARRETT (6-1, 224, Jr.)
- CB 3 JONATHAN JONES (5-10, 182, Jr.)  
25 Trovon Reed (6-0, 190, Sr.)
- FS 35 J. WHITEHEAD (5-11, 193, Sr.) --OR--  
15 JOSHUA HOLSEY (5-11, 192, Jr.)  
14 Stephen Roberts (5-11, 180, Fr.)
- BS 23 JOHNATHAN FORD (6-0, 199, So.)  
24 Derrick Moncrief (6-2, 218, Jr.)
- BC 6 JONATHON MINCY (5-10, 196, Sr.)  
28 T.J. Davis (6-1, 196, So.)
- PR 4 QUAN BRAY (5-10, 195, Sr.)  
80 Marcus Davis (5-9, 180, So.)
- KR 20 COREY GRANT (5-11, 205, Sr.)  
9 ROC THOMAS (5-10, 193, Fr.)  
5 Ricardo Louis (6-2, 212, Jr.)  
23 Johnathan Ford (6-0, 199, So.)

## PRONUNCIATION GUIDE

No.	Name	Pronunciation
21	MACKENRO Alexander	MACK-ken-roe
41	NIKO Anthony	NEE-ko
52	XAVIER DAMPEER	Zavier DAM-peer
50	Reese DISMUKES	dism-yooks
22	KHARI Harding	CAR-ree
45	KEYMIYA Harrell	Ka-my-ah
59	RAASHED Kennion	Rah-sheed
63	Alex KOZAN	KOH-zan
39	Alex KVIKLYS	kuh-vick-lis
94	DEVAROE Lawrence	DEV-ah-row
47	Chris LAYE	lay

No.	Name	Pronunciation
18	JAVIERE Mitchell	Jahv-vee-air
42	GIMEL President	Jih-mell
25	TROVON Reed	trah-von
85	Matthew SHIEL	sheel
71	BRADEN Smith	BRAY-den
27	Robenson THEREZIE	Tha-ree-zee
16	Tucker TUBERVILLE	TUBB-ur-vil
81	C.J. UZOMAH	You-zah-mah
3	DOMINIC Walker	dom-enn-NEEK
1	D'haquille Williams	Dah-keel

## PARTICIPATION LEADERS

### Top Career Games Played

1.	Angelo Blackson.....	51
	Chad Slade.....	51
	Jonathon Mincy.....	51
	Gabe Wright.....	51
5.	Quan Bray.....	50
6.	Robenson Therezie.....	49
	Trovon Reed.....	49
	Reese Dismukes.....	49
9.	Brandon Fulse.....	48
10.	Jermaine Whitehead.....	47
11.	C.J. Uzomah.....	46
12.	Jeffrey Whitaker.....	45
13.	LaDarius Owens.....	44
14.	Jaylon Denson.....	40
15.	Sammie Coates.....	37
	Kris Frost.....	37
17.	Ricardo Louis.....	36
	Forrest Hill.....	36
19.	Anthony Swain.....	35
20.	Melvin Ray.....	34
21.	Corey Grant.....	33
	Cassanova McKinzy.....	33
23.	Jonathan Jones.....	32
24.	Joshua Holsey.....	31
25.	Patrick Miller.....	26

### Top Career Games Started

1.	Reese Dismukes.....	49
2.	Chad Slade.....	48
3.	Jonathon Mincy.....	40
4.	Jermaine Whitehead.....	32
5.	Cassanova McKinzy.....	27
6.	Gabe Wright.....	26
7.	Robenson Therezie.....	25
8.	Nick Marshall.....	24
	Avery Young.....	24
10.	Jeffrey Whitaker.....	22
11.	Sammie Coates.....	21
12.	Brandon Fulse.....	20
13.	Angelo Blackson.....	19
	Patrick Miller.....	19
	Joshua Holsey.....	19
16.	LaDarius Owens.....	17
17.	Quan Bray.....	16
18.	Jonathan Jones.....	15
19.	Alex Kozan.....	14
	C.J. Uzomah.....	14

# Player Bios



**MONTRAVIUS** #1  
**ADAMS** DL  
 6-4 • 306 • So. • 1L  
 Vienna, Ga. (Dooly County)  
 Pre-Communications

DATE	OPPONENT	TT	UT	AT	TFL-YDS	OBS-YDS
8/30/14	* ARKANSAS	2	2	0	1.0-1	0.0-0
9/6/14	* SAN JOSÉ STATE	6	5	1	3.0-12	1.0-9
9/18/14	* at Kansas State	3	3	0	0.0-0	0.0-0
9/27/14	* LOUISIANA TECH	2	1	1	1.0-7	0.0-0
10/4/14	* LSU	4	2	2	0.0-0	0.0-0
10/11/14	* at Mississippi State	5	2	3	0.0-0	0.0-0
10/25/14	* SOUTH CAROLINA	3	1	2	0.0-0	0.0-0
11/1/14	* at Ole Miss	4	2	2	1.0-4	1.0-4
11/8/14	* TEXAS A&M	1	0	1	0.0-0	0.0-0
11/15/14	* at Georgia	4	1	3	0.0-0	0.0-0
11/22/14	SAMFORD	4	4	0	2.0-13	1.0-12
11/29/14	at Alabama	1	1	0	0.0-0	0.0-0

**2014:** Played in 12 games with 10 starts ... started season opener vs. Arkansas at left defensive end ... three TFL against San José State, along with a 9-yard sack, six tackles and a QB hurry ... three solo tackles at Kansas State ... 36-yard interception vs. Louisiana Tech and a fumble recovery, the first Auburn D-lineman with an interception and the first Auburn player with an interception and a fumble recovery in a game since Nick Fairley vs. Mississippi State in 2010 ... four tackles vs. LSU ... five tackles at Mississippi State ... three tackles vs. South Carolina ... sack, four tackles at Ole Miss ... four tackles at Georgia ... two TFL, sack, four tackles, three QB hurries vs. Samford ... solo tackle at Alabama ... Third team preseason All-America (Sporting News) ... first team preseason All-SEC (Sporting News); third team (SEC Media)

**2013:** True freshman who excelled at defensive tackle, earning his first varsity letter ... 24/7 Sports Freshman All-American ... 20 tackles for season ... recorded first sack against Washington State ... TFL against Arkansas State ... TFL vs. Ole Miss ... four tackles at Texas A&M ... two tackles vs. Florida Atlantic ... pair of tackles in Georgia win ... two tackles in SEC championship game... Lindy's all-newcomer team

**HIGH SCHOOL:** Strong, agile defensive lineman at Dooly County ... Under Armour All-America Game ... 247Sports All-America ... No. 2 defensive lineman, No. 14 overall by PrepStar ... ranked as No. 25 overall, No. 3 DL by Rivals ... No. 3 DT by Scout ... No. 10 overall, No. 2 DT, No. 2 in Georgia by 247Sports ... five-time player of the game his senior season for Coach Jimmy Hughes ... recorded 127 tackles, 34 TFL, 7.5 sacks leading Dooly County to the Class A state title game ... ESPN 150

**PERSONAL:** Birthday is July 24 ... Major at Auburn: pre-communications with a minor in design ... son of Debbie Young

## ADAMS' CAREER DEFENSIVE STATS

YEAR	G/GS	TT	UT	AT	TFL-YDS	OBS-YDS	FF/FR	PD	QBH	INT
2013	13/0	20	10	10	1.5-3	1.0-2	0/0	0	7	0/0
2014	12/10	39	24	15	8.0-37	3.0-25	0/1	1	7	1/36
Total	25/10	59	34	25	9.5-40	4.0-27	0/1	1	14	1/36

## ADAMS' CAREER GAME HIGH STATS

Tackles.....	6	San José St.	9/6/14
TFL.....	3.0	San José St.	9/6/14
Sacks.....	1.0	4x (last vs. Samford)	11/22/14
FR.....	1	LA Tech	9/27/14
INT.....	1	LA Tech	9/27/14
INT Yards.....	36	LA Tech	9/27/14

## ADAMS' GAME-BY-GAME DEFENSIVE STATS

DATE	OPPONENT	TT	UT	AT	TFL-YDS	OBS-YDS
8/31/13	WASHINGTON STATE	2	2	0	1.0-2	1.0-2
9/7/13	ARKANSAS STATE	0	0	0	0.0-0	0.0-0
9/14/13	MISSISSIPPI STATE*	3	1	2	0.0-0	0.0-0
9/21/13	at LSU*	3	1	2	0.0-0	0.0-0
10/5/13	OLE MISS*	1	0	1	0.5-1	0.0-0
10/12/13	WESTERN CAROLINA	DID NOT PLAY				
10/19/13	at Texas A&M*	4	2	2	0.0-0	0.0-0
10/26/13	FLORIDA ATLANTIC	2	1	1	0.0-0	0.0-0
11/2/13	at Arkansas*	0	0	0	0.0-0	0.0-0
11/9/13	at Tennessee*	1	1	0	0.0-0	0.0-0
11/16/13	GEORGIA*	2	1	1	0.0-0	0.0-0
11/30/13	ALABAMA*	0	0	0	0.0-0	0.0-0
12/7/13	vs. Missouri (SEC)	2	1	1	0.0-0	0.0-0
1/6/14	vs. Florida State (BCS)	0	0	0	0.0-0	0.0-0



**WILL** #74  
**ADAMS** OL  
 6-7 • 296 • So. • 1L  
 Tyrone, Ga. (Sandy Creek)  
 Liberal Arts

**2014:** Played in all 12 games, primarily on special teams

**2013:** Saw action in 13 of 14 games for the SEC Champions ... earned his first varsity letter ... SEC Academic Honor Roll

**2012:** Did not see varsity action while redshirting ... SEC First-Year Academic Honor Roll

**HIGH SCHOOL:** Offensive line standout from Sandy Creek High ... High School Coach: Chip Walker ... ranked 55th overall in the state of Georgia by Rivals.com ... rated 88th at offensive tackle nationally and 30th overall from the state of Georgia on Scout.com ... 72nd-rated offensive tackle nationally and 58th-rated player overall from the state of Georgia according to 247Sports.com ... 174th ranked offensive tackle and 156th-ranked prospect from the state of Georgia according to ESPN.com ... two-time All-State selection by Georgia Sports Writers Association in 2010 as a junior and in 2011 as a senior ... three-star prospect by Rivals, Scout and 247Sports.com

**PERSONAL:** Birthday is December 9 ... son of Bill and Vicki Adams ... Major: Building Science

# Player Bios



**MACKENRO** #21  
**ALEXANDER** DB  
 5-11 • 203 • So. • 1L  
 Immokalee, Fla. (Immokalee)  
 Science & Math

**2014:** Did not see action  
**2013:** Saw action in eight games for the SEC Champions ... totaled four tackles ... added 1.5 tackles for loss ... earned first varsity letter  
**HIGH SCHOOL:** Hard-hitting defender with versatile skills ... totaled 154 tackles, 4.5 sacks, two forced fumbles as a senior playing outside linebacker for Coach Jerrod Ackley ... picked off five interceptions as a senior, returning four for touchdowns, an Immokalee record ... his 350+ career tackles set another Immokalee record ... ranked No. 43 DB by Rivals ... No. 50 DB, No. 96 prospect from Florida by 247Sports ... No. 91 by Scout ... Naples Daily News defensive player of the year  
**PERSONAL:** Major at Auburn: Science and Math ... son of Marie and Jean Alexander ... brother Mackensie plays at Clemson

### ALEXANDER'S CAREER DEFENSIVE STATS

YEAR	G/GS	TT	UT	AT	TFL-YDS	QBS-YDS	FF/FR	PD	I/YDS
2013	8/0	4	2	2	1.5-2	0.0-0	0/0	0	0/0
2014	0/0	0	0	0	0.0-0	0.0-0	0/0	0	0/0
Total	8/0	4	2	2	1.5-2	0.0-0	0/0	0	0/0

### ALEXANDER'S CAREER GAME HIGH STATS

Tackles.....1 3x (last at Texas A&M) 10/19/13  
 TFL.....1.0 Arkansas State 9/7/13

### ALEXANDER'S GAME-BY-GAME DEFENSIVE STATS

DATE	OPPONENT	TT	UT	AT	TFL-YDS	QBS-YDS
8/31/13	WASHINGTON STATE	0	0	0	0.0-0	0.0-0
9/7/13	ARKANSAS STATE	1	1	0	1.0-1	0.0-0
9/14/13	MISSISSIPPI STATE*	0	0	0	0.0-0	0.0-0
9/21/13	at LSU*	1	0	1	0.5-1	0.0-0
10/5/13	OLE MISS*	1	1	0	0.0-0	0.0-0
10/12/13	WESTERN CAROLINA	0	0	0	0.0-0	0.0-0
10/19/13	at Texas A&M*	1	0	1	0.0-0	0.0-0
10/26/13	FLORIDA ATLANTIC	0	0	0	0.0-0	0.0-0
11/2/13	at Arkansas*				DID NOT PLAY	
11/9/13	at Tennessee*				DID NOT PLAY	
11/16/13	GEORGIA*				DID NOT PLAY	
11/30/13	ALABAMA*				DID NOT PLAY	
12/7/13	vs. Missouri (SEC)				DID NOT PLAY	
1/6/14	vs. Florida State (BCS)				DID NOT PLAY	



**NIKO** #49  
**ANTHONY** DB  
 6-1 • 203 • Sr. • HS  
 Lithia, Fla. (Newsome)  
 Industrial and Systems Engineering

**2014:** Did not see any action  
**HIGH SCHOOL:** Set school record for receiving yards per game and receiving touchdowns in a season at Newsome High for the two-time district champions ... Federal Division outstanding defensive back ... second team all-conference receiver ... High School Coach: Kenneth Hiscock ... also played lacrosse ... National Honor Technical Society, FCLA, graduated with high honors  
**PERSONAL:** Birthday is January 9 ... son of Meg and Tony Anthony ... has four siblings: Joey, Grayson, Caroline, Sofia ... Major at Auburn: Industrial and Systems Engineering ... completed U.S. Marine Corps Platoon Leaders course



**CAMERON** #44  
**ARTIS-PAYNE** RB  
 5-11 • 210 • Sr. • 1L  
 Harrisburg, Pa. (Allan Hancock JC)  
 Philosophy

**2014:** Played in 12 games with 10 starts ... 2,092 career rushing yards ranks 15th in Auburn history ... Has 1,482 rushing yards a senior with 11 touchdowns ... 1,482 yards is the fourth-best season total in Auburn history ... leads the SEC at 123.5 yds/game ... first team All-SEC ... Doak Walker Award semifinalist ... gained 177 yards on 26 carries against Arkansas, including 1-yard TD ... 112 yards on 16 carries vs. San José State, scoring three TD ... gained 63 yards rushing at Kansas State and gained 31 yards on two receptions ... 116 yards rushing, 1 TD vs. Louisiana Tech ... 126 yards rushing, 35 yards receiving on 3 catches vs. LSU ... 70 yards at Mississippi State ... 167 yards, 1 TD, on 25 carries vs. South Carolina ... rushed for 143 yards on 27 carries with one TD at Ole Miss ... 221 yards on 30 carries (both career highs) against Texas A&M, scoring on 2- and 34-yard runs, the 13th-best rushing game in Auburn history ... 26-yard TD, 86 yards rushing at Georgia ... 129 yards rushing, 7-yard TD vs. Samford ... 77 yards on 25 carries at Alabama ... 10 career 100-yard rushing games ... 17 career rushing TD ... Maxwell Award mid-season watch list ... Phil Steele mid-season all-SEC second team ... Preseason all-SEC second team (Birmingham News); third team (Phil Steele) ... Reeses Senior Bowl selection ... December 2014 graduate

**2013:** A junior college transfer who quickly made an impact in the run game ... 610 yards and 6 TD for season ... 52 yards in opener vs. Washington State ... rushed for 102 yards against Arkansas State, including a 12-yard fourth-quarter TD ... 49 yards in win over Ole Miss ... 133 yards rushing, 25-yard TD run against Western Carolina ... scored fourth-quarter touchdown at Texas A&M ... leading rusher with 93 yards, 1 TD vs. Florida Atlantic ... 15-yard TD run in SEC championship game ... Lindy's all-newcomer team ... A-Day offensive MVP, rushing for 117 yards and catching two passes for 47 yards ... enrolled at Auburn in January ... SEC Academic Honor Roll

**JUNIOR COLLEGE:** Rated as the nation's top junior college running back ... rushed for 2,048 yards, 25 touchdowns in 2012 at Allan Hancock College in Santa Maria, Calif., for Coach Kris Dutra, leading California Community College Athletic Association in rushing yards, yards per game, yards per rush and touchdowns ... JC Athletic Bureau first team All-America offensive player of year ... conference player of the week five times ... rushed for 1,364 yards, 18 touchdowns as a freshman ... all-California First Team Offense in Region IV by the California Community College Football Coaches Association

**PREP/HIGH SCHOOL:** Attended Milford Academy in New Berlin, N.Y., after high school ... graduate of Harrisburg (Pa.) High

**PERSONAL:** Birthday is June 23 ... enrolled as a philosophy major at Auburn ... son of Victoria Artis and David Payne

### ARTIS-PAYNE'S CAREER RUSHING STATS

YEAR	G/GS	NO	YDS	AVG	TD	LP/OPPONENT
2013	14/1	91	610	6.7	6	59/Western Carolina
2014	12/10	277	1482	5.4	11	37/LA Tech
Total	26/11	368	2092	5.7	16	59/Western Carolina

### ARTIS-PAYNE'S CAREER RECEIVING STATS

YEAR	G/GS	NO	YDS	AVG	TD	LP/OPPONENT
2013	14/1	1	4	4.0	0	4/Alabama
2014	12/10	12	129	10.8	0	19/LSU
Total	26/11	13	133	10.2	0	19/LSU



# Player Bios


## ARTIS-PAYNE'S CAREER GAME HIGH STATS

Rush Attempts ...	30	Texas A&M	11/8/14
Rush Yards .....	221	Texas A&M	11/8/14
Rush TDs .....	3	San José St.	9/6/14
Rush Long .....	59	Western Carolina	10/12/13
Receptions .....	3	LSU	10/4/14
Rec. Yards .....	35	LSU	10/4/14
Rec. Long .....	19	2x (last at Georgia)	11/15/14
AP Yards .....	218	Texas A&M	11/8/14
100-Yd Games ...	10	last: Samford	11/22/14
200-Yd Games .....	1	Texas A&M	11/8/14
Career TDs .....	17		

## ARTIS-PAYNE'S GAME-BY-GAME RUSHING STATS

DATE	OPPONENT	ATT	YDS	AVG	TD	TD Yds
8/31/13	WASHINGTON STATE	10	52	5.20	0	--
9/7/13	ARKANSAS STATE	19	102	5.37	1	12
9/14/13	MISSISSIPPI STATE	6	12	2.00	0	--
9/21/13	at LSU	7	41	5.86	1	12
10/5/13	OLE MISS	5	49	9.80	0	--
10/12/13	* WESTERN CAROLINA	7	133	19.00	1	25
10/19/13	at Texas A&M	5	28	5.60	1	2
10/26/13	FLORIDA ATLANTIC	13	93	7.15	1	1
11/2/13	at Arkansas	2	5	2.50	0	--
11/9/13	at Tennessee	12	53	4.42	0	--
11/16/13	GEORGIA	0	0	0.00	0	--
11/30/13	ALABAMA	2	5	2.50	0	--
12/7/13	vs. Missouri (SEC)	2	36	18.00	1	15
1/6/14	vs. Florida State (BCS)	1	1	1.0	0	--

DATE	OPPONENT	ATT	YDS	AVG	TD	TD Yds
8/30/14	* ARKANSAS	26	177	6.8	1	1
9/6/14	* SAN JOSÉ STATE	16	112	7.0	3	25.1
9/18/14	* at Kansas State	22	63	2.9	0	--
9/27/14	* LOUISIANA TECH	22	116	5.3	1	5
10/4/14	* LSU	24	126	5.3	0	--
10/11/14	* at Mississippi State	16	70	4.4	0	--
10/25/14	* SOUTH CAROLINA	25	167	6.7	1	2
11/1/14	* at Ole Miss	27	138	5.1	1	6
11/8/14	* TEXAS A&M	30	221	7.4	2	2.34
11/15/14	* at Georgia	20	86	4.3	1	26
11/22/14	* SAMFORD	24	129	5.4	1	7
11/29/14	at Alabama	25	77	3.1	0	--



**PEYTON** #25

**BARBER** RB

5-11 • 225 • RFr. • RS

Alpharetta, Ga. (Milton)

Pre-Business

**2014:** Saw action in six games ... carried three times for 19 yards in opener with Arkansas ... Season high 24 yards against Louisiana Tech ... Also had carries in wins over San Jose State, LSU and Samford

**2013:** Did not see action while redshirting for the SEC Champions ... SEC First-Year Academic Honor Roll

**HIGH SCHOOL:** Running back prospect with strong upside ... rushed for more than 1,700 yards, 22 touchdowns as a senior playing for Coach Howie DeCristofaro at Milton High ... No. 32 RB, No. 48 prospect in Georgia by 247Sports ... PrepStar all-Southeast ... ranked No. 52 by Scout

**PERSONAL:** Birthday is June 27 ... Major at Auburn: Pre-Business ... son of Lori Barber and Ken Barber ... former NFL players Marion and Dominique Barber are his second cousins

## BARBER'S CAREER RUSHING STATS

YEAR	G/GS	NO	YDS	AVG	TD	LP/OPPONENT
2014	6/0	10	54	5.4	0	14/Arkansas

## BARBER'S CAREER GAME HIGH STATS

Rush Attempts .....	3	2x (last vs. LA Tech)	9/27/14
Rush Yards .....	24	LA Tech	9/27/14
Rush Long .....	14	Arkansas	8/30/14

## BARBER'S GAME-BY-GAME RUSHING STATS

DATE	OPPONENT	ATT	YDS	AVG	TD	TD Yds
8/30/14	ARKANSAS	3	19	6.3	0	--
9/6/14	SAN JOSÉ STATE	2	2	1.0	0	--
9/18/14	at Kansas State					DID NOT PLAY
9/27/14	LOUISIANA TECH	3	24	8.0	0	--
10/4/14	LSU	1	5	5.0	0	--
10/11/14	at Mississippi State	0	0	0.0	0	--
10/25/14	SOUTH CAROLINA					DID NOT PLAY
11/1/14	at Ole Miss					DID NOT PLAY
11/8/14	TEXAS A&M					DID NOT PLAY
11/15/14	at Georgia					DID NOT PLAY
11/22/14	SAMFORD	1	4	4.0	0	--
11/29/14	at Alabama					DID NOT PLAY



**GAGE** #40

**BATTEN** RB

6-0 • 242 • So. • 1L

Palm Beach Gardens, Fla. (Dwyer)

Exercise Science

**2014:** Missed season due to injury ... December 2014 graduate

**2013:** Converted linebacker playing H-back behind Jay Prosch ... played in six games for the SEC Champions ... SEC Academic Honor Roll

**2012:** Did not see varsity action while redshirting at linebacker

**HIGH SCHOOL:** High School Coach: Jack Daniels ... Palm Beach County defensive player of the year ... first team all-state and all-area ... also a basketball letterman ... National Honor Society ... Maverick and Palm Beach County scholar-athlete of the year

**PERSONAL:** Birthday is August 8 ... son of Greg and Ann Marie Batten ... has one brother, Trace ... grandfather played quarterback at Florida ... Major: Exercise Science



**KALVARAZ** #41

**BESSENT** DB

5-11 • 165 • Fr. • HS

St. Mary's, Ga. (Camden County)

Physical Education

**2014:** Redshirted

**HIGH SCHOOL:** Athletic cornerback prospect with outstanding ball skills ... 34 tackles, 2 interceptions, 573 all-purpose yards as the Wildcats went 10-2 his senior season ... high school coach was Welton Coffee ... Under Armour All-America Game ... Atlanta Journal Constitution all-state, regional player of year ... Rivals No. 12 DB, Top 175 nationally ... 247sports No. 11 DB, Top 125 overall ... Scout Top 25 DB ... ESPN No. 9 CB, No. 66 overall ... PrepStar Top 65 nationally

**PERSONAL:** Son of Monica Bessent and Timothy Bessent ... birthday is July 26 ... Major at Auburn: Physical Education

# Player Bios



**ANGELO** #98  
**BLACKSON** DL  
 6-4 • 306 • Sr. • 3L  
 Bear, Del. (Red Lion Christian)  
 Sociology

**2014:** Started opener at left defensive tackle ... two solo tackles vs. Arkansas ... solo stop against San José State ... single tackle at Kansas State ... two tackles, TFL vs. LSU ... sack at Mississippi State ... sack, 2.5 TFL at Ole Miss ... sack, three solo tackles in a start vs. Texas A&M ... blocked an extra point against Alabama ... block was the fourth of his career and first since 2012 ... December 2014 graduate

**2013:** Veteran at defensive tackle ... three tackles and a sack vs. Arkansas State ... two tackles, two QB hurries vs. Ole Miss ... pair of tackles and a TFL at Texas A&M ... two tackles, TFL against Florida Atlantic ... two tackles at Tennessee ... forced a Florida State fumble in the BCS title game

**2012:** First season as a starter at defensive tackle ... 10 career starts ... pair of tackles and a TFL in first career start vs. Clemson ... blocked a Mississippi State field goal attempt (first blocked FG by Auburn since 2009) ... four tackles vs. MSU ... blocked ULM's overtime field goal attempt ... recovered an LSU fumble ... pair of tackles and forced an Arkansas fumble ... TFL at Ole Miss ... forced a Vanderbilt fumble ... two tackles and a TFL vs. Texas A&M ... sack, five tackles, two TFL vs. New Mexico State ... two tackles vs. Alabama A&M ... three tackles and a TFL at Alabama

**2011:** Recorded six tackles, including 1.5 for loss (-3) while playing in all 13 games as a true freshman along the defensive line ... posted three tackles in the opener with Utah State ... also tallied half a tackle for loss ... saw playing time, but did not record a tackle against Mississippi State ... posted a TFL (-3 yards) against Clemson ... one tackle at LSU and also against Samford

**HIGH SCHOOL:** Listed as the nation's No. 14 defensive tackle by ESPN.com/Scouts Inc. ... rated as the No. 24 defensive tackle in the nation, the No. 2 recruit in Delaware and the No. 239 player overall nationally by 247Sports ... ranked No. 29 nationally among defensive tackles by Scout.com ... named the nation's No. 31 defensive tackle and the No. 2 player from the state of Delaware by Rivals.com ... PrepStar All-East Region team ... selected to play in the National Underclassmen Combine All-World Gridiron Classic following his senior season ... during his senior season, had 40 tackles including three sacks, three forced fumbles, two pass deflections and a fumble recovery in just seven games ... as a junior, collected 56 tackles, including 11 tackles for loss and seven sacks ... punted 40 times for a 36.1-yard average with a long of 52 yards ... also played on the Red Lion basketball team

**PERSONAL:** Birthday is November 14 ... his sister Dalila Newman is his guardian ... Major: Sociology

## BLACKSON'S CAREER DEFENSIVE STATS

YEAR	G/GS	TT	UT	AT	TFL-YDS	QBS-YDS	FF/FR	PD	I/YDS
2011	13/0	6	2	4	1.5-3	0.0-0	0/0	0	0-0
2012	12/10	26	12	14	7.0-17	1.0-8	2/1	2	3
2013	14/4	16	6	10	3.0-8	0.5-4	1/0	0	6
2014	12/4	16	12	4	5.5-17	3.0-10	0/0	0	2
Total	51/18	64	32	32	17.0-45	4.5-22	3/1	2	11

## BLACKSON'S CAREER GAME HIGH STATS

Tackles	5	New Mexico State	11/3/12
TFL	2.5	at Ole Miss	11/1/14
Sacks	1.0	4x (last vs. Texas A&M)	11/8/14
FF	1	2x (last at Vanderbilt)	10/20/12
FR	1	LSU	9/22/12
Blocked Kicks	1	4x (last at Alabama)	11/29/14

## BLACKSON'S GAME-BY-GAME DEFENSIVE STATS

DATE	OPPONENT	TT	UT	AT	TFL-YDS	QBS-YDS
9/3/11	UTAH STATE	1	2	3	0.5-0	0.0-0
9/10/11	MISSISSIPPI STATE	0	0	0	0.0-0	0.0-0
9/17/11	at Clemson	1	1	0	1.0-3	0.0-0
9/24/11	FLORIDA ATLANTIC	0	0	0	0.0-0	0.0-0
10/1/11	at South Carolina	0	0	0	0.0-0	0.0-0
10/8/11	at Arkansas	0	0	0	0.0-0	0.0-0
10/15/11	FLORIDA	0	0	0	0.0-0	0.0-0
10/22/11	at LSU	1	0	1	0.0-0	0.0-0
10/29/11	OLE MISS	0	0	0	0.0-0	0.0-0
11/12/11	at Georgia	0	0	0	0.0-0	0.0-0
11/19/11	SAMFORD	1	0	1	0.0-0	0.0-0
11/26/11	ALABAMA	0	0	0	0.0-0	0.0-0
12/31/11	Virginia (Chick-fil-A)	0	0	0	0.0-0	0.0-0

DATE	OPPONENT	TT	UT	AT	TFL-YDS	QBS-YDS
9/1/12	* Clemson	2	1	1	0.5-1	0.0-0
9/8/12	* at Mississippi State	4	1	3	1.0-2	0.0-0
9/15/12	* ULM	1	1	0	0.0-0	0.0-0
9/22/12	* LSU	2	0	2	0.0-0	0.0-0
10/6/12	* ARKANSAS	2	1	1	0.0-0	0.0-0
10/13/12	at Ole Miss	1	0	1	0.5-0	0.0-0
10/20/12	at Vanderbilt	1	1	0	1.0-1	0.0-0
10/27/12	* TEXAS A&M	2	2	0	1.0-1	0.0-0
11/3/12	* NEW MEXICO STATE	5	2	3	2.0-9	1.0-8
11/10/12	* GEORGIA	1	0	1	0.0-0	0.0-0
11/17/12	* ALABAMA A&M	2	1	1	0.0-0	0.0-0
11/24/12	* at Alabama	3	2	1	1.0-3	0.0-0

DATE	OPPONENT	TT	UT	AT	TFL-YDS	QBS-YDS
8/31/13	* WASHINGTON STATE	1	1	0	0.0-0	0.0-0
9/7/13	* ARKANSAS STATE	3	1	2	1.5-6	0.5-4
9/14/13	* MISSISSIPPI STATE*	1	0	1	0.5-0	0.0-0
9/21/13	* at LSU*	0	0	0	0.0-0	0.0-0
10/5/13	OLE MISS*	2	0	2	0.0-0	0.0-0
10/12/13	WESTERN CAROLINA	1	1	0	0.0-0	0.0-0
10/19/13	at Texas A&M*	2	0	2	0.5-1	0.0-0
10/26/13	FLORIDA ATLANTIC	2	1	1	0.5-1	0.0-0
11/2/13	at Arkansas*	1	0	1	0.0-0	0.0-0
11/9/13	at Tennessee*	2	1	1	0.0-0	0.0-0
11/16/13	GEORGIA*	0	0	0	0.0-0	0.0-0
11/30/13	ALABAMA*	0	0	0	0.0-0	0.0-0
12/7/13	vs. Missouri (SEC)	0	0	0	0.0-0	0.0-0
1/6/14	vs. Florida State (BCS)	1	1	0	0.0-0	0.0-0

DATE	OPPONENT	TT	UT	AT	TFL-YDS	QBS-YDS
8/30/14	* ARKANSAS	2	2	0	0.0-0	0.0-0
9/6/14	* SAN JOSÉ STATE	1	0	1	0.0-0	0.0-0
9/18/14	at Kansas State	1	1	0	0.0-0	0.0-0
9/27/14	LOUISIANA TECH	1	0	1	0.0-0	0.0-0
10/4/14	LSU	2	2	0	1.0-3	0.0-0
10/11/14	at Mississippi State	1	1	0	1.0-5	1.0-5
10/25/14	SOUTH CAROLINA	0	0	0	0.0-0	0.0-0
11/1/14	at Ole Miss	4	2	2	2.5-7	1.0-3
11/8/14	* TEXAS A&M	3	3	0	1.0-2	1.0-2
11/15/14	* at Georgia	0	0	0	0.0-0	0.0-0
11/22/14	SAMFORD	0	0	0	0.0-0	0.0-0
11/29/14	at Alabama	1	1	0	0.0-0	0.0-0

# Player Bios



**KYLE** #68  
**BOLSTAD** OL  
 6-4 • 280 • So. • SQ  
 Brentwood, Tenn. (Ravenwood)  
 Public Administration

**2014:** Saw snaps against San Jose State  
**2013:** Saw the first action of his career against Florida Atlantic for the SEC Champions  
**HIGH SCHOOL:** Coach: Brian Rector ... four-year football letterman and team captain as a senior ... also played club rugby  
**PERSONAL:** Birthday is July 21 ... son of Janet Bolstad and Steven Bolstad ... member of Auburn's Rugby Club ... has one brother Zach, who plays collegiate rugby by ... Major: Pre-business



**MARKELL** #11  
**BOSTON** DB  
 6-0 • 191 • Fr. • HS  
 Sharpsburg, Ga. (East Coweta)  
 Pre-Exercise Science

**2014:** Redshirted  
**HIGH SCHOOL:** A dual athlete who played receiver his first three years before also playing safety as a senior ... tremendous tackler who covers a lot of ground ... Georgia Class Region 6-AAAAAA Defensive Player of the Year as a senior with 105 tackles, four interceptions, including two returned for touchdowns ... had five pass breakups and two forced fumbles ... caught two touchdown passes and returned an interception for a touchdown vs. Lovejoy ... forced a fumble late in the win vs. Newnan that helped his team clinch a first round home playoff game ... caught 32 passes and a touchdown as a junior ... caught 22 passes as a sophomore, including a 40-yard touchdown reception in a come-from-behind 28-25 victory over Newnan to end an eight-game losing streak to its rival ... attended the same high school as Karsten Bailey, a wide receiver at Auburn from 1995-98 before playing for the Seattle Seahawks and Green Bay Packers ... high school coach was Clint Wade ... also lettered in baseball, track and basketball ... Scout Top 175 ... PrepStar all-Southeast  
**PERSONAL:** Son of Tonya Dragg and Dexter Boston ... has two siblings, Jaxson Dragg and Kamari Boston ... birthday is November 7 ... Major at Auburn: Pre-Exercise Science



**BEN** #50  
**BRADLEY** DL  
 6-1 • 303 • Sr. • 1L  
 Norcross, Ga. (Hutchinson CC)  
 Public Administration

**2014:** Defensive tackle who has started six games this season ... pair of tackles in opening win vs. Arkansas ... three tackles and a TFL against San José State ... starter at Kansas State, recording a solo stop ... two tackles, TFL against Louisiana Tech ... two tackles, TFL vs. LSU ... two tackles at Mississippi State ... two tackles at Alabama ... December 2014 graduate  
**2013:** Junior college transfer who started three games on the defensive line for the SEC Champions ... recorded an 8-yard sack against Washington State ... first start came against Arkansas State, where he posted a TFL ... 2 solo stops at Tennessee  
**JUNIOR COLLEGE:** Enrolled at Auburn in January ... recorded 43 tackles, 9.5 TFL and five sacks during the 2012 season, helping the Hutchinson Blue Dragons and Coach Rion Rhoades to a 9-3 record, a No. 12 national ranking and the Salt City Bowl championship ... earned an associate's degree in December  
**HIGH SCHOOL:** 91 tackles, 26 TFL, 5.5 sacks and a fumble recovery as a senior at Norcross High for Coach Keith Maloof ... Gwinnett Rivalries and GACA North/South all-star games ... No. 9 DL prospect by 247Sports ... Scout Top 100  
**PERSONAL:** Birthday is April 3 ... enrolled as a public administration major at Auburn ... son of Keischa Bradley and Ben Bradley

**BRADLEY'S CAREER DEFENSIVE STATS**

YEAR	G/GS	TT	UT	AT	TFL-YDS	OBS-YDS	FF/FR	PD	IYDS
2013	14/3	15	6	9	2.0-9	1.0-8	0/0	0	5
2014	12/6	21	12	9	5.0-5	0.0-0	0/0	0	1
Total	26/9	35	18	17	5.0-14	1.0-8	0/0	0	6

**BRADLEY'S CAREER GAME HIGH STATS**

Tackles.....	3	2x (last at Georgia)	11/15/14
TFL.....	1.0	4x (last at Georgia)	11/15/14
Sacks.....	1.0	Washington State	8/31/13

**BRADLEY'S GAME-BY-GAME DEFENSIVE STATS**

DATE	OPPONENT	TT	UT	AT	TFL-YDS	OBS-YDS
8/31/13	WASHINGTON STATE	1	1	0	1.0-8	1.0-8
9/7/13	* ARKANSAS STATE	2	0	2	1.0-1	0.0-0
9/14/13	* MISSISSIPPI STATE*	2	0	2	0.0-0	0.0-0
9/21/13	* at LSU*	3	1	2	0.0-0	0.0-0
10/5/13	OLE MISS*	1	1	1	0.0-0	0.0-0
10/12/13	WESTERN CAROLINA	0	0	0	0.0-0	0.0-0
10/19/13	at Texas A&M*	1	1	0	0.0-0	0.0-0
10/26/13	FLORIDA ATLANTIC	1	0	1	0.0-0	0.0-0
11/2/13	at Arkansas*	1	1	0	0.0-0	0.0-0
11/9/13	at Tennessee*	2	2	0	0.0-0	0.0-0
11/16/13	GEORGIA*	0	0	0	0.0-0	0.0-0
11/30/13	ALABAMA*	0	0	0	0.0-0	0.0-0
12/7/13	vs. Missouri (SEC)	0	0	0	0.0-0	0.0-0
1/6/14	vs. Florida State (BCS)	1	0	1	0.0-0	0.0-0

DATE	OPPONENT	TT	UT	AT	TFL-YDS	OBS-YDS
8/30/14	ARKANSAS	2	1	1	0.0-0	0.0-0
9/6/14	SAN JOSÉ STATE	3	1	2	1.0-2	0.0-0
9/18/14	* at Kansas State	1	1	0	0.0-0	0.0-0
9/27/14	* LOUISIANA TECH	2	1	1	0.5-0	0.0-0
10/4/14	LSU	2	1	1	0.5-1	0.0-0
10/11/14	at Mississippi State	2	1	1	0.0-0	0.0-0
10/25/14	* SOUTH CAROLINA	1	0	1	0.0-0	0.0-0
11/1/14	* at Ole Miss	0	0	0	0.0-0	0.0-0
11/8/14	TEXAS A&M	1	1	0	0.0-0	0.0-0
11/15/14	at Georgia	3	3	0	1.0-2	0.0-0
11/22/14	* SAMFORD	2	0	2	0.0-0	0.0-0
11/29/14	at Alabama	2	1	1	0.0-0	0.0-0



# Player Bios



**QUAN**

**#4**

**BRAY**

**WR**

5-10 • 195 • Sr. • 3L

LaGrange, Ga. (Troup County)

Public Administration

**2014:** Played in 12 games with seven starts ... ranks second nationally in punt returns (18.13) ... second team All-SEC ... first player in Auburn history with a punt return touchdown, receiving touchdown and rushing touchdown in the same season ... 55-yard punt return for a touchdown in San José State win; also had two receptions vs. the Spartans ... one reception at Kansas State ... two TD catches vs. Louisiana Tech (37, 44 yds) were first time he has had two TD catches in a game; finished with a career-high 91 yards receiving on three receptions ... also had a punt return for a touchdown, his second of the season ... He is only the second player in Auburn history to score two punt return touchdowns in the same season (Mike Fuller in 1974) ... The 76-yard punt return was the seventh-longest in school history and the fifth-longest in school history that went for a score ... two catches for 22 yards vs. LSU ... three receptions gained 24 yards at Mississippi State ... four catches for 29 yards vs. South Carolina ... four catches gained 37 yards at Ole Miss ... six catches for 65 yards with a 31-yard TD against Texas A&M ... 23-yard TD run along with four catches for 56 yards vs. Samford ... Four receptions for 74 yards and a five-yard touchdown at Alabama ... SEC special teams player of week (Louisiana Tech) ... CFPA national punt returner of the week (San José State, Louisiana Tech) ... Phil Steele mid-season all-SEC second team ... December 2014 graduate

**2013:** Veteran receiver who was also a top return man for AU ... 20 receptions, 3 TD for season ... three catches against Washington State ... 33-yard kick return against Arkansas State tied a career long ... 76-yard TD catch vs. Mississippi State was a career long; three catches vs. Bulldogs ... four receptions, including a 3-yard TD from Jeremy Johnson, in the win over Western Carolina ... 13-yard TD catch was one of three receptions at Texas A&M ... gained 72 yards on three kick returns vs. Florida Atlantic ... three receptions in win over Alabama ... three catches in the BCS title game vs. Florida State

**2012:** Receiver who was the Tigers' deep man on punt returns ... three career starts ... leading receiver with six catches for 50 yards at Mississippi State ... pair of receptions vs. ULM ... threw a 33-yard TD pass to Kiehl Frazier in the second quarter vs. ULM ... pair of receptions vs. LSU ... pair of receptions at Vanderbilt ... 38-yard punt return vs. New Mexico State was Auburn's longest since 2008 ... 110 return yards vs. Alabama A&M

**2011:** Appeared in 13 games with two starts ... fifth on team in receptions (17 for 93 yards) ... led team in punt returns averaging 7.4 yards per return (13 returns for 96 yards) and was third in kickoff returns ... returned 10 kickoffs for 242 yards ... fifth on team in all-purpose yards with 460 (35.4 yards per game) ... ninth in the SEC in yards per punt return (7.4) and third in the league (5.9) in conference games only ... returned a pair of kicks for 55 yards against Utah State, including a long return of 33 yards ... saw time on the kickoff return team against Mississippi State and Clemson ... made his punt return debut against South Carolina, totaling 26 yards on three returns ... also had one reception for 6 yards against the Gamecocks ... returned three punts for 12 yards and grabbed one catch for 3 yards at Arkansas ... made his first career start at Florida, returning one punt for 10 yards ... had two receptions for 22 yards and rushed one time for 8 yards at LSU ... one reception for 11 yards and one rush for 4 yards against Ole Miss ... 10-yard reception and 14-yard kick return at Georgia ... totaled 65 all-purpose yards against Samford ... 24-yard punt return in the second quarter against Samford was the longest by an Auburn player since 2008 when Robert Dunn had a 66-yard return for TD vs. ULM ... career-high five receptions against Alabama for 22 yards receiving and 39 yards on two kick returns ... career-best 102 all-purpose yards in Chick-fil-A Bowl against Virginia; one rush for 16 yards, three receptions for 12 yards and two kickoff returns for 74 yards ... career long 62-yard KOR against the Cavaliers

**HIGH SCHOOL:** Listed as the nation's No. 5 athlete by ESPN.com/Scouts Inc. and the No. 40 player overall on the ESPNU 150 ... named the nation's No. 5 all-purpose back, the No. 8 player from the state of Georgia and the No. 109 player nationally by Rivals.com ... rated as the No. 6 athlete in the nation, the No. 8 recruit in Georgia and the No. 76 player overall nationally by 247Sports ... ranked No. 18 nationally among running backs by Scout.com ... named to the PrepStar Dream Team as the

No. 106-ranked player in the nation ... named a SuperPrep All-American, and the nation's No. 16 running back and the No. 10 recruit from Georgia by SuperPrep ... selected to play in the 2011 Under Armour All-America game following his senior season ... ranked No. 18 on the Atlanta Journal Constitution's Fab 50 ... ranked No. 45 in the Mobile Press-Register's Super Southeast 120 ... 1,300 rushing yards and another 300 receiving as a senior ... accounted for 2,128 yards and 28 TDs of offense as a junior

**PERSONAL:** Birthday is April 28 ... son of the late Tonya Bray ... cousin of former Auburn defensive back Jason Bray (1995-98) ... Major: Public Administration

## BRAY'S CAREER RECEIVING STATS

YEAR	G/GS	NO	YDS	AVG	TD	LP/OPPONENT
2011	13/2	17	93	5.5	0	14/LSU
2012	11/1	14	94	6.7	0	16/Miss St
2013	14/6	23	195	8.5	3	76/Miss St
2014	12/7	34	408	12.0	4	44/LA Tech
Totals	50/16	88	790	9.0	6	76/Miss St

## BRAY'S CAREER KICK RETURN STATS

YEAR	G/GS	NO	YDS	AVG	TD	LP/OPPONENT
2011	13/2	10	242	24.2	0	62/Virginia (Chick-fil-A)
2012	11/1	6	121	20.2	0	24/Miss St
2013	14/6	14	331	23.6	0	40/Texas A&M
2014	12/7	4	64	16.0	0	17/Georgia
Totals	50/16	33	742	22.3	0	62/Virginia

## BRAY'S CAREER PUNT RETURN STATS

YEAR	G/GS	NO	YDS	AVG	TD	LP/OPPONENT
2011	13/2	13	96	7.4	0	24/Samford
2012	11/1	16	136	8.5	0	38/NM State
2013	14/6	12	61	5.1	0	28/Miss St
2014	12/7	15	272	18.1	2	76/LA Tech
Totals	50/16	56	565	10.1	2	76/LA Tech

## BRAY'S CAREER GAME HIGH STATS

Receptions	6	2x (last vs. Texas A&M)	11/8/14
Rec. Yards	91	LA Tech	9/27/14
Rec. Long	76	Mississippi State	9/14/13
Rec. TD	2	LA Tech	9/27/14
Rush Attempts	4	Florida Atlantic	9/24/11
Rush Yards	45	Samford	11/22/14
Rush TDs	1	Samford	11/22/14
Rush Long	23	Samford	11/22/14
AP Yards	189	LA Tech	9/27/14
Kick Ret	3	3x (last vs. Georgia)	11/16/13
Kick Ret Yds	72	Florida Atlantic	10/26/13
Kick Ret Long	40	at Texas A&M	10/19/13
Punt Ret	3	6x (last vs. Miss St)	9/14/13
Punt Ret Yds	98	LA Tech	9/27/14
Punt Ret Long	76	LA Tech	9/27/14
Punt Ret. TD	1	2x (last vs. LA Tech)	9/27/14
Completions	1	ULM	9/15/12
Pass Attempts	1	ULM	9/15/12
Pass Yards	34	ULM	9/15/12
Pass TDs	1	ULM	9/15/12
Career TDs	10	7 rec, 2 PR, 1 rush	

## BRAY'S GAME-BY-GAME RECEIVING STATS

DATE	OPPONENT	REC	YDS	AVG	TD	TD REC
9/3/11	UTAH STATE	0	0	0.0	0	--
9/10/11	MISSISSIPPI STATE	0	0	0.0	0	--
9/17/11	at Clemson	0	0	0.0	0	--
9/24/11	FLORIDA ATLANTIC	1	0	0.0	0	--
10/1/11	at South Carolina	1	6	6.0	0	--
10/8/11	at Arkansas	1	3	3.0	0	--
10/15/11	* FLORIDA	0	0	0.0	0	--
10/22/11	at LSU	2	22	11.0	0	--
10/29/11	OLE MISS	1	11	11.0	0	--
11/12/11	at Georgia	1	10	10.0	0	--
11/19/11	SAMFORD	2	7	3.5	0	--
11/26/11	* ALABAMA	5	22	4.4	0	--
12/31/11	Virginia (Chick-fil-A)	3	12	4.0	0	--

# Player Bios

DATE	OPPONENT	REC	YDS	AVG	TD	TD REC
9/1/12	Clemson	1	8	8.0	0	--
9/8/12	at Mississippi State	6	50	8.3	0	--
9/15/12	* ULM	2	14	7.0	0	--
9/22/12	LSU	2	10	5.0	0	--
10/6/12	ARKANSAS	DID NOT PLAY				
10/13/12	at Ole Miss	0	0	0.0	0	--
10/20/12	at Vanderbilt	2	7	3.5	0	--
10/27/12	TEXAS A&M	0	0	0.0	0	--
11/3/12	NEW MEXICO STATE	0	0	0.0	0	--
11/10/12	GEORGIA	1	5	5.0	0	--
11/17/12	ALABAMA A&M	0	0	0.0	0	--
11/24/12	at Alabama	0	0	0.0	0	--

DATE	OPPONENT	REC	YDS	AVG	TD	TD REC
8/31/13	* WASHINGTON STATE	3	28	9.33	0	--
9/7/13	ARKANSAS STATE	0	0	0.00	0	--
9/14/13	MISSISSIPPI STATE	3	80	26.67	1	76
9/21/13	* at LSU	1	6	6.00	0	--
10/5/13	* OLE MISS	1	4	4.00	0	--
10/12/13	* WESTERN CAROLINA	4	20	5.00	1	3
10/19/13	* at Texas A&M	3	26	8.67	1	13
10/26/13	FLORIDA ATLANTIC	1	6	6.00	0	--
11/2/13	at Arkansas	0	0	0.00	0	--
11/9/13	at Tennessee	0	0	0.00	0	--
11/16/13	* GEORGIA	1	5	5.00	0	--
11/30/13	ALABAMA	3	14	4.67	0	--
12/7/13	vs. Missouri (SEC)	0	0	0.00	0	--
1/6/14	vs. Florida State (BCS)	3	4	1.33	0	--

DATE	OPPONENT	REC	YDS	AVG	TD	TD Yds
8/30/14	ARKANSAS	0	0	0.0	0	--
9/6/14	SAN JOSÉ STATE	2	15	7.5	0	--
9/18/14	* at Kansas State	1	4	4.0	0	--
9/27/14	LOUISIANA TECH	3	91	30.0	2	37, 44
10/4/14	* LSU	2	22	11.0	0	--
10/11/14	at Mississippi State	3	24	8.0	0	--
10/25/14	SOUTH CAROLINA	4	29	7.3	0	--
11/1/14	* at Ole Miss	4	37	9.3	0	--
11/8/14	* TEXAS A&M	6	65	10.8	1	31
11/15/14	* at Georgia	1	-9	0.0	0	--
11/22/14	* SAMFORD	4	56	14.0	0	--
11/29/14	* at Alabama	4	74	18.5	1	5

## BRAY'S GAME-BY-GAME RETURN STATS

DATE	OPPONENT	PR/YDS	TD	KR/YDS	TD
9/3/11	UTAH STATE	0	0	2/55	0
9/10/11	MISSISSIPPI STATE	0	0	0	0
9/17/11	at Clemson	0	0	0	0
9/24/11	FLORIDA ATLANTIC	0	0	0	0
10/1/11	at South Carolina	3/26	0	2/41	0
10/8/11	at Arkansas	3/12	0	0	0
10/15/11	* FLORIDA	1/10	0	0	0
10/22/11	at LSU	2/2	0	0	0
10/29/11	OLE MISS	1/0	0	0	0
11/12/11	at Georgia	0	0	1/14	0
11/19/11	SAMFORD	2/37	0	1/19	0
11/26/11	* ALABAMA	0	0	2/39	0
12/31/11	Virginia (Chick-fil-A)	1/0	0	2/74	0

DATE	OPPONENT	PR/YDS	TD	KR/YDS	TD
9/1/12	Clemson	1/5	0	1/21	0
9/8/12	at Mississippi State	1/1	0	0	0
9/15/12	* ULM	2/19	0	0	0
9/22/12	LSU	1/0	0	0	0
10/6/12	ARKANSAS	DID NOT PLAY			
10/13/12	at Ole Miss	2/4	0	0	0
10/20/12	at Vanderbilt	2/7	0	0	0
10/27/12	TEXAS A&M	1/10	0	0	0
11/3/12	NEW MEXICO STATE	3/44	0	0	0
11/10/12	GEORGIA	0	0	0	0
11/17/12	ALABAMA A&M	3/48	0	3/62	0
11/24/12	at Alabama	0	0	2/38	0

DATE	OPPONENT	PR/YDS	TD	KR/YDS	TD
8/31/13	WASHINGTON STATE	0/0	0	0/0	0
9/7/13	ARKANSAS STATE	0/0	0	1/33	0
9/14/13	MISSISSIPPI STATE	3/44	0	0/0	0
9/21/13	at LSU	5/5	0	0/0	0
10/5/13	OLE MISS	0/0	0	0/0	0
10/12/13	WESTERN CAROLINA	3/15	0	0/0	0
10/19/13	at Texas A&M	0/0	0	3/67	0
10/26/13	FLORIDA ATLANTIC	1/3	0	3/72	0
11/2/13	at Arkansas	0/0	0	0/0	0
11/9/13	at Tennessee	0/0	0	1/35	0
11/16/13	GEORGIA	0/0	0	3/53	0
11/30/13	ALABAMA	0/0	0	1/21	0
12/7/13	vs. Missouri (SEC)	2/36	0	0/0	0
1/6/14	vs. Florida State (BCS)	0/0	0	2/50	0

DATE	OPPONENT	PR/YDS	TD	KR/YDS	TD
8/30/14	ARKANSAS	2/31	0	0/0	0
9/6/14	SAN JOSÉ STATE	1/55	1	0/0	0
9/18/14	* at Kansas State	0/0	0	0/0	0
9/27/14	LOUISIANA TECH	2/98	1	0/0	0
10/4/14	* LSU	3/15	0	0/0	0
10/11/14	at Mississippi State	0/0	0	0/0	0
10/25/14	SOUTH CAROLINA	0/0	0	1/28	0
11/1/14	* at Ole Miss	2/10	0	0/0	0
11/8/14	* TEXAS A&M	1/9	0	2/31	0
11/15/14	* at Georgia	1/4	0	1/17	0
11/22/14	* SAMFORD	2/30	0	0/0	0
11/29/14	at Alabama	0/0	0	1/16	0



**ALEC BROWN** #60  
DL  
6-2 • 210 • RFr. • HS  
Trussville, Ala. (Hewitt-Trussville)  
General Sciences

**2014:** Saw snaps against Samford

**HIGH SCHOOL:** Earned two letters in football as a tight end at Hewitt-Trussville ... High School Coach: Hal Riddle ... also a two-year basketball letterman ... National Honor Society inductee

**PERSONAL:** Birthday is April 14 ... son of Bartley and Paula Brown ... has two siblings, Holland and Mavane ... Major at Auburn: General Sciences



**MYRON BURTON JR.** #84  
WR  
6-2 • 200 • Fr. • HS  
Lawrenceville, Ga. (Peachtree Ridge)  
Pre-Physical Therapy

**2014:** Redshirted

**HIGH SCHOOL:** Second-generation Tiger with versatile skills ... had 53 receptions for 773 yards and six scores as a senior ... started at four different positions during his prep career: RB, LB, QB, WR ... high school coach was Mark Fleetwood ... earned all Region 6-AAAAAA honors ... also a baseball All-American ... 247sports Top 75 WR ... Scout Top 100 WR ... PrepStar all-Southeast

**PERSONAL:** Son of Angela Burton and Myron Burton Sr. ... parents both attended Auburn and father played defensive line for the Tigers in the early 1990s ... birthday is August 22 ... Major at Auburn: Pre-Physical Therapy

# Player Bios



**WIRTH** #85

**CAMPBELL** TE

6-3 • 215 • Jr. • SQ  
Nashville, Tenn. (Ensworth)  
Business Administration

**2014:** Played against Arkansas and San Jose State

**2013:** Saw snaps against Western Carolina and Florida Atlantic for the SEC Champions

**HIGH SCHOOL:** Coach: Ricky Bowers ... part of the first state championship team in Ensworth history as a senior ... also a basketball letterman

**PERSONAL:** Birthday is April 22 ... son of Vic and Tawnie Campbell ... has one sister, Meredith ... Major: Business Administration



**DANIEL** #38

**CARLSON** K

6-4 • 216 • RFr. • RS  
Colorado Springs, Colo. (Classical Academy)  
Pre-Business

**2014:** Kicked in all 12 games, punted in 11 games ... second team freshman All-American (Scout) ... honorable mention All-SEC ... Tied Auburn kick scoring record with 18 points at Alabama ... Carlson was 5-for-5 on field goals and kicked three extra points ... Record had been set by Al Del Greco in 1983 ... Converted season long field goals of 46 yards against both Georgia and LSU ... first Tiger specialist to do all three since Damon Duval (1999-2002) ... 41.6 punting average for season ... 53-53 on PAT (fourth-best in AU history) ... 46-75 kickoffs have gone for touchbacks ... against Arkansas, Carlson averaged 53.3 yards on three punts, downing two inside the 20, and had seven touchbacks on kickoffs ... 53.3 yds-per-punt average was the best for an Auburn punter (min. 3 punts) since Kody Bliss averaged 54.7 yards on three punts against ULM in 2003; 62-yard punt in the second quarter longest by an Auburn punter since Ryan Shoemaker had a 64-yard punt vs. Tennessee Tech in 2007 ... 27-yard field goal vs. San Jose State was his first collegiate FG ... FGs of 34 and 25 yards at Kansas State ... 25-yd FG vs. Louisiana Tech ... field goals of 46, 42 yds vs. LSU ... 3-4 field goals at Mississippi State ... 5-5 field goals at Alabama, the most by an AU kicker since Jaret Holmes vs. UAB in 1996 ... SEC Special Team player of week (LSU) ... SEC Freshman of the Week (Arkansas) ... CFPB specialist of week (Alabama) ... A-Day spring game defensive MVP

**2013:** Did not see action while redshirting for the SEC Champions ... SEC First-Year Academic Honor Roll

**HIGH SCHOOL:** Versatile kicking specialist with tremendous leg strength ... 10 field goals and 54 kickoffs for touchbacks as a senior for Coach David Bervig at The Classical Academy ... top-ranked kicker nationally at Kohl's Kicking Academy Underclassmen Challenge ... ranked No. 4 nationally among kickers by Scout and Rivals ... MaxPreps small school All-America ... No. 8 ranking from 247Sports ... U.S. Army All-American Bowl ... ESPN's top rated high school kicker ... Denver Post No. 6 in-state prospect and all-state Class 3A as a junior and senior ... as a soccer player, helped TCA advance to state finals as a sophomore and junior

**PERSONAL:** Birthday is January 23 ... Major at Auburn: Pre-Business ... son of Jodie Carlson and Hans Carlson

## CARLSON'S CAREER KICKING STATS

YEAR	FG-A	Pct.	0-19	20-29	30-39	40-49	50+	PAT	PTS
2014	17-21	.810	0-0	10-11	3-3	4-7	0-0	53-53	104

## CARLSON'S CAREER PUNTING STATS

YEAR	G	NO	YDS	AVG	TB	FC	I20	50+	LP/OPPONENT
2014	12	37	1541	41.6	1	8	11	2	62/Arkansas

## CARLSON'S CAREER GAME HIGH STATS

	No.	Opponent
FG Attempts	5	Alabama (2014)
FGs Made	5	Alabama (2014)
Career Long	46	2x (last at Georgia, 2014)
Consecutive FG	6	Georgia 2014 through current
Most PAT	7	Alabama A&M (2012)
Consecutive PAT	53	Arkansas 2014 through current

## CARLSON'S GAME-BY-GAME PUNTING STATS

DATE	OPPONENT	NO	YDS	AVG	IN20	Long
8/30/14	ARKANSAS	3	160	53.3	2	62
9/6/14	SAN JOSE STATE	2	80	40.0	0	41
9/18/14	at Kansas State	4	157	39.2	0	49
9/27/14	LOUISIANA TECH	4	154	38.5	0	49
10/4/14	LSU	3	122	40.7	1	45
10/11/14	at Mississippi State	6	257	42.8	2	49
10/25/14	SOUTH CAROLINA	2	70	35.0	1	42
11/1/14	at Ole Miss	3	107	35.7	1	47
11/8/14	TEXAS A&M	0	0	0.0	0	--
11/15/14	at Georgia	3	128	42.7	2	46
11/22/14	SAMFORD	5	224	44.8	2	50
11/29/14	at Alabama	2	82	41.0	0	44



**MICHAEL** #83

**CLIFTON** TE

6-3 • 250 • So. • SQ  
Evans, Ga. (Augusta Christian)  
Mechanical Engineering

**2014:** Saw snaps against Samford

**2013:** Saw the first action of his career in win over Western Carolina for the SEC Champions ... SEC Academic Honor Roll

**2012:** Did not see varsity action

**High School:** High School Coach: Keith Walton ... offensive MVP of the Shrine Bowl all-star game ... all-area, all-state and all-region honoree ... Black Helmet award ... also a baseball and basketball letterman ... vice-president of Student Council ... Beta Club member

**Personal:** Birthday is January 4 ... son of Molly and Steve Clifton ... has three siblings: Robert, Annie and Marya ... brother Robert played football for Auburn ... Major: Mechanical Engineering



# Player Bios



**SAMMIE** #18  
**COATES** WR  
 6-2 • 201 • Jr. • 2L  
 Leroy, Ala. (Leroy)  
 Public Administration

**2014:** Played in 11 games with seven starts ... ranks third nationally in yards per reception (23.90) ... second team All-SEC ... 18-game reception streak ... four catches for 144 yards and a touchdown against LSU ... 144 yards on five receptions with a touchdown against Ole Miss ... two for 58 vs. Texas A&M ... four for 56 yards vs. Samford ... set Auburn Iron Bowl record with five catches for 206 yards and two touchdowns ... first Auburn receiver to go over 200 yards in a game since 2010 ... Preseason all-SEC first team (SEC media, Phil Steele, Birmingham News, Lindy's, Sporting News); second team (Athlon, CFB Matrix) ... Maxwell Award, Biletnikoff Award watch lists ... named the top "freak" in college football by Bruce Feldman of Fox Sports ... Allstate AFCA Good Works Team nominee ... 1,733 career receiving yards are 10th all-time at Auburn ... 13 career receiving touchdowns are ninth in program history ... seven career 100-yard receiving games ... SEC Community Service team ... Wuerffel Trophy nominee ... December 2014 graduate

**2013:** Big-play threat ... third in nation in yards per catch (21.5) and averaged 54.1 yards per touchdown catch ... started 12 games ... had 14 receptions of 30+ yards ... three catches gained 44 yards vs. Washington State ... 68-yard TD catch from Nick Marshall vs. Arkansas State was a career long, and the first 60+ yard pass play for Auburn since 2010 ... three catches for 55 yards vs. Mississippi State ... 139 yards on four catches at LSU, with long gains of 42 and 52 yards ... two catches vs. Ole Miss ... 104 yards on five catches at Texas A&M, including a 43-yard touchdown ... gained 113 yards on just three catches vs. Florida Atlantic, with TDs of 67 and 36 yards from Jeremy Johnson ... 88-yard TD reception from Marshall at Arkansas was third longest pass play in AU history; had 102 yards receiving vs. Arkansas, his third consecutive 100-yard game ... had two of AU's three receptions in Tennessee win ... four catches in Georgia win ... 39-yard fourth-quarter TD to tie the game with 0:32 remaining was one of two catches in win over Alabama ... 94 yards receiving, 38-yard TD catch in SEC championship game vs. Missouri ... four receptions gained 61 yards in the BCS title game

**2012:** Part of the wide receiver rotation as a redshirt freshman ... saw first collegiate action vs. Clemson ... first career TD was a leaping grab of a 33-yard Hail Mary from Kiehl Frazier in the endzone on last play of first half vs. ULM ... 16-yard reception in traffic versus Arkansas ... 42-yard reception from Clint Moseley at Ole Miss ... 13-yard catch vs. New Mexico State ... 9-yard TD grab against Alabama A&M

**2011:** Did not play after suffering preseason injury

**HIGH SCHOOL:** Rated as the No. 24 wide receiver in the nation, the No. 6 recruit in Alabama and the No. 172 player overall nationally by 247Sports ... ranked No. 57 nationally among wide receivers and the No. 10 player in the state of Alabama by Scout.com ... named the nation's No. 71 wide receiver and the No. 21 player from the state of Alabama by Rivals.com ... listed as the nation's No. 73 wide receiver by ESPN.com/Scouts Inc. ... listed as the No. 26 recruit from Alabama by SuperPrep ... named to the All-Southeast Region team by PrepStar ... No. 7 on the Birmingham News' list of the Alabama Super Seniors ... ranked eighth on the Mobile Press-Register's Elite 18 and No. 102 in the Press-Register's Super Southeast 120 ... named to the Orlando Sentinel's All-Southern Team as a first-team selection from Alabama ... selected to play in the Alabama-Mississippi All-Star Game following his senior season ... Super 12 team and the 2010 Class 2A Back of the Year by the Alabama Sports Writers Association ... caught 57 passes as a senior for 1,170 yards and 14 touchdowns ... led his team to the 2010 Alabama Class 2A state championship, earning MVP honors after hauling in five catches for 60 yards and two touchdowns, rushing six times for 27 yards and a score, punting twice for 63 yards and returning a punt for 5 yards ... caught 50 passes for 788 yards and 10 touchdowns during his junior campaign ... as a sophomore, caught 18 passes for 477 yards (39.8 ypc) and four touchdowns while intercepting three passes on defense

**PERSONAL:** Birthday is March 31 ... son of Sharon Coates ... Major: Public Administration

## COATES' CAREER RECEIVING STATS

YEAR	G/GS	NO	YDS	AVG	TD	LP/OPPONENT
2012	12/1	6	114	19.0	2	42/Ole Miss
2013	14/12	42	902	21.5	7	88/Arkansas
2014	11/7	30	717	23.9	4	68/Alabama
Totals	36/20	78	1733	22.2	13	88/Arkansas

## COATES' CAREER GAME HIGH STATS

Receptions	5	3x (last at Alabama)	11/29/14
Rec. Yards	206	at Alabama	11/29/14
Rec. Long	88	at Arkansas	11/2/13
Rec. TD	2	2x (last at Alabama)	11/29/14
100-Yd Games	7	last: at Alabama	11/29/14
200-Yd Games	1	at Alabama	11/29/14
Career TDs	13	13 receiving	

## COATES' GAME-BY-GAME RECEIVING STATS

DATE	OPPONENT	REC	YDS	AVG	TD	TD REC
9/1/12	Clemson	0	0	0.0	0	--
9/8/12	at Mississippi State	0	0	0.0	0	--
9/15/12	ULM	2	34	17.0	1	33
9/22/12	LSU	0	0	0.0	0	--
10/6/12	ARKANSAS	1	16	16.0	0	--
10/13/12	at Ole Miss	1	42	42.0	0	--
10/20/12	at Vanderbilt	0	0	0.0	0	--
10/27/12	TEXAS A&M	0	0	0.0	0	--
11/3/12	NEW MEXICO STATE	1	13	13.0	0	--
11/10/12	GEORGIA	0	0	0.0	0	--
11/17/12	ALABAMA A&M	1	9	9.0	1	9
11/24/12	* at Alabama	0	0	0.0	0	--

DATE	OPPONENT	REC	YDS	AVG	TD	TD REC
8/31/13	* WASHINGTON STATE	3	44	14.67	0	--
9/7/13	* ARKANSAS STATE	1	68	68.00	1	68
9/14/13	* MISSISSIPPI STATE	3	55	18.33	0	--
9/21/13	* at LSU	4	139	34.75	0	--
10/5/13	* OLE MISS	2	13	6.50	0	--
10/12/13	WESTERN CAROLINA	0	0	0.00	0	--
10/19/13	at Texas A&M	5	104	20.80	1	43
10/26/13	* FLORIDA ATLANTIC	3	113	37.67	2	36, 67
11/2/13	* at Arkansas	3	102	34.00	1	88
11/9/13	* at Tennessee	2	10	5.00	0	--
11/16/13	* GEORGIA	4	39	9.75	0	--
11/30/13	* ALABAMA	2	60	30.00	1	39
12/7/13	vs. Missouri (SEC)	6	94	15.67	1	38
1/6/14	vs. Florida State (BCS)	4	61	15.25	0	--

DATE	OPPONENT	REC	YDS	AVG	TD	TD Yds	
8/30/14	* ARKANSAS	1	13	13.0	0	--	
9/6/14	SAN JOSÉ STATE	DID NOT PLAY				0	--
9/18/14	at Kansas State	2	24	12.0	0	--	
9/27/14	* LOUISIANA TECH	2	19	9.5	0	--	
10/4/14	LSU	4	144	36.0	1	56	
10/11/14	at Mississippi State	3	22	7.3	0	--	
10/25/14	* SOUTH CAROLINA	1	14	14.0	0	--	
11/1/14	at Ole Miss	5	122	24.4	1	57	
11/8/14	* TEXAS A&M	2	58	29.0	0	--	
11/15/14	* at Georgia	3	31	10.3	0	--	
11/22/14	* SAMFORD	2	64	32.0	0	--	
11/29/14	* at Alabama	5	206	41.2	2	34, 68	

# Player Bios



**SHON** #72  
**COLEMAN** OL  
 6-6 • 310 • So. • 1L  
 Memphis, Tenn. (Olive Branch)  
 Public Administration

**2014:** Started all 12 games at left tackle  
**2013:** Backup at left offensive tackle to Greg Robinson ... saw first college action against Arkansas State after three years away from the sport battling leukemia ... also played against Western Carolina, FAU, Arkansas, Tennessee, Missouri and Florida State for the SEC Champions, earning his first varsity letter

**2012:** Was cleared by doctors for limited practice at the end of spring drills ... did not see varsity action at left tackle while redshirting ... received an extra year of eligibility from the NCAA following the season, leaving him four years to play

**2011:** Was diagnosed with leukemia in spring, 2010, and underwent treatment at St. Jude's Children's Research Hospital

**HIGH SCHOOL:** High School Coach: Scott Samsel ... ranked 22nd on the Rivals.com100 ... third-rated offensive tackle and top-ranked player in Mississippi by Rivals.com ... No. 7-rated offensive tackle by Scout.com ... ranked 31st among offensive tackles by ESPN.com/Scouts Inc. ... ranked as the No. 11 player in Mississippi by SuperPrep ... No. 25-rated offensive guard/center by Tom Lemming on MaxPreps.com ... named to the PrepStar Dream Team as the No. 116-ranked player in the nation ... first Team All-State according to the Mississippi Association of Coaches ... participant in the 2010 Army All-American Bowl and the 2009 Alabama-Mississippi All-Star game ... No. 26 on the Mobile Press Register's Super Southeast 120 ... No. 1 on the 2010 Mississippi Press Fantastic 15

**PERSONAL:** Birthday is November 25 ... son of Dekeisha and Travis Tunstall ... Major: Public Administration ... received his bachelor's degree in May, 2014



**XAVIER** #52  
**DAMPEER** OL  
 6-2 • 296 • Jr. • JC  
 Mendenhall, Miss. (Copiah-Lincoln CC)  
 Public Administration

**2014:** Saw action in five games at center on the offensive line  
**JUNIOR COLLEGE/HIGH SCHOOL:** Offensive lineman with quick, strong hands and excellent feet ... enrolled at Auburn in January ... earned NJCAA all-region and all-state honors in 2013 at Copiah-Lincoln for coach Glenn Davis and offensive line coach Robert McFarland ... played defensive tackle as a freshman and center as a sophomore ... MACJC most valuable offensive lineman ... selected for MACJC all-star game ... 84 tackles, 9 TFL for Coach Danny Peterson at Mendenhall High ... placed sixth in shot put at state championship meet ... also a competitive powerlifter and a soccer letterman ... 247sports No. 1 JUCO center, Top 175 overall ... Rivals Top 100 JUCO ... PrepStar JUCO All-America ... Mississippi Scholar, honors graduate

**PERSONAL:** Birthday is May 29 ... son of Shirley Dampeer and the late Anthony Dampeer ... has four siblings: Shiree, Keenya, Anthony (played at Co-Lin CC) and Cristal ... Major at Auburn: Public Administration



**ELIJAH** #97  
**DANIEL** DL  
 6-2 • 263 • So. • 1L  
 Indianapolis, Ind. (Avon)  
 Liberal Arts

**2014:** Played in 12 games with one start ... Made first career start at Alabama ... career-best five tackles and 2.0 tackles for loss in win at Ole Miss ... registered a sack against Samford

**2013:** True freshman who gained playing time at defensive end ... three of nine tackles for season were TFL ... had TFL against Arkansas State ... three QB hurries versus Ole Miss ... sack and two QB hurries against Western Carolina ... two tackles at Texas A&M ... two QB hurries vs. Florida Atlantic ... 12-yard sack in Tennessee win ... two tackles, TFL in SEC Championship

**HIGH SCHOOL:** Talented two-way performer on the defensive line at Avon High ... Indiana first team all-state ... team defensive MVP recording 85 tackles, 16 TFL, five sacks as a senior for Coach Mark Bless ... Under Armour All-America Game ... ranked No. 9 by Scout ... No. 2 in state of Indiana and No. 8 DE by Rivals ... PrepStar All-America ... No. 2 in Indiana, No. 3 DE, No. 27 overall by 247Sports ... MaxPreps Top 100 ... ESPN 150

**PERSONAL:** Birthday is November 8 ... Major at Auburn: Liberal Arts ... his aunt Donna Fisher is his guardian

## DANIEL'S CAREER DEFENSIVE STATS

YEAR	G/GS	TT	UT	AT	TFL-YDS	QBS-YDS	FF/FR	PD	QBH
2013	14/0	9	4	5	3.0-19	2.5-18	0/0	0	11
2014	12/1	13	7	6	3.5-8	1.0-4	0/0	0	8
Total	26/1	22	11	11	6.5-27	3.5-22	0/0	0	19

## DANIEL'S CAREER GAME HIGH STATS

Tackles.....	4	at Ole Miss	11/1/14
Sack .....	1.0	3x (last vs. Samford)	11/22/14
TFL .....	1.0	4x (last vs. Samford)	11/22/14
Hurries .....	6	Samford	11/22/14

## DANIEL'S GAME-BY-GAME DEFENSIVE STATS

DATE	OPPONENT	TT	UT	AT	TFL-YDS	QBS-YDS
8/31/13	WASHINGTON STATE	0	0	0	0.0-0	0.0-0
9/7/13	ARKANSAS STATE	1	0	1	0.5-1	0.0-0
9/14/13	MISSISSIPPI STATE*	0	0	0	0.0-0	0.0-0
9/21/13	at LSU*	2	0	2	0.0-0	0.0-0
10/5/13	OLE MISS*	0	0	0	0.0-0	0.0-0
10/12/13	WESTERN CAROLINA	1	1	0	1.0-3	1.0-3
10/19/13	at Texas A&M*	2	1	1	0.0-0	0.0-0
10/26/13	FLORIDA ATLANTIC	0	0	0	0.0-0	0.0-0
11/2/13	at Arkansas*	0	0	0	0.0-0	0.0-0
11/9/13	at Tennessee*	1	1	0	1.0-12	1.0-12
11/16/13	GEORGIA*	0	0	0	0.0-0	0.0-0
11/30/13	ALABAMA*	0	0	0	0.0-0	0.0-0
12/7/13	vs. Missouri (SEC)	2	1	1	0.5-3	0.5-3
1/6/14	vs. Florida State (BCS)	0	0	0	0.0-0	0.0-0

DATE	OPPONENT	TT	UT	AT	TFL-YDS	QBS-YDS
8/30/14	ARKANSAS	1	1	0	0.0-0	0.0-0
9/6/14	SAN JOSÉ STATE	1	1	0	0.0-0	0.0-0
9/18/14	at Kansas State	0	0	0	0.0-0	0.0-0
9/27/14	LOUISIANA TECH	0	0	0	0.0-0	0.0-0
10/4/14	LSU	2	0	2	0.5-0	0.0-0
10/11/14	at Mississippi State	1	0	1	0.0-0	0.0-0
10/25/14	SOUTH CAROLINA	0	0	0	0.0-0	0.0-0
11/1/14	at Ole Miss	5	2	3	2.0-4	0.0-0
11/8/14	TEXAS A&M	0	0	0	0.0-0	0.0-0
11/15/14	at Georgia	0	0	0	0.0-0	0.0-0
11/22/14	SAMFORD	2	2	0	1.0-4	1.0-4
11/29/14	* at Alabama	1	1	0	0.0-0	0.0-0

# Player Bios



**DEVONTE DANZEY** #53  
OL  
6-4 • 296 • Jr. • 1L  
Tampa, Fla. (Hutchinson CC)  
Public Administration

**2014:** Played in 12 games and made seven starts on the offensive line ... Made first career start at left guard against LSU ... Started next six games at left guard ... December 2014 graduate

**2013:** Enrolled at Auburn in January ... backup at left offensive guard behind Alex Kozan ... junior college transfer ... saw first action against Western Carolina ... played in three games

**JUNIOR COLLEGE:** Ranked as the nation's top junior college prospect at offensive guard ... first-team All-Jayhawk Conference for Coach Rion Rhoades as a redshirt freshman in 2012 after helping Hutchinson to a 9-3 record and a No. 12 national ranking ... first team All-America ... starting offensive tackle for a Hutchinson offense that scored the second-most points in team history and three times broke the 700-yard mark for total offense ... ranked among Top 85 JUCO players by 247Sports

**HIGH SCHOOL:** Played high school football at Tampa Bay (Fla.) Tech for Coach Jayson Roberts, where he was team MVP and Tampa Tribune all-Hillsborough County

**PERSONAL:** Birthday is September 3 ... enrolled as a public administration major at Auburn ... guardian is Patsy Ross



**DESHAUN DAVIS** #57  
LB  
5-11 • 230 • Fr. • HS  
Mobile, Ala. (Vigor)  
Pre-Radio, TV and Film

**2014:** Redshirted

**HIGH SCHOOL:** Defender with great fundamentals and instincts for the ball ... missed his senior season with a knee injury ... 138 tackles, 15 TFL, 6 forced fumbles as a junior ... high school coach was Ashley Johnson ... AL.com A-List ... all-state and all-region as a sophomore and junior ... 2012 regional linebacker of the year ... O-D All-American Bowl; invited to 2014 U-19 International Bowl ... also a basketball and baseball letterman ... ESPN No. 14 linebacker ... 247sports No. 21 LB ... Scout No. 43 LB ... PrepStar all-Southeast

**PERSONAL:** Son of Constance Davis Jefferson and Kevin Jefferson and Delmico Williams ... has three siblings: Ray, Darrell and Miracle ... birthday is December 31 ... Major at Auburn: Radio, TV and Film



**MARCUS DAVIS** #80  
WR  
5-9 • 180 • So. • 1L  
Boynton Beach, Fla. (American Heritage Boca-Delray)  
Public Administration

**2014:** Played in 12 games with three starts ... 11 receptions for 71 yards ... caught a 17-yard touchdown at Ole Miss ... season high four receptions for 21 yards at Alabama ... returned two punts for 31 yards against Louisiana tech

**2013:** True freshman who increased his role in the passing game ... 23 receptions, 1 TD for season ... 18-yard TD reception from Nick Marshall vs. Arkansas State came on his first collegiate catch ... four receptions for 38 yards on game-winning drive vs. Mississippi State; six total catches vs. the Bulldogs ... two catches for 21 yards at LSU ... three catches against Ole Miss ... key 27-yard catch on game-winning drive at Texas A&M ... team-best four catches vs. Florida Atlantic gained 30 yards; also returned two punts ... three catches against Georgia ... 26-yard reception in BCS title game vs. Florida State ... SEC First-Year Academic Honor Roll

**HIGH SCHOOL:** Graduate of American Heritage Boca-Delray High ... team had 12-1 record his junior year and advanced to state semifinals with an 11-1 mark as a senior ... threw for 1,019 yards, 15 touchdowns and two interceptions in 2012 for Coach Stacy Sizemore; he also ran for 846 yards and eight touchdowns ... Florida Class 3A all-state ... Rivals.com ranks him No. 41 nationally ... No. 95 by Scout ... No. 90 DB by 247Sports ... Prep and Sports Florida-Georgia all-star game

**PERSONAL:** Birthday is May 12 ... Major at Auburn: Pre-Business ... son of Craig Davis and grandson of Kat Paterick

## DAVIS' CAREER RECEIVING STATS

YEAR	G/GS	NO	YDS	AVG	TD	LP/OPPONENT
2013	14/1	23	217	9.4	1	27/Texas A&M
2014	12/3	11	71	6.5	1	17/Ole Miss
Total	26/4	34	288	8.5	2	27/Texas A&M

## DAVIS' CAREER PUNT RETURN STATS

YEAR	G/GS	NO	YDS	AVG	TD	LP/OPPONENT
2013	14/1	2	2	1.0	0	7/Fla Atlantic
2014	12/3	2	31	15.5	0	19/LA Tech
Total	26/4	4	33	8.3	0	7/Fla Atlantic

## DAVIS' CAREER GAME HIGH STATS

Receptions .....	6	Mississippi State	9/14/13
Rec. Yards.....	43	Mississippi State	9/14/13
Rec. Long.....	27	at Texas A&M	10/19/13
Rec. TDs.....	1	2x (last at Ole Miss)	11/11/14
Rush Attempts .....	1	at Alabama	11/29/14
Rush Yards.....	2	at Alabama	11/29/14
Rush Long.....	2	at Alabama	11/29/14
Punt Ret.....	2	2x (last vs. LA Tech)	9/27/14
Punt Ret Yds .....	31	LA Tech	9/27/14
Punt Ret Long.....	19	LA Tech	9/27/14
Career TDs.....	1		

## DAVIS' GAME-BY-GAME RECEIVING STATS

DATE	OPPONENT	REC	YDS	AVG	TD	TD REC
8/31/13	WASHINGTON STATE	0	0	0.00	0	--
9/7/13	ARKANSAS STATE	2	23	11.50	1	18
9/14/13	MISSISSIPPI STATE	6	43	7.17	0	--
9/21/13	at LSU	2	21	10.50	0	--
10/5/13	* OLE MISS	3	11	3.67	0	--
10/12/13	WESTERN CAROLINA	1	7	7.00	0	--
10/19/13	at Texas A&M	1	27	27.00	0	--
10/26/13	FLORIDA ATLANTIC	4	30	7.50	0	--
11/2/13	at Arkansas	0	0	0.00	0	--
11/9/13	at Tennessee	0	0	0.00	0	--
11/16/13	GEORGIA	3	29	9.33	0	--
11/30/13	ALABAMA	0	0	0.00	0	--
12/7/13	vs. Missouri (SEC)	0	0	0.00	0	--
1/6/14	vs. Florida State (BCS)	1	26	26.0	0	--



# Player Bios

DATE	OPPONENT	REC	YDS	AVG	TD	TD Yds
8/30/14	ARKANSAS	0	0	0.0	0	--
9/6/14	SAN JOSÉ STATE	1	7	7.0	0	--
9/18/14	* at Kansas State	1	7	7.0	0	--
9/27/14	LOUISIANA TECH	0	0	0.0	0	--
10/4/14	LSU	1	2	2.0	0	--
10/11/14	at Mississippi State	1	9	9.0	0	--
10/25/14	SOUTH CAROLINA	0	0	0.0	0	--
11/1/14	at Ole Miss	1	17	17.0	1	17
11/8/14	TEXAS A&M	0	0	0.0	0	--
11/15/14	at Georgia	1	4	4.0	0	--
11/22/14	* SAMFORD	1	4	4.0	0	--
11/29/14	at Alabama	4	21	5.3	0	--

## DAVIS' GAME-BY-GAME RETURN STATS

DATE	OPPONENT	PR/YDS	TD	KR/YDS	TD
8/30/14	ARKANSAS	0/0	0	0/0	0
9/6/14	SAN JOSÉ STATE	0/0	0	0/0	0
9/18/14	* at Kansas State	0/0	0	0/0	0
9/27/14	LOUISIANA TECH	2/31	0	0/0	0
10/4/14	LSU	0/0	0	0/0	0
10/11/14	at Mississippi State	0/0	0	0/0	0
10/25/14	SOUTH CAROLINA	0/0	0	0/0	0
11/1/14	at Ole Miss	0/0	0	0/0	0
11/8/14	TEXAS A&M	0/0	0	0/0	0
11/15/14	at Georgia	0/0	0	0/0	0
11/22/14	* SAMFORD	0/0	0	0/0	0
11/29/14	at Alabama	0/0	0	0/0	0



**T.J. DAVIS** #28 DB

6-1 • 196 • So. • 1L  
Tallahassee, Fla. (Godby)  
Pre-Electrical Engineering

**2014:** Played in all 12 games ... six tackles on the season ... first career TFL against Texas A&M ... Also had a pass breakup against the Aggies

**2013:** Redshirt freshman reserve at cornerback ... played in 12 games for the SEC Champions ... solo tackle against Western Carolina

**2012:** Did not see varsity action while redshirting ... SEC First-Year Academic Honor Roll

**HIGH SCHOOL:** Outstanding secondary prospect from Godby High in Tallahassee ... High School Coach: Ronnie Cottrell ... rated the 29th best corner in the country and the 49th-ranked player from the state of Florida by Rivals.com ... ranked 43rd at the cornerback position and 67th in the state of Florida by 247Sports.com ... ranked 14th among corners and 36th from the state of Florida according to ESPN.com ... sixth-ranked cornerback and 78th-ranked overall prospect in the country according to Maxpreps ... 52nd-ranked prospect from the state of Florida according to SuperPrep ... No. 80 on the Orlando Sentinel's Florida Top 100 ... first-team Orlando Sentinel All-Florida as a senior ... four-star prospect according to ESPN ... registered 40 tackles (25 solo), intercepted three passes, returning one for a score, and blocked two punts while also recording two rush attempts for 26 yards and catching one pass for an additional 13 yards as a senior ... intercepted two passes as a junior

**PERSONAL:** Birthday is September 24 ... son of Thurston Davis, Sr. ... Major: Pre-Electrical Engineering

## DAVIS' CAREER DEFENSIVE STATS

YEAR	G/GS	TT	UT	AT	TFL-YDS	OBS-YDS	FF/F/R	PD	I/YDS
2013	12/0	4	3	1	0.0-0	0.0-0	0/0	0	0/0
2014	12/0	6	4	2	0.5-2	0.0-0	0/0	1	0/0
Total	24/0	8	5	3	0.5-2	0.0-0	0/0	0	0/0

## DAVIS' CAREER GAME HIGH STATS

Tackles	.....2 3x (last vs. Samford)	11/22/14
TFL	.....0.5 Texas A&M	11/8/14
PBU	.....1 Texas A&M	11/8/14

## DAVIS' GAME-BY-GAME DEFENSIVE STATS

DATE	OPPONENT	TT	UT	AT	PD	INT-YDS
8/31/13	WASHINGTON STATE					DID NOT PLAY
9/7/13	ARKANSAS STATE	2	1	1	0.0-0	0.0-0
9/14/13	MISSISSIPPI STATE*					DID NOT PLAY
9/21/13	at LSU*	1	1	0	0.0-0	0.0-0
10/5/13	OLE MISS*	0	0	0	0.0-0	0.0-0
10/12/13	WESTERN CAROLINA	1	1	0	0.0-0	0.0-0
10/19/13	at Texas A&M*	0	0	0	0.0-0	0.0-0
10/26/13	FLORIDA ATLANTIC	0	0	0	0.0-0	0.0-0
11/2/13	at Arkansas*	0	0	0	0.0-0	0.0-0
11/9/13	at Tennessee*	0	0	0	0.0-0	0.0-0
11/16/13	GEORGIA*	0	0	0	0.0-0	0.0-0
11/30/13	ALABAMA*	0	0	0	0.0-0	0.0-0
12/7/13	vs. Missouri (SEC)	0	0	0	0.0-0	0.0-0
1/6/14	vs. Florida State (BCS)	0	0	0	0.0-0	0.0-0

DATE	OPPONENT	TT	UT	AT	PD	INT-YDS
8/30/14	ARKANSAS	0	0	0	0	0-0
9/6/14	SAN JOSÉ STATE	0	0	0	0	0-0
9/18/14	at Kansas State	0	0	0	0	0-0
9/27/14	LOUISIANA TECH	1	1	0	0	0-0
10/4/14	LSU	1	0	1	0	0-0
10/11/14	at Mississippi State	0	0	0	0	0-0
10/25/14	SOUTH CAROLINA	0	0	0	0	0-0
11/1/14	at Ole Miss	0	0	0	0	0-0
11/8/14	TEXAS A&M	2	1	1	1	0-0
11/15/14	at Georgia	0	0	0	0	0-0
11/22/14	SAMFORD	2	2	0	0	0-0
11/29/14	at Alabama	0	0	0	0	0-0



**JAYLON DENSON** #89 WR

6-3 • 218 • Jr. • 2L  
Hoover, Ala. (Hoover)  
Public Administration

**2014:** Played in 11 games

**2013:** Steady receiver who was the most consistent performer there during the preseason ... 17-yard catch vs. Arkansas State was a career long ... left the LSU game with a left knee injury that required surgery ... missed the rest of the season for the SEC Champions

**2012:** Receiver praised for his blocking skills ... 12-yard reception in the Arkansas game ... made first career start versus Vanderbilt

**2011:** Played in all 13 games, primarily on special teams ... recorded his first special teams tackle against Ole Miss ... also had one special teams stop in Homecoming win against Samford

**HIGH SCHOOL:** Named the nation's No. 24 wide receiver, the No. 5 player from the state of Alabama and the No. 205 player nationally by Rivals.com ... ranked No. 63 nationally among wide receivers and the No. 13 player in the state of Alabama by Scout.com ... listed as the nation's No. 85 wide receiver by ESPN.com/Scouts Inc. ... named a PrepStar All-American ... listed as the No. 13 recruit from Alabama by SuperPrep ... ranked 10th on the Mobile Press-Register's Elite 18 and No. 116 in the Mobile Press-Register's Super Southeast 120 ... named to the Orlando Sentinel's All-Southern Team as an honorable mention selection from Alabama ... selected to play in the Alabama-Mississippi All-Star game following his senior season ... 2010 Class 6A All-State first team by the Alabama Sports Writers Association ... caught 63 passes for 1,059 yards and 12 TDs as a senior, including eight passes for 124 yards in the 2010 Class 6A state title game

**PERSONAL:** Birthday is August 30 ... son of Tarell Denson ... Major: Public Administration

# Player Bios

## DENSON'S CAREER RECEIVING STATS

YEAR	G/GS	NO	YDS	AVG	TD	LP/OPPONENT
2012	12/2	1	12	12.0	0	12/Arkansas
2013	4/4	3	45	15.0	0	17/Ark St, Miss St
2014	11/0	0	0	0.0	0	---
Totals	39/6	4	57	14.2	0	17/Ark St, Miss St

## DENSON'S CAREER GAME HIGH STATS

Receptions .....	1	4x (last vs. Miss State)	9/14/13
Rec. Yards.....	17	2x (last vs. Miss State)	9/14/13
Rec. Long.....	17	2x (last vs. Miss State)	9/14/13

## DENSON'S GAME-BY-GAME RECEIVING STATS

DATE	OPPONENT	REC	YDS	AVG	TD	TD REC
9/1/12	Clemson	0	0	0.0	0	--
9/8/12	at Mississippi State	0	0	0.0	0	--
9/15/12	ULM	0	0	0.0	0	--
9/22/12	LSU	0	0	0.0	0	--
10/6/12	ARKANSAS	1	12	12.0	0	--
10/13/12	at Ole Miss	0	0	0.0	0	--
10/20/12	* at Vanderbilt	0	0	0.0	0	--
10/27/12	TEXAS A&M	0	0	0.0	0	--
11/3/12	* NEW MEXICO STATE	0	0	0.0	0	--
11/10/12	GEORGIA	0	0	0.0	0	--
11/17/12	ALABAMA A&M	0	0	0.0	0	--
11/24/12	at Alabama	0	0	0.0	0	--

DATE	OPPONENT	REC	YDS	AVG	TD	TD REC
8/31/13	* WASHINGTON STATE	1	11	11.00	0	--
9/7/13	* ARKANSAS STATE	1	17	17.00	0	--
9/14/13	* MISSISSIPPI STATE	1	17	17.00	0	--
9/21/13	* at LSU	0	0	0.00	0	--
10/5/13	OLE MISS			DID NOT PLAY		
10/12/13	WESTERN CAROLINA			DID NOT PLAY		
10/19/13	at Texas A&M			DID NOT PLAY		
10/26/13	FLORIDA ATLANTIC			DID NOT PLAY		
11/2/13	at Arkansas			DID NOT PLAY		
11/9/13	at Tennessee			DID NOT PLAY		
11/16/13	GEORGIA			DID NOT PLAY		
11/30/13	ALABAMA			DID NOT PLAY		
12/7/13	vs. Missouri (SEC)			DID NOT PLAY		
1/6/14	vs. Florida State (BCS)			DID NOT PLAY		

DATE	OPPONENT	REC	YDS	AVG	TD	TD Yds
8/30/14	ARKANSAS			DID NOT PLAY		
9/6/14	SAN JOSE STATE	0	0	0.0	0	--
9/18/14	at Kansas State	0	0	0.0	0	--
9/27/14	LOUISIANA TECH	0	0	0.0	0	--
10/4/14	LSU	0	0	0.0	0	--
10/11/14	at Mississippi State	0	0	0.0	0	--
10/25/14	SOUTH CAROLINA	0	0	0.0	0	--
11/1/14	at Ole Miss	0	0	0.0	0	--
11/8/14	TEXAS A&M	0	0	0.0	0	--
11/15/14	at Georgia	0	0	0.0	0	--
11/22/14	SAMFORD	0	0	0.0	0	--
11/29/14	at Alabama	0	0	0.0	0	--



**JORDAN** #76  
**DIAMOND** OL  
 6-6 • 318 • So. • 1L  
 Chicago, Ill. (Simeon)  
 Pre-Business

**2014:** Saw snaps against both Arkansas and Louisiana Tech before season ending surgery


**2013:** Backup at right offensive guard behind Chad Slade ... saw action in four games, earning his first varsity letter

**2012:** Did not see varsity action while redshirting

**HIGH SCHOOL:** Talented offensive lineman from Chicago's Simeon Acad-

my ... High School Coach: Dante Culbreath ... rated the 28th-best offensive tackle nationally and ranked seventh overall from the state of Illinois by Rivals.com ... ranked eighth at the offensive tackle position nationally, 47th overall nationally and top-ranked player from the state of Illinois on Scout.com ... fifth-ranked offensive tackle, second-ranked player from the state of Illinois and 71st-ranked player nationally according to 247Sports.com ... No. 10 offensive tackle, top-ranked player from the state of Illinois and 94th-ranked player nationally according to ESPN.com ... ranked 68th overall nationally and ninth nationally among offensive tackles by MaxPreps.com ... Sports Illustrated honorable mention All-America ... five-star prospect according to Scout and a four-star player according to ESPN, Rivals and 247Sports.com ... 2012 Parade All-America team selection ... played in the Semper Fidelis All-American Bowl in Phoenix

**PERSONAL:** Birthday is July 15 ... son of Angela Diamond and Derrick Diamond ... Major: Pre-Business



**REESE** #50  
**DISMUKES** OL  
 6-3 • 295 • Sr. • 3L  
 Spanish Fort, Ala. (Spanish Fort)  
 Public Administration

**2014:** Rimington Trophy Winner ... Outland Trophy finalist ... consensus first team All-American ... first team All-SEC ... Rotary Lombardi Award semifinalist ... preseason first team All-America ... has started all of his 49 career games, most among current SEC linemen ... second most starts in Auburn history ... game captain: Arkansas, San José State, Kansas State, Louisiana Tech, LSU, Mississippi State, South Carolina, Ole Miss, Texas A&M, Georgia, Samford, Alabama ... Senior CLASS Award semifinalist ... Phil Steele, CBSSports.com mid-season All-America ... Phil Steele mid-season all-SEC team ... accepted invitation to Reese's Senior Bowl ... represented Auburn at SEC Media Days ... First team preseason All-America (Sporting News, Lindy's, CFB Matrix); second team All-America (Athlon, Phil Steele) ... preseason all-SEC first team (SEC media, Athlon, Phil Steele, Birmingham News, Sporting News, Lindy's, CFB Matrix) ... December 2014 graduate

**2013:** Third-year starter at center ... Rimington Trophy finalist ... Sporting News third team All-American ... first team All-SEC center ... 37 career starts ... 124 knockdowns and graded more than 90% for season ... SEC offensive lineman of the week (Georgia) ... preseason second team all-SEC (SEC coaches, SEC media) ... Phil Steele midseason 3rd team all-SEC... game captain every game ... SEC Academic Honor Roll ... Ken Rice Award as Auburn's best blocking lineman

**2012:** Second-year starting center ... 23 career starts ... missed the Clemson game ... returned to starting lineup at Mississippi State ... injury kept him out of Ole Miss game ... Rimington Trophy watch list ... preseason All-SEC 2nd team (SEC media, Birmingham News)

**2011:** SEC Coaches' All-Freshman Team ... CBS Sports Freshman All-American ... started all 13 games at center ... first true freshman to start at center for Auburn since Ryan Pugh in 2007... one of two Auburn offensive players to start every game and the only to start all 13 at the same position ... part of an offensive line that paved the way Auburn ground game to finish fourth in SEC in rushing ... also helped lead the way for running back Michael Dyer to rush for the second-highest total in the SEC ... started at center in his first collegiate game against Utah State

**HIGH SCHOOL:** Listed as the nation's top center by ESPN.com/Scouts Inc. and the No. 54 player overall on the ESPNU 150 ... rated as the No. 1 center in the nation, the No. 1 recruit from Alabama and the No. 53 player overall nationally by 247Sports ... ranked No. 3 nationally among centers and the No. 5 player in the state of Alabama by Scout.com ... named the nation's No. 4 center, the No. 7 player from the state of Alabama and the No. 236 player nationally by Rivals.com ... named a SuperPrep All-American, and the nation's No. 12 offensive lineman and the No. 3 recruit from Alabama by SuperPrep ... PrepStar All-American ... played in the 2011 Under Armour All-America game ... Parade All-America team ... voted to the Super 12 team and the 2010 5A Lineman of the Year by the Alabama Sports Writers Association ... runner-up in Alabama Mr. Football voting ... Mobile Press-Register's Class 4A-6A Offensive Player of the Year ... ranked second on the Mobile Press-Register's Elite 18 and No. 28 in the Press-Register's Super Southeast 120 ... No. 1 on the Bir-

# Player Bios

mingham News' list of the Alabama Super Seniors ... Orlando Sentinel's All-Southern Team as a first-team selection from Alabama ... led his team to the Class 5A state title as a senior ... as a junior, graded at 92 percent on his blocking with 34 pancake blocks ... became a starter as a sophomore, and did not allow a quarterback sack during his sophomore or junior seasons ... served as a team captain during his junior and senior seasons

**PERSONAL:** Birthday is October 20 ... son of Kim and Ed Dismukes ... Major: Public Administration



**BEN** **#17**  
**DURAND** **QB**  
 6-3 • 210 • Jr. • SQ  
 Tyngsborough, Mass. (Tyngsborough)  
 Finance

**2014:** Did not see action

**2013:** Did not see playing time for the SEC Champions ... SEC Academic Honor Roll

**HIGH SCHOOL:** Coach: Michael Woodlock ... a 12-season athlete at Tyngsborough High ... played four years of football, starting three seasons ... team captain and Coaches' Award recipient as a senior ... played four years of basketball and three years of baseball ... Dual County League all-star in baseball ... also lettered in tennis as a senior ... active in theatre productions

**PERSONAL:** Birthday is December 1 ... son of Kristine and Chris Gollihur and Paul and Coleen Durand ... has three siblings: Zachary, Stella and Spencer ... father Paul played college baseball at UMass-Lowell ... Major: Radio, Television and Film ... member of Delta Chi fraternity ... involved with AU Cappella, Eagle Eye TV and Zeta's Big Man On Campus at Auburn



**KENNY** **#33**  
**FLOWERS** **LB**  
 6-1 • 230 • Jr. • 1L  
 Lilburn, Ga. (Hutchinson CC)  
 Public Administration

**2014:** Saw action in all 12 games, primarily on special teams ... Totaled three tackles in San Jose' State win ... Also added his first career TFL ... A-Day spring game defensive MVP

**2013:** Saw action in 13 games for the SEC Champions ... recorded four tackles on the season

**JUNIOR COLLEGE/HIGH SCHOOL:** Highly sought linebacker from the junior college ranks ... contributed 95 tackles, 6.5 TFL, 4 PBU for Coach Rion Rhoades as a redshirt freshman in 2012 after helping Hutchinson to a 9-3 record and a No. 12 national ranking ... rated No. 2 junior college ILB by 247Sports ... Georgia all-state at Parkview High for Coach Cecil Flowe

**PERSONAL:** Birthday is October 10 ... Major at Auburn: Public Administration ... son of Onethia Flowers and Kenny Flowers Sr. ... father played at Clemson and in the NFL with the Atlanta Falcons

### FLOWERS' CAREER DEFENSIVE STATS

YEAR	G/GS	TT	UT	AT	TFL-YDS	OBS-YDS	FF/FR	PD	I/YDS
2013	13/0	4	1	3	0.0-0	0.0-0	0/0	0	0/0
2014	12/0	4	3	1	1.0-17	0.0-0	1/0	0	0/0
Total	25/0	8	4	4	1.0-17	0.0-0	1/0	0	0/0

### FLOWERS' CAREER GAME HIGH STATS

Tackles.....	3	San José St.	9/6/14
TFL.....	1.0	San José St.	9/6/14
FF.....	1	San José St.	9/6/14

### FLOWERS' GAME-BY-GAME DEFENSIVE STATS

DATE	OPPONENT	TT	UT	AT	TFL-YDS	OBS-YDS
8/31/13	WASHINGTON STATE				DID NOT PLAY	
9/7/13	ARKANSAS STATE	0	0	0	0.0-0	0.0-0
9/14/13	MISSISSIPPI STATE*	0	0	0	0.0-0	0.0-0
9/21/13	at LSU*	0	0	0	0.0-0	0.0-0
10/5/13	OLE MISS*	0	0	0	0.0-0	0.0-0
10/12/13	WESTERN CAROLINA	0	0	0	0.0-0	0.0-0
10/19/13	at Texas A&M*	0	0	0	0.0-0	0.0-0
10/26/13	FLORIDA ATLANTIC	1	0	1	0.0-0	0.0-0
11/2/13	at Arkansas*	0	0	0	0.0-0	0.0-0
11/9/13	at Tennessee*	1	1	0	0.0-0	0.0-0
11/16/13	GEORGIA	0	0	0	0.0-0	0.0-0
11/30/13	ALABAMA*	2	2	0	0.0-0	0.0-0
12/7/13	vs. Missouri (SEC)	0	0	0	0.0-0	0.0-0
1/6/14	vs. Florida State (BCS)	0	0	0	0.0-0	0.0-0

DATE	OPPONENT	TT	UT	AT	TFL-YDS	OBS-YDS
8/30/14	ARKANSAS	0	0	0	0.0-0	0.0-0
9/6/14	SAN JOSÉ STATE	3	3	0	1.0-17	0.0-0
9/18/14	at Kansas State	0	0	0	0.0-0	0.0-0
9/27/14	LOUISIANA TECH	0	0	0	0.0-0	0.0-0
10/4/14	LSU	0	0	0	0.0-0	0.0-0
10/11/14	at Mississippi State	0	0	0	0.0-0	0.0-0
10/25/14	SOUTH CAROLINA	0	0	0	0.0-0	0.0-0
11/1/14	at Ole Miss	0	0	0	0.0-0	0.0-0
11/8/14	TEXAS A&M	0	0	0	0.0-0	0.0-0
11/15/14	at Georgia	0	0	0	0.0-0	0.0-0
11/22/14	SAMFORD	1	0	2	0.0-0	0.0-0
11/29/14	at Alabama	0	0	0	0.0-0	0.0-0



**JOHNATHAN** **#23**  
**FORD** **DB**  
 6-0 • 199 • So. • 1L  
 Big Cove, Ala. (New Hope)  
 Pre-Business

**2014:** Started all 12 games at safety ... team-best 84 tackles ... third on team with three interceptions ... also had 1.5 TFL ... career-high 11 tackles at Ole Miss ... nine tackles against Mississippi State ... nine solo stops in Iron Bowl at Alabama ... Had eight tackles at Kansas State ... seven tackles in win over South Carolina ...

**2013:** Played in all 14 games, earning his first varsity letter ... moved from running back to cornerback during fall camp ... five tackles on the season ... registered a PBU against Florida Atlantic ... also saw action at running back in two games ... rushed two times for 45 yards, including a 38-yard touchdown, against Western Carolina ... also carried four times for 28 yards in win over Florida Atlantic ... SEC First-Year Academic Honor Roll

**HIGH SCHOOL:** Capable in-state contributor at running back from New Hope High ... gained 1,669 yards, 27 touchdowns as a senior for Coach Randall Taylor ... Alabama-Mississippi All-Star Game ... Class 3A first team all-state ... ranked No. 35 by Scout ... Rivals ranks him top running back prospect in Alabama ... PrepStar all-Southeast

**PERSONAL:** Nickname is Rudy ... birthday is November 1 ... Major at Auburn: Pre-Business ... son of Hernandez and Terrie Ford

### FORD'S CAREER DEFENSIVE STATS

YEAR	G/GS	TT	UT	AT	TFL-YDS	OBS-YDS	FF/FR	PD	I/YDS
2013	14/0	5	2	3	0.0-0	0.0-0	0/0	1	0/0
2014	12/12	84	57	27	1.5-7	0.5-3	1/0	4	3/18
Total	26/12	89	59	30	1.5-7	0.5-3	1/0	5	3/18



# Player Bios

## FORD'S CAREER RUSHING STATS

YEAR	G/GS	NO	YDS	AVG	TD	LP/OPPONENT
2013	14/0	6	78	12.2	1	38/Western Carolina

## FORD'S CAREER GAME HIGH STATS

Tackles.....	12	at Ole Miss	11/1/14
Interceptions.....	1	3x (last at Alabama)	11/29/14
Sacks.....	1.0	LSU	10/4/14
TFL.....	1.0	3x (last at Ole Miss)	11/1/14
PBU.....	1	2x (last at Kansas State)	9/18/14
FF.....	1	at Miss. State	10/11/14
Rush Attempts.....	4	Florida Atlantic	10/26/13
Rush Yards.....	45	Western Carolina	10/12/13
Rush Long.....	38	Western Carolina	10/12/13
Rush TDs.....	1	Western Carolina	10/12/13

## FORD'S GAME-BY-GAME RUSHING STATS

DATE	OPPONENT	ATT	YDS	Avg.	TD	TD Runs
8/31/13	WASHINGTON STATE	0	0	0.00	0	--
9/7/13	ARKANSAS STATE	0	0	0.00	0	--
9/14/13	MISSISSIPPI STATE	0	0	0.00	0	--
9/21/13	at LSU	0	0	0.00	0	--
10/5/13	OLE MISS	0	0	0.00	0	--
10/12/13	WESTERN CAROLINA	2	45	22.5	1	38
10/19/13	at Texas A&M	0	0	0.00	0	--
10/26/13	FLORIDA ATLANTIC	4	28	7.00	0	--
11/2/13	at Arkansas	0	0	0.00	0	--
11/9/13	at Tennessee	0	0	0.00	0	--
11/16/13	GEORGIA	0	0	0.00	0	--
11/30/13	ALABAMA	0	0	0.00	0	--
12/7/13	vs. Missouri (SEC)	0	0	0.00	0	--
1/6/14	vs. Florida State (BCS)	0	0	0.00	0	--

## FORD'S GAME-BY-GAME DEFENSIVE STATS

DATE	OPPONENT	TT	UT	AT	PD	INT-YDS
8/30/14	* ARKANSAS	5	2	3	0	0-0
9/6/14	* SAN JOSE STATE	8	6	2	0	1-3
9/18/14	* at Kansas State	8	7	1	1	0-0
9/27/14	* LOUISIANA TECH	5	4	1	0	0-0
10/4/14	* LSU	6	4	2	0	0-0
10/11/14	* at Mississippi State	9	6	3	0	1-1
10/25/14	* SOUTH CAROLINA	7	6	1	0	0-0
11/1/14	* at Ole Miss	11	3	8	0	0-0
11/8/14	* TEXAS A&M	6	4	2	0	0-0
11/15/14	* at Georgia	6	3	3	0	0-0
11/22/14	* SAMFORD	4	3	1	0	0-0
11/29/14	* at Alabama	9	9	0	0	1-14



**KRIS FROST** #17  
**LB**  
 6-2 • 234 • Jr. • 2L  
 Matthews, N.C. (Butler)  
 Pro Flight Management

**2014:** Third on the team with 75 tackles ... includes 50 solo stops ... second on the team with 9.0 tackles for loss ... career-high 14 tackles in win over South Carolina ... 13 tackles against Samford ... first career two sack game at Kansas State, also forced a fumble ... four tackles and two TFLs in win over LSU ... seven tackles (six solo) at Mississippi State ... nine tackles and half a sack at Ole Miss with another forced fumble and a fumble recovery ... six tackles against Georgia ... five stops against Alabama ... 139 career tackles ... Preseason Butkus Award watch list ... Named SEC Player of the Week after Ole Miss win

**2013:** Rotated with Jake Holland at middle linebacker ... 59 tackles for the season ... four tackles against Washington State ... five tackles and a TFL against Arkansas State ... three tackles, TFL against Western Carolina ... starter at Texas A&M, recording six tackles and a TFL ... two tackles, forced fumble, TFL against Florida Atlantic ... three tackles and recovered an Arkansas fumble ... three tackles in Tennessee win ... five tackles against Georgia ... six tackles and forced a Missouri fumble in SEC Championship Game ... seven tackles in the BCS title game vs. Florida State

**2012:** Backup to Daren Bates at will linebacker ... saw first collegiate action vs.

Clemson ... forced an Alabama fumble and had 3 tackles vs. UA

**2011:** Did not play while redshirting for the Chick-fil-A Bowl champions

**HIGH SCHOOL:** High School Coach: Mike Newsome ... named the nation's No. 2 outside linebacker, the No. 3 player from the state of North Carolina and the No. 20 player nationally by Rivals.com ... rated as the No. 7 outside linebacker in the nation, the No. 2 recruit from North Carolina and the No. 84 player overall nationally by 247Sports ... ranked No. 17 nationally among outside linebackers by Scout.com ... Listed as the nation's No. 28 athlete by ESPN.com/Scouts Inc ... PrepStar Dream Team as the No. 27-ranked player in the nation ... ranked as the No. 6 athlete and the No. 93 overall prospect in the MaxPreps Top 100 ... named a SuperPrep All-American, and the nation's No. 4 athlete and the No. 2 recruit from North Carolina by SuperPrep ... Orlando Sentinel All-Southern Team as a first-team selection from North Carolina ... recorded 178 tackles and 22 tackles for loss in two seasons at linebacker ... forced three fumbles, recovered two and picked off two passes as a senior while leading his team to a 16-0 record ... finished junior season with five interceptions, four fumbles recovered and three fumbles caused

**PERSONAL:** Birthday is October 19 ... son of William and Miriam Frost ... Major: Professional Flight Management

## FROST'S CAREER DEFENSIVE STATS

YEAR	G/GS	TT	UT	AT	TFL-YDS	OBS-YDS	FF/FR	PD	I/YDS
2012	10/0	5	3	2	0.0-0	0.0-0	1/0	0	0/0
2013	14/1	59	33	26	6.0-10	0.0-0	2/1	1	0/0
2014	12/11	75	50	25	9.0-29	2.5-16	3/1	4	1/6
Totals	35/12	139	86	53	15.0-39	2.5-16	6/2	5	1/6

## FROST'S CAREER GAME HIGH STATS

Tackles.....	14	South Carolina	10/25/14
Sacks.....	2.0	at Kansas State	9/18/14
TFL.....	2.0	2x (last vs. LSU)	10/4/14
Interceptions.....	1	Samford	11/22/14
FF.....	1	4x (last at Ole Miss)	11/1/14
FR.....	1	2x (last at Ole Miss)	11/1/14
PBU.....	1	3x (last vs. S. Carolina)	10/25/14

## FROST'S GAME-BY-GAME DEFENSIVE STATS

DATE	OPPONENT	TT	UT	AT	PD	INT-YDS
9/1/12	Clemson	0	0	0	0	0-0
9/8/12	at Mississippi State	0	0	0	0	0-0
9/15/12	ULM	0	0	0	0	0-0
9/22/12	LSU	0	0	0	0	0-0
10/6/12	ARKANSAS	0	0	0	0	0-0
10/13/12	at Ole Miss					DID NOT PLAY
10/20/12	at Vanderbilt	0	0	0	0	0-0
10/27/12	TEXAS A&M	0	0	0	0	0-0
11/3/12	NEW MEXICO STATE	1	1	0	0	0-0
11/10/12	GEORGIA					DID NOT PLAY
11/17/12	ALABAMA A&M	1	1	0	0	0-0
11/24/12	at Alabama	3	1	2	0	0-0

DATE	OPPONENT	TT	UT	AT	PD	OBS-YDS
8/31/13	WASHINGTON STATE	4	3	1	0	0-0
9/7/13	ARKANSAS STATE	5	4	1	0	0-0
9/14/13	MISSISSIPPI STATE*	1	1	0	0	0-0
9/21/13	at LSU*	6	1	5	0	0-0
10/5/13	OLE MISS*	1	0	1	1	0-0
10/12/13	WESTERN CAROLINA	3	2	1	0	0-0
10/19/13	* at Texas A&M*	6	4	2	0	0-0
10/26/13	FLORIDA ATLANTIC	3	3	0	0	0-0
11/2/13	at Arkansas*	3	0	3	0	0-0
11/9/13	at Tennessee*	3	2	1	0	0-0
11/16/13	GEORGIA*	5	3	2	0	0-0
11/30/13	ALABAMA*	6	2	4	0	0-0
12/7/13	vs. Missouri (SEC)	6	3	3	0	0-0
1/6/14	vs. Florida State (BCS)	7	5	2	0	0-0

DATE	OPPONENT	TT	UT	AT	TFL-YDS	OBS-YDS
8/30/14	* ARKANSAS	0	0	0	0.0-0	0.0-0
9/6/14	* SAN JOSE STATE	6	5	1	0.0-0	0.0-0
9/18/14	* at Kansas State	6	5	1	2.0-12	2.0-12
9/27/14	* LOUISIANA TECH	0	0	0	0.0-0	0.0-0
10/4/14	LSU	4	2	2	2.0-3	0.0-0
10/11/14	* at Mississippi State	7	6	1	0.0-0	0.0-0
10/25/14	* SOUTH CAROLINA	14	11	3	1.5-2	0.0-0
11/1/14	* at Ole Miss	9	7	2	0.5-4	0.5-4
11/8/14	* TEXAS A&M	5	1	4	0.5-2	0.0-0
11/15/14	* at Georgia	6	1	5	0.0-0	0.0-0
11/22/14	* SAMFORD	13	8	5	1.5-3	0.0-0
11/29/14	* at Alabama	5	4	1	1.0-3	0.0-0

# Player Bios



**BRANDON** #11  
**FULSE** TE  
 6-4 • 258 • Sr. • 3L  
 Fort Meade, Fla. (Fort Meade)  
 Public Administration

**2014:** Played in all 12 games with seven starts ... starter at H-back vs. Arkansas, San José State, Louisiana Tech, Mississippi State, South Carolina, Ole Miss and Alabama ... first career touchdown on a 3-yard reception from Nick Marshall vs. South Carolina ... also had a 24-yard catch vs. Gamecocks

**2013:** Veteran tight end ... a starter on four special teams units ... caught a two-point conversion pass from Ryan White against Mississippi State ... 5-yard reception against Ole Miss

**2012:** Early-season backup to Philip Lutzenkirchen at tight end ... nine career starts ... eight-yard reception versus Georgia

**2011:** Played in 13 games with two starts ... two catches for 12 yards ... also returned two kickoffs for nine yards ... made his first career start against Florida Atlantic ... finished FAU game with two catches for 12 yards ... started for the second straight week at South Carolina ... saw snaps in the last eight games of the season in various packages and on special teams

**HIGH SCHOOL:** Listed as the nation's No. 5 tight end by ESPN.com/Scouts Inc. and the No. 94 player overall on the ESPNU 150 ... rated as the No. 8 tight end in the nation, the No. 28 recruit from Florida and the No. 150 player overall nationally by 247Sports ... named the nation's No. 10 tight end, the No. 30 player from the state of Florida and the No. 162 player in the nation overall by Rivals.com ... rated seventh nationally among tight ends by MaxPreps ... ranked No. 13 nationally among tight ends by Scout.com ... PrepStar All-America ... rated as the No. 63 recruit from Florida by SuperPrep ... 2011 Under Armour All-America game ... ranked No. 65 in the Mobile Press-Register's Super Southeast 120 ... had 43 catches for 730 yards and 10 touchdowns as a senior while recording eight sacks on defense ... as a junior, had 20 catches for 265 yards and two scores while collecting 70 tackles, 18 tackles for loss and 10 sacks

**PERSONAL:** Birthday is August 5 ... son of Chad Fulse and Dyeanna Clark ... Major: Public Administration

## FULSE'S CAREER RECEIVING STATS

YEAR	G/GS	NO	YDS	AVG	TD	LP/OPPONENT
2011	13/2	2	12	6.0	0	13/Fla Atlantic
2012	12/7	1	8	8.0	0	8/Georgia
2013	11/5	1	5	5.0	0	5/Ole Miss
2014	12/7	2	27	13.5	1	24/South Carolina
Totals	47/21	6	52	8.7	0	13/Fla Atlantic

## FULSE'S CAREER GAME HIGH STATS

Receptions	2x (last vs. S. Carolina)	10/25/14
Rec. Yards	27 South Carolina	10/25/14
Rec. TD	1 South Carolina	10/25/14
Rec. Long	24 South Carolina	10/25/14

## FULSE'S GAME-BY-GAME RECEIVING STATS

DATE	OPPONENT	REC	YDS	AVG	TD	TD REC
9/3/11	UTAH STATE	0	0	0.0	0	--
9/10/11	MISSISSIPPI STATE	0	0	0.0	0	--
9/17/11	at Clemson	0	0	0.0	0	--
9/24/11	* Florida Atlantic	2	12	6.0	0	--
10/1/11	* at South Carolina	0	0	0.0	0	--
10/8/11	at Arkansas	0	0	0.0	0	--
10/15/11	FLORIDA	0	0	0.0	0	--
10/22/11	at LSU	0	0	0.0	0	--
10/29/11	OLE MISS	0	0	0.0	0	--
11/12/11	at Georgia	0	0	0.0	0	--
11/19/11	SAMFORD	0	0	0.0	0	--
11/26/11	ALABAMA	0	0	0.0	0	--
12/31/11	Virginia (Chick-fil-A)	0	0	0.0	0	--

DATE	OPPONENT	REC	YDS	AVG	TD	TD REC
9/1/12	* Clemson	0	0	0.0	0	--
9/8/12	* at Mississippi State	0	0	0.0	0	--
9/15/12	ULM	0	0	0.0	0	--
9/22/12	* LSU	0	0	0.0	0	--
10/6/12	ARKANSAS	0	0	0.0	0	--
10/13/12	at Ole Miss	0	0	0.0	0	--
10/20/12	* at Vanderbilt	0	0	0.0	0	--
10/27/12	* TEXAS A&M	0	0	0.0	0	--
11/3/12	* NEW MEXICO STATE	0	0	0.0	0	--
11/10/12	* GEORGIA	1	8	8.0	0	--
11/17/12	ALABAMA A&M	0	0	0.0	0	--
11/24/12	at Alabama	0	0	0.0	0	--

DATE	OPPONENT	REC	YDS	AVG	TD	TD REC
8/31/13	WASHINGTON STATE	0	0	0.0	0	--
9/7/13	ARKANSAS STATE	0	0	0.0	0	--
9/14/13	MISSISSIPPI STATE	0	0	0.0	0	--
9/21/13	at LSU	0	0	0.0	0	--
10/5/13	OLE MISS	1	5	5.0	0	--
10/12/13	WESTERN CAROLINA			DID NOT PLAY		
10/19/13	at Texas A&M	0	0	0.0	0	--
10/26/13	FLORIDA ATLANTIC			DID NOT PLAY		
11/2/13	at Arkansas			DID NOT PLAY		
11/9/13	at Tennessee	0	0	0.0	0	--
11/16/13	GEORGIA	0	0	0.0	0	--
11/30/13	ALABAMA	0	0	0.0	0	--
12/7/13	vs. Missouri (SEC)	0	0	0.0	0	--
1/6/14	vs. Florida State (BCS)	0	0	0.0	0	--

DATE	OPPONENT	REC	YDS	AVG	TD	TD Yds
8/30/14	* ARKANSAS	0	0	0.0	0	--
9/6/14	* SAN JOSÉ STATE	0	0	0.0	0	--
9/18/14	at Kansas State	0	0	0.0	0	--
9/27/14	* LOUISIANA TECH	0	0	0.0	0	--
10/4/14	LSU	0	0	0.0	0	--
10/11/14	* at Mississippi State	0	0	0.0	0	--
10/25/14	* SOUTH CAROLINA	2	27	13.5	1	3
11/1/14	* at Ole Miss	0	0	0.0	0	--
11/8/14	TEXAS A&M	0	0	0.0	0	--
11/15/14	at Georgia	0	0	0.0	0	--
11/22/14	SAMFORD	0	0	0.0	0	--
11/29/14	at Alabama	0	0	0.0	0	--



**JARROD** #91  
**FUQUA** K/P  
 6-3 • 173 • Fr. • HS  
 Williamson, Ga. (Pike County)  
 Pre-Physical Therapy

**2014:** Redshirted

**HIGH SCHOOL:** Kicker and punter at Pike County High ... High School Coach: Brad Webber ... competed at several of the Kohl's Kicking Invitationals ... also a soccer letterman ... recognized as a scholar-athlete

**PERSONAL:** Birthday is March 12 ... son of Greg and Lisa Fuqua ... has a sister, Katie, and a brother, Jacob ... Major at Auburn: Pre-Physical Therapy

# Player Bios



**JUSTIN** #26  
**GARRETT** LB  
 6-1 • 224 • Jr. • 2L  
 Stone Mountain, Ga. (Tucker)  
 Interdisciplinary Studies

**2014:** Played in 12 games ... made first start since 2011 in opener vs. Arkansas ... Totaled 15 tackles for the season ... Season-high four tackles against the Razorbacks ... TFL against Louisiana Tech ... four tackles at Mississippi State ... solo tackle vs. South Carolina ... two tackles vs. Texas A&M ... solo tackle vs. Samford ... December 2014 graduate

**2013:** Missed much of the season due to injury ... returned to linebacker after playing star safety during the spring and preseason ... missed the first two games with a left foot sprain suffered during preseason camp ... two tackles, TFL vs. Mississippi State ... suffered a broken foot prior to Ole Miss game ... Defensive MVP of A-Day, where he returned a fumble for a touchdown on the first series of play

**2012:** Linebacker who was a reserve at sam ... one career start ... pair of tackles vs. Clemson ... recorded two stops vs. LSU ... forced an Arkansas fumble ... also had four tackles and a TFL against the Hogs ... two solo stops against Alabama A&M

**2011:** Saw action in nine games with one start ... nine tackles on season, with one TFL (-1) ... had one tackle in the opener with Utah State ... saw playing time against Mississippi State ... recorded one tackle at Clemson ... missed five games due to injury ... returned to action against Ole Miss ... had one tackle against the Rebels ... made first career start against Samford, finishing with five tackles, one TFL (-1)

**HIGH SCHOOL:** Ranked No. 12 nationally among outside linebackers by Scout.com ... listed as the nation's No. 84 outside linebacker by ESPN.com/Scouts Inc. ... named the nation's No. 65 player from the state of Georgia by Rivals.com ... rated as the No. 56 recruit from Georgia by SuperPrep ... named to the All-Southeast Region team by PrepStar ... ranked No. 46 on the Atlanta Journal Constitution's Fab 50 ... selected to play in the Offense-Defense Bowl in Myrtle Beach, S.C., following his senior season ... named to the all-DeKalb County team as a senior after collecting 70 tackles including four sacks and forcing two fumbles

**PERSONAL:** Birthday is July 19 ... son of Carl and Debbie Garrett ... Major: Interdisciplinary Studies

## GARRETT'S CAREER DEFENSIVE STATS

YEAR	G/GS	TT	UT	AT	TFL-YDS	OBS-YDS	FF/FR	PD	IYDS
2011	9/1	9	6	3	1.0-1	0.0-0	0/0	0	0/0
2012	6/0	12	6	6	0.5-0	0.0-0	1/0	0	0/0
2013	2/0	4	2	2	1.0-2	0.0-0	0/0	0	0/0
2014	12/1	15	12	3	0.5-1	0.0-0	0/0	1	0/0
Totals	28/2	40	26	14	3.0-4	0.0-0	1/0	1	0/0

## GARRETT'S CAREER GAME HIGH STATS

Tackles.....	5 Samford	11/19/11
TFL.....	1.0 2x (last vs. Miss. State)	9/14/13
PBU.....	1 Arkansas	8/30/14

## GARRETT'S GAME-BY-GAME DEFENSIVE STATS

DATE	OPPONENT	TT	UT	AT	TFL-YDS	OBS-YDS
9/3/11	UTAH STATE	1	1	0	0.0-0	0.0-0
9/10/11	MISSISSIPPI STATE	0	0	0	0.0-0	0.0-0
9/17/11	at Clemson	1	1	0	0.0-0	0.0-0
9/24/11	FLORIDA ATLANTIC				DID NOT PLAY	
10/1/11	at South Carolina				DID NOT PLAY	
10/8/11	at Arkansas				DID NOT PLAY	
10/15/11	FLORIDA				DID NOT PLAY	
10/22/11	at LSU				DID NOT PLAY	
10/29/11	OLE MISS	1	1	0	0.0-0	0.0-0
11/12/11	at Georgia	1	0	1	0.0-0	0.0-0
11/19/11	* SAMFORD	5	3	2	1.0-1	0.0-0
11/26/11	ALABAMA	0	0	0	0.0-0	0.0-0
12/31/11	Virginia (Chick-fil-A)	0	0	0	0.0-0	0.0-0

DATE	OPPONENT	TT	UT	AT	TFL-YDS	OBS-YDS
9/1/12	Clemson	2	0	2	0.0-0	0.0-0
9/8/12	at Mississippi State	1	0	1	0.0-0	0.0-0
9/15/12	ULM	1	0	1	0.0-0	0.0-0
9/22/12	LSU	2	1	1	0.0-0	0.0-0
10/6/12	ARKANSAS	4	3	1	0.5-0	0.0-0
10/13/12	at Ole Miss				DID NOT PLAY	
10/20/12	at Vanderbilt				DID NOT PLAY	
10/27/12	TEXAS A&M				DID NOT PLAY	
11/3/12	NEW MEXICO STATE				DID NOT PLAY	
11/10/12	GEORGIA				DID NOT PLAY	
11/17/12	ALABAMA A&M	2	2	0	0.0-0	0.0-0
11/24/12	at Alabama				DID NOT PLAY	

DATE	OPPONENT	TT	UT	AT	TFL-YDS	OBS-YDS
8/31/13	WASHINGTON STATE				DID NOT PLAY	
9/7/13	ARKANSAS STATE				DID NOT PLAY	
9/14/13	MISSISSIPPI STATE*	2	2	0	1.0-2	0.0-0
9/21/13	at LSU*	2	0	2	0.0-0	0.0-0
10/5/13	OLE MISS*				DID NOT PLAY	
10/12/13	WESTERN CAROLINA				DID NOT PLAY	
10/19/13	at Texas A&M*				DID NOT PLAY	
10/26/13	FLORIDA ATLANTIC				DID NOT PLAY	
11/2/13	at Arkansas*				DID NOT PLAY	
11/9/13	at Tennessee*				DID NOT PLAY	
11/16/13	GEORGIA*				DID NOT PLAY	
11/30/13	ALABAMA*				DID NOT PLAY	
12/7/13	vs. Missouri (SEC)				DID NOT PLAY	
1/6/14	vs. Florida State (BCS)				DID NOT PLAY	

DATE	OPPONENT	TT	UT	AT	PD	INT-YDS
8/30/14	* ARKANSAS	4	4	0	1	0-0
9/6/14	SAN JOSE STATE	0	0	0	0	0-0
9/18/14	at Kansas State	1	1	0	0	0-0
9/27/14	LOUISIANA TECH	2	1	1	0	0-0
10/4/14	LSU	0	0	0	0	0-0
10/11/14	at Mississippi State	4	2	2	0	0-0
10/25/14	SOUTH CAROLINA	1	1	0	0	0-0
11/1/14	at Ole Miss	0	0	0	0	0-0
11/8/14	TEXAS A&M	2	2	0	0	0-0
11/15/14	at Georgia	0	0	0	0	0-0
11/22/14	SAMFORD	1	1	0	0	0-0
11/29/14	at Alabama	0	0	0	0	0-0



**AARON** #96  
**GARRISON** DL  
 6-2 • 260 • RFr. • RS  
 Ozark, Ala. (Carroll)  
 Mechanical Engineering

**2014:** Played in five games ... saw first action of his career against San Jose State  
**2013:** Did not see varsity action while redshirting for the SEC Champions ... SEC First-Year Academic Honor Roll

**HIGH SCHOOL:** Lineman who played for Coach Ken Valrie at Carroll High ... also lettered in basketball and track and field ... Leadership Award ... member of National Honor Society and math honorary

**PERSONAL:** Major at Auburn: Mechanical Engineering ... birthday is January 10 ... son of Doug and Cindy Garrison



# Player Bios



**AUSTIN** #73  
**GOLSON** OL  
 6-5 • 300 • So. • TR  
 Prattville, Ala. (Ole Miss)  
 Business

**2014:** Redshirted due to NCAA transfer rules

**2013 (at Ole Miss):** Played in 12 games as a true freshman on the offensive line, mostly at guard ... offense produced the most total yards in school history (6,153) ... helped four different players post 100-yard rushing performances ... earned first letter ... made his Rebel debut at Vanderbilt playing extensively at right guard ... SEC all-academic

**HIGH SCHOOL:** U.S. Army and SuperPrep All-America selection ... rated the 52nd-best prospect in the nation and No. 3 offensive tackle by ESPN.com ... ranked No. 118 overall and the eighth-best OT by Rivals.com ... ranked the No. 4 recruit in Alabama by ESPN.com and No. 8 by Rivals.com and 247Sports.com ... rated No. 10 on AL.com's A-List of top senior football players in Alabama ... Alabama-Mississippi All-Star Game ... twice nominated for AHSAA Class 6A Lineman of the Year award ... three-time Class 6A All-State first teamer by the Alabama Sports Writers Association ... helped Prattville claim the Class 6A state title his junior season, paving the way for an offense that racked up 3,458 rushing yards and 50 touchdowns ... High School Coaches: Chad Anderson and Jamey Dubose

**PERSONAL:** Major at Auburn: Business ... son of Pat and Deborah Trotter ... birthday is July 9



**COREY** #20  
**GRANT** RB  
 5-11 • 205 • Sr. • 2L  
 Opelika, Ala. (Alabama)  
 Physical Education

**2014:** Played in all 12 games with starts against Texas A&M and Samford ... 1,010 career rushing yards, the 41st 1,000-yard career rusher in Auburn history ... gained 87 yards on 10 carries vs. Arkansas, with a 3-yard TD ... 89 yards on 10 carries in the San José State win, along with a 6-yard reception ... 27 yards at Kansas State ... pair of kick returns gained 50 yards vs. Louisiana Tech ... 12-yard TD run vs. LSU ... rushed four times for 34 yards and a touchdown against Alabama ... Also returned three kicks for 70 yards and had three receptions for 14 yards ... finished with 118 all-purpose yards in the Iron Bowl ... 11 career touchdowns ... preseason all-SEC third team (SEC media)

**2013:** One prong of Auburn's triple-threat tailback attack ... 647 yards for season, averaging 9.8 yards per carry ... 146 yards rushing, including a 75-yard TD run, against Washington State, his first 100-yard game ... first career start came against Arkansas State ... scored on a 17-yard run against ASU ... 51-yard TD against Western Carolina; rushed for 83 yards on just five carries ... 45 yards on five carries at Texas A&M ... 43-yard TD run against Florida Atlantic ... caught first two career passes at Arkansas ... 90-yard kickoff return for touchdown on opening play of second half at Tennessee; also rushed for 48 yards ... 53 yards rushing with 21-yard TD against Georgia ... 28 yards rushing in win over Alabama ... 65 yards rushing, 2-yard TD in SEC Championship Game vs. Missouri

**2012:** Saw limited action for the Tigers

**2011:** Sat out to satisfy NCAA transfer rules

**2010:** Redshirted at Alabama

**HIGH SCHOOL:** High School Coach: Brian Blackmon ... attended Opelika High School in Opelika, Ala. ... ranked a four-star prospect by Rivals.com and Scout.com ... Ranked as the nation's No. 5 all-purpose running back by Rivals.com and a member of the Rivals250 ... listed as the No. 23 running back prospect nationally

by both ESPN and Scout.com ... No. 7 on The Mobile Press-Register's Elite 18 in Alabama ... also rated No. 71 in the Press-Register's Super Southeast 120 ... No. 11 player in the Birmingham News Super Senior postseason rankings ... SuperPrep magazine All-American, state's No. 6 player and the country's No. 14 running back ... PrepStar All-American ... played in the 2010 Alabama/Mississippi All-Star Game ... two-time defending Alabama 6A State 100-meter champion and also won the 2009 200 meters ... rushed for 812 yards and 11 touchdowns while splitting time at running back and wide receiver and catching 16 passes for 235 yards and two more scores ... 2009 Class 6A honorable mention ASWA All-State selection ... rushed for 724 yards and 14 touchdowns as a junior in 2008 while averaging 8.2 yards per carry ... also averaged 28.4 yards per punt return with two scores

**PERSONAL:** Birthday is December 19 ... son of Deborah and Ike Grant ... Major: Physical Activity and Health Education with a minor in Sports Coaching

## GRANT'S CAREER RUSHING STATS

YEAR	G/GS	NO	YDS	AVG	TD	LP/OPPONENT
2012	7/0	9	29	3.2	0	7/Alabama A&M
2013	14/2	66	647	9.8	6	75/Wash St
2014	12/2	55	334	6.1	3	24/Arkansas
Totals	32/4	130	1010	7.8	9	75/Wash St

## GRANT'S CAREER KICK RETURN STATS

YEAR	G/GS	NO	YDS	AVG	TD	LP/OPPONENT
2013	14/2	5	160	32.0	1	90/Tennessee
2014	12/3	15	350	23.3	0	32/Arkansas
Total	32/4	16	408	25.5	1	90/Tennessee

## GRANT'S CAREER GAME HIGH STATS

Rush Attempts ...	10	Arkansas	8/30/14
Rush Yards .....	146	Washington State	8/31/13
Rush TDs .....	1	9x (last at Alabama)	11/29/14
Rush Long .....	75	Washington State	8/31/13
Receptions .....	3	at Alabama	11/29/14
Rec. Yards .....	28	South Carolina	10/25/14
Rec. TDs .....	1	Samford	11/22/14
Rec. Long .....	28	South Carolina	10/25/14
Kick Ret .....	2	2x (last vs. LA Tech)	9/27/14
Kick Ret Yds .....	90	at Tennessee	11/9/13
Kick Ret TDs .....	1	at Tennessee	11/9/13
Kick Ret Long .....	90	at Tennessee	11/9/13
AP Yards .....	146	Washington State	8/31/13
100-Yd Games .....	1	last: Washington State	8/31/13
Career TDs .....	11	9 rush, 1 KR, 1 rec.	

## GRANT'S GAME-BY-GAME RUSHING STATS

DATE	OPPONENT	ATT	YDS	Avg.	TD	TD Runs
9/11/12	Clemson				DID NOT PLAY	
9/8/12	at Mississippi State				DID NOT PLAY	
9/15/12	ULM	0	0	0.0	0	--
9/22/12	LSU				DID NOT PLAY	
10/6/12	ARKANSAS				DID NOT PLAY	
10/13/12	at Ole Miss				DID NOT PLAY	
10/20/12	at Vanderbilt	0	0	0.0	0	--
10/27/12	TEXAS A&M	0	0	0.0	0	--
11/3/12	NEW MEXICO STATE	4	8	2.0	0	--
11/10/12	GEORGIA	0	0	0.0	0	--
11/17/12	ALABAMA A&M	5	21	4.2	0	--
11/24/12	at Alabama	0	0	0.0	0	--

DATE	OPPONENT	ATT	YDS	Avg.	TD	TD Runs
8/31/13	WASHINGTON STATE	9	146	16.22	1	8
9/7/13	* ARKANSAS STATE	7	40	5.71	1	17
9/14/13	MISSISSIPPI STATE	8	44	5.50	0	--
9/21/13	at LSU	2	9	4.50	0	--
10/5/13	OLE MISS	2	9	4.50	0	--
10/12/13	WESTERN CAROLINA	5	83	16.60	1	51
10/19/13	at Texas A&M	5	45	9.00	0	--
10/26/13	FLORIDA ATLANTIC	7	75	10.71	1	43
11/2/13	at Arkansas	1	5	5.00	0	--
11/9/13	at Tennessee	4	48	12.00	0	--
11/16/13	GEORGIA	6	53	8.83	1	21
11/30/13	* ALABAMA	4	28	7.00	0	--
12/7/13	vs. Missouri (SEC)	5	65	13.00	1	2
1/6/14	vs. Florida State (BCS)	1	-3	-3.00	0	--

# Player Bios

DATE	OPPONENT	ATT	YDS	AVG	TD	TD Yds
8/30/14	ARKANSAS	10	87	8.7	1	3
9/6/14	SAN JOSÉ STATE	10	89	8.9	0	--
9/18/14	at Kansas State	6	27	4.5	0	--
9/27/14	LOUISIANA TECH	8	13	1.6	0	--
10/4/14	LSU	4	29	7.3	1	12
10/11/14	at Mississippi State	2	9	4.5	0	--
10/25/14	SOUTH CAROLINA	1	3	3.0	0	--
11/1/14	at Ole Miss	4	26	6.5	0	--
11/8/14	TEXAS A&M	1	2	2.0	0	--
11/15/14	at Georgia	2	11	6.5	0	--
11/22/14	* SAMFORD	3	4	1.3	0	--
11/29/14	at Alabama					

## GRANT'S GAME-BY-GAME KICK RETURN STATS

DATE	OPPONENT	NO	YDS	AVG	TD	TD RET
8/31/13	WASHINGTON STATE	3	141	47.00	1	100
8/31/13	WASHINGTON STATE	0	0	0.00	0	--
9/7/13	ARKANSAS STATE	0	0	0.00	0	--
9/14/13	MISSISSIPPI STATE	0	0	0.00	0	--
9/21/13	at LSU	0	0	0.00	0	--
10/5/13	OLE MISS	0	0	0.00	0	--
10/12/13	WESTERN CAROLINA	0	0	0.00	0	--
10/19/13	at Texas A&M	1	17	17.00	0	--
10/26/13	FLORIDA ATLANTIC	0	0	0.00	0	--
11/2/13	at Arkansas	0	0	0.00	0	--
11/9/13	at Tennessee	1	90	90.00	1	90
11/16/13	GEORGIA	2	32	16.00	0	--
11/30/13	ALABAMA	0	0	0.00	0	--
12/7/13	vs. Missouri (SEC)	1	21	21.00	0	--
1/6/14	vs. Florida State (BCS)	0	0	0.00	0	--

DATE	OPPONENT	NO	YDS	AVG	TD	TD RET
8/30/14	ARKANSAS	1	32	32.0	0	--
9/6/14	SAN JOSÉ STATE	0	0	0.0	0	--
9/18/14	at Kansas State	0	0	0.0	0	--
9/27/14	LOUISIANA TECH	2	52	26.0	0	--
10/4/14	LSU	1	27	27.0	0	--
10/11/14	at Mississippi State	1	19	19.0	0	--
10/25/14	SOUTH CAROLINA	1	12	12.0	0	--
11/1/14	at Ole Miss	3	62	20.7	0	--
11/8/14	TEXAS A&M	0	0	0.0	0	--
11/15/14	at Georgia	2	44	22.0	0	--
11/22/14	* SAMFORD	1	32	32.0	0	--
11/29/14	at Alabama					



**GREG HALL** #60  
DL

6-3 • 235 • So. • TR  
Athens, Ga. (Appalachian State)  
Communication

**2014:** Did not see action due to NCAA Transfer rules

**HIGH SCHOOL:** Two-time first-team all-state honoree at North Oconee ... led one of Georgia's top defenses in 2011 with a school-record 18 sacks ... finished with 63 total tackles and four pass break-ups as a senior, gaining all-area and all-region recognition ... twice first team all-state ... main cog in a defense that surrendered just 8.5 points per game and posted five shutouts in 2011 ... led the Titans to an undefeated regular season and 11-1 final record as a senior ... High School Coach: Terry Tuley ... also lettered in basketball and track ... ESP volunteer

**PERSONAL:** Birthday is June 22 ... son of Kir Enoch and Gregory Hall Sr. ... has three siblings: Asim-Malik, Priscilla and Carrie ... his uncle William Witherspoon played at Georgia and 12 seasons in the NFL ... Major: Communication



**KHARI HARDING** #22  
DB

6-0 • 224 • So. • 1L  
Edmond, Okla. (Santa Fe)  
Pre-Business

**2014:** Played in three games ... recorded tackles against San Jose State, Louisiana Tech and Samford

**2013:** Saw action against Western Carolina and Alabama for the SEC Champions ... had one tackle against WCU

**HIGH SCHOOL:** Physical hard-hitter at safety ... 109 tackles, three interceptions as a senior for Coach Lance Manning's district champions ... member of silver medalist Team USA in 2012 IFAF U-19 world championships ... No. 3 player in Oklahoma, No. 31 DB by 247Sports ... No. 43 by Scout ... PrepStar all-Midwest ... MaxPreps all-Oklahoma ... Oklahoman all-state, all-district, all-Edmond

**PERSONAL:** Birthday is December 5 ... Major at Auburn: Pre-Business ... son of Corie Harding

## HARDING'S CAREER DEFENSIVE STATS

YEAR	G/GS	TT	UT	AT	TFL-YDS	QBS-YDS	FF/FR	PD	I/YDS
2013	3/0	1	1	0	0.0-0	0.0-0	0/0	0	0/0
2014	3/0	3	1	2	0.0-0	0.0-0	0/0	0	0/0
Total	6/0	4	2	2	0.0-0	0.0-0	0/0	0	0/0

## HARDING'S CAREER GAME HIGH STATS

Tackles.....1 4x (last vs. Samford) 11/22/14

## HARDING'S GAME-BY-GAME DEFENSIVE STATS

DATE	OPPONENT	TT	UT	AT	PD	INT-YDS
8/30/14	ARKANSAS					DID NOT PLAY
9/6/14	SAN JOSÉ STATE	1	0	1	0	0-0
9/18/14	at Kansas State					DID NOT PLAY
9/27/14	LOUISIANA TECH	1	0	1	0	0-0
10/4/14	LSU					DID NOT PLAY
10/11/14	at Mississippi State					DID NOT PLAY
10/25/14	SOUTH CAROLINA					DID NOT PLAY
11/1/14	at Ole Miss					DID NOT PLAY
11/8/14	TEXAS A&M					DID NOT PLAY
11/15/14	at Georgia					DID NOT PLAY
11/22/14	SAMFORD	1	1	0	0	0-0
11/29/14	at Alabama					DID NOT PLAY



**KEYMIYA HARRELL** #45  
DL

6-4 • 262 • Jr. • 1L  
Selma, Ala. (Dallas County)  
Public Administration

**2014:** Missed season due to injury ... December 2014 graduate

**2013:** Saw snaps at defensive end against Florida Atlantic for the SEC Champions

**2012:** Saw limited action for the Tigers

**2011:** Did not play while redshirting for the Chick-fil-A Bowl champions

**HIGH SCHOOL:** Rated the No. 27 weakside defensive end in the nation and the No. 14 overall prospect in Alabama by Rivals.com ... ranked No. 39 defensive end in the nation by ESPN.com/Scouts, Inc. ... ranked No. 62 nationally among defensive ends and the No. 26 player in the state of Alabama by Scout.com ... listed as the No. 18 recruit from Alabama by SuperPrep ... named to the All-Southeast Region team by PrepStar ... ranked No. 14 on the Mobile Press-Register's Elite 18 ... ranked No. 22 on the Birmingham News' list of the Alabama Super Seniors ... led team in tackles

# Player Bios

in 2010 with 57 ... also had four sacks for -28 yards in 2010 with one blocked punt and two fumble recoveries ... recorded 75 tackles, nine sacks and five blocked punts in 2009 ... also a punter and played tight end as freshman ... also played center on Dallas County basketball team ranked No. 4 in the state

**PERSONAL:** Birthday is February 25 ... son of Chris Harrell and Lorene Harrell ... has seven siblings, four brothers and three sisters ... Major: Public Administration

## HARRELL'S CAREER GAME HIGH STATS

Tackles.....	2	New Mexico St.	11/3/12
TFL.....	1.0	New Mexico St.	11/3/12
Sacks.....	1.0	New Mexico St.	11/3/12



**FORREST** #48

**HILL** LS

6-1 • 248 • Sr. • 2L

Jonesboro, Ga. (Morrow)

Public Administration

**2014:** Snapped for Auburn in 11 of 12 games ... Three-year veteran at long snapper ... handled all snaps ... also wears jersey #67 ... missed the Texas A&M game with injury

**2013:** Snapped on punts in all 14 games for the SEC Champions

**2012:** Played in every game as the long snapper on punts for the Tigers ... saw first collegiate action vs. Clemson

**HIGH SCHOOL:** High School Coach: Larry Morrison ... ranked No. 5 and No. 13 nationally at Kohl's and Chris Sailer camps ... All-Clayton County athlete ... all-county special teams player of the year ... also a letterman in wrestling and track and field

**PERSONAL:** Birthday is November 12 ... son of Randy Hill and Patricia Hill ... his cousin Ray Ogden played tight end for Alabama and in the NFL ... Major: Public Administration ... received his bachelor's degree in May, 2014



**JOSHUA** #15

**HOLSEY** DB

5-11 • 192 • Jr. • 2L

Fairburn, Ga. (Creekside)

Public Administration

**2014:** Played in 12 games with seven starts ... started opening game at boundary corner ... three solo stops against San José State ... starter at free safety at Kansas State, recording career-best 11 tackles ... four solo tackles, PBU vs. Louisiana Tech ... three tackles, PBU vs. LSU ... five solo tackles at Mississippi State ... five tackles vs. South Carolina ... two solo tackles vs. Texas A&M ... pair of solo stops at Georgia ... four tackles vs. Samford ... SEC defensive player of week (Kansas State)

**2013:** Starter at boundary safety for first six games ... played corner in 2012 ... registered his first career interception against Washington State along with five tackles ... four tackles and a TFL vs. Arkansas State ... four tackles vs. Mississippi State ... pair of tackles vs. Ole Miss ... suffered torn ACL week of Texas A&M and was out for the remainder of the season

**2012:** True freshman who earned a starting position at corner ... played in every game, making six starts ... three tackles against Arkansas ... made first career start at Ole Miss, recording five tackles and a TFL ... four tackles and a PBU at Vanderbilt ... two tackles vs. Texas A&M ... four solo stops against New Mexico State ... three solo tackles against Georgia ... five tackles against Alabama A&M ... TFL vs. Alabama ... SEC First-Year Academic Honor Roll

**HIGH SCHOOL:** Outstanding cornerback from Creekside High in metro Atlanta ... High School Coach: Johnny White ... rated the nation's 15th-best cornerback, the

13th-ranked prospect from the state of Georgia and the 180th-ranked player in the country according to Rivals.com ... ranked 12th-best cornerback in the country, ranked 7th from the state of Georgia and ranked 151st overall in the country on Scout.com ... 16th-rated cornerback, No. 20-rated player from the state of Georgia and 242nd-ranked player overall nationally by 247Sports.com ... ranked eighth at the cornerback position, 10th from the state of Georgia and 86th nationally by ESPN.com ... No. 66-ranked prospect from the state of Georgia by SuperPrep ... No. 68 on the Mobile Press-Register's Super Southeast 120 ... named to the Class 4A First-Team All-State as a senior by the Georgia Sports Writers Association ... four-star prospect according to ESPN, Scout, Rivals and 247Sports.com ... 2012 Under Armour All-American Game participant ... named to ESPN's All-Georgia Football Team prior to his senior season ... in senior season, recorded 73 tackles, intercepted five passes returning two for touchdowns and forced two fumbles on defense while rushing for 265 yards and three touchdowns on 15 carries and catching 32 passes for 656 yards and seven touchdowns on offense ... also a weapon on special teams, returning a kickoff 95 yards for a score

**PERSONAL:** Birthday is June 25 ... son of Johnathon Holsey and Marilyn Davis ... Major: Public Administration

## HOLSEY'S CAREER DEFENSIVE STATS

YEAR	G/GS	TT	UT	AT	TFL-YDS	OBS-YDS	FF/FR	PD	I/YDS
2012	12/6	30	22	8	2.0-3	0.0-0	0/0	6	0/0
2013	6/6	17	11	6	0.5-2	0.0-0	0/0	1	1/2
2014	12/7	41	36	5	0.0-0	0.0-0	0/0	2	0/0
Totals	30/19	88	69	19	2.5-5	0.0-0	0/0	10	1/2

## HOLSEY'S CAREER GAME HIGH STATS

Tackles .....	11	at Kansas State	9/18/14
Interceptions.....	1	vs. Washington St.	8/31/13
TFL.....	1.0	2x (last at Alabama)	11/24/12
Deflections .....	1	7x (last vs. LSU)	10/4/14

## HOLSEY'S GAME-BY-GAME DEFENSIVE STATS

DATE	OPPONENT	TT	UT	AT	PD	INT-YDS
9/1/12	Clemson	0	0	0	0	0-0
9/8/12	at Mississippi State	0	0	0	0	0-0
9/15/12	ULM	1	1	0	0	0-0
9/22/12	LSU	2	1	1	1	0-0
10/6/12	ARKANSAS	3	2	1	1	0-0
10/13/12	* at Ole Miss	5	3	2	0	0-0
10/20/12	* at Vanderbilt	4	3	1	1	0-0
10/27/12	* TEXAS A&M	2	1	1	0	0-0
11/3/12	* NEW MEXICO STATE	4	4	0	0	0-0
11/10/12	* GEORGIA	3	3	0	1	0-0
11/17/12	* ALABAMA A&M	5	3	2	1	0-0
11/24/12	at Alabama	1	1	0	1	0-0

DATE	OPPONENT	TT	UT	AT	PD	INT-YDS
8/31/13	* WASHINGTON STATE	5	4	1	1	1-2
9/7/13	* ARKANSAS STATE	4	2	2	0	0-0
9/14/13	* MISSISSIPPI STATE*	4	3	1	0	0-0
9/21/13	* at LSU*	1	0	1	0	0-0
10/5/13	* OLE MISS*	2	1	1	0	0-0
10/12/13	* WESTERN CAROLINA	1	1	0	0	0-0
10/19/13	at Texas A&M*					DID NOT PLAY
10/26/13	FLORIDA ATLANTIC					DID NOT PLAY
11/2/13	at Arkansas*					DID NOT PLAY
11/9/13	at Tennessee*					DID NOT PLAY
11/16/13	GEORGIA*					DID NOT PLAY
11/30/13	ALABAMA*					DID NOT PLAY
12/7/13	vs. Missouri (SECCG)					DID NOT PLAY
1/6/14	vs. Florida State (BCS)					DID NOT PLAY

DATE	OPPONENT	TT	UT	AT	PD	INT-YDS
8/30/14	* ARKANSAS	0	0	0	0	0-0
9/6/14	SAN JOSÉ STATE	3	3	0	0	0-0
9/18/14	* at Kansas State	11	10	1	0	0-0
9/27/14	* LOUISIANA TECH	4	4	0	1	0-0
10/4/14	* LSU	3	2	1	1	0-0
10/11/14	* at Mississippi State	5	5	0	0	0-0
10/25/14	* SOUTH CAROLINA	5	4	1	0	0-0
11/1/14	at Ole Miss	1	1	0	0	0-0
11/8/14	* TEXAS A&M	2	2	0	0	0-0
11/15/14	at Georgia	2	2	0	0	0-0
11/22/14	SAMFORD	4	2	2	0	0-0
11/29/14	at Alabama	1	1	0	0	0-0



# Player Bios



**JIMMY** #32  
**HUTCHINSON** P  
 6-2 • 198 • RFr. • RS  
 Marietta, Ga. (Harrison)  
 Pre-Business

**2014:** Played in five games ... saw first action with one punt vs. LSU ... four punts at Ole Miss averaged 38.5 yards per kick ... averaged 42.0 yards on two punts vs. Texas A&M

**2013:** Did not see game action redshirting for the SEC Champions, but travelled as the backup to All-American Steven Clark at punter ... SEC First-Year Academic Honor Roll

**HIGH SCHOOL:** Dominating punter with huge leg strength ... ranked as the nation's top punter by Kohl's Kicking Academy and Chris Sailer ... 247Sports All-America first team ... second team Georgia all-state as a senior at Harrison High for Coach Marty Galbraith, averaging 39.2 yards per punt ... Semper Fidelis All-American Bowl ... Cobb County All-Star Senior Bowl

**PERSONAL:** Birthday is May 26 ... son of Jim and Merrill Hutchinson ... has one sister, Kelly ... Major at Auburn: Business

## HUTCHINSON'S CAREER PUNTING STATS

YEAR	G	NO	YDS	AVG	TB	FC	I20	50+	LP/OPPONENT
2014	5	9	329	36.6	0	2	2	1	52/Ole Miss

## HUTCHINSON'S CAREER GAME HIGH STATS

Punts	4	at Ole Miss	11/1/14
Punt Avg.	38.5	at Ole Miss	11/1/14
Long Punt	44	Texas A&M	11/8/14
Inside 20	1	2x (last at Ole Miss)	11/1/14

## HUTCHINSON'S GAME-BY-GAME PUNTING STATS

DATE	OPPONENT	NO	YDS	AVG	IN20	Long
8/30/14	ARKANSAS					DID NOT PLAY
9/6/14	SAN JOSÉ STATE					DID NOT PLAY
9/18/14	at Kansas State					DID NOT PLAY
9/27/14	LOUISIANA TECH					DID NOT PLAY
10/4/14	LSU	1	29	29.0	1	29
10/11/14	at Mississippi State					DID NOT PLAY
10/25/14	SOUTH CAROLINA					DID NOT PLAY
11/1/14	at Ole Miss	4	166	41.5	1	52
11/8/14	TEXAS A&M	2	84	42.0	0	44
11/15/14	at Georgia	1	28	28.0	0	28
11/22/14	SAMFORD	1	22	22.0	0	22
11/29/14	at Alabama					DID NOT PLAY



**JEREMY** #6  
**JOHNSON** QB  
 6-5 • 230 • So. • 1L  
 Montgomery, Ala. (Carver)  
 Undeclared

**2014:** Played in seven games ... started season opener vs. Arkansas, completing his first eight passes, and finishing 12-16 for 243 yards in first half, with touchdown passes to D'haquille Williams (18 yards) and Melvin Ray (49 yards) ... first Auburn quarterback to throw for more than 200 yards in a half since Cam Newton in 2010 vs. South Carolina ... 3-4 passing for 34 yards in late action against San José State and scored his first career rushing TD ... 15-yard TD pass to C.J. Uzomah vs. Louisiana Tech ... 3-3 passing for 61 yards vs. LSU ... against Georgia, he was 4-5 for 30 yards on a late drive ... 2-4 in late action vs. Samford ... 828 career passing yards ...

Has thrown nine career touchdowns through first two collegiate seasons

**2013:** True freshman who saw his first action as the starter against Western Carolina ... played in six games ... 17-of-21 passing against WCU for 201 yards and four TDs; also rushed for 26 yards ... 10-16 for 192 yards passing vs. Florida Atlantic, with TDs to Sammie Coates of 67 and 36 yards; also rushed for 21 yards vs. FAU ... SEC freshman of the week (Western Carolina, Florida Atlantic) ... 14-yard completion to Melvin Ray in win over Georgia

**HIGH SCHOOL:** Talented hard-working signal-caller who was named Alabama Mr. Football for 2012 ... 3,193 yards, 31 TD passing as a senior and also rushed for 705 yards, 7 scores for Coach Billy Gresham at Carver High ... more than 8,200 career passing yards ... U.S. Army All-American Bowl ... Alabama-Mississippi All-Star Classic ... ranked No. 12 in Alabama, No. 14 QB by 247Sports ... Rivals No. 5 QB, No. 93 overall prospect ... Scout No. 24 ... PrepStar No. 90 overall, No. 7-ranked quarterback ... Montgomery Advertiser all-metro player of the year ... key part of Carver's 2012 state championship basketball team earning first team all-state honors

**PERSONAL:** Birthday is September 23 ... Major at Auburn: Undeclared ... son of LaTasha Johnson and Ojedita Johnson

## JOHNSON'S CAREER PASSING STATS

YEAR	G/GS	CMP	ATT	PCT	YDS	INT	TD	LP/OPPONENT
2013	6/1	29	41	70.7	422	2	6	67/Fla Atlantic
2014	7/1	28	37	75.7	436	0	3	62/Arkansas
Total	13/2	57	78	73.1	858	2	9	67/Fla Atlantic

## JOHNSON'S CAREER RUSHING STATS

YEAR	G/GS	NO	YDS	AVG	TD	LP/OPPONENT
2013	6/1	7	48	6.7	0	16/Western Carolina
2014	7/1	4	-7	-1.8	1	1/San Jose State
Total	13/2	11	40	3.6	1	16/Western Carolina

## JOHNSON'S CAREER GAME HIGH STATS

Completions	17	Western Carolina	10/12/13
Pass Attempts	21	Western Carolina	10/12/13
Pass Yards	243	Arkansas	8/30/14
Pass Yards (quarter)	186	Arkansas (1st quarter)	8/30/14
Pass TDs	4	Western Carolina	10/12/13
Interceptions	1	2x (last vs. FAU)	10/26/13
Pass Long	67	Florida Atlantic	10/26/13
Rush Attempts	4	Florida Atlantic	10/26/13
Rush Yards	26	Western Carolina	10/12/13
Rush TDs	1	San José St.	9/6/14
Rush Long	16	Western Carolina	10/12/13
150-Yd Pass	3	last: Arkansas	8/30/14

## JOHNSON'S GAME-BY-GAME PASSING STATS

DATE	OPPONENT	CMP	ATT	YDS	INT	TD
8/31/13	WASHINGTON STATE					DID NOT PLAY
9/7/13	ARKANSAS STATE					DID NOT PLAY
9/14/13	MISSISSIPPI STATE*					DID NOT PLAY
9/21/13	at LSU*					DID NOT PLAY
10/5/13	OLE MISS*					DID NOT PLAY
10/12/13	* WESTERN CAROLINA	17	21	201	1	4
10/19/13	at Texas A&M*	0	2	0	0	0
10/26/13	FLORIDA ATLANTIC	10	16	192	1	2
11/2/13	at Arkansas*	1	1	15	0	0
11/9/13	at Tennessee*	0	0	0	0	0
11/16/13	GEORGIA*	1	1	14	0	0
11/30/13	ALABAMA*					DID NOT PLAY
12/7/13	vs. Missouri (SEC)					DID NOT PLAY
1/6/14	vs. Florida State (BCS)					DID NOT PLAY

DATE	OPPONENT	CMP	ATT	YDS	INT	TD	TD Passes
8/30/14	* ARKANSAS	12	16	243	0	2	49,18
9/6/14	SAN JOSÉ STATE	3	4	34	0	0	--
9/18/14	at Kansas State	0	0	0	0	0	--
9/27/14	LOUISIANA TECH	4	5	53	0	1	15
10/4/14	LSU	3	3	61	0	0	--
10/11/14	at Mississippi State						DID NOT PLAY
10/25/14	SOUTH CAROLINA						DID NOT PLAY
11/1/14	at Ole Miss						DID NOT PLAY
11/8/14	TEXAS A&M						DID NOT PLAY
11/15/14	at Georgia	4	5	30	0	0	--
11/22/14	SAMFORD	2	4	15	0	0	--
11/29/14	at Alabama						DID NOT PLAY

# Player Bios

## JOHNSON'S GAME-BY-GAME RUSHING STATS

DATE	OPPONENT	ATT	YDS	Avg.	TD	TD Runs
8/31/13	WASHINGTON STATE					
9/7/13	ARKANSAS STATE					
9/14/13	MISSISSIPPI STATE					
9/21/13	at LSU					
10/5/13	OLE MISS					
10/12/13	* WESTERN CAROLINA	3	26	8.67	0	--
10/19/13	at Texas A&M	0	0	0.00	0	--
10/26/13	FLORIDA ATLANTIC	4	21	5.25	0	--
11/2/13	at Arkansas	0	0	0.00	0	--
11/9/13	at Tennessee	0	0	0.00	0	--
11/16/13	GEORGIA	0	0	0.00	0	--
11/30/13	ALABAMA					
12/7/13	vs. Missouri (SEC)					
1/6/14	vs. Florida State (BCS)					

DATE	OPPONENT	ATT	YDS	AVG	TD	TD Yds
8/30/14	ARKANSAS	0	0	0.0	0	--
9/6/14	SAN JOSÉ STATE	2	1	0.5	1	1
9/18/14	at Kansas State	0	0	0.0	0	--
9/27/14	LOUISIANA TECH	1	-3	-3.0	0	--
10/4/14	LSU	0	0	0.0	0	--
10/11/14	at Mississippi State					
10/25/14	SOUTH CAROLINA					
11/1/14	at Ole Miss					
11/8/14	TEXAS A&M					
11/15/14	* at Georgia	1	-5	-5.0	0	--
11/22/14	SAMFORD	0	0	0.0	0	--
11/29/14	* at Alabama					



**JONATHAN** **#3**  
**JONES** **DB**  
 5-10 • 182 • Jr. • 2L  
 Carrollton, Ga. (Carrollton)  
 Business Administration

**2014:** Starting cornerback ... ranks ninth nationally with six interceptions, fifth-most in a season at Auburn ... second team All-SEC ... team-best 10 PBU ... tackle, PBU vs. Arkansas ... solo stop against San José State ... interception and three tackles in win at Kansas State ... forced a Louisiana Tech fumble along with five tackles ... solo stop vs. LSU ... pair of interceptions at Mississippi State, along with five tackles, two PBU ... two interceptions in the endzone vs. South Carolina, one on the last play of the game, along with two tackles, two PBU vs. the Gamecocks ... five tackles at Ole Miss ... four solo tackles vs. Texas A&M ... 2 PBU, one tackle at Georgia ... interception, TFL, five tackles at Alabama

**2013:** Cornerback who suffered a broken ankle at the end of preseason camp ... did not see game action until Ole Miss ... limited snaps at Texas A&M ... two tackles, TFL, PBU against Florida Atlantic ... pair of tackles at Arkansas ... three solo tackles at Tennessee ... three tackles in the win over Georgia

**2012:** True freshman who made his first start at corner at Ole Miss in the nickel package ... recorded seven tackles versus the Rebels ... two tackles vs. Texas A&M

**HIGH SCHOOL:** Outstanding cornerback from Carrollton High ... High School Coach: Rayvan Teague ... No. 40-rated cornerback nationally and 40th-rated player from the state of Georgia according to Rivals.com ... ranked 37th in the state of Georgia by Scout.com ... ranked 39th among cornerbacks nationally and ranked 35th overall in the state of Georgia according to 247Sports.com ... ranked 23rd at corner nationally and 41st from the state of Georgia on ESPN.com ... 67th-ranked prospect from the state of Georgia according to SuperPrep ... three-star prospect according to Scout, ESPN, Rivals and 247Sports.com ... Atlanta Journal Constitution Super 11 ... rushed for 209 yards and a touchdown on 20 carries on offense while collecting 32 tackles, 3 INTs (returned one for a TD) and one forced fumble on defense ... also returned 5 kickoffs for 105 yards ... returned opening kickoff 99 yards for a touchdown in the Georgia All-Star game .. 110-meter high hurdles national champion, clocking a time of 13.72 ... posted a 10.6 100 meters ... as a junior, won state outdoor 110-meter (14.02) and 300-meter (37.39) hurdle events and won the Class AAA all-points trophy while leading Carrollton to second consecutive state

track title

**PERSONAL:** Birthday is September 20 ... son of Stacey and Sharon Jones ... Major: Business Administration

## JONES' CAREER DEFENSIVE STATS

YEAR	G/GS	TT	UT	AT	TFL-YDS	QBS-YDS	FF/FR	PD	I/YDS
2012	11/3	13	8	5	0.0-0	0.0-0	0/0	1	0/0
2013	9/0	11	11	0	1.0-1	0.0-0	0/0	1	0/0
2014	12/12	34	22	12	1.0-4	0.0-0	1/0	16	6/6
Totals	31/15	58	41	17	2.0-5	0.0-0	1/0	18	6/6

## JONES' CAREER GAME HIGH STATS

Tackles	7	at Ole Miss	10/13/12
Interceptions	2	2x (last vs. S. Carolina)	10/25/14
TFL	1.0	2x (last at Alabama)	11/29/14
PBU	2	3x (last at Georgia)	11/15/14
FF	1	LA Tech	9/27/14

## JONES' GAME-BY-GAME DEFENSIVE STATS

DATE	OPPONENT	TT	UT	AT	PD	INT-YDS
9/1/12	Clemson	0	0	0	0	0-0
9/8/12	at Mississippi State	0	0	0	0	0-0
9/15/12	ULM	1	1	0	0	0-0
9/22/12	LSU	0	0	0	0	0-0
10/6/12	ARKANSAS	0	0	0	0	0-0
10/13/12	* at Ole Miss	7	3	4	0	0-0
10/20/12	* at Vanderbilt	1	0	1	0	0-0
10/27/12	* TEXAS A&M	2	2	0	1	0-0
11/3/12	NEW MEXICO STATE	0	0	0	0	0-0
11/10/12	GEORGIA	0	0	0	0	0-0
11/17/12	ALABAMA A&M	1	1	0	0	0-0
11/24/12	at Alabama					

DATE	OPPONENT	TT	UT	AT	PD	INT-YDS
8/31/13	WASHINGTON STATE					
9/7/13	ARKANSAS STATE					
9/14/13	MISSISSIPPI STATE*					
9/21/13	at LSU*					
10/5/13	OLE MISS*	0	0	0	0	0-0
10/12/13	WESTERN CAROLINA					
10/19/13	at Texas A&M*	0	0	0	0	0-0
10/26/13	FLORIDA ATLANTIC	2	2	0	1	0-0
11/2/13	at Arkansas*	2	2	0	0	0-0
11/9/13	at Tennessee*	3	3	0	0	0-0
11/16/13	GEORGIA*	3	3	0	0	0-0
11/30/13	ALABAMA*	1	1	0	0	0-0
12/7/13	vs. Missouri (SEC)	0	0	0	0	0-0
1/6/14	vs. Florida State (BCS)	0	0	0	0	0-0

DATE	OPPONENT	TT	UT	AT	PD	INT-YDS
8/30/14	* ARKANSAS	1	0	1	1	0-0
9/6/14	* SAN JOSÉ STATE	1	1	0	0	0-0
9/18/14	* at Kansas State	3	3	0	0	1-0
9/27/14	* LOUISIANA TECH	5	3	2	1	0-0
10/4/14	* LSU	1	0	1	0	0-0
10/11/14	* at Mississippi State	5	3	2	2	2-2
10/25/14	* SOUTH CAROLINA	2	2	0	2	2-0
11/1/14	* at Ole Miss	5	1	4	0	0-0
11/8/14	* TEXAS A&M	4	4	0	1	0-0
11/15/14	* at Georgia	1	0	1	3	0-0
11/22/14	* SAMFORD	1	0	1	0	0-0
11/29/14	* at Alabama	5	5	0	0	1-4

# Player Bios



**RAASHED** #59  
**KENNION** DL  
 6-6 • 225 • Fr. • HS  
 Jacksonville, Fla. (First Coast)  
 Chemistry

**2014:** Played in four games ... Saw first career action against San Jose State ... Also saw snaps against LA Tech, Georgia and Samford

**HIGH SCHOOL:** Pass rushing prospect with all the tools ... 55 tackles, 6 sacks as a junior ... high school coach was Marty Lee ... Florida Times-Union all-First Coast honorable mention, Miami Herald all-region ... also a basketball letterman ... 247sports No. 54 DE ... Scout Top 60 DE ... PrepStar all-Southeast ... member of Kappa League

**PERSONAL:** Son of Kaisha Johnson and Arvin Johnson ... mom, dad, grandparents, aunts and uncles all were college athletes ... has two siblings, Kaila and Alexander ... birthday is June 21 ... Major at Auburn: Chemistry

### KENNION'S CAREER DEFENSIVE STATS

YEAR	G/GS	TT	UT	AT	TFL-YDS	OBS-YDS	FF/FR	PD	QBH	INT
2014	4/0	1	0	1	0-0	0-0	0/0	0	1	0

### KENNION'S CAREER GAME HIGH STATS

Tackles.....1 LA Tech 9/27/14

### KENNION'S GAME-BY-GAME DEFENSIVE STATS

DATE	OPPONENT	TT	UT	AT	TFL-YDS	OBS-YDS
8/30/14	ARKANSAS	DID NOT PLAY				
9/6/14	SAN JOSÉ STATE	0	0	0	0-0	0-0
9/18/14	at Kansas State	0	0	0	0-0	0-0
9/27/14	LOUISIANA TECH	1	0	1	0-0	0-0
10/4/14	LSU	DID NOT PLAY				
10/11/14	at Mississippi State	DID NOT PLAY				
10/25/14	SOUTH CAROLINA	DID NOT PLAY				
11/1/14	at Ole Miss	DID NOT PLAY				
11/8/14	TEXAS A&M	DID NOT PLAY				
11/15/14	at Georgia	0	0	0	0-0	0-0
11/22/14	SAMFORD	0	0	0	0-0	0-0
11/29/14	at Alabama	DID NOT PLAY				



**BRANDON** #29  
**KING** DB  
 6-2 • 213 • Sr. • 1L  
 Alabaster, Ala. (Highland CC)  
 Public Administration

**2014:** Converted safety who has moved to bolster the pass rush for the second half of the season ... recorded two tackles vs. San José State ... three tackles in the win over Louisiana Tech ... fumble recovery at Mississippi State ... three solo tackles vs. South Carolina

**2013:** Junior college transfer who played behind Robenson Therezie at the star safety spot ... saw action in every game for the SEC Champions ... solo tackle against Western Carolina ... pair of tackles at Texas A&M

**JUNIOR COLLEGE/HIGH SCHOOL:** Outstanding safety from the junior college ranks ... 118 tackles, 6 TFL last season at Highland CC ... first team all-Jayhawk Conference playing for coaches Mike Beagle and Ryan Held ... No. 5 junior college DB by 247Sports ... all-Shelby County pick as a senior at Thompson High for Coach Bruce Hill, recording 116 tackles, 21 TFL, four forced fumbles and two fumble recoveries

**PERSONAL:** Major at Auburn: Public Administration ... birthday is June 8 ... son of Angelia King and Chris King

### KING'S CAREER DEFENSIVE STATS

YEAR	G/GS	TT	UT	AT	TFL-YDS	OBS-YDS	FF/FR	PD	I/YDS
2013	14/0	7	2	5	0-0	0-0	0/0	0	0/0
2014	12/0	12	9	3	0-0	0-0	0/1	0	0/0
Totals	26/0	19	11	8	0-0	0-0	0/1	0	0/0

### KING'S CAREER GAME HIGH STATS

Tackles.....3 3x (last vs. S. Carolina) 10/25/14  
 FR .....1 at Miss. State 10/11/14

### KING'S GAME-BY-GAME DEFENSIVE STATS

DATE	OPPONENT	TT	UT	AT	PD	INT-YDS
8/31/13	WASHINGTON STATE	0	0	0	0	0-0
9/7/13	ARKANSAS STATE	0	0	0	0	0-0
9/14/13	MISSISSIPPI STATE*	0	0	0	0	0-0
9/21/13	at LSU*	3	1	2	0	0-0
10/5/13	OLE MISS*	0	0	0	0	0-0
10/12/13	WESTERN CAROLINA	1	1	0	0	0-0
10/19/13	at Texas A&M*	2	0	2	0	0-0
10/26/13	FLORIDA ATLANTIC	1	0	1	0	0-0
11/2/13	at Arkansas*	0	0	0	0	0-0
11/9/13	at Tennessee*	0	0	0	0	0-0
11/16/13	GEORGIA*	0	0	0	0	0-0
11/30/13	ALABAMA*	0	0	0	0	0-0
12/7/13	vs. Missouri (SEC)	0	0	0	0	0-0
1/6/14	vs. Florida State (BCS)	0	0	0	0	0-0

DATE	OPPONENT	TT	UT	AT	PD	INT-YDS
8/30/14	ARKANSAS	1	1	0	0	0-0
9/6/14	SAN JOSÉ STATE	0	0	0	0	0-0
9/18/14	at Kansas State	0	0	0	0	0-0
9/27/14	LOUISIANA TECH	1	0	1	0	0-0
10/4/14	LSU	3	2	1	0	0-0
10/11/14	at Mississippi State	1	1	0	0	0-0
10/25/14	SOUTH CAROLINA	3	3	0	0	0-0
11/1/14	at Ole Miss	1	0	1	0	0-0
11/8/14	TEXAS A&M	1	1	0	0	0-0
11/15/14	at Georgia	0	0	0	0	0-0
11/22/14	SAMFORD	0	0	0	0	0-0
11/29/14	at Alabama					



**GRAY** #87  
**KING** WR  
 5-10 • 171 • RFr. • RS  
 Atlanta, Ga. (Marist School)  
 Pre-Business

**2014:** Played in all 12 games, primarily on special teams

**2013:** Did not see varsity action, redshirting for the SEC Champions ... offensive scout team player of the year

**HIGH SCHOOL:** Played halfback and defensive back for Coach Alan Chadwick at the Marist School ... the War Eagles went 12-2 his senior season, the 100th year of football at Marist

**PERSONAL:** Major at Auburn: Pre-Business ... birthday is October 26 ... son of Dan and Debra King ... has two siblings, Griffin and Savannah



# Player Bios



**HUNTER KNIGHT** #65 OL  
6-2 • 275 • Fr. • HS  
Dothan, Ala. (Providence Christian)  
Pre-Engineering

**2014:** Did not see action  
**HIGH SCHOOL:** Team captain for Providence Christian ... Eagles advanced to the playoffs every season he played ... High School Coach: Kenny Keith ... all-combine honoree ... also a baseball standout ... honor roll student  
**PERSONAL:** Birthday is October 3 ... son of Nikki and Scottie Knight ... has one sister, Hannah ... Major at Auburn: Civil Engineering



**ALEX KOZAN** #63 OL  
6-4 • 300 • So. • 1L  
Castle Rock, Colo. (Valor Christian)  
Finance

**2014:** Missed season due to injury ... Third-team preseason All-America (Athlon); preseason all-SEC first team (Athlon); second team (SEC media, Phil Steele, Birmingham News); third team (Lindy's, CFB Matrix) ... Outland Trophy watch list  
**2013:** Redshirt freshman who is the starter at left offensive guard ... FWAA, Sporting News Freshman All-American ... Freshman All-SEC ... first college start came vs. Washington State ... started every game ... Lindy's all-newcomer team ... SEC Academic Honor Roll

**2012:** Did not see varsity action while redshirting ... SEC Honor Roll for academics  
**HIGH SCHOOL:** Offensive lineman from Colorado's Valor Christian High ... High School Coach: Brent Vieselmeyer ... all-conference, all-Colorado as a senior leading Valor to a state title ... four-star prospect according to ESPN.com and Rivals.com ... fifth-ranked player from the state of Colorado according to Rivals.com ... No. 16-ranked offensive tackle nationally and sixth-ranked player overall from the state of Colorado by Scout.com ... ranked 23rd at the offensive guard position and sixth overall from the state of Colorado according to ESPN.com ... 47th-rated offensive tackle nationally and sixth-rated player from the state of Colorado according to 247Sports.com ... participated in the 2012 Semper Fidelis Bowl following his senior season ... named All-Conference as a sophomore and All-Conference and All-State as a junior while helping lead Valor to the state championship both years  
**PERSONAL:** Birthday is November 17 ... son of Teresa and Jon Kozan ... Major: Finance



**ALEX KVIKLYS** #26 K  
6-1 • 191 • Jr. • 1L  
Marietta, Ga. (Pope)  
Marketing

**2014:** Kicked in five games  
**2013:** Backup placekicker ... did not see action ... SEC Academic Honor Roll  
**2012:** Dressed for every game as the Tigers' backup placekicker  
**HIGH SCHOOL:** High School Coach: Matt Kemper ... special teams player of the year at Pope High ... Senior Bowl participant ... Cobb County Scholar-Athlete ... first team all-county in baseball ... Principal's Honor Roll

**PERSONAL:** Birthday is October 21 ... son of Karen and Rob Kviklys ... has one brother, Steven ... Major: Marketing



**DAVONTE LAMBERT** #86 DL  
6-2 • 293 • Jr. • JC  
Keysville, Ga. (Georgia Military College)  
Public Administration

**2014:** Played in 11 games with nine starts ... leads team with 3.5 sacks ... solo tackle against Arkansas ... forced a San José State fumble and recorded a 7-yard sack against the Spartans ... first start came at Kansas State, where he recorded a sack, 1.5 TFL, two tackles ... sack and PBU in his start vs. Louisiana Tech ... two tackles, two QB hurries vs. LSU ... seven tackles, two TFL and a PBU at Mississippi State ... TFL, two tackles vs. South Carolina ... four tackles, TFL at Georgia

**JUNIOR COLLEGE/HIGH SCHOOL:** Rated as the No. 1 defensive line prospect in the junior college ranks ... recorded 36 tackles, eight sacks and four fumble recoveries in leading Georgia Military to the 2012 NJCAA national championship game ... tallied 27 tackles, two sacks and seven TFL as a freshman playing for Coach Bert Williams ... attended Burke County (Ga.) High School, where he played for Coach Eric Parker, earning area defensive player of the year honors while leading the Bears to the 2011 Class AAA state championship ... shot put state champion and discus runner-up ... Augusta Chronicle boys' track and field athlete of the year ... 247sports No. 1 JUCO strong side defensive end, No. 6 overall ... Rivals No. 9 JUCO prospect ... PrepStar JUCO All-America

**PERSONAL:** Son of Tammy Lambert and grandson of Margie Grant ... birthday is June 23 ... has two brothers, Carlos Lambert and Benjamin Smith ... Major at Auburn: Public Administration ... nickname is PeeWee

## LAMBERT'S CAREER DEFENSIVE STATS

YEAR	G/GS	TT	UT	AT	TFL-YDS	OBS-YDS	FF/FR	PD	QBH	INT
2014	11/9	24	12	12	7.0-22	3.5-13	1/0	2	10	0

## LAMBERT'S CAREER GAME HIGH STATS

Tackles.....	7	at Miss. State	10/11/14
Sacks.....	1.0	3x (last at Miss. State)	10/11/14
TFL.....	2.0	at Miss. State	10/11/14
PBU.....	1	2x (last at Miss. State)	10/11/14

## LAMBERT'S GAME-BY-GAME DEFENSIVE STATS

DATE	OPPONENT	TT	UT	AT	TFL-YDS	OBS-YDS
8/30/14	ARKANSAS	1	0	1	0.0-0	0.0-0
9/6/14	SAN JOSÉ STATE	2	1	1	1.0-7	1.0-7
9/18/14	* at Kansas State	2	1	1	1.5-2	1.0-2
9/27/14	* LOUISIANA TECH	1	0	1	0.5-3	0.5-3
10/4/14	* LSU	2	1	1	0.0-0	0.0-0
10/11/14	* at Mississippi State	7	4	3	2.0-2	1.0-1
10/25/14	* SOUTH CAROLINA	2	2	0	1.0-4	0.0-0
11/1/14	* at Ole Miss	1	0	1	0.0-0	0.0-0
11/8/14	* TEXAS A&M	1	1	0	0.0-0	0.0-0
11/15/14	* at Georgia	4	1	3	1.0-4	0.0-0
11/22/14	* SAMFORD	1	1	0	0.0-0	0.0-0
11/29/14	at Alabama				DID NOT PLAY	

# Player Bios



**DEVAROE** #94  
**LAWRENCE** DL  
 6-2 • 284 • So. • JC  
 Greenville, S.C. (Georgia Military College)  
 Undeclared

**2014:** Saw action in four games ... recorded first career tackle against Samford  
**JUNIOR COLLEGE/HIGH SCHOOL:** Junior college transfer with three years of eligibility remaining ... 20 tackles, 4.5 sacks for Coach Bert Williams helping Georgia Military to the 2012 NJCAA national championship game ... played prep football at Carolina High in Greenville, S.C. ... high school coach was Mark Hodge ... 247sports No. 11 DT, Top 40 JUCO overall ... PrepStar JUCO All-America  
**PERSONAL:** Son of Sam and Angie Kelly ... birthday is October 13 ... has six siblings: Tim, Tanyetta, Trey, Erin, Maria and Shametra ... Major at Auburn: undeclared

### LAWRENCE'S CAREER DEFENSIVE STATS

YEAR	G/GS	TT	UT	AT	TFL-YDS	QBS-YDS	FF/FR	PD	QBH	INT
2014	4/0	1	1	0	1.0-2	0-0	0/0	0	0	0

### LAWRENCE'S CAREER GAME HIGH STATS

Tackles.....	2 Samford	11/22/14
Sacks.....	1.0 Samford	11/22/14

### LAWRENCE'S GAME-BY-GAME DEFENSIVE STATS

DATE	OPPONENT	TT	UT	AT	TFL-YDS	QBS-YDS
8/30/14	ARKANSAS				DID NOT PLAY	
9/6/14	SAN JOSÉ STATE	0	0	0	0.0-0	0.0-0
9/18/14	at Kansas State				DID NOT PLAY	
9/27/14	LOUISIANA TECH	0	0	0	0.0-0	0.0-0
10/4/14	LSU				DID NOT PLAY	
10/11/14	at Mississippi State				DID NOT PLAY	
10/25/14	SOUTH CAROLINA				DID NOT PLAY	
11/1/14	at Ole Miss				DID NOT PLAY	
11/8/14	TEXAS A&M				DID NOT PLAY	
11/15/14	at Georgia	0	0	0	0.0-0	0.0-0
11/22/14	SAMFORD	1	1	0	1.0-2	0.0-0
11/29/14	at Alabama				DID NOT PLAY	



**CARL** #55  
**LAWSON** DL  
 6-2 • 261 • So. • 1L  
 Alpharetta, Ga. (Milton)  
 Human Development

**2014:** Missed season due to injury ... preseason all-SEC second team (Birmingham News, Phil Steele, Lindy's); third team (SEC media, Athlon) ... Ted Hendricks Award watch list

**2013:** True freshman who earned increased time at defensive end ... Sporting News Freshman All-American ... 24/7 Sports Freshman All-American ... 20 tackles, 7.5 TFL for season ... forced an Arkansas State fumble ... recorded six tackles, two sacks (-7), 3.5 TFL against Ole Miss ... two QB hurries vs. Western Carolina ... two tackles, 1.5 TFL at Texas A&M ... pair of tackles at Arkansas ... 7-yard sack and forced a Tennessee fumble ... 4-yard sack in SEC Championship Game vs. Missouri ... SEC Freshman of Week, Athlon, CFPA, 24/7 defensive lineman of week (Ole Miss) ... Lindy's all-newcomer team ... SEC First-Year Academic Honor Roll

**HIGH SCHOOL:** Top-ranked defensive end with exceptional pass rush ability ... 78 tackles, 44 TFL, 27 sacks as a senior for Coach Howie DeCristofaro at Milton High ... 87 tackles, 31 TFL, 15 sacks as a junior ... 247Sports, Under Armour

All-America first team ... ranked No. 1 DE, No. 24 overall by 247Sports ... top ranked DE, No. 4 player overall by Rivals ... Under Armour All-America Game ... PrepStar No. 6 player nationally, No. 2 defensive end ... Scout ranks him No. 7

**PERSONAL:** Major at Auburn: Human Development and Family Studies ... birthday is June 29 ... son of Carl Lawson and Mignon Gregory ... father played fullback for Georgia Tech

### LAWSON'S CAREER DEFENSIVE STATS

YEAR	G/GS	TT	UT	AT	TFL-YDS	QBS-YDS	FF/FR	PD	QBH
2013	14/0	20	14	6	7.5-24	4.0-18	2/0	0	6
2014					REDSHIRTED				
TOTALS	14/0	20	14	6	7.5-24	4.0-18	2/0	0	6

### LAWSON'S CAREER GAME HIGH STATS

Tackles.....	6 Ole Miss	10/5/13
Sacks.....	2.0 Ole Miss	10/5/13
TFL.....	3.5 Ole Miss	10/5/13
FF.....	1 Arkansas State	9/7/13

### LAWSON'S GAME-BY-GAME DEFENSIVE STATS

DATE	OPPONENT	TT	UT	AT	TFL-YDS	QBS-YDS
8/31/13	WASHINGTON STATE	0	0	0	0.0-0	0.0-0
9/7/13	ARKANSAS STATE	2	2	0	0.0-0	0.0-0
9/14/13	MISSISSIPPI STATE*	0	0	0	0.0-0	0.0-0
9/21/13	at LSU*	2	0	2	0.5-0	0.0-0
10/5/13	OLE MISS*	6	5	1	3.5-10	2.0-7
10/12/13	WESTERN CAROLINA	1	0	1	0.0-0	0.0-0
10/19/13	at Texas A&M*	2	1	1	1.5-3	0.0-0
10/26/13	FLORIDA ATLANTIC	1	1	0	0.0-0	0.0-0
11/2/13	at Arkansas*	2	1	1	0.0-0	0.0-0
11/9/13	at Tennessee*	2	2	0	1.0-7	1.0-7
11/16/13	GEORGIA*	0	0	0	0.0-0	0.0-0
11/30/13	ALABAMA*	1	1	0	0.0-0	0.0-0
12/7/13	vs. Missouri (SEC)	1	0	1	1.0-4	1.0-4
1/6/14	vs. Florida State (BCS)	0	0	0	0.0-0	0.0-0




**CHRIS** #46  
**LAYE** TE  
 6-4 • 236 • Fr. • HS  
 Cumming, Ga. (Lambert)  
 Supply Chain Management

**2014:** Redshirted

**HIGH SCHOOL:** Four-year varsity starter at tight end ... graduated early and enrolled at Auburn in January ... seven receptions for 107 yards, 2 TD as a senior at Lambert High ... first player in Lambert history to sign with an SEC program ... 2012 Georgia Junior Bowl ... first team all-region, honorable mention all-state ... twice member of state champion lacrosse teams ... 247sports Top 50 TE ... Scout Top 50 TE ... PrepStar all-Southeast

**PERSONAL:** Birthday is January 24 ... son of Brenda Laye ... has one sister, Natalie ... Major at Auburn: Supply Chain Management

# Player Bios



**ROBERT** #70

**LEFF** OL

6-6 • 286 • So. • 1L  
Fairhope, Ala. (Fairhope)  
Mechanical Engineering

**2014:** Played in 12 games, primarily on special teams  
**2013:** Played in all 14 games for the SEC Champions, primarily on the punt protection unit

**2012:** Did not see varsity action for the Tigers while redshirting ... SEC Honor Roll for academics

**HIGH SCHOOL:** Gifted offensive lineman from Fairhope High ... High School Coach: David Faulkner ... 70th-ranked offensive tackle nationally and 26th-ranked player from the state of Alabama according to Rivals.com ... ranked 107th at the offensive tackle position nationally and 36th-ranked player from the state of Alabama according to 247Sports.com ... ranked 132nd at the offensive tackle position nationally and 51st-ranked player in the state of Alabama according to ESPN.com ... Ranked 35th overall from the state of Alabama according to SuperPrep ... ESPN, Rivals, Scout and 247Sports.com three-star prospect ... led his team to a 10-3 record and the Class 6A quarterfinals of the Alabama state playoffs as a senior

**PERSONAL:** Birthday is July 11 ... son of Lori Guy and stepfather Hank Guy ... Major: Mechanical Engineering



**DAMIAN** #30

**LEWIS** RB

5-9 • 201 • So. • HS  
Wetumpka, Ala. (Wetumpka)  
Physical Therapy

**2014:** Did not see action

**HIGH SCHOOL:** Key contributor to the Indian squad that advanced to the 6A state semifinals in 2010 ... 2011 Wetumpka Iron Indian award for strength and courage ... NUC Elite selection ... also a sprint letterman in track and field ... Top 20 academically in his class and Adolf Owenberg and Ankit Kumar academic scholarships recipient ... Key Club, Beta Club, Junior Civitan member

**PERSONAL:** Birthday is September 19 ... son of Billy Sr. and Dorothy Lewis ... has five siblings: Sheila, Bill (played football at University of the South), Stephanie, Desirae and Latasha ... Major at Auburn: Physical Therapy



**RICARDO** #5

**LOUIS** WR

6-2 • 212 • Jr. • 2L  
Miami, Fla. (Miami Beach Senior)  
Communication

**2014:** Saw action in 11 games ... made starts at wide receiver against Arkansas, Louisiana Tech, South Carolina and Ole Miss ... first Auburn wide receiver in program history to rush for 100 or more yards with 102 yards against South Carolina ... 3-yard catch vs. Arkansas ... two catches vs. San José State, including a 6-yard TD reception ... 40-yard TD catch from Marshall at Kansas State was one of three receptions for 55 yards vs. the Wildcats ... three catches gained 26 yards vs. Louisiana Tech ... 4-yard reception vs. LSU ... two catches for 23 yards at Mississippi State ... 102 yards rushing with a 75-yard TD run vs. South Carolina, the longest run ever by an Auburn receiver ... gained 50 yards on two catches vs. Texas A&M ... 4-yard reception at Georgia ... two receptions at Alabama

**2013:** Another important part of the Tigers' receiving corps ... started seven games ... 28 receptions, 2 TD for season ... reception of a tipped pass on 4th-and-18 was the 73-yard TD reception that won the Georgia game with 0:25 remaining ... three catches for 34 yards vs. Mississippi State ... five catches at LSU ... three catches for 53 yards vs. Western Carolina, including a 46-yard TD reception from Jeremy Johnson ... 21-yard reception and 30 yards rushing at Texas A&M ... three catches at Arkansas ... finished the Georgia game with 131 yards receiving on four catches and 66 yards rushing on five carries ... 7-yard reception and 43 yards rushing in SEC championship game vs. Missouri ... two receptions in BCS title game vs. Florida State ... Paul Hornung Award honor roll (Georgia) ... Touchdown reception in 2013 Georgia game received a 2014 ESPY nomination for Best Play

**2012:** True freshman wide receiver ... saw first collegiate action at Mississippi State ... made a pair of special teams tackles vs. ULM ... first career catch was a four-yard reception vs. Arkansas ... 11-yard reception from Wallace at Vanderbilt ... 21-yard reception vs. New Mexico State

**HIGH SCHOOL:** Versatile wide receiver from Miami Beach Senior High. High School Coach: Ralph Jimenez ... 27th-ranked wide receiver in the nation, 30th-ranked player from the state of Florida and the 183rd-ranked player in the nation according to Rivals.com ... ranked 29th at the wide receiver position nationally, 30th overall from the state of Florida and 180th nationally according to Scout.com ... No. 29 wide receiver nationally, No. 228 player overall nationally and No. 32 prospect from the state of Florida according to 247Sports.com ... 5th-ranked athlete nationally, 4th-ranked player from the state of Florida and 21st-ranked player nationally according to ESPN.com ... ranked 16th among athletes nationally on Maxpreps ... named an All-American, ranking 28th at the wide receiver position nationally and 23rd overall in the state of Florida by SuperPrep ... 66th on the Mobile Press-Register's Super Southeast 120 ... 31st on the Orlando Sentinel's Florida Top 100 ... four-star prospect according to Rivals, Scout, ESPN and 247Sports.com ... participated in 2012 Under Armour All-American Game ... had 23 receptions for 412 yards and four touchdowns, and rushed 66 times for 765 yards and 13 TDs ... also returned two punts and a kickoff for touchdowns.

**PERSONAL:** Birthday is March 23 ... son of Roland and Beatrice Louis ... Major: Communication

## LOUIS' CAREER RECEIVING STATS

YEAR	G/GS	NO	YDS	AVG	TD	LP/OPPONENT
2012	11/0	3	36	12.0	0	21/New Mexico St
2013	14/7	28	325	11.6	2	73/Georgia
2014	11/4	20	195	9.8	2	40/Kansas State
Totals	35/11	51	556	10.9	4	73/Georgia

## LOUIS' CAREER RUSHING STATS

YEAR	G/GS	NO	YDS	AVG	TD	LP/OPPONENT
2012	11/0	2	2	1.0	0	2/Texas A&M
2013	14/7	19	198	10.4	0	32/Georgia
2014	11/4	15	179	11.9	1	75/South Carolina
Totals	35/11	36	379	10.5	1	75/South Carolina



# Player Bios

## LOUIS' CAREER GAME HIGH STATS

Receptions .....	5	at LSU	9/21/13
Rec. Yards.....	131	Georgia	11/16/13
Rec. Long.....	73	Georgia	11/16/13
Rec. TDs.....	1	4x (last at K State)	9/18/14
Rush Attempts.....	5	2x (last vs. Mizzou/SEC)	12/7/13
Rush Yards.....	102	South Carolina	10/25/14
Rush Long.....	75	South Carolina	10/25/14
Rush TD.....	1	South Carolina	10/25/14
Kick Ret.....	2	3x (last at Miss. State)	10/11/14
Kick Ret Yds.....	50	at Miss. State	10/11/14
Kick Ret Lg.....	40	San José St.	9/6/14
AP Yards.....	197	Georgia	11/16/13
100-Yd Games.....	1	last: Georgia	11/16/13
100-Yd Rush.....	1	last: South Carolina	10/25/14
Career TDs.....	5		

## LOUIS' GAME-BY-GAME RECEIVING STATS

DATE	OPPONENT	REC	YDS	AVG	TD	TD REC
9/1/12	Clemson			DID NOT PLAY		
9/8/12	at Mississippi State	0	0	0.0	0	--
9/15/12	ULM	0	0	0.0	0	--
9/22/12	LSU	0	0	0.0	0	--
10/6/12	ARKANSAS	1	4	4.0	0	--
10/13/12	at Ole Miss	0	0	0.0	0	--
10/20/12	at Vanderbilt	1	11	11.0	0	--
10/27/12	TEXAS A&M	0	0	0.0	0	--
11/3/12	NEW MEXICO STATE	1	21	21.0	0	--
11/10/12	GEORGIA	0	0	0.0	0	--
11/17/12	ALABAMA A&M	0	0	0.0	0	--
11/24/12	at Alabama	0	0	0.0	0	--

DATE	OPPONENT	REC	YDS	AVG	TD	TD REC
8/31/13	WASHINGTON STATE	2	10	5.00	0	--
9/7/13	ARKANSAS STATE	1	-2	-2.00	0	--
9/14/13	MISSISSIPPI STATE	3	34	11.33	0	--
9/21/13	at LSU	5	24	4.80	0	--
10/5/13	OLE MISS	1	-2	-2.00	0	--
10/12/13	* WESTERN CAROLINA	3	53	17.67	1	46
10/19/13	at Texas A&M	1	21	21.00	0	--
10/26/13	* FLORIDA ATLANTIC	0	0	0.00	0	--
11/2/13	* at Arkansas	3	22	7.33	0	--
11/9/13	* at Tennessee	0	0	0.00	0	--
11/16/13	GEORGIA	4	131	32.75	1	73
11/30/13	* ALABAMA	2	-1	-0.50	0	--
12/7/13	* vs. Missouri (SEC)	1	7	7.00	0	--
1/6/14	* vs. Florida State (BCS)	2	28	14.00	0	--

DATE	OPPONENT	REC	YDS	AVG	TD	TD Yds
8/30/14	* ARKANSAS	1	3	3.0	0	--
9/6/14	SAN JOSÉ STATE	2	10	5.0	1	4
9/18/14	at Kansas State	3	55	18.3	1	40
9/27/14	* LOUISIANA TECH	3	26	8.7	0	--
10/4/14	LSU	1	4	4.0	0	--
10/11/14	at Mississippi State	2	23	11.5	0	--
10/25/14	* SOUTH CAROLINA	1	7	7.0	0	--
11/1/14	* at Ole Miss	2	7	3.5	0	--
11/8/14	TEXAS A&M	2	50	25.0	0	--
11/15/14	at Georgia	1	4	4.0	0	--
11/22/14	SAMFORD			DID NOT PLAY		
11/29/14	at Alabama	2	6	3.0	0	--

## LOUIS' GAME-BY-GAME RUSHING STATS

DATE	OPPONENT	ATT	YDS	Avg.	TD	TD Runs
8/31/13	WASHINGTON STATE	1	-5	-5.00	0	--
9/7/13	ARKANSAS STATE	0	0	0.00	0	--
9/14/13	MISSISSIPPI STATE	1	4	4.00	0	--
9/21/13	at LSU	1	2	2.00	0	--
10/5/13	OLE MISS	1	14	14.00	0	--
10/12/13	* WESTERN CAROLINA	2	41	20.50	0	--
10/19/13	at Texas A&M	2	30	15.00	0	--
10/26/13	* FLORIDA ATLANTIC	1	2	2.00	0	--
11/2/13	* at Arkansas	0	0	0.00	0	--
11/9/13	* at Tennessee	1	7	7.00	0	--
11/16/13	GEORGIA	5	66	13.20	0	--
11/30/13	* ALABAMA	0	0	0.00	0	--
12/7/13	* vs. Missouri (SEC)	0	0	0.00	0	--
1/6/14	* vs. Florida State (BCS)	1	-6	-6.00	0	--

DATE	OPPONENT	ATT	YDS	AVG	TD	TD Yds
8/30/14	* ARKANSAS	1	0	0.0	0	--
9/6/14	SAN JOSÉ STATE	0	0	0.0	0	--
9/18/14	at Kansas State	3	-3	-1.0	0	--
9/27/14	* LOUISIANA TECH	0	0	0.0	0	--
10/4/14	LSU	0	0	0.0	0	--
10/11/14	at Mississippi State	1	10	10.0	0	--
10/25/14	* SOUTH CAROLINA	3	102	34.0	1	75
11/1/14	* at Ole Miss	2	16	8.0	0	--
11/8/14	TEXAS A&M	4	50	12.5	0	--
11/15/14	at Georgia	1	4	4.0	0	--
11/22/14	SAMFORD			DID NOT PLAY		
11/29/14	at Alabama	0	0	0.0	0	--

## LOUIS' GAME-BY-GAME RETURN STATS

DATE	OPPONENT	PR/YDS	TD	KR/YDS	TD
8/30/14	* ARKANSAS	0/0	0	1/19	0
9/6/14	SAN JOSÉ STATE	0/0	0	2/45	0
9/18/14	at Kansas State	0/0	0	0/0	0
9/27/14	* LOUISIANA TECH	0/0	0	0/0	0
10/4/14	LSU	0/0	0	0/0	0
10/11/14	at Mississippi State	0/0	0	2/50	0
10/25/14	* SOUTH CAROLINA	0/0	0	0/0	0
11/1/14	* at Ole Miss	0/0	0	0/0	0
11/8/14	TEXAS A&M	0/0	0	1/15	0
11/15/14	at Georgia	0/0	0	2/42	0
11/22/14	SAMFORD			DID NOT PLAY	
11/29/14	at Alabama	0/0	0	0/0	0

# Player Bios



**NICK** #14  
**MARSHALL** QB  
 6-1 • 210 • Sr. • 1L  
 Pineview, Ga. (Garden City CC)  
 Public Administration

**2014:** Appeared in 12 games with 11 starts ... consensus preseason all-SEC quarterback ... Maxwell Award semifinalist ... 4,291 passing yards (8th at Auburn), 1,848 rushing yards (21st) in his career ... only third player in Auburn history to throw for 2,000 and rush for 1,000 ... eight career 100-yard rushing games ... six career 100 rush/100 pass games ... sixth place with 6,139 career yards of total offense ... with 32 career TD passes is sixth on the Auburn career list ... 55 career TD responsible for, third in school history ... school record 456 yards passing (27-43, 3 TD) at Alabama; his 505 yards total offense also set a school record ... 19-yd TD run vs. Arkansas in second-half action ... 10-19 passing for 101 yards and a TD, and 103 yards rushing scoring on a 27-yard run against San José State, his third career 100/100 game ... 231 yards passing (17-31) with 2 TD at Kansas State ... 105 rushing yards, 10-17 passing for 166 yards with TD tosses to Bray (2) and D'haquille Williams vs. Louisiana Tech, his first 3 TD pass game ... rushed for 119 yards and 2 TD, passed for 207 yards and 2 TD in LSU win ... 100 yards rushing, 209 passing with 2 TD passes at Mississippi State ... rushed for 3 TD, 89 yards vs. South Carolina; 12-14 passing for 139 yards, 1 TD ... season high 254 yards passing, 2 TD at Ole Miss; also rushed for 2 TD ... 219 passing, 31-yd TD pass to Bray, 2 rushing TD vs. Texas A&M ... 112 yards passing, 41 rushing at Georgia ... Manning Award Star of Week (LSU, South Carolina, Ole Miss) ... A-Day spring game offensive MVP ... preseason all-SEC first team (SEC media, Birmingham News, Athlon, Phil Steele, Lindy's, Sporting News, CFB Matrix) ... TD pass to Ricardo Louis in 2013 Georgia game won a 2014 ESPY nomination for Best Play ... Maxwell Award, Davey O'Brien Award, Walter Camp watch lists

**2013:** Junior college transfer who earned the starting quarterback job and did a masterful job with the Malzahn offense ... averaged 234.2 yards total offense per game ... 1,976 yards passing, 1,068 rushing for season with 26 touchdowns accounted for ... just the fourth QB in SEC history to rush for 1,000 yards in a season ... AP All-SEC honorable mention ... 10-17 passing for 147 yards against Arkansas State, with TD passes of 18 (Marcus Davis) and 68 (Sammie Coates) yards ... 339 yards passing vs. Mississippi State most ever by an Auburn QB in his SEC debut; 151 yards passing in first quarter ... game-winning TD pass to C.J. Uzomah for 11 yards with 0:10 remaining capped 88-yard, 12-play drive in 1:46 vs. Bulldogs; Marshall accounted for 85 of those yards himself (66 pass, 19 rush) ... 76-yard TD pass to Quan Bray vs. MSU was a career long ... 17-33 passing for 224 yards at LSU, with 46 yards rushing ... posted first 100-yard rushing game vs. Ole Miss with 140 yards on 14 carries, 2 TD ... did not play against Western Carolina ... 236 yards passing with 2 TD and rushed for 100 yards and 2 TDs at Texas A&M ... rushed for 73 yards and attempted only one pass (10-yd completion) vs. Florida Atlantic in only one quarter of action ... rushed for 59 yards and his 88-yard TD completion to Coates at Arkansas was third-longest pass play in AU history ... rushed for 214 yards, 2 TD in win at Tennessee, the third best rushing day ever by an AU QB ... most rushing yards posted by an SEC player in a game this season ... 15-26 passing for 229 yards with game-winning 73-yard TD pass to Ricardo Louis vs. Georgia ... rushed for 89 yards and 2 TD against the Bulldogs ... 99 yards rushing with a 45-yard TD run, and 11-16 passing with 2 TD against Alabama, leading another fourth-quarter comeback drive ... SEC offensive player of the week (Texas A&M, Tennessee, Alabama) ... 101 yards rushing with a 9-yd TD, 132 passing with a 38-yd TD in SEC Championship Game vs. Missouri ... passed for 217 yards in BCS title game, with TD tosses to Tre Mason (12 yds) and Melvin Ray (50 yds) ... also rushed for 45 yards and a score against Florida State ... Manning Award player of week (Tennessee) ... Lindy's all-newcomer team ... Pat Sullivan Award as Auburn's offensive MVP

**JUNIOR COLLEGE/HIGH SCHOOL:** Talented dual-threat quarterback from the junior college ranks ... passed for 3,142 yards, 18 TD and rushed for 1,095 yards, 19 TD for Coach Jeff Tatum at Garden City in 2012 ... No. 4 junior college QB by 247Sports ... played in 13 games at corner for Georgia in 2011 ... 2010 Georgia Sports Writers Association Class A Offensive Player of the Year for Coach Mark Ledford at Wilcox County ... Atlanta Journal-Constitution "Super 11" selection, Class A Offensive Player of the Year ... two-time Macon Telegraph Middle Georgia

Offensive Player of the Year... led Wilcox County to the Class A title as a junior ... set GHSA career record with 103 TD passes

**PERSONAL:** Major at Auburn: Public Administration ... birthday is June 30 ... son of Shalina Cliett

## MARSHALL'S CAREER PASSING STATS

YEAR	G/GS	CMP	ATT	PCT	YDS	INT	TD	LP/OPPONENT
2013	13/13	142	239	59.4	1976	6	14	88/Arkansas
2014	12/11	163	271	60.1	2315	7	18	68/Alabama
Totals	25/24	305	510	59.8	4291	13	32	88/Arkansas

## MARSHALL'S CAREER RUSHING STATS

YEAR	G/GS	NO	YDS	AVG	TD	LP/OPPONENT
2013	13/13	172	1068	6.2	12	62/Fla Atlantic
2014	12/11	146	780	5.3	11	49/San Jose State
Total	25/24	318	1848	5.8	23	62/Fla Atlantic

## MARSHALL'S CAREER GAME HIGH STATS

Completions .....	27	at Alabama	11/29/14
Pass Attempts.....	43	at Alabama	11/29/14
Pass Yards.....	456	at Alabama	11/29/14
Pass Yds (quarter) .....	203	Alabama (2nd quarter)	11/29/14
Pass TDs.....	3	2x (last at Alabama)	11/29/14
Interceptions.....	2	2x (last at Miss. State)	10/11/14
Pass Long .....	88	at Arkansas	11/2/13
Rush Attempts ...	20	at Texas A&M	10/19/13
Rush Yards.....	214	at Tennessee	9/14/13
Rush Long .....	62	Florida Atlantic	10/26/13
Rush TDs .....	2	7x (last vs. Texas A&M)	11/8/14
Receptions .....	1	2x (last vs. S. Carolina)	10/25/14
Rec. Yards.....	37	Mississippi State	9/14/13
Rec. Long .....	37	Mississippi State	9/14/13
AP Yards .....	214	at Tennessee	11/9/13
Total Yards .....	505	at Alabama	11/29/14
100-Yd Rush.....	8	last: at Miss. State	10/11/14
200-Yd Pass.....	11	last: at Alabama	11/29/14
300-Yd Pass.....	2	last: at Alabama	11/29/14
400-Yd Pass.....	1	at Alabama	11/29/14
100pass/100rush..	6	last: at Miss. State	10/11/14
200pass/100rush..	3	last: at Miss. State	10/11/14
Rush TDs .....	23		
Pass TDs.....	32		

## MARSHALL'S GAME-BY-GAME PASSING STATS

DATE	OPPONENT	CMP	ATT	YDS	INT	TD	TD Passes
8/31/13	* WASHINGTON STATE	10	19	99	0	0	
9/7/13	* ARKANSAS STATE	10	17	147	0	2	68, 18
9/14/13	* MISSISSIPPI STATE*	23	34	339	2	2	76, 12
9/21/13	* at LSU*	17	33	224	2	0	
10/5/13	* OLE MISS*	11	17	93	0	0	
10/12/13	* WESTERN CAROLINA	DID NOT PLAY					
10/19/13	* at Texas A&M*	11	23	203	0	2	13, 43
10/26/13	* FLORIDA ATLANTIC	1	1	10	0	0	
11/2/13	* at Arkansas*	7	8	118	0	1	88
11/9/13	* at Tennessee*	3	7	35	1	1	25
11/16/13	* GEORGIA*	15	26	229	0	1	73
11/30/13	* ALABAMA*	11	16	97	0	2	39
12/7/13	* vs. Missouri (SEC)	9	11	132	0	1	38
1/6/14	* vs. Florida State (BCS)	14	27	217	1	2	50
DATE	OPPONENT	CMP	ATT	YDS	INT	TD	TD Passes
8/30/14	ARKANSAS	4	6	50	0	0	--
9/6/14	* SAN JOSÉ STATE	10	19	101	0	1	4
9/18/14	* at Kansas State	17	31	231	1	2	40, 9
9/27/14	* LOUISIANA TECH	10	17	166	0	3	18, 37, 44
10/4/14	* LSU	14	22	207	0	2	56, 9
10/11/14	* at Mississippi State	17	35	209	2	2	9, 15
10/25/14	* SOUTH CAROLINA	12	14	139	0	3	1
11/1/14	* at Ole Miss	15	22	254	1	2	57, 17
11/8/14	* TEXAS A&M	15	21	219	0	1	31
11/15/14	* at Georgia	11	23	112	1	0	--
11/22/14	* SAMFORD	11	18	171	1	1	13
11/29/14	at Alabama						

# Player Bios

## MARSHALL'S GAME-BY-GAME RUSHING STATS

DATE	OPPONENT	ATT	YDS	Avg.	TD	TD Runs
8/31/13	* WASHINGTON STATE	9	27	3.00	0	--
9/7/13	* ARKANSAS STATE	8	53	6.63	0	--
9/14/13	* MISSISSIPPI STATE	10	22	2.20	0	--
9/21/13	* at LSU	14	46	3.29	0	--
10/5/13	* OLE MISS	14	140	10.00	2	5, 5
10/12/13	WESTERN CAROLINA			DID NOT PLAY		
10/19/13	* at Texas A&M	20	100	5.00	2	16, 13
10/26/13	* FLORIDA ATLANTIC	6	73	12.17	1	10
11/2/13	* at Arkansas	9	59	6.56	0	--
11/9/13	* at Tennessee	14	214	15.29	2	7, 38
11/16/13	* GEORGIA	19	89	4.68	2	6, 5
11/30/13	* ALABAMA	17	99	5.82	1	45
12/7/13	* vs. Missouri (SEC)	16	101	6.30	1	9
1/6/14	* vs. Florida State (BCS)	16	45	2.81	1	4

DATE	OPPONENT	ATT	YDS	AVG	TD	TD Yds
8/30/14	ARKANSAS	8	19	2.4	1	19
9/6/14	* SAN JOSÉ STATE	11	103	9.4	1	27
9/18/14	* at Kansas State	10	46	4.6	0	--
9/27/14	* LOUISIANA TECH	13	105	8.1	0	--
10/4/14	* LSU	16	119	7.4	2	7, 29
10/11/14	* at Mississippi State	17	100	5.9	0	--
10/25/14	* SOUTH CAROLINA	10	89	8.9	3	37, 4, 9
11/1/14	* at Ole Miss	10	50	5.0	2	2, 2
11/8/14	* TEXAS A&M	18	67	3.7	2	1, 6
11/15/14	* at Georgia	9	41	4.6	0	--
11/22/14	* SAMFORD	11	-8	0.0	0	--
11/29/14	at Alabama					



**TRAY MATTHEWS** #39  
DB  
6-1 • 192 • So. • TR  
Newnan, Ga. (Georgia)  
Communication

**2014:** Redshirted due to NCAA transfer regulations

**2013 (at Georgia):** Appeared in eight games, making six starts ... tallied 36 tackles, one interception and one forced fumble in his freshman season ... 12 tackles (10 solo) at No. 7 Auburn ... tallied six tackles, including four solo, vs. No. 6 LSU ... two tackles and an interception vs. North Texas ... then-career-high eight tackles at No. 8 Clemson

**HIGH SCHOOL:** High school coach: Mike McDonald ... PrepStar Dream Team 150 ... Rivals, Scout.com, 247 Sports and ESPN four-star prospect ... 2012 Georgia Sports Writers Association All-State Class 6A first-team defense ... 2012 Atlanta Journal-Constitution All-State Class 6A defense ... 6th-ranked prospect in Georgia, No. 7 safety in the nation by Rivals.com ... No. 10 safety in the nation in ESPN's Top 150 ... 247Sports.com No.13 safety in the country, No. 9 player in Georgia ... Fox Sports NEXT No. 9 safety ... recorded 51 tackles including 2.0 tackles for loss, 528 yards receiving and 42 yards rushing in his senior season at Newnan ... 2013 Army All-American Bowl and Junior Bowl participant ... also a basketball letterman

**PERSONAL:** Birthday is October 18 ... son of Carlos and Sonya Matthews ... has two siblings, Thaddeus and Ayana ... Major at Auburn: Communication



**DUNCAN MCKINNEY** #64  
K  
5-11 • 182 • Jr. • SQ  
Florence, Ala. (Florence)  
Entrepreneurship

**2014:** Did not see action

**2013:** Did not see playing time for the SEC Champions ... SEC Academic Honor Roll

**2012:** Did not see varsity action for Auburn

**HIGH SCHOOL:** Coach: Alvin Briggs ... holds Florence High kicking records for points in a game, season and career ... ASWA special teams player of week ... Florence Times Daily player of week ... team top scholar and special teams MVP ... team captain in soccer and defensive MVP ... Eagle Scout, Student Council, Fellowship of Christian Athletes, Spanish National Honor Society, Alabama Boys' State delegate, Skills USA, chorus and show choir

**PERSONAL:** Birthday is September 3 ... son of Chester Jr. and Jenny McKinney ... dad was a football walk-on at Auburn ... has one older brother, Chet ... active in campus student government ... member of Lambda Chi Alpha fraternity



**CASSANOVA MCKINZY** #8  
LB  
6-3 • 249 • Jr. • 2L  
Birmingham, Ala. (Woodlawn)  
Interdisciplinary Studies

**2014:** Saw action in all 12 games with 11 starts ... 180 career tackles ... six tackles, sack, two TFL and forced an Arkansas fumble ... team-best 10 tackles vs. San José State ... four tackles at Kansas State ... team-best nine tackles, TFL vs. Louisiana Tech; left that game with a possible concussion ... team-best six tackles vs. LSU ... five tackles and a TFL at Mississippi State ... interception, six tackles, 2.5 TFL against South Carolina ... fumble recovery in the endzone in the last minute of the game, six tackles, 1.5 TFL at Ole Miss ... team-best 12 tackles vs. Texas A&M, with a TFL and two QB hurries ... team-best nine tackles, one TFL at Georgia ... seven tackles vs. Samford ... two solo stops at Alabama ... Preseason all-SEC third team (SEC media, Athlon); fourth team (Phil Steele)

**2013:** Starter at will linebacker ... led the team in tackles (75), the first underclassman to do so since 2008 ... 8.0 TFL, 2.0 sacks for season ... eight tackles against Arkansas State ... team-best eight tackles, 1.5 sacks (-5), 2.5 TFL at LSU ... two tackles, TFL, QB hurry before a neck stinger forced him out of the Ole Miss game ... solo tackle against Western Carolina ... four tackles at Texas A&M ... four tackles and a TFL against Florida Atlantic ... first career interception and seven tackles at Arkansas ... led team with 10 tackles in Tennessee win ... four tackles, TFL against Georgia ... three tackles, TFL in win over Alabama ... team-high 10 tackles in SEC Championship Game vs. No. 5 Missouri ... led Auburn with nine tackles in BCS title game ... SEC Academic Honor Roll ... Mike Kolen Award as Auburn's leading tackler

**2012:** True freshman who became a contributor at middle linebacker ... saw first action vs. ULM ... made first career start at Vanderbilt, recording 12 tackles, second-best for an AU player in his first start since 2004 ... also forced and recovered a Commodore fumble ... pair of tackles vs. Texas A&M ... team-high seven tackles as a starter against Georgia

**HIGH SCHOOL:** Linebacker from Woodlawn High in Birmingham ... High School Coach: Bruce Breland ... 19th-ranked outside linebacker nationally, ninth-ranked player from the state of Alabama and 245th-ranked player in the country according to Rivals.com ... ranked 10th at the middle linebacker position nationally, 11th overall in the state of Alabama and 260th nationally according to Scout.com ... No. 22-ranked outside linebacker nationally, 10th-ranked player from the state



# Player Bios

of Alabama and 205th-ranked player in the country by 247Sports.com ... ranked 31st at outside linebacker nationally and 15th-ranked player from the state of Alabama according to ESPN.com ... named an All-American as No. 5-ranked prospect from Alabama and No. 15 nationally among linebackers according to SuperPrep ... ranked 10th on the Birmingham News' list of 2012 Super Seniors ... ranked 89th on the Mobile Press-Register's Super Southeast 120 ... selected to the ESPN All-Alabama Football Team prior to his senior season ... honorable mention 5A Alabama Sports Writers Association All-State team ... four-star prospect according to Rivals, Scout, ESPN and 247Sports.com ... participated in the 2012 Offense-Defense All-American Game ... recorded 113 tackles (with 21 TFL) plus one sack, one forced fumble and one INT (returned for a TD) in his senior season

**PERSONAL:** Birthday is November 17 ... son of Joann Brown and Charles Drake ... Major: Public Administration

## MCKINZY'S CAREER DEFENSIVE STATS

YEAR	G/GS	TT	UT	AT	TFL-YDS	OBS-YDS	FF/FR	PD	I/YDS
2012	7/2	23	13	10	0.5-1	0.0-0	1/1	0	0/0
2013	14/14	75	43	32	8.0-21	2.0-8	0/0	1	1/0
2014	12/11	82	54	28	10.0-27	1.5-11	1/1	1	1/1
Totals	34/27	180	110	70	18.5-49	3.5-19	2/2	2	2/1

## MCKINZY'S CAREER GAME HIGH STATS

Tackles.....	12	2x (last vs. Texas A&M)	11/8/14
Sacks.....	1.5	at LSU	9/21/13
TFL.....	2.5	2x (last vs. S. Carolina)	10/25/14
FF.....	1	Arkansas	8/30/14
FR.....	1	2x (last at Ole Miss)	11/1/14
INT.....	1	2x (last vs. S. Carolina)	10/25/14

## MCKINZY'S GAME-BY-GAME DEFENSIVE STATS

DATE	OPPONENT	TT	UT	AT	FF/FR	INT-YDS
9/1/12	Clemson				DID NOT PLAY	
9/8/12	at Mississippi State				DID NOT PLAY	
9/15/12	ULM	0	0	0	0/0	0-0
9/22/12	LSU	0	0	0	0/0	0-0
10/6/12	ARKANSAS	1	0	1	0/0	0-0
10/13/12	at Ole Miss				DID NOT PLAY	
10/20/12	* at Vanderbilt	12	7	5	1/1	0-0
10/27/12	TEXAS A&M	2	1	1	0/0	0-0
11/3/12	NEW MEXICO STATE	1	1	0	0/0	0-0
11/10/12	* GEORGIA	7	4	3	0/0	0-0
11/17/12	ALABAMA A&M				DID NOT PLAY	
11/24/12	at Alabama				DID NOT PLAY	

DATE	OPPONENT	TT	UT	AT	FF/FR	INT-YDS
8/31/13	* WASHINGTON STATE	2	2	0	0/0	0-0
9/7/13	* ARKANSAS STATE	8	5	3	0/0	0-0
9/14/13	* MISSISSIPPI STATE*	3	0	3	0/0	0-0
9/21/13	* at LSU*	8	4	4	0/0	0-0
10/5/13	* OLE MISS*	2	1	1	0/0	0-0
10/12/13	* WESTERN CAROLINA	1	1	0	0/0	0-0
10/19/13	* at Texas A&M*	4	3	1	0/0	0-0
10/26/13	* FLORIDA ATLANTIC	4	2	2	0/0	0-0
11/2/13	* at Arkansas*	7	4	3	0/0	1-0
11/9/13	* at Tennessee*	10	6	4	0/0	0-0
11/16/13	* GEORGIA*	4	3	1	0/0	0-0
11/30/13	* ALABAMA*	3	1	2	0/0	0-0
12/7/13	* vs. Missouri (SEC)	10	6	4	0/0	0-0
1/6/14	* vs. Florida State (BCS)	9	5	4	0/0	0-0

DATE	OPPONENT	TT	UT	AT	TFL-YDS	OBS-YDS
8/30/14	* ARKANSAS	6	4	2	2.0-13	1.0-7
9/6/14	* SAN JOSE STATE	10	6	4	0.0-0	0.0-0
9/18/14	* at Kansas State	4	4	0	0.0-0	0.0-0
9/27/14	* LOUISIANA TECH	9	5	4	1.0-1	0.0-0
10/4/14	LSU	6	4	2	0.0-0	0.0-0
10/11/14	* at Mississippi State	5	3	2	1.0-1	0.0-0
10/25/14	* SOUTH CAROLINA	6	4	2	2.5-3	0.0-0
11/1/14	* at Ole Miss	6	3	3	1.5-6	0.5-4
11/8/14	* TEXAS A&M	12	7	5	0.5-2	0.0-0
11/15/14	* at Georgia	9	8	1	1.0-1	0.0-0
11/22/14	* SAMFORD	7	4	3	0.5-1	0.0-0
11/29/14	* at Alabama	2	2	0	0.0-0	0.0-0



**KAMRYN**

**#37**

**MELTON**

**DB**

5-10 • 182 • So. • SQ

Dothan, Ala. (Dothan)

Pre-Business & Marketing

**2014:** Did not see action

**2013:** Saw action in three games for the SEC Champions before suffering knee injury

**HIGH SCHOOL:** Tremendous in-state cornerback prospect from Dothan ... recorded 64 tackles, two interceptions, eight PBU as a senior for Coach Kelvis White ... 63 tackles, seven PBU as a junior ... forced two turnovers in Alabama-Mississippi All-Star Game ... AL.com Top 15 A-List ... No. 35-ranked corner by Rivals ... No. 47 by Scout ... No. 20 prospect in Alabama, No. 48 DB by 247Sports ... Dothan Eagle Super 12

**PERSONAL:** Birthday is November 25 ... Major at Auburn: Pre-Business and Marketing Education ... son of Zann Melton and James Melton



**PATRICK**

**#51**

**MILLER**

**OL**

6-7 • 289 • Jr. • 2L

Palm Beach, Fla. (Dwyer)

History

**2014:** Played in seven games with five starts at right tackle ... started the first four games ... returned as started at right tackle against Alabama ... did not see snaps against LSU, Mississippi State, South Carolina, Ole Miss and Georgia

**2013:** Returning starter at right offensive tackle ... starter in first five games ... did not see action against Ole Miss, Western Carolina, Texas A&M and Florida Atlantic ... limited snaps at Arkansas, Tennessee

**2012:** Began true freshman season as backup to Avery Young at right tackle but became a starter ... nine career starts ... saw first career action vs. ULM ... earned first career start vs. LSU at right tackle... enrolled at Auburn in January and participated in spring drills

**HIGH SCHOOL:** High School Coach: Jack Daniels ... No. 24-ranked offensive tackle nationally, 36th ranked player from the state of Florida and 225th ranked player in the country according to Rivals.com ... ranked 30th among offensive tackles nationally, 31st ranked prospect from the state of Florida and 237th ranked prospect in the country according to Scout.com ... ranked 13th best offensive tackle in the country, ranked 22nd overall from the state of Florida and ranked 133rd nationally according to 247Sports.com ... 23rd-ranked offensive tackle nationally and 38th ranked player from the state of Florida according to ESPN.com ... 24th-ranked prospect from the state of Florida according to SuperPrep ... No. 59 on the Mobile Press-Register's Super Southeast 120 ... ranked 49th on the Orlando Sentinel's Florida Top 100

**PERSONAL:** Birthday is March 30 ... son of Tom and Catalina Miller ... Major: History

# Player Bios



**JONATHON** #6  
**MINCY** DB  
 5-10 • 196 • Sr. • 3L  
 Decatur, Ga. (Southwest DeKalb)  
 Public Administration

**2014:** Veteran corner with 40 career starts ... Played in 12 games with 11 starts ... 204 career tackles ... second team All-SEC ... team-best seven tackles vs. Arkansas ... 13-yard sack, two TFL, seven total tackles in the San José State win ... seven tackles, PBU vs. Louisiana Tech ... TFL, sack and four tackles vs. LSU ... three tackles at Mississippi State ... seven tackles, PBU, TFL vs. South Carolina ... four tackles, PBU at Ole Miss ... three solo stops vs. Texas A&M ... five tackles at Alabama ... Phil Steele mid-season all-SEC second team ... preseason all-SEC second team (Birmingham News, Phil Steele, CFB Matrix); third team (SEC media, Lindy's); fourth team (Athlon) ... December 2014 graduate with master's degree

**2013:** Third-year starter at cornerback ... 56 tackles for season ... eight solo tackles against Washington State ... six tackles against Mississippi State ... four solo tackles at LSU ... three tackles and a pass deflection in the win over Ole Miss ... 10-yard interception against Western Carolina ... seven tackles, two PBU at Texas A&M ... two solo stops vs. Florida Atlantic ... team-high nine tackles at Arkansas ... four solo stops in Tennessee win ... four tackles in win over Alabama ... five tackles, TFL in SEC Championship Game ... December, 2013, graduate in public administration ... SASS academic achievement award

**2012:** Cornerback who moved into a starting role ... saw early action primarily in the nickel package ... 15 career starts ... four tackles in opener vs. Clemson ... forced a Mississippi State fumble ... seven tackles in the victory over ULM ... starter vs. LSU, making five tackles ... leading tackler against Arkansas with 8 stops and a TFL ... 12-yard sack and five solo stops at Ole Miss ... seven tackles, a TFL and a PBU at Vanderbilt ... six tackles with a TFL vs. Texas A&M ... five solo tackles against Georgia ... five stops at Alabama

**2011:** Appeared in 13 games with four starts ... tallied 29 tackles, good for 12th on team ... 26 of his 29 tackles were solo stops ... had two pass breakups and one fumble recovery on season ... saw action in the opener against Utah State ... recorded three tackles vs. Mississippi State in increased playing time ... saw extensive action at corner against Clemson ... totaled a career-high five tackles, including four solo stops ... made his first career start against Florida Atlantic, posting two tackles ... started for the second consecutive week at South Carolina ... totaled one tackle and recovered a fumble ... one tackle and one breakup at Arkansas ... started against Samford and recorded two tackles and a deflection ... third on the team with career-high six tackles against Alabama ... equalled career-best with six stops in Chick-fil-A bowl victory over Virginia

**2010:** Redshirted for the National Champions

**HIGH SCHOOL:** High School Coach: Buck Godfrey ... No. 29 cornerback is ranked by ESPN.com/Scouts, Inc. ... ranked 27th on the Atlanta Journal-Constitution Top 50 ... rated as the No. 38 cornerback in the nation and the No. 35 player in Georgia by Rivals.com ... No. 65-ranked cornerback by Scout.com ... ranked as the No. 32 player in Georgia by SuperPrep ... named to the All-Southeast Region team by PrepStar ... played in the 2009 Georgia Athletic Coaches Association North-South All-Star Football Classic and the DeKalb County All-Star Game ... honorable mention 2009 4A All-State ... named to the All-Region 6-A AAAA in 2008 ... had 58 tackles and five interceptions as a junior in 2008

**PERSONAL:** Birthday is September 5 ... son of Sonya Mincy ... December, 2013, graduate in Public Administration ... completed master's degree in Adult Education in December 2014 ... co-host of 2013 AUSPYs, campus-wide student-athlete awards show

## MINCY'S CAREER DEFENSIVE STATS

YEAR	G/GS	TT	UT	AT	TFL-YDS	QBS-YDS	FF/FR	PD	I/YDS
2011	13/4	29	26	3	0.0-0	0.0-0	0/1	2	0/0
2012	12/11	57	41	16	4.0-26	1.0-12	1/0	1	0/0
2013	14/14	56	45	11	1.0-3	0.0-0	0/0	14	1/10
2014	12/11	63	51	12	5.5-24	1.5-15	0/0	9	1/0
Totals	51/40	205	163	42	10.5-53	2.5-27	1/1	30	2/10

## MINCY'S CAREER GAME HIGH STATS

Tackles	9	at Arkansas	11/2/13
Interceptions	1	2x (last vs. Samford)	11/22/14
PBU	3	Washington St.	8/31/13
FF	1	at Mississippi State	9/8/12
FR	1	at South Carolina	10/1/11
TFL	2.0	San José St.	9/6/14
Sacks	1.0	2x (last vs. San José St.)	9/6/14

## MINCY'S GAME-BY-GAME DEFENSIVE STATS

DATE	OPPONENT	TT	UT	AT	PD	INT-YDS
9/3/11	UTAH STATE	0	0	0	0	0-0
9/10/11	MISSISSIPPI STATE	3	3	0	0	0-0
9/17/11	at Clemson	5	4	1	0	0-0
9/24/11	* FLORIDA ATLANTIC	2	0	2	0	0-0
10/1/11	* at South Carolina	1	1	0	0	0-0
10/8/11	at Arkansas	1	1	0	1	0-0
10/15/11	FLORIDA	1	1	0	0	0-0
10/22/11	at LSU	1	1	0	0	0-0
10/29/11	OLE MISS	1	1	0	0	0-0
11/12/11	at Georgia	0	0	0	0	0-0
11/19/11	* SAMFORD	2	2	0	1	0-0
11/26/11	ALABAMA	6	6	0	0	0-0
12/31/11	* Virginia (Chick-fil-A)	6	6	0	0	0-0

DATE	OPPONENT	TT	UT	AT	PD	INT-YDS
9/1/12	Clemson	4	3	1	0	0-0
9/8/12	* at Mississippi State	3	2	1	0	0-0
9/15/12	* ULM	7	5	2	0	0-0
9/22/12	* LSU	5	4	1	1	0-0
10/6/12	* ARKANSAS	8	3	5	0	0-0
10/13/12	* at Ole Miss	5	5	0	0	0-0
10/20/12	at Vanderbilt	7	4	3	1	0-0
10/27/12	* TEXAS A&M	6	5	1	1	0-0
11/3/12	* NEW MEXICO STATE	1	1	0	1	0-0
11/10/12	* GEORGIA	5	5	0	0	0-0
11/17/12	* ALABAMA A&M	1	1	0	0	0-0
11/24/12	* at Alabama	5	3	2	0	0-0

DATE	OPPONENT	TT	UT	AT	PD	INT-YDS
8/31/13	* WASHINGTON STATE	8	0	8	3	0-0
9/7/13	* ARKANSAS STATE	1	1	0	0	0-0
9/14/13	* MISSISSIPPI STATE*	6	4	2	2	0-0
9/21/13	* at LSU*	4	4	9	1	0-0
10/5/13	* OLE MISS*	3	2	1	1	0-0
10/12/13	* WESTERN CAROLINA	1	0	1	0	1-10
10/19/13	* at Texas A&M*	7	5	2	2	0-0
10/26/13	* FLORIDA ATLANTIC	2	2	0	0	0-0
11/2/13	* at Arkansas*	9	7	2	1	0-0
11/9/13	* at Tennessee*	4	4	0	0	0-0
11/16/13	* GEORGIA*	0	0	0	0	0-0
11/30/13	* ALABAMA*	4	2	2	1	0-0
12/7/13	* vs. Missouri (SEC)	5	4	1	1	0-0
1/6/14	* vs. Florida State (BCS)	2	2	0	2	0-0

DATE	OPPONENT	TT	UT	AT	PD	INT-YDS
8/30/14	ARKANSAS	7	6	1	0	0-0
9/6/14	* SAN JOSÉ STATE	7	7	0	0	0-0
9/18/14	* at Kansas State	6	5	1	0	0-0
9/27/14	* LOUISIANA TECH	7	6	1	2	0-0
10/4/14	* LSU	4	2	2	2	0-0
10/11/14	* at Mississippi State	3	2	1	2	0-0
10/25/14	* SOUTH CAROLINA	7	7	0	1	0-0
11/1/14	* at Ole Miss	4	1	3	1	0-0
11/8/14	* TEXAS A&M	3	3	0	0	0-0
11/15/14	* at Georgia	4	3	1	0	0-0
11/22/14	* SAMFORD	6	5	1	0	1-0
11/29/14	at Alabama					

# Player Bios



**JAVIERE MITCHELL** #16  
**LB**  
 6-2 • 210 • So. • 1L  
 Leeds, Ala. (Leeds)  
 Fitness, Conditioning & Performance

**2014:** Played in all 12 games, primarily on special teams  
**2013:** Reserve linebacker who contributed on every special teams unit ... pair of tackles against Arkansas State ... five tackles against Florida Atlantic ... recovered an onside kick and had two goal-line tackles at Arkansas ... stops came on third and fourth down to force the Razorbacks into a turnover on downs ... missed BCS title game with injury  
**2012:** Did not see varsity action for the Tigers while redshirting ... enrolled at Auburn in January but could not fully participate in spring drills recovering from injury  
**HIGH SCHOOL:** High School Coach: Keith Etheredge ... 25th-ranked outside linebacker nationally and 12th-ranked player from the state of Alabama according to Rivals.com ... ranked 17th in the state of Alabama according to Scout.com ... ranked 48th at the outside linebacker position nationally and 16th overall in the state of Alabama by 247Sports.com ... ranked 82nd nationally at outside linebacker and 33rd overall from the state of Alabama by ESPN.com ... 17th-ranked player from the state of Alabama according to SuperPrep ... member of the ESPN All-Alabama Football Team prior to his senior season ... selected to the 3A Alabama Sports Writers Association All-State team as a junior and a senior ... No. 4 on the Birmingham News' list of Alabama's 2012 Super Seniors  
**PERSONAL:** Birthday is December 22 ... grandparents are Ernest and Mary Mitchell ... Major: Fitness, Conditioning and Performance

### MITCHELL'S CAREER DEFENSIVE STATS

YEAR	G/GS	TT	UT	AT	TFL-YDS	OBS-YDS	FF/FR	PD	I/YDS
2013	13/0	13	8	5	1.0-1	0.0-0	0/0	0	0/0
2014	12/0	13	6	7	0.0-0	0.0-0	0/0	0	0/0
Totals	25/0	26	14	12	1.0-1	0.0-0	0/0	0	0/0

### MITCHELL'S CAREER GAME HIGH STATS

Tackles.....5 Florida Atlantic

10/26/13

### MITCHELL'S GAME-BY-GAME DEFENSIVE STATS

DATE	OPPONENT	TT	UT	AT	PD	INT-YDS
8/31/13	WASHINGTON STATE	0	0	0	0.0-0	0.0-0
9/7/13	ARKANSAS STATE	2	0	2	0.0-0	0.0-0
9/14/13	MISSISSIPPI STATE*	0	0	0	0.0-0	0.0-0
9/21/13	at LSU*	0	0	0	0.0-0	0.0-0
10/5/13	OLE MISS*	0	0	0	0.0-0	0.0-0
10/12/13	WESTERN CAROLINA	1	1	0	0.0-0	0.0-0
10/19/13	at Texas A&M*	1	1	0	0.0-0	0.0-0
10/26/13	FLORIDA ATLANTIC	5	3	2	0.0-0	0.0-0
11/2/13	at Arkansas*	2	2	0	1.0-1	0.0-0
11/9/13	at Tennessee*	0	0	0	0.0-0	0.0-0
11/16/13	GEORGIA*	0	0	0	0.0-0	0.0-0
11/30/13	ALABAMA*	1	0	1	0.0-0	0.0-0
12/7/13	vs. Missouri (SEC)	1	1	0	0.0-0	0.0-0
1/6/14	vs. Florida State (BCS)				DID NOT PLAY	

DATE	OPPONENT	TT	UT	AT	PD	INT-YDS
8/30/14	ARKANSAS	1	1	0	0	0-0
9/6/14	SAN JOSÉ STATE	0	0	0	0	0-0
9/18/14	at Kansas State	0	0	0	0	0-0
9/27/14	LOUISIANA TECH	2	0	2	0	0-0
10/4/14	LSU	2	1	1	0	0-0
10/11/14	at Mississippi State	1	0	1	0	0-0
10/25/14	SOUTH CAROLINA	0	0	0	0	0-0
11/1/14	at Ole Miss	2	1	1	0	0-0
11/8/14	TEXAS A&M	1	0	1	0	0-0
11/15/14	at Georgia	1	1	0	0	0-0
11/22/14	SAMFORD	1	1	0	0	0-0
11/29/14	at Alabama	2	1	1	0	0-0



**DEON MIX** #75  
**OL**  
 6-4 • 298 • RFr. • RS  
 Batesville, Miss. (South Panola)  
 Pre-Business

**2014:** Played in two games on the offensive line ... Saw first snaps of career against San Jose State ... Also played against Louisiana Tech  
**2013:** Did not see varsity action while redshirting for the SEC Champions  
**HIGH SCHOOL:** Versatile, physical offensive guard prospect ... first team all-state for Coach Lance Pogue ... U.S. Army All-American Bowl ... PrepStar All-America ... ranked No. 39 by Scout ... No. 5 player in Mississippi, No. 15 OL by Rivals ... No. 10 in Mississippi, No. 35 OG by 247Sports ... Clarion-Ledger Dandy Dozen ... MaxPreps Mississippi Fab Five  
**PERSONAL:** Birthday is December 29 ... Major at Auburn: Pre-Business ... son of Shonda Hervey



**DERRICK MONCRIEF** #24  
**DB**  
 6-2 • 218 • Jr. • JC  
 Prattville, Ala. (Mississippi Gulf Coast CC)  
 Public Administration

**2014:** Played in all 12 games, with one start ... solo tackle against Arkansas ... two assists at Kansas State ... solo stop vs. Louisiana Tech ... three tackles vs. LSU ... three tackles vs. South Carolina ... first start came at Ole Miss; forced a fumble and recorded six tackles vs. the Rebels ... two tackles vs. Texas A&M  
**JUNIOR COLLEGE/HIGH SCHOOL:** Physical safety who can cover ground and get to the ball ... enrolled at Auburn in January ... 66 tackles, 3 interceptions over two seasons for coaches Steve Campbell and Chad Huff ... 77 tackles, 4 interceptions as a senior at Prattville High for Coach Jamey DuBose ... ASWA Super 12, second team all-state ... also a basketball letterman ... 247sports No. 1 JUCO safety, No. 11 overall ... Rivals No. 16 JUCO prospect ... PrepStar JUCO All-America  
**PERSONAL:** Birthday is June 25 ... son of Erica Taylor and Derrick Moncrief ... has six siblings: Dekendrick (plays at Waldorf University), Quay, Kadeja, Alex, Shanna and Jaela ... Major at Auburn: Public Administration

### MONCRIEF'S CAREER DEFENSIVE STATS

YEAR	G/GS	TT	UT	AT	TFL-YDS	OBS-YDS	FF/FR	PD	I/YDS
2014	12/1	21	11	10	0-0	0-0	1/0	0	0/0

### MONCRIEF'S CAREER GAME HIGH STATS

Tackles.....6 at Ole Miss 11/1/14  
 FF.....1 at Ole Miss 11/1/14

### MONCRIEF'S GAME-BY-GAME DEFENSIVE STATS

DATE	OPPONENT	TT	UT	AT	PD	INT-YDS
8/30/14	ARKANSAS	1	1	0	0	0-0
9/6/14	SAN JOSÉ STATE	0	0	0	0	0-0
9/18/14	at Kansas State	2	0	2	0	0-0
9/27/14	LOUISIANA TECH	1	1	0	0	0-0
10/4/14	LSU	3	1	2	0	0-0
10/11/14	at Mississippi State	1	0	1	0	0-0
10/25/14	SOUTH CAROLINA	3	2	1	0	0-0
11/1/14	* at Ole Miss	6	4	2	0	0-0
11/8/14	TEXAS A&M	2	1	1	0	0-0
11/15/14	at Georgia	1	0	1	0	0-0
11/22/14	SAMFORD	1	1	0	0	0-0
11/29/14	at Alabama	0	0	0	0	0-0



# Player Bios



**LADARIUS** #10  
**OWENS** DE  
 6-2 • 259 • Sr. • 3L  
 Bessemer, Ala. (Jess Lanier)  
 Communication

**2014:** Experienced defensive end who appeared in all 12 games ... started against Kansas State and Louisiana Tech ... PBU and QB hurry vs. Arkansas ... pair of stops against San José State ... TFL in a start at Kansas State ... two tackles at Mississippi State ... four tackles, TFL at Ole Miss ... three tackles vs. Texas A&M ... recorded three stops at Georgia ... two tackles, three QB hurries vs. Samford ... solo tackle at Alabama ... selected to NFLPA Collegiate Bowl

**2013:** Defensive end who earned a starting role ... 28 tackles, 4.5 TFL for season ... first college start came against Washington State ... eight tackles, with a 7-yard sack and two TFL, against Arkansas State ... five tackles, TFL, two QB hurries against Ole Miss ... 13-yard sack at Texas A&M ... two tackles in Tennessee win ... two QB hurries in SEC Championship Game ... two tackles, 0.5 sack in BCS title game vs. Florida State

**2012:** Played behind Corey Lemonier at defensive end ... TFL at Ole Miss ... pair of stops and a TFL vs. New Mexico State ... two solo tackles against Georgia ... three tackles, 1.5 TFL against Alabama A&M

**2011:** Played in six games ... nine tackles, 2.5 TFL (-8) on season ... recorded one tackle against Mississippi State ... posted three tackles, a TFL and a QB hurry against FAU ... made a pair of stops and added a sack as part of 1.5 TFL in win over South Carolina ... two tackles at Arkansas ... missed five games after suffering an injury at Arkansas ... returned to action against Alabama ... one tackle against Virginia in Chick-fil-A Bowl

**2010:** Redshirted for the National Champions

**HIGH SCHOOL:** Coach: Billy Woodham ... 128th on the Rivals.com Rivals250 ... No. 8-ranked outside linebacker and No. 4 player in Alabama by Rivals.com ... ranked No. 138 in the ESPNU 150 ... No. 14-rated defensive end by ESPN.com/Scouts Inc. ... No. 17-rated outside linebacker by Scout.com ... named an All-American, the No. 7 linebacker and the No. 4 player in Alabama by SuperPrep ... PrepStar All-America team ... 2009 EA SPORTS Third-Team All-American ... 2010 Under Armour All-American game ... 2009 Alabama-Mississippi All-Star game participant and had two sacks in the game ... honorable mention selection to the Class 6A All-State Team by the Alabama Sports Writers Association as a senior and junior ... No. 4 on the Mobile Press-Register's 2009 Elite 18 ... No. 13 on the Birmingham News' list of the Alabama Super Seniors ... No. 46 on the Mobile Press-Register's Super Southeast 120 ... honorable mention Orlando Sentinel 2009 All-Southern football team ... finished senior season with 80 tackles, 20.5 sacks and two forced fumbles ... recorded 92 tackles and 18 sacks as a junior

**PERSONAL:** Birthday is September 18 ... son of Ora Owens ... his uncle James Owens was the first black scholarship football player at Auburn ... Major: Communication ... received his bachelor's degree in May, 2014 ... a contributing writer to AuburnTigers.com and the football game program

## OWENS' CAREER DEFENSIVE STATS

YEAR	G/GS	TT	UT	AT	TFL-YDS	QBS-YDS	FF/FR	PD	QBH
2011	6/0	9	5	4	2.5-8	1.0-6	0/0	0	1
2012	12/0	12	7	5	3.0-9	0.0-0	0/0	0	1
2013	14/12	30	12	18	5.0-25	2.5-22	0/0	0	11
2014	12/2	19	7	12	1.0-3	0.0-0	0/0	1	2
Totals	43/14	69	30	39	11.5-45	3.5-28	0/0	1	15

## OWENS' CAREER GAME HIGH STATS

Tackles.....	8	Arkansas State	9/7/13
TFL.....	2.0	Arkansas State	9/7/13
Sacks.....	1.0	3x (last at Texas A&M)	10/19/13
PBU.....	1	Arkansas	8/30/14

## OWENS' GAME-BY-GAME DEFENSIVE STATS

DATE	OPPONENT	TT	UT	AT	TFL-YDS	QBS-YDS
9/3/11	UTAH STATE				DID NOT PLAY	
9/10/11	MISSISSIPPI STATE	1	0	1	0.0-0	0.0-0
9/17/11	at Clemson				DID NOT PLAY	
9/24/11	FLORIDA ATLANTIC	3	2	1	1.0-1	0.0-0
10/1/11	at South Carolina	2	1	1	1.5-7	1.0-6
10/8/11	at Arkansas	2	1	1	0.0-0	0.0-0
10/15/11	FLORIDA				DID NOT PLAY	
10/22/11	at LSU				DID NOT PLAY	
10/29/11	OLE MISS				DID NOT PLAY	
11/12/11	at Georgia				DID NOT PLAY	
11/19/11	SAMFORD				DID NOT PLAY	
11/26/11	ALABAMA	0	0	0	0.0-0	0.0-0
12/31/11	Virginia (Chick-fil-A)	1	1	0	0.0-0	0.0-0

DATE	OPPONENT	TT	UT	AT	TFL-YDS	QBS-YDS
9/1/12	Clemson	0	0	0	0.0-0	0.0-0
9/8/12	at Mississippi State	1	1	0	0.0-0	0.0-0
9/15/12	ULM	1	0	1	0.0-0	0.0-0
9/22/12	LSU	0	0	0	0.0-0	0.0-0
10/6/12	ARKANSAS	0	0	0	0.0-0	0.0-0
10/13/12	at Ole Miss	1	0	1	0.5-1	0.0-0
10/20/12	at Vanderbilt	0	0	0	0.0-0	0.0-0
10/27/12	TEXAS A&M	0	0	0	0.0-0	0.0-0
11/3/12	NEW MEXICO STATE	2	2	0	1.0-2	0.0-0
11/10/12	GEORGIA	2	2	0	0.0-0	0.0-0
11/17/12	ALABAMA A&M	3	1	2	1.5-6	0.0-0
11/24/12	at Alabama	1	1	0	0.0-0	0.0-0

DATE	OPPONENT	TT	UT	AT	TFL-YDS	QBS-YDS
8/31/13	* WASHINGTON STATE	2	1	1	0.0-0	0.0-0
9/7/13	ARKANSAS STATE	8	3	5	2.0-8	1.0-7
9/14/13	MISSISSIPPI STATE*	3	0	3	0.5-1	0.0-0
9/21/13	* at LSU*	2	0	2	0.0-0	0.0-0
10/5/13	* OLE MISS*	5	3	2	1.0-1	0.0-0
10/12/13	* WESTERN CAROLINA	1	1	0	0.0-0	0.0-0
10/19/13	* at Texas A&M*	2	1	1	1.0-13	1.0-13
10/26/13	* FLORIDA ATLANTIC	0	0	0	0.0-0	0.0-0
11/2/13	* at Arkansas*	1	1	0	0.0-0	0.0-0
11/9/13	* at Tennessee*	2	1	1	0.0-0	0.0-0
11/16/13	* GEORGIA*	1	1	0	0.0-0	0.0-0
11/30/13	* ALABAMA*	1	0	1	0.0-0	0.0-0
12/7/13	* vs. Missouri (SEC)	0	0	0	0.0-0	0.0-0
1/6/14	* vs. Florida State (BCS)	2	0	2	0.5-2	0.5-2

DATE	OPPONENT	TT	UT	AT	TFL-YDS	QBS-YDS
8/30/14	ARKANSAS	0	0	0	0.0-0	0.0-0
9/6/14	SAN JOSÉ STATE	2	0	2	0.0-0	0.0-0
9/18/14	* at Kansas State	1	0	1	0.5-1	0.0-0
9/27/14	* LOUISIANA TECH	1	0	1	0.0-0	0.0-0
10/4/14	LSU	0	0	0	0.0-0	0.0-0
10/11/14	at Mississippi State	2	1	1	0.0-0	0.0-0
10/25/14	SOUTH CAROLINA	0	0	0	0.0-0	0.0-0
11/1/14	at Ole Miss	4	2	2	0.5-2	0.0-0
11/8/14	TEXAS A&M	3	1	2	0.0-0	0.0-0
11/15/14	at Georgia	3	0	3	0.0-0	0.0-0
11/22/14	SAMFORD	2	2	0	0.0-0	0.0-0
11/29/14	at Alabama					



**KAMRYN** #36  
**PETTWAY** RB  
 6-0 • 239 • Fr. • HS  
 Prattville, Ala. (Prattville)  
 Pre-Physical Education

**2014:** Redshirted

**HIGH SCHOOL:** Strong, physical runner who excels in the weight room ... rushed for 1,402 yards, 17 TD as a senior ... high school coach was Chad Anderson ... Blue-Grey All-American Bowl, Alabama-Mississippi All-Star Game; invited to 2014 U-19 International Bowl ... all-state honorable mention ... also a basketball

# Player Bios

letterman and track standout ... Rivals top-ranked fullback, Alabama Top 10 ... 247sports No. 27 RB ... Scout Top 70 RB ... ESPN No. 20 RB ... PrepStar Top 20 RB

**PERSONAL:** Son of Salina Washington and Orlando Pettway ... has five siblings: Kylar, Amore, Kylan, Ella and Dante ... birthday is December 20 ... Major at Auburn: Pre-Physical Education



**DANIEL** #40  
**POND** LB  
6-1 • 207 • Jr. • SQ  
Spanish Fort, Ala. (Spanish Fort)  
Interdisciplinary Studies

**2014:** Missed season due to injury

**2013:** Did not see varsity action for the SEC Champions

**HIGH SCHOOL:** High School Coach: Bryant Vincent ... earned All-County honors as a senior ... helped the Toros win the state title ... also played rugby ... Senior class vice-president, National Honor Society, Autism awareness club officer

**PERSONAL:** Birthday is February 25 ... son of Ashton Pond and Linda Pond ... has two siblings, Ashton Jr. and Caroline ... grandfather played football at Army ... Major at Auburn: Interdisciplinary Studies



**IKE** #69  
**POWELL** LS  
6-3 • 264 • Fr. • HS  
Tifton, Ga. (Tift County)  
Pre-Nursing

**2014:** Appeared in four games as a deep snapper ... Saw first career action against Ole Miss ... Also snapped against Texas A&M, Georgia and Samford

**HIGH SCHOOL:** Experienced long snapper who will join the program as a walk-on ... has been snapping since the seventh grade ... earned first team all-region honors as an offensive lineman ... high school coach was John Reid ... Semper Fidelis All-American Bowl ... top ranked snapper at Kohl's Kicking Camp ... first team Prokicker All-American as a junior and senior ... also a track and field letterman in the shot put and discus ... 247sports No. 6 long snapper ... had the highest GPA on the football squad all four years ... graduated with superior honors

**PERSONAL:** Son of Nancy Powell and Dave Powell ... has two siblings, Charley and Jocie ... grandfather was a major league baseball pitcher ... birthday is February 6 ... Major at Auburn: Pre-Nursing



**GIMEL** #42  
**PRESIDENT** DL  
6-4 • 259 • So. • SQ  
Mt. Pleasant, S.C. (Wando)  
Strength, Conditioning & Fitness

**2014:** Played in 11 games with eight starts ... Season high five tackles in win over San Jose State ... First career sack at Ole Miss ... Had four tackles and 1.5 tackles for loss in win over Louisiana Tech ... Four tackles against both Texas A&M and Georgia ... Added tackles for loss against Ole Miss and Georgia ... Three tackles

against Alabama

**2013:** Played in three games for the SEC Champions ... totaled three tackles

**2012:** Did not see varsity action for the Tigers while redshirting

**HIGH SCHOOL:** Impressive defensive end from Wando High in South Carolina ... High School Coach: Jim Noonan ... 14th-ranked prospect from the state of South Carolina according to Rivals.com ... ranked ninth in the state of South Carolina by Scout.com ... 42nd-ranked strong side defensive end and 15th-ranked player from the state of South Carolina on 247Sports.com ... 41st-ranked defensive end nationally and 10th-ranked player from the state of South Carolina according to ESPN.com ... ranked 14th on the SuperPrep South Carolina 35 ... selected to ESPN All-South Carolina Team prior to senior season ... 2012 Parade All-America team ... participated in the 2011 Shrine Bowl of the Carolinas following his senior season ... three-star prospect according to Rivals, Scout, ESPN and 247Sports.com ... recorded 77 tackles, including 24 tackles for loss, five sacks, three forced fumbles, three fumble recoveries and 11 pass breakups as a senior ... as a junior, recorded 83 tackles (37 solo), three TFL

**Personal:** Birthday is June 24 ... son of Zola and Delores Simmons ... Major: Fitness, Conditioning and Performance

## PRESIDENT'S CAREER DEFENSIVE STATS

YEAR	G/GS	TT	UT	AT	TFL-YDS	OBS-YDS	FF/FR	PD	QBH
2013	3/0	3	3	0	0.0-0	0.0-0	0/0	0	0
2014	11/8	28	16	12	4.0-17	1.0-9	0/0	1	0
Totals	14/8	27	17	10	4.0-17	1.0-9	0/0	1	0

## PRESIDENT'S CAREER DEFENSIVE STATS

Tackles.....	5	San José St.	9/6/14
TFL.....	1.5	LA Tech	9/27/14
Sack.....	1.0	at Ole Miss	11/1/14

## PRESIDENT'S GAME-BY-GAME DEFENSIVE STATS

DATE	OPPONENT	TT	UT	AT	TFL-YDS	OBS-YDS
8/31/13	WASHINGTON STATE				DID NOT PLAY	
9/7/13	ARKANSAS STATE	1	1	0	0.0-0	0.0-0
9/14/13	MISSISSIPPI STATE*				DID NOT PLAY	
9/21/13	at LSU*				DID NOT PLAY	
10/5/13	OLE MISS*				DID NOT PLAY	
10/12/13	WESTERN CAROLINA	2	2	0	0.0-0	0.0-0
10/19/13	at Texas A&M*				DID NOT PLAY	
10/26/13	FLORIDA ATLANTIC	0	0	0	0.0-0	0.0-0
11/2/13	at Arkansas*				DID NOT PLAY	
11/9/13	at Tennessee*				DID NOT PLAY	
11/16/13	GEORGIA*				DID NOT PLAY	
11/30/13	ALABAMA*				DID NOT PLAY	
12/7/13	vs. Missouri (SEC)				DID NOT PLAY	
1/6/14	vs. Florida State (BCS)				DID NOT PLAY	

DATE	OPPONENT	TT	UT	AT	TFL-YDS	OBS-YDS
8/30/14	ARKANSAS				DID NOT PLAY	
9/6/14	SAN JOSÉ STATE	5	3	2	0.0-0	0.0-0
9/18/14	at Kansas State	1	1	0	0.0-0	0.0-0
9/27/14	LOUISIANA TECH	4	2	2	1.5-5	0.0-0
10/4/14	* LSU	1	0	1	0.0-0	0.0-0
10/11/14	* at Mississippi State	1	1	0	0.0-0	0.0-0
10/25/14	* SOUTH CAROLINA	2	1	1	0.0-0	0.0-0
11/1/14	* at Ole Miss	2	2	0	1.0-9	1.0-9
11/8/14	* TEXAS A&M	4	1	3	0.5-2	0.0-0
11/15/14	* at Georgia	4	3	1	1.0-1	0.0-0
11/22/14	* SAMFORD	1	1	0	0.0-0	0.0-0
11/29/14	* at Alabama	3	1	2	0.0-0	0.0-0

# Player Bios



**MELVIN RAY** #82  
WR  
6-3 • 207 • Jr. • 2L  
Tallahassee, Fla. (North Florida Christian)  
Public Administration

**2014:** Played in 12 games with six starts ... two catches gained 77 yards against Arkansas, including a 49-yard TD catch from Jeremy Johnson ... 30 yards on two receptions vs. San José State ... 18-yard reception vs. Texas A&M ... 25-yard catch from Johnson at Georgia, Auburn's longest reception of the game ... 27-yard reception vs. Samford

**2013:** Receiver who played minor league baseball before coming to Auburn ... also valuable on special teams ... three catches for 44 yards in win over Western Carolina ... 14-yard reception in Georgia win ... 50-yard touchdown reception from Nick Marshall in BCS title game vs. Florida State

**2012:** Played in 11 games for Auburn, contributing mainly on special teams

**HIGH SCHOOL:** Coach: Casey Weldon ... No. 18 wide receiver prospect in the nation and the No. 18 overall player in Florida according to Rivals.com ... ranked No. 23 among wide receivers nationally by ESPN.com ... Mobile Press-Register Super Southeast 120 ... Atlanta Journal-Constitution Super South 100 ... No. 39 wide receiver in the nation and the No. 24 prospect in Florida according to SuperPrep ... Class 1A First Team All-State ... Scout.com Southeast 150 ... played for Chiles High School before transferring to North Florida Christian before his senior season ... made 53 catches for 1,058 yards and 16 touchdowns as a senior while leading team to a 12-2 record and Florida Class 1A state runner-up honors ... earned First Team All-Big Bend honors as a senior ... caught 36 passes for 518 yards and five touchdowns while returning a kickoff and two punts for touchdowns on special teams as a junior ... selected by the Los Angeles Dodgers out of North Florida Christian (Tallahassee, Fla.) in the 33rd round (997th overall) of the June 2008 MLB First-Year Player Draft ... hit .184 with two home runs and 14 RBIs during his three-year stint in the minors ... also stole nine bases

**PERSONAL:** Birthday is April 23 ... son of Bobbie Ray and Melvin Ray Sr. ... has six siblings: Travis, Jino, Brandy, Bridgette, Frizel and Briel ... Major: Public Administration

## RAY'S CAREER RECEIVING STATS

YEAR	G/GS	NO	YDS	AVG	TD	LP/OPPONENT
2012	11/0	0	0	0.0	0	---
2013	11/1	5	108	21.6	1	50/Florida State
2014	12/6	7	177	25.3	1	49/Arkansas
Totals	34/7	12	285	23.8	2	40/Florida State

## RAY'S CAREER GAME HIGH STATS

Receptions	3	Western Carolina	10/12/13
Rec. Yards	77	Arkansas	8/30/14
Rec. TDs	1	2x (last vs. Arkansas)	8/30/14
Rec. Long.	50	vs. FSU/BCS	1/6/14
Career TDs	2		

## RAY'S GAME-BY-GAME RECEIVING STATS

DATE	OPPONENT	REC	YDS	AVG	TD	TD REC
8/31/13	WASHINGTON STATE					DID NOT PLAY
9/7/13	ARKANSAS STATE					DID NOT PLAY
9/14/13	MISSISSIPPI STATE					DID NOT PLAY
9/21/13	at LSU	0	0	0.00	0	--
10/5/13	OLE MISS	0	0	0.00	0	--
10/12/13	WESTERN CAROLINA	3	44	14.7	0	--
10/19/13	* at Texas A&M	0	0	0.00	0	--
10/26/13	FLORIDA ATLANTIC	0	0	0.00	0	--
11/2/13	at Arkansas	0	0	0.00	0	--
11/9/13	at Tennessee	0	0	0.00	0	--
11/16/13	GEORGIA	1	14	14.00	0	--
11/30/13	ALABAMA	0	0	0.00	0	--
12/7/13	vs. Missouri (SEC)	0	0	0.00	0	--
1/6/14	vs. Florida State (BCS)	1	50	50.00	1	50

DATE	OPPONENT	REC	YDS	AVG	TD	TD Yds
8/30/14	ARKANSAS	2	77	38.5	1	49
9/6/14	* SAN JOSÉ STATE	2	30	15.0	0	--
9/18/14	* at Kansas State	0	0	0.0	0	--
9/27/14	LOUISIANA TECH	0	0	0.0	0	--
10/4/14	* LSU	0	0	0.0	0	--
10/11/14	* at Mississippi State	0	0	0.0	0	--
10/25/14	SOUTH CAROLINA	0	0	0.0	0	--
11/1/14	* at Ole Miss	0	0	0.0	0	--
11/8/14	TEXAS A&M	1	18	18.0	0	--
11/15/14	at Georgia	1	25	25.0	0	--
11/22/14	SAMFORD	1	27	27.0	0	--
11/29/14	* at Alabama	0	0	0.0	0	--



**TROVON REED** #25  
DB  
6-0 • 190 • Sr. • 3L  
Thibodaux, La. (Thibodaux)  
Rehab & Disability Studies

**2014:** Converted receiver playing cornerback for his senior season ... three tackles vs. Arkansas ... first career interception came against San José State ... key fourth-quarter interception at Kansas State along with two PBU ... solo tackle against Louisiana Tech ... two tackles at Mississippi State ... December 2014 graduate

**2013:** Pair of receptions against Arkansas State ... 15-yard catch as a starter vs. Western Carolina ... two catches gained 24 yards vs. Florida Atlantic ... 23-yard reception in SEC Championship Game vs. Missouri

**2012:** Part of the rotation at wide receiver ... pair of catches for 37 yards against Arkansas, with a long gain of 31 yards ... six-yard reception at Vanderbilt ... two catches vs. Texas A&M ... 40-yard touchdown catch from Jonathan Wallace vs. New Mexico State ... nine-yard reception against Alabama A&M

**2011:** Played in 10 games with two starts ... 21 receptions for 164 yards ... 21 catches ranked fourth on team ... recorded the first receptions of his career against Utah State ... finished with four catches for 33 yards ... one reception for no gain against Mississippi State ... three catches for 31 yards at Clemson, while making first career start ... also rushed two times for 12 yards ... five receptions for 27 yards against Florida Atlantic ... returned from injury at LSU and had two catches for 26 yards ... started at wide receiver against Ole Miss - his second start of the season ... saw action at wide receiver against Georgia ... team-high four receptions for 44 yards against Samford ... two receptions for three yards against Alabama

**2010:** Appeared in one game, rushing twice for eight yards against Clemson

**HIGH SCHOOL:** High School Coach: Dennis Lorio ... ranked No. 39 on the ESPN 150 ... No. 6 athlete by ESPN.com/Scouts Inc. ... ranked 46th on the Rivals.com Rivals100 ... No. 4-rated athlete and the top prospect in Louisiana by Rivals.com ... No. 7-ranked wide receiver by Scout.com ... named to the PrepStar Dream Team as the No. 26-ranked player in the nation ... ranked No. 41 overall and the No. 5 wide receiver in the SuperPrep Elite 50 ... also named an All-American and the top player in Louisiana by SuperPrep ... No. 2-rated defensive back and No. 80-ranked player by Tom Lemming on Maxpreps.com ... 2010 Army All-American Bowl ... played in the 2009 Hawaii/Polynesia-Mainland Bowl ... No. 9 on the Mobile Press-Register's Super Southeast 120 ... Orlando Sentinel's 2009 All-Southern football team ... as a senior, rushed for 703 yards and nine touchdowns and passed for 826 yards and six scores despite missing five games due to injury ... as a junior, rushed for 746 yards and 10 touchdowns on 91 attempts, completed 28-52 passes for 10 TD and caught 19 passes for 344 yards and a touchdown

**PERSONAL:** Birthday is December 30 ... Major: Rehabilitation and Disability Studies ... 2013 NCAS Academic Momentum Scholar-Baller

## REED'S CAREER DEFENSIVE STATS

YEAR	G/GS	TT	UT	AT	TFL-YDS	OBS-YDS	FF/F/R	PD	I/YDS
2013	14/0	1	1	0	0.0-0	0.0-0	0/1	0	0/0
2014	11/0	9	6	3	0.0-0	0.0-0	1/0	6	2/6
Totals	48/4	10	7	3	0.0-0	0.0-0	1/1	6	2/6



# Player Bios

## REED'S CAREER RECEIVING STATS

YEAR	G/GS	NO	YDS	AVG	TD	LP/OPPONENT
2010	1/0	0	0	0.0	0	--
2011	10/2	21	164	7.8	0	25/LSU
2012	12/0	9	122	13.6	1	40/New Mexico St
2013	14/2	9	98	10.9	0	23/Missouri (SEC Championship)
Totals	37/4	39	384	10.8	1	40/New Mexico St

## REED'S CAREER PUNT RETURN STATS

YEAR	G/GS	NO	YDS	AVG	TD	LP/OPPONENT
2010	1/0	0	0	0.0	0	--
2011	10/2	8	42	5.2	0	9/Utah State and MSU
2012	12/0	2	25	12.5	0	15/Arkansas
2013	14/2	1	-4	-4.0	0	--
Totals	37/4	11	63	4.6	0	15/Arkansas

## REED'S CAREER GAME HIGH STATS

Tackles.....	3	Arkansas	8/30/14
Interceptions.....	1	2x (last at Kansas State)	9/18/14
PBU.....	2	at Kansas State	9/18/14

## REED'S GAME-BY-GAME DEFENSIVE STATS

DATE	OPPONENT	TT	UT	AT	PD	INT-YDS
8/30/14	ARKANSAS	3	1	2	0	0-0
9/6/14	SAN JOSE STATE	0	0	0	0	1-6
9/18/14	at Kansas State	1	1	0	2	1-0
9/27/14	LOUISIANA TECH	1	1	0	0	0-0
10/4/14	LSU	0	0	0	1	0-0
10/11/14	at Mississippi State	2	1	1	0	0-0
10/25/14	SOUTH CAROLINA	0	0	0	0	0-0
11/1/14	at Ole Miss	0	0	0	0	0-0
11/8/14	TEXAS A&M	1	1	0	0	0-0
11/15/14	at Georgia	1	1	0	1	0-0
11/22/14	SAMFORD	0	0	0	0	0-0
11/29/14	at Alabama	0	0	0	0	0-0

## REED'S GAME-BY-GAME RECEIVING STATS

DATE	OPPONENT	REC	YDS	AVG	TD	TD REC
9/3/11	UTAH STATE	4	33	8.3	0	--
9/10/11	MISSISSIPPI STATE	1	0	0.0	0	--
9/17/11	* at Clemson	3	31	10.3	0	--
9/24/11	FLORIDA ATLANTIC	5	27	5.4	0	--
10/1/11	at South Carolina					DID NOT PLAY
10/8/11	at Arkansas					DID NOT PLAY
10/15/11	FLORIDA					DID NOT PLAY
10/22/11	at LSU	2	26	13.0	0	--
10/29/11	* OLE MISS	0	0	0.0	0	--
11/12/11	at Georgia	0	0	0.0	0	--
11/19/11	SAMFORD	4	44	11.0	0	--
11/26/11	ALABAMA	2	3	1.5	0	--
12/31/11	Virginia (Chick-fil-A)	0	0	0.0	0	--

DATE	OPPONENT	REC	YDS	AVG	TD	TD REC
9/1/12	Clemson	0	0	0.0	0	--
9/8/12	at Mississippi State	1	17	17.0	0	--
9/15/12	ULM	0	0	0.0	0	--
9/22/12	LSU	0	0	0.0	0	--
10/6/12	ARKANSAS	2	37	18.5	0	--
10/13/12	at Ole Miss	1	4	4.0	0	--
10/20/12	at Vanderbilt	1	6	6.0	0	--
10/27/12	TEXAS A&M	2	9	4.5	0	--
11/3/12	NEW MEXICO STATE	1	40	40.0	1	40
11/10/12	GEORGIA	0	0	0.0	0	--
11/17/12	ALABAMA A&M	1	9	9.0	0	--
11/24/12	at Alabama	0	0	0.0	0	--

DATE	OPPONENT	REC	YDS	AVG	TD	TD REC
8/31/13	WASHINGTON STATE	0	0	0.00	0	--
9/7/13	ARKANSAS STATE	2	24	12.00	0	--
9/14/13	* MISSISSIPPI STATE	2	12	6.00	0	--
9/21/13	at LSU	1	0	0.00	0	--
10/5/13	OLE MISS	0	0	0.00	0	--
10/12/13	* WESTERN CAROLINA	1	15	15.00	0	--
10/19/13	at Texas A&M	0	0	0.00	0	--
10/26/13	FLORIDA ATLANTIC	2	24	12.00	0	--
11/2/13	at Arkansas	0	0	0.00	0	--
11/9/13	at Tennessee	0	0	0.00	0	--
11/16/13	GEORGIA	0	0	0.00	0	--
11/30/13	ALABAMA	0	0	0.00	0	--
12/7/13	vs. Missouri (SEC)	1	23	23.00	0	--
1/6/14	vs. Florida State (BCS)	0	0	0.00	0	--

## REED'S GAME-BY-GAME PUNT RETURN STATS

DATE	OPPONENT	NO	YDS	AVG	TD	TD REC
9/3/11	UTAH STATE	2	13	6.5	0	--
9/10/11	MISSISSIPPI STATE	1	9	9.0	0	--
9/17/11	* at Clemson	2	6	3.0	0	--
9/24/11	FLORIDA ATLANTIC	3	14	4.7	0	--
10/1/11	at South Carolina					DID NOT PLAY
10/8/11	at Arkansas					DID NOT PLAY
10/15/11	FLORIDA					DID NOT PLAY
10/22/11	at LSU	0	0	0.0	0	--
10/29/11	* OLE MISS	0	0	0.0	0	--
11/12/11	at Georgia	0	0	0.0	0	--
11/19/11	SAMFORD	0	0	0.0	0	--
11/26/11	ALABAMA	0	0	0.0	0	--
12/31/11	Virginia (Chick-fil-A)	0	0	0.0	0	--

DATE	OPPONENT	NO	YDS	AVG	TD	TD REC
9/1/12	Clemson	0	0	0.0	0	--
9/8/12	at Mississippi State	0	0	0.0	0	--
9/15/12	ULM	0	0	0.0	0	--
9/22/12	LSU	0	0	0.0	0	--
10/6/12	ARKANSAS	2	25	12.5	0	--
10/13/12	at Ole Miss	0	0	0.0	0	--
10/20/12	at Vanderbilt	0	0	0.0	0	--
10/27/12	TEXAS A&M	0	0	0.0	0	--
11/3/12	NEW MEXICO STATE	0	0	0.0	0	--
11/10/12	GEORGIA	0	0	0.0	0	--
11/17/12	ALABAMA A&M	0	0	0.0	0	--
11/24/12	at Alabama	0	0	0.0	0	--



**LOGAN**

**#27**

**RICE**

**P**

6-0 • 197 • Fr. • HS

Rome, Ga. (Darlington School)

Pre-Physical Therapy

**2014:** Redshirted

**HIGH SCHOOL:** Team MVP at Darlington School ... an all-area and all-region selection ... High School Coach: Tommy Atha ... also earned all-area and all-region honors in baseball

**PERSONAL:** Birthday is October 25 ... son of Joey and Kelly Rice ... dad played at Jacksonville State ... has one sibling, Landon ... Major at Auburn: Pre-Physical Therapy

# Player Bios



**STEPHEN** #14  
**ROBERTS** DB  
 5-11 • 180 • Fr. • HS  
 Opelika, Ala. (Opelika)  
 Sports Management

**2014:** Saw action in 11 games ... First career appearance against San Jose State ... Recorded tackles against the Spartans, Louisiana Tech and Mississippi State ... Forced a fumble against Louisiana Tech

**HIGH SCHOOL:** Prospect with all the tools ... 26 tackles, 14 PBU as a senior; 64 tackles, 11 PBU, 4 interceptions as a junior ... helped the Bulldogs to the 2012 state title game ... high school coach was Brian Blackmon ... Under Armour All-American Game, Alabama-Mississippi All-Star Game ... all-state as a junior and senior, AL.com A-List, O-A News Super 8 ... also a track and baseball letterman ... state long jump champion ... 247sports No. 10 FS, Top 120 overall ... Rivals No. 13 DB, Top 175 nationally ... Scout No. 27 DB ... ESPN No. 8 DB, Top 70 overall ... PrepStar No. 22 DB

**PERSONAL:** Son of Phyllis Bryant and Samuel Bryant ... has two siblings, Tarisha and Jared ... his uncle Mike was an Auburn running back ... birthday is January 21 ... Major at Auburn: Sports Management

### ROBERTS' CAREER DEFENSIVE STATS

YEAR	G/GS	TT	UT	AT	TFL-YDS	OBS-YDS	FF/FR	PD	I/YDS
2014	11/0	3	2	1	0-0	0-0	1/0	0	0/0

### ROBERTS' CAREER GAME HIGH STATS

Tackles.....1 2x (last at Miss. State) 10/11/14

### ROBERTS' GAME-BY-GAME DEFENSIVE STATS

DATE	OPPONENT	TT	UT	AT	PD	INT-YDS
8/30/14	ARKANSAS	DID NOT PLAY				
9/6/14	SAN JOSÉ STATE	1	1	0	0	0-0
9/18/14	at Kansas State	0	0	0	0	0-0
9/27/14	LOUISIANA TECH	1	1	0	0	0-0
10/4/14	LSU	0	0	0	0	0-0
10/11/14	at Mississippi State	1	0	1	0	0-0
10/25/14	SOUTH CAROLINA	0	0	0	0	0-0
11/1/14	at Ole Miss	0	0	0	0	0-0
11/8/14	TEXAS A&M	0	0	0	0	0-0
11/15/14	at Georgia	0	0	0	0	0-0
11/22/14	SAMFORD	0	0	0	0	0-0
11/29/14	at Alabama	0	0	0	0	0-0



**NICK** #19  
**RUFFIN** DB  
 6-0 • 174 • Fr. • HS  
 Duluth, Ga. (St. Pius X)  
 Pre-Engineering

**2014:** Appeared in 11 games as a freshman ... Made two tackles at Kansas State ... Had two more tackles in win over Louisiana Tech ... Had first career pass break up against LSU ... Had single stops against South Carolina and Texas A&M ... Had two tackles against Samford

**HIGH SCHOOL:** Defender with numerous skills and leadership capabilities ... totaled 59 tackles, 2 interceptions, 2 forced fumbles for the Golden Lions his senior season earning first team all-state accolades ... 67 tackles, 3 interceptions, 4 forced fumbles as a junior ... high school coach was Paul Standard ... U.S. Army All-American Bowl; invited to 2014 U-19 International Bowl ... also a track letterman ... 247sports No. 8 CB, Top 75 overall ... Rivals No. 11 CB, Top 170 nationally ... Scout No. 18 DB, Top 200 nationally ... ESPN No. 21 DB, Top 150 overall ... PrepStar Top 15 athlete

**PERSONAL:** Son of Renee Ruffin and Demetrius Ruffin ... his brother Aaron graduated from Brown ... birthday is April 17 ... Major at Auburn: Engineering

### RUFFIN'S CAREER DEFENSIVE STATS

YEAR	G/GS	TT	UT	AT	TFL-YDS	OBS-YDS	FF/FR	PD	I/YDS
2014	11/0	9	5	4	0-0	0-0	0/0	2	0/0

### RUFFIN'S CAREER DEFENSIVE STATS

Tackles.....3 LA Tech 9/27/14  
 PBU .....1 2x (last vs. LSU) 10/4/14

### RUFFIN'S GAME-BY-GAME DEFENSIVE STATS

DATE	OPPONENT	TT	UT	AT	PD	INT-YDS
8/30/14	ARKANSAS	0	0	0	0	0-0
9/6/14	SAN JOSÉ STATE	0	0	0	0	0-0
9/18/14	at Kansas State	2	1	1	0	0-0
9/27/14	LOUISIANA TECH	2	0	2	0	0-0
10/4/14	LSU	0	0	0	1	0-0
10/11/14	at Mississippi State	0	0	0	0	0-0
10/25/14	SOUTH CAROLINA	1	1	0	0	0-0
11/1/14	at Ole Miss	0	0	0	0	0-0
11/8/14	TEXAS A&M	1	1	0	0	0-0
11/15/14	at Georgia	0	0	0	0	0-0
11/22/14	SAMFORD	2	0	2	0	0-0
11/29/14	at Alabama	DID NOT PLAY				



**DONTAVIUS** #95  
**RUSSELL** DL  
 6-3 • 285 • Fr. • HS  
 Carrollton, Ga. (Carrollton)  
 Pre-Nursing

**2014:** Redshirted

**HIGH SCHOOL:** Physical defender who will clog up the middle ... 62 tackles, 7.5 TFL, 3 sacks as a senior earning first team all-state honors ... helped the Trojans to the 2013 Class 4A state championship game ... high school coach was Rayvan Teague ... Under Armour All-America Game ... also a track and field letterman ... honors graduate ... Scout No. 12 DT, Top 150 nationally ... 247sports No. 12 DT, Top 150 overall ... Rivals No. 13 DT, Top 200 nationally ... ESPN No. 14 DT, Top 200 overall ... PrepStar Top 20 DT

**PERSONAL:** Son of Latrice Russell and Donald Russell ... has two brothers, Donovan and Donald Jr. ... uncle Dennis Wallace played at Auburn ... birthday is September 18 ... Major at Auburn: Pre-Nursing



**MICHAEL** #36  
**SHERWOOD** DB  
 5-8 • 170 • RFr. • HS  
 Fairburn, Ga. (Creekside)  
 Physical Activity and Health

**2014:** Saw only action of season against Samford

**HIGH SCHOOL:** Leading tackler among the defensive backs at Creekside High ... High School Coach: Johnny T. White ... posted a pair of interceptions ... earned all-region honors in baseball ... also a track letterwinner ... member of the Honor Roll

**PERSONAL:** Birthday is February 3 ... son of Katrina and Michael Sherwood ... has two siblings, Jesse (plays baseball at Claflin University) and Theodore (played football at Morehouse and Alabama A&M) ... Major at Auburn: Physical Activity and Health

# Player Bios



**MATTHEW** #85

**SHIEL** P

5-11 • 195 • Fr. • HS  
Doncaster, Australia (St. Francis Xavier)  
Sports, Fitness and Performance

**2014:** Appeared in two games ... punted once against Kansas State and Louisiana Tech

**HIGH SCHOOL:** A graduate of St. Francis Xavier High School in Doncaster, Australia ... played Australian football and rugby there ... took first place among the top punters at Kohl's National Scholarship Kicking Camp

**PERSONAL:** Birthday is February 8 ... son of Damien and Jacinta Shiel ... avid supporter of the Richmond Tigers in the Australian Football League ... Major at Auburn: Sports, Fitness and Performance

### SHIEL'S CAREER PUNTING STATS


YEAR	G	NO	YDS	AVG	TB	FC	I20	50+	LP/OPPONENT
2014	20	2	62	31.0	0	0	2	0	35/Kansas State

### SHIEL'S CAREER GAME HIGH STATS

Punts .....	1	2x (last vs. LA Tech)	9/27/14
Punt Avg.....	35.0	at Kansas State	9/18/14
Punt Long.....	35	at Kansas State	9/18/14
Inside 20 .....	1	LA Tech	9/27/14

### SHIEL'S GAME-BY-GAME PUNTING STATS

DATE	OPPONENT	NO	YDS	AVG	IN20	Long
8/30/14	ARKANSAS					DID NOT PLAY
9/6/14	SAN JOSÉ STATE					DID NOT PLAY
9/18/14	at Kansas State	1	35	35.0	1	35
9/27/14	LOUISIANA TECH	1	27	27.0	1	27
10/4/14	LSU					DID NOT PLAY
10/11/14	at Mississippi State					DID NOT PLAY
10/25/14	SOUTH CAROLINA					DID NOT PLAY
11/1/14	at Ole Miss					DID NOT PLAY
11/8/14	TEXAS A&M					DID NOT PLAY
11/15/14	at Georgia					DID NOT PLAY
11/22/14	SAMFORD					DID NOT PLAY
11/29/14	at Alabama					DID NOT PLAY



**JOSH** #58

**SHOCKLEY** LB

5-10 • 215 • Fr. • HS  
McDonough, Ga. (Eagle's Landing Christian)  
Pre-Engineering

**2014:** Redshirted

**HIGH SCHOOL:** The Region 5A co-defensive player of the year at Eagle's Landing Christian Academy, the 2012 stats champions and four-time regional champions ... three times earned all-state recognition ... High School Coach: Jonathan Gess ... high school teammate of Auburn defensive lineman Andrew Williams ... honor student

**PERSONAL:** Birthday is November 17 ... son of Bryan and Amy Shockley ... has five siblings: Gus, Sam, George, Grace and Ava ... Major at Auburn: Pre-Engineering



**KYLE** #48

**SITZLER** HB

6-1 • 235 • Fr. • HS  
Vestavia Hills, Ala. (Vestavia Hills)  
Pre-Business

**2014:** Redshirted

**HIGH SCHOOL:** Helped the Vestavia Hills Rebels to the Class 6A Region 6 championship as a tight end and fullback ... High School Coach: Buddy Anderson

**PERSONAL:** Birthday is November 30 ... son of Kip and Karen Sitzler ... has two brothers, Eric and Ryan ... Major at Auburn: Pre-Business



**CHAD** #62

**SLADE** OL

6-5 • 315 • Sr. • 3L  
Moody, Ala. (Moody)  
Sociology

**2014:** Fourth-year starter on offensive line ... began the season starting at left guard ... starter at right guard since the Louisiana Tech game (9/27) ... 48 career starts, second most among SEC offensive linemen, and fourth-most in Auburn history ... preseason all-SEC second team (CFB Matrix); third team (SEC media, Athlon); fourth team (Phil Steele) ... selected to NFLPA Collegiate Bowl

**2013:** Returning starter at right offensive guard ... started every game for the SEC Champions ... 35 career starts for Auburn

**2012:** Second-year offensive line starter playing mostly at right guard ... started at left tackle against Alabama A&M

**2011:** Played in 13 games with 10 starts ... made his first career start in the season opener against Utah State at right tackle ... moved inside to right guard for his second start of the season against Mississippi State ... started at right guard against Florida Atlantic ... saw time against South Carolina and Arkansas ... took over as the starter at left guard after the injury to Jared Cooper and started the last seven games of the season there

**2010:** Redshirted ... did not see action for the National Champions

**HIGH SCHOOL:** High School Coach: Brandon Wiley ... No. 59-ranked offensive guard by ESPN.com/Scouts Inc. ... No. 62-rated offensive guard by Scout.com ... ranked as the No. 34 player in Alabama by SuperPrep ... named to the All-Southeast Region team by PrepStar ... No. 38 prospect in Alabama by the Tuscaloosa News

**PERSONAL:** Birthday is May 4 ... son of Joseph and Nikki Shorter ... Major: Sociology ... received his bachelor's degree in August, 2014



# Player Bios



**BRADEN SMITH** #71 OL  
6-6 • 299 • Fr. • HS  
Olathe, Kan. (Olathe South)  
Pre-Physical Therapy

**2014:** Appeared in all 12 games ... All-SEC Freshman team ... Saw action on both the offensive line and as a tight end in jumbo sets

**HIGH SCHOOL:** Physically impressive lineman who excels in the weight room and at the line of scrimmage ... 82 pancake blocks on offense, 59 tackles on defense as a two-way starter his senior season ... two-year Buck Buchanan Award finalist (Kansas City metro outstanding lineman) ... high school coach was Jeff Gourley ... KFBCA Top 11, all-state, all-Midlands, three years all-Sunflower League on both sides of the football ... Kansas state shot put and discus champion ... Scout No. 1 OG ... Rivals No. 3 OL, Top 50 nationally ... 247sports No. 7 OG, Top 125 nationally ... ESPN No. 9 OL, Top 130 overall ... MaxPreps All-America

**PERSONAL:** Son of Jane Smith and David Smith ... father played football and ran track at Kansas ... sister Megan is a thrower at TCU ... birthday is March 25 ... Major at Auburn: Pre-Physical Therapy



**SPENCER SMITH** #43 TE  
6-5 • 245 • So. • RS  
Birmingham, Ala. (Vestavia Hills)  
Architecture

**2014:** Did not see snaps

**2013:** Did not see varsity action for the SEC Champions

**HIGH SCHOOL:** Played football as a freshman and sophomore at Vestavia Hills ... very involved with weight training ... played recreation league baseball and basketball

**PERSONAL:** Birthday is October 1 ... son of Jamie and Susan Smith ... father was a collegiate wrestler ... has one brother, Jake ... Major: Architecture ... helped found the first Ducks Unlimited chapter in the state of Alabama



**TONY STEVENS** #8 WR  
6-4 • 198 • So. • 1L  
Orlando, Fla. (Evans)  
Pre-Public Relations

**2014:** Appeared in six games ... Had one reception for 22 yards against LSU

**2013:** Young wide receiver who made an increased contribution ... two catches for 21 yards at LSU ... three catches for 47 yards against Western Carolina, including a 22-yard touchdown catch from Jeremy Johnson

**HIGH SCHOOL:** Speedy wideout who excels at the deep ball ... 29 receptions, 516 yards, seven touchdowns as a senior for Coach Chip Gierke at Evans High in Orlando ... U.S. Army All-American Bowl ... No. 5 in Orlando Sentinel Central Florida Super60 ... PrepStar All-America ... ranked No. 95 overall, No. 11 receiver by Rivals ... No. 21 by Scout ... No. 23 in Florida, No. 24 WR by 247Sports ... ESPN 300 ... high school teammate of current Auburn receiver Dominic Walker

**PERSONAL:** Birthday is March 14 ... Major at Auburn: Pre-Public Relations ... son of Keon Martin

## STEVENS' CAREER RECEIVING STATS

YEAR	G/GS	NO	YDS	AVG	TD	LPI/OPPONENT
2013	10/0	5	68	13.6	1	22/Western Carolina
2014	6/0	1	22	22.0	0	22/LSU
Totals	16/0	6	90	15.0	1	22/Western Carolina

## STEVENS' CAREER GAME HIGH STATS

Receptions	3	Western Carolina	10/12/13
Rec. Yards	47	Western Carolina	10/12/13
Rec. Long	22	2x (last vs. LSU)	10/4/14
Rec. TDs	1	Western Carolina	10/12/13

## STEVENS' GAME-BY-GAME RECEIVING STATS

DATE	OPPONENT	REC	YDS	AVG	TD	TD REC
8/31/13	WASHINGTON STATE	DID NOT PLAY				
9/7/13	ARKANSAS STATE	0	0	0.00	0	--
9/14/13	MISSISSIPPI STATE	0	0	0.00	0	--
9/21/13	at LSU	2	21	10.50	0	--
10/5/13	OLE MISS	0	0	0.00	0	--
10/12/13	WESTERN CAROLINA	3	47	15.67	0	--
10/19/13	at Texas A&M	0	0	0.00	0	--
10/26/13	FLORIDA ATLANTIC	0	0	0.00	0	--
11/2/13	at Arkansas	0	0	0.00	0	--
11/9/13	at Tennessee	0	0	0.00	0	--
11/16/13	GEORGIA	0	0	0.00	0	--
11/30/13	ALABAMA	DID NOT PLAY				
12/7/13	vs. Missouri (SEC)	DID NOT PLAY				
1/6/14	vs. Florida State (BCS)	DID NOT PLAY				

DATE	OPPONENT	REC	YDS	AVG	TD	TD Yds
8/30/14	ARKANSAS	0	0	0.0	0	--
9/6/14	SAN JOSÉ STATE	0	0	0.0	0	--
9/18/14	at Kansas State	DID NOT PLAY				
9/27/14	LOUISIANA TECH	0	0	0.0	0	--
10/4/14	LSU	1	22	22.0	0	--
10/11/14	at Mississippi State	DID NOT PLAY				
10/25/14	SOUTH CAROLINA	DID NOT PLAY				
11/1/14	at Ole Miss	DID NOT PLAY				
11/8/14	TEXAS A&M	DID NOT PLAY				
11/15/14	at Georgia	DID NOT PLAY				
11/22/14	SAMFORD	0	0	0.0	0	--
11/29/14	at Alabama	0	0	0.0	0	--

# Player Bios



**TYLER** #29  
**STOVALL** P  
 6-1 • 207 • RFr. • RS  
 Hokes Bluff, Ala. (Hokes Bluff)  
 Business Management

**2014:** Appeared in all 12 games as a holder  
**2013:** Did not see varsity action while redshirting for the SEC Champions ... SEC First-Year Academic Honor Roll  
**BASEBALL:** Second round selection of the Atlanta Braves in the 2008 major league draft ... left-handed pitcher in the Braves' organization from 2008-11 ... moved to Kansas City Royals' organization in 2011  
**HIGH SCHOOL:** Alabama Sports Writers Association Class 3A all-state punter for Coach Mike Robertson at Hokes Bluff ... also played quarterback ... Alabama Mr. Baseball for 2008 ... set state records for career wins (54) and strikeouts (673) ... class valedictorian  
**PERSONAL:** Birthday is December 27 ... wife's name is Kristi ... son of Brian and Holly Stovall ... has one brother Brian and one sister Katie ... Major at Auburn: Business Management



**MICHAEL** #61  
**SULKA** LS  
 6-3 • 240 • So. • RS  
 Bluffton, S.C. (Bluffton)  
 Human Development & Family Studies

**2014:** Did not see action  
**2013:** Did not see any varsity action for the SEC Champions  
**2012:** Did not see varsity action for the Tigers while redshirting  
**HIGH SCHOOL:** High School Coach: Ken Cribb ... all-state, all-area and all-region ... team was state runner-up and the highest scoring team ever in South Carolina ... ProKicker.com third team All-America ... North-South All-Star Game ... also a basketball letterman ... National Honor Society  
**PERSONAL:** Birthday is June 19 ... son of Lisa and John Sulka ... has two siblings, Haley and Brannon, who ran track at Clemson ... Major: Human Development and Family Studies



**ANTHONY** #43  
**SWAIN** LB  
 6-2 • 249 • Jr. • 2L  
 Gadsden, Ala. (Gadsden City)  
 Supply Chain Management

**2014:** Saw action in all 12 games ... Made first career start against LSU ... Had four tackles and 1.5 TFL against Louisiana Tech ... Had four tackles at Georgia ... Also had four tackles, 1.5 TFL and first career sack at Alabama ... two tackles and a PBU against Samford  
**2013:** Backup at both linebacker positions for the SEC Champions ... two tackles against Arkansas State ... team-best eight tackles against Ole Miss, after McKinzy left the game with an injury ... team-high three tackles vs. Western Carolina ... pair of tackles vs. Texas A&M ... pair of tackles at Arkansas ... two tackles at Tennessee

... pair of stops in the SEC Championship Game ... fumble recovery and four tackles vs. Florida State in the BCS title game

**2012:** Played in 10 games, primarily on special teams  
**2011:** Did not play while redshirting for the Chick-fil-A Bowl champions  
**HIGH SCHOOL:** Named the nation's No. 25 safety by ESPN.com/Scouts, Inc. ... listed as the No. 11 player in the state of Alabama and the No. 24 defensive back in the country by Rivals.com ... ranked as the nation's No. 14 safety by MaxPreps ... ranked as the nation's No. 35 safety and the No. 17 player in the state of Alabama by Scout.com ... listed as the No. 14 recruit from Alabama by SuperPrep ... named to the All-Southeast Region team by PrepStar ... No. 13 on the Mobile Press-Register's Elite 18 ... No. 14 on the Birmingham News' list of the Alabama Super Seniors ... played in the Alabama-Mississippi All-Star game ... totaled 27 tackles during senior season with one sack, three interceptions, six pass break-ups, one forced fumble and two fumble recoveries

**PERSONAL:** Birthday is October 24 ... son of Anthony Swain Sr. and Johnelle Swain ... daughter's name is Xia ... Major: Supply Chain Management

## SWAIN'S CAREER DEFENSIVE STATS

YEAR	G/GS	TT	UT	AT	TFL-YDS	OBS-YDS	FF/FR	PD	I/YDS
2013	14/0	26	19	7	1.0-1	0.0-0	0/1	1	0/0
2014	12/1	17	10	7	3.0-15	1.0-7	0/0	1	0/0
Totals	26/1	43	29	14	4.0-16	1.0-7	0/1	1	0/0

## SWAIN'S CAREER GAME HIGH STATS

Tackles.....	8	Ole Miss	10/5/13
Sacks.....	1.0	at Alabama	11/29/14
TFL.....	1.5	at Alabama	11/29/14
FR.....	1	vs. FSU/BCS	1/6/14

## SWAIN'S GAME-BY-GAME DEFENSIVE STATS

DATE	OPPONENT	TT	UT	AT	PD	INT-YDS
8/31/13	WASHINGTON STATE	0	0	0	0	0-0
9/7/13	ARKANSAS STATE	2	1	1	0	0-0
9/14/13	MISSISSIPPI STATE*	0	0	0	0	0-0
9/21/13	at LSU*	0	0	0	0	0-0
10/5/13	OLE MISS*	8	7	1	0	0-0
10/12/13	WESTERN CAROLINA	3	2	1	1	0-0
10/19/13	at Texas A&M*	2	1	1	0	0-0
10/26/13	FLORIDA ATLANTIC	0	0	0	0	0-0
11/2/13	at Arkansas*	2	1	1	0	0-0
11/9/13	at Tennessee*	2	1	1	0	0-0
11/16/13	GEORGIA*	1	1	0	0	0-0
11/30/13	ALABAMA*	0	0	0	0	0-0
12/7/13	vs. Missouri (SEC)	2	2	0	0	0-0
1/6/14	vs. Florida State (BCS)	4	3	1	0	0-0
DATE	OPPONENT	TT	UT	AT	TFL-YDS	OBS-YDS
8/30/14	ARKANSAS	0	0	0	0.0-0	0.0-0
9/6/14	SAN JOSÉ STATE	0	0	0	0.0-0	0.0-0
9/18/14	at Kansas State	1	0	1	0.0-0	0.0-0
9/27/14	LOUISIANA TECH	4	2	2	1.5-7	0.0-0
10/4/14	* LSU	2	1	1	0.0-0	0.0-0
10/11/14	at Mississippi State	0	0	0	0.0-0	0.0-0
10/25/14	SOUTH CAROLINA	0	0	0	0.0-0	0.0-0
11/1/14	at Ole Miss	0	0	0	0.0-0	0.0-0
11/8/14	TEXAS A&M	0	0	0	0.0-0	0.0-0
11/15/14	at Georgia	4	4	0	0.0-0	0.0-0
11/22/14	SAMFORD	2	1	1	0.0-0	0.0-0
11/29/14	at Alabama	4	2	2	1.5-8	1.0-7

# Player Bios



**KEENAN** #42  
**SWEENEY** HB  
 6-1 • 225 • Fr. • HS  
 Snellville, Ga. (Brookwood)  
 Undecided

**2014:** Redshirted

**HIGH SCHOOL:** High School Coach: Mark Crews ... two-year starter for the Broncos ... Gwinnett County player of the week ... Gwinnett County all-star game participant ... also a state finalist in swimming ... honors graduate

**PERSONAL:** Birthday is December 29 ... son of John and Patricia Sweeney ... dad was a fullback at Notre Dame ... has six siblings: Allyson, Conor, Aidan, Devan, Tegan and Reagan ... Allyson swam for Texas A&M, while Conor and Aidan both swim at Georgia ... Major: Undeclared



**ROBENSON** #27  
**THEREZIE** DB  
 5-9 • 212 • Sr. • 3L  
 Miami, Fla. (Jackson)  
 Public Administration

**2014:** Returning starter at star position ... 114 career tackles ... forced an Arkansas fumble and recorded two tackles and a TFL ... 2 QB hurries and a solo stop against San José State ... fumble recovery, TFL and four tackles at Kansas State ... sack, PBU and two tackles vs. Louisiana Tech ... team-best six tackles vs. LSU, with a TFL ... four tackles and a PBU at Mississippi State ... two tackles, three PBU vs. South Carolina ... four tackles at Ole Miss ... four tackles vs. Texas A&M ... forced a Georgia fumble and had seven tackles against the Bulldogs ... left the Samford game with a shoulder issue ... three solo tackles at Alabama ... Preseason all-SEC second team (SEC media, Athlon, Phil Steele, Birmingham News, CFB Matrix); third team (Lindy's) ... Bednarik Award watch list ... December 2014 graduate

**2013:** Starter at the star hybrid position ... led Auburn in interceptions (four) and sixth on team in tackles (57) ... AP All-SEC honorable mention ... first college start came against Washington State ... two interceptions, seven tackles against WSU earned him SEC defensive player of week honors ... Jim Thorpe Award national defensive back of the week vs. Washington State ... four solo tackles and a TFL vs. Arkansas State ... six tackles, TFL against Mississippi State ... team-best eight tackles at LSU ... 78-yard interception for touchdown in first quarter of Ole Miss win was the eighth longest in Auburn history ... five solo stops at Texas A&M ... two tackles vs. Florida Atlantic ... five tackles at Arkansas ... interception and four tackles in win at Tennessee ... six tackles in Georgia win ... four tackles in win over Alabama ... two tackles in BCS title game vs. Florida State ... Phil Steele third team midseason all-SEC ... Zeke Smith Award as Auburn's defensive MVP

**2012:** Safety who played in 11 games ... moved to tailback after the Clemson game to help provide depth at that position ... played in the secondary during LSU contest ... TFL against Arkansas ... continued to see majority of playing time at DB

**2011:** Played in all 13 games ... 17 tackles with one tackle for loss ... returned five kickoffs for 112 yards ... major contributor on special teams ... saw first career action in Auburn uniform in season opener against Utah State ... had one assisted tackle against Mississippi State ... career-high five tackles against Florida Atlantic ... also credited with a pass deflection ... made one stop at Arkansas ... returned the first kickoff of his career for 36 yards against Florida ... three tackles at LSU and also returned four kicks for 90 yards with a long of 36 ... two tackles against Ole Miss and returned one kick for 22 yards ... two tackles at Georgia and also against Virginia in the Chick-fil-A Bowl

**HIGH SCHOOL:** High School Coach -- Nigel Dunn ... rated as the No. 5 safety in the nation, the No. 22 recruit from Florida and the No. 110 player overall nation-

ally by 247Sports ... listed as the nation's No. 11 safety by ESPN.com/Scouts, Inc. ... named the nation's No. 17 safety and the No. 43 player from the state of Florida by Rivals.com ... ranked as the nation's No. 13 safety by MaxPreps ... listed as the No. 27 corner back by Scout.com ... named a SuperPrep All-American, and the nation's No. 19 defensive back and the No. 21 recruit from Florida by SuperPrep ... PrepStar All-American ... earned Under Armour All-America honors as a senior ... No. 84 in the Mobile Press-Register's Super Southeast 120 ... totaled 81 tackles with four interceptions and two forced fumbles during junior campaign ... also rushed for 279 yards and had 239 receiving yards as a junior ... as a sophomore, had 81 total tackles, nine forced fumbles and three interceptions

**PERSONAL:** Birthday is August 5 ... son of Monique Therezie ... has brothers Franco, France, Ricardo, Jean, Marvin, Stanley and Poppy and sister Ludine ... Major: Public Administration

## THEREZIE'S CAREER DEFENSIVE STATS

YEAR	G/GS	TT	UT	AT	TFL-YDS	OBS-YDS	FF/FR	QBH	I/YDS
2011	13/0	17	12	5	1.0-1	0.0-0	0/0	1	0/0
2012	10/0	3	3	0	1.0-2	0.0-0	0/0	0	0/0
2013	14/14	57	37	20	3.0-4	0.0-0	0/0	5	4/99
2014	12/11	39	31	8	3.5-10	0.5-3	2/1	3	0/0
Totals	49/25	116	83	33	8.5-17	0.5-3	2/1	9	4/99

## THEREZIE'S CAREER GAME HIGH STATS

Tackles.....	8	at LSU	9/21/13
PBU .....	3	South Carolina	10/25/14
Interceptions.....	2	vs. Washington St.	8/31/13
Interception TD .....	1	Ole Miss	10/5/13
TFL.....	1.0	8x (last vs. LSU)	10/4/14
Sacks.....	0.5	LA Tech	9/27/14
FF.....	1	2x (last at Georgia)	11/15/14
FR .....	1	at Kansas State	9/18/14

## THEREZIE'S GAME-BY-GAME DEFENSIVE STATS

DATE	OPPONENT	TT	UT	AT	PD	INT-YDS
8/31/13	* WASHINGTON STATE	7	6	1	1	2-24
9/7/13	* ARKANSAS STATE	4	4	0	0	0-0
9/14/13	* MISSISSIPPI STATE*	6	3	3	0	0-0
9/21/13	* at LSU*	8	3	5	0	0-0
10/5/13	* OLE MISS*	3	3	0	0	1-78
10/12/13	* WESTERN CAROLINA	0	0	0	0	0-0
10/19/13	* at Texas A&M*	5	5	0	0	0-0
10/26/13	* FLORIDA ATLANTIC	2	1	1	0	0-0
11/2/13	* at Arkansas*	5	2	3	0	0-0
11/9/13	* at Tennessee*	4	2	2	0	1-3
11/16/13	* GEORGIA*	6	5	1	0	0-0
11/30/13	* ALABAMA*	4	1	3	0	0-0
12/7/13	* vs. Missouri (SEC)	1	1	0	0	0-0
1/6/14	* vs. Florida State (BCS)	2	1	1	0	0-0

DATE	OPPONENT	TT	UT	AT	PD	INT-YDS
8/30/14	ARKANSAS	2	1	1	0	0-0
9/6/14	* SAN JOSÉ STATE	1	1	0	0	0-0
9/18/14	* at Kansas State	4	4	0	0	0-0
9/27/14	* LOUISIANA TECH	2	0	2	1	0-0
10/4/14	* LSU	6	6	0	0	0-0
10/11/14	* at Mississippi State	4	3	1	1	0-0
10/25/14	* SOUTH CAROLINA	2	2	0	3	0-0
11/1/14	* at Ole Miss	4	2	2	0	0-0
11/8/14	* TEXAS A&M	4	4	0	1	0-0
11/15/14	* at Georgia	7	5	2	0	0-0
11/22/14	* SAMFORD	0	0	0	0	0-0
11/29/14	* at Alabama	3	3	0	0	0-0



# Player Bios



**ROC** #9  
**THOMAS** RB  
 5-10 • 193 • Fr. • HS  
 Oxford, Ala. (Oxford)  
 Pre-Liberal Arts

**2014:** Played in 11 games with two starts ... Started against Georgia and Alabama ... scored a touchdown on first career carry against San Jose State ... finished with 51 rushing yards against SJSU ... Rushed for 42 yards on six carries at Mississippi State ... carried eight times for 35 yards in win over South Carolina ... Scored second career touchdown against Samford ... Returned kicks against MSU, South Carolina and Ole Miss ... Had three catches for 14 yards at Georgia ... Gained 24 yards vs. Texas A&M

**HIGH SCHOOL:** Nation's most dynamic prep runner ... can beat defenders with quickness and power ... ASWA Mr. Football and Gatorade Alabama player of the year, rushing for 2,211 yards, 32 TD and averaging 9.8 yards per carry as a senior ... high school coaches: Ryan Herring and Michael Darden ... Under Armour All-America Game, Alabama-Mississippi All-Star Game ... twice first team all-state, AL.com A-List ... also a track and basketball letterman ... Career Tech member ... Parade All-America honorable mention selection ... Rivals No. 2 RB, Top 12 nationally ... Scout No. 3 RB, No. 14 overall ... 247sports No. 4 RB, No. 23 overall ... ESPN No. 5 RB, Top 30 overall ... PrepStar Top 10 RB, Top 60 nationally ... MaxPreps All-America

**PERSONAL:** Son of Iona Turner and Frank Thomas ... has two brothers, Quentin and Michael, and a sister, Franquesnia ... birthday is September 2 ... Major at Auburn: Pre-Liberal Arts

### THOMAS' CAREER RUSHING STATS

YEAR	G/GS	NO	YDS	AVG	TD	LP/OPPONENT
2014	11/2	43	214	5.0	2	18/Mississippi State

### THOMAS' CAREER RECEIVING STATS

YEAR	G/GS	NO	YDS	AVG	TD	LP/OPPONENT
2014	11/2	6	27	4.5	0	11/Louisiana Tech

### THOMAS' CAREER GAME HIGH STATS

Rush Attempts	9	San Jose St.	9/6/14
Rush Yards	51	San Jose St.	9/6/14
Rush TDs	1	2x (last vs. Samford)	11/22/14
Rush Long	18	at Miss. State	10/11/14
Receptions	3	at Georgia	11/15/14
Receiving Yds	14	at Georgia	11/15/14
Kick Returns	1	South Carolina	10/25/14
KR Yards	14	South Carolina	10/25/14
KR Long	14	South Carolina	10/25/14
Career TDs	2		

### THOMAS' GAME-BY-GAME RUSHING STATS

DATE	OPPONENT	ATT	YDS	AVG	TD	TD Yds
8/30/14	ARKANSAS					DID NOT PLAY
9/6/14	SAN JOSÉ STATE	9	51	5.7	1	3
9/18/14	at Kansas State	0	0	0.0	0	--
9/27/14	LOUISIANA TECH	1	-1	-1.0	0	--
10/4/14	LSU	3	16	5.3	0	--
10/11/14	at Mississippi State	6	42	7.0	0	--
10/25/14	SOUTH CAROLINA	8	35	4.2	0	--
11/1/14	at Ole Miss	3	18	6.0	0	--
11/8/14	TEXAS A&M	5	24	4.8	0	--
11/15/14	* at Georgia	2	13	6.5	0	--
11/22/14	SAMFORD	5	26	5.2	1	1
11/29/14	* at Alabama	1	-9	-9.0	0	--

### THOMAS' GAME-BY-GAME RECEIVING STATS

DATE	OPPONENT	REC	YDS	AVG	TD	TD Yds
8/30/14	ARKANSAS					DID NOT PLAY
9/6/14	SAN JOSÉ STATE	0	0	0.0	0	--
9/18/14	at Kansas State	0	0	0.0	0	--
9/27/14	LOUISIANA TECH	1	11	11.0	0	--
10/4/14	LSU	0	0	0.0	0	--
10/11/14	at Mississippi State	0	0	0.0	0	--
10/25/14	SOUTH CAROLINA	0	0	0.0	0	--
11/1/14	at Ole Miss	0	0	0.0	0	--
11/8/14	TEXAS A&M	0	0	0.0	0	--
11/15/14	* at Georgia	3	14	4.7	0	--
11/22/14	SAMFORD	2	2	1.0	0	--
11/29/14	* at Alabama	0	0	0.0	0	--

### THOMAS' GAME-BY-GAME RETURN STATS

DATE	OPPONENT	PRYDS	TD	KRYDS	TD	
8/30/14	ARKANSAS					DID NOT PLAY
9/6/14	SAN JOSÉ STATE	0/0	0	0/0	0	
9/18/14	at Kansas State	0/0	0	0/0	0	
9/27/14	LOUISIANA TECH	0/0	0	0/0	0	
10/4/14	LSU	0/0	0	0/0	0	
10/11/14	at Mississippi State	0/0	0	1/8	0	
10/25/14	SOUTH CAROLINA	0/0	0	1/14	0	
11/1/14	at Ole Miss	0/0	0	1/21	0	
11/8/14	TEXAS A&M	0/0	0	0/0	0	
11/15/14	* at Georgia	0/0	0	0/0	0	
11/22/14	SAMFORD	0/0	0	0/0	0	
11/29/14	* at Alabama	0/0	0	0/0	0	



**JUSTIN** #92  
**THORNTON** DL  
 6-5 • 225 • Fr. • HS  
 Prichard, Ala. (Vigor)  
 Communication

**2014:** Redshirted

**HIGH SCHOOL:** Long and lean rush end with active hands ... recorded 56 tackles, 17 TFL, 8 sacks as a senior at Vigor High ... high school coach was Ashley Johnson ... O-D All-American Bowl, Alabama-Mississippi All-Star Game ... AL.com A-List, Coastal Alabama all-region ... also played soccer and ran track ... 247sports No. 5 DE, Top 120 overall ... Rivals No. 9 DE, Top 130 nationally ... Scout No. 17 DE, Top 150 nationally ... ESPN No. 15 DE, Top 160 overall ... PrepStar Top 15 DE

**PERSONAL:** Son of Zandra Thornton ... has two brothers, William and D.C., and a sister, Regan ... birthday is May 24 ... Major at Auburn: Communication




**LAWYER** #47  
**TILLMAN** RB  
 6-0 • 200 • Jr. • SQ  
 Lacey, Wash. (Southern Oregon)  
 Psychology

**2014:** Saw first career snaps against Samford

**COLLEGE/HIGH SCHOOL:** Spent one season at Southern Oregon University ... conference offensive MVP as a senior at North Thurston High ... High School Coach: Rocky Patchin ... 2,775 yards rushing, 43 rushing TD ... 527 receiving yards, 7 receiving TD ... first team all-state, all-area and all-conference ... team captain for the Rams ... Earl Bardin East-West All-Star Classic ... also wrestled and ran track

# Player Bios

**PERSONAL:** Birthday is October 13 ... son of Rachel and Dion Garnett and Lawyer Tillman, an all-SEC receiver at Auburn (1985-86-87-88) and in the NFL for the Cleveland Browns and Carolina Panthers ... has two sisters, Patrice and Bethany ... Major at Auburn: Psychology ... member of Fellowship of Christian Athletes



**CAMERON** #47  
**TONY** LB  
6-1 • 243 • RFr. • RS  
Huntsville, Ala. (Huntsville)  
Physical Activity & Health

**2014:** Saw first career snaps against San Jose State ... also saw action against Samford

**2013:** Did not see varsity action while redshirting for the SEC Champions

**HIGH SCHOOL:** Athletic linebacker with plenty of skills ... recorded 107 tackles as a senior for Coach Scott Sharp at Huntsville High ... tallied 122 tackles as a junior ... AL.com Top 15 A-List ... ranked No. 23 by Scout ... No. 14 in Alabama, No. 21 LB by 247Sports ... Huntsville Times Elite Team ... Class 6A Alabama honorable mention all-state ... PrepStar all-Southeast

**PERSONAL:** Birthday is November 13 ... Major at Auburn: Physical Activity and Health ... son of Taryn Toney

## TONY'S CAREER DEFENSIVE STATS


YEAR	G/GS	TT	UT	AT	TFL-YDS	OBS-YDS	FF/FR	PD	IYDS
2014	1/0	2	0	2	0-0	0-0	0/0	0	0/0

## TONY'S CAREER GAME HIGH STATS

Tackles.....2 San José St. 9/6/14

## TONY'S GAME-BY-GAME DEFENSIVE STATS

DATE	OPPONENT	TT	UT	AT	PD	INT-YDS
8/30/14	ARKANSAS					DID NOT PLAY
9/6/14	SAN JOSÉ STATE	2	0	2	0	0-0
9/18/14	at Kansas State					DID NOT PLAY
9/27/14	LOUISIANA TECH					DID NOT PLAY
10/4/14	LSU					DID NOT PLAY
10/11/14	at Mississippi State					DID NOT PLAY
10/25/14	SOUTH CAROLINA					DID NOT PLAY
11/1/14	at Ole Miss					DID NOT PLAY
11/8/14	TEXAS A&M					DID NOT PLAY
11/15/14	at Georgia					DID NOT PLAY
11/22/14	SAMFORD					DID NOT PLAY
11/29/14	at Alabama					DID NOT PLAY



**STANTON** #10  
**TRUITT** WR  
5-9 • 175 • Fr. • HS  
Atlanta, Ga. (Monroe Area)  
Kinesiology

**2014:** Saw action against Louisiana Tech and LSU ... Had one catch for 12 yards against LA Tech ... Had one reception against LSU ... Missed rest of season due to injury

**HIGH SCHOOL:** Versatile offensive prospect with a number of skills ... graduated early and enrolled at Auburn in January ... rushed for 1,551 yards, 24 TD at QB for the 11-1 Purple Hurricanes ... high school coach was Matt Fligg ... Region 8 and Monroe Area athlete of the year, all-state honorable mention ... member of

state champion 4x100 relay team ... Rivals No. 16 WR ... 247sports No. 17 WR ... Scout Top 70 WR ... ESPN No. 24 WR, Top 200 overall ... PrepStar Top 20 athlete

**PERSONAL:** Birthday is October 29 ... son of Stan Truitt ... father played football at Arkansas and uncle Mike Truitt played at Florida State ... has two siblings, Daivon Deans (a student at MIT) and Myles Jack (a student-athlete at UCLA) ... Major at Auburn: Kinesiology

## TRUITT'S CAREER RECEIVING STATS


YEAR	G/GS	NO	YDS	AVG	TD	LP/OPPONENT
2014	2/0	2	13	6.5	0	12/LSU

## TRUITT'S CAREER GAME HIGH STATS

Receptions ..... 1 2x (last vs. LSU) 10/4/14  
Receiving Yds.... 12 LA Tech 9/27/14

## TRUITT'S GAME-BY-GAME RECEIVING STATS

DATE	OPPONENT	REC	YDS	AVG	TD	TD Yds
8/30/14	ARKANSAS					DID NOT PLAY
9/6/14	SAN JOSÉ STATE					DID NOT PLAY
9/18/14	at Kansas State					DID NOT PLAY
9/27/14	LOUISIANA TECH	1	12	12.0	0	--
10/4/14	LSU	1	1	1.0	0	--
10/11/14	at Mississippi State					DID NOT PLAY
10/25/14	SOUTH CAROLINA					DID NOT PLAY
11/1/14	at Ole Miss					DID NOT PLAY
11/8/14	TEXAS A&M					DID NOT PLAY
11/15/14	at Georgia					DID NOT PLAY
11/22/14	SAMFORD					DID NOT PLAY
11/29/14	at Alabama					DID NOT PLAY



**TUCKER** #16  
**TUBERVILLE** QB  
6-0 • 190 • So. • SQ  
Auburn, Ala. (Texas Tech)  
Finance

**2014:** Did not see action

**2013:** Did not play for the SEC Champions while sitting out as a transfer ... SEC First-Year Academic Honor Roll

**2012:** Redshirted at Texas Tech, where his father was head football coach

**HIGH SCHOOL:** Ranked No. 126 by MaxPreps among Texas High School preps... helped lead Frenship High School to a 10-1 overall record in 2011 with a perfect 7-0 record in league play... named the Lubbock Avalanche-Journal City Player of the Week (10/25/11) completing 11-of-16 passes for 210 yards with a touchdown while adding three rushing touchdowns... played in the 2012 ASCO West Texas Football Classic... connected on one touchdown pass in the ASCO Classic with 4-of-8 completions... also competed in basketball ... High School Coach: Brad Davis ... played at Lee-Scott Academy when his father was head coach at Auburn

**PERSONAL:** Birthday is May 26 ... son of Tommy and Suzanne Tuberville ... has one brother, Troy ... father is currently head football coach at Cincinnati; was Auburn's head coach from 1999-2008 ... Major at Auburn: Finance

# Player Bios



**JOE** #35  
**TURNER** DB  
 6-0 • 165 • Jr. • JC  
 Sacramento, Calif. (College of San Mateo)  
 Public Administration

2014: Redshirted

**JUNIOR COLLEGE/HIGH SCHOOL:** Has great size and athleticism ... ranked as the No. 12 JUCO cornerback in the nation and the 30th best player coming out of the state of California by 247Sports ... targeted little in 10 games at the junior college level, Turner made 18 tackles, had two interceptions and two pass breakups in 2013 under Coach Bret Pollack ... also caught 15 passes for 236 yards and one touchdown, rushed for 74 yards and 14 carries at CSM ... 27 total tackles as a junior, including 23 solo at Sacramento High for Coach Paul Doherty ... a football and basketball standout at Sacramento High ... didn't start playing football until his sophomore season and earned all-league honors at free safety as a junior and senior ... Rivals.com ranked him as the No. 4 JUCO corner

**PERSONAL:** Son of Jeanette Binion ... has three siblings: Andre, Joyce and Jonathan ... birthday is May 28 ... Major at Auburn: Public Administration



**C.J.** #81  
**UZOMAH** TE  
 6-5 • 264 • Sr. • 3L  
 Suwanee, Ga. (North Gwinnett)  
 Marketing

2014: Experienced tight end ... third all-time in TE touchdown catches at Auburn with five scores ... 26-yard reception from Jeremy Johnson vs. Arkansas ... 15-yard TD catch from Johnson in the Louisiana Tech win ... 9-yard TD catch from Nick Marshall vs. LSU ... two catches for 23 yards at Mississippi State ... 12-yard reception vs. Texas A&M ... career-best three receptions at Georgia gained 39 yards ... Mackey Award mid-season watch list ... pre-season first team all-SEC (Lindy's); second team (SEC media) ... Mackey Award watch list ... represented Auburn at SEC Media Days

2013: Returning starter at tight end who has a number of roles in the Malzahn offense ... AP All-SEC second team ... started five games ... game-winning touchdown catch from Nick Marshall vs. Mississippi State, a 11-yard second-down reception in the corner of the end zone with 10 seconds remaining ... did not play against Western Carolina ... two receptions gained 33 yards against Florida Atlantic ... 25-yard touchdown reception from Marshall at Tennessee ... 18-yard reception in Georgia win ... two catches in the win over Alabama, with a 13-yard TD catch ... two catches in BCS title game vs. Florida State ... John Mackey Award watch list ... third team preseason All-SEC (SEC Coaches, Phil Steele)

2012: Tight end/wide receiver who also played on special teams ... two receptions gained 23 yards at Vanderbilt on game's final drive ... in first career start, vs. Texas A&M, made three catches for 90 yards, including a 27-yard TD and a long gain of 38 yards ... missed New Mexico State game with injury ... 19-yard reception versus Alabama A&M ... one catch vs. Alabama

2011: Saw playing time in all 13 games, primarily on special teams ... completed a four-yard pass to Philip Lutzenkirchen for a touchdown against Georgia on a trick play ... saw snaps against Samford and Alabama

**HIGH SCHOOL:** High School Coach -- Bob Sphire ... listed as the nation's No. 8 tight end by Scout.com ... rated as the No. 11 athlete in the nation, the No. 15 recruit from Georgia and the No. 181 player overall nationally by 247Sports ... ranked as the nation's No. 20 tight end and the No. 23 player in the state of Georgia by Rivals.com ... listed as the No. 36 athlete by ESPN.com/Scouts, Inc. ... named the No. 6 overall player from the state of Georgia and the No. 119 player nationally by CBSsports.com ... rated as the No. 5 athlete in the nation by MaxPreps ... named a SuperPrep All-American, and the nation's No. 16 tight end and the No. 15 recruit from Georgia by SuperPrep ... Named to the All-Southeast Region team by Prep-

Star ... ranked No. 15 on the Atlanta Journal-Constitution's Fab 50 ... No. 119 in the Mobile Press-Register's Super Southeast 120 ... played in the GACA North/South All-Star Classic ... during senior season, threw for 238 yards with two touchdowns, rushed for 74 yards and had 168 receiving yards with one touchdown ... as a junior, passed for 1,750 yards passing and 15 touchdowns, and ran for 800 yards and 10 more touchdowns ... led North Gwinnett to a one-loss season his junior year ... became a starter as a sophomore playing wide receiver

**PERSONAL:** Birthday is January 14 ... son of Xavier and Stephanie Uzomah ... Major: Marketing

## UZOMAH'S CAREER RECEIVING STATS

YEAR	G/GS	NO	YDS	AVG	TD	LP/OPPONENT
2011	13/0	0	0	0.0	0	---
2012	10/3	7	136	19.4	1	38/Texas A&M
2013	13/5	11	154	14.0	3	25/Tennessee
2014	12/5	10	125	12.5	2	26/Arkansas
Totals	48/13	28	415	14.8	5	38/Texas A&M

## UZOMAH'S CAREER GAME HIGH STATS

Receptions	3	3x (last at Georgia)	11/15/14
Receiving Yds	90	Texas A&M	10/27/12
Rec. TDs	1	6x (last vs. LSU)	10/4/14
Rec. Long	38	Texas A&M	10/27/12
Completions	1	at Georgia	11/12/11
Pass Attempts	1	3x (last at Georgia)	11/12/11
Pass Yards	4	at Georgia	11/12/11
Pass TDs	1	at Georgia	11/12/11
Career TDs	6		

## UZOMAH'S GAME-BY-GAME RECEIVING STATS

DATE	OPPONENT	REC	YDS	AVG	TD	TD REC
9/3/11	UTAH STATE	0	0	0.0	0	--
9/10/11	MISSISSIPPI STATE	0	0	0.0	0	--
9/17/11	at Clemson	0	0	0.0	0	--
9/24/11	FLORIDA ATLANTIC	0	0	0.0	0	--
10/1/11	at South Carolina	0	0	0.0	0	--
10/8/11	at Arkansas	0	0	0.0	0	--
10/15/11	FLORIDA	0	0	0.0	0	--
10/22/11	at LSU	0	0	0.0	0	--
10/29/11	OLE MISS	0	0	0.0	0	--
11/12/11	at Georgia	0	0	0.0	0	--
11/19/11	SAMFORD	0	0	0.0	0	--
11/26/11	ALABAMA	0	0	0.0	0	--
12/31/11	Virginia (Chick-fil-A)	0	0	0.0	0	--

DATE	OPPONENT	REC	YDS	AVG	TD	TD REC
9/1/12	Clemson	0	0	0.0	0	--
9/8/12	at Mississippi State			Did Not Play		
9/15/12	ULM	0	0	0.0	0	--
9/22/12	LSU	0	0	0.0	0	--
10/6/12	ARKANSAS	0	0	0.0	0	--
10/13/12	at Ole Miss	0	0	0.0	0	--
10/20/12	at Vanderbilt	2	23	11.5	0	--
10/27/12	* TEXAS A&M	3	90	30.0	1	27
11/3/12	NEW MEXICO STATE			Did Not Play		
11/10/12	GEORGIA	0	0	0.0	0	--
11/17/12	* ALABAMA A&M	1	19	19.0	0	--
11/24/12	* at Alabama	1	4	4.0	0	--

DATE	OPPONENT	REC	YDS	AVG	TD	TD REC
8/31/13	WASHINGTON STATE	0	0	0.00	0	--
9/7/13	ARKANSAS STATE	0	0	0.00	0	--
9/14/13	MISSISSIPPI STATE	3	48	16.00	1	11
9/21/13	at LSU	0	0	0.00	0	--
10/5/13	OLE MISS	0	0	0.00	0	--
10/12/13	WESTERN CAROLINA			DID NOT PLAY		
10/19/13	at Texas A&M	0	0	0.00	0	--
10/26/13	* FLORIDA ATLANTIC	2	33	16.50	0	--
11/2/13	* at Arkansas	0	0	0.00	0	--
11/9/13	* at Tennessee	1	25	25.00	1	25
11/16/13	* GEORGIA	1	18	18.00	0	--
11/30/13	ALABAMA	2	22	11.00	1	13
12/7/13	vs. Missouri (SEC)	0	0	0.00	0	--
1/6/14	* vs. Florida State (BCS)	2	8	4.00	0	--



# Player Bios

DATE	OPPONENT	REC	YDS	AVG	TD	TD Yds
8/30/14	ARKANSAS	1	26	26.0	0	--
9/6/14	* SAN JOSÉ STATE	0	0	0.0	0	--
9/18/14	at Kansas State	0	0	0.0	0	--
9/27/14	LOUISIANA TECH	1	15	15.0	1	15
10/4/14	LSU	2	10	5.0	1	9
10/11/14	* at Mississippi State	2	24	12.0	0	--
10/25/14	SOUTH CAROLINA	0	0	0.0	0	--
11/1/14	at Ole Miss	0	0	0.0	0	--
11/8/14	* TEXAS A&M	1	12	12.0	0	--
11/15/14	* at Georgia	3	39	13.0	0	--
11/22/14	* SAMFORD	0	0	0.0	0	--
11/29/14	at Alabama	0	0	0.0	0	--




**MACK VANGORDER** #13  
DB  
6-1 • 201 • Jr. • SQ  
Gainesville, Ga. (West Virginia)  
Sociology

**2014:** Saw action in nine games, primarily on special teams  
**2013:** Saw snaps against Western Carolina and Florida Atlantic for the SEC Champions  
**2012:** Did not see varsity action for the Tigers  
**2011:** Spent a season as a walk-on at West Virginia  
**HIGH SCHOOL:** High School Coach: Bob Christmas ... was high school team MVP as a fullback/linebacker ... also a baseball letterman  
**PERSONAL:** Birthday is July 24 ... son of Brian and Paula Van Gorder ... father is the defensive coordinator at Notre Dame and served previously as Auburn's defensive coordinator ... has four siblings: Molloy, Morgan, Montgomery and Malone ... Major: Sociology


### VANGORDER'S CAREER GAME HIGH STATS

Tackles.....2 San José St. 9/6/14




**ZACH WADE** #58  
LS  
5-9 • 199 • Fr. • HS  
Bremen, Ga. (Bremen)  
Building Science

**2014:** Did not see action  
**HIGH SCHOOL:** Long snapper with good footwork and balance who played at Bremen High ... High School Coach: Scott Hodges ... finalist for Georgia snapper of the year ... standout at a number of specialist camps  
**PERSONAL:** Birthday is February 25 ... son of Lauria Arnett and Michael Wade ... father attended Auburn and brother Jay pitched for the Auburn baseball team (2011-14) ... Major at Auburn: Building Science



**DOMINIC WALKER** #83  
WR  
6-1 • 217 • RFr. • RS  
Orlando, Fla. (Evans)  
Physical Activity & Health

**2014:** Did not see action  
**2013:** Did not see varsity action while redshirting for the SEC Champions ... SEC First-Year Academic Honor Roll  
**HIGH SCHOOL:** Physical prospect at wide receiver ... 36 receptions for 628 yards with seven touchdowns as a senior ... played both receiver and safety for Coach Chip Gierke at Evans High, helping the Trojans to consecutive district titles ... No. 16 in Orlando Sentinel Central Florida Super60 ... 247Sports Top 150 WR, Top 160 in Florida ... PrepStar all-Southeast ... ranked No. 95 receiver by Rivals ... No. 77 by Scout ... Offense/Defense All-America Bowl ... high school teammate of current Auburn receiver Tony Stevens  
**PERSONAL:** Birthday is October 22 ... Major at Auburn: Physical Activity and Health ... son of Angela Collett



**JONATHAN WALLACE** #12  
QB  
6-2 • 207 • Jr. • 2L  
Phenix City, Ala. (Central)  
Physical Education

**2014:** Played in seven games ... veteran quarterback ... also has a role as a holder and on special teams ... late action at quarterback vs. San José State ... 17-yard completion to Nick Marshall in the South Carolina win ... 18-yard reception from Jeremy Johnson in the Samford game, his first career catch  
**2013:** Backup quarterback ... saw action in five games during the SEC Championship season ... 36 yards rushing and one completed pass against Florida Atlantic  
**2012:** True freshman quarterback who started the final four games ... set AU freshman record for QB efficiency at 139.60 ... saw first college action vs. LSU, with three carries for 15 yards ... two carries gained 11 yards vs. Arkansas ... 14 yards rushing at Ole Miss ... first career completion went 11 yards to Ricardo Louis at Vanderbilt ... 6-9 passing for 122 yards and two TD vs. Texas A&M, gaining 71 yards rushing ... first start came against New Mexico State, where he was 9-16 passing for 164 yards and a 40-yard TD pass to Reed in that win ... first SEC start came against Georgia, where he passed for 181 yards (15-22) ... 10-of-18 for 171 yards passing against Alabama A&M, and added 22 on ground  
**HIGH SCHOOL:** Attended Central High in Phenix City ... High School Coach: Woodrow Lowe ... ranked 25th among dual-threat quarterbacks nationally and 28th overall from the state of Alabama according to Rivals.com ... rated the 69th-best quarterback in the country and 29th-best prospect from the state of Alabama by Scout.com ... rated 16th at the dual-threat quarterback position and 24th overall from the state of Alabama by 247Sports.com ... ranked 63rd-best quarterback nationally and 35th overall from the state of Alabama by ESPN.com ... No. 20 on the Birmingham News' 2012 Super Seniors Best of the Rest ... passed for 1,761 yards and 12 TDs and ran for 891 yards and 28 TDs as a senior, leading Central to a 12-2 season and the semifinals of the 6A AHSAA playoffs ... Ledger-Enquirer All-Bi-City Co-Offensive Player of the Year as a senior ... played in the 2011 Alabama-Mississippi All-Star Football Game following his senior season  
**PERSONAL:** Birthday is April 1 ... son of Anthony and Michelle Wallace ... Major: Physical Education

# Player Bios

## WALLACE'S CAREER PASSING STATS

YEAR	G/GS	CMP	ATT	PCT	YDS	INT	TD	LP/OPPONENT
2012	9/4	46	80	57.5	720	4	4	51/Alabama A&M
2013	5/0	2	4	50.0	24	0	0	20/Ark St
2014	7/0	1	1	100.0	17	0	0	17/South Carolina
Totals	21/4	49	84	57.6	744	4	4	51/Alabama A&M

## WALLACE'S CAREER RUSHING STATS

YEAR	G/GS	NO	YDS	AVG	TD	LP/OPPONENT
2012	9/4	51	152	3.0	0	17/Alabama A&M
2013	5/0	9	49	5.4	0	20/Fla Atlantic
2014	7/0	0	0	0	0	
Totals	21/4	60	201	2.7	0	20/Fla Atlantic

## WALLACE'S CAREER GAME HIGH STATS

Completions .....	15	Georgia	11/10/12
Pass Attempts.....	22	Georgia	11/10/12
Pass Yards .....	181	Georgia	11/10/12
Pass TDs.....	2	Texas A&M	10/27/12
Pass Long .....	51	Alabama A&M	11/17/12
Rush Attempts ...	13	Texas A&M	10/27/12
Rush Yards.....	71	Texas A&M	10/27/12
Rush Long .....	20	Florida Atlantic	10/26/13
Receptions .....	1	Samford	11/22/14
Rec. Yards.....	18	Samford	11/22/14
Career TDs.....	4	4 pass	

## WALLACE'S GAME-BY-GAME PASSING STATS

DATE	OPPONENT	CMP	ATT	YDS	INT	TD
9/1/12	Clemson			DID NOT PLAY		
9/8/12	at Mississippi State			DID NOT PLAY		
9/15/12	ULM			DID NOT PLAY		
9/22/12	LSU	0	0	0	0	0
10/6/12	ARKANSAS	0	0	0	0	0
10/13/12	at Ole Miss	0	0	0	0	0
10/20/12	at Vanderbilt	1	1	11	0	0
10/27/12	TEXAS A&M	6	9	122	0	2
11/3/12	* NEW MEXICO STATE	9	16	164	1	1
11/10/12	* GEORGIA	15	22	181	1	0
11/17/12	* ALABAMA A&M	10	18	171	0	1
11/24/12	* at Alabama	5	14	71	2	0

DATE	OPPONENT	CMP	ATT	YDS	INT	TD
8/31/13	WASHINGTON STATE	0	1	0	0	0
9/7/13	ARKANSAS STATE	1	1	20	0	0
9/14/13	MISSISSIPPI STATE			DID NOT PLAY		
9/21/13	at LSU			DID NOT PLAY		
10/5/13	OLE MISS			DID NOT PLAY		
10/12/13	WESTERN CAROLINA	0	1	0	0	0
10/19/13	at Texas A&M			DID NOT PLAY		
10/26/13	FLORIDA ATLANTIC	1	1	4	0	0
11/2/13	at Arkansas			DID NOT PLAY		
11/9/13	at Tennessee			DID NOT PLAY		
11/16/13	GEORGIA	0	0	0	0	0
11/30/13	ALABAMA			DID NOT PLAY		
12/7/13	vs. Missouri (SEC)			DID NOT PLAY		
1/6/14	vs. Florida State (BCS)			DID NOT PLAY		

DATE	OPPONENT	CMP	ATT	YDS	INT	TD	TD Passes
8/30/14	ARKANSAS	0	0	0	0	0	--
9/6/14	SAN JOSÉ STATE	0	0	0	0	0	--
9/18/14	at Kansas State	0	0	0	0	0	--
9/27/14	LOUISIANA TECH	0	0	0	0	0	--
10/4/14	LSU	0	0	0	0	0	--
10/11/14	at Mississippi State			DID NOT PLAY			--
10/25/14	SOUTH CAROLINA	1	1	17	0	0	--
11/1/14	at Ole Miss			DID NOT PLAY			--
11/8/14	TEXAS A&M			DID NOT PLAY			--
11/15/14	at Georgia			DID NOT PLAY			--
11/22/14	SAMFORD	0	0	0	0	0	--
11/29/14	at Alabama			DID NOT PLAY			--

## WALLACE'S GAME-BY-GAME RUSHING STATS

DATE	OPPONENT	ATT	YDS	Avg.	TD	TD Runs
9/1/12	Clemson			DID NOT PLAY		
9/8/12	at Mississippi State			DID NOT PLAY		
9/15/12	ULM			DID NOT PLAY		
9/22/12	LSU	3	15	5.0	0	--
10/6/12	ARKANSAS	2	11	5.5	0	--
10/13/12	at Ole Miss	6	14	2.3	0	--
10/20/12	at Vanderbilt	3	-5	-1.6	0	--
10/27/12	TEXAS A&M	13	71	5.5	0	--
11/3/12	* NEW MEXICO STATE	3	9	3.3	0	--
11/10/12	* GEORGIA	11	9	0.8	0	--
11/17/12	* ALABAMA A&M	5	22	4.4	0	--
11/24/12	* at Alabama	5	6	1.2	0	--

DATE	OPPONENT	ATT	YDS	Avg.	TD	TD Runs
8/31/13	WASHINGTON STATE	0	0	0.00	0	--
9/7/13	ARKANSAS STATE	2	7	3.50	0	--
9/14/13	MISSISSIPPI STATE			DID NOT PLAY		
9/21/13	at LSU			DID NOT PLAY		
10/5/13	OLE MISS			DID NOT PLAY		
10/12/13	WESTERN CAROLINA	1	6	6.00	0	--
10/19/13	at Texas A&M			DID NOT PLAY		
10/26/13	FLORIDA ATLANTIC	6	36	6.00	0	--
11/2/13	at Arkansas			DID NOT PLAY		
11/9/13	at Tennessee			DID NOT PLAY		
11/16/13	GEORGIA	0	0	0.00	0	--
11/30/13	ALABAMA			DID NOT PLAY		
12/7/13	vs. Missouri (SEC)			DID NOT PLAY		
1/6/14	vs. Florida State (BCS)			DID NOT PLAY		



**BRIAN WALSH** #99  
DL  
6-3 • 315 • Jr. • 1L  
Winter Springs, Fla. (Winter Springs)  
Business

**2014:** Saw snaps against SJSU, Louisiana Tech and Samford ... December 2014 graduate

**2013:** Played against Western Carolina ... recorded one tackle against WCU

**2012:** Saw first varsity action for the Tigers against Alabama A&M

**HIGH SCHOOL:** High School Coach: Matt Hesselbart ... also played lacrosse at Winter Springs

**PERSONAL:** Birthday is November 22 ... son of Linda Walsh ... has one sister, Jennifer ... Major at Auburn: Business



**JEFF WHITAKER** #54  
DL  
6-4 • 322 • Sr. • 3L  
Macon, Ga. (Warner Robins)  
Communication

**2014:** Played in nine games with two starts ... Made starts against Arkansas and San Jose State ... starter at right defensive tackle vs. Arkansas, making a pair of solo stops ... single tackle against San José State ... two tackles, TFL against South Carolina ... did not dress for the Georgia, Samford or Alabama games with a back injury

**2013:** Veteran team leader ... had surgery on his right knee the week of the season opener and redshirted the 2013 season ... preseason third team All-SEC (SEC coaches, Phil Steele) ... Senior Bowl watch list ... December 2014 graduate

**2012:** Returning starter at defensive tackle ... 18 career starts ... pair of tackles vs. ULM ... recovered an LSU fumble, to go along with four tackles vs. LSU ... TFL against Arkansas ... injury kept him out of action vs. Vanderbilt, Texas A&M, New

# Player Bios

Mexico State ... four tackles and a half-sack against Georgia

**2011:** Started all 13 games at defensive tackle ... recorded 25 tackles, including 2 for loss (-3) with three QB hurries, one fumble recovery and one forced fumble ... first career start against Utah State, recording a pair of tackles and 0.5 TFL ... three tackles against Mississippi State ... recorded two tackles against FAU ... tallied two tackles and forced a fumble against South Carolina ... credited with one tackle and his first career fumble recovery at Arkansas ... totaled two tackles and one QB hurry against Florida ... started at defensive tackle against LSU ... three tackles (two solo) and one TFL (-2) in win over Ole Miss ... career-high four tackles at Georgia ... one tackle and one QB hurry against Samford ... made three tackles against Alabama ... two tackles and a half TFL against Virginia in bowl game

**2010:** Appeared in 14 games and totaled seven tackles ... limited action in season opener vs. Arkansas State, totaling one tackle ... one solo tackle vs. Clemson ... had a QB hurry vs. South Carolina ... one solo tackle and one QB hurry vs. ULM ... against UTC, totaled three tackles ... limited snaps vs. Alabama and did not have a tackle ... one solo tackle in win over South Carolina in SEC Championship Game ... played but did not have a tackle vs. Oregon in BCS National Championship Game

**HIGH SCHOOL:** High School Coach: Bryan Way ... No. 54-ranked player in the nation, No. 5-ranked defensive tackle and No. 5 player in Georgia by Rivals.com ... rated as the No. 106 player in the nation, No. 11 among defensive tackles and No. 7 in Georgia by Scout.com ... ranked as the nation's No. 17 defensive tackle by ESPN.com/Scouts, Inc. ... ranked No. 27 among defensive linemen and the No. 9 player in Georgia by SuperPrep ... PrepStar All-America team ... No. 4 on the Atlanta Journal-Constitution's Top 50 ... No. 31 on the Mobile Press-Register's Super Southeast 120 ... 2010 U.S. Army All-American Bowl participant ... selected to play in the Georgia North-South All-Star game ... as a senior, had 38 tackles including 11 tackles for loss and two sacks ... registered 40 tackles and 15 tackles for loss as a junior ... in his sophomore season, totaled 50 tackles and one sack

**PERSONAL:** Birthday is March 20 ... son of the late Gwendolyn Brown, who inspires him every day ... raised by loving family and friends ... Major: Communication

## WHITAKER'S CAREER DEFENSIVE STATS

YEAR	G/GS	TT	UT	AT	TFL-YDS	QBS-YDS	FF/FR	QBH	IYDS
2010	14/0	7	4	3	0.0-0	0/0	0/0	2	0/0
2011	13/13	25	17	8	2.0-3	0.0-0	1/1	3	0/0
2012	9/6	12	5	7	1.0-4	0.0-0	0/0	0	0/0
2013					REDSHIRTED				
2014	9/2	5	4	1	1.0-1	0.0-0	0/0	0	0/0
Totals	45/21	49	30	19	4.0-8	0.5-3	1/2	5	0/0

## WHITAKER'S CAREER GAME HIGH STATS

Tackles.....	4	2x (last vs. LSU)	9/22/12
Sacks.....	0.5	Georgia	11/10/12
TFL.....	1.0	2x (last vs. S. Carolina)	10/25/14
FF.....	1	vs. LSU	9/22/12


## WHITAKER'S GAME-BY-GAME DEFENSIVE STATS

DATE	OPPONENT	TT	UT	AT	TFL-YDS	QBS-YDS
9/4/10	ARKANSAS STATE	1	0	1	0.0-0	0.0-0
9/9/10	at Mississippi State	0	0	0	0.0-0	0.0-0
9/18/10	CLEMSON	1	1	0	0.0-0	0.0-0
9/25/10	SOUTH CAROLINA	0	0	0	0.0-0	0.0-0
10/2/10	LOUISIANA-MONROE	1	1	0	0.0-0	0.0-0
10/9/10	at Kentucky	0	0	0	0.0-0	0.0-0
10/16/10	ARKANSAS	0	0	0	0.0-0	0.0-0
10/23/10	LSU	0	0	0	0.0-0	0.0-0
10/30/10	at Ole Miss	0	0	0	0.0-0	0.0-0
11/6/10	CHATTANOOGA	3	1	2	0.0-0	0.0-0
11/13/10	GEORGIA	0	0	0	0.0-0	0.0-0
11/26/10	at Alabama	0	0	0	0.0-0	0.0-0
12/4/10	South Carolina (SECCG)	1	1	0	0.0-0	0.0-0
1/10/11	Oregon (BCSNCG)	0	0	0	0.0-0	0.0-0

DATE	OPPONENT	TT	UT	AT	TFL-YDS	QBS-YDS
9/3/11	* UTAH STATE	2	0	2	0.5-1	0.0-0
9/10/11	* MISSISSIPPI STATE	3	2	1	0.0-0	0.0-0
9/17/11	* at Clemson	0	0	0	0.0-0	0.0-0
9/24/11	* FLORIDA ATLANTIC	2	2	0	0.0-0	0.0-0
10/1/11	* at South Carolina	2	2	0	0.0-0	0.0-0
10/8/11	* at Arkansas	1	1	0	0.0-0	0.0-0
10/15/11	* FLORIDA	2	2	0	0.0-0	0.0-0
10/22/11	* at LSU	0	0	0	0.0-0	0.0-0
10/29/11	* OLE MISS	3	2	1	1.0-2	0.0-0
11/12/11	* at Georgia	4	3	1	0.0-0	0.0-0
11/19/11	* SAMFORD	1	1	0	0.0-0	0.0-0
11/26/11	* ALABAMA	3	1	2	0.0-0	0.0-0
12/31/11	* Virginia (Chick-fil-A)	2	1	1	0.5-0	0.0-0

DATE	OPPONENT	TT	UT	AT	TFL-YDS	QBS-YDS
9/1/12	* Clemson	0	0	0	0.0-0	0.0-0
9/8/12	* at Mississippi State	1	0	1	0.0-0	0.0-0
9/15/12	* ULM	2	1	1	0.0-0	0.0-0
9/22/12	* LSU	4	2	2	0.0-0	0.0-0
10/6/12	* ARKANSAS	1	0	1	0.5-1	0.0-0
10/13/12	* at Ole Miss	0	0	0	0.0-0	0.0-0
10/20/12	at Vanderbilt				DID NOT PLAY	
10/27/12	TEXAS A&M				DID NOT PLAY	
11/3/12	NEW MEXICO STATE				DID NOT PLAY	
11/10/12	GEORGIA	4	2	2	0.5-3	0.5-3
11/17/12	ALABAMA A&M	0	0	0	0.0-0	0.0-0
11/24/12	at Alabama	0	0	0	0.0-0	0.0-0

DATE	OPPONENT	TT	UT	AT	TFL-YDS	QBS-YDS
8/30/14	ARKANSAS	2	2	0	0.0-0	0.0-0
9/6/14	SAN JOSÉ STATE	1	0	1	0.0-0	0.0-0
9/18/14	at Kansas State	0	0	0	0.0-0	0.0-0
9/27/14	LOUISIANA TECH	0	0	0	0.0-0	0.0-0
10/4/14	LSU	0	0	0	0.0-0	0.0-0
10/11/14	at Mississippi State	0	0	0	0.0-0	0.0-0
10/25/14	SOUTH CAROLINA	2	2	0	1.0-1	0.0-0
11/1/14	at Ole Miss	0	0	0	0.0-0	0.0-0
11/8/14	TEXAS A&M	0	0	0	0.0-0	0.0-0
11/15/14	at Georgia				DID NOT PLAY	
11/22/14	SAMFORD				DID NOT PLAY	
11/29/14	at Alabama				DID NOT PLAY	



**MARK**

**#31**

**WHITE**

**WR**

5-10 • 175 • So. • SQ

Pike Road, Ala. (Trinity Presbyterian)

Accounting

**2014:** Did not see action

**2013:** Did not see varsity action for the SEC Champions

**HIGH SCHOOL:** Coach: Randy Ragsdale ... all-state, all-metro as a sophomore, junior and senior ... Class 3A back of the year finalist ... set Alabama record for receptions in a season (123) and career (315), gaining 3,336 career receiving yards ... WSAF athlete of week ... also a baseball and basketball letterwinner

**PERSONAL:** Birthday is May 12 ... son of Donald and Barbara White ... has two siblings, Locke and James ... Major: Accounting



**SEAN**

**#13**

**WHITE**

**QB**

6-0 • 200 • Fr. • HS

Boca Raton, Fla. (University Nova South)

Pre-Business

**2014:** Redshirted but served as third quarterback

**HIGH SCHOOL:** Talented signalcaller with a strong arm and great accuracy in the passing game ... passed for 2,679 yards, 30 TD his senior year for the 10-3 University School at Nova South ... high school coach was Roger Harriott ... Under Armour All-American Game MVP... Elite 11 camp MVP, first team all-Broward, Orlando Sentinel Florida Top 100 ... ranks second all-time among Broward County passers ... Rivals No. 4 QB, Top 115 nationally ... 247sports No. 6 QB, Top 100 overall ... Scout Top 25 QB ... ESPN No. 2 QB, Top 50 overall ... PrepStar all-Southeast

**PERSONAL:** Son of Leah White and Don White ... has a brother Drew and a sister Kelly ... birthday is November 10 ... Major at Auburn: Pre-Business



# Player Bios



**JERMAINE** #35  
**WHITEHEAD** DB  
 5-11 • 193 • Sr. • 3L  
 Greenwood, Miss. (Amanda Elzy)  
 Accounting

**2014:** Third season as a starting safety ... 210 career tackles ... 33-yard interception return for touchdown vs. Arkansas was second score of his career ... also team-best seven tackles vs. Razorbacks ... 19-yard interception, TFL and five tackles in the win over San José State ... first Tiger with interceptions in consecutive games since Jerraud Powers in 2007 ... did not dress for Kansas State, Louisiana Tech, LSU or Mississippi State ... played on special teams vs. South Carolina ... interception, two tackles vs. Texas A&M ... registered nine tackles as a starter at Georgia ... interception and four solo tackles at Alabama ... preseason all-SEC third team (Athlon); fourth team (Phil Steele) ... Previously wore #9

**2013:** Started all 14 games at safety for the SEC Champions ... 65 tackles for season, fourth on the squad ... five tackles against Washington State ... recorded four tackles against Arkansas State ... seven tackles against Mississippi State ... interception and four tackles at LSU ... six solo stops against Ole Miss ... four tackles at Texas A&M ... 11-yard fumble return against Florida Atlantic ... seven tackles and a TFL at Arkansas ... four tackles, TFL at Tennessee ... five tackles in the Georgia win ... nine tackles, two PBU in win over Alabama ... interception, six tackles against Missouri in SEC Championship Game ... three solo tackles and a TFL vs. Florida State in the BCS Championship

**2012:** Starting strong safety ... ranked 13th in SEC in tackles per game (7.17) ... 12 career starts ... 11 tackles vs. Clemson ... recovered a Mississippi State fumble along with a career-high 12 tackles ... eight tackles and a sack in the win over ULM ... four tackles vs. LSU ... seven tackles and a pair of pass breakups against Arkansas ... eight tackles and a TFL at Ole Miss ... nine tackles at Vanderbilt ... eight tackles vs. Texas A&M ... six tackles and a TFL against New Mexico State ... six tackles and a TFL against Georgia ... six stops at Alabama

**2011:** Played in all 13 games with one start ... 31 tackles for season, 1.5 TFL (-10), one interception, three PBU ... fifth among Auburn DBs with 31 tackles ... recorded one assisted tackle against Mississippi State ... first career interception against Florida Atlantic; returned that pick 25 yards for a touchdown ... first AU true freshman to return an interception for a touchdown since Brad Ware against Alabama (34 yards) in 1996 ... tallied three tackles and a breakup at South Carolina ... team-high eight tackles at Arkansas and a half TFL (-2) ... had just seven tackles entering the game ... credited with three stops and one breakup in the win over Florida ... two tackles at LSU ... two stops against Ole Miss ... one tackle and one breakup at Georgia ... five tackles and one TFL against Samford ... made his first career start and totaled one tackle against Alabama ... two tackles against Virginia

**HIGH SCHOOL:** High School Coach: Eric House ... named the nation's No. 24 cornerback and the No. 5 player from the state of Mississippi by Rivals.com ... ranked No. 24 nationally among cornerbacks by Scout.com ... listed as the nation's No. 27 athlete by ESPN.com/Scouts Inc. ... named a SuperPrep All-American, and the nation's No. 24 defensive back and the No. 4 recruit from Mississippi by SuperPrep ... ranked as the nation's No. 7 cornerback by MaxPreps ... No. 86 in the Mobile Press-Register's Super Southeast 120 ... named to the Clarion Ledger's Dandy Dozen ... selected to play in the Alabama-Mississippi All-Star Game ... recorded 61 tackles as a senior and intercepted four passes, returning two for touchdowns ... on offense as a senior, rushed 60 times for 805 yards and six touchdowns, caught seven passes for 222 yards and two scores, completed 4-7 passes for 62 yards and a TD and returned four kicks for touchdowns ... as a junior, had 32 tackles, three interceptions, two forced fumbles and three fumble recoveries while accounting for over 1,500 all-purpose yards with nine rushing and seven passing touchdowns as a quarterback ... 2009 District 3 (4A) Player of the Year

**PERSONAL:** Birthday is March 12 ... son of Teveeta Whitehead and Frank Ellis ... Major: Accounting ... received his bachelor's degree in August, 2014

## WHITEHEAD'S CAREER DEFENSIVE STATS

YEAR	G/GS	TT	UT	AT	TFL-YDS	OBS-YDS	FF/FR	PD	I/YDS (TD)
2011	13/1	29	22	9	1.5-10	0.0-0	0/0	3	1/25 (TD)
2012	12/12	86	40	46	4.0-9	1.0-5	0/1	5	0/0
2013	14/14	65	44	21	2.5-2	0.0-0	0/1	6	2/0
2014	8/5	28	22	6	1.0-4	0.0-0	0/0	5	4/57 (TD)
Totals	47/32	205	124	81	9.0-25	1.0-5	0/2	22	7/82 (2 TD)

## WHITEHEAD'S CAREER GAME HIGH STATS

Tackles.....	12	at Mississippi State	9/8/12
TFL.....	1.0	5x (last vs. San José St.)	9/6/14
Sacks.....	1.0	ULM	9/15/12
Interceptions.....	1	7x (last at Alabama)	11/29/14
INT TD.....	1	2x (last vs. Arkansas)	8/30/14
Deflections.....	2	2x (last vs. Alabama)	11/30/13
FR.....	1	2x (last vs. FAU)	10/26/13

## WHITEHEAD'S GAME-BY-GAME DEFENSIVE STATS

DATE	OPPONENT	TT	UT	AT	PD	INT-YDS
9/3/11	UTAH STATE	0	0	0	0	0-0
9/10/11	MISSISSIPPI STATE	1	0	1	0	0-0
9/17/11	at Clemson	2	2	0	0	0-0
9/24/11	FLORIDA ATLANTIC	1	1	0	0	1-25
10/1/11	at South Carolina	3	3	0	1	0-0
10/8/11	at Arkansas	8	4	4	0	0-0
10/15/11	FLORIDA	3	2	1	1	0-0
10/22/11	at LSU	2	1	1	0	0-0
10/29/11	OLE MISS	2	1	1	0	0-0
11/12/11	at Georgia	1	0	1	1	0-0
11/19/11	SAMFORD	5	5	0	0	0-0
11/26/11	* ALABAMA	1	1	0	0	0-0
12/31/11	* Virginia (Chick-fil-A)	2	2	0	0	0-0

DATE	OPPONENT	TT	UT	AT	PD	INT-YDS
9/1/12	* Clemson	11	4	7	1	0-0
9/8/12	* at Mississippi State	12	2	10	1	0-0
9/15/12	* ULM	7	5	2	0	0-0
9/22/12	* LSU	4	3	1	1	0-0
10/6/12	* ARKANSAS	7	3	4	2	0-0
10/13/12	* at Ole Miss	8	4	4	0	0-0
10/20/12	* at Vanderbilt	9	6	3	0	0-0
10/27/12	* TEXAS A&M	8	5	3	0	0-0
11/3/12	* NEW MEXICO STATE	6	1	5	0	0-0
11/10/12	* GEORGIA	6	4	2	0	0-0
11/17/12	* ALABAMA A&M	1	0	1	0	0-0
11/24/12	* at Alabama	6	2	4	0	0-0

DATE	OPPONENT	TT	UT	AT	PD	INT-YDS
8/31/13	* WASHINGTON STATE	4	4	1	0	0-0
9/7/13	* ARKANSAS STATE	4	3	1	0	0-0
9/14/13	* MISSISSIPPI STATE*	7	5	2	1	0-0
9/21/13	* at LSU*	4	3	1	0	1-0
10/5/13	* OLE MISS*	6	6	0	0	0-0
10/12/13	* WESTERN CAROLINA	1	0	1	0	0-0
10/19/13	* at Texas A&M*	4	3	1	1	0-0
10/26/13	* FLORIDA ATLANTIC	0	0	0	0	0-0
11/2/13	* at Arkansas*	7	3	4	0	0-0
11/9/13	* at Tennessee*	4	1	3	0	0-0
11/16/13	* GEORGIA*	5	4	1	1	0-0
11/30/13	* ALABAMA*	9	6	3	2	0-0
12/7/13	* vs. Missouri (SEC)	6	5	1	1	1-0
1/6/14	* vs. Florida State (BCS)	3	3	0	0	0-0

DATE	OPPONENT	TT	UT	AT	PD	INT-YDS
8/30/14	* ARKANSAS	7	7	0	0	1-33
9/6/14	* SAN JOSÉ STATE	5	3	2	0	1-19
9/18/14	at Kansas State					DID NOT PLAY
9/27/14	LOUISIANA TECH					DID NOT PLAY
10/4/14	LSU					DID NOT PLAY
10/11/14	at Mississippi State					DID NOT PLAY
10/25/14	SOUTH CAROLINA	0	0	0	0	0-0
11/1/14	at Ole Miss	0	0	0	0	0-0
11/8/14	TEXAS A&M	2	2	0	0	1-0
11/15/14	* at Georgia	9	6	3	0	0-0
11/22/14	* SAMFORD	1	0	1	0	0-0
11/29/14	at Alabama					

# Player Bios



**ANDREW WILLIAMS** #45  
**RB**  
 5-9 • 201 • Sr. • TR  
 Sunflower, Ala. (Miles College)  
 Science & Math

**2014:** Did not see any snaps  
**2013:** Did not see varsity action for the SEC Champions  
**2012:** Attended Miles College in Fairfield, Ala., where he was a member of the football team, before transferring to Auburn  
**HIGH SCHOOL:** Coach: Danny Powell ... part of four Class 2A stats championships at Leroy High, three in football and one in baseball ... football team captain as a junior and senior ... most valuable offensive back ... also a baseball and basketball letterman ... class president, Student Council president, member of National Honor Society, FFA, FCA ... high school teammate of current Auburn receiver Sammie Coates  
**PERSONAL:** Birthday is August 24 ... son of Raymond and Mattie Williams ... has four siblings: Raymond Jr., Kendell, Roneka and Sherrell ... Major: Science and Math



**ANDREW WILLIAMS** #79  
**DL**  
 6-4 • 251 • Fr. • HS  
 McDonough, Ga. (Eagle's Landing Christian)  
 Pre-Business

**2014:** Redshirted  
**HIGH SCHOOL:** Big-bodied pass rusher with strong work ethic ... 66 tackles, 36 TFL, 10 sacks as a senior ... 1A defensive player of the year ... helped ELCA to the 2012 state title and a state semifinal berth in 2013 ... high school coach was Jonathan Gess ... O-D All-American Bowl ... Class 1A state discus champion and shot put runner-up ... county athlete of the year ... Rivals No. 12 DE ... 247sports No. 12 DE  
**PERSONAL:** Son of Kelly Williams and Tyrone Williams ... older brother Anthony played at Georgia Tech and now plays at Troy ... birthday is December 13 ... Major at Auburn: Pre-Business



**D'HAQUILLE WILLIAMS** #1  
**WR**  
 6-2 • 216 • Jr. • JC  
 LaPlace, La. (Mississippi Gulf Coast CC)  
 Liberal Arts

**2014:** Played in 10 games with seven starts ... four 100-yard games ... leads team with 45 catches for 730 yards ... gained 154 yards, one TD (18 yds) receiving in his debut vs. Arkansas (12th best receiving day ever by an Auburn player) ... his nine receptions were ninth best ever in AU records ... most receiving yards ever by an Auburn player in his first game ... gained 60 yards on four catches vs. San José State ... 110 yards receiving on eight catches at Kansas State, with a 9-yard TD from Marshall ... 18-yard TD off a deflected pass was one of two catches vs. Louisiana Tech ... 108 yards receiving with two TD on 6 catches at Mississippi State ... three catches for 34 yards vs. South Carolina ... three catches for 71 yards at Ole Miss ... left the Texas A&M game with a knee injury and did not play against Georgia or Samford ... 121 yards on seven receptions at Alabama ... Phil Steele mid-season all-SEC team ... Preseason all-SEC third team (Phil Steele) ... enrolled at Auburn in January

**JUNIOR COLLEGE/HIGH SCHOOL:** Experienced receiver with tremendous size and leaping ability ... NJCAA honorable mention All-America in 2013, catching 51 passes for 733 yards and 9 scores ... 2012 NJCAA All-American with 67 catches for 1,295 yards and 17 TD as a freshman for coaches Steve Campbell and Chad Huff ... all-region and all-state honoree, CFA preseason all-JUCO ... played for coaches Ronald Barrilleaux and Larry Dauterive at East St. John High earning first team all-state honors both years he played high school football ... 1,495 yards, 25 TD as a senior ... also played high school basketball ... 247sports No. 1 JUCO receiver ... Rivals No. 1 JUCO prospect ... PrepStar JUCO All-America

**PERSONAL:** Birthday is May 13 ... son of Janie and Edward Williams ... has four sisters -- Janikian, India, Toyana and Daviada -- and three brothers -- Ralpheal, Keoki and Kendall ... Major at Auburn: Liberal Arts

## WILLIAMS' CAREER RECEIVING STATS

YEAR	G/GS	NO	YDS	AVG	TD	LP/OPPONENT
2014	10/7	45	730	16.2	5	62/Arkansas

## WILLIAMS' CAREER GAME HIGH STATS

Receptions	9	Arkansas	8/30/14
Rec. Yards	154	Arkansas	8/30/14
Rec. Long	62	Arkansas	8/30/14
Rec. TDs	2	at Miss. State	10/11/14
100-Yd Games	4	last: at Alabama	11/29/14
Career TDs	5	5 rec.	

## WILLIAMS' GAME-BY-GAME RECEIVING STATS

DATE	OPPONENT	REC	YDS	AVG	TD	TD Yds
8/30/14	* ARKANSAS	9	154	17.1	1	18
9/6/14	* SAN JOSÉ STATE	4	60	15.0	0	--
9/18/14	* at Kansas State	8	110	13.8	1	9
9/27/14	* LOUISIANA TECH	2	33	16.5	1	18
10/4/14	* LSU	2	28	14.0	0	--
10/11/14	* at Mississippi State	6	108	18.0	2	9, 15
10/25/14	* SOUTH CAROLINA	3	34	11.3	0	--
11/1/14	at Ole Miss	3	71	23.7	0	--
11/8/14	TEXAS A&M	1	11	11.0	0	--
11/15/14	at Georgia				DID NOT PLAY	
11/22/14	SAMFORD				DID NOT PLAY	
11/29/14	at Alabama	7	121	17.3	0	--

# Player Bios



**TRE'** #30

**WILLIAMS** LB

6-2 • 225 • Fr. • HS  
Mobile, Ala. (St. Paul's Episcopal)  
Communication

**2014:** Played in 12 games with one start ... made first career start against LSU ... totaled seven tackles against Louisiana Tech ... had two tackles against San Jose State ... added two tackles in Samford win ... one stop against both LSU and Mississippi State

**HIGH SCHOOL:** Instinctive athlete who can play sideline to sideline ... St. Paul's career tackle leader; 119 tackles as a senior ... all-state, all-region as a junior and senior ... high school coach was Steve Mask ... Under Armour All-American Game, Alabama-Mississippi All-Star Game ... Mobile Press-Register Male Athlete of the Year, Coastal Alabama defensive player of the year, AL.com A-List ... shot put state champion as a junior and 2014 state 5A player of the year in basketball ... Parade All-America honorable mention ... 247sports No. 1 LB, No. 22 overall ... Rivals No. 2 LB, Top 25 nationally ... Scout No. 2 LB, No. 33 overall ... ESPN No. 4 LB, Top 70 overall ... MaxPreps All-America

**PERSONAL:** Son of Charleste Vaughn McMillian ... birthday is March 3 ... Major at Auburn: Communication

## WILLIAMS' CAREER DEFENSIVE STATS

YEAR	G/GS	TT	UT	AT	TFL-YDS	OBS-YDS	FF/FR	PD	IYDS
2014	12/1	13	6	7	0-0	0-0	0/0	0	0/0

## WILLIAMS' CAREER GAME HIGH STATS

Tackles.....7 LA Tech 9/27/14

## WILLIAMS' GAME-BY-GAME DEFENSIVE STATS

DATE	OPPONENT	TT	UT	AT	PD	INT-YDS
8/30/14	ARKANSAS	0	0	0	0	0-0
9/6/14	SAN JOSÉ STATE	2	1	1	0	0-0
9/18/14	at Kansas State	0	0	0	0	0-0
9/27/14	LOUISIANA TECH	7	4	3	0	0-0
10/4/14	LSU	1	0	1	0	0-0
10/11/14	at Mississippi State	1	0	1	0	0-0
10/25/14	SOUTH CAROLINA	0	0	0	0	0-0
11/1/14	at Ole Miss	0	0	0	0	0-0
11/8/14	TEXAS A&M	0	0	0	0	0-0
11/15/14	at Georgia	0	0	0	0	0-0
11/22/14	SAMFORD	2	2	0	0	0-0
11/29/14	at Alabama	0	0	0	0	0-0



**HUNTER** #37

**WOOD** HB

6-3 • 245 • Fr. • HS  
Spanish Fort, Ala. (Spanish Fort)  
Pre-Engineering

**2014:** Played in eight games

**HIGH SCHOOL:** Earned all-county, all-region, all-state honors at Spanish Fort High ... team captain for Coach Mark Freeman ... part of 2012 and 2013 5A state championship team ... Alabama-Mississippi All-Star Game ... also a letterman in basketball and track and field ... graduated with college preparatory honors ... National Honor Society, Math National Honor Society, State AP Scholar

**PERSONAL:** Birthday is December 19 ... son of Russ and Kelly Wood ... father played football at Alabama and grandfather played football and baseball at Troy ... has one sister, Mary Frances ... member of the Fellowship of Christian Athletes ... Major at Auburn: Pre-Engineering



**GABE** #90

**WRIGHT** DL

6-3 • 284 • Sr. • 3L  
Columbus, Ga. (Carver)  
Public Administration

**2014:** Versatile starter on defensive line ... Played in all 12 games with six starts ... honorable mention All-SEC ... started at left defensive tackle vs. Arkansas, recording two solo stops and a TFL ... sack, TFL, two tackles and a QB hurry against San José State ... solo tackle at Kansas State ... three tackles, three QB hurries against Louisiana Tech ... three QB hurries, two tackles vs. LSU ... three tackles vs. South Carolina ... two tackles, TFL at Ole Miss ... three tackles at Georgia ... TFL, three tackles, two QB hurries vs. Samford ... TFL at Alabama ... game captain: Arkansas, San José State, Kansas State, Louisiana Tech, LSU, Mississippi State, South Carolina, Ole Miss, Texas A&M, Georgia, Samford, Alabama ... invited to Reese's Senior Bowl ... preseason all-SEC first team (SEC media); second team (Athlon, Phil Steele); third team (Lindy's, CFB Matrix) ... Outland Trophy and Bronko Nagurski Trophy watch lists ... represented Auburn at SEC Media Days

**2013:** Veteran defensive tackle who started 11 games for the SEC Champions, the last 10 in a row ... AP All-SEC honorable mention ... three tackles, two TFL against Arkansas State ... four tackles, three TFL, two sacks (-16) vs. Ole Miss ... pair of solo tackles against Western Carolina ... contributed three tackles at Texas A&M ... fumble recovery and three tackles at Arkansas ... made four tackles in Georgia win ... 6-yard sack of A.J. McCarron was one of four tackles in win over Alabama ... two solo tackles in SEC Championship Game vs. Missouri

**2012:** Started the last five games of season at defensive tackle ... nine career starts ... had a TFL in the LSU game ... two tackles and a TFL at Ole Miss ... sack and a QB hurry at Vanderbilt ... three tackles and a TFL vs. New Mexico State ... three tackles against Georgia ... recorded 8 tackles at Alabama

**2011:** Played in all 13 games with three starts ... recorded his first career tackle against Clemson ... had one tackle, a TFL (-5), at Arkansas ... also forced the first fumble of his career ... recorded one tackle at LSU ... made his first career start against Ole Miss, gaining one tackle with one QB hurry ... starter against Georgia, with a career-best four tackles ... three tackles, one TFL (-2) and one QB hurry in win over Samford ... sack (-7) against Virginia in Chick-fil-A Bowl

**HIGH SCHOOL:** High School Coach: Dell McGee ... listed as the No. 3 defensive tackle and the No. 26 player overall by ESPN.com/Scouts Inc. ... ranked as the No. 7 player in the state of Georgia and the nation's No. 121 player by Rivals.com ... named the No. 13 defensive tackle in the nation by Rivals.com ... listed as the nation's No. 11 defensive tackle by Scout.com ... listed as the No. 110 player in the nation by Scout.com ... Named to the Parade All-America team ... named to the PrepStar Dream Team as the No. 87-ranked player in the nation ... named a SuperPrep All-American, and the nation's No. 25 defensive lineman and the No. 8 recruit from Georgia by SuperPrep ... PrepStar All-American ... No. 47 in the Mobile Press-Register's Super Southeast 120 ... selected to play in the 2011 Under Armour All-American Game following his senior season ... had 88 tackles, including 11 sacks and 12 tackles for loss, while forcing five fumbles as a senior

**PERSONAL:** Birthday is April 3 ... son of Viola Wright ... Major: Public Administration

## WRIGHT'S CAREER DEFENSIVE STATS

YEAR	G/GS	TT	UT	AT	TFL-YDS	OBS-YDS	FF/FR	QBH	IYDS
2011	13/3	12	6	6	3.0-14	1.0-7	1/0	3	0/0
2012	12/6	19	12	7	4.5-14	1.0-6	0/1	6	0/0
2013	14/11	31	16	15	8.5-35	3.0-22	0/1	9	0/0
2014	12/6	23	10	13	4.5-15	1.0-7	0/0	8	0/0
Totals	51/26	85	44	41	20.0-79	6.0-42	1/2	26	0/0

## WRIGHT'S CAREER GAME HIGH STATS

Tackles.....	8 at Alabama	11/24/12
TFL.....	3.0 Ole Miss	10/5/13
Sacks.....	2.0 Ole Miss	10/5/13
FF.....	1 at Arkansas	10/8/11
FR.....	1 at Arkansas	11/2/13



# Player Bios

## WRIGHT'S GAME-BY-GAME DEFENSIVE STATS

DATE	OPPONENT	TT	UT	AT	TFL-YDS	QBS-YDS
9/3/11	UTAH STATE	0	0	0	0.0-0	0.0-0
9/10/11	MISSISSIPPI STATE	0	0	0	0.0-0	0.0-0
9/17/11	at Clemson	1	1	0	0.0-0	0.0-0
9/24/11	FLORIDA ATLANTIC	0	0	0	0.0-0	0.0-0
10/1/11	at South Carolina	0	0	0	0.0-0	0.0-0
10/8/11	at Arkansas	1	1	0	1.0-5	0.0-0
10/15/11	FLORIDA	0	0	0	0.0-0	0.0-0
10/22/11	at LSU	1	0	1	0.0-0	0.0-0
10/29/11	* OLE MISS	1	0	1	0.0-0	0.0-0
11/12/11	* at Georgia	4	1	3	0.0-0	0.0-0
11/19/11	* SAMFORD	3	2	1	1.0-2	0.0-0
11/26/11	ALABAMA	0	0	0	0.0-0	0.0-0
12/31/11	Virginia (Chick-fil-A)	1	1	0	1.0-7	1.0-7

DATE	OPPONENT	TT	UT	AT	TFL-YDS	QBS-YDS
9/1/12	Clemson	0	0	0	0.0-0	0.0-0
9/8/12	at Mississippi State	0	0	0	0.0-0	0.0-0
9/15/12	ULM	0	0	0	0.0-0	0.0-0
9/22/12	LSU	1	0	1	0.5-2	0.0-0
10/6/12	ARKANSAS	0	0	0	0.0-0	0.0-0
10/13/12	at Ole Miss	2	1	1	0.5-1	0.0-0
10/20/12	* at Vanderbilt	1	1	0	1.0-6	1.0-6
10/27/12	* TEXAS A&M	0	0	0	0.0-0	0.0-0
11/3/12	* NEW MEXICO STATE	3	2	1	1.0-3	0.0-0
11/10/12	* GEORGIA	3	2	1	0.0-0	0.0-0
11/17/12	* ALABAMA A&M	1	1	0	1.0-2	0.0-0
11/24/12	* at Alabama	8	5	3	0.5-1	0.0-0

DATE	OPPONENT	TT	UT	AT	TFL-YDS	QBS-YDS
8/31/13	* WASHINGTON STATE	1	1	0	1.0-3	0.0-0
9/7/13	ARKANSAS STATE	3	2	1	2.0-5	0.0-0
9/14/13	MISSISSIPPI STATE*	0	0	0	0.0-0	0.0-0
9/21/13	at LSU*	3	0	3	0.5-1	0.0-0
10/5/13	* OLE MISS*	4	3	1	3.0-18	2.0-16
10/12/13	* WESTERN CAROLINA	2	2	0	0.0-0	0.0-0
10/19/13	* at Texas A&M*	3	1	2	0.0-0	0.0-0
10/26/13	* FLORIDA ATLANTIC	0	0	0	0.0-0	0.0-0
11/2/13	* at Arkansas*	3	1	2	0.5-1	0.0-0
11/9/13	* at Tennessee*	1	1	0	0.0-0	0.0-0
11/16/13	* GEORGIA*	4	1	3	0.0-0	0.0-0
11/30/13	* ALABAMA*	4	2	2	1.5-7	1.0-6
12/7/13	* vs. Missouri (SEC)	2	2	0	0.0-0	0.0-0
1/6/14	* vs. Florida State (BCS)	1	0	1	0.0-0	0.0-0

DATE	OPPONENT	TT	UT	AT	TFL-YDS	QBS-YDS
8/30/14	* ARKANSAS	2	2	0	1.0-1	0.0-0
9/6/14	* SAN JOSE STATE	2	1	1	1.0-7	1.0-7
9/18/14	at Kansas State	1	1	0	0.0-0	0.0-0
9/27/14	LOUISIANA TECH	3	0	3	0.0-0	0.0-0
10/4/14	* LSU	2	0	2	0.0-0	0.0-0
10/11/14	* at Mississippi State	0	0	0	0.0-0	0.0-0
10/25/14	SOUTH CAROLINA	3	0	3	0.0-0	0.0-0
11/1/14	at Ole Miss	2	2	0	1.0-2	0.0-0
11/8/14	TEXAS A&M	1	1	0	0.0-0	0.0-0
11/15/14	at Georgia	3	2	1	0.0-0	0.0-0
11/22/14	* SAMFORD	3	1	2	1.0-5	0.0-0
11/29/14	at Alabama					



**AVERY** #56  
**YOUNG** OL  
 6-6 • 315 • So. • 1L  
 Palm Beach Gardens, Fla. (Palm Beach Gardens)  
 Fitness, Conditioning & Performance

**2014:** Started all 12 games on the offensive line ... started the season playing right guard ... started at left guard for the Louisiana Tech game ... started vs. LSU at right tackle and stayed there the next six games ... starter at left guard at Alabama

**2013:** Started nine games for the SEC Champions ... early-season backup to Patrick Miller at right offensive tackle after taking a medical redshirt last season ... starter against Western Carolina

**2012:** True freshman who earned the early-season starting nod at right offensive tackle, making three starts while fighting through injury ... saw first collegiate action vs. Clemson ... did not play against LSU or afterward ... SEC Honor Roll

**HIGH SCHOOL:** Offensive lineman from Palm Beach Gardens High in south Florida ... High School Coach: Chris Davis ... eighth-ranked offensive tackle nationally, 14th-ranked player from the state of Florida and 74th-ranked player nationally on Rivals.com ... fifth-ranked offensive tackle nationally, fourth-rated prospect from the state of Florida and 27th nationally overall according to Scout.com ... 29th-rated offensive tackle nationally and 35th-rated prospect from the state of Florida according to 247Sports.com ... ranked eighth at the offensive tackle position nationally, 14th overall from the state of Florida and 61st overall nationally by ESPN.com ... five-star prospect according to Scout ... four-star prospect according to Rivals, ESPN and 247Sports.com ... 2012 Under Armour All-American Game

**PERSONAL:** Birthday is November 12 ... son of Willie and Toni Young ... older brother Willie Jr. is an NFL defensive end with the Chicago Bears ... cousin Thomas Davis is a linebacker for the Carolina Panthers ... Major: Fitness, Conditioning and Performance



**PATRICK** #49  
**YOUNG** FB  
 6-2 • 230 • Jr. • 1L  
 Trussville, Ala. (Hewitt-Trussville)  
 Biomedical Sciences

**2014:** Suffered a season-ending knee injury in the preseason ... named a Rhodes Scholar semifinalist in October

**2013:** Saw action against Western Carolina and Florida Atlantic for the SEC Champions ... SEC Academic Honor Roll

**2012:** Saw varsity action for the Tigers against Alabama A&M ... SEC Honor Roll for academics

**2011:** Redshirted for the Chick-fil-A Bowl champions

**HIGH SCHOOL:** High School Coach: Hal Riddle ... team offensive captain ... led team in receiving yards and catches ... Football Scholar-Athlete of the Year ... all-metro academic team ... all-area in basketball as a junior and senior ... Student Council, National Honor Society, National Math Honor Society, Principal's Choice award

**PERSONAL:** Birthday is May 7 ... son of Joy and Philip Young ... has two brothers, James and Philip ... Major: Biomedical Sciences ... active in Fellowship of Christian Athletes

# Head Coach Gus Malzahn



In his second year at Auburn, head coach Gus Malzahn has led the Tigers to a 20-6 record and two January bowl games, including a Southeastern Conference Championship and an appearance in the BCS National Championship Game in 2013.

Named the 2013 National Coach of the Year after leading the Tigers to a 12-2 record and one of the most memorable seasons in school history, Malzahn's second squad enters the Outback

Bowl with an 8-4 record after navigating the nation's most difficult schedule. In 2014, Auburn faced 11 teams that were bowl eligible, with five road games against ranked opponents. The high-powered Malzahn offense has accounted for an average of 495.7 yards total offense and 37.8 points per game over two seasons.

Malzahn, 29-9 in three seasons as a head coach, has won or played for a conference title in six of his nine seasons as a college coach, including winning a conference crown in three of the last five seasons with Auburn in 2010 and 2013 and Arkansas State in 2012. He became just the third coach in SEC history to win an SEC title in his first year at a school, joining LSU's Bernie Moore in 1935 and Ole Miss' John Vaught in 1947.

The 2013 Bear Bryant, Bobby Bowden, Eddie Robinson, Home Depot, Sporting News, SB Nation, Liberty Mutual and Associated Press National Coach of the Year, Malzahn earned SEC Coach of the Year honors after guiding Auburn to the biggest turnaround in SEC history.

He has produced 12 1,000-yard rushers in nine seasons as a college head coach/coordinator, at least one in each season, including Heisman Trophy finalist Tre Mason (1,816) and Nick Marshall (1,068) in 2013 and Cameron-Artis Payne (1,482) in 2014. Malzahn has also had five 1,000-yard receivers and three 3,000-yard passers. He has had two 1,000-yard rushers in the same season three times: 2013 (Auburn), 2010 (Auburn) and 2006 (Arkansas). His 2007 Tulsa team had three 1,000-yard receivers.

In 2013, Auburn led the nation in rushing at 328.3 yards per game (the first SEC team ever to do so), and the Tigers topped the SEC in rushing for 2014 at 258.5 yards per game.

Auburn was just the second team in SEC history to gain more than 7,000 yards total offense in a season in 2013, finishing the year with 7,018 yards; the other was Texas A&M in 2012.

The Tigers set a school record with 48 rushing touchdowns in 2013, set a school record against SEC opponents with 677 yards of total offense vs. No. 5 Missouri in the SEC Championship Game. The Tigers set SEC Championship Game team records for rushing

## PERSONAL

**Hometown** Fort Smith, Arkansas  
**Wife** Kristi  
**Children** daughters: Kylie and Kenzie

## EDUCATION

**College** Henderson State University (1990)

## PLAYING EXPERIENCE

**1984-85** Arkansas (wide receiver)  
**1988-89** Henderson State (receiver, punter)

## COACHING EXPERIENCE

**1991-95** **Hughes High School (Ark.)**  
*Defensive Coordinator (1991)*  
*Head Coach (1992-95)*  
**1996-2000** **Shiloh High School (Ark.)**  
*Head Coach*  
**2001-05** **Springdale High School (Ark.)**  
*Head Coach*  
**2006** **Arkansas**  
*Offensive Coordinator/Wide Receivers*  
**2007-08** **Tulsa**  
*Assistant Head Coach*  
*Co-Offensive Coordinator/Quarterbacks*  
**2009-11** **Auburn**  
*Offensive Coordinator/Quarterbacks*  
**2012** **Arkansas State**  
*Head Coach*  
**2013-** **Auburn**  
*Head Coach*

## BOWL EXPERIENCE

Player – 1984 Liberty, 1985 Holiday  
 Coach – 2007 Capital One, 2008 GMAC, 2009 GMAC, 2010 Outback, 2011 BCS National Championship Game, 2012 Chick-fil-A Bowl, 2014 BCS National Championship Game, 2015 Outback

26 first downs, 74 rushing attempts, 545 rushing yards and seven rushing touchdowns.

Tre Mason, a Heisman Trophy finalist and SEC Player of the Year in 2013, ranked third in the nation with 23 touchdowns, was fifth nationally with 1,816 yards rushing, sixth with 10.7 points per game, sixth with 169.57 all-purpose yards per game and eighth with 129.7 rushing yards per game. Mason set the Auburn single-season record with 1,816 rushing yards and 2,374 all-purpose yards, is second with 317 rushing attempts. His 46 rushing attempts and 304 rushing yards vs. No. 5 Missouri set SEC Championship Game records and fell three yards shy of the Auburn record.

Four Auburn players were taken in the 2014 NFL Draft, including two first round picks; offensive tackle Greg Robinson No. 2 overall to the St. Louis Rams and defensive end Dee Ford No. 23 to the Kansas City Chiefs. Mason was a third round selection by the Rams while fullback Jay Prosch was a sixth round pick by the Houston Texans.

Malzahn, who won the Broyles Award as the nation's top assistant coach in 2010 while helping the Tigers to the national title, returned to Auburn after serving as the head coach at Arkansas State

# Head Coach Gus Malzahn

in 2012, where he led the program to the Sun Belt Conference title.

As offensive coordinator, Malzahn made an immediate impact during his tenure at Auburn, highlighted by a record-setting offense in 2010 when the Tigers finished 14-0 and claimed the school's first national title since 1957.

Malzahn's arrival in 2009 and style of offense marked a drastic turnaround from the 2008 season when Auburn struggled offensively. In a two-year period, the Tigers improved from a tie for 110th to seventh in the nation in scoring offense (from 17.3 to 41.2) and from 104th to seventh in total offense.

The 2010 Auburn offense set nine school records, while leading the SEC and finished in the top 10 nationally in six statistical categories. He coached Heisman Trophy winner Cam Newton, who had one of the best single-season performances at the position in college football history. Newton threw for 2,908 yards and 30 touchdowns, while rushing for 1,586 yards and 20 TDs. Newton, the No. 1 overall draft pick in the 2011 NFL Draft, also won the Davey O'Brien, Manning and Maxwell Awards.

During two seasons (2007-08) at Tulsa, Malzahn's offenses were among the nation's finest, ranking first nationally in total offense. Tulsa's offense in 2007 established nine team and 12 individual school records; the 2008 Tulsa offense averaged 569.9 yards per game and was second nationally averaging 47.2 points per games.

Malzahn spent one season at Arkansas as offensive coordinator, coaching Heisman Trophy runner-up Darren McFadden and helping the SEC West champion Razorbacks finish fourth nationally in rushing offense.

Malzahn's coaching career began in his home state of Arkansas at the high school level. In 14 seasons as a high school head coach, Malzahn led seven teams to the state championship game and won three titles. In July 2013, he was inducted into the Arkansas High School Sports Hall of Fame.

Malzahn is married to the former Kristi Otwell and they are the parents of two daughters, Kylie and Kenzie.

## Malzahn Year-By-Year

### HEAD COACH

Year	School	Record	Conf.	Notes
2012	Arkansas State	9-3	7-1	Sun Belt Champions
2013	Auburn	12-2	7-1	SEC Champions
2014	Auburn	8-4	4-4	Outback Bowl
<b>Arkansas State Totals</b>		<b>9-3</b>	<b>7-1</b>	
<b>Auburn Totals</b>		<b>20-6</b>	<b>11-5</b>	
<b>HEAD COACH TOTALS</b>		<b>29-9</b>	<b>18-6</b>	BCS National Championship Game

### COLLEGIATE ASSISTANT

2006	Arkansas	Offensive Coordinator	10-4	7-1
<b>Arkansas Totals</b>			<b>10-4</b>	<b>7-1</b>
2007	Tulsa	Asst. Head Coach/Co-Offensive Coord.	10-4	6-3
2008	Tulsa	Asst. Head Coach/Co-Offensive Coord.	11-3	7-2
<b>Tulsa Totals</b>			<b>21-7</b>	<b>13-5</b>
2009	Auburn	Offensive Coord./QB Coach	8-5	3-5
2010	Auburn	Offensive Coord./QB Coach	14-0	8-0
2011	Auburn	Offensive Coord./QB Coach	8-5	4-4
<b>Auburn Totals</b>			<b>30-10</b>	<b>15-9</b>
<b>ASSISTANT COACH TOTALS</b>			<b>61-21</b>	<b>35-15</b>

### BOWL GAMES

1984 Liberty Bowl	Arkansas lost to Auburn, 21-15 [player]
1985 Holiday Bowl	Arkansas defeated Arizona State, 18-17 [player]
2007 Capital One Bowl	Arkansas lost to Wisconsin, 17-14
2008 GMAC Bowl	Tulsa defeated Bowling Green, 63-7
2009 GMAC Bowl	Tulsa defeated Ball State, 45-13
2010 Outback Bowl	Auburn defeated Northwestern, 38-35 [OT]
2011 BCS National Championship	Auburn defeated Oregon, 22-19
2012 Chick-fil-A Bowl	Auburn defeated Virginia, 43-24
2014 BCS National Championship	Auburn lost to Florida State, 34-31
2015 Outback Bowl	vs. Wisconsin



# Assistant Coaches



## Dameyune CRAIG

**CO-OFFENSIVE COORD./WIDE RECEIVERS**

### PERSONAL

**Hometown** Prichard, Alabama  
**Wife** Neke  
**Children** sons: Devin Chanse and Drake Christian

### EDUCATION

**College** Auburn University (2002)

### PLAYING EXPERIENCE

1994-97 Auburn (quarterback)  
 1998-2001 Carolina Panthers (quarterback)  
 2002 Washington Redskins (quarterback)

### COACHING EXPERIENCE

2003 **Blount High School (Ala.)**  
*Assistant Coach*  
 2004 **LSU**  
*Graduate Assistant*  
 2005 **Miami Dolphins**  
*Special Teams*  
 2006-07 **Tuskegee**  
*Quarterbacks*  
 2008-09 **South Alabama**  
*Wide Receivers*  
 2010-12 **Florida State**  
*Quarterbacks*  
 2013- **Auburn**  
*Co-Offensive Coordinator/Wide Receivers*

### BOWL EXPERIENCE

Player – 1996 Outback, 1996 Independence, 1998 Peach  
 Coach – 2004 Capital One, 2006 Pioneer, 2007 Pioneer,  
 2010 Chick-Fil-A, 2011 Champs Sports, 2012 Orange,  
 2014 BCS National Championship Game, 2015 Outback



## Scott FOUNTAIN

**SPECIAL TEAMS/TIGHT ENDS**

### PERSONAL

**Hometown** East Brewton, Alabama  
**Wife** Rosie  
**Children** sons: Brookes, Hunter, Tanner and Skyler

### EDUCATION

**College** Samford University (1988)  
 Florida State University (Master's, 1998)

### PLAYING EXPERIENCE

1984-87 Samford University (offensive line)

### COACHING EXPERIENCE

1988 **Flomaton High School (Ala.)**  
*Assistant Coach*  
 1989 **W.S. Neal High School (Ala.)**  
*Assistant Coach*  
 1990-92 **Frisco City High School (Ala.)**  
*Head Coach*  
 1993 **Monroe County High School (Ala.)**  
*Head Coach*  
 1994-96 **Florida State**  
*Graduate Assistant*  
 1997-2003 **Central Florida**  
*Guards and Centers/Co-Recruiting Coord. (1997)*  
*Tackles and Tight Ends/Recruiting Coord. (1998-2003)*  
 2004-05 **Middle Tennessee**  
*Offensive Line*  
 2006 **Georgia Southern**  
*Assistant Head Coach/Offensive Line*  
 2007-08 **Iowa State**  
*Tight Ends/Recruiting Coordinator*  
 2009-12 **Auburn**  
*Director of Player Personnel*  
 2013- **Auburn**  
*Special Teams/Tight Ends*

### BOWL EXPERIENCE

Coach – 1994 Sugar, 1995 Orange, 1996 Sugar, 2009 Outback,  
 2010 BCS National Championship, 2011 Chick-fil-A,  
 2014 BCS National Championship Game, 2015 Outback

# Assistant Coaches



## Rodney GARNER

**ASSOC. HC/DEFENSIVE LINE**

### PERSONAL

**Hometown** Leeds, Alabama  
**Wife** Kimberly  
**Children** daughters: Bridgett, Brielle, Jaiden, Kai, Sydney and Milan

### EDUCATION

**College** Auburn University (1990)

### PLAYING EXPERIENCE

1984-88 Auburn (defensive line)

### COACHING EXPERIENCE

1990-95 **Auburn**  
*Strength and Conditioning Assistant*  
*Recruiting Coordinator*  
*Tight Ends*  
 1996-97 **Tennessee**  
*Tight Ends (1996)*  
*Offensive Tackles (1997)*  
 1998-2012 **Georgia**  
*Defensive Line and Recruiting Coord. (1998-2004)*  
*Defensive Line, Recruiting Coordinator*  
*Asst. Head Coach (2005-12)*  
 2013- **Auburn**  
*Associate Head Coach/Defensive Line*

### BOWL EXPERIENCE

Player – 1984 Liberty, 1985 Cotton, 1986 Citrus, 1987 Sugar, 1988 Sugar  
 Coach – 1998 Peach, 1999 Outback, 2000 O’ahu, 2001 Music City, 2002 Sugar, 2003 Capital One, 2004 Outback, 2005 Sugar, 2006 Chick-fil-A, 2007 Sugar, 2008 Capital One, 2009 Independence, 2010 Liberty, 2011 Outback, 2012 Capital One, 2014 BCS National Championship Game, 2015 Outback



## J.B. GRIMES

**OFFENSIVE LINE**

### PERSONAL

**Hometown** Clarendon, Arkansas  
**Wife** Jennifer  
**Children** daughters: Danielle and Lindsey; sons: Aaron and Nick

### EDUCATION

**College** Henderson State University (1977)  
 University of Louisiana at Monroe (Master’s, 1981)

### PLAYING EXPERIENCE

1973-76 Henderson State (offensive line)


### COACHING EXPERIENCE

1977 **Nashville High School (Ark.)**  
*Assistant Coach*  
 1978 **Des Arc High School (Ark.)**  
*Assistant Coach*  
 1979-80 **Louisiana-Monroe**  
*Offensive Line*  
 1981-82 **Arkansas**  
*Graduate Assistant*  
 1983 **Delta State**  
*Offensive Line*  
 1984 **Missouri**  
*Offensive Line*  
 1985-88 **Louisiana-Monroe**  
*Offensive Line*  
 1989-92 **Arkansas**  
*Offensive Line*  
 1993-97 **Virginia Tech**  
*Offensive Line*  
 1998-2002 **Texas A&M**  
*Offensive Line*  
 2003 **East Carolina**  
*Assistant Head Coach/Offensive Line*  
 2004-08 **Mississippi State**  
*Offensive Line*  
 2010-11 **Kansas**  
*Offensive Line*  
 2012 **Arkansas State**  
*Offensive Line*  
 2013- **Auburn**  
*Offensive Line*

### BOWL EXPERIENCE

Coach - 1989 Cotton, 1991 Independence, 1993 Independence, 1994 Gator, 1995 Sugar, 1996 Orange, 1997 Gator, 1998 Sugar, 1999 Alamo, 2000 Independence, 2001 GalleryFurniture.com, 2007 Liberty, 2012 GoDaddy.com, 2014 BCS National Championship Game, 2015 Outback

# Assistant Coaches



## Charlie HARBISON

**CO-DEFENSIVE COORD./SAFETIES**

### PERSONAL

**Hometown** Shelby, North Carolina  
**Wife** Tammy  
**Children** Charlie, Stedman, Masai, Msiba

### EDUCATION

**College** Gardner-Webb College (1995)

### PLAYING EXPERIENCE

1978-81 Gardner-Webb College (defensive back)  
 1982 Buffalo Bills (defensive back)

### COACHING EXPERIENCE

1984-85 **Gardner-Webb**  
*Defensive Backs*  
 1988 **East Lincoln Senior High School (N.C.)**  
*Assistant Coach*  
 1990 **Charlotte Barons**  
*Assistant Coach*  
 1991 **Lincolnton Senior High School (N.C.)**  
*Assistant Coach*  
 1992-93 **Gardner-Webb**  
*Wide Receivers*  
 1993 **Charlotte Rage**  
*Defensive Coordinator*  
 1994 **UTEP**  
*Defensive Backs*  
 1995-97 **Clemson**  
*Defensive Backs*  
 1998-2000 **Alabama**  
*Defensive Backs*  
 2001-02 **LSU**  
*Defensive Backs*  
 2003-06 **Alabama**  
*Wide Receivers*  
 2007-08 **Mississippi State**  
*Secondary (2007)*  
*Secondary/Defensive Coordinator (2008)*  
 2009-12 **Clemson**  
*Secondary/Co-Defensive Coordinator*  
 2013- **Auburn**  
*Co-Defensive Coordinator/Safeties*

### BOWL EXPERIENCE

Coach – 1995 Gator, 1996 Peach, 1997 Peach, 1998 Music City, 1999 Orange, 2001 Sugar, 2002 Cotton, 2004 Music City, 2005 Cotton, 2006 Independence, 2007 Liberty, 2008 Gator, 2009 Music City, 2010 Meineke Car Care, 2011 Orange, 2012 Chick-fil-A, 2014 BCS National Championship Game, 2015 Outback



## Tim HORTON

**RUNNING BACKS**

### PERSONAL

**Hometown** Conway, Arkansas  
**Wife** Lauren  
**Children** daughter: Caroline; son: Jackson

### EDUCATION

**College** University of Arkansas (1990)

### PLAYING EXPERIENCE

1986-89 Arkansas (wide receivers)

### COACHING EXPERIENCE

1990-98 **Appalachian State**  
*Receivers and Tight Ends (1990-92)*  
*Running Backs and Recruiting Coord. (1993-98)*  
 1999-2005 **Air Force**  
*Wide Receivers (1999-2004)*  
*Running Backs (2005)*  
 2006 **Kansas State**  
*Running Backs*  
 2007-12 **Arkansas**  
*Running Backs/Recruiting Coordinator*  
 2013- **Auburn**  
*Running Backs*

### BOWL EXPERIENCE

Player – 1986 Orange, 1987 Liberty, 1988 Cotton, 1989 Cotton  
 Coach – 2000 Silicon Valley, 2002 San Francisco, 2006 Texas, 2007 Cotton, 2009 Liberty, 2010 Sugar, 2011 Cotton, 2014 BCS National Championship Game, 2015 Outback



# Assistant Coaches



## Rhett LASHLEE

**OFFENSIVE COORD./QUARTERBACKS**

### PERSONAL

**Hometown** Springdale, Arkansas  
**Wife** Lauren  
**Children** sons: Thomas and Hudson

### EDUCATION

**College** Arkansas (2006)  
 Auburn (Master's, 2009)

### PLAYING EXPERIENCE

**2002-04** Arkansas (quarterback)

### COACHING EXPERIENCE

**2006** Arkansas  
*Graduate Assistant*  
**2009-10** Auburn  
*Graduate Assistant*  
**2011** Samford  
*Offensive Coordinator*  
**2012** Arkansas State  
*Offensive Coordinator*  
**2013-** Auburn  
*Offensive Coordinator/Quarterbacks*

### BOWL EXPERIENCE

Player – 2002 Music City, 2003 Independence  
 Coach – 2009 Outback, 2011 BCS National Championship,  
 2012 GoDaddy.com, 2014 BCS National Championship  
 Game, 2015 Outback



## Melvin SMITH

**CORNERBACKS**

### PERSONAL

**Hometown** Taylorsville, Mississippi  
**Wife** Sheila  
**Children** daughters: Deodra and Ashlee;  
 sons: Robert and Melvin

### EDUCATION

**College** Millsaps College (1982)  
 Delta State University (Master's, 1992)

### PLAYING EXPERIENCE

**1978-81** Millsaps College (running back)

### COACHING EXPERIENCE

**1982-89** Greenwood High School (Miss.)  
*Assistant Coach*  
**1990-91** Delta State  
*Defensive Backs (1990)*  
*Defensive Coordinator/Linebackers (1991)*  
**1992-94** Ole Miss  
*Tight Ends/Wide Receivers*  
**1995-2001** Mississippi State  
*Wide Receivers (1995)*  
*Defensive Backs (1996-2001)*  
**2002** Alabama  
*Safeties*  
**2003-05** Texas A&M  
*Safeties*  
**2006-12** Mississippi State  
*Secondary (2006)*  
*Cornerbacks (2007-12)*  
**2013-** Auburn  
*Cornerbacks*

### BOWL EXPERIENCE

Coach – 1992 Liberty, 1998 Cotton, 1999 Peach, 2000 Independence,  
 2004 Cotton, 2007 Liberty, 2010 Gator, 2011 Music City,  
 2012 Gator, 2014 BCS National Championship Game,  
 2015 Outback

# Football Support Staff



**Dr. James R. Andrews**  
*Orthopaedic Surgeon*



**Ryan Aplin**  
*Offensive Graduate Assistant*



**Bobby Bentley**  
*Analyst*



**Jonny Brewer**  
*Offensive Graduate Assistant*



**Dale Calloway**  
*Assistant Equipment  
Manager*



**Cam Clark**  
*Defensive Graduate Assistant*



**Jamie Croley**  
*Director of Football  
Operations*



**Brent Dearmon**  
*Analyst*



**Dr. Michael D. Goodlett**  
*Team Physician*



**Doug Goodwin**  
*Director of High School  
Relations*



**David Gunn**  
*Assistant AD/Football*



**Levorn Harbin**  
*Analyst*



**Kenny Ingram**  
*Director of Player  
Development*



**Jeff Jones**  
*Assistant Strength and  
Conditioning Coach*



**Anthony Kincy**  
*Strength and Conditioning  
Intern*




**Erik Link**  
*Analyst*



**Dana Marquez**  
*Director of Equipment  
Operations*



**Connor Mielke**  
*Strength and Conditioning  
Intern*



**Eric Munoz**  
*Analyst*



**Kirk Nielson**  
*Assistant Athletic Trainer*

# Football Support Staff

---



**Clark Pearson**  
*Head Football Athletic  
Trainer*



**Joe-Joe Petrone**  
*Director of Sports Medicine*



**Brad Rapacz**  
*Assistant Equipment  
Manager*



**Jeremy Roberts**  
*Associate AD/Operations*



**Ryan Russell**  
*Head Strength and  
Conditioning Coach*



**Robbie Stewart**  
*Senior Football  
Athletic Trainer*



**Bryan Tatum**  
*Assistant Strength and  
Conditioning Coach*



**Brent Thomas**  
*Football Video Coordinator*



**David Walsh**  
*Manager of Plainsman Park  
Physical Therapy*



**Brandon Wheeling**  
*Defensive Graduate Assistant*



**Brett Whiteside**  
*Director of Recruiting*



**Rev. Chette Williams**  
*Team Chaplain*



**Travis Williams**  
*Analyst*



**Casey Woods**  
*Director of Player Personnel*

# Administration



**Jay Gogue**  
*Auburn University President*

Jay Gogue's Auburn career started long before he was selected as the university's 18th president. The Waycross, Georgia, native earned Auburn bachelor's and master's degrees in horticulture before earning a doctorate in that field from Michigan State University.

Since returning as president in July 2007, Dr. Gogue has worked to improve the academic strength of Auburn's student body and encouraged research and outreach.

Under his leadership, Auburn is implementing a strategic plan focused on enhancing student success, supporting faculty excellence, strengthening public engagement, and promoting research, scholarship and creative work.

In addition to fulfilling duties as Auburn's president, Dr. Gogue enjoys maintaining a connection with students in the classroom. He teaches a graduate course in higher education administration where students learn university governance, leadership, budgeting and more.

Dr. Gogue was selected in 2013 for the Michigan State University Distinguished Alumni Award. In 2012, he was inducted into the Alabama Academy of Honor, a group of 100 Alabamians "chosen for accomplishment or service greatly benefiting or reflecting great credit on the State." He held a 2012 appointment to the U.S. Department of Homeland Security's academic advisory council. Other memberships include Phi Kappa Phi and Golden Key honor societies, Sigma Xi scientific research society, and the National Society of Scabbard and Blade, the honorary military society for all branches of service.

He began his career at the U.S. Department of the Interior, where he worked for 12 years. Prior to returning to Auburn, he held a number of academic and administrative positions, starting at Texas A&M University as an assistant professor teaching and conducting research in plant science. Dr. Gogue later served as vice president for research and vice president/vice provost for agriculture and natural resources at Clemson University and as provost at Utah State University. He was selected as president of New Mexico State University in 2000. In 2003, he was named president of the University of Houston and chancellor of the University of Houston System.

Dr. and Mrs. Susie Gogue first met in the 8th grade. They married while both were Auburn undergraduates. They have three children, one grandchild and two dogs.



**Jay Jacobs**  
*Athletics Director*

Under Athletics Director Jay Jacobs' leadership, Auburn Athletics has made major strides benefitting Auburn student-athletes, coaches and fans. The department has focused on five strategic goals under his leadership: winning, graduating student-athletes, managing the department's fiscal affairs, complying with SEC and NCAA rules, and providing a positive gameday experience.

The Auburn Athletics Department has consistently ranked in the top 10 percent of the NACDA Directors Cup and has claimed 11 national championships under Jacobs, including a school-record four titles in 2005-06. In 2010, the football program claimed the BCS National Championship. In 2013, the football team won its third SEC championship in the past decade and advanced to the BCS National Championship Game for the second time in four years. Under Jacobs' watch, Auburn's athletics programs have captured 23 Southeastern Conference titles.

During Jacobs' tenure, Auburn moved forward with numerous facility projects designed to benefit Tiger athletics programs and their fans, most notably, the construction of the state-of-the-art Auburn Arena and basketball practice facility. The most recent major facilities upgrade was a \$16 million multipurpose 100-yard indoor practice facility. A new \$6 million Wellness Kitchen was completed in the summer of 2014, giving Auburn one of the finest dining facilities in the country.

Jacobs was named Auburn's 14th Director of Athletics in 2004 after working in almost every area of the Auburn Athletics Department for the previous 20 years. Jacobs earned his undergraduate and master's degrees in business administration from Auburn in 1985 and 1988, respectively. He was a member of the Auburn football team, earning two letters as an offensive tackle in 1982 and 1983. He is a member of the Auburn chapter of Phi Kappa Phi honorary.

Jacobs is married to the former Angie Sapp of Dublin, Ga. The couple has three daughters, Haley, Meagan and Jayne. They are also foster parents.



# Season in Review

Aug. 30, 2014 • SECN • Jordan-Hare Stadium (87,451) • Auburn, Ala.

**ARKANSAS**

**21**

**#5 AUBURN**

**45**

## GAME 1

The team that led the nation in rushing last season just sent a frightening message to defensive coordinators everywhere.

Auburn can pass, too.

Jeremy Johnson passed for 243 yards in the first half, Duke Williams had nine catches for 154 yards in his Auburn debut and Nick Marshall directed an offense that still produced a 177-yard rusher in Cameron Artis-Payne as the Tigers overcame Arkansas and an 88-minute lighting delay in a 45-21 victory in Jordan-Hare Stadium.

When the season-opener was done, Auburn had 595 yards, averaging 8.5 yards per snap. The Tigers ran for 302 yards and passed for 293 more.

Auburn had to break away from a 21-21 halftime score to begin its defense of its Southeastern Conference championship in fine form. But when Auburn had taken control, had taken a 38-21 lead, the game was delayed by the lighting delay with almost 10 minutes remaining.

It didn't affect Auburn one bit.

Johnson was the starter, subbing in that role while Marshall was being punished for an off-season traffic stop and citation, and was sharp throwing down field, especially to Williams, the junior college transfer. Marshall didn't appear until the start of second half, and quickly led Auburn down the field and scored on an 18-yard run for a 28-21 lead.

It was a change-of-pace game, for sure. Auburn, the nation's top rushing team last year, relied on the pass in the first half with Johnson at quarterback. Then the Tigers found balance in the second half with tried-and-true Marshall and Artis-Payne gobbling up yards.

And his principal receiver, the one Duke Williams?

Williams went there, making seven of his catches for 138 yards in the first half from Johnson. He finished with the 12th best receiving day in Auburn history.

Malzahn said he wasn't sure how long he'd play Johnson, but, after Auburn scored on its first three possessions, he stuck with his sophomore.

Auburn's defense helped build the cushion when Jermaine Whitehead intercepted a duck of a pass and went 32 yards for the score and a 35-21 lead with 2:39 left in the third quarter.

Auburn made it 17-0 in the second half, and 38-21 overall, when Daniel Carlson hit his first college field goal, a 45-yarder with 9:55 left.

Corey Grant made it 24-0 in the second half on a 3-yard run with 3:15 remaining.

Johnson, playing the whole way in the first half, hit 12-of-16 passes for

### SCORING SUMMARY

Arkansas.....	7	14	0	0	—	21
Auburn.....	14	7	14	10	—	45

AU - Ray 49 yd pass from Johnson (Carlson kick), 1st, 9:37

AR - Henry 14 yd pass from Allen (Henson kick), 1st, 6:44

AU - Artis-Payne 1 yd run (Carlson kick), 1st, 4:01

AU - Williams 18 yd pass from Johnson (Carlson kick), 2nd, 13:20

AR - Derby 17 yd pass from Allen (Henson kick), 2nd, 11:06

AR - Williams 6 yd run (Henson kick), 2nd, 4:28

AU - Marshall 19 yd run (Carlson kick), 3rd, 10:42

AU - Whitehead 33 yd int. return (Carlson kick), 3rd, 2:39

AU - Carlson 45 yd field goal, 4th, 9:55

AU - Grant 3 yd run (Carlson kick), 4th, 3:15

### TEAM STATISTICS

	ARK	AU
First Downs	20	27
Rushes-Yards	29-153	48-302
Passing Yards	175	293
Comp-Att-Int	18-31-1	16-22-0
Total Plays-Yards	60-223	70-595
Punts-Avg.	7-43.0	3-53.3
Fumbles/Lost	2/0	2/1
Penalties-Yards	5-50	6-61
3rd Down Conv.	2-of-10	9-of-14
Time of Possession	27:17	32:43

### INDIVIDUAL STATISTICS

RUSHING: (ARK) - Collins 10-68, Marshall 8-45, Williams 7-34 (TD); (AU) - Artis-Payne 26-177 (TD), Grant 10-87 (TD), Marshall 8-19 (TD).

PASSING: (ARK) - Allen 18-31-1-175 (2 TD); (AU) - Johnson 12-16-0-243 (2 TD), Marshall 4-6-0-50.

RECEIVING: (ARK) - Wilson 4-55, Derby 4-40 (TD), Hollister 2-20, Henry 1-14 (TD); (AU) - Williams 9-154 (TD), Ray 2-77 (TD), Uzomah 1-26.

243 and those two touchdown passes in the first two quarters. That was a change of strategy from last year's game in Fayetteville, where Auburn threw it nine times, total, the whole game.

The Tigers scored first, on a 49-yard pass from Johnson to Melvin Ray. Then Arkansas' Brandon Allen threw a 14-yard TD pass to Hunter Henry, and the race was on.

Artis-Payne scored on a 1-yard run for Auburn and Johnson threw an 18-yard TD pass to Williams for a 21-7 lead.

But Allen threw a 17-yard TD pass to AJ Allen and Jonathan Williams scored on a 6-yard run to tie the game at 21 with 4:28 left in the first half.

Sept. 6, 2014 • ESPN2 • Jordan-Hare Stadium (87,451) • Auburn, Ala.

**SAN JOSÉ STATE**

**13**

**#5 AUBURN**

**59**

## GAME 2

There were the points, sure. But offensive-minded coach Gus Malzahn liked most everything else, too.

Defense? Check. Special teams? Check. Quarterback and running back play? Check and check.

Auburn ran past San Jose State 59-13 before a sellout crowd of 87,451 in Jordan-Hare Stadium behind a mix of big plays and consistency.

Cameron Artis-Payne rushed for more than 100 yards for the second straight game while running for three touchdowns.

Auburn scored seven touchdowns, including a 55-yard punt return by veteran Quan Bray, and a 3-yard touchdown run by freshman Roc Thomas on his first-ever Auburn carry.

Auburn's defense was solid again, thanks in part to interceptions by Jermaine Whitehead, Rudy Ford and Trovon Reed; and Auburn's offense used three quarterbacks again and mixed in some running backs again.

Nick Marshall started at quarterback and played the first three quarters. When he left, Auburn was up 45-13.

Marshall scored on a 27-yard touchdown run. He threw a 4-yard touchdown pass. There were the feel-good stories of two long-time Tigers.

Bray masterfully returned a punt 55 yards for a touchdown. Reed, the receiver-turned-defensive back, intercepted a pass in the end zone to turn back a late San Jose State opportunity.

Defensive end Montravius Adams didn't intercept a pass. But he had a sack and, overall, three tackles for a loss, and the fans cheered every one.

Artis-Payne rushed for 177 yards and a touchdown in the win over Arkansas, then went for 112 yards and three touchdowns against San Jose State. He did most of that work in the first half, when it mattered, when he rushed for 106 yards.

Marshall was second in rushing, like he was last year, by running for 103 yards, Corey Grant rushed for 89 yards. Marshall averaged 9.4 yards a run, Grant averaged 8.9 yards a run. Artis-Payne averaged 7.

Everybody seemed to get into the act in the first half on the way to Auburn's 38-10 lead. Artis-Payne scored three touchdowns in the first two quarters. Bray made his spectacular 55-yard punt return for a touchdown, sidestepping tacklers and outracing everyone to the end zone. Duke Williams, who caught nine passes in the opener, caught four more, all in the first half.

Marshall played the first three quarters, reversing the role he played

### SCORING SUMMARY

SJSU.....	7	3	3	0	—	13
Auburn.....	14	24	7	14	—	59

AU - Louis 4 yd pass from Marshall (Carlson kick), 1st, 8:15

SJ - Ervin 75 yd pass from Jurich (Lopez kick), 1st, 8:03

AU - Artis-Payne 2 yd run (Carlson kick), 1st, 5:31

AU - Artis-Payne 5 yd run (Carlson kick), 2nd, 12:04

AU - Bray 55 yd punt return (Carlson kick), 2nd, 10:02

AU - Artis-Payne 1 yd run (Carlson kick), 2nd, 7:29

SJ - Lopez 27 yd field goal, 2nd, 2:38

AU - Carlson 27 yd field goal, 2nd, 00:00

SJ - Lopez 24 yd field goal, 3rd, 2:52

AU - Marshall 27 yd run (Carlson kick), 3rd, 1:18

AU - Johnson 1 yd run (Carlson kick), 4th, 11:56

AU - Thomas 3 yd run (Carlson kick), 4th, 10:47

### TEAM STATISTICS

	SJSU	AU
First Downs	20	26
Rushes-Yards	45-65	50-358
Passing Yards	254	135
Comp-Att-Int	19-32-3	13-23-0
Total Plays-Yards	77-319	73-493
Punts-Avg.	4-29.0	2-40.0
Fumbles/Lost	2/0	2/2
Penalties-Yards	7-76	5-45
3rd Down Conv.	7-of-19	10-of-14
Time of Possession	34:49	25:11

### INDIVIDUAL STATISTICS

RUSHING: (SJ) - Hifo 15-36, Monroe 9-23, Jurich 13-20; (AU) - Artis-Payne 16-112 (3 TD), Marshall 11-103 (TD), Grant 10-89, Thomas 9-51.

PASSING: (SJ) - Jurich 16-27-2-218 (TD); (AU) - Marshall 10-19-0-101 (TD), Johnson 3-4-0-34.

RECEIVING: (SJ) - Winston 5-50, Ervin 4-76 (TD), Carr 2-30, Crawley 2-16; (AU) - Williams 4-60, Ray 2-30, Bray 2-15, Louis 2-10 (TD).

with backup quarterback Jeremy Johnson in the first game. Like the opener, Jonathan Wallace finished up at quarterback.

Whitehead intercepted a pass, his second of the season, to set up one TD. Ford intercepted a pass to set up a 27-yard Daniel Carlson field goal on the last play of the half.

Auburn scored on one drive by doing nothing but running the ball. It scored other times by mixing it up.

Marshall threw a touchdown pass, a 4-yarder to Ricardo Louis.

The stats didn't lie. Auburn had 321 yards at the half. They coasted from there, finishing with 493.

# Season in Review

Sept. 18, 2014 • ESPN • Bill Snyder Family Stadium (53,046) • Manhattan, Kan.

#5	<b>AUBURN</b>	<b>20</b>
#20	<b>KANSAS STATE</b>	<b>14</b>

## GAME 3

In a game in which yards and points were a premium, Auburn's defense gave the Tigers room to breathe.

The Tigers beat Kansas State 20-14 Thursday night in a Top 25 battle then didn't go to script, unless you played on defense. Auburn played a lot of defense.

No. 5 Auburn led 20-7 until No. 20 Kansas State scored late. Too late. Auburn's offense played keep-away the final 3:49, thanks, in part to a gutsy third-and-9 pass with 2:06 remaining. Thirty-nine yards later, Auburn happily was able to run out the clock.

Auburn led 10-7 at the half, and at the end of the third quarter, too. The Tigers didn't find any of that breathing room until early in the fourth quarter when quarterback Nick Marshall threw a 9-yard touchdown pass to Duke Williams for a 17-7 lead. The Tigers made it 20-7 until K-State's late TD.

Malzahn's call to throw it to Williams on that third-and-9 play prevented it.

Kansas State could only watch the clock tick away after that. Marshall had pulled out another game, overcoming a few dropped passes and a running game that had trouble in the first half.

All the while, Auburn's defense was turning in a solid performance. K-State had only 40 yards rushing and turned away the Wildcats in three of five trips in the red zone.

Auburn's offense converted on 8-of-11 third-down plays in the second half.

The game that promised offense was all about defense most of the way. A scoreless third quarter said so.

Marshall's touchdown pass to Williams made it 17-7 lead with 14:10 remaining. Daniel Carlson kicked a 25-yard field goal with 6:28 left to make it 20-7. But K-State's cut the lead to 20-14 on Charles Jones' 1-yard TD run with 3:49 left.

The Wildcats never saw the ball again.

The Marshall-to-Williams' touchdown pass was pretty. Before then, both offenses struggled to score because of the defenses, dropped passes and three missed field goals by Kansas State.

Much of the pregame hype was about Auburn's Marshall and Kansas State's Jake Waters. But the two dual-threat quarterbacks were upstaged by the two defenses for much of the game.

Malzahn wanted his hurry-up offense to hurry up in the first half, but even trying to make it happen by wind-milling his arms encouraging a better pace. But, for the most part, the Tigers couldn't snap it quickly.

Kansas State's defense had Marshall seemingly changing plays as the play clock ticked under 10, then 8, then 5 seconds time after time.

Auburn's first three drives produced only 38 yards and an un-Auburn-like two first downs. Marshall was intercepted, and a couple of receivers missed the ball. But he came through when it mattered.

After a Carlson 34-yard field goal made it 3-0 Auburn, Marcus Robinson's 3-yard TD run gave K-State a lead. But Marshall found Ricardo Louis, who made a nice catch, then made nicer moves dodging defenders on a 40-yard touchdown pass to give Auburn its 10-7 with 1:34 left in the first half.

### SCORING SUMMARY

Auburn	3	7	0	10	—	20
Kansas St	0	7	0	7	—	13

AU - Carlson 34 yd field goal, 11:14, 1st  
 KSU - Robinson 3 yd run, 4:56, 2nd  
 AU - Louis 40 yd pass from Marshall, 1:34, 2nd  
 AU - Williams 9 yd pass from Marshall, 14:10, 4th  
 AU - Carlson 25 yd field goal, 6:28, 4th  
 AU - Jones 1 yd run, 3:49, 4th

TEAM STATISTICS	AU	KSU
First Downs	22	20
Rushes-Yards	45-128	30-40
Passing Yards	231	245
Comp-Att-Int	17-31-1	24-40-2
Total Plays-Yards	76-359	70-285
Punts-Avg.	5-38.4	3-45.3
Fumbles/Lost	1/0	2/1
Penalties-Yards	6-46	0-0
3rd Down Conv.	10-of-18	8-of-14
Time of Possession	31:00	29:00

### INDIVIDUAL STATISTICS

RUSHING: (AU) - Artis-Payne 22-63; Marshall 10-46; Grant 6-27. (KSU) - D. Robinson 8-25 (TD), C. Jones 11-22 (TD), Waters 11-(-7).  
 PASSING: (AU) - Marshall 17-31-1 (2 TD). (KSU) - Waters 24-40-2-245.  
 RECEIVING: (AU) - D. Williams 8-110 (TD), Louis 3-55 (TD), Artis-Payne 2-31, Coates 2-24, M. Davis 1-7, Bray 1-4. (KSU) - Sexton 11-121, Lockett 6-45, Trujillo 2-27.

Sept. 27, 2014 • SECN • Jordan-Hare Stadium (87,451) • Auburn, Ala.

	<b>LOUISIANA TECH</b>	<b>17</b>
#5	<b>AUBURN</b>	<b>45</b>

## GAME 4

Bring on all those SEC Top 25 teams, Auburn said Saturday, but the Tigers couldn't say it before being tested by a non-conference homecoming opponent in Jordan-Hare Stadium that, finally, couldn't stop Quan Bray.

The Tigers beat Louisiana Tech 45-17 to send everybody home happy, though the Bulldogs put up a fight until Auburn quarterback Nick Marshall turned in a highlight-reel scramble that ended with a 44-yard touchdown pass to Bray for a 31-10 advantage with 14:24 left in the game, and then by Bray putting the game away with a 76-yard punt return for a touchdown a minute later.

Bray finished with three catches for 91 yards, and, with his two punt returns, accounted for 189 all-purpose yards.

Next up for Auburn is nationally-ranked LSU at 6 p.m. next Saturday in Jordan-Hare.

Auburn improved to 4-0 and will take a 1-0 SEC record into the LSU game. Louisiana Tech fell to 2-3.

Bray scored on that 44-yard touchdown catch and a 37-yard TD catch before returning the punt for the score, his second return for a touchdown this season for a 38-10 lead early in the fourth quarter.

Jeremy Johnson sealed the win six minutes later when he threw a 15-yard touchdown pass to C.J. Uzomah.

The Tigers did most of their good work in a condensed time: Scoring two touchdowns in a minute and two seconds late in the first half for a 24-3 lead. The Marshall-to-Bray touchdown pass early in the fourth followed by Bray's punt return put the game on an easier street.

Auburn's defense ruled the first quarter, and the second quarter.

The Tigers' offense caught up with their defensive brothers just before halftime with two scores that turned a sluggish 10-0 advantage into a 24-0 lead.

Marshall did that, closing fast and finishing the first half rushing for 94 yards on 11 carries and hitting 6-of-9 pass for 98 yards and two touchdowns. He finished with 105 rushing yards and hit 10-of-17 passes for 166 yards and three touchdowns.

Louisiana Tech finally scored on the last play of the half to make it 24-3, then once in the third quarter and again in the fourth.

That didn't much, not after defensive end Montravius Adams set up two of Auburn's first-half touchdowns. The first came when he caught a pass that was deflected from Kris Frost. Adams rumbled to the Louisiana Tech 5. Cameron Artis-Payne scored on the next play. Adams recovered a fumble to set up another score.

### SCORING SUMMARY

LA Tech	0	3	7	7	—	17
Auburn	7	17	0	21	—	45

AU - Artis-Payne 5 yd run (Carlson kick), 1st, 8:28  
 AU - Carlson 25 yd field goal, 2nd, 11:49  
 AU - Williams 18 yd pass from Marshall (Carlson kick), 2nd, 1:36  
 AU - Bray 37 yd pass from Marshall (Carlson kick), 2nd, 0:34  
 LT - Barnes 25 yd field goal, 2nd 0:00  
 LT - Dixon 1 yd run (Barnes kick), 3rd, 6:54  
 AU - Bray 44 yd pass from Marshall (Carlson kick), 4th, 14:24  
 AU - Bray 76 yd punt return (Carlson kick), 4th, 13:21  
 LT - Dixon 9 yd run (Barnes kick), 4th, 10:27  
 AU - Uzomah 15 yd pass from Johnson (Carlson kick), 4th, 7:53

### TEAM STATISTICS

	LT	AU
First Downs	14	23
Rushes-Yards	33-105	48-254
Passing Yards	216	219
Comp-Att-Int	20-35-1	14-22-0
Total Plays-Yards	68-321	70-473
Punts-Avg.	9-42.2	5-36.2
Fumbles/Lost	3/1	0/0
Penalties-Yards	5-40	5-51
3rd Down Conv.	5-of-18	6-of-14
Time of Possession	31:43	28:17

### INDIVIDUAL STATISTICS

RUSHING: (LT) - Craft 9-41, Dixon 14-29 (2 TD), Martin 2-16, Henderson 3-15; (AU) Artis-Payne 22-116 (TD), Marshall 13-105, Barber 3-24, Grant 8-13.  
 PASSING: (LT) - Sokol 20-35-1-216; (AU) - Marshall 10-17-0-166 (3 TD), Johnson 4-5-0-53 (TD).  
 RECEIVING: (LT) - Taylor 8-80, Dixon 4-21, Lee 3-24, Turner 2-41, Gaston 1-36, Griffin 1-11, Sokol 1-3; (AU) - Bray 3-91 (2 TD), Louis 3-26, Williams 2-33 (TD), Coates 2-19, Uzomah 1-15 (TD), Truitt 1-12, Artis-Payne 1-12, Thomas 1-11.

Auburn finally broke loose late in the second half with a nice Marshall-led drive, and a little good fortune, when a pass was deflected at the line of scrimmage, but landed in Duke Williams' hands 18 yards away for a 17-0 lead.

Adams recovered a Louisiana Tech fumble in short order, and Marshall threw a picture-perfect 37-yard touchdown pass to Bray down the left sideline for a 24-0 lead with 34 seconds left in the first half. Jonathan Barnes kicked a 25-yard field goal on the last play of the half to make it 24-3.

LA Tech cut it to 24-10 midway through the third quarter when Kenneth Dixon scored on a 1-yard run. Auburn didn't score in the third quarter, but closed with 21 points in the fourth when Bray scored on a catch and punt return and Uzomah scored on the pass from Johnson.

# Season in Review

Oct. 4, 2014 • ESPN • Jordan-Hare Stadium (87,451) • Auburn, Ala.

#15	LSU	7
#5	AUBURN	41

## GAME 5

In a world of upsets and missteps, fifth-ranked Auburn stood like a giant in the Top 5 Saturday in Jordan-Hare Stadium.

Auburn turned in a thoroughly dominating performance, watched quarterback Nick Marshall put on a clinic in passing and running and dropped No. 15 LSU 41-7 before a capacity crowd of 87,451 in Jordan-Hare Stadium.

The outcome will surely move up Auburn in the polls, especially in a week in which No. 1 Alabama, No. 3 Oklahoma and No. 4 Oregon all lost.

Marshall accounted for four touchdowns in the first half and led the Tigers on seven scoring drives. Cameron Artis-Payne rushed for 126 yards and a touchdown. And Auburn's defense was impressive. LSU was 0-for-13 on third-down conversions, 1-for-4 on fourth-down conversions.

Auburn, which played for the national title last year, is trying to do it again as it tries to navigate through the tough SEC West. The Tigers have beaten Arkansas and LSU to start that run. Auburn improved to 5-0 overall and 2-0 in the SEC. LSU fell to 4-2 overall and 0-2 in the league.

Auburn wasted exactly zero time setting the tone against LSU by scoring on its first four possessions and thoroughly confusing LSU freshman quarterback Brandon Harris.

Auburn led 31-7 at the half, and that was a halftime deficit LSU coach Les Miles had not seen in his 10 years in Baton Rouge. Auburn had four touchdowns and a field goal in the first half.

Harris, making his first start, was just 1-of-8 passing as Auburn built that lead. LSU changed quarterbacks in the second half, but it didn't matter, not when LSU was 0-for-12 in third-down conversions.

How did Auburn, the team that led the nation in rushing last season, jump out to such a big lead? By passing. Auburn had 379 yards in the first half, with 220 of those coming from the arm of Marshall and Jeremy Johnson, who lined up at receiver, took a handoff from Marshall, and threw a 38-yard pass to Sammie Coates.

That was flashy. But Marshall brought his game throughout. He zipped through the first half hitting 12-of-16 passes for 182 yards and two touchdowns, and ran it 10 times for 81 yards and two more touchdowns. He finished hitting 14-of-22 passes for 207 yards and two touchdowns, and rushed 16 times for 119 yards and two more touchdowns.

### SCORING SUMMARY

LSU.....	7	0	0	0	—	7
Auburn.....	17	14	3	7	—	41

AU - Carlson 46 yd field goal, 1st, 10:16  
 AU - Coates 56 yd pass from Marshall (Carlson kick), 1st, 7:05  
 AU - Marshall 7 yd run (Carlson kick), 1st, 3:38  
 LSU - Hilliard 1 yd run (Delahoussaye kick), 1st, 1:24  
 AU - Uzomah 9 yd pass from Marshall (Carlson kick), 2nd, 14:27  
 AU - Marshall 29 yd run (Carlson kick), 2nd, 2:12  
 AU - Carlson 42 yd field goal, 3rd, 7:33  
 AU - Grant 12 yd run (Carlson kick), 4th, 8:44

TEAM STATISTICS	LSU	AU
First Downs	13	25
Rushes-Yards	36-138	49-298
Passing Yards	142	268
Comp-Att-Int	8-24-0	17-25-0
Total Plays-Yards	60-280	74-566
Punts-Avg.	8-42.2	4-37.8
Fumbles/Lost	2/0	1/1
Penalties-Yards	5-31	7-80
3rd Down Conv.	0-of-13	6-of-12
Time of Possession	27:29	32:31

### INDIVIDUAL STATISTICS

RUSHING: (LSU) - Fournette 10-42, Harris 8-36, Magee 8-23, D. Williams 4-19, Hilliard 4-11, Jennings 2-7; (AU) - Artis-Payne 24-126, Marshall 16-119 (TD), Grant 4-29 (TD), Thomas 3-16, Barber 1-5, Bray 1-3.  
 PASSING: (LSU) - Harris 3-14-0-58, Jennings 5-10-0-84; (AU) - Marshall 14-22-0-207 (2 TD), Johnson 3-3-0-61.  
 RECEIVING: (LSU) - Diarse 2-40, D. Williams 2-6, Dupre 1-52, Dural 1-40, Dickson 1-6, Quinn 1-(-2); (AU) - Coates 4-144 (TD), Artis-Payne 3-35, D. Williams 2-28, Bray 2-22, Uzomah 2-10 (TD), Steven 1-22, Louis 1-4, Davis 1-2, Truitt 1-1.

Marshall led Auburn to its first score, coming on a career-best 46-yard field goal by Daniel Carlson, then threw a 54-yard touchdown pass to Coates for a 10-0 lead. Then, on the drive Johnson completed his pass, Marshall scored on a 7-yard run. Then he threw a 9-yard touchdown pass to C.J. Uzomah. Then he ran it in from 29 yards out for a 31-7 halftime advantage.

The closest LSU was able to get in the first half was 17-7 on a Kenny Hilliard 1-yard run late in the first quarter. Auburn shrugged it off with two second-quarter scores.

Auburn played out in the second half, scoring on a 42-yard Carlson field goal midway through the third quarter to make it 34-7. A 12-yard touchdown run by Corey Grant made it 41-7 with 8:44 remaining in the game.

Oct. 11, 2014 • CBS • Davis-Wade Stadium (87,451) • Auburn, Ala.

#2	AUBURN	23
#3	MISSISSIPPI STATE	38

## GAME 6

The cowbells clanged and another top team fell in the SEC West on Saturday. No. 3 Mississippi State beat No. 2 Auburn 38-23 in a game filled with turnovers and rain and mistakes too great to overcome, at least for the Tigers in Scott Field.

Chalk it up as another crazy game in the rough-and-tumble SEC West, which saw two of its power teams, then-No. 1 Alabama and No. 2 Auburn on Saturday, lose in back-to-back weekends.

Mississippi State survived, beating a Top 10 team for the third consecutive game, and perhaps laying claim for the top spot in the polls Sunday.

It was just the second regular-season loss for coach Gus Malzahn in his second year as Auburn's head coach. The West is likely far from decided.

The largest crowd in Mississippi State history, officially 62,945, soaked in Mississippi State's quick lead and a second-quarter rainstorm. At least the Bulldogs' fans soaked it up. State led 21-0 early.

Auburn tried to come back. A 16-yard pass from Nick Marshall to Duke Williams completed a 99-yard drive to cut the Bulldogs' advantage to 28-20 left in the third quarter.

It was that way until the fourth quarter until Evan Sobieski's short field goal put Mississippi State up by two scores, at 31-20 with 11:33 left, then Auburn fumbled the kickoff and Josh Robinson's 1-yard TD run made it 38-20 just 26 seconds later.

The Bulldogs improved to 6-0 overall and 3-0 in the Southeastern Conference. Auburn fell to 5-1 overall and 2-1 in the league, thanks primarily to a troublesome start.

Auburn ran itself into a world of trouble, not only on its first two possessions, but its first two plays. Auburn turned the ball over each time, and each time Mississippi State converted them into touchdowns.

Turnovers and points by everybody, and a fake punt by State that went astray, made for an uneven first half. Offensive penalties in the second half erased some of Auburn's biggest plays. State had four turnovers in the first half. Auburn committed two turnovers and missed a chance to close the gap when it had to settle for field goal tries.

State scored 14 points off turnovers. Auburn scored 13.

Auburn found itself in a hole quickly, and it was deep. The Bulldogs led 14-0 just 3 1/2 minutes into the game. It was 21-0 five minutes later. Auburn made a game from there, scoring three times and missing a short field goal try on another chance, to make it 21-13 with 5:26 left in the second quarter.

### SCORING SUMMARY

Auburn.....	0	13	7	3	—	23
Miss. State.....	21	7	0	10	—	38

MSU - Wilson 34 yd pass from Prescott (Sobieski kick), 1st, 12:41  
 MSU - Robinson 1 yd run (Sobieski kick), 1st, 11:30  
 MSU - Prescott 2 yd run (Sobieski kick), 1st, 6:09  
 AU - Carlson 21 yd field goal, 2nd, 14:57  
 AU - Carlson 22 yd field goal, 2nd, 11:17  
 AU - Williams 9 yd pass from Marshall (Carlson kick), 2nd, 5:26  
 MSU - Prescott 15 yd run (Sobieski kick), 2nd, 3:58  
 AU - Williams 15 yd pass from Marshall (Carlson kick), 3rd, 6:09  
 MSU - Sobieski 21 yd field goal, 4th, 11:33  
 MSU - Robinson 1 yd run (Sobieski kick), 4th, 11:07  
 AU - Carlson 42 yd field goal, 4th, 7:43

### TEAM STATISTICS

TEAM STATISTICS	AU	MSU
First Downs	25	24
Rushes-Yards	43-232	44-223
Passing Yards	209	246
Comp-Att-Int	17-35-2	18-35-3
Total Plays-Yards	78-441	79-469
Punts-Avg.	6-42.8	5-39.2
Fumbles/Lost	2/2	5/1
Penalties-Yards	6-56	7-50
3rd Down Conv.	6 of 15	8 of 17
Time of Possession	28:58	31:02

### INDIVIDUAL STATISTICS

RUSHING: (AU) - Marshall 17-100, Artis-Payne 16-70, Thomas 6-42, Louis 1-10, Grant 2-9; (MSU) - Prescott 21-128 (2 TD), Robinson 19-97 (2 TD).  
 PASSING: (AU) - Marshall 17-35-2-209 (2 TD); (MSU) - Prescott 18-34-2-246 (TD), Cooke 0-1-1-0.  
 RECEIVING: (AU) - Williams 6-108 (2 TD), Bray 3-24, Coates 3-22, Louis 2-23, Uzomah 2-23, Davis 1-9; (MSU) - Johnson 5-60, Wilson 4-72(TD), Myles 3-35, Robinson 2-37.

But State answered, scoring late in the half on a 15-yard Prescott run. Prescott accounted for three touchdowns in the first half, running it in from 15 and 2 yards, and throwing a 34-yard touchdown pass to De'Runnya Wilson. State's other touchdown came on a 1-yard run by Robinson.

Auburn tried to catch up. Daniel Carlson kicked field goals of 21 and 22 yards, and Marshall threw a 9-yard touchdown pass to Duke Williams. That play made it a one-possession game, but that's when the Bulldogs turned in their best drive, going 75 yards in eight plays for the score to go up 28-13.

Prescott accounted for three touchdowns and had 265 yards of total offense in the first half. Marshall had the touchdown toss to Williams and 145 total yards.



# Season in Review

Oct. 25, 2014 • SECN • Jordan-Hare Stadium (87,451) • Auburn, Ala.

**SOUTH CAROLINA**

**35**

**#5 AUBURN**

**42**

## GAME 7

It was a wild, wild game, and Auburn's Nick Marshall, Cameron Artis-Payne and Ricardo Louis needed every yard, every foot, of their monster offensive performances Saturday night to beat South Carolina 42-35 in Jordan-Hare Stadium.

Artis-Payne and Louis each rushed for more than 100 yards and Marshall accounted for four touchdowns and more than 200 total yards as the Tigers smashed their way to 551 yards of offense in a see-saw game that ended with Auburn on top.

Auburn didn't take the lead until the third quarter, then didn't take the lead for good until the fourth. South Carolina threw in the end zone on the game's final play. The pass was intercepted.

When the yards were tallied, a whopping total of 1,086 of them with 55 first downs, Auburn improved to 6-1 overall and 3-1 in the Southeastern Conference. South Carolina fell to 4-4 overall and 2-4 in the league.

The No. 5 Tigers will likely move up in the national rankings as well after LSU beat No. 3 Ole Miss 10-7. Auburn will play the Rebels in Oxford next Saturday.

This Saturday, there were tricks plays and determined efforts. The Gamecocks converted their first five fourth-down tries, but missed on one critical one on a throw in the end zone in the fourth quarter. Carolina had the ball as the game ended, or until Jonathan Jones intercepted the final last throw.

Auburn took its first lead at 28-21 in the third, on a 5-yard Marshall touchdown run. South Carolina tied it right back up less than two minutes later when Dylan Thompson hit a streaking Pharoah Cooper on a 51-yard scoring play.

Louis raced 75 yards for a touchdown a few seconds later. By then, Auburn had 440 yards, of which a whopping 340 came on the ground, with 7:29 left in the third quarter.

Auburn led 35-28. Until South Carolina tied it again on a Dylan Thompson-to-Nick Jones touchdown pass with 2:20 left in the third quarter.

Artis-Payne rushed for 167 yards on 25 carries and Louis had 102 yards on three carries. Marshall was 12-of-14 passing for 139 yards, and rushed for 89 yards and three touchdowns.

South Carolina was on the doorstep of another score until Jonathan Jones intercepted Thompson in the end zone with 13:17 remaining. Two minutes later, Marshall was scoring on a 9-yard run for a 42-35 Auburn lead.

It was a wild first half, with South Carolina going for it, and making it, on fourth down on a touchdown drive; with a blocking tight end catching his first pass in a year for an Auburn touchdown; and with third-string quarterback Jonathan Wallace catching a toss from Marshall then throwing back to Marshall with his first pass since last season for a 17-yard gain.

South Carolina led 7-0, 14-7 and 21-14. Each time, Auburn had an answer, mixing in the pass with a strong running game to match the Gamecocks every step of the way.

### SCORING SUMMARY

S. Carolina.....	7	14	14	0	—	35
Auburn.....	7	14	14	7	—	42

SC - Roland 32 yd pass from Thompson (Fry kick), 1st, 12:34  
 AU - Fulse 3 yd pass from Marshall (Carlson kick), 1st, 1:33  
 SC - Cooper 16 yd pass from Thompson (Fry kick), 2nd, 12:14  
 AU - Artis-Payne 2 yd run (Carlson kick), 2nd, 8:19  
 SC - Davis 27 yd pass from Thompson (Fry kick), 2nd, 5:05  
 AU - Marshall 37 yd run (Carlson kick), 2nd, 8:19  
 AU - Marshall 4 yd run (Carlson kick), 3rd, 9:30  
 SC - Cooper 51 yd pass from Thompson (Fry kick), 3rd, 7:40  
 AU - Louis 75 yd run (Carlson kick), 3rd, 7:29  
 SC - Jones 10 yd pass from Thompson (Fry kick), 3rd, 2:20  
 AU - Marshall 9 yd run (Carlson kick), 4th, 11:22

### TEAM STATISTICS

	USC	AU
First Downs	30	25
Rushes-Yards	33-119	47-395
Passing Yards	416	156
Comp-Att-Int	30-53-3	13-15-0
Total Plays-Yards	86-535	62-551
Punts-Avg.	1-47.0	2-35.0
Fumbles/Lost	1/0	1/1
Penalties-Yards	4-20	4-53
3rd Down Conv.	6-of-14	6-of-8
Time of Possession	33:31	26:29

### INDIVIDUAL STATISTICS

RUSHING: (SC) - Davis 21-88; Wilds 7-27. (AU) - Artis-Payne 25-167 (TD); Louis 3-102 (TD); Marshall 10-89 (3 TD); Thomas 8-34.  
 PASSING: (SC) - Thompson 29-50-3-402 (5 TD). (AU) - Marshall 12-14-0-139 (TD); Wallace 1-1-0-17.  
 RECEIVING: (SC) - Cooper 7-127 (2 TD); Davis 6-85 (TD); Roland 4-75 (TD); Jones 4-43 (TD); Adams 3-42. (AU) - Bray 4-29; Williams 3-34; Fulse 2-27 (TD); Grant 1-28; Marshall 1-17; Coates 1-14; Louis 1-7.

Nov. 1, 2014 • ESPN • Vaught-Hemingway Stadium (62,090) • Oxford, Miss.

**#4/#3 CFP AUBURN**

**35**

**#7/#4 CFP OLE MISS**

**31**

## GAME 8

Auburn showed again it is worthy of national acclaim, building on its No. 3 ranking in the first College Football Playoff standings with a 35-31 victory over Ole Miss.

It was a Top 4 battle in the first week of the new playoff standings, and it was a wild one. Ole Miss led by 10 in the third quarter, but the Auburn kept fighting, taking the lead and then withstanding two, make it three, late Ole Miss comeback attempts.

In a game of big plays, these were among the biggest: Cameron Artis-Payne scored on a 6-yard run to put Auburn up 35-31 with 10:23 remaining, Ole Miss quarterback Bo Wallace fumbled on the Tigers' 1 with 6:31 remaining and the Rebels fumbled again just as Laquon Treadwell was ready to cross the goal line with 1:30 left.

Kris Frost caused the fumble, Cassanova McKinzy recovered the fumble and Auburn survived, even one last possession by the Rebels.

No. 3 Auburn improved to 7-1 overall and 4-1 in the SEC. No. 4 Ole Miss fell to 7-2 overall and 4-2 in the league.

The Tigers had to overcome their own mistakes, namely 10 penalties in the first half; and even a late one that gave Ole Miss a first down at its own 48 on a punt return to set up a potential go-ahead score.

Artis-Payne added to his rushing total, going for another 143 yards with a touchdown. Nick Marshall hit 15-of-22 passes for 254 yards and two touchdowns. Sammie Coates had five catches for 122 yards and a TD. Auburn defense came up with four sacks, something everybody had been looking for.

The offense had a 90-yard-plus drive for the third straight game, and four of the last five games.

Ole Miss showed it could score quickly, doing it on a 1-play drive and a 2-play drive. But Auburn showed it could drive, going 96 yards for a go-ahead touchdown late in the third quarter, coming on a 17-yard touchdown pass from Marshall to Marcus Davis for a 28-24 lead.

Then, Ole Miss drove it a long way, taking its time until Wallace scored on 3-yard run for a 31-28 lead with 14:26 left in the fourth quarter.

Auburn had the answer, with Artis-Payne scoring what would be the winning touchdown, and the defense with a lot of big saves.

Ole Miss had built a 10-point lead early in the third quarter when Wallace threw a 50-yard touchdown pass to Evan Ingram. But the Tigers bounced right back.

Spurred by a 41-yard Marshall-to-Duke Williams pass, and some nifty running by Artis-Payne, Auburn marched down for a 2-yard Marshall TD run to make it Ole Miss 24, Tigers 21 with 8:30 left in the second quarter.

The flags started flying in the first half. By halftime, Auburn led the dubious penalty stats by a disturbing margin. The Tigers were penalized 10 times for 105 yards in the first two quarters on the way to 13 penalties for 145 yards. Ole Miss was penalized six times for 48 yards.

### SCORING SUMMARY

Auburn.....	7	7	14	7	—	35
Ole Miss.....	7	10	7	7	—	31

AU - Marshall 2 yd run (Carlson kick), 12:04, 1st  
 OM - Mathers 4 yd run (Wunderlich kick), 4:00, 1st  
 OM - Treadwell 10 yd pass from Wallace (Wunderlich kick), 6:02, 2nd  
 AU - Coates 57 yd pass from Marshall (Carlson kick), 1:24, 2nd  
 OM - Wunderlich 47 yd field goal, 0:00, 2nd  
 OM - Ingram 50 yd pass from Wallace (Wunderlich kick), 10:36, 3rd  
 AU - Marshall 2 yd run (Carlson kick), 8:30, 3rd  
 AU - Davis 17 yd pass from Marshall (Carlson kick), 1:59, 3rd  
 OM - Wallace 3 yd run (Wunderlich kick), 14:26, 4th  
 AU - Artis-Payne 6 yd run (Carlson kick), 10:23, 4th

### TEAM STATISTICS

	AU	OM
First Downs	23	25
Rushes-Yards	46-253	30-151
Passing Yards	254	341
Comp-Att-Int	15-22-1	30-42-0
Total Plays-Yards	68-507	72-492
Punts-Avg.	7-39.0	6-40.4
Fumbles/Lost	0/0	2/2
Penalties-Yards	13-145	6-48
3rd Down Conv.	6-of-13	5-of-13
Time of Possession	31:11	27:33

### INDIVIDUAL STATISTICS

RUSHING: (AU) - Artis-Payne 27-143 (TD); Marshall 10-50 (2 TD); Grant 4-26; Thomas 3-18; Louis 2-16. (OM) - Wallace 14-61 (TD); Mathers 7-48 (TD); Core 1-23; Walton 6-22; Wilkins 2-2.  
 PASSING: (AU) - Marshall 15-22-1-254 (2 TD); Wallace 28-40-0-362 (2 TD).  
 RECEIVING: (AU) - Coates 5-122 (TD); Bray 4-37; Williams 3-71; Louis 2-7; Davis 1-17 (TD). (OM) - Treadwell 10-103 (TD); Ingram 8-123 (TD); Sanders 7-105; Core 3-25.

Auburn finished with 507 yards, and had a bunch at the half, too. But Ole Miss led 17-14 at the break, gaining the lead on the final play of the first half on Gary Wunderlich's 47-yard field goal.

Auburn looked especially sporty when the game began, mixing the run with the pass on the first drive and marching smartly down the field for a quick TD. Marshall put Auburn on top with a 3-yard run, but Ole Miss answered eight minutes later on Mathers' 4-yard TD run.

The Rebels took the lead in the second quarter on a two-play drive included a 59-yard run by Wallace, and a 10-yard TD pass from him to Laquon Treadwell.

Auburn topped that bit of flash with a one-play drive, when Marshall hit Coates with a pretty, mostly-in-the-air 57-yard touchdown pass to tie the game at 14-14 with 1:24 left in the first half.

Ole Miss quickly came back for the 47-yard field goal for the halftime lead.



# Season in Review

Nov. 8, 2014 • CBS • Jordan-Hare Stadium (87,451) • Auburn, Ala.

**TEXAS A&M** **41**  
**#3/#3CFP** **AUBURN** **38**

## GAME 9

Kyle Allen threw four first-half touchdowns and the Aggies beat back Auburn's repeated comeback tries to stun the No. 3 Tigers 41-38 in front of a sold-out Jordan-Hare Stadium.

Auburn's Cameron Artis-Payne tried to answer, cruising to a 1,000 yards rushing for the season in the first half, and running past 200 yards for the game in the third quarter.

But it wasn't enough for the Tigers, whose comeback was sidetracked at the end of the first half when A&M blocked a field goal and returned it for a touchdown. Auburn fumbled at the A&M 3 with 2:37 remaining down by three and again at the Aggies' 29 with 54 seconds left.

A&M led 35-17 at the half and 38-24 after three quarters. A Nick Marshall 31-yard scoring pass to Quan Bray cut it to 35-31 with 14:54 remaining.

A&M's Josh Lambo kicked a 27-yard field goal to make it a two-score game with 7:54 remaining. But Marshall completed a 52-yard pass to Sammie Coates, and then scored on a 6-yard run to cut A&M's lead to 41-38 with 6:42 left.

Marshall then hit Ricardo Louis with a long pass and Auburn got to the A&M 3. But Auburn fumbled on a missed handoff and the Aggies recovered with 2:37 left.

Auburn fell to 7-2 overall and 4-2 in the Southeastern Conference. Texas A&M, which started the year in the Top 25 and fell out of the rankings, improved to 7-3 overall and 3-3 in the league.

Artis-Payne did his thing, going over 1,000 yards rushing for the year in his first season as a starter. He became the 18th Auburn player to reach that milestone. It's the 25th time a Tiger has done it.

But the defense allowed 35 first-half points, though A&M ran only 28 plays. The Aggies' ability to score quickly also showed in time of possession. Auburn the ball 20 minutes in the first half. A&M had it 10. It all happened quickly.

Texas A&M had more touchdowns (2) than Auburn had plays (1) barely two minutes in the game. Allen was sharp from the beginning, first throwing a 60-yard TD pass to Malcome Kennedy and then a 36-yard scoring pass to Josh Reynolds. That was 14-0 in lightning fashion.

### SCORING SUMMARY

TAMU.....	14	21	3	3	—	41
Auburn.....	14	3	7	14	—	38

TAMU - Kennedy 60 yd pass from Allen (Lambo kick), 1st, 13:32

TAMU - Reynolds 36 yd pass from Allen (Lambo kick), 1st, 12:53

AU - Artis-Payne 2 yd run (Carlson kick), 1st, 7:16

AU - Artis-Payne 34 yd run (Carlson kick), 1st, 2:32

TAMU - Seals-Jones 23 yd pass from Allen (Lambo kick), 2nd, 13:29

TAMU - Reynolds 7 yd pass from Allen (Lambo kick), 2nd, 10:29

AU - Carlson 30 yd field goal, 2nd, 4:14

TAMU - Everett 65 yd block FG return (Lambo kick), 2nd, :00

AU - Marshall 1 yd run (Carlson kick), 3rd, 4:41

TAMU - Lambo 22 yd field goal, 3rd, :47

AU - Bray 31 yd pass from Marshall (Carlson kick), 4th, 14:54

TAMU - Lambo 27 yd field goal, 4th, 7:54

AU - Marshall 6 yd run (Carlson kick), 4th, 6:42

### TEAM STATISTICS

	A&M	AU
First Downs	22	31
Rushes-Yards	35-176	59-363
Passing Yards	277	219
Comp-Att-Int	19-29-1	15-21-0
Total Plays-Yards	64-453	80-582
Punts-Avg.	3-54.7	2-42.0
Fumbles/Lost	1/0	3/3
Penalties-Yards	5-47	8-65
3rd Down Conv.	4-of-10	7-of-11
Time of Possession	27:20	32:40

### INDIVIDUAL STATISTICS

RUSHING: (TAMU) - B. Williams 12-68, T. Williams 10-64, Carson 9-49; (AU) - Artis-Payne 30-221 (2 TD), Marshall 18-67 (2 TD), Louis 4-50, Thomas 5-24, Grant 1-2.

PASSING: (TAMU) - Allen 19-29-1-277 (4 TD); (AU) - Marshall 15-21-0-219 (TD).

RECEIVING: (TAMU) - Reynolds 6-88 (2 TD), Seals-Jones 6-46 (TD), Kennedy 4-118 (TD), Noil 1-16, B. Williams 1-5, T. Williams 1-4; (AU) - Bray 6-65 (TD), Coates 2-58, Louis 2-50, Ray 1-18, Uzomah 1-12, Williams 1-11, Grant 1-8.

The Tigers tried to come back behind Artis-Payne and Marshall. Artis-Payne had two TDs in the first half and Marshall scored on 1-yard run late in the third quarter to cut A&M's advantage to 38-24.

Auburn was more methodical than A&M most of the game, especially early when it tied the game before the first quarter was done, with Cameron Artis-Payne scoring on a 2-yard run and then again on a 34-yard run to complete drives of 13 and seven plays.

A&M was back at it early in the second quarter when Allen threw a 23-yard TD pass to Ricky Seals-Jones and, three minutes later, a 7-yard touchdown pass to Reynolds for a 28-14 lead with 10:29 left in the second quarter.

Auburn answered with a 30-yard field goal, but a 41-yard try on the last play of the first half was a disaster. Myles Garrett blocked Carlson's try and Deshazor Everett returned it 65 yards for a touchdown to make it 35-17.

Nov. 15, 2014 • ESPN • Sanford Stadium (92,746) • Athens, Ga.

**#9/#9 CFP** **AUBURN** **7**  
**#16/#15 CFP** **GEORGIA** **34**

## GAME 10

Auburn started fast, but Georgia was ready for the long haul Saturday night in Sanford Stadium. The Bulldogs used a combination of tailbacks Nick Chubb and Todd Gurley to run down the Tigers 34-7 on a cold night for the fans and Auburn.

Auburn's Cameron Artis-Payne came in, and left, as the SEC's leading rusher. But the Georgia combination of Chubb and Gurley was too much.

Artis-Payne pushed the 100-yard mark, but Chubb and Gurley combined for more than 250.

Much of the pregame focus was on Gurley, who was returning from a four-game suspension. But it was Chubb who did most of the significant running early for the Bulldogs.

No. 9 Auburn fell to 7-3 overall and 4-3 in the SEC. No. 15 Georgia improved to 8-2 overall and 6-2 in the league.

Auburn scored first, but the Bulldogs bounced back, taking a 24-7 lead midway through the third quarter, then making it 27-7 late in the period.

There was nothing wrong with Auburn when the game started, surprising the Bulldogs with three straight passes to open the game and smartly marching 70 yards in 10 plays for a quick lead when Artis-Payne scored on a 26-yard run.

Georgia didn't score on its first series, but surely signaled it had come to play. The Bulldogs faked a punt from the Auburn 44, one that would have produced a first down near the goal line if a penalty had not sent the Bulldogs back, forcing a real punt.

Georgia held Auburn, and Auburn held Georgia, but the Bulldogs' next punt was fumbled by Quan Bray, setting up a Hutson Mason 6-yard touchdown pass to Malcolm Mitchell that tied the game at 7-7 with 2:15 left in the first quarter.

Georgia was back at it late in the second quarter. Nick Chubb reeled off runs of 11, 12 and 19 yards before scoring on a 9-yard carry for a 14-7 lead with 8:48 left in the second quarter.

The Bulldogs put together another long drive before settling for a 32-yard Marshall Morgan field goal for a 17-7 lead with 29 seconds left in the first half.

The Bulldogs had flipped the game by then.

Georgia, held to 50 yards in the first quarter, had 154 yards in the second quarter. Auburn, which had 121 yards in the first quarter, had 37 in the second quarter, 19 of which came on the next-to-the-last play of the half.

Georgia scored on its first series of the second half on a 3-yard run by Gurley, making it 24-7.

### SCORING SUMMARY

Auburn.....	7	0	0	0	—	7
Georgia.....	7	10	10	7	—	34

AU - Artis-Payne 26 yd run (Carlson kick), 10:52, 1st

UGA - Mitchell 7 yd pass from Mason (Morgan kick), 2:15, 1st

UGA - Chubb 9 yd run (Morgan kick), 8:48, 2nd

UGA - Morgan 32 yd field goal, 00:29, 2nd

UGA - Gurley 3 yd run (Morgan kick), 7:28, 3rd

UGA - Morgan 28 yd field goal, 00:55, 3rd

UGA - Chubb 11 yd run (Morgan kick), 4:51, 4th

### TEAM STATISTICS

	AU	UGA
First Downs	17	27
Rushes-Yards	35-150	52-289
Passing Yards	142	123
Comp-Att-Int	15-28-1	10-19-0
Total Plays-Yards	63-292	71-412
Punts-Avg.	4-39.0	3-36.7
Fumbles/Lost	3/2	2/0
Penalties-Yards	7-78	6-51
3rd Down Conv.	8 of 14	5 of 13
Time of Possession	27:38	32:22

### INDIVIDUAL STATISTICS

RUSHING: (AU) - Artis-Payne 20-86 (TD), Marshall 9-41, Thomas 2-13, Grant 2-11, Louis 1-4; (UGA) - Chubb 19-144 (2 TD), Gurley 29-138 (TD).

PASSING: (AU) - Marshall 11-23-1-112, Johnson 4-5-0-30; (UGA) - Mason 10-19-0-123 (TD).

RECEIVING: (AU) - Uzomah 3-39, Coates 3-31, Thomas 3-14, Ray 1-25, Artis-Payne 1-19, Grant 1-15, Davis 1-4, Louis 1-4, Bray 1- (-9); (UGA) - Bennett 3-29, Chubb 2-48, Mitchell 2-13 (TD), Conley 1-21, Hicks 1-8, Gurley 1-4.

# Season in Review

Nov. 22, 2014 • ESPN • Jordan-Hare Stadium (87,451) • Auburn, Ala.

	<b>SAMFORD</b>	<b>7</b>
<b>#16/#14 CFP</b>	<b>AUBURN</b>	<b>31</b>

## GAME 11

Cameron Artis-Payne helped Auburn overcome a sleepy start, turned in another 100-yard rushing game and sent the Tigers on to the Iron Bowl with a 31-7 win over Samford on Saturday night.

The Tigers took their first lead in the second quarter, once Artis-Payne, the SEC's leading rusher, started heading toward his eighth 100-yard rushing game of the season. He finished with 129.

A series of other big plays helped, too.

Auburn improved to 8-3 heading into next Saturday's game at Alabama.

Samford didn't go quietly, at least early. Samford, coached by former Auburn Heisman Trophy winner Pat Sullivan, had his Bulldogs in the game, battling to a first-quarter tie and a 7-0 lead early in the second period.

Auburn's offense then found the spark, Artis-Payne and defensive line that began sacking Samford.

Auburn quarterback Nick Marshall hit 11-of-18 passes for 181 yards and a touchdown. It was the final game in Jordan-Hare for Marshall and 19 other seniors. Seven underclassman walk-ons were there for the last time, too.

The start was nothing like the finish. Auburn and Samford played a sleepy first quarter, and the first score belonged to Samford when Michael Eubank threw a 7-yard TD pass to Tony Philpott with 7:49 left in the second quarter.

Auburn then reeled off 17 straight points to close out the first half, scoring the first time on a 23-yard Quan Bray end-around, then on a 29-yard goal by Daniel Carlson and a 7-yard run by Cameron Artis-Payne with 44 seconds left in the second quarter.

Marshall threw a 13-yard touchdown pass to Corey Grant on Auburn's first series of the second half to erase the apprehension of a sluggish first quarter. A 24-7 lead did that.

Roc Thomas scored on a 1-yard run in the fourth for a 31-7 lead.

Auburn had a little fun after that, including an 18-yard pass from backup quarterback Jeremy Johnson to fellow backup quarterback Jonathan Wallace.

Auburn finished the first half with 209 yards, partially thanks to Bray, who had 44 yards in receiving and 34 yards in rushing, plus 30 yards in punt returns.

His rushing touchdown made him the first player in Auburn history with a TD by run, receiving and punt return in the same season.

Things were back in order by the end of the third quarter when Auburn had 298 yards and Samford had 166 yards.

### SCORING SUMMARY

Samford.....	0	7	0	0	—	7
Auburn.....	0	17	7	7	—	31

SU - Philpot 7 yd pass from Eubank (Handrahan kick), 7:49, 2nd  
 AU - Bray 23 yd run (Carlson kick), 6:50, 2nd  
 AU - Carlson 29 yd field goal, 2:24, 2nd  
 AU - Artis-Payne 7 yd run (Carlson kick), 00:39, 2nd  
 AU - Grant 13 yd pass from Marshall (Carlson kick), 8:36, 3rd  
 AU - Thomas 1 yd run (Carlson kick), 8:44, 4th

### TEAM STATISTICS

	SU	AU
First Downs	18	22
Rushes-Yards	38-113	47-200
Passing Yards	125	186
Comp-Att-Int	15-29-2	13-22-1
Total Plays-Yards	67-238	69-386
Punts-Avg.	6-41.2	6-41.0
Fumbles/Lost	0/0	1/0
Penalties-Yards	2-16	8-76
3rd Down Conv.	6-of-16	7-of-14
Time of Possession	30:03	29:57

### INDIVIDUAL STATISTICS

**RUSHING:** (SU) - Williams 15-41; Gates 9-40; Clark 4-28; Johns 4-22; Larry 3-3; Eubank 3-(21). (AU) - Artis-Payne 24-129 (TD); Bray 3-45 (TD); Thomas 5-26 (TD); Barber 1-4; Grant 3-4; Marshall 11 (-8).  
**PASSING:** (SU) - Eubank 15-29-2 (25 TD). (AU) - Marshall 11-18-1 (7 TD); Johnson 2-4-0-15.  
**RECEIVING:** (SU) - Hamilton 5-67; Sinclair 3-13; Obajimi 2-9; Williams 2-8; Johns 1-13; Clark 1-8; Philpott 1-7 (TD). (AU) - Bray 4-56; Coates 2-64; Grant 2-15 (TD); Thomas 2-2; Ray 1-27; Wallace 1-18; Davis 1-4.

Nov. 29, 2014 • ESPN • Bryant-Denny Stadium (101,821) • Tuscaloosa, Ala.

<b>#15/#15 CFP</b>	<b>AUBURN</b>	<b>44</b>
<b>#2/#1 CFP</b>	<b>ALABAMA</b>	<b>55</b>

## GAME 12

It didn't have the return to end all returns to win it, like Auburn had last year, but the latest edition of the Iron Bowl had just about everything else Saturday night in Bryant-Denny Stadium.

Alabama beat Auburn 55-44 in the highest-scoring game in the history of this rivalry, and leads were exchanged like handshakes.

All those points beat the previous high-scoring Iron Bowl of 1969 when Auburn won 49-26. The two teams that played Saturday night combined for more than 1,100 yards.

Auburn's Nick Marshall passed for more than 400 yards. And Sammie Coates had more than 200 yards receiving.

But it was also a game of some missed chances. Four Auburn drives inside the Alabama 10 ended with Daniel Carlson field goals. He kicked five of them.

Auburn led 36-34 after three quarters. But Alabama quarterback Blake Sims and receiver Amari Cooper did what Marshall and Coates had done, played some pitch and catch, and finished with more points.

Alabama finished the regular season 11-1 and will play Missouri in the SEC title game. Auburn is 8-4 and will learn its bowl fate a week from Sunday.

The game began slowly for Auburn. A pass on the first play was from scrimmage was ruled a lateral that Alabama recovered, and, before too long the Tide led 14-3. Auburn didn't flinch.

Auburn rallied from its early deficit to lead 26-21 at the half. Then it was 33-21 Auburn in the opening minutes of the second half when Marshall threw a 4-yard TD pass to Quan Bray.

Then it was 33-27 three minutes later when Sims and Cooper hooked up for a 39-yard touchdown pass.

Auburn went up 36-27 on Carlson's fifth field goal of the game with 3:30 left in the third quarter. Ten seconds later, Sims threw a 75-yard touchdown pass to Cooper to make it 36-34.

The first half heated up for Auburn after three drives to at least the Tide 7 produced only field goals. But Auburn was also sending a message it could come back from that early first-quarter deficit.

And the Tigers also said Marshall was warming up his passing arm. Down 14-9, Marshall threw a 34-yard TD pass to Sammie Coates for Auburn's first lead, then 16-14 with 10:16 left in the second quarter.

Alabama regained the lead on a T.J. Yeldon fourth-down 1-yard TD run with 2:16 left in the first half. But things were just getting warmed up.

Marshall quickly threw a 68-yard touchdown pass to Coates with 54 seconds left in the half, and, after a Rudy Ford interception, Marshall threw a 40-yard pass to Coates to the 1.

With the clock running down, Carlson kicked his fourth field goal of the first half to make it 26-21.

Marshall and Coates already had a game full of passing stats by then. Marshall completed 11-of-18 passes for 255 yards in the first half. Coates was on the receiving end of most of it. He had four catches for 153 yards and two TDs.

Auburn hit halftime with 383 yards, including a surprising 255 passing, on 48 plays Alabama had 178 yards on only 28 plays.

### SCORING SUMMARY

Auburn.....	6	20	10	8	—	44
Alabama.....	14	7	13	21	—	55

UA - Yeldon 8 yd run (Raborn kick), 12:47, 1st  
 AU - Carlson 20 yd field goal, 8:08, 1st  
 UA - Cooper 17 yd pass from Sims (Raborn kick), 6:17, 1st  
 AU - Carlson 24 yd field goal, 2:57, 1st  
 AU - Carlson 24 yd field goal, 11:01, 2nd  
 AU - Coates 34 yd pass from Marshall (Carlson kick), 10:16, 2nd  
 UA - Yeldon 1 yd run (Raborn kick), 1:21, 2nd  
 AU - Coates 68 yd pass from Marshall (Carlson kick), 00:54, 2nd  
 AU - Carlson 20 yd field goal, 00:00, 2nd  
 AU - Bray 5 yd pass from Marshall (Carlson kick), 11:02, 3rd  
 AU - Cooper 39 yd pass from Sims (Raborn kick block), 8:01, 3rd  
 AU - Carlson 33 yd field goal, 3:30, 3rd  
 UA - Cooper 75 yd pass from Sims (Griffith kick), 3:20, 3rd  
 UA - Sims 11 yd run (White pass from Sims), 14:33, 4th  
 UA - White 6 yd pass from Sims (Sims rush fail), 8:05, 4th  
 UA - Henry 25 yd run (Griffith kick), 3:46, 4th  
 AU - Grant 5 yd run (Marshall rush), 00:20, 4th

### TEAM STATISTICS

	AU	UA
First Downs	28	24
Rushes-Yards	47-174	34-227
Passing Yards	456	312
Comp-Att-Int	27-43-1	20-37-3
Total Plays-Yards	90-630	61-539
Punts-Avg.	2-41.0	2-55.5
Fumbles/Lost	2/1	0/0
Penalties-Yards	7-55	3-30
3rd Down Conv.	9-of-19	5-of-9
Time of Possession	33:54	26:06

### INDIVIDUAL STATISTICS

**RUSHING:** (AU) - Artis-Payne 25-77; Marshall 13-49; Grant 4-34 (TD); Bray 3-21; Davis 1-2; Thomas 1-(-9). (UA) - Yeldon 19-127 (2 TD); Henry 5-72 (TD); Sims 5-23 (TD); Fowler 3-11.  
**PASSING:** (AU) - Marshall 27-43-1-456 (3 TD). (UA) - Sims 20-27-3-312 (4 TD).  
**RECEIVING:** (AU) - Williams 7-121; Coates 5-206 (2 TD); Bray 4-74 (TD); Davis 4-21; Grant 3-14; Artis-Payne 2-14; Louis 2-6. (UA) - Cooper 13-224 (3 TD); White 3-19 (TD); Jones 1-21; Howard 1-20; Fowler 1-15; Yeldon 1-13.

# 2014 Statistics

RECORD.....	OVERALL	HOME	AWAY	NEUTRAL
ALL GAMES.....	8-4-0	6-1-0	2-3-0	0-0-0
CONFERENCE.....	4-4-0	3-1-0	1-3-0	0-0-0
NON-CONFERENCE.....	4-0-0	3-0-0	1-0-0	0-0-0

DATE .....	OPPONENT	W/L	SCORE	ATTEND
8/30/2014.....	ARKANSAS	W	45-21	87451(c)
9/6/2014.....	SAN JOSÉ STATE	W	59-13	87451(c)
9/18/2014.....	at Kansas State (#20)	W	20-14	53046(c)
9/27/2014.....	LOUISIANA TECH	W	45-17	87451(c)
10/4/2014.....	LSU (#15)	W	41-7	87451(c)
10/11/2014.....	at Mississippi State (#3)	L	38-23	62945(c)
10/25/2014.....	SOUTH CAROLINA	W	42-35	87451(c)
11/1/2014.....	at Ole Miss (#7)	W	35-31	62090(c)
11/8/2014.....	TEXAS A&M	L	41-38	87451(c)
11/15/2014.....	at Georgia (#16)	L	34-7	92746(c)
11/22/2014.....	SAMFORD	W	31-7	87451(c)
11/29/2014.....	at Alabama (#2)	L	44-55	101821(c)

RUSHING.....	GP	Att	Gain	Loss	Net	Avg	TD	Long	Avg/G
Cameron Artis-Payne.....	12	277	1519	37	1482	5.4	11	37	123.5
Nick Marshall.....	12	146	900	120	780	5.3	11	49	65.0
Corey Grant.....	12	55	352	18	334	6.1	3	24	27.8
Roc Thomas.....	11	43	228	14	214	5.0	2	18	19.5
Ricardo Louis.....	11	15	185	6	179	11.9	1	75	16.3
Quan Bray.....	12	8	69	0	69	8.6	1	23	5.8
Peyton Barber.....	6	10	54	0	54	5.4	0	14	9.0
Marcus Davis.....	12	1	2	0	2	2.0	0	0	0.2
C.J. Uzomah.....	12	1	1	0	1	1.0	0	1	0.1
<b>Total.....</b>	<b>12</b>	<b>564</b>	<b>3311</b>	<b>209</b>	<b>3102</b>	<b>5.5</b>	<b>30</b>	<b>75</b>	<b>258.5</b>
<b>Opponents.....</b>	<b>12</b>	<b>439</b>	<b>2092</b>	<b>298</b>	<b>1794</b>	<b>4.1</b>	<b>19</b>	<b>59</b>	<b>149.5</b>

PASSING.....	G	Effic	Cmp-Att-Int	Pct	Yds	TD	Lng	Avg/G
Nick Marshall.....	12	148.66	163-271-7	60.1	2315	18	68	192.9
Jeremy Johnson.....	7	201.42	28-37-0	75.7	436	3	62	62.3
Jonathan Wallace.....	7	242.80	1-1-0	100.0	17	0	17	2.4
<b>Total.....</b>	<b>12</b>	<b>155.28</b>	<b>192-309-7</b>	<b>62.1</b>	<b>2768</b>	<b>21</b>	<b>68</b>	<b>230.7</b>
<b>Opponents.....</b>	<b>12</b>	<b>127.25</b>	<b>229-394-19</b>	<b>58.1</b>	<b>2870</b>	<b>21</b>	<b>75</b>	<b>239.2</b>

RECEIVING.....	G	No.	Yds	Avg	TD	Long	Avg/G
D'haquille Williams.....	10	45	730	16.2	5	62	73.0
Quan Bray.....	12	34	408	12.0	4	44	34.0
Sammie Coates.....	11	30	717	23.9	4	68	65.2
Ricardo Louis.....	11	20	195	9.8	2	40	17.7
Cameron Artis-Payne.....	12	12	129	10.8	0	19	10.8
Marcus Davis.....	12	11	71	6.5	1	17	5.9
C.J. Uzomah.....	12	10	125	12.5	2	26	10.4
Corey Grant.....	12	10	92	9.2	1	28	7.7
Melvin Ray.....	12	7	177	25.3	1	49	14.8
Roc Thomas.....	11	6	27	4.5	0	11	2.5
Brandon Fulse.....	12	2	27	13.5	1	24	2.2
Stanton Truitt.....	3	2	13	6.5	0	12	4.3
Tony Stevens.....	6	1	22	22.0	0	22	3.7
Jonathan Wallace.....	7	1	18	18.0	0	18	2.6
Nick Marshall.....	12	1	17	17.0	0	17	1.4
<b>Total.....</b>	<b>12</b>	<b>192</b>	<b>2768</b>	<b>14.4</b>	<b>21</b>	<b>68</b>	<b>230.7</b>
<b>Opponents.....</b>	<b>12</b>	<b>229</b>	<b>2870</b>	<b>12.5</b>	<b>21</b>	<b>75</b>	<b>239.2</b>

TEAM STATISTICS.....	AU.....	OPP
SCORING.....	430	313
Points Per Game.....	35.8	26.1
Points Off Turnovers.....	228	142
FIRST DOWNS.....	293	256
Rushing.....	161	99
Passing.....	123	124
Penalty.....	9	33
RUSHING YARDAGE.....	3102	1794
Yards gained rushing.....	3311	2092
Yards lost rushing.....	209	298
Rushing Attempts.....	564	439
Average Per Rush.....	5.5	4.1
Average Per Game.....	258.5	149.5
TDs Rushing.....	30	19
PASSING YARDAGE.....	2768	2870
Comp-Att-Int.....	192-309-7	229-394-19
Average Per Pass.....	9.0	7.3
Average Per Catch.....	14.4	12.5
Average Per Game.....	230.7	239.2
TDs Passing.....	21	21
TOTAL OFFENSE.....	5870	4664
Total Plays.....	873	833
Average Per Play.....	6.7	5.6
Average Per Game.....	489.2	388.7
KICK RETURNS: #-Yards.....	32-648	31-674
PUNT RETURNS: #-Yards.....	17-303	18-148
INT RETURNS: #-Yards.....	19-130	7-95
KICK RETURN AVERAGE.....	20.2	21.7
PUNT RETURN AVERAGE.....	17.8	8.2
INT RETURN AVERAGE.....	6.8	13.6
FUMBLES-LOST.....	18-13	22-5
PENALTIES-Yards.....	82-811	55-449
Average Per Game.....	67.6	37.4
PUNTS-Yards.....	48-1932	56-2348
Average Per Punt.....	40.2	41.9
Net punt average.....	36.8	35.8
KICKOFFS-Yards.....	81-5038	58-3473
Average Per Kick.....	62.2	59.9
Net kick average.....	39.7	39.2
TIME OF POSSESSION/Game.....	30:07	29:53
3RD-DOWN Conversions.....	90/167	61/166
3rd-Down Pct.....	54%	37%
4TH-DOWN Conversions.....	3/7	12/22
4th-Down Pct.....	43%	55%
SACKS BY-Yards.....	20-123	14-88
MISC YARDS.....	0	77
TOUCHDOWNS SCORED.....	54	41
FIELD GOALS-ATTEMPTS.....	17-21	9-16
ON-SIDE KICKS.....	0-0	1-1
RED-ZONE SCORES.....	(48-55) 87%	(36-50) 72%
RED-ZONE TOUCHDOWNS.....	(35-55) 64%	(28-50) 56%
PAT-ATTEMPTS.....	(53-53) 100%	(38-39) 97%
ATTENDANCE.....	612157	372648
Games/Avg Per Game.....	7/87451	5/74530
Neutral Site Games.....	0/0	

SCORE BY QUARTERS.....	1st	2nd	3rd	4th	OT	Total
Auburn.....	96	143	83	108	--	430
Opponents.....	91	103	57	62	--	313

PUNT RETURNS.....	No.	Yds	Avg	TD	Long
Quan Bray.....	15	272	18.1	2	76
Marcus Davis.....	2	31	15.5	0	19
<b>Total.....</b>	<b>17</b>	<b>303</b>	<b>17.8</b>	<b>2</b>	<b>76</b>
<b>Opponents.....</b>	<b>18</b>	<b>148</b>	<b>8.2</b>	<b>0</b>	<b>30</b>



# 2014 Statistics

INTERCEPTIONS.....	No.	Yds	Avg	TD	Long
Jonathan Jones .....	6	6	1.0	0	4
Jermaine Whitehead .....	4	57	14.2	1	33
Johnathan Ford .....	3	18	6.0	0	14
Trovon Reed .....	2	6	3.0	0	6
Cassanova McKinzy .....	1	1	1.0	0	1
Montravius Adams .....	1	36	36.0	0	36
Jonathon Mincy .....	1	0	0.0	0	0
Kris Frost .....	1	6	6.0	0	6
<b>Total.....</b>	<b>19</b>	<b>130</b>	<b>6.8</b>	<b>1</b>	<b>36</b>
<b>Opponents.....</b>	<b>7</b>	<b>95</b>	<b>13.6</b>	<b>0</b>	<b>32</b>

KICK RETURNS.....	No.	Yds	Avg	TD	Long
Corey Grant .....	15	350	23.3	0	32
Ricardo Louis .....	8	171	21.4	0	40
Quan Bray .....	4	64	16.0	0	17
Roc Thomas .....	3	43	14.3	0	21
Johnathan Ford .....	1	18	18.0	0	18
Anthony Swain .....	1	2	2.0	0	2
<b>Total.....</b>	<b>32</b>	<b>648</b>	<b>20.2</b>	<b>0</b>	<b>40</b>
<b>Opponents.....</b>	<b>31</b>	<b>674</b>	<b>21.7</b>	<b>0</b>	<b>37</b>

FUMBLE RETURNS.....	No.	Yds	Avg	TD	Long
<b>Total.....</b>	<b>0</b>	<b>0</b>	<b>0.0</b>	<b>0</b>	<b>0</b>
<b>Opponents.....</b>	<b>0</b>	<b>0</b>	<b>0.0</b>	<b>0</b>	<b>0</b>

FIELD GOAL RETURNS .....	No.	Yds	Avg	TD	Long
<b>Total.....</b>	<b>0</b>	<b>0</b>	<b>0.0</b>	<b>0</b>	<b>--</b>
<b>Opponents.....</b>	<b>0</b>	<b>0</b>	<b>0.0</b>	<b>1</b>	<b>0</b>

----- PATs -----

SCORING.....	TD	FGs	Kick	Rush	Rcv	Pass	DXP	Saf	Points
Daniel Carlson .....	0	17-21	53-53	0-0	0	0-0	0	0	104
Nick Marshall .....	11	0-0	0-0	1-1	0	0-0	0	0	68
Cameron Artis-Payne .....	11	0-0	0-0	0-0	0	0-0	0	0	66
Quan Bray .....	7	0-0	0-0	0-0	0	0-0	0	0	42
D'haquille Williams .....	5	0-0	0-0	0-0	0	0-0	0	0	30
Sammie Coates .....	4	0-0	0-0	0-0	0	0-0	0	0	24
Corey Grant .....	4	0-0	0-0	0-0	0	0-0	0	0	24
Ricardo Louis .....	3	0-0	0-0	0-0	0	0-0	0	0	18
Roc Thomas .....	2	0-0	0-0	0-0	0	0-0	0	0	12
C.J. Uzomah .....	2	0-0	0-0	0-0	0	0-0	0	0	12
Marcus Davis .....	1	0-0	0-0	0-0	0	0-0	0	0	6
Melvin Ray .....	1	0-0	0-0	0-0	0	0-0	0	0	6
Jermaine Whitehead .....	1	0-0	0-0	0-0	0	0-0	0	0	6
Brandon Fulse .....	1	0-0	0-0	0-0	0	0-0	0	0	6
Jeremy Johnson .....	1	0-0	0-0	0-0	0	0-0	0	0	6
<b>Total.....</b>	<b>54</b>	<b>17-21</b>	<b>53-53</b>	<b>1-1</b>	<b>0</b>	<b>0-0</b>	<b>0</b>	<b>0</b>	<b>430</b>
<b>Opponents.....</b>	<b>41</b>	<b>9-16</b>	<b>38-39</b>	<b>0-1</b>	<b>1</b>	<b>1-1</b>	<b>0</b>	<b>0</b>	<b>313</b>

TOTAL OFFENSE.....	G	Plays	Rush	Pass	Total	Avg/G
Nick Marshall .....	12	417	780	2315	3095	257.9
Cameron Artis-Payne .....	12	277	1482	0	1482	123.5
Jeremy Johnson .....	7	41	-7	436	429	61.3
Corey Grant .....	12	55	334	0	334	27.8
Roc Thomas .....	11	43	214	0	214	19.5
Ricardo Louis .....	11	15	179	0	179	16.3
Quan Bray .....	12	8	69	0	69	5.8
Peyton Barber .....	6	10	54	0	54	9.0
Jonathan Wallace .....	7	1	0	17	17	2.4
Marcus Davis .....	12	1	2	0	2	0.2
C.J. Uzomah .....	12	1	1	0	1	0.1
<b>TEAM .....</b>	<b>12</b>	<b>4</b>	<b>-6</b>	<b>0</b>	<b>-6</b>	<b>-0.9</b>
<b>Total.....</b>	<b>12</b>	<b>873</b>	<b>3102</b>	<b>2768</b>	<b>5870</b>	<b>489.2</b>
<b>Opponents.....</b>	<b>12</b>	<b>833</b>	<b>1794</b>	<b>2870</b>	<b>4664</b>	<b>388.7</b>

FIELD GOALS .....	FGM-FGA	Pct	01-19	20-29	30-39	40-49	50-99	Lg	Blk
Daniel Carlson .....	17-21	81.0	0-0	10-11	3-3	4-7	0-0	46	1

FG SEQUENCE	Auburn	OPPONENTS
Arkansas	42,(45)	--
San José State	(27)	(27),29,(24)
Kansas State	(34),(25)	41,42,22
Louisiana Tech	41,(25)	37,(25)
LSU	(46),(42)	--
at Mississippi State	28,(21),(22),(42)	(21)
South Carolina	-	-
Ole Miss	-	(47)
Texas A&M	(30),41	49,(22),(27)
Georgia	-	(32),(28)
Samford	(29)	34
Alabama	(20),(24),(24),(20),(33)	-

Numbers in (parentheses) indicate field goal was made.

PUNTING .....	No.	Yds	Avg	Long	TB	FC	I20	50+	Blkd
Daniel Carlson .....	37	1541	41.6	62	1	8	11	3	0
Jimmy Hutchinson .....	9	329	36.6	52	0	2	2	1	0
Matthew Shiel .....	2	62	31.0	35	0	0	2	0	0
<b>Total.....</b>	<b>48</b>	<b>1932</b>	<b>40.2</b>	<b>62</b>	<b>1</b>	<b>10</b>	<b>15</b>	<b>4</b>	<b>0</b>
<b>Opponents.....</b>	<b>56</b>	<b>2348</b>	<b>41.9</b>	<b>70</b>	<b>2</b>	<b>15</b>	<b>16</b>	<b>11</b>	<b>0</b>

KICKOFFS .....	No.	Yds	Avg	TB	OB	Retn	Net	YdLn
Daniel Carlson .....	75	4696	62.6	46	1			
Alex Kviklys .....	6	342	57.0	0	0			
<b>Total.....</b>	<b>81</b>	<b>5038</b>	<b>62.2</b>	<b>46</b>	<b>1</b>	<b>674</b>	<b>39.7</b>	<b>25</b>
<b>Opponents.....</b>	<b>58</b>	<b>3473</b>	<b>59.9</b>	<b>22</b>	<b>3</b>	<b>648</b>	<b>39.2</b>	<b>25</b>

ALL PURPOSE.....	G	Rush	Rec	PR	KOR	IR	Tot	Avg/G
Cameron Artis-Payne .....	12	1482	129	0	0	0	1611	134.2
Quan Bray .....	12	69	408	272	64	0	813	67.8
Nick Marshall .....	12	780	17	0	0	0	797	66.4
Corey Grant .....	12	334	92	0	350	0	776	64.7
D'haquille Williams .....	10	0	730	0	0	0	730	73.0
Sammie Coates .....	11	0	717	0	0	0	717	65.2
Ricardo Louis .....	11	179	195	0	171	0	545	49.5
Roc Thomas .....	11	214	27	0	43	0	284	25.8
Melvin Ray .....	12	0	177	0	0	0	177	14.8
C.J. Uzomah .....	12	1	125	0	0	0	126	10.5
Marcus Davis .....	12	2	71	31	0	0	104	8.7
Jermaine Whitehead .....	8	0	0	0	0	57	57	7.1
Peyton Barber .....	6	54	0	0	0	0	54	9.0
Johnathan Ford .....	12	0	0	0	18	18	36	3.0
Montravius Adams .....	12	0	0	0	0	36	36	3.0
Brandon Fulse .....	12	0	27	0	0	0	27	2.2
Tony Stevens .....	6	0	22	0	0	0	22	3.7
Jonathan Wallace .....	7	0	18	0	0	0	18	2.6
Stanton Truitt .....	3	0	13	0	0	0	13	4.3
Trovon Reed .....	11	0	0	0	0	6	6	0.5
Jonathan Jones .....	12	0	0	0	0	6	6	0.5
Kris Frost .....	12	0	0	0	0	6	6	0.5
Anthony Swain .....	12	0	0	0	2	0	2	0.2
Cassanova McKinzy .....	12	0	0	0	0	1	1	0.1
<b>TEAM .....</b>	<b>12</b>	<b>-6</b>	<b>0</b>	<b>0</b>	<b>0</b>	<b>0</b>	<b>-6</b>	<b>-0.9</b>
Jeremy Johnson .....	7	-7	0	0	0	0	-7	-1.0
<b>Total.....</b>	<b>12</b>	<b>3102</b>	<b>2768</b>	<b>303</b>	<b>648</b>	<b>130</b>	<b>6951</b>	<b>579.2</b>
<b>Opponents.....</b>	<b>12</b>	<b>1794</b>	<b>2870</b>	<b>148</b>	<b>674</b>	<b>95</b>	<b>5581</b>	<b>465.1</b>

# 2014 Statistics

DEFENSIVE LEADERS.....	GP	-----Tackles-----			TFL/Yds	-Sacks-	-----Pass Def-----			---Fumbles---		Blkd Kick	Saf
		Solo	Ast	Total			Int-Yds	BrUp	QBH	Rcv-Yds	FF		
23 Johnathan Ford.....	12	57	27	84	1.5-7	0.5-3	3-18	1	1	.	1	.	.
8 Cassanova McKinzy.....	12	54	28	82	10.0-27	1.5-11	1-1	.	3	1-0	1	.	.
17 Kris Frost.....	12	50	25	75	9.0-29	2.5-16	1-6	3	11	1-0	3	.	.
6 Jonathon Mincy.....	12	51	12	63	5.5-24	1.5-15	1-0	8	.	.	.	.	.
15 Joshua Holsey.....	12	36	5	41	.	.	.	2	1	.	.	.	.
1 Montravius Adams.....	12	24	15	39	8.0-37	3.0-25	1-36	.	17	1-0	.	.	.
27 Robenson Therezie.....	12	31	8	39	3.5-10	0.5-3	.	6	5	1-0	2	.	.
3 Jonathan Jones.....	12	22	12	34	1.0-4	.	6-6	10	.	.	1	.	.
42 Gimel President.....	11	16	12	28	4.0-17	1.0-9	.	1	6	.	.	.	.
9 Jermaine Whitehead.....	8	22	6	28	1.0-4	.	4-57	1	.	.	.	.	.
86 DaVonte Lambert.....	11	12	12	24	7.0-22	3.5-13	.	2	10	.	1	.	.
90 Gabe Wright.....	12	10	13	23	4.5-15	1.0-7	.	.	10	.	.	.	.
50 Ben Bradley.....	12	12	9	21	3.0-5	.	.	.	2	.	.	.	.
24 Derrick Moncrief.....	12	11	10	21	.	.	.	.	.	.	1	.	.
10 LaDarius Owens.....	12	7	12	19	1.0-3	.	.	1	8	.	.	.	.
43 Anthony Swain.....	12	10	7	17	3.0-15	1.0-7	.	1	1	.	.	.	.
98 Angelo Blackson.....	12	12	4	16	5.5-17	3.0-10	.	.	6	.	.	1	.
26 Justin Garrett.....	12	12	3	15	0.5-1	.	.	1	4	.	.	.	.
30 Tre' Williams.....	12	7	6	13	.	.	.	.	1	.	.	.	.
97 Elijah Daniel.....	12	7	6	13	3.5-8	1.0-4	.	.	17	.	.	.	.
16 JaViere Mitchell.....	12	6	7	13	.	.	.	.	1	.	.	.	.
29 Brandon King.....	12	9	3	12	.	.	.	.	2	1-0	.	.	.
19 Nick Ruffin.....	11	5	4	9	.	.	.	2	.	.	.	.	.
25 Trovon Reed.....	11	6	3	9	.	.	2-6	4	.	.	.	.	.
28 T.J. Davis.....	12	4	2	6	0.5-2	.	.	1	.	.	.	.	.
54 Jeffrey Whitaker.....	9	4	1	5	1.0-1	.	.	.	.	.	.	.	.
33 Kenny Flowers.....	12	3	1	4	1.0-17	.	.	.	.	.	1	.	.
38 Daniel Carlson.....	12	2	1	3	.	.	.	.	.	.	.	.	.
14 Stephen Roberts.....	11	2	1	3	.	.	.	.	.	.	1	.	.
13 Mack VanGorder.....	9	2	1	3	.	.	.	.	.	.	.	.	.
22 Khari Harding.....	3	1	2	3	.	.	.	.	.	.	.	.	.
47 Cameron Toney.....	2	.	2	2	.	.	.	.	.	.	.	.	.
1 D'haquille Williams.....	10	1	1	2	.	.	.	.	.	.	.	.	.
89 Jaylon Denson.....	11	.	2	2	.	.	.	.	.	.	.	.	.
94 Devaroe Lawrence.....	4	1	.	1	1.0-2	.	.	.	.	.	.	.	.
59 Raashed Kennion.....	4	.	1	1	.	.	.	.	1	.	.	.	.
80 Marcus Davis.....	12	1	.	1	.	.	.	.	.	.	.	.	.
82 Melvin Ray.....	12	1	.	1	.	.	.	.	.	.	.	.	.
5 Ricardo Louis.....	11	1	.	1	.	.	.	.	.	.	.	.	.
18 Sammie Coates.....	11	1	.	1	.	.	.	.	.	.	.	.	.
4 Quan Bray.....	12	1	.	1	.	.	.	.	.	.	.	.	.
44 Cameron Artis-Payne.....	12	1	.	1	.	.	.	.	.	.	.	.	.
<b>Total.....</b>	<b>12</b>	<b>515</b>	<b>264</b>	<b>779</b>	<b>75-267</b>	<b>20-123</b>	<b>19-130</b>	<b>44</b>	<b>107</b>	<b>5-0</b>	<b>12</b>	<b>1</b>	<b>.</b>
<b>Opponents.....</b>	<b>12</b>	<b>541</b>	<b>362</b>	<b>903</b>	<b>66.0-204</b>	<b>14-88</b>	<b>7-95</b>	<b>43</b>	<b>60</b>	<b>13-0</b>	<b>13</b>	<b>1</b>	<b>.</b>

## SPECIAL TEAMS TACKLES

-----Tackles-----			-----Tackles-----				
SPECIAL TEAMS .....	Solo	Ast	Total	SPECIAL TEAMS .....	Solo	Ast	Total
16 JaViere Mitchell.....	6	4	10	23 Johnathan Ford.....	2	0	2
24 Derrick Moncrief.....	3	2	5	15 Joshua Holsey.....	1	1	2
29 Brandon King.....	3	2	5	89 Jaylon Denson.....	0	2	2
3 Jonathan Jones.....	2	2	4	26 Justin Garrett.....	1	0	1
6 Jonathon Mincy.....	3	0	3	8 Cassanova McKinzy.....	1	0	1
38 Daniel Carlson.....	2	1	3	33 Kenny Flowers.....	1	0	1
13 Mack VanGorder.....	1	1	2	27 Robenson Therezie.....	1	0	1
30 Tre' Williams.....	1	1	2	18 Sammie Coates.....	1	0	1
5 Ricardo Louis.....	2	0	2	28 T.J. Davis.....	1	0	1

# 2014 Scoring Drives

Plays	Yards	TOP Qtr	Scoring Play
<b>ARKANSAS</b>			
8	75	3:50	1 Melvin Ray 49-yard pass from Jeremy Johnson
6	75	2:43	1 Cameron Artis-Payne 1-yard run
7	98	2:49	2 D'haquille Williams 18-yd. pass from Jeremy Johnson
9	78	4:18	3 Nick Marshall 19-yard run
--	--	--	3 Jermaine Whitehead 33-yard interception return
11	62	4:52	4 Daniel Carlson 45-yard field goal
8	85	4:45	4 Corey Grant 3-yard run
<b>Total</b>	<b>49</b>	<b>473</b>	<b>23:17 (6 scoring drives)</b>
<b>Avg.</b>	<b>8.2</b>	<b>78.8</b>	<b>3:52</b>

Plays	Yards	TOP Qtr	Scoring Play
<b>SAN JOSÉ STATE</b>			
11	67	3:29	1 Ricardo Louis 4-yard pass from Nick Marshall
8	60	2:14	1 Cameron Artis-Payne 2-yard run
9	45	3:27	2 Cameron Artis-Payne 5-yard run
--	--	--	2 Quan Bray 55-yard punt return
4	56	0:48	2 Cameron Artis-Payne 1-yard run
7	41	0:53	2 Daniel Carlson 27-yard field goal
5	67	1:30	3 Nick Marshall 27-yard run
8	37	2:33	4 Jeremy Johnson 1-yard run
1	3	0:07	4 Roc Thomas 3-yard run
<b>Total</b>	<b>53</b>	<b>376</b>	<b>15:01 (8 scoring drives)</b>
<b>Avg.</b>	<b>6.6</b>	<b>47.0</b>	<b>1:52 (season: 14 drives, 102 plays, 849 yds, 38:18)</b>

Plays	Yards	TOP Qtr	Scoring Play
<b>at KANSAS STATE (#20)</b>			
4	4	1:53	1 Daniel Carlson 34-yard field goal
9	75	3:22	2 Ricardo Louis 40-yard pass from Nick Marshall
15	80	5:34	4 D'haquille Williams 9-yard pass from Nick Marshall
12	39	5:48	4 Daniel Carlson 25-yard field goal
<b>Total</b>	<b>40</b>	<b>198</b>	<b>16:37 (4 scoring drives)</b>
<b>Avg.</b>	<b>7.9</b>	<b>58.2</b>	<b>3:03 (season: 18 drives, 142 plays, 1047 yds, 54:55)</b>

Plays	Yards	TOP Qtr	Scoring Play
<b>LOUISIANA TECH</b>			
1	5	:07	1 Cameron Artis-Payne 5-yard run
7	38	2:13	2 Daniel Carlson 25-yard field goal
12	80	4:12	2 D'haquille Williams 18-yard pass from Nick Marshall
3	37	0:34	2 Quan Bray 37-yard pass from Nick Marshall
11	92	4:24	4 Quan Bray 44-yard pass from Nick Marshall
--	--	--	4 Quan Bray 76-yard punt return
6	75	2:34	4 C.J. Uzomah 15-yard pass from Jeremy Johnson
<b>Total</b>	<b>40</b>	<b>327</b>	<b>14:04 (6 scoring drives)</b>
<b>Avg.</b>	<b>7.6</b>	<b>57.3</b>	<b>2:52 (season: 24 drives, 182 plays, 1374 yds, 68:59)</b>

Plays	Yards	TOP Qtr	Scoring Play
<b>LSU (#15)</b>			
8	49	3:07	1 Daniel Carlson 46-yard field goal
5	67	1:45	1 Sammie Coates 56-yard from Nick Marshall
5	60	1:15	1 Nick Marshall 7-yard run
7	72	1:49	2 C.J. Uzomah 9-yard pass from Nick Marshall
7	81	2:13	2 Nick Marshall 29-yard run
7	29	3:12	3 Daniel Carlson 42-yard field goal
9	76	5:23	4 Corey Grant 12-yard run
<b>Total</b>	<b>48</b>	<b>434</b>	<b>18:44 (7 scoring drives)</b>
<b>Avg.</b>	<b>7.4</b>	<b>58.3</b>	<b>2:50 (season: 31 drives, 230 plays, 1808 yds, 87:43)</b>

Plays	Yards	TOP Qtr	Scoring Play
<b>at MISSISSIPPI STATE (#3)</b>			
5	32	1:37	2 Daniel Carlson 21-yard field goal
8	41	3:04	2 Daniel Carlson 22-yard field goal
4	22	0:54	2 D'haquille Williams 9-yard pass from Nick Marshall
10	99	3:55	3 D'haquille Williams 15-yard pass from Nick Marshall
10	50	3:24	4 Daniel Carlson 42-yard field goal
<b>Total</b>	<b>37</b>	<b>244</b>	<b>12:54 (5 scoring drives)</b>
<b>Avg.</b>	<b>7.4</b>	<b>57.0</b>	<b>2:48 (season: 36 drives, 267 plays, 2052 yds, 100:37)</b>

Plays	Yards	TOP Qtr	Scoring Play
<b>SOUTH CAROLINA</b>			
11	92	4:55	1 Brandon Fulse 3-yard pass from Nick Marshall
10	93	3:49	2 Cameron Artis-Payne 2-yard run
7	75	2:30	2 Nick Marshall 37-yard run
13	88	5:25	3 Nick Marshall 4-yard run
1	75	0:11	3 Ricardo Louis 75-yard run
6	80	1:55	4 Nick Marshall 9-yard run
<b>Total</b>	<b>48</b>	<b>503</b>	<b>18:45 (6 scoring drives)</b>
<b>Avg.</b>	<b>7.5</b>	<b>60.8</b>	<b>2:50 (season: 42 drives, 315 plays, 2555 yds, 119:22)</b>

Plays	Yards	TOP Qtr	Scoring Play
<b>at OLE MISS (#7)</b>			
8	73	2:56	1 Nick Marshall 2-yard run
1	57	0:12	2 Sammie Coates 57-yard pass from Nick Marshall
7	73	2:06	3 Nick Marshall 2-yard run
11	96	3:46	3 Marcus Davis 17-yard pass from Nick Marshall
9	75	4:03	4 Cameron Artis-Payne 6-yard run
<b>Total</b>	<b>33</b>	<b>374</b>	<b>13:03 (5 scoring drives)</b>
<b>Avg.</b>	<b>7.4</b>	<b>62.3</b>	<b>2:49 (season: 47 drives, 348 plays, 2929 yds, 132:25)</b>

Plays	Yards	TOP Qtr	Scoring Play
<b>TEXAS A&amp;M</b>			
13	75	5:29	1 Cameron Artis-Payne 2-yard run
7	80	2:32	2 Cameron Artis-Payne 34-yard run
14	62	6:15	3 Daniel Carlson 30-yard field goal
8	69	2:36	3 Nick Marshall 1-yard run
4	75	0:53	4 Quan Bray 31-yard pass from Nick Marshall
4	75	1:12	4 Nick Marshall 6-yard run
<b>Total</b>	<b>50</b>	<b>436</b>	<b>18:57 (6 scoring drives)</b>
<b>Avg.</b>	<b>7.5</b>	<b>63.5</b>	<b>2:51 (season: 53 drives, 398 plays, 3365 yds, 151:22)</b>

Plays	Yards	TOP Qtr	Scoring Play
<b>at GEORGIA (#15)</b>			
10	70	4:08	1 Cameron Artis-Payne 26-yard run
<b>Total</b>	<b>10</b>	<b>70</b>	<b>4:08 (1 scoring drives)</b>
<b>Avg.</b>	<b>7.5</b>	<b>63.6</b>	<b>2:52 (season: 54 drives, 408 plays, 3435 yds, 155:30)</b>

Plays	Yards	TOP Qtr	Scoring Play
<b>SAMFORD</b>			
3	73	0:59	2 Quan Bray 23-yard run
7	32	2:13	2 Daniel Carlson 29-yard field goal
5	68	0:44	2 Cameron Artis-Payne 7-yard run
10	80	3:33	3 Corey Grant 13-yard pass from Nick Marshall
12	65	6:08	4 Roc Thomas 1-yard run
<b>Total</b>	<b>37</b>	<b>318</b>	<b>13:37 (5 scoring drives)</b>
<b>Avg.</b>	<b>7.5</b>	<b>63.6</b>	<b>2:35 (season: 59 drives, 445 plays, 3753 yds, 155:30)</b>

Plays	Yards	TOP Qtr	Scoring Play
<b>at ALABAMA (#2)</b>			
12	72	4:39	1 Daniel Carlson 20-yard field goal
11	68	3:20	1 Daniel Carlson 24-yard field goal
14	73	5:11	2 Daniel Carlson 24-yard field goal
2	32	0:25	2 Sammie Coates 34-yard pass from Nick Marshall
2	75	0:29	2 Sammie Coates 68-yard pass from Nick Marshall
3	38	0:37	2 Daniel Carlson 20-yard field goal
7	39	3:08	3 Quan Bray 5-yard pass from Nick Marshall
10	66	4:31	3 Daniel Carlson 33-yard field goal
13	65	3:26	4 Corey Grant 5-yard run
<b>Total</b>	<b>74</b>	<b>528</b>	<b>25:46 (9 scoring drives)</b>
<b>Avg.</b>	<b>7.6</b>	<b>63.0</b>	<b>2:39 (season: 68 drives, 519 plays, 4281 yds, 181:16)</b>

Average Scoring Drive: Plays: 7.6 • Yards: 63.0 • Time: 2:39



# Game-By-Game Stats

Game	Score	First Downs		Rushing	Passing			Total Off.	Punts	Fum.	Penalties	3rd	Time of
		Tot	Ru-Pa-Pe	No-Yds-TD	C-A-I	Yds	TD	Pl-Yds	No-Avg	F-L	No-Yds	Downs	Poss
Arkansas	21	20	9-9-2	29-153-1	18-31-1	175	2	60-328	7-43.0	2-0	5-50	2-10	27:17
at Auburn (#6)	45	27	15-11-1	48-302-3	16-22-0	293	2	70-595	3-53.3	2-1	6-61	9-14	32:43
San José State	59	20	8-10-2	45-65-0	19-32-3	254	1	77-319	4-29.0	2-0	7-66	7-19	34:49
at Auburn (#5)	13	26	18-6-2	50-358-6	13-23-0	135	1	73-493	2-40.0	2-2	5-45	10-14	25:11
Auburn (#5)	20	22	7-15-0	45-128-0	17-31-1	231	2	76-359	5-38.4	1-0	6-46	10-18	31:00
at Kansas State (#20)	14	20	4-13-3	30-40-2	24-40-2	245	0	70-285	3-45.3	2-1	0-0	8-14	29:00
Louisiana Tech	17	14	5-7-2	33-105-2	20-35-1	216	0	68-321	9-42.2	3-1	5-40	5-18	31:43
at Auburn (#5)	45	23	14-9-0	48-254-1	14-22-0	219	4	70-473	5-36.2	0-0	5-51	6-14	28:17
LSU (#15)	7	13	6-3-4	36-138-1	8-24-0	142	0	60-280	8-42.2	2-0	5-31	0-13	27:29
at Auburn (#5)	41	25	15-9-1	49-298-3	17-25-0	268	2	74-566	4-37.8	1-1	7-80	6-12	32:31
Auburn (#2)	23	25	15-9-1	43-232-0	17-35-2	441	2	78-441	6-42.8	2-2	6-56	6-15	28:58
at Mississippi State (#3)	38	24	10-12-2	44-223-4	18-35-3	469	1	79-469	5-39.2	5-1	7-50	8-17	31:02
South Carolina	35	30	7-20-3	33-119-0	30-53-3	416	5	86-535	1-47.0	1-0	4-20	6-14	33:31
at Auburn (#5)	42	25	16-9-0	47-395-5	13-15-0	156	1	62-551	2-35.0	1-1	4-53	6-8	26:29
Auburn (#4)	35	22	12-10-0	46-248-3	15-22-1	254	2	68-502	7-39.0	0-0	13-145	6-14	32:11
at Ole Miss (#7)	31	25	6-14-5	30-146-2	28-40-0	341	2	70-487	5-40.4	2-2	6-48	5-13	27:49
Texas A&M	41	22	8-12-2	35-176-0	19-29-1	277	4	64-453	3-54.7	1-0	5-47	4-10	27:20
at Auburn (#3)	38	31	18-11-2	59-363-4	15-21-0	219	1	80-582	2-42.0	3-3	8-65	7-11	32:40
Auburn (#9)	7	17	8-9-0	35-150-1	15-28-1	142	0	63-292	4-39.0	3-2	7-78	8-14	27:38
at Georgia (#16)	34	27	19-5-3	52-289-3	10-19-0	123	1	71-412	3-36.7	2-0	6-51	5-13	32:22
Samford	7	18	8-7-3	38-113-0	15-29-2	125	1	67-238	6-41.2	0-0	2-16	6-16	30:03
at Auburn (#16)	31	22	14-7-1	47-200-3	13-22-1	186	1	69-386	6-41.0	1-0	8-76	7-14	29:57
Auburn (#15)	44	28	9-18-1	47-174-1	27-43-1	456	3	90-630	2-41.0	2-1	7-55	9-19	33:54
at Alabama (#2)	55	24	9-13-2	34-227-4	20-27-3	312	4	61-539	2-55.5	0-0	3-30	5-9	26:06

## STARTING LINEUPS

OFFENSE	QB	RB	HB/RB/WR/TE	WR	WR	WR/RB/TE	LT	LG	C	RG	RT
ARKANSAS	Johnson	Artis-Payne	Fulse (HB)	D. Williams	Coates	Louis (WR)	Coleman	Slade	Dismukes	Young	Miller
SAN JOSÉ STATE	Marshall	Artis-Payne	Fulse (HB)	D. Williams	Ray	Uzomah (TE)	Coleman	Slade	Dismukes	Young	Miller
at Kansas State (#20)	Marshall	Artis-Payne	Bray (WR)	D. Williams	Ray	M. Davis (WR)	Coleman	Slade	Dismukes	Young	Miller
LOUISIANA TECH	Marshall	Artis-Payne	Fulse (HB)	D. Williams	Coates	Louis (WR)	Coleman	Young	Dismukes	Slade	Miller
LSU (#15)	Marshall	Artis-Payne	Bray (WR)	D. Williams	Ray	Davis (WR)	Coleman	Danzey	Dismukes	Slade	Young
at Mississippi State (#3)	Marshall	Artis-Payne	Fulse (HB)	D. Williams	Ray	Uzomah (HB)	Coleman	Danzey	Dismukes	Slade	Young
SOUTH CAROLINA	Marshall	Artis-Payne	Fulse (HB)	D. Williams	Coates	Louis (WR)	Coleman	Danzey	Dismukes	Slade	Young
at Ole Miss (#7)	Marshall	Artis-Payne	Fulse (HB)	Bray	Ray	Louis (WR)	Coleman	Danzey	Dismukes	Slade	Young
TEXAS A&M	Marshall	Artis-Payne	Grant (TB)	Bray	Coates	Uzomah (TE)	Coleman	Danzey	Dismukes	Slade	Young
at Georgia (#16)	Marshall	Artis-Payne	Thomas (RB)	Bray	Coates	Uzomah (WR)	Coleman	Danzey	Dismukes	Slade	Young
SAMFORD	Marshall	Grant	M. Davis (WR)	Bray	Coates	Uzomah (WR)	Coleman	Danzey	Dismukes	Slade	Young
at Alabama (#2)	Marshall	Thomas (RB)	Ray (WR)	Bray	Coates	Fulse (TE)	Coleman	Young	Dismukes	Slade	Miller
DEFENSE	DE	DT	DT	DE	MLB	WLB	Star	CB	BCB	BS	FS
ARKANSAS	Wright	Blackson	Whitaker	M. Adams	McKinzy	Frost	Garrett	J. Jones	Holsey	J. Ford	Whitehead
SAN JOSÉ STATE	Wright	Blackson	Whitaker	M. Adams	McKinzy	Frost	Therezie	J. Jones	Mincy	J. Ford	Whitehead
at Kansas State (#20)	Lambert	Bradley	M. Adams	Owens	McKinzy	Frost	Therezie	J. Jones	Mincy	J. Ford	Holsey
LOUISIANA TECH	Lambert	Bradley	M. Adams	Owens	McKinzy	Frost	Therezie	J. Jones	Mincy	J. Ford	Holsey
LSU (#15)	Lambert	Wright	M. Adams	President	Swain	T. Williams	Therezie	J. Jones	Mincy	J. Ford	Holsey
at Mississippi State (#3)	Lambert	Wright	M. Adams	President	McKinzy	Frost	Therezie	J. Jones	Mincy	J. Ford	Holsey
SOUTH CAROLINA	Lambert	Bradley	M. Adams	President	McKinzy	Frost	Therezie	J. Jones	Mincy	J. Ford	Holsey
at Ole Miss (#7)	Lambert	Bradley	M. Adams	President	McKinzy	Frost	Therezie	J. Jones	Mincy	J. Ford	Moncrief
TEXAS A&M	Lambert	Blackson	M. Adams	President	McKinzy	Frost	Therezie	J. Jones	Mincy	J. Ford	Holsey
at Georgia (#16)	Lambert	Blackson	M. Adams	President	McKinzy	Frost	Therezie	J. Jones	Mincy	J. Ford	Whitehead
SAMFORD	Lambert	Bradley	Wright	President	McKinzy	Frost	Therezie	J. Jones	Mincy	J. Ford	Whitehead
at Alabama (#2)	Daniel	Bradley	Wright	President	McKinzy	Frost	Therezie	J. Jones	Mincy	J. Ford	Whitehead

# Game-By-Game Stats

Passing				Field Goals		Punting			
C-A-Yds-Int, TD	#14 Marshall	#6 Johnson	#12 Wallace	Made, (Missed)	#38 Carlson	No.-Avg. In 20	#32 Hutchinson	#85 Shiel	#38 Carlson
Arkansas	4-6-50-0, 0	12-16-243-0, 2	--	Arkansas	(42), 45	Arkansas			3-53.3, 2
San José State	10-19-101-0, 1	3-4-34-0, 0	--	San José State	27	San José State			2-40.0, 0
at Kansas St. (#20)	17-31-231-1, 2	--	--	at Kansas State (#20)	34, 25	at Kansas State (#20)		1-35.0, 1	4-39.2, 0
Louisiana Tech	10-17-166-0, 3	4-5-53-0, 1	--	Louisiana Tech	(41), 25	Louisiana Tech		1-27.0, 1	4-38.5, 0
LSU (#15)	14-22-207-0, 2	3-3-61-0, 0	--	LSU (#15)	46, 42	LSU (#15)	1-29.0, 1		3-40.7, 1
at Miss. State (#3)	17-35-209-2, 2	--	--	at Mississippi State (#3)	(28), 21, 22, 42	at Mississippi State (#3)			6-42.8, 2
South Carolina	12-14-139-0, 1	--	1-1-17-0, 0	South Carolina	--	South Carolina			2-35.0, 1
at Ole Miss (#7)	15-22-254-1, 2	--	--	at Ole Miss (#7)	--	at Ole Miss (#7)	3-38.0, 1		4-39.8, 1
Texas A&M	15-21-219-0, 1	--	--	Texas A&M	30, (41)	Texas A&M	2-42.0		
at Georgia (#16)	11-23-112-1, 0	4-5-30-0, 0	--	at Georgia (#16)	--	at Georgia (#16)	1-28.0		3-42.7, 2
Samford	11-18-171-1, 1	2-4-15-0, 0	--	Samford	29	Samford	1-22.0		5-44.8
at Alabama (#2)	27-43-456-1, 3	--	--	at Alabama (#2)	20, 24, 24, 20, 33	at Alabama (#2)			2-41.0

## Rushing

No.-Yds, TD	#4 Bray	#5 Louis	#9 Thomas	#14 Marshall	#20 Grant	#25 Barber	#44 Artis-Payne
Arkansas	--	1-0, 0	DNP	8-19, 1	10-87, 1	3-19, 0	26-177, 1
San José State	--	--	9-51, 1	11-103, 1	10-89, 0	2-2, 0	16-112, 3
at Kansas State (#20)	1-0, 0	3-(-3), 0	--	10-46, 0	6-27, 0	DNP	22-63, 0
Louisiana Tech	--	--	1-(-1), 0	13-105, 0	8-13, 0	3-24, 0	22-116, 1
LSU (#15)	1-3, 0	--	3-16, 0	16-119, 2	4-29, 1	1-5, 0	24-126, 0
at Mississippi State (#3)	--	1-10, 0	6-42, 0	17-100, 0	2-9, 0	DNP	16-70, 0
South Carolina	--	3-102, 1	8-34, 0	10-89, 3	1-3, 0	DNP	25-167, 1
at Ole Miss (#7)	--	2-16, 0	3-18, 0	10-50, 2	4-26, 0	DNP	27-138, 1
Texas A&M	--	4-50, 0	5-24, 0	18-67, 2	1-2, 0	DNP	30-221, 2
at Georgia (#16)	--	1-4, 0	2-13, 0	9-41, 0	2-11, 0	DNP	20-86, 1
Samford	3-45, 1	DNP	5-26, 1	11-(-8), 0	3-4, 0	1-4, 0	24-129, 1
at Alabama (#2)	3-21, 0	--	1-(-9), 0	13-49, 0	4-34, 1	DNP	25-77, 0

## Receiving

No.-Yds, TD	#1 D.Williams	#4 Bray	#5 Louis	#8 Stevens	#18 Coates	#20 Grant	#44 Artis-Payne	#80 Davis	#81 Uzomah	#82 Ray
Arkansas	9-154, 1	--	1-3, 0	--	1-13, 0	1-6, 0	1-14, 0	--	1-26, 0	2-77, 1
San José State	4-60, 0	2-15, 0	2-10, 1	--	DNP	1-6, 0	1-7, 0	1-7, 0	--	2-30, 0
at Kansas State (#20)	8-110, 1	1-4, 0	3-55, 1	DNP	2-24, 0	--	2-31, 0	1-7, 0	--	--
Louisiana Tech	2-33, 1	3-91, 2	3-26, 0	--	2-19, 0	--	1-12, 0	--	1-15, 1	---
LSU (#15)	2-28, 0	2-22, 0	1-4, 0	1-22, 0	4-144, 1	--	3-35, 0	1-2, 0	2-10, 1	--
at Mississippi State (#3)	6-108, 2	3-24, 0	2-23, 0	DNP	3-22, 0	--	--	1-9, 0	2-23, 0	--
South Carolina	3-34, 0	4-29, 0	1-7, 0	DNP	1-14, 0	1-28, 0	--	--	--	--
at Ole Miss (#7)	3-71, 0	4-37, 0	2-7, 0	DNP	5-122, 1	--	--	1-17, 1	--	--
Texas A&M	1-11, 0	6-65, 1	2-50, 0	DNP	2-58, 0	1-8, 0	1-(-3), 0	--	1-12, 0	1-18, 0
at Georgia (#16)	DNP	1-(-9), 0	1-4, 0	DNP	3-31, 0	1-15, 0	1-19, 0	1-4, 0	3-39, 0	1-25, 0
Samford	DNP	4-56, 0	DNP	--	2-64, 0	2-15, 1	--	1-4, 0	--	1-27, 0
at Alabama (#2)	7-121, 0	4-74, 1	2-6, 0	--	5-206, 2	3-14, 0	2-14, 0	4-21, 0	--	--

No.-Yds, TD	#9 Thomas	#10 Truitt	#11 Fulse	#14 Marshall
Arkansas	DNP	DNP	--	--
San José State	--	DNP	--	--
at Kansas State (#20)	--	DNP	--	--
Louisiana Tech	1-11, 0	1-12, 0	--	--
LSU (#15)	--	1-1, 0	--	--
at Mississippi State (#3)	--	DNP	--	--
South Carolina	--	DNP	2-27, 1	1-17, 0
at Ole Miss (#7)	--	DNP	--	--
Texas A&M	--	DNP	--	--
at Georgia (#16)	3-14, 0	DNP	--	--
Samford	2-2, 0	DNP	--	--
at Alabama (#2)	--	DNP	--	--

# Game-By-Game Stats

## Defensive Linemen

Solo+Ast=Total	#1 Adams	#10 Owens	#50 Bradley	#54 Whitaker	#86 Lambert	#90 Wright	#97 Daniel	#98 Blackson
Arkansas	2+0=2	--	1+1=2	2+0=2	0+1=1	2+0=2	1+0=1	2+0=2
San José State	5+1=6	0+2=2	2+1=3	0+1=1	1+1=2	1+1=2	1+0=1	0+1=1
at Kansas State (#20)	3+0=3	0+1=1	1+0=1	--	1+1=2	1+0=1	--	1+0=1
Louisiana Tech	1+1=2	0+1=1	1+1=2	--	0+1=1	0+3=3	--	0+1=1
LSU (#15)	2+2=4	--	1+1=2	--	1+1=2	0+2=2	0+2=2	2+0=2
at Mississippi State (#3)	2+3=5	1+1=2	1+1=2	--	4+3=7	--	0+1=1	1+0=1
South Carolina	1+2=3	--	0+1=1	2+0=2	2+0=2	0+3=3	--	--
at Ole Miss (#7)	2+2=4	2+2=4	--	--	0+1=1	2+0=2	2+3=5	2+2=4
Texas A&M	0+1=1	1+2=3	1+0=1	--	1+0=1	1+0=1	--	3+0=3
at Georgia (#16)	1+3=4	0+3=3	3+0=3	DNP	1+3=4	2+1=3	--	--
Samford	4+0=4	2+0=2	0+2=2	DNP	1+0=1	1+2=3	2+0=2	--
at Alabama (#2)	1+0=1	1+0=1	1+1=2	DNP	DNP	0+1=1	1+0=1	1+0=1

Solo+Ast=Total	#42 President	#59 Kennion
Arkansas	DNP	DNP
San José State	3+2=5	--
at Kansas State (#20)	1+0=1	--
Louisiana Tech	2+2=4	0+1=1
LSU (#15)	0+1=1	DNP
at Mississippi State (#3)	1+0=1	DNP
South Carolina	1+1=2	DNP
at Ole Miss (#7)	2+0=2	DNP
Texas A&M	1+3=4	DNP
at Georgia (#16)	3+1=4	--
Samford	1+0=1	--
at Alabama (#2)	1+2=3	DNP

## Linebackers

Solo+Ast=Total	#8 McKinzy	#16 Mitchell	#17 Frost	#26 Garrett	#30 T. Williams	#33 Flowers	#43 Swain
Arkansas	4+2=6	1+0=1	--	4+0=4	--	--	--
San José State	6+4=10	--	5+1=6	--	1+1=2	3+0=3	--
at Kansas State (#20)	4+0=4	--	5+1=6	1+0=1	--	--	0+1=1
Louisiana Tech	5+4=9	0+2=2	--	1+1=2	4+3=7	--	2+2=4
LSU (#15)	4+2=6	1+1=2	2+2=4	--	0+1=1	--	1+1=2
at Mississippi State (#3)	3+2=5	0+1=1	6+1=7	2+2=4	0+1=1	--	--
South Carolina	4+2=6	--	11+3=14	1+0=1	--	--	--
at Ole Miss (#7)	3+3=6	1+1=2	7+2=9	--	--	--	DNP
Texas A&M	7+5=12	0+1=1	1+4=5	2+0=2	--	--	--
at Georgia (#16)	8+1=9	1+0=1	1+5=6	--	--	--	4+0=4
Samford	4+3=7	1+0=1	8+5=13	1+0=1	2+0=2	0+1=1	1+1=2
at Alabama (#2)	2+0=2	1+1=2	4+1=5	--	--	--	2+2=4

## Defensive Backs

Solo+Ast=Total	#3 J. Jones	#6 Mincy	#9 Whitehead	#15 Holsey	#23 Ford	#24 Moncrief	#25 Reed	#27 Therezie
Arkansas	0+1=1	6+1=7	7+0=7	--	2+3=5	1+0=1	1+2=3	1+1=2
San José State	1+0=1	7+0=7	3+2=5	3+0=3	6+2=8	--	--	1+0=1
at Kansas State (#20)	3+0=3	5+1=6	DNP	10+1=11	7+1=8	0+2=2	1+0=1	4+0=4
Louisiana Tech	3+2=5	6+1=7	DNP	4+0=4	4+1=5	1+0=1	1+0=1	0+2=2
LSU (#15)	0+1=1	2+1=3	DNP	2+1=3	5+1=6	1+2=3	--	6+0=6
at Mississippi State (#3)	3+2=5	2+1=3	DNP	5+0=5	6+3=9	0+1=1	1+1=2	3+1=4
South Carolina	2+0=2	7+0=7	--	4+1=5	6+1=7	2+1=3	--	2+0=2
at Ole Miss (#7)	1+4=5	1+3=4	--	1+0=1	3+8=11	4+2=6	--	2+2=4
Texas A&M	4+0=4	3+0=3	2+0=2	2+0=2	4+2=6	1+1=2	1+0=1	4+0=4
at Georgia (#16)	0+1=1	3+1=4	6+3=9	2+2=2	3+3=6	0+1=1	1+0=1	5+2=7
Samford	0+1=1	5+1=6	0+1=1	2+2=4	3+1=4	1+0=1	--	--
at Alabama (#2)	5+0=5	4+1=5	4+0=4	1+0=1	9+0=9	--	--	3+0=3

## Others

Solo+Ast=Total	#13 VanGorder	#14 Roberts	#19 Ruffin	#22 Harding	#28 Davis	#29 King
Arkansas	--	DNP	--	DNP	--	1+0=1
San José State	1+1=2	1+0=1	--	0+1=1	--	0+2=2
at Kansas State (#20)	--	--	1+1=2	--	--	--
Louisiana Tech	--	1+0=1	2+1=3	0+1=1	1+0=1	0+1=1
LSU (#15)	--	--	--	DNP	0+1=1	2+1=3
at Mississippi State (#3)	--	0+1=1	--	DNP	--	1+0=1
South Carolina	--	--	1+0=1	DNP	--	3+0=3
at Ole Miss (#7)	--	--	--	DNP	--	0+1=1
Texas A&M	DNP	--	1+0=1	DNP	1+1=2	1+0=1
at Georgia (#16)	DNP	--	--	DNP	--	--
Samford	1+0=1	--	0+2=2	1+0=1	2+0=2	--
at Alabama (#2)	DNP	--	DNP	DNP	--	1+0=1

# 2014 Superlatives

## AUBURN TEAM SUPERLATIVES

Points Scored.....59	vs. San José State (9/6)
Low.....7	at #16 Georgia (11/15)
First Downs.....31	vs. Texas A&M (11/8)
Low.....17	at #16 Georgia (11/15)
Rushing Plays.....59	vs. Texas A&M (11/8)
Low.....35	at #16 Georgia (11/15)
Net Rushing Yards.....395	vs. South Carolina (10/25)
Low.....128	at #20 Kansas State (9/18)
Passes Attempted.....43	at #2 Alabama (11/29)
Low.....15	vs. South Carolina (10/25)
Passes Completed.....27	at #2 Alabama (11/29)
Low.....13	v. San José St. (9/6)/v. So. Carolina (10/25)/v. Samford(11/22)
Had Intercepted.....2	at #3 Mississippi State (10/11)
Low.....0	5 times
Net Passing Yards.....456	at #2 Alabama (11/29)
Low.....135	vs. San José State (9/6)
Total Offensive Plays.....90	at #2 Alabama (11/29)
Low.....62	vs. South Carolina (10/25)
Total Net Offense.....630	at #2 Alabama (11/29)
Low.....292	at #16 Georgia (11/15)
Fumbles.....3	vs. Texas A&M (11/8)/at #16 Georgia (11/15)
Low.....0	at #7 Ole Miss (11/1)
Fumbles Lost.....3	vs. Texas A&M (11/8)
Low.....0	4 times
Penalties.....13	at #7 Ole Miss (11/1)
Low.....4	vs. South Carolina (10/25)
Penalty Yards.....145	at #7 Ole Miss (11/1)
Low.....45	vs. San José State (9/6)

## AUBURN INDIVIDUAL SUPERLATIVES

Rushes.....30	Cameron Artis-Payne vs. Texas A&M (11/8)
Yards Rushing.....221	Cameron Artis-Payne vs. Texas A&M (11/8)
Long Rush.....75	Ricardo Louis vs. South Carolina (10/25)
Pass attempts.....43	Nick Marshall at #2 Alabama (11/29)
Pass completions.....27	Nick Marshall at #2 Alabama (11/29)
Yards Passing.....456	Nick Marshall at #2 Alabama (11/29)
TD Passes.....3	Nick Marshall at #2 Alabama (11/29)/v. Louisiana Tech (9/27)
Long Pass.....68	Nick Marshall at #2 Alabama (11/29)
Receptions.....9	D'haquille Williams vs. Arkansas (8/30)
Yards Receiving.....206	Sammie Coates at #2 Alabama (11/29)
TD Receptions.....2	Quan Bray vs. Louisiana Tech (9/27)/ D'haquille Williams at #3 Mississippi State (10/11)
Long Reception.....68	Sammie Coates at #2 Alabama (11/29)
Field Goals.....5	Daniel Carlson at #2 Alabama (11/29)
Long Field Goal.....46	Daniel Carlson vs. #15 LSU (10/4)
Punts.....6	Daniel Carlson at #3 Mississippi State (10/11)
Punting Avg.....53.3	Daniel Carlson vs. Arkansas (8/30)
Long Punt.....62	Daniel Carlson vs. Arkansas (8/30)
Punts inside 20.....2	Daniel Carlson vs. Arkansas (8/30)/at #3 Miss. State (10/11)/ at #16 Georgia (11/15)/vs. Samford (11/22)
Long Punt Return.....76	Quan Bray for a TD vs. Louisiana Tech (9/27)
Long Kickoff Return.....40	Ricardo Louis vs. San José State (9/6)
Interception Return.....36	Montravius Adams vs. Louisiana Tech (9/27)
Long Miss FG Return.....-	
Tackles.....14	Kris Frost vs. South Carolina (10/25)
Sacks.....2	Kris Frost at #20 Kansas State (9/18)
Tackles For Loss.....3.0	Montravius Adams vs. San José State (9/6)
Interceptions.....2	Jonathan Jones at #3 Mississippi State (10/11)/ Jonathan Jones vs. South Carolina (10/25)

## AUBURN INDIVIDUAL LONG PLAYS

Rushing.....75	Ricardo Louis vs. South Carolina (10/25)
Passing.....68	Nick Marshall at #2 Alabama (11/29)
Receiving.....68	Sammie Coates at #2 Alabama (11/29)
Field Goal.....46	Daniel Carlson vs. #15 LSU (10/4)
Punt.....62	Daniel Carlson vs. Arkansas (8/30)
Punt Return.....76	Quan Bray for a TD vs. Louisiana Tech (9/27)
Kickoff Return.....40	Ricardo Louis vs. San José State (9/6)
Fumble Return.....-	
Interception Return.....36	Montravius Adams vs. Louisiana Tech (9/27)
Long Miss FG Return.....-	

## OPPONENT TEAM SUPERLATIVES

Points Scored.....55	at #2 Alabama (11/29)
Low.....7	#15 LSU (10/4)/Samford (11/22)
First Downs.....30	South Carolina (10/25)
Low.....13	#15 LSU (10/4)
Rushing Plays.....52	at #16 Georgia (11/15)
Low.....29	Arkansas (8/30)
Net Rushing Yards.....289	at #16 Georgia (11/15)
Low.....40	at #20 Kansas State (9/18)
Passes Attempted.....53	South Carolina (10/25)
Low.....19	at #16 Georgia (11/15)
Passes Completed.....30	South Carolina (10/25)
Low.....8	#15 LSU (10/4)
Had Intercepted.....3	San José State (9/6)/at #3 Miss. State (10/11)/South Carolina (10/25)/ at #2 Alabama (11/29)
Low.....0	#15 LSU (10/4)/at #16 Georgia (11/15)
Net Passing Yards.....416	South Carolina (10/25)
Low.....123	at #16 Georgia (11/15)
Total Offensive Plays.....86	South Carolina (10/25)
Low.....60	Arkansas (8/30)/#15 LSU (10/4)
Total Net Offense.....539	at #2 Alabama (11/29)
Low.....238	Samford (11/22)
Fumbles.....5	at #3 Mississippi State (10/11)
Low.....0	at #2 Alabama (11/29)
Fumbles Lost.....2	at #7 Ole Miss (11/1)
Low.....0	7 times
Penalties.....7	San José State (9/6)/at #3 Mississippi State (10/11)
Low.....0	at #20 Kansas State (9/18)
Penalty Yards.....66	San José State (9/6)
Low.....0	at #20 Kansas State (9/18)

## OPPONENT INDIVIDUAL SUPERLATIVES

Rushes.....29	Todd Gurley, at #16 Georgia (11/15)
Yards Rushing.....144	Nick Chubb, at #16 Georgia (11/15)
TD Rushes.....2	Kenneth Dixon, Louisiana Tech (9/27)/Dak Prescott & Josh Robinson, at #3 Mississippi State (10/11)/Todd Gurley, at #16 Georgia (11/15)/T.J. Yeldon, at #2 Alabama (11/29)
Long Rush.....59	Bo Wallace, at #7 Ole Miss (11/1)
Pass attempts.....50	Dylan Thompson, South Carolina (10/25)
Pass completions.....29	Dylan Thompson, South Carolina (10/25)
Yards Passing.....402	Dylan Thompson, South Carolina (10/25)
TD Passes.....5	Dylan Thompson, South Carolina (10/25)
Long Pass.....75	Blake Jurich, San José State (9/6)/ Blake Sims, at #2 Alabama (11/29)
Receptions.....13	Amari Cooper, at #2 Alabama (11/29)
Yards Receiving.....224	Amari Cooper, at #2 Alabama (11/29)
TD Receptions.....3	Amari Cooper, at #2 Alabama (11/29)
Long Reception.....75	Tyler Ervin, San José State (9/6)/ Amari Cooper, at #2 Alabama (11/29)
Field Goals.....2	Austin Lopez, San José State (9/6)/Josh Lambo, Texas A&M (11/8)/ Marshall Morgan, at #16 Georgia (11/15)
Long Field Goal.....47	Gary Wunderlich, at #7 Ole Miss (11/1)
Punts.....8	Logan Mcpherson, LA Tech (9/27)/Jamie Keehn, #15 LSU (10/4)
Punting Avg.....55.5	JK Scott, at #2 Alabama (11/29)
Long Punt.....70	JK Scott, at #2 Alabama (11/29)
Punts inside 20.....4	Sam Irwin-Hill, Arkansas (8/30)
Long Punt Return.....30	Tyler Lockett, at #20 Kansas State (9/18)
Long Kickoff Return.....37	Hunter Lee & Carlos Henderson, Louisiana Tech (9/27)/ Christian Jones, at #2 Alabama (11/29)
Tackles.....14	Serderius Bryant, at #7 Ole Miss (11.1)/ Trey DePriest, at #2 Alabama (11/29)
Sacks.....1	14 players
Tackles For Loss.....2.5	Brooks Ellis, Arkansas (8/30)
Interceptions.....1	5 players

## OPPONENT INDIVIDUAL LONG PLAYS

Rushing.....59	Bo Wallace, at #7 Ole Miss (11.1)
Passing.....75	Blake Jurich, San José St. (9/6)/Blake Sims, at #2 Alabama (11/29)
Receiving.....75	Tyler Ervin, San José St. (9/6)/Amari Cooper, at #2 Alabama (11/29)
Field Goal.....47	Gary Wunderlich, at #7 Ole Miss (11/1)
Punt.....70	JK Scott, at #2 Alabama (11/29)
Kickoff Return.....37	Hunter Lee & Carlos Henderson, Louisiana Tech (9/27)/ Christian Jones, at #2 Alabama (11/29)
Fumble Return.....0	9 players
Interception Return.....23	Nick Perry, at #2 Alabama (11/29)



# 2014 Plays of 20+ Yards

Yards	Type	Player(s)	Opponent	Qtr.
76 (TD)	PR	Quan Bray	Louisiana Tech	4
75 (TD)	Rush	Ricardo Louis	South Carolina	3
68 (TD)	Pass	Sammie Coates from Nick Marshall	at #2 Alabama	2
62	Pass	D'haquille Williams from Jeremy Johnson	Arkansas	1
57 (TD)	Pass	Sammie Coates from Nick Marshall	at #7 Ole Miss	2
56 (TD)	Pass	Sammie Coates from Nick Marshall	#15 LSU	1
55 (TD)	PR	Quan Bray	San José State	2
53	Pass	Sammie Coates from Nick Marshall	at #2 Alabama	4
52	Pass	Sammie Coates from Nick Marshall	Texas A&M	4
49 (TD)	Pass	Melvin Ray from Jeremy Johnson	Arkansas	1
49	Rush	Nick Marshall	San José State	1
49	Pass	Sammie Coates from Nick Marshall	Samford	2
44 (TD)	Pass	Quan Bray from Nick Marshall	Louisiana Tech	4
42	Pass	D'haquille Williams from Nick Marshall	at #2 Alabama	1
41	Pass	Sammie Coates from Nick Marshall	at #7 Ole Miss	2
41	Pass	D'haquille Williams from Nick Marshall	at #7 Ole Miss	3
40	KOR	Ricardo Louis	San José State	1
40 (TD)	Pass	Ricardo Louis from Nick Marshall	#20 Kansas State	2
40	Pass	Quan Bray from Nick Marshall	Samford	2
40	Pass	Sammie Coates from Nick Marshall	at #2 Alabama	2
39	Pass	D'haquille Williams from Nick Marshall	#20 Kansas State	4
39	Pass	Ricardo Louis from Nick Marshall	Texas A&M	4
38	Pass	Sammie Coates from Jeremy Johnson	#15 LSU	1
37 (TD)	Pass	Quan Bray from Nick Marshall	Louisiana Tech	2
37	Rush	Cameron Artis-Payne	Louisiana Tech	4
37 (TD)	Rush	Nick Marshall	South Carolina	2
36	INT	Montravius Adams	Louisiana Tech	1
36	KOR	Ricardo Louis	at #3 Mississippi State	2
35	Pass	Quan Bray from Nick Marshall	at #2 Alabama	3
34	Rush	Cameron Artis-Payne	#15 LSU	1
34 (TD)	Rush	Cameron Artis-Payne	Texas A&M	1
34 (TD)	Pass	Sammie Coates from Nick Marshall	at #2 Alabama	2
33 (TD)	INT	Jeremaine Whitehead	Arkansas	3
32	KOR	Corey Grant	Arkansas	3
32	Rush	Cameron Artis-Payne	Arkansas	4
32	Pass	D'haquille Williams from Nick Marshall	at #3 Mississippi State	1
32	KOR	Corey Grant	Samford	1
31	Rush	Cameron Artis-Payne	San José State	2
31	Rush	Nick Marshall	Louisiana Tech	1
31 (TD)	Pass	Quan Bray from Nick Marshall	Texas A&M	4
30	KOR	Corey Grant	Louisiana Tech	3
30	Rush	Cameron Artis-Payne	South Carolina	2
30	Rush	Nick Marshall	Texas A&M	3
29	Pass	Sammie Coates from Nick Marshall	#15 LSU	2
29 (TD)	Rush	Nick Marshall	#15 LSU	2
29	KOR	Corey Grant	at #16 Georgia	1
29	KOR	Corey Grant	at #2 Alabama	4
28	Rush	Cameron Artis-Payne	at #3 Mississippi State	4
28	Pass	Melvin Ray from Nick Marshall	Arkansas	3
28	Rush	Cameron Artis-Payne	Arkansas	4
28	Pass	Corey Grant from Nick Marshall	South Carolina	4
28	PR	Quan Bray	South Carolina	2
28	Rush	Nick Marshall	at #2 Alabama	1
27 (TD)	Rush	Nick Marshall	San José State	3
27	Pass	D'haquille Williams from Nick Marshall	San José State	1
27	KOR	Corey Grant	#15 LSU	1
27	Rush	Nick Marshall	at #3 Mississippi State	1
27	KOR	Corey Grant	at #7 Ole Miss	1
27	KOR	Ricardo Louis	at #16 Georgia	3

## PLAY BREAKDOWN

### BY PLAY

Pass .....	39
Rush .....	25
Kickoff Return .....	13
Punt Return .....	4
Interception Return .....	2
Missed Field Goal Return .....	0

### BY GAME

at Alabama (#2) .....	10
Arkansas .....	10
Louisiana Tech .....	9
LSU (#15) .....	9
South Carolina .....	8
Texas A&M .....	8
at Ole Miss (#7) .....	7
San Jose' State .....	6
at Mississippi State (#3) .....	5
Samford .....	5
at Georgia (#16) .....	4
Kansas State (#20) .....	2

### BY QUARTER

1st .....	29
2nd .....	20
3rd .....	15
4th .....	18

### RUSHING

Cameron Artis-Payne .....	13
Nick Marshall .....	8
Ricardo Louis .....	2
Corey Grant .....	1
Quan Bray .....	1

### PASSING

Nick Marshall .....	32
Jeremy Johnson .....	7

### RECEIVING

Sammie Coates .....	12
D'haquille Williams .....	9
Quan Bray .....	8
Melvin Ray .....	4
Ricardo Louis .....	2
C.J. Uzomah .....	1
Tony Stevens .....	1
Corey Grant .....	1
Brandon Fulse .....	1

### KICKOFF RETURN

Corey Grant .....	9
Ricardo Louis .....	3
Roc Thomas .....	1

### PUNT RETURN

Quan Bray .....	4
-----------------	---

# 2014 Plays of 20+ Yards

Yards	Type	Player(s)	Opponent	Qtr.
27	Pass	Melvin Ray from Nick Marshall	Samford	3
26	Pass	C.J. Uzomah from Jeremy Johnson	Arkansas	1
26	Pass	D'haquille Williams from Nick Marshall	#15 LSU	1
26 (TD)	Rush	Cameron Artis-Payne	at #16 Georgia	1
25	Rush	Ricardo Louis	Texas A&M	1
25	Rush	Cameron Artis-Payne	Texas A&M	3
25	Pass	Melvin Ray from Jeremy Johnson	at #16 Georgia	4
24	Rush	Corey Grant	Arkansas	4
24	Pass	Brandon Fulse from Nick Marshall	South Carolina	3
23	Rush	Cameron Artis-Payne	South Carolina	1
23 (TD)	Rush	Quan Bray	Samford	2
22	KOR	Corey Grant	Louisiana Tech	1
22	PR	Quan Bray	Louisiana Tech	1
22	Pass	Tony Stevens from Jeremy Johnson	#15 LSU	4
22	KOR	Corey Grant	at #2 Alabama	4
21	Pass	Sammie Coates from Nick Marshall	#15 LSU	3
21	KOR	Roc Thomas	at #7 Ole Miss	1
21	Pass	Quan Bray from Nick Marshall	at #2 Alabama	2
20	Pass	D'haquille Williams from Jeremy Johnson	Arkansas	2
20	Pass	Quan Bray from Nick Marshall	South Carolina	4
20	Pass	Quan Bray from Nick Marshall	at #7 Ole Miss	1
20	Rush	Cameron Artis-Payne	at #7 Ole Miss	1

PLAY BREAKDOWN	
<b>INTERCEPTION RETURN</b>	
Montravius Adams.....	1
Jermaine Whitehead.....	1
<b>MISSED FIELD GOAL RETURN</b>	
None	

## MISCELLANEOUS STATISTICS

### Average Time of Possession (by Quarter)

	1	2	3	4	Total
AUBURN.....	8:03	7:18	6:57	7:48	29:52
Opponents.....	6:57	7:42	8:03	7:11	30:08

### Third Down Conversions (by Quarter)

	1	2	3	4	Total
AUBURN.....	23-43	20-44	22-41	25-39	90-167
Pct. ....	53.5%	45.5%	53.7%	64.1%	53.9%
Opponents.....	14-38	10-37	20-46	17-45	61-166
Pct. ....	36.8%	27.0%	43.5%	37.8%	36.7%

### Third Down Conversions (by Yardage)

	Yards to go	1-3	4-6	7-9	10+	Total
AUBURN.....	41-57	20-34	19-40	10-36	90-167	
Pct. ....	71.9%	58.8%	47.5%	27.8%	53.9%	
Opponents.....	22-43	13-36	14-41	12-46	61-166	
Pct. ....	51.2%	36.1%	34.1%	26.1%	36.7%	

### Red Zone

AU Scores/Times in Red Zone: 48/55 (.873)  
 AU TDs/Times in Red Zone: 35/55 (.636)  
 Scores (48): 35 TD, 13 FG  
 Non-Scores (7): 1 FGA, 3 INT, 1 Fumble, 2 Downs, 0 Half  
 Opp. Scores/Times in Red Zone: 36/50 (.720)  
 Opp. TDs/Times in Red Zone: 28/50 (.560)  
 Scores (36): 28 TD, 8 FG  
 Non-Scores (14): 5 FGA, 4 INT, 2 Fumble, 3 Downs, 0 Half

### Turnovers

Takeaways — 24, Giveaways — 20  
 Difference — +4  
 Points Off TOs — AU 81, Opp. 64  
 Points Off TOs/Game — AU 6.8, Opp. 5.3

### Kickoffs

Kickoffs — 81 for 5040 yards (62.2 avg.)  
 Carlson — 75 KO, 46 TB, 1 OB; Kviklyis — 6 KO, 0 TB, 0 OB  
 Touchbacks — 46  
 Out of Bounds — 1  
 On-side kicks — 0-for-0  
 Opp. Returns — 30 for 644 yards (21.5)

# The Last Time

## AN AUBURN TEAM

Had 35 First Downs ... vs. Western Carolina, 2002 (37)

**Had 30 First Downs ... vs. Texas A&M, 2014 (31)**

Had 545 yards rushing ... vs. #5 Missouri [SECCG], 2013 (545)

Had 400 yards rushing ... vs. #5 Missouri [SECCG], 2013 (545)

**Had 300 yards rushing ... vs. Texas A&M, 2014 (363)**

**Had 300 yards rushing in back-to-back games ... vs. Arkansas (302) and vs. San José State (358), 2014**

Had 300 yards rushing in three-straight games ... vs. Western Carolina (511); at #7 Texas A&M (379); vs. FAU (422), 2013

Had 300 yards rushing in six consecutive games ... at Kentucky (311); vs. Arkansas (330); vs. LSU, (440); at Ole Miss (343); vs. Chattanooga (303); vs. Georgia (315), 2010

Had 300 yards rushing in six consecutive SEC games ... vs. South Carolina (334); at Kentucky (311); vs. Arkansas (330); vs. LSU, (440); at Ole Miss (343); vs. Georgia (315), 2010

Had 70 or more rushing attempts ... vs. #5 Missouri [SECCG], 2013 (74)

Had 60 or more rushing attempts ... vs. #5 Missouri [SECCG], 2013 (74)

**Had 50 or more rushing attempts ... vs. Texas A&M, 2014 (59)**

Had seven or more rushing TDs ... vs. #5 Missouri [SECCG], 2013 (7)

**Had six or more rushing TDs ... vs. San José State, 2014 (6)**

**Had five or more rushing TDs ... vs. South Carolina, 2014 (5)**

**Had four or more rushing TDs ... vs. Texas A&M, 2014 (4)**

Had four or more rushing TDs in six straight games ... vs. Western Carolina (5), at #7 Texas A&M (4), vs. Florida Atlantic (4), at Arkansas (4), at Tennessee (5) & vs. #25 Georgia (4), 2013

Had 3 or more rushing TDs in seven straight games ... vs. #24 Ole Miss (3), vs.

Western Carolina (5), at #7 Texas A&M (4), vs. Florida Atlantic (4), at Arkansas (4), at Tennessee (5) & vs. #25 Georgia (4), 2013

**Had 3 or more rushing TDs in consecutive games ... at #7 Ole Miss (3) & vs.**

**Texas A&M (4), 2014**

**Had 450 or more yards passing... at #2 Alabama, 2014 (456)**

**Had 400 or more yards passing... at #2 Alabama, 2014 (456)**

**Had 350 or more yards passing... at #2 Alabama, 2014 (456)**

**Had 300 or more yards passing ... at #2 Alabama, 2014 (456)**

Had 50 or more pass attempts ... vs. Mississippi State, 1997 (54)

Had 30 or more pass completions ... vs. Arkansas, 1995 (34)

Had fewer than 10 pass attempts ... at Tennessee, 2013 (7)

Had fewer than 10 pass completions ... vs. #5 Missouri [SECCG], 2013 (9)

Had fewer than 5 pass completions ... at Tennessee, 2013 (3)

Had fewer than 10 pass attempts in consecutive games ... at Arkansas (9) & at Tennessee (7), 2013

Had fewer than 10 pass completions in consecutive games ... at Arkansas (8) & at Tennessee (3), 2013

Had five TDs passing ... vs. Ball State, 2009 (5)

**Had four TDs passing ... vs. Louisiana Tech, 2014 (4)**

**Had three TDs passing ... at #2 Alabama, 2014 (3)**

Had 700 or more yards total offense ... vs. Western Carolina, 2013 (712)

**Had 600 or more yards total offense ... at #2 Alabama, 2014 (630)**

**Had 600 or more yards total offense and lost ... at #2 Alabama, 2014 (630)**

**Had 500 or more yards total offense ... at #2 Alabama, 2014 (630)**

**Had 500 or more yards total offense in consecutive games ... vs. South Carolina, 2014 (551), at #7 Ole Miss, 2014 (507) & vs. Texas A&M (582), 2014**

**Had 500 or more yards total offense in three straight games ... vs. South Carolina, 2014 (551), at #7 Ole Miss, 2014 (507) & vs. Texas A&M (582), 2014**

Had 1300 or more yards total offense combined in consecutive games ... vs. Western Carolina (712) & at #7 Texas A&M (615), 2013

**Had 90 or more total plays... at #2 Alabama, 2014 (90)**

**Had 85 or more total plays ... at #2 Alabama, 2014 (90)**

**Had 80 or more total plays ... at #2 Alabama, 2014 (90)**

Scored 70 or more points... vs. ULM, 2003 (73)

Scored 60 or more points ... vs. Western Carolina, 2013 (62)

**Scored 50 or more points ... vs. San José State, 2014 (59)**

**Scored 40 or more points ... at #2 Alabama, 2014 (44)**

Scored 40 or more points in three consecutive games ... vs. Western Carolina (62); at No. 7 Texas A&M (45); vs. Florida Atlantic (45), 2013

**Scored 30 or more points in 11 consecutive games ... vs. Western Carolina (62); at No. 7 Texas A&M (45); vs. Florida Atlantic (45); at Arkansas (35); at Tennessee (55); vs. #25 Georgia (43); vs. #1 Alabama (34); vs. #5 Missouri (59); vs. #1 Florida State (31), 2013; vs. Arkansas (45), vs. San José State (59), 2014**

Was held scoreless ... at Alabama, 2012 (0-49)

Was held scoreless at Jordan-Hare Stadium ... vs. Georgia, 2012 (0-38)

Won a game without scoring an offensive touchdown ... at Miss. State, 2008 (3-2)

**Won a game without a rushing touchdown ... at #20 Kansas State, 2014**

Won a game in the last 25 seconds with a TD ... vs. #1 Alabama, 2013 (CB Chris Davis returns missed field goal 100 yards [109 yds] for a touchdown)

Had 200-yard rusher and 100-yard receiver in a game ... vs. Syracuse, 2002 (Carnell Williams [202 rush] and Marcel Willis [113 receiving])

**Had 150-yard rusher and 150-yard receiver in a game ... vs. Arkansas, 2014**

(Cameron Artis-Payne [177 rush] and D'haquille Williams [154 receiving])  
**Had two 100-yard rushers and one 100-yard receiver in a game ... vs. #15 LSU, 2014 (Cameron Artis-Payne [126 rush], Nick Marshall [119 rush], Sammie Coates [144 rec])**

**Had 100-yard receiver and 100-yard rusher in a game ... at #7 Ole Miss, 2014**

(Cameron Artis-Payne [143 rush]& D'haquille Williams [122 rec])

**Had 100-yard receiver and 100-yard rusher in back-to-back games ... vs. #15**

**LSU (Cameron Artis-Payne [126 rush], Nick Marshall [119 rush], Sammie Coates [144 rec]) & at #3 Mississippi State, 2014 (D'haquille Williams [108 rec], Nick Marshall [100 rush])**

**Had two 100-yard rushers in back-to-back games ... vs. Louisiana Tech, 2014**

(Cameron Artis-Payne [116] and Nick Marshall [105]) & vs. #15 LSU, 2014 (Cameron Artis-Payne [126 rush] and Nick Marshall [119 rush])

**Had two 100-yard rushers in a game... vs. South Carolina, 2014 (Cameron**

**Artis-Payne [167 rush], Ricardo Louis [102 rush])**

Had a 300-yard rusher & 100-yard rusher in a game... vs. #5 Missouri [SECCG], 2013 (Tre Mason [304] and Nick Marshall [101])

Had a 200-yard rusher & 100-yard rusher in a game... vs. #5 Missouri [SECCG], 2013 (Tre Mason [304] and Nick Marshall [101])

Had two 150-yard rushers in a game... vs. Mississippi State, 2003 (Brandon Jacobs [182] and Carnell Williams [164])

Had three 100-yard rushers in a game ... vs. Maryland, 1983 (Tommie Agee [219], Lionel James [115] and Bo Jackson [105])

**Had two 100-yard receivers in a game... at #2 Alabama, 2014 (Sammie Coates [206] and D'haquille Williams [121])**

Had a 60-yard run and a 60-yard pass in a game ... vs. Alabama, 2009 (Terrell Zachery 67 rush, Chris Todd to Darvin Adams 72 pass)

Had three players with 2 rushing TDs... vs. ULM, 2003 (Carnell Williams [2], Brandon Jacobs [2], Tre Smith [2])

Had three players with 2 TDs... vs. Georgia, 2010 (Onterio McCalebb [3 rush], Cam Newton [2 rush], Philip Lutzenkirchen [2 rec.]

Had two players with seven or more catches in a game ... Courtney Taylor (7) & Silas Daniels vs. Alabama, 2003 (7)

Had quarterback catch a pass from himself ... Nick Marshall vs. Mississippi State, 2013 (37 yards)

**Had a player play on both offense and defense in same game ... D'haquille Williams vs. South Carolina, 2014**

Scored a touchdown on offense, defense and special teams... vs. ULM, 2008 (2

offense [1 pass, 1 rush], 1 defense [fumble return], 1 special team [punt return])

Scored on the first offensive play ... vs. Alabama, 2003 (Carnell Williams, 80-yd run)

Scored 2 touchdowns in the final 32 seconds ... vs. #1 Alabama, 2013 (Sammie Coates 39 yd pass from Nick Marshall (:32), Chris Davis 100 yd missed field goal return (:00); other time at Georgia Tech, 1987 (records back to 1967)

Returned a kickoff and a punt for a TD in the same game ... at Tennessee, 2013 (kickoff: Corey Grant, 90 yards & punt: Chris Davis, 85 yards) [1st time in Auburn history]

**Returned a punt for a TD ... vs. Louisiana Tech, 2014 (Quan Bray) [76 yards]**

Returned a kickoff for a TD ... at Tennessee, 2013 (Corey Grant) [90 yards]

Returned a missed FG for a TD...vs. Alabama, 2013 (Chris Davis) [100 yds]

Returned opening kickoff for a TD ... vs. Tennessee-Martin, 2008 (Tristan Davis) [95 yards]

Returned 2nd half opening KO for TD ... at Tennessee, 2013 (Corey Grant) [90 yds]

Returned three Interceptions for TDs ... vs. LSU, 1994 (Ken Alvis, Fred Smith, Brian Robinson)

Returned two Interceptions for TDs ... vs. LSU, 1994 (Ken Alvis, Fred Smith, Brian Robinson)

**Returned an Interception for a TD ... vs. Arkansas, 2014 (Jermaine Whitehead) [33]**

Returned two fumbles for TDs ... vs. Vanderbilt, 2002 (Spencer Johnson, Karlos Dansby)

Returned a fumble for a TD ... vs. New Mexico State, 2012 (Daren Bates) [62]

Had five or more fumbles ... vs. Southern Miss (5), 2008

**Did not commit a turnover ... vs. Louisiana Tech, 2014**

Blocked a punt ... vs. Alabama, 2013 (Ryan Smith)

Blocked two punts ... vs. Virginia [Chick-fil-A] 2011 (Garrett Harper, Angelo Blackson)



# The Last Time

Blocked three punts ... vs. ULM, 2003 (3 - Justin Fetsko [2], Donnay Young)  
Returned a blocked punt for a TD ... vs. Florida, 2006 (Tre Smith)  
Blocked a field goal ... vs. Alabama, 2013 (Nosa Eguae)  
Returned a blocked field goal for a TD ... vs. Kentucky, 2009 (Neiko Thorpe) [69]  
Blocked two field goals in a game ... vs. ULM, 2012 (Angelo Blackson, Corey Lemonier)

**Blocked a PAT attempt ... at #2 Alabama, 2014 (Angelo Blackson)**  
Blocked two PAT attempts ... vs. LSU, 1998 (Charles Dorsey, 2)  
Had a PAT blocked ... at Tennessee, 2013 (Cody Parkey)  
Missed a PAT ... at Tennessee, 2013 (Cody Parkey, blocked)  
Missed a kicking PAT ... vs. Tennessee-Chattanooga, 2010 (Wes Byrum)  
Made 90 straight kicking PATs ... Cody Parkey, 2011-13 (90)  
Had a punt blocked ... at Mississippi State, 2009 (Clinton Durst)  
**Had a field goal blocked ... vs. Texas A&M, 2014 (Daniel Carlson)**  
**Had a field goal blocked & returned for a TD ... vs. Texas A&M, 2014 (Daniel Carlson 41-yard FGA blocked by Myles Garrett & returned by Deshazor Everett 65 yards)**  
Had a successful on-side kick ... vs. #5 Missouri [SECCG], 2013 (Cody Parkey)  
Scored a safety ... vs. Alabama A&M, 2012 (Team)  
Scored on a fake field goal ... vs. Vanderbilt, 2000 (Duval pass to Diamond)  
**Scored an offensive two-point conversion ... at #2 Alabama, 2014 (Nick Marshall run)**  
Scored two or more offensive two-point conversions ... vs. Florida, 2002 [2]  
Scored a defensive two-point conversion ... vs. Ole Miss, 2009 (Demond Washington)

Held an opponent scoreless ... vs. ULM, 2008 (34-0)  
Held an opponent scoreless at Jordan-Hare Stadium ... vs. ULM, 2008 (34-0)  
Held an opponent to five or fewer first downs ... vs. Ball State, 2001 (5)  
Held an opponent to 10 or fewer first downs ... vs. Florida Atlantic, 2013 (10)  
Intercepted five or more passes ... vs. Northwestern [Outback], 2009 (5)  
Intercepted four or more passes ... vs. Northwestern [Outback], 2009 (5)  
**Intercepted three or more passes in consecutive games ... at #3 Mississippi State, 2014 (3) & South Carolina, 2014 (3)**  
**Intercepted three or more passes ... at #2 Alabama, 2014 (3)**  
Allowed opponent 600 yards total offense and Auburn still won ... at #7 Texas A&M, 2013 (602)  
**Held an opponent to 300 or less yards total offense ... #15 LSU, 2014 (280)**  
Held an opponent to 200 or less yards total offense ... vs. Western Carolina, 2013 (173)  
Held an opponent to 150 or less yards total offense ... at Mississippi State, 2008 (116)  
Held an opponent to 100 or less yards total offense ... vs. Ball State, 2001 (92)  
Held an opponent to 100 or less yards rushing ... vs. Florida Atlantic, 2013 (97)  
Held an opponent to 50 or less yards rushing ... at #20 Kansas State, 2014 (40)  
Held an opponent to negative yards rushing ... vs. Florida, 2001 (-36)  
Held an opponent to 100 or less yards passing ... vs. Kentucky, 2009 (75)  
**Held an opponent to no third down conversions ... vs. #15 LSU, 2014 (0-of-13)**  
Held an opponent without a touchdown ... vs. Western Carolina, 2013

**Had 10 or more penalties ... at #7 Ole Miss, 2014 (13)**  
Had 1 or fewer penalty ... at Tennessee, 2013 (1)  
Had 100 or more penalty yards ... at #7 Ole Miss, 2014 (145)  
Had 5 or fewer penalty yards ... at Tennessee, 2013 (5)  
Had 35 minutes time of possession... vs. Florida Atlantic, 2013 (35:35)  
Was involved in a game that ended in a tie ... vs. Georgia, 1994 (23-23)  
Was involved in an overtime game ... vs. ULM, 2012 (31-28 win)

## AN AUBURN PLAYER

Rushed 40 times in a game ... Tre Mason (46) vs. #5 Missouri [SECCG], 2013  
Rushed 35 times in a game ... Tre Mason (46) vs. #5 Missouri [SECCG], 2013  
**Rushed 30 times in a game ... Cameron Artis-Payne (30) vs. Texas A&M, 2014**  
Rushed for 300 yards in a game ... Tre Mason (304) vs. #5 Missouri [SECCG], 2013  
Rushed for 200 yards in a game ... Cameron Artis-Payne (221) vs. Texas A&M, 2014  
**Rushed for 150 yards in a game ... Cameron Artis-Payne (221) vs. Texas A&M, 2014**  
**Rushed for 100 yards in a game ... Cameron Artis-Payne (129) vs. Samford, 2014**  
Quarterback rushed for 200 yards in a game ... Nick Marshall (214) at Tennessee, 2013  
**Quarterback rushed for 100 yards in a game ... Nick Marshall (100) at #3 Mississippi State, 2014**  
**Quarterback rushed for 100 yards in back-to-back SEC games ... Nick Marshall vs. #15 LSU (119) and at #3 Mississippi State (100), 2014**  
**Quarterback rushed for 100 yards in 3 games during a season ... Nick Marshall vs. Louisiana Tech (105), #15 LSU (119) and at #3 Mississippi State (100), 201**  
Rushed for 100 yards in six consecutive games ... Tre Mason at Arkansas (168), at Tennessee (117), vs. #25 Georgia (115), vs. #1 Alabama (164), vs. #5 Missouri [SECCG] (304), vs. #1 Florida State [BCSNC] (195), 2013  
**Rushed for 100 yards in three consecutive games ... Cameron Artis-Payne vs. South Carolina (167), at #7 Ole Miss (143) & vs. Texas A&M (221), 2014**

**Rushed for 100 yards in consecutive games ... Cameron Artis-Payne vs. South Carolina (167), at #7 Ole Miss (143) & vs. Texas A&M (221), 2014**  
Rushed for 100 yards in four consecutive games vs. ranked opponents ... Tre Mason vs. #25 Georgia (115), vs. #1 Alabama (164), vs. #5 Missouri [SECCG] (304), vs. #1 Florida State [BCSNC], 2013  
Rushed for 100 yards in three consecutive games vs. ranked opponents ... Tre Mason vs. #25 Georgia (115), vs. #1 Alabama (164), vs. #5 Missouri [SECCG] (304), vs. #1 Florida State [BCSNC], 2013  
**Rushed for 100 yards in consecutive games vs. ranked opponents ... Nick Marshall vs. #15 LSU (119) and at #3 Mississippi State (100), 2014**  
Rushed for 150 yards in three consecutive games ... Tre Mason vs. #1 Alabama (164), vs. #5 Missouri [SECCG] (304), vs. #1 Florida State [BCSNC] (195), 2013  
Rushed for 150 yards in consecutive games ... Tre Mason vs. #1 Alabama (164), vs. #5 Missouri [SECCG] (304), vs. #1 Florida State [BCSNC] (195), 2013  
Rushed for 4 or more TDs in a game ... Tre Mason vs. #5 Missouri [SECCG], 2013 (4)  
**Rushed for 3 or more TDs in a game ... Nick Marshall vs. South Carolina, 2014 (3)**  
**Rushed for 2 or more TDs in a game ... Nick Marshall (2) & Cameron Artis-Payne (2) vs. Texas A&M, 2014**  
**2 Players Rushed for 2 or more TDs in a game ... Nick Marshall (2) & Cameron Artis-Payne (2) vs. Texas A&M, 2014**  
Rushed for 3 TDs or more in consecutive games ... Tre Mason at Arkansas (4) & at Tennessee (3), 2013  
**QB Rushed for 2 or more TDs in a game ... Nick Marshall vs. Texas A&M, 2014**  
**QB Rushed for 2 or more TDs in back-to-back SEC games ... Nick Marshall vs. South Carolina (3), at #7 Ole Miss (2) & vs. Texas A&M (2), 2014**  
**QB Rushed for 2 or more TDs in 3 straight SEC games ... Nick Marshall vs. South Carolina (3), at #7 Ole Miss (2) & vs. Texas A&M (2), 2014**  
Rushed for 2 or more TDs in four consecutive games ... Carnell Williams vs. Western Carolina (2), vs. Vanderbilt (2), at Mississippi State (2), vs. Syracuse (2), 2002  
**Rushed for 2 or more TDs in three consecutive games ... Nick Marshall vs. South Carolina (3), at #7 Ole Miss (2) & vs. Texas A&M (2), 2014**  
Rushed for a TD in 11 consecutive games ... Tre Mason at #6 LSU (2); vs. #24 Ole Miss (1); vs. WCU (2); at #7 Texas A&M (1); vs. Florida Atlantic (1); at Arkansas (4); at Tennessee (3); vs. #25 Georgia (1); vs. #1 Alabama (1); vs. #5 Missouri [SECCG] (4); vs. #1 Florida State (1), 2013  
Rushed for a TD in 10 consecutive games ... Tre Mason at #6 LSU (2); vs. #24 Ole Miss (1); vs. WCU (2); at #7 Texas A&M (1); vs. Florida Atlantic (1); at Arkansas (4); at Tennessee (3); vs. #25 Georgia (1); vs. #1 Alabama (1); vs. #5 Missouri [SECCG] (4); vs. #1 Florida State (1), 2013  
Rushed for a combined 9 TDs in 3 straight games ... Cam Newton at Kentucky (4), vs. #12 Arkansas (3) and vs. #6 LSU (2), 2010  
Rushed for a combined 8 TDs in 3 straight games ... Tre Mason at Arkansas (4), at Tennessee (3) and vs. #25 Georgia (1), 2013  
**Rushed for a combined 7 TDs in 3 straight games ... Nick Marshall vs. South Carolina (3), at #7 Ole Miss (2) & vs. Texas A&M (2), 2014**  
**Rushed for a TD on his first career rush ... Roc Thomas vs. San Jose' State, 2014 (3 yds)**

**Passed for 450 yards in a game ... Nick Marshall at #2 Alabama, 2014 (456)**  
**Passed for 400 yards in a game ... Nick Marshall at #2 Alabama, 2014 (456)**  
**Passed for 300 yards in a game ... Nick Marshall at #2 Alabama, 2014 (456)**  
Attempted 50 passes in a game ... Dameyune Craig vs. Mississippi State, 1997 (54)  
**Attempted 40 passes in a game ... Nick Marshall at #2 Alabama, 2014 (43)**  
Threw five TDs in a game ... Chris Todd vs. Ball State, 2009 (5)  
Threw four TDs in a game ... Jeremy Johnson vs. Western Carolina, 2013 (4)  
**Threw three TDs in a game ... Nick Marshall at #2 Alabama, 2014 (3)**  
Threw four TDs or more in consecutive games ... Chris Todd vs. West Virginia (4), vs. Ball State (5), 2009  
Threw two TDs or more in five consecutive games ... Cam Newton at Ole Miss (2), vs. Chattanooga (4), vs. Georgia (2), at Alabama (3), vs. South Carolina (4), 2010  
Threw a TD pass on Auburn's 1st pass of an SEC Championship Game ... Nick Marshall vs. #5 Missouri (38-yard TD pass to Sammie Coates in 1st qtr.), 2013

**Had 500 yards total offense in a game ... Nick Marshall at #2 Alabama, 2014 (505)**  
**Had 400 yards total offense in a game ... Nick Marshall at #2 Alabama, 2014 (505)**  
**Had 300 yards total offense in a game ... Nick Marshall at #2 Alabama, 2014 (505)**  
**Accounted for four or more TDs in a game ... Nick Marshall at #7 Ole Miss, 2014 (2 rush, 2 pass)**  
Freshman Accounted for four or more TDs in a game ... Jeremy Johnson vs. Western Carolina, 2013 (4)  
Two Players Accounted for three or more TDs in a game ... Tre Mason (3 rush) & Nick Marshall (2 rush, 1 pass) at Tennessee, 2013  
**Accounted for three TDs in a game ... Nick Marshall at #2 Alabama, 2014 (3 pass)**  
**Accounted for three TDs in consecutive games ... Nick Marshall vs. South Carolina, 2014 (3 rush, 1 pass), at #7 Ole Miss (2 pass, 2 rush) & vs. Texas A&M (2 rush, 1 pass), 2014**



# The Last Time

**Accounted for three TDs in three consecutive games ... Nick Marshall vs. South Carolina, 2014 (3 rush, 1 pass), at #7 Ole Miss (2 pass, 2 rush) & vs. Texas A&M (2 rush, 1 pass), 2014**

Accounted for three TDs in four consecutive games ... Cam Newton vs. Chattanooga (5), vs. Georgia (4), at Alabama (4), vs. South Carolina (6), 2010

Caught 15 passes in a game... Willie Goshua vs. Arkansas, 1995 (17)

Caught 12 or more passes in a game ... Darvin Adams vs. Northwestern [Outback], 2009 (12)

**Caught 10 or more passes in a game ... Emory Blake vs. Arkansas, 2012 (10)**

**Caught seven or more passes in a game ... D'haquille Williams at #2 Alabama, 2014 (7)**

**Had 200 or more yards receiving in a game ... Sammie Coates at #2 Alabama, 2014 (206)**

**Had 150 or more yards receiving in a game ... Sammie Coates at #2 Alabama, 2014 (206)**

Had 100 yards receiving in three consecutive games ... Sammie Coates at No. 7 Texas A&M (104), vs. Florida Atlantic, 2013 & at Arkansas (102), 2013

Had 100 yards receiving in consecutive games ... Sammie Coates at No. 7 Texas A&M (104) & vs. Florida Atlantic, 2013 (113)

**Had 100 or more yards receiving in a game ... Sammie Coates (206) & D'haquille Williams (121) at #2 Alabama, 2014**

Caught four or more TD passes in a game ... Alexander Wright vs. Pacific, 1989 (4)

Caught three or more TD passes in a game ... Darvin Adams vs. Furman, 2009 (3)

**Caught two or more TD passes in a game ... Sammie Coates at #2 Alabama, 2014 (2)**

**Caught a TD pass in consecutive games ... D'haquille Williams at #20 Kansas State and vs. Louisiana Tech, 2014**

Caught a TD pass in three consecutive games ... Sammie Coates at #7 Texas A&M, vs. Florida Atlantic and at Arkansas, 2013

Caught a TD pass in six consecutive games ... Emory Blake vs. South Carolina [SECCG], vs. Oregon [BCSNCG], vs. Utah State, vs. Mississippi State, at Clemson, vs. Florida Atlantic, 2010/11

Caught a TD pass in seven consecutive games ... Emory Blake at Alabama; vs. South Carolina [SECCG], vs. Oregon [BCSNCG], vs. Utah State, vs. Mississippi State, at Clemson, vs. Florida Atlantic, 2010/11

**Caught 1 TD pass & had a punt return for a TD in the same game ... Quan Bray (2 TD receptions [44 & 37]) & a 76-yard punt return for a TD, vs. Louisiana Tech, 2014**

Caught a TD pass on his first career catch ... Marcus Davis vs. Arkansas State, 2013 (18 yds)

Quarterback caught a TD pass ... Kiehl Frazier from Quan Bray vs. ULM, 2012

Quarterback caught a pass from himself ... Nick Marshall vs. Mississippi State, 2013

Running back caught two or more TD passes in a game ... Mario Fannin vs. Arkansas St., 2010 (2)

Running back caught a TD pass in consecutive games ... Mario Fannin vs. West Virginia, Ball State, 2009

Tight end caught two or more TD passes in a game ... Philip Lutzenkirchen vs. Ole Miss, 2011 (2)

**Tight end caught a TD pass in consecutive games ... CJ Uzomah vs. LA Tech, vs. LSU, 2014**

**Scored 18 or more points kicking ... Daniel Carlson at #2 Alabama, 2014 (18)**

**Scored 15 or more points kicking ... Daniel Carlson at #2 Alabama, 2014 (18)**

**Kicked five or more field goals in a game ... Daniel Carlson at #2 Alabama, 2014 (18)**

**Kicked four or more field goals in a game ... Daniel Carlson at #2 Alabama, 2014 (18)**

Had 150 kickoff return yards in a game ... Tre Mason vs. Utah State, 2011 (176)

Had 100 punt return yards in a game ... Chris Davis at Tennessee, 2013 (127)

Scored four or more TDs ... Tre Mason vs. #5 Missouri [SECCG], 2013 (4 rush)

**Scored three or more TDs ... Nick Marshall vs. South Carolina, 2014 (3 rush)**

Scored a rushing and receiving TD in a game ... Tre Mason vs. #1 Florida State [BCSNC], 2014 (1 rushing, 1 receiving)

Had an 80-yard run ... Tre Mason vs. Alabama A&M, 2012 (86)

**Had a 70-yard run ... Ricardo Louis vs. South Carolina, 2014 (75)**

**Had a 60-yard run ... Ricardo Louis vs. South Carolina, 2014 (75)**

Completed an 80-yard pass ... Nick Marshall to Sammie Coates at Arkansas, 2013 (88)

Completed a 70-yard pass ... Nick Marshall to Ricardo Louis vs. #25 Georgia, 2013 (73)

**Completed a 60-yard pass ... Nick Marshall to Sammie Coates at #2 Alabama, 2014 (68)**

Kicked a field goal of 50 or more yards ... Cody Parkey vs. #5 Missouri [SECCG], 2013 (52)

Kicked a field goal of 50 or more yards in consecutive games ... John Vaughn, 2006; at Mississippi State (55), vs. Washington State (52)

Kicked two field goals of 50+ yards in a game ... Win Lyle vs. Tennessee, 1987 (55, 52)

Had a 70-yard punt ... Kody Bliss vs. Tulane, 2006 (71)

**Had a 60-yard punt ... Daniel Carlson vs. Arkansas, 2014 (62)**

Had two punts of 50+ yards in a game ... Steven Clark at Ole Miss, 2012 (53, 52)

Had four or more punts inside the 20 in a game ... S. Clark vs. FSU [BCSNCG], 2013 (5)

Blocked a field goal in a game... Nosa Eguae vs. Alabama, 2013

Blocked two field goals in a game... Alton Moore at Georgia, 2001

**Blocked a PAT attempt ... Angelo Blackson at #2 Alabama, 2014**

Blocked two PAT attempts ... Charles Dorsey vs. LSU, 1998 (2)

Made 90 straight PAT attempts ... Cody Parkey, 2011-13 (90)

Blocked a punt in a game... Ryan Smith vs. Alabama, 2013

**Blocked two punts in a game... Justin Fetsko vs. ULM, 2003 (2)**

Had 15 or more tackles in a game... Daren Bates at Ole Miss, 2012 (16)

Intercepted three or more passes in a game ... Junior Rosegreen at Tennessee, 2004 (4)

**Intercepted two or more passes in a game ... Jonathan Jones vs. South Carolina, 2014 (2)**

**Intercepted a pass in consecutive games ... Jonathan Jones at #13 Mississippi State (2) & vs. South Carolina (2), 2014**

**Intercepted two or more passes in consecutive games ... Jonathan Jones at #13 Mississippi State (2) & vs. South Carolina (2), 2014**

Intercepted a pass in three consecutive games ... Jerraud Powers, vs. Tennessee Tech, at Georgia; vs. Alabama, 2007

Recovered two fumbles in a game ... Eltoro Freeman at Georgia, 2011 (2)

Forced two fumbles in a game ... Corey Lemonier at Georgia, 2011 (2)

Forced and recovered a fumble ... Cassanova McKinzy at Vanderbilt, 2012

**Intercepted a pass and had a fumble recovery in a game ... Montravius Adams vs. LA Tech, 2014**

**Had a player play on both offense and defense in the same game ... D'haquille Williams vs. South Carolina, 2014**

## AN AUBURN OPPONENT

Scored 60 or more points ... Texas A&M, 2012 (63)

**Scored 55 or more points ... at #2 Alabama, 2014 (55)**

**Scored 40 or more points ... at #2 Alabama, 2014 (55)**

Had 350 or more yards rushing ... Texas A&M, 2012 (352)

Had 300 or more yards rushing ... Texas A&M, 2012 (352)

**Had 250 or more yards rushing ... at #16 Georgia, 2014 (289)**

**Had 50 or more rushing attempts ... at #16 Georgia, 2014 (52)**

Had five or more rushing TDs ... Texas A&M, 2012 (6)

Had 500 yards passing ... Northwestern [Outback], 2009 (532)

**Had 400 yards passing ... South Carolina, 2014 (416)**

**Had 350 yards passing ... South Carolina, 2014 (416)**

**Had 300 yards passing ... at #2 Alabama, 2014 (312)**

Had 60 or more pass attempts ... Washington State, 2013 (65)

**Had 50 or more pass attempts ... South Carolina, 2014 (53)**

**Had 40 or more pass attempts ... at #7 Ole Miss, 2014 (40)**

**Had 30 or more pass completions ... South Carolina, 2014 (30)**

**Had 25 or more pass completions ... at #7 Ole Miss, 2014 (28)**

**Had five or more TDs passing ... South Carolina, 2014 (5)**

**Had four or more TDs passing ... at #2 Alabama, 2014 (4)**

**Had three or more TDs passing ... at #2 Alabama, 2014 (4)**

Had five passes intercepted ... Northwestern [Outback], 2009 (5)

Had four passes intercepted ... Northwestern [Outback], 2009 (5)

Had 600 yards total offense ... at #7 Texas A&M, 2013 (602)

**Had 500 yards total offense ... at #2 Alabama, 2014 (539)**

**Had 400 yards total offense ... at #2 Alabama, 2014 (539)**

**Had five or more fumbles ... at #13 Mississippi State, 2014 (5)**

Lost four or more fumbles ... Mississippi State, 2002 (4)

Had four or more turnovers ... ULM, 2010 (3 fum/1 int)

Returned a punt for a TD ... LSU, 2005 (Skyler Green, 66)

Returned a kickoff for a TD ... vs. #1 Florida State [BCSNC], 2013 (Kermit Whitfield, 100)

Returned an interception for a TD ... Tennessee, 2013 (Jacques Smith, 18)

Returned a fumble for a TD ... vs. #5 Missouri [SECCG], 2013 (E.J. Gaines, 11)

Returned a blocked punt for a TD ... Mississippi State, 2009 (Robert Elliott, 10)

**Returned a blocked field goal for a TD ... Texas A&M, 2014 (Myles Garrett blocked Daniel Carlson's 41-yd FGA & Deshazor Everett returned it 65 yards)**

Blocked an Auburn punt ... Mississippi State, 2009

**Blocked an Auburn field goal ... Texas A&M, 2014 (Myles Garrett blocked,**

**Deshazor Everett returned 65 yards for a TD)**

Blocked an Auburn PAT ... at Tennessee, 2013 (Daniel McCullers)

**Had a successful on-side kick ... South Carolina, 2014 (Landon Ard kick, Skai Moore recovery)**

**Held Auburn to 300 yards total offense ... at #16 Georgia, 2014 (292)**

# The Last Time

Held Auburn to 200 yards total offense ... Alabama, 2012 (163)  
Held Auburn to 150 yards total offense ... Alabama, 2011 (140)  
Held Auburn below 100 yards rushing ... Alabama, 2012 (92)  
Held Auburn below 50 yards rushing ... Arkansas, 2012 (40)  
Held Auburn to negative yards rushing ... Tennessee, 1997 (-15)  
Held Auburn below 100 yds. passing ... vs. #1 Alabama, 2013 (97) (11-16 att)  
Held Auburn to 10 or fewer first downs ... Alabama, 2012 (7)  
Had 10 or more penalties ... Mississippi State, 2011 (10)  
**Had 0 penalties ... at #20 Kansas State, 2014 (0)**  
Had 100 or more yards in penalties ... Arkansas, 2007 (100)  
**Had no third down conversions ... #15 LSU, 2014 (0-of-13)**  
**Had two 100-yard rushers in a game ... at #16 Georgia, 2014 (Nick Chubb, 144; Todd Gurley, 138)**  
**Had a quarterback rush for 100 yards in a game ... at #13 Mississippi State, 2014 (Dak Prescott, 121)**  
**Had three 100-yard receivers in a game ... at #7 Ole Miss, 2014 (Evan Engram, 123; Vince Sanders, 105; Laquon Treadwell, 103)**  
**Had two 100-yard receivers in a game ... at #7 Ole Miss, 2014 (Evan Engram, 123; Vince Sanders, 105; Laquon Treadwell, 103)**  
**Had a 200-yard receiver in a game ... at #2 Alabama, 2014 (Amari Cooper, 224)**  
**Had a 100-yard rusher and a 100-yard receiver ... at #2 Alabama, 2014 (T.J. Yeldon, 127 rush; Amari Cooper, 224 rec.)**  
Had a 100-yard rusher and two 100-yard receivers ... Tulane, 2006 (Matt Forte, 117 rush; Preston Brown, 139 rec.; Damarcus Davis, 126 rec.)  
**Did not have a turnover ... at #16 Georgia, 2014**  
Scored a safety ... LSU, 2012  
**Scored a two-point conversion ... at #2 Alabama, 2014 (DeAndrew White pass from Blake Sims)**  
Had 40 minutes time of possession ... Georgia, 2011 (40:55)

## AN OPPOSING PLAYER

Rushed for 200 yards in a game ... Andre Ellington, Clemson, 2012 (228)  
Rushed for 150 yards in a game ... Jeremy Hill, at #6 LSU, 2013 (184)  
**Rushed for 100 yards in a game ... T.J. Yeldon (127), at #2 Alabama, 2014**  
**Quarterback rushed for 100 yards in a game ... Dak Prescott, at #13 Mississippi State, 2014 (121)**

Passed for 500 yards in a game ... Mike Kafka, Northwestern [Outback], 2009 (532)  
**Passed for 400 yards in a game ... Dylan Thompson, South Carolina, 2014 (402)**  
**Passed for 350 yards in a game ... Dylan Thompson, South Carolina, 2014 (402)**  
**Passed for 300 yards in a game ... Blake Sims, at #2 Alabama, 2014 (312)**  
Attempted 70 passes in a game ... Mike Kafka, Northwestern [Outback], 2009 (78)  
Attempted 60 passes in a game ... Connor Halliday, Washington State, 2013 (65)  
**Attempted 50 passes in a game ... Dylan Thompson, South Carolina, 2014 (50)**  
**Attempted 40 passes in a game ... Bo Wallace, at #7 Ole Miss (40)**  
Completed 40 passes in a game ... Mike Kafka, Northwestern [Outback], 2009 (47)  
Completed 30 passes in a game ... Aaron Murray, #25 Georgia, 2013 (33)  
**Threw five or more TD passes in a game ... Dylan Thompson, South Carolina, 2014 (5)**  
**Threw four or more TD passes in a game ... Blake Sims, at #2 Alabama, 2014 (4)**  
**Threw three or more TD passes in a game ... Blake Sims, at #2 Alabama, 2014 (4)**

Had 500 yards total offense ... Johnny Manziel, at #7 Texas A&M, 2013 (502)  
**Had 400 yards total offense ... Bo Wallace, at #7 Ole Miss, 2014 (423)**  
**Had 350 yards total offense ... Bo Wallace, at #7 Ole Miss, 2014 (423)**  
**Accounted for 5 or more TDs ... Blake Sims, at #2 Alabama, 2014 (5)**  
Accounted for 5 or more TDs in back-to-back seasons ... Johnny Manziel, #22 Texas A&M, 2012 (5), and at #7 Texas A&M, 2013 (5)  
Threw, Ran and Caught a TD in a game ... Bo Wallace, Ole Miss, 2012 (2 rush, 1 pass, 1 rec.)

**Caught 10 or more passes ... Amari Cooper, at #2 Alabama, 2014 (13)**  
**Three or more players caught seven or more passes ... Laquon Treadwell (10), Evan Engram (8), Vince Sanders (7), at #7 Ole Miss, 2014**  
**Had 200 yards receiving ... Amari Cooper (224), at #2 Alabama, 2014**  
**Had 100 yards receiving ... Amari Cooper (224), at #2 Alabama, 2014**  
Caught four or more TD passes ... Mike Evans, at #7 Texas A&M, 2013 (4)  
**Caught three or more TD passes ... Amari Cooper, at #2 Alabama, 2014 (3)**  
**Caught two or more TD passes ... Amari Cooper, at #2 Alabama, 2014 (3)**

Scored four TDs ... James Franklin, at #5 Missouri [SECCG], 2013 (3 pass, 1 rush)  
**Scored three TDs ... Amari Cooper, at #2 Alabama, 2014 (3)**

Had a 90-yard run ... Joe Adams, Arkansas, 2011 (92 [TD])

Had an 80-yard run ... Jeff Scott, Ole Miss, 2010 (83) [TD]  
Had a 70-yard run ... Jeff Scott, Ole Miss, 2010 (83) [TD]  
Had a 60-yard run ... Henry Josey, #5 Missouri [SECCG], 2013 (65)  
Completed a 99-yard pass ... AJ McCarron to Amari Cooper, #1 Alabama, 2013 (99)  
Completed an 80-yard pass ... AJ McCarron to Amari Cooper, #1 Alabama, 2013 (99)  
**Completed a 70-yard pass ... Blake Sims to Amari Cooper, at #2 Alabama, 2014 (75)**  
**Completed a 60-yard pass ... Blake Sims to Amari Cooper, at #2 Alabama, 2014 (75)**  
**Completed a 50-yard pass ... Blake Sims to Amari Cooper, at #2 Alabama, 2014 (75)**

Kicked a 50-yard field goal ... Steve Lindsey, Ole Miss, 1997 (52)  
**Had a 70-yard punt ... JK Scott, at #2 Alabama, 2014 (70)**  
**Had a 60-yard punt ... JK Scott, at #2 Alabama, 2014 (70)**  
Made four or more FGs ... Chandler Catanzaro, Clemson, 2012 (4)  
Made three or more FGs ... Andrew Ritter, #24 Ole Miss, 2013 (3)  
**Missed three or more FGS ... Jack Cantele, at #20 Kansas State, 2014 (3)**  
Had an 80-yard kickoff return ... K. Whitfield, vs. #1 FSU [BCS], 2013 (100, TD)

## BOTH TEAMS

Had a player return an interception for a touchdown ... Mississippi State, 2011 [AU Demetruce McNeal 43 yds; MSU Johnathan Banks 27 yds]  
Combined for 1,217 yards of total offense ... Auburn (615) at #7 Texas A&M (602), 2013 (1,217)  
Combined for 1,200 yards of total offense ... Auburn (677) vs. #5 Missouri [SECCG] (534), 2013 (1,211)  
**Combined for 1,100 yards of total offense ... #15 Auburn (630) at #2 Alabama (539), 2014 (1,169)**  
**Combined for 1,000 yards of total offense ... #15 Auburn (630) at #2 Alabama (539), 2014 (1,169)**  
Had both a 100-yard rusher and a 100-yard receiver ... at #6 LSU, 2013 [AU Tre Mason 132 rushing yds & Sammie Coates 139 receiving yds; LSU Jeremy Hill 184 rushing yds & Jarvis Landry 118 receiving yds]

Items in **BOLD** set during 2014 season

# Auburn Bowl History

## Auburn in Bowl Games (22-14-2)

### All-Time Bowl Appearances

#### School Appearances

1. Alabama	62
2. Texas	53
3. Southern Cal	51
Nebraska	51
5. Tennessee	50
Georgia	50
7. Oklahoma	48
8. LSU	46
9. Penn State	45
Ohio State	45
11. Michigan	43
Florida State	43
Georgia Tech	43
14. Florida	41
15. Arkansas	40
<b>16. Auburn</b>	<b>39</b>
17. Clemson	37
19. Miami (Fla.)	36
Ole Miss	36
Texas Tech	36

\*Includes 2014-15 bowl berths

### All-Time Bowl Wins

#### School Wins

1. Alabama	35
2. Southern Cal	33
3. Oklahoma	28
4. Penn State	27
Georgia	27
Texas	27
7. Florida State	26
8. Tennessee	25
Nebraska	25
10. Georgia Tech	23
LSU	23
Ole Miss	23
<b>13. Auburn</b>	<b>22</b>
14. Ohio State	20
Michigan	20
Florida	20
17. Miami (Fla.)	18
Clemson	18
19. Notre Dame	16
Washington	16

Season	Bowl	Opponent	Score	W-L-T	AU Coach	Date
1936	Bacardi	Villanova	7-7	T	Jack Meagher	1/1/37
1937	Orange	Michigan State	6-0	W	Jack Meagher	1/1/38
1953	Gator	Texas Tech	13-35	L	Shug Jordan	1/1/54
1954	Gator	Baylor	33-13	W	Shug Jordan	12/31/54
1955	Gator	Vanderbilt	13-25	L	Shug Jordan	12/31/55
1963	Orange	Nebraska	7-13	L	Shug Jordan	1/1/64
1965	Liberty	Ole Miss	7-13	L	Shug Jordan	12/18/65
1968	Sun	Arizona	34-10	W	Shug Jordan	12/28/68
1969	Astro-Bluebonnet	Houston	7-36	L	Shug Jordan	12/31/69
1970	Gator	Ole Miss	35-28	W	Shug Jordan	1/2/71
1971	Sugar	Oklahoma	22-40	L	Shug Jordan	1/1/72
1972	Gator	Colorado	24-3	W	Shug Jordan	12/30/72
1973	Sun	Missouri	17-34	L	Shug Jordan	12/29/73
1974	Gator	Texas	27-3	W	Shug Jordan	12/30/74
1982	Tangerine	Boston College	33-26	W	Pat Dye	12/18/82
1983	Sugar	Michigan	9-7	W	Pat Dye	1/2/84
1984	Liberty	Arkansas	21-15	W	Pat Dye	12/27/84
1985	Cotton	Texas A&M	16-36	L	Pat Dye	1/1/86
1986	Citrus	Southern Cal	16-7	W	Pat Dye	1/1/87
1987	Sugar	Syracuse	16-16	T	Pat Dye	1/1/88
1988	Sugar	Florida State	7-13	L	Pat Dye	1/2/89
1989	Hall of Fame	Ohio State	31-14	W	Pat Dye	1/1/90
1990	Peach	Indiana	27-23	W	Pat Dye	12/29/90
1995	Outback	Penn State	13-43	L	Terry Bowden	1/1/96
1996	Independence	Army	32-29	W	Terry Bowden	12/31/96
1997	Peach	Clemson	21-17	W	Terry Bowden	1/2/98
2000	Citrus	Michigan	28-31	L	Tommy Tuberville	1/1/01
2001	Peach	North Carolina	10-16	L	Tommy Tuberville	12/31/01
2002	Capital One	Penn State	13-9	W	Tommy Tuberville	1/1/03
2003	Music City	Wisconsin	28-14	W	Tommy Tuberville	12/31/03
2004	Sugar	Virginia Tech	16-13	W	Tommy Tuberville	1/3/05
2005	Capital One	Wisconsin	10-24	L	Tommy Tuberville	1/2/06
2006	Cotton	Nebraska	17-14	W	Tommy Tuberville	1/1/07
2007	Chick-fil-A	Clemson	23-20 [OT]	W	Tommy Tuberville	12/31/07
2009	Outback	Northwestern	38-35 [OT]	W	Gene Chizik	1/1/10
2010	BCS National Championship	Oregon	22-19	W	Gene Chizik	1/10/11
2011	Chick-fil-A	Virginia	43-24	W	Gene Chizik	12/31/11
2014	BCS National Championship	Florida State	31-34	L	Gus Malzahn	1/6/14

## Auburn's Bowl Series Record

Bowl	Appearances	W-L-T	Pct.	Seasons
Gator	6	4-2	.667	1954-54-55-70-72-74
Sugar	5	2-2-1	.500	1971-84-88-89-04
Capital One (Citrus/Tangerine)	5	3-2	.600	1982-87-00-02-05
Chick-fil-A (Peach)	5	4-1	.800	1990-97-01-07-11
Outback (Hall of Fame)	3	2-1	.667	1990-95-09
Cotton	2	1-1	.500	1986-06
Sun	2	1-1	.500	1968-73
Orange	2	1-1	.500	1938-64
Liberty	2	1-1	.500	1965-84
BCS National Championship	2	1-1	.500	2010, 2014
Music City	1	1-0	1.000	2003
Independence	1	1-0	1.000	1996
Bacardi	1	0-0-1	.500	1937
Astro-Bluebonnet	1	0-1	.000	1969
<b>TOTALS</b>	<b>38</b>	<b>22-14-2</b>	<b>.579</b>	



# Auburn Bowl Records

## Auburn Individual Records

### RUSHING ATTEMPTS

- 37 Ronnie Brown vs. Penn State, 2003 Capital One
- 34 Tre Mason vs. Florida State, 2014 BCS Championship
- 31 Bo Jackson vs. Texas A&M, 1986 Cotton
- 28 Brent Fullwood vs. USC, 1987 Citrus
- 25 Rudi Johnson vs. Michigan, 2001 Citrus
- 24 Kenny Irons vs. Nebraska, 2007 Cotton
- 22 Cam Newton vs. Oregon, 2011 BCS Championship
- 22 Michael Dyer vs. Oregon, 2011 BCS Championship
- 22 Kenny Irons vs. Wisconsin, 2006 Capital One
- 22 Bo Jackson vs. Michigan, 1984 Sugar

### RUSHING YARDS

- 195 Tre Mason vs. Florida St. (34 carries, 1 TD), 2014 BCS Championship
- 184 Ronnie Brown vs. Penn State (37 carries, 1 TD), 2003 Capital One
- 152 Brent Fullwood vs. USC (28 carries, 1 TD), 1987 Citrus
- 143 Michael Dyer vs. Oregon (22 carries), 2011 BCS Championship
- 134 Joe Childress vs. Baylor (20 carries, 2 TD), 1954 Gator
- 130 Bo Jackson vs. Michigan (22 carries), 1984 Sugar
- 129 Bo Jackson vs. Texas A&M (31 carries, 1 TD), 1986 Cotton
- 119 Stephen Davis vs. Penn State (12 carries), 1996 Outback
- 111 Tom Bryan vs. Ole Miss (19 carries, 1 TD), 1965 Liberty
- 109 Onterio McCalebb vs. Virginia (10 carries, 1 TD), 2011 Chick-fil-A
- 108 Ben Tate vs. Northwestern (20 carries, 2 TD), 2010 Outback

### MOST RUSHING TOUCHDOWNS

- 2 Ben Tate vs. Northwestern, 2010 Outback
- 2 Ronnie Brown vs. Wisconsin, 2003 Music City
- 2 Carnell Williams vs. Wisconsin, 2003 Music City
- 2 Ronnie Brown vs. Penn State, 2002 Capital One
- 2 Stan White vs. Indiana, 1990 Peach
- 2 Bo Jackson vs. Arkansas, 1984 Liberty
- 2 Bo Jackson vs. Boston College, 1982 Tangerine
- 2 Joe Childress vs. Baylor, 1954 Gator
- 2 Kiehl Frazier vs. Virginia, 2011 Chick-fil-A

### PASS ATTEMPTS

- 48 Stan White vs. Indiana, 1990 Peach
- 48 Pat Sullivan vs. Oklahoma, 1972 Sugar
- 48 Dameyune Craig vs. Clemson, 1998 Peach
- 48 Pat Sullivan vs. Ole Miss, 1971 Gator
- 42 Dameyune Craig vs. Army, 1996 Independence

### PASS COMPLETIONS

- 31 Stan White vs. Indiana, 1990 Peach
- 28 Ben Leard vs. Michigan, 2001 Citrus
- 27 Pat Sullivan vs. Ole Miss, 1971 Gator
- 25 Brandon Cox vs. Clemson, 2007 Chick-fil-A
- 24 Jeff Burger vs. Syracuse, 1988 Sugar
- 24 Dameyune Craig vs. Army, 1996 Independence

### PASSING YARDS

- 394 Ben Leard vs. Michigan (28-37-2, 3 TD), 2001 Citrus
- 370 Dameyune Craig vs. Army (24-42-1, 2 TD), 1996 Independence
- 351 Stan White vs. Indiana (31-48-0, 1 TD), 1990 Peach
- 351 Pat Sullivan vs. Ole Miss (27-43-1, 2 TD), 1971 Gator
- 265 Cam Newton vs. Oregon (20-34-1, 2 TD), 2011 BCS Championship

### MOST TOUCHDOWN PASSES

- 3 Ben Leard vs. Michigan, 2001 Citrus
- 3 Reggie Slack vs. Ohio State, 1990 Hall of Fame
- 2 Cam Newton vs. Oregon, 2011 BCS Championship
- 2 Dameyune Craig vs. Army, 1996 Independence
- 2 Loran Carter vs. Arizona, 1968 Sun
- 2 Pat Sullivan vs. Ole Miss, 1971 Gator
- 2 Phil Gargis vs. Missouri, 1973 Sun; vs. Texas, 1974 Gator
- 2 Nick Marshall vs. Florida State, 2014 BCS Championship

### RECEPTIONS

- 12 Darvin Adams vs. Northwestern (142 yards), 2010 Outback
- 10 Willie Gosha vs. Army (132 yards, 1 TD), 1996 Independence
- 9 Victor Hall vs. Indiana (74 yards), 1990 Peach
- 8 Terry Beasley vs. Ole Miss (143 yards, 1 TD), 1971 Gator
- 7 Ronney Daniels vs. Michigan (98 yards, 1TD), 2001 Citrus
- 7 Herbert Casey vs. Indiana (159 yards), 1990 Peach
- 7 Stacy Danley vs. Syracuse (34 yards), 1988 Sugar

### RECEIVING YARDS

- 159 Herbert Casey vs. Indiana, 1990 Peach
- 143 Terry Beasley vs. Ole Miss, 1971 Gator
- 142 Darvin Adams vs. Northwestern, 2010 Outback
- 132 Willie Gosha vs. Army, 1996 Independence
- 125 Lawyer Tillman vs. Syracuse, 1988 Sugar
- 119 Karsten Bailey vs. Clemson, 1998 Peach
- 108 Emory Blake vs. Virginia, 2011 Chick-fil-A

### RECEIVING TOUCHDOWNS

- 2 Thom Gossom vs. Missouri, 1973 Sun
- 2 Ed Butler vs. Texas, 1974 Gator
- 2 Greg Taylor vs. Ohio State, 1990 Hall of Fame

### SCORING

- 15 Joe Childress vs. Baylor (2 TD, 3 PAT), 1954 Gator
- 12 Carl Stewart (2 TD), 2007 Cotton
- 12 Ronnie Brown vs. Wisconsin (2 TD), 2003 Music City
- 12 Carnell Williams vs. Wisconsin (2 TD), 2003 Music City
- 12 Ronnie Brown vs. Penn State (2 TD), 2002 Capital One
- 12 Stan White vs. Indiana (2 TD), 1990 Peach
- 12 Greg Taylor vs. Ohio State (2 TD), 1990 Hall of Fame
- 12 Ed Butler vs. Texas (2 TD), 1974 Gator
- 12 Thom Gossom vs. Missouri (2 TD), 1973 Sun
- 12 Kiehl Frazier vs. Virginia (2 TD), 2011 Chick-fil-A
- 12 Onterio McCalebb vs. Virginia (2TD), 2011 Chick-fil-A
- 12 Tre Mason vs. Florida State (2 TD), 2014 BCS Championship

### LONGEST FIELD GOAL

- 52 Jaret Holmes vs. Clemson, 1998 Peach
- 52 John Riley vs. Arizona, 1968 Sun

### LONGEST TOUCHDOWN RUNS

- 44 Tom Bryan vs. Ole Miss, 1965 Liberty
- 43 Fob James vs. Baylor, 1954 Gator
- 40 Billy Hitchcock vs. Villanova, 1937 Bicardi
- 39 Bo Jackson vs. Arkansas, 1984 Liberty
- 37 Pat Sullivan vs. Ole Miss, 1971 Gator
- 37 Tre Mason vs. Florida State, 2014 BCS Championship

### LONGEST TOUCHDOWN PASSES

- 73 Pat Washington to Bo Jackson vs. Texas A&M, 1986 Cotton
- 65 Loran Carter to Mickey Zofko vs. Arizona, 1968 Sun
- 50 Nick Marshall to Melvin Ray vs. Florida State, 2014 BCS Championship
- 46 Chris Todd to Quindarius Carr vs. Northwestern, 2010 Outback
- 43 Loran Carter to Tim Christian vs. Arizona, 1968 Sun
- 38 Howell Tubbs to Fob James vs. Vanderbilt, 1955 Gator

### LONGEST INTERCEPTION RETURN FOR A TOUCHDOWN

- 100 Walter McFadden vs. Northwestern, 2010 Outback
- 35 Kevin Porter vs. Arkansas, 1984 Liberty
- 32 Buddy McClinton vs. Arizona, 1968 Sun

### MOST INTERCEPTIONS

- 3 Buddy McClinton vs. Arizona, 1968 Sun
- 2 Walter McFadden vs. Northwestern, 2010 Outback
- 2 T'Sharvan Bell vs. Northwestern, 2010 Outback



# Auburn Bowl Records

## Opponents Individual Records

### RUSHING ATTEMPTS

- 34 Jim Strong, Houston, 1969 Astro-Bluebonnet
- 32 Anthony Thomas, Michigan, 2001 Capital One
- 30 Brian Calhoun, Wisconsin, 2006 Capital One
- 30 Jack Mildren, Oklahoma, 1972 Sugar
- 27 Ray Bybee, Missouri, 1973 Sun
- 25 Marlon Lucky, Nebraska, 2007 Cotton
- 24 Sammie Smith, Florida State, 1989 Sugar

### RUSHING YARDS

- 213 Brian Calhoun, Wisconsin, 2006 Capital One
- 184 Jim Strong, Houston, 1969 Astro-Bluebonnet
- 182 Anthony Thomas, Michigan, 2001 Capital One
- 149 Jack Mildren, Oklahoma, 1972 Sugar
- 141 Bobby Cavazos, Texas Tech, 1954 Gator
- 131 Willie Parker, North Carolina, 2001 Chick-fil-A Peach

### MOST RUSHING TOUCHDOWNS

- 3 Trent Green, Indiana, 1990 Peach
- 3 Jack Mildren, Oklahoma, 1972 Sugar
- 2 Anthony Thomas, Michigan, 2001 Capital One
- 2 Bobby Williams, Army, 1996 Independence
- 2 Jim Strong, Houston, 1969 Astro-Bluebonnet
- 2 Bobby Cavazos, Texas Tech, 1954 Gator

### PASS ATTEMPTS

- 78 Mike Kafka, Northwestern, 2010 Outback
- 41 Michael Rocco, Virginia, 2011 Chick-fil-A
- 40 Darron Thomas, Oregon, 2011 BCS Championship
- 38 Bryan Randall, Virginia Tech, 2005 Sugar
- 38 Doug Flutie, Boston College, 1982 Tangerine
- 35 Jameis Winston, Florida State, 2014 BCS Championship
- 34 Brad Taylor, Arkansas, 1984 Liberty
- 33 Cullen Harper, Clemson, 2007 Chick-fil-A
- 31 Greg Frey, Ohio State, 1990 Hall of Fame

### PASS COMPLETIONS

- 47 Mike Kafka, Northwestern, 2010 Outback
- 27 Darron Thomas, Oregon, 2011 BCS Championship
- 26 Michael Rocco, Virginia, 2011 Chick-fil-A
- 22 Doug Flutie, Boston College, 1982 Tangerine
- 21 Bryan Randall, Virginia Tech, 2005 Sugar
- 20 Jameis Winston, Florida State, 2014 BCS Championship
- 19 Archie Manning, Ole Miss, 1971 Gator
- 18 Brad Taylor, Arkansas, 1984 Liberty
- 17 Ken Johnson, Colorado, 1972 Gator

### PASSING YARDS

- 532 Mike Kafka, Northwestern, 2010 Outback
- 363 Darron Thomas, Oregon, 2011 BCS Championship
- 312 Michael Rocco, Virginia, 2011 Chick-fil-A
- 301 John Stocco, Wisconsin, 2006 Capital One
- 299 Bryan Randall, Virginia Tech, 2005 Sugar
- 299 Doug Flutie, Boston College, 1982 Tangerine
- 294 Drew Henson, Michigan, 2001 Capital One Florida Citrus
- 292 Kevin Murray, Texas A&M, 1986 Cotton

### MOST TOUCHDOWN PASSES

- 4 Mike Kafka, Northwestern, 2010 Outback
- 4 Wally Richardson, Penn State, 1996 Outback
- 2 by nine individuals;  
latest, Jameis Winston, Florida State, 2014 BCS Championship

### RECEPTIONS

- 12 Zeke Markshausen, Northwestern, 2010 Outback
- 10 Sidney Stewart, Northwestern, 2010 Outback
- 10 Bobby Joe Edmonds, Arkansas, 1984 Liberty
- 9 Jeff Maehl, Oregon, 2011 BCS Championship
- 9 Jim Poole, Ole Miss, 1971 Gator
- 9 Rashad Greene, Florida State, 2014 BCS Championship
- 7 by five individuals; latest Perry Jones, Virginia, 2012 Chick-fil-A

### RECEIVING YARDS

- 173 Brandon Williams, Wisconsin, 2006 Capital One
- 149 Brian Brennan, Boston College, 1982 Tangerine
- 147 Rashad Greene, Florida State, 2014 BCS Championship
- 136 David Terrell, Michigan, 2001 Florida Citrus
- 133 Jeff Maehl, Oregon, 2011 BCS Championship
- 133 Andrew Brewer, Northwestern, 2010 Outback
- 126 Josh Morgan, Virginia Tech, 2005 Sugar
- 120 Drake Dunsmore, Northwestern, 2010 Outback
- 113 Bobby Engram, Penn State, 1996 Outback
- 111 Jim Poole, Ole Miss, 1971 Gator
- 108 Rod Bernstine, Texas A&M, 1986 Cotton
- 103 Jeff Graham, Ohio State, 1990 Hall of Fame
- 103 Kris Burd, Virginia, 2011 Chick-fil-A
- 100 Marquise Walker, Michigan, 2001 Florida Citrus

### RECEIVING TOUCHDOWNS

- 2 LaMichael James, Oregon, 2011 BCS Championship
- 2 Andrew Brewer, Northwestern, 2010 Outback
- 2 Josh Morgan, Virginia Tech, 2005 Sugar
- 2 Bobby Engram, Penn State, 1996 Outback
- 2 John Kelsey, Missouri, 1973 Sun
- 2 Kris Burd, Virginia, 2011 Chick-fil-A

### SCORING

- 18 Trent Green, Indiana (3 TD), 1990 Peach
- 18 Jack Mildren, Oklahoma (3 TD), 1972 Sugar
- 18 Bobby Cavazos, Texas Tech (3 TD), 1954 Gator
- 14 Bobby Williams, Army (2 TD, 2-pt conversion), 1996 Independence
- 13 Brett Conway, Penn State (3 FG, 4 PAT), 1996 Outback

### LONGEST FIELD GOAL

- 53 John Carroll, Oklahoma, 1972 Sugar
- 48 David Richardson, Clemson, 1998 Chick-fil-A Peach
- 42 Scott Bonnell, Indiana, 1990 Peach
- 42 Johnny Keyes, Ole Miss, 1965 Liberty
- 41 Roberto Aguayo, Florida State, 2014 BCS Championship

### LONGEST TOUCHDOWN RUNS

- 83 C.J. Spiller, Clemson, 2007 Chick-fil-A
- 68 Dennis Claridge, Nebraska, 1964 Orange
- 62 Ronald Curry, North Carolina, 2001 Chick-fil-A Peach
- 59 Bobby Cavazos, Texas Tech, 1954 Gator
- 38 L.G. Dupre, Baylor, 1954 Gator
- 33 Brian Calhoun, Wisconsin, 2006 Capital One

### LONGEST TOUCHDOWN PASSES

- 80 Bryan Randall to Josh Morgan, Virginia Tech, 2005 Sugar
- 66 Mike Kafka to Drake Dunsmore, Northwestern, 2010 Outback
- 53 Jack Kirkpatrick to Paul Erwin, Texas Tech, 1954 Gator
- 39 Mike Kafka to Andrew Brewer, Northwestern, 2010 Outback
- 35 Chuck Link to John Kelsey, Missouri, 1973 Sun
- 35 Mike Kafka to Andrew Brewer, Northwestern, 2010 Outback
- 34 Archie Manning to Floyd Franks, Ole Miss, 1971 Gator
- 31 Drew Henson to David Terrell, Michigan, 2001 Florida Citrus

### LONGEST INTERCEPTION RETURN FOR A TOUCHDOWN

- 24 Marcus Cotton, Southern California, 1987 Citrus Bowl

# Auburn Bowl Records

## Auburn Team Records

### SCORING

Most Auburn Points — 43 vs. Virginia, 2011 Chick-fil-A  
Most Opponent Points — 43 by Penn State, 1996 Outback  
Most Points, Both Teams — 73 (AU 38, Northwestern 35), 2010 Outback  
Fewest Points, Both Teams — 6 (AU 6, Mich. State 0), 1938 Orange  
Largest Margin of Victory, Auburn — 24 points (AU 34, Arizona 10),  
1968 Sun  
Largest Margin of Defeat, Auburn — 29 points (Houston 36, AU 7), 1969  
Astro-Bluebonnet; (Penn State 42, AU 13), 1996 Outback

### FIRST DOWNS

Most by Auburn — 28 vs. Oregon, 2011 BCS Championship  
Most by Opponent — 33 by Northwestern, 2010 Outback  
Fewest by Auburn — 9 vs. Villanova, 1937 Bacardi  
Fewest by Opponent — 2 by Michigan State, 1938 Orange

### RUSHING

Most Yards, Auburn — 423 vs. Baylor, 1954 Gator  
Most Yards, Opponents — 439 by Oklahoma, 1972 Sugar  
Fewest Yards, Auburn — 1 vs. Houston, 1969 Astro-Bluebonnet  
Fewest Yards, Opponent — 32 by Michigan State, 1938 Orange

### PASSING

Most Yards, Auburn — 394 vs. Michigan, 2001 Citrus  
Most Yards, Opponent — 532 by Northwestern, 2010 Outback  
Fewest Yards, Auburn — 21 vs. Michigan, 1984 Sugar  
Fewest Yards, Opponent — 11 by Oklahoma, 1972 Sugar  
Most Attempted, Auburn — 48 vs. Indiana, 1990 Peach  
Most Attempted, Opponent — 78 by Northwestern, 2010 Outback  
Fewest Attempted, Auburn — 6 vs. Michigan, 1984 Sugar  
Fewest Attempted, Opponent — 4 by Oklahoma, 1972 Sugar  
Most Completed, Auburn — 31 vs. Indiana, 1990 Peach  
Most Completed, Opponent — 47 by Northwestern, 2010 Outback  
Fewest Completed, Auburn — 2 vs. Villanova, 1937 Bacardi;  
2 vs. Michigan, 1984 Sugar  
Fewest Completed, Opponent — 1 by Oklahoma, 1972 Sugar  
Best Completion Percentage, Auburn (min. 10 att.) — .757 (28-37) vs.  
Michigan, 2001 Citrus  
Best Completion Percentage, Opponent (min. 10 att.) — .714 (15-21) by  
Michigan, 2001 Citrus  
Worst Completion Percentage, Auburn — .167 (2-12) vs. Villanova, 1937  
Bacardi  
Worst Completion Percentage, Opponent — .222 (2-9) by Michigan  
State, 1938 Orange

### TOTAL OFFENSE

Most Yards, Auburn — 559 vs. Ole Miss, 1971 Gator  
Most Yards, Opponent — 625 by Northwestern, 2010 Outback  
Fewest Yards, Auburn — 178 vs. Nebraska, 2007 Cotton  
Fewest Yards, Opponent — 57 by Michigan State, 1938 Orange

### TOTAL OFFENSE, BOTH TEAMS

Most Yards — 1,050 in 2010 Outback (Auburn 425, Northwestern 621)  
Fewest Yards — 334 in 1937 Bacardi (Auburn 181, Villanova 153)

### PUNTING

Best Avg., Auburn — 49.3 (9 punts) vs. North Carolina, 2001 Peach  
Best Avg., Opponent — 47.3 (6 punts) by Ole Miss, 1971 Gator  
Worst Avg., Auburn — 23.0 (3 punts) vs. Indiana, 1990 Peach  
Worst Avg., Opponent — 28.8 (4 punts) by Texas, 1974 Gator  
Most Punts, Auburn — 10 vs. Michigan State, 1938 Orange  
Most Punts, Opponent — 12 by Michigan State, 1938 Orange  
Fewest Punts, Auburn — 2 vs. Army, 1996 Independence;  
2 vs. Boston College, 1982 Tangerine; 2 vs. Texas, 1974 Gator;  
2 vs. Baylor, 1954 Gator  
Fewest Punts, Opponent — 1 by Virginia, 2011 Chick-fil-A

### FUMBLES

Most, Auburn — 7 vs. Texas 1974 Gator  
Most, Opponent — 5 by Texas, 1974 Gator  
Most Lost, Auburn — 5 vs. Texas, 1974 Gator  
5 vs. Vanderbilt, 1955 Gator  
Most Lost, Opponent — 4 by Texas, 1974 Gator

### PENALTY YARDS

Most, Auburn — 84 vs. Southern Cal, 1987 Citrus; 84 vs. Penn State,  
2002 Capital One  
Most, Opponent — 83 by Texas Tech, 1954 Gator

# Auburn Individual Bowl Statistics

## Rushing

Name.....	G	ATT	YDS	AVG	TD
Bo Jackson (1982-83-84-85) .....	4	85	411	4.84	5
Ronnie Brown (2001-02-03-04) .....	4	70	342	4.89	4
Tre Mason (2011-13).....	2	43	259	6.02	2
Stacy Danley (1987-88-89).....	3	52	195	3.75	0
Joe Childress (1953-54-55).....	3	35	192	5.49	2
Lionel James (1982-83).....	2	35	184	5.26	0
Brent Fullwood (1983-84-85-86).....	4	44	181	4.11	1
Ben Tate (2006-07-09).....	3	39	178	4.56	3
Onterio McCalebb (2009-10-11) .....	3	22	174	7.91	1
Tommie Agee (1983-84-85-86).....	4	27	165	6.11	0
Kenny Irons (2005-06).....	2	46	160	3.48	0
Michael Dyer (2010).....	1	22	143	6.50	0
Rusty Williams (1996-97).....	2	30	143	4.77	2
Fob James (1953-54-55).....	3	21	142	6.76	1
Sedrick McIntyre (1973-74).....	2	29	135	4.66	0
Dameyune Craig (1995-96-97).....	3	33	134	4.06	2
Wallace Clark (1968-69-70).....	3	25	131	5.24	0
Carnell Williams (2003-04).....	2	37	129	3.49	2
Stephen Davis (1995).....	1	12	119	9.92	0
James Joseph (1986-88-89-90).....	4	23	116	5.04	0
Tom Bryan (1965).....	1	19	111	5.84	1
Darrell Williams (1989-90).....	2	22	98	4.45	0
Jimmy Sidle (1963).....	1	25	96	3.84	1
Brad Lester (2005-07).....	2	22	94	4.27	1
Rudi Johnson (2000).....	1	25	85	3.40	1
Kodi Burns (2007-09-10).....	3	18	85	4.72	2
Rusty Fuller (1972-73).....	2	17	83	4.88	0
Mickey Zofko (1968-69-70).....	3	32	80	2.50	1
Robert Freeman (1953-54).....	2	12	80	6.67	1
Harry Unger (1970-71).....	2	8	72	9.00	2
Jason Campbell (2001-02-03-04).....	4	31	71	2.29	0
Cam Newton (2010).....	1	22	64	2.91	0
Mitzi Jackson (1974).....	1	10	64	6.40	1
David Middleton (1953-54).....	2	12	60	5.00	0
Greg Pratt (1982).....	1	9	59	6.56	1
Phil Gargis (1973-74).....	2	22	57	2.59	0
Vince Dooley (1953).....	1	16	56	3.50	1
Kiehl Frazier (2011-13).....	2	16	55	3.44	2
Reggie Ware (1984-85-86-87).....	4	20	51	2.55	0
Terrell Zachery (2009-10).....	2	1	50	50.00	0
Rick Neel (1973-74).....	2	13	50	3.85	0
Dwight Hurston (1968).....	1	14	49	3.50	0
Chris Linderman (1972-73).....	2	18	46	2.56	0
Harold Morrow (1995).....	1	10	39	3.90	0
Robert Duke (1953).....	1	4	37	9.25	1
Vincent Harris (1986-87-88).....	3	16	37	2.31	0
Collis Campbell (1982-83-84).....	3	13	36	2.77	0
Robert Hoppe (1955).....	1	6	33	5.50	0
Ray Minor (1953-54).....	2	4	32	8.00	0
Terry Henley (1971-72).....	2	23	32	1.39	0
Tim Jessie (1982-83-84-86).....	4	13	32	2.46	0
Mario Fannin (2007-09-10).....	3	8	32	4.00	0
Barrett Trotter (2011).....	1	5	32	6.40	0
Alan Evans (1982-83).....	2	2	30	15.00	0
Mike Currier (1968).....	1	11	29	2.64	0
Howell Tubbs (1955).....	1	11	25	2.27	0
Kevin McLeod (1995-96-97).....	3	4	25	6.25	1
Alex Smith (1989-90).....	2	5	24	4.80	0
Chris Butler (2001).....	1	8	22	2.75	0
Casinious Moore (2001).....	1	5	21	4.20	0
Wade Whatley (1972-73).....	2	18	21	1.17	1
Carl Hardy (1965).....	1	5	18	3.60	0
Fred Beasley (1995-96-97).....	3	15	18	1.20	0
Randy Campbell (1982-83).....	2	9	17	1.89	0
Ron O'Neal (1981-82).....	2	7	17	2.43	0
Charles Hataway (1953).....	1	3	16	5.33	0
Heath Evans (2000).....	1	3	16	5.33	0
Ken Burks (1974).....	1	4	16	4.00	0
Tommy Lowry (1969-70-71).....	3	7	16	2.29	0

Name.....	G	ATT	YDS	AVG	TD
Quan Bray (2011-13).....	2	1	16	16.00	0
Alex Bowden (1965).....	1	16	15	0.94	0
Larry Rawson (1963).....	1	4	14	3.50	0
Loran Carter (1968).....	1	7	14	2.00	0
Richard Plagge (1965).....	1	3	12	4.00	0
Rick Harbuck (1973-74).....	2	3	12	4.00	0
Tre Smith (2002-03-05).....	3	5	10	2.00	0
Scott Bolton (1986-87).....	2	1	9	9.00	0
Tommy Traylor (1968-69).....	2	5	9	1.80	1
Ben Obomanu (2002-03-04-05).....	4	1	8	8.00	0
Larry Ellis (1968).....	1	3	8	2.67	0
Alex Strong (1988-89).....	2	2	7	3.50	0
Demontray Carter (1997).....	1	4	7	1.75	0
Harry Ward (1973-74).....	2	2	7	3.50	0
Jimmy Cook (1955).....	1	2	6	3.00	0
Mickey Sutton (1963).....	1	1	6	6.00	0
Alton Shell (1954-55).....	2	2	5	2.50	0
Mike Henley (1974).....	1	1	5	5.00	0
Alexander Wright (1986-87-88-89).....	4	1	4	4.00	0
Clifton Robinson (2000).....	1	1	4	4.00	0
Markeith Cooper (1996-97).....	2	1	4	4.00	0
Mike Gates (1974).....	1	1	4	4.00	0
Terry Beasley (1969-70-71).....	3	1	4	4.00	0
Tony Richardson (1990).....	1	3	4	1.33	0
Tucker Frederickson (1963).....	1	3	4	1.33	0
Tyrone Goodson (1995-96-97).....	3	0	4	0.00	0
Courtney Taylor (2006).....	1	1	3	3.00	0
Terry Walker (1982).....	1	1	3	3.00	0
Willie Howell (1982).....	1	1	2	2.00	1
Carl Stewart (2006-07).....	2	1	1	1.00	1
Kyle Collins (1983-84-85).....	3	2	1	0.50	0
Brandon Johnson (2001-02-03).....	3	1	0	0.00	0
Mac Crawford (1968-69).....	2	2	0	0.00	0
Clint Moseley (2011).....	1	1	-1	-1.00	0
Chris Vacarella (1974).....	1	3	-2	-0.67	0
Mike Mann (1984).....	1	1	-2	-2.00	0
Stan White (1990).....	1	5	-2	-0.40	2
Doc Griffith (1963).....	1	1	-3	-3.00	0
George Rose (1963).....	1	1	-3	-3.00	0
Patrick Nix (1995).....	1	3	-5	-1.67	0
Freddy Weygand (1984-85-87-88).....	4	2	-6	-3.00	0
Tim Carter (2000-01).....	2	3	-9	-3.00	0
Ben Leard (2000).....	1	4	-11	-2.75	0
Chris Todd (2009).....	1	4	-15	-3.75	0
Pat Washington (1984-85).....	2	8	-19	-2.38	0
Reggie Slack (1988-89).....	2	9	-23	-2.56	1
Pat Sullivan (1969-70-71).....	3	18	-24	-1.33	1
Jeff Burger (1984-85-86-87).....	4	9	-32	-3.56	0
Brandon Cox (2005-06-07).....	3	13	-61	-4.69	0

\*\*\*Missing 1936 Bacardi and 1937 Orange Bowls

## Passing

Name.....	G	C-A-I	PCT	YDS	TD
Pat Sullivan (1969-70-71).....	3	57-117-3	48.7	733	3
Dameyune Craig (1995-96-97).....	3	42-94-1	44.6	675	2
Jason Campbell (2001-02-03-04).....	4	43-73-4	58.9	479	1
Brandon Cox (2005-06-07).....	3	50-93-2	53.7	459	2
Ben Leard (2000).....	1	28-37-2	75.6	394	3
Stan White (1990).....	1	31-48-0	64.5	351	1
Jeff Burger (1984-85-86-87).....	4	37-63-5	58.7	333	2
Reggie Slack (1988-89).....	2	35-55-5	63.6	303	4
Cam Newton (2010).....	1	30-34-1	58.8	265	2
Chris Todd (2009).....	1	20-31-0	64.5	235	0
Nick Marshall (2013).....	1	14-27-1	51.9	217	2
Randy Campbell (1982-83).....	2	12-22-2	54.5	198	0
Phil Gargis (1973-74).....	2	13-26-3	50.0	180	4
Barrett Trotter (2011).....	1	11-18-0	61.1	175	1
Pat Washington (1984-85).....	2	7-19-0	36.8	166	1
Loran Carter (1968).....	1	7-28-3	25.0	156	2

# Auburn Individual Bowl Statistics

Name.....	G	C-A-I	PCT	YDS	TD
Jimmy Sidle (1963).....	1	12-25-1	48.0	141	0
Alex Bowden (1965).....	1	11-24-1	45.8	112	0
Howell Tubbs (1955).....	1	4-9-0	44.4	101	1
Robert Freeman (1953-54).....	2	5-14-2	35.7	76	1
Daniel Cobb (2001).....	1	6-10-1	60.0	71	1
Duke Donaldson (1985-86-87-88).....	4	1-1-0	100.0	58	0
Vince Dooley (1953).....	1	4-8-1	50.0	49	0
Patrick Nix (1995).....	1	5-25-2	20.0	48	1
Wade Whatley (1972-73).....	2	3-6-0	50.0	42	0
Jimmy Cook (1955).....	1	3-3-0	100.0	41	1
Mickey Zofko (1968-69-70).....	3	1-1-0	100.0	36	1
Mike Fuller (1972-73-74).....	3	1-1-0	100.0	22	1
Kodi Burns (2007-09).....	2	1-6-2	16.7	22	1
Carnell Williams (2003-04).....	2	1-1-0	100.0	19	0
Dave Beck (1970-71-72).....	3	1-1-0	100.0	16	1
George Rose (1963).....	1	2-2-0	100.0	16	0
Chris Vacarella (1974).....	1	1-1-0	100.0	10	0
Clint Moseley (2011).....	1	1-4-0	25.0	6	0
Quan Bray (2011-13).....	2	0-1-0	0.0	0	0
Frank McIntosh (1989).....	1	0-1-0	0.0	0	0
Mike Mann (1984).....	1	0-1-0	0.0	0	0
Rick Neel (1973-74).....	2	0-1-0	0.0	0	0
Terry Beasley (1969-70-71).....	3	0-1-0	0.0	0	0
Bill Burbank (1955).....	1	0-0-0	0.0	0	0
Joe Davis (1953).....	1	0-1-0	0.0	0	0

\*\*\*Missing 1936 Bacardi and 1937 Orange Bowls

## Receiving

Name.....	G	NO	YDS	AVG	TD
Terry Beasley (1969-70-71).....	3	20	336	16.80	1
Darvin Adams (2009-10).....	2	16	196	12.25	0
Karsten Bailey (1995-96-97).....	3	9	190	21.11	0
Courtney Taylor (2003-04-05-06).....	4	14	184	13.14	1
Lawyer Tillman (1985-86-87-88).....	4	11	182	16.55	1
Herbert Casey (1989-90).....	2	9	174	19.33	1
Emory Blake (2009-10-11).....	3	11	165	15.00	1
Tyrone Goodson (1995-96-97).....	3	7	149	21.29	1
Willie Gosha (1995-96).....	2	11	137	12.45	1
Robert Baker (1995-96).....	2	5	128	25.60	1
Bo Jackson (1982-83-84-85).....	4	5	115	23.00	1
Alvin Bresler (1969-70).....	2	4	102	25.50	1
Ronney Daniels (2000).....	1	7	98	14.00	1
Freddy Weygand (1984-85-87-88).....	4	7	96	13.71	0
Marcel Willis (2000-01-02).....	3	9	92	10.22	0
Jeris McIntyre (2001-02-03).....	3	4	82	20.50	0
Mickey Zofko (1968-69-70).....	3	3	81	27.00	1
Walter Reeves (1985-86-87-88).....	4	8	80	10.00	2
Mario Fannin (2007-09-10).....	3	9	79	8.78	1
Anthony Mix (2002-04-05).....	3	4	79	19.75	0
Ben Obomanu (2002-03-04-05).....	4	7	79	11.29	0
Rob Spivey (1972-73).....	2	4	78	19.50	1
Victor Hall (1989-90).....	2	9	74	8.22	0
Clifton Robinson (2000).....	1	3	70	23.33	1
Silas Daniels (2001-02-03-04).....	4	7	70	10.00	0
Greg Taylor (1988-89-90).....	3	9	68	7.56	2
Chris Woods (1982-83).....	2	3	67	22.33	0
Tim Carter (2000-01).....	2	4	63	15.75	0
Onterio McCalebb (2009-10-11).....	3	4	63	15.75	1
Tim Christian (1968).....	1	3	62	20.67	1
Sammie Coates (2013).....	1	4	61	15.25	0
Terrell Zachery (2009-10).....	2	7	59	8.43	0
Alexander Wright (1986-87-88-89).....	4	4	59	14.75	0
Connie Frederick (1968-69).....	2	3	59	19.67	1
Kodi Burns (2007-09-10).....	3	2	58	29.00	1
Clayton Beauford (1982-83-84).....	3	2	58	29.00	0
Trey Gainous (1983-84-85-86).....	4	3	57	19.00	0
Mike Edwards (1982).....	1	3	55	18.33	0
Fob James (1953-54-55).....	3	2	51	25.50	1

Name.....	G	NO	YDS	AVG	TD
Heath Evans (2000).....	1	4	51	12.75	0
Thomas Gossom (1972-73-74).....	3	3	51	17.00	2
Melvin Ray (2013).....	1	1	50	50.00	1
Deandre Green (2000).....	1	4	49	12.25	1
Philip Lutzenkirchen (2009-10).....	2	2	48	24.00	0
Ronnie Ross (1968-69-70).....	3	5	48	9.60	0
Wallace Clark (1968-69-70).....	3	9	48	5.33	0
Quindarius Carr (2009-10).....	2	1	46	46.00	1
Carl Hardy (1965).....	1	4	46	11.50	0
Rod Smith (2006-07).....	2	4	45	11.25	0
Stacy Danley (1987-88-89).....	3	13	44	3.38	0
Hicks Poor (1995-96-97).....	3	4	43	10.75	0
Tre Mason (2011-13).....	2	1	42	42.00	1
Jerry Elliott (1954-55).....	2	2	41	20.50	0
Cooper Wallace (2002-03-04-05).....	4	2	39	19.50	0
Devin Aromashodu (2002-03-04-05).....	4	5	39	7.80	1
Howard Simpson (1963).....	1	4	39	9.75	0
Robert Dunn (2007).....	1	5	39	7.80	0
Dan Nugent (1972-1973-74).....	3	3	38	12.67	1
George Rose (1963).....	1	3	37	12.33	0
Brandon Johnson (2001-02-03).....	3	4	36	9.00	0
James Joseph (1986-88-89-90).....	4	5	36	7.20	0
Bucky Waid (1963).....	1	2	34	17.00	0
Brad Lester (2005-07).....	2	4	33	8.25	0
Jim Hall (1954-55).....	2	1	33	33.00	0
Rusty Williams (1996-97).....	2	1	33	33.00	0
Jeff Parks (1982-83-84-85).....	4	2	32	16.00	0
Terry Henley (1971-72).....	2	4	31	7.75	0
Tommy Lowry (1969-70-71).....	3	2	31	15.50	0
Shayne Wasden (1988-89-90).....	3	4	30	7.50	0
Lorenzo Diamond (2001-02).....	2	3	28	9.33	1
Red Phillips (1955).....	1	2	28	14.00	1
Sandy Cannon (1971-72).....	2	2	28	14.00	1
Ricardo Louis (2013).....	1	2	28	14.00	0
Prechae Rodriguez (2006-07).....	2	2	26	13.00	0
Marcus Davis (2013).....	1	1	26	26.00	0
Melvin Hines (1990).....	1	2	25	12.50	0
Freddie Hyatt (1965).....	1	2	24	12.00	0
Kenny Irons (2005-06).....	2	2	23	11.50	0
Tom Bryan (1965).....	1	3	23	7.67	0
Dick Schmalz (1969-70-71).....	3	2	22	11.00	0
Fred Baxter (1990).....	1	4	22	5.50	0
Jim Ingle (1963).....	1	2	22	11.00	0
Joe Childress (1953-54-55).....	3	1	22	22.00	0
Ed Butler (1972-73-74).....	3	2	21	10.50	2
Danny Fulford (1965).....	1	2	19	9.50	0
Ben Tate (2006-07-09).....	3	3	19	6.33	0
Jay Ratliff (2001-02-03-04).....	4	1	18	18.00	0
Mark Currier (1968).....	1	1	17	17.00	0
Robert Johnson (2002).....	1	2	17	8.50	0
Casinious Moore (2001).....	1	2	16	8.00	0
Jim Pyburn (1953-54).....	2	1	16	16.00	0
Joe Walkins (2001).....	1	2	16	8.00	0
Cole Bennett (2007).....	1	2	16	8.00	0
Brent Fullwood (1983-84-85-86).....	4	2	15	7.50	0
Don Lewis (1963-65).....	2	2	15	7.50	0
Lionel James (1982-83).....	2	1	15	15.00	0
Markeith Cooper (1996-97).....	2	2	15	7.50	0
Rick Neel (1973-74).....	2	1	15	15.00	0
Rudi Johnson (2000).....	1	2	15	7.50	0
Scott Bolton (1986-87).....	2	1	15	15.00	0
Duke Donaldson (1985-86-87-88).....	4	4	14	3.50	0
Ed West (1982-83).....	2	1	14	14.00	0
Montez Billings (2007).....	1	1	13	13.00	0
Darrell Williams (1989-90).....	2	2	12	6.00	0
Gabe McKenzie (2006).....	1	1	12	12.00	0
Mike Gates (1972-73-74).....	3	1	12	12.00	0
Tyronne Dillard (1995-96-97).....	3	1	12	12.00	0
Vincent Harris (1986-87-88).....	3	1	12	12.00	0
Tim Hawthorne (2007).....	1	1	12	12.00	0



# Auburn Individual Bowl Statistics

Name.....	G	NO	YDS	AVG	TD
Quan Bray (2011-13).....	2	6	16	2.67	0
Alex Smith (1989-90).....	2	1	11	11.00	1
Dale Overton (1988-89-90).....	3	1	11	11.00	0
Danny Arnold (1973-74).....	2	1	10	10.00	0
Jimmy Sidle (1963).....	1	1	10	10.00	0
Mike Henley (1974).....	1	1	10	10.00	0
Carl Stewart (2006).....	1	1	9	9.00	1
Tommie Agee (1983-84-85-86).....	4	1	9	9.00	0
C.J. Uzomah (2013).....	1	2	8	4.00	0
Errick Lowe (1995-96-97).....	3	1	8	8.00	0
Jeremy Hand (1995-97).....	2	1	8	8.00	0
Kyle Collins (1983-84-85).....	3	1	8	8.00	0
Jay Wisner (2011).....	1	1	8	8.00	0
Larry Ellis (1968).....	1	1	7	7.00	0
Allen Giffin (1968).....	1	1	5	5.00	0
Secdrick McIntyre (1973-74).....	2	1	5	5.00	0
Tre Smith (2002-03-05).....	3	1	5	5.00	0
Andy Fuller (1995).....	1	1	4	4.00	0
James Wallace Long (1953-54).....	2	1	4	4.00	1
Tommy Trott (2007).....	X	1	4	4.00	0
Jessie McCovery (1995-96).....	2	1	3	3.00	0
Kevin McLeod (1995-96-97).....	3	1	2	2.00	0
Jake Slaughter (2003-04-05).....	3	1	0	0.00	0
Reggie Ware (1984-85-86-87).....	4	2	0	0.00	0
Robby Robinett (1969-70-71).....	3	1	0	0.00	0
Ronnie Brown (2001-02-03-04).....	4	3	0	0.00	0
Pedro Cherry (1989-90).....	2	1	-3	-3.00	0
Terry Walker (1982).....	1	1	-4	-4.00	0
Carnell Williams (2003-04).....	2	2	-6	-3.00	0
Fred Beasley (1995-96-97).....	3	1	-9	-9.00	0

\*\*\* Missing 1936 Bacardi, 1937 Orange and 1953 Gator

## Punting

Name.....	G	NO	YDS	AVG	LNG
Damon Duval (2000-01-02).....	3	16	765	47.8	67
Roger Pruett (1971-73).....	2	6	274	45.7	--
Clyde Baumgartner (1974).....	1	2	91	45.5	54
David Beverly (1970-71-72).....	3	17	771	45.4	55
Steven Clark (2011-13).....	2	9	406	45.1	58
Kody Bliss (2003-04-05-06).....	4	21	930	44.3	58
Jaret Holmes (1996-97).....	2	5	216	43.2	51
Clint Durst (2009).....	1	6	253	42.2	48
Brian Shulman (1986-87-88).....	3	17	715	42.1	58
Johnny Adams (1954).....	1	1	42	42.0	42
Robert Freeman (1953-54).....	2	1	40	40.0	40
Lewis Colbert (1982-83-84-85).....	4	20	792	39.6	51
Ryan Shoemaker (2007-10).....	2	13	511	39.3	53
Matt Hawkins (1995).....	1	8	313	39.1	55
Richie Nell (1989-90).....	2	7	266	38.0	50
Fob James (1953-54-55).....	3	1	36	36.0	36
Connie Frederick (1968-69).....	2	10	355	35.5	--
Dwight Brisendine (1968).....	1	2	62	31.0	--
Bill Burbank (1955).....	1	2	51	25.5	--

\*\*\* Missing 1965 Liberty, 1963 Orange, 1953 Gator, 1937 Orange, 1936 Bacardi

## Punt Returns

Name.....	G	NO	YDS	AVG	TD
Shayne Wasden (1988-89-90).....	3	6	105	17.5	0
Garrett Harper (2011).....	1	1	16	16.0	0
Mike Fuller (1972-73-74).....	3	5	63	12.6	0
Clifton Robinson (2000).....	1	4	48	12.0	0
Chris Davis (2010-11-13).....	3	3	36	12.0	0
Markeith Cooper (1996-97).....	2	5	59	11.8	0
Robert Dunn (2005-07).....	2	4	35	8.8	0
Larry Blakeney (1969).....	1	1	7	7.0	0
Karsten Bailey (1995-96-97).....	3	1	6	6.0	0
Jim McKinney (1972-73-74).....	3	1	6	6.0	0
Robert Baker (1995-96).....	2	5	29	5.8	0
Roderick Hood (2000-01-02).....	3	12	65	5.4	0

Name.....	G	NO	YDS	AVG	TD
Carnell Williams (2003-04).....	2	3	16	5.3	0
Trey Gainous (1983-84-85-86).....	4	7	31	4.4	0
Fob James (1953-54-55).....	3	1	3	3.0	0
Alton Shell (1954-55).....	2	1	3	3.0	0
Tre Smith (2000-03-05-06).....	4	4	10	2.5	0
Johnny Simmons (1970-71-72).....	3	2	4	2.0	0
Angelo Blackson (2011-13).....	2	1	1	1.0	0
Jimmie Warren (1983-85).....	2	1	0	0.0	0
Lionel James (1982-83).....	2	1	0	0.0	0
Benny Sivley (1971-72-73).....	3	1	0	0.0	0
Quan Bray (2011-13).....	2	1	0	0.0	0
Larry Willingham (1968-69-70).....	3	--	--	----	1

\*\*\* Missing: 1970 Gator, 1968 Sun, 1965 Liberty, 1963 Orange, 1954 Gator, 1953 Gator, 1937 Orange, 1936 Bacardi

## Kickoff Returns

Name.....	G	NO	YDS	AVG	TD
Roderick Hood (2000-01-02).....	3	1	41	41.0	0
Patrick Lee (2006-07).....	2	3	103	34.3	0
Quan Bray (2011-13).....	2	4	124	31.0	0
Clayton Beauford (1982,-83-84).....	3	1	29	29.0	0
Alexander Wright (1986-87-88-89).....	4	2	57	28.5	0
Terry Henley (1970-71-72).....	3	1	28	28.0	0
David Middleton (1953-54).....	2	1	27	27.0	0
Shayne Wasden (1988-89-90).....	3	4	103	25.8	0
Wallace Clark (1968-69-70).....	3	3	77	25.7	0
David Langner (1971-72).....	2	1	25	25.0	0
Eric Hines-Tucker (1995-96).....	2	2	49	24.5	0
James Joseph (1986-88-89-90).....	4	2	48	24.0	0
Shan Morris (1985-88).....	2	1	24	24.0	0
Markeith Cooper (1996-97).....	2	3	71	23.7	0
Tristan Davis (2006-07).....	2	2	47	23.5	0
Brent Fullwood (1983-84-85-86).....	4	2	47	23.5	0
Tre Smith (2002-03-05).....	3	1	23	23.0	0
Joe Walkins (2001).....	1	1	23	23.0	0
Demond Washington (2009-10).....	2	9	203	22.6	0
Robert Baker (1995-96).....	2	2	45	22.5	0
Mickey Zofko (1968-69-70).....	3	3	67	22.3	0
Carlos Rogers (2001-02-03-04).....	4	1	22	22.0	0
Robert Hoppe (1955).....	1	1	22	22.0	0
Joe Childress (1953-54-55).....	3	3	64	21.3	0
Harry Mose (1987).....	1	3	63	21.0	0
Perry Reed (1987).....	1	2	42	21.0	0
Pedro Cherry (1989-90).....	2	1	21	21.0	0
Karsten Bailey (1995-96-97).....	3	3	61	20.3	0
Rick Neel (1973-74).....	2	2	40	20.0	0
Carnell Williams (2003-04).....	2	1	20	20.0	0
Robert Freeman (1953-54).....	2	1	20	20.0	0
Tommy Lowry (1969-70-71).....	3	1	19	19.0	0
Kyle Collins (1983-84-85).....	3	2	37	18.5	0
James Owens (1970-71-72).....	3	2	37	18.5	0
Fob James (1953-54-55).....	3	2	37	18.5	0
Mike Fuller (1972-73-74).....	3	3	54	18.0	0
Onterio McCalebb (2009-10-11).....	3	1	18	18.0	0
Devin Aromashodu (2002-03-04-05).....	4	5	87	17.4	0
Alex Smith (1989-90).....	2	1	17	17.0	0
Chris Davis (2010-11-13).....	3	1	17	17.0	0
Tim Carter (2000-01).....	2	2	32	16.0	0
Trey Gainous (1983-84-85-86).....	4	1	16	16.0	0
Brad Lester (2005).....	1	1	15	15.0	0
Mario Fannin (2007-09-10).....	3	1	14	14.0	0
Alan Evans (1982-83).....	2	2	28	14.0	0
Kevin McLeod (1995-96-97).....	3	1	12	12.0	0
Lionel James (1982-83).....	2	2	23	11.5	0
Curtis Stewart (1985-87).....	2	1	10	10.0	0
Terry Page (1971).....	1	1	8	8.0	0
Howell Tubbs (1955).....	1	1	8	8.0	0
Jay Prosch (2013).....	1	1	3	3.0	0

\*\*\* Missing: 1970 Gator, 1965 Liberty, 1963 Orange, 1953 Gator, 1937 Orange, 1936 Bacardi

# Auburn Individual Bowl Statistics

## Interceptions

Name.....	G	NO	YDS	AVG	TD
Buddy McClinton (1968-69).....	2	3	51	17.0	1
Walter McFadden (2007-09).....	2	2	100	50.0	1
Arthur Johnson (1984-85-86).....	3	2	38	19.0	0
Donald Webb (1968-69).....	2	2	29	14.5	0
Ron Yarbrough (1968).....	1	2	21	10.5	0
T'Sharven Bell (2009-10).....	2	2	3	1.5	0
Chip Powell (1984-85-86).....	3	2	0	0.0	0
Karibi Dede (2006).....	1	1	52	52.0	0
Kevin Porter (1984-85-86-87).....	4	1	35	35.0	1
Junior Rosegreen (2001-02-03-04).....	4	1	32	32.0	0
Mark Dorminey (1982).....	1	1	29	29.0	0
Mike Fuller (1972-73-74).....	3	1	29	29.0	0
Roderick Hood (2000-01-02).....	3	1	28	28.0	0
Danny Arnold (1973-74).....	2	1	21	21.0	0
Smokey Hodge (1986-87-88).....	3	1	13	13.0	0
Jim McKinney (1972-73-74).....	3	1	12	12.0	0
Victor Beasley (1982-83-84).....	3	1	10	10.0	0
Sonny Ferguson (1968-69).....	2	1	9	9.0	0
Jonathan Robinson (1983-84-85).....	3	1	8	8.0	0
Jake Holland (2010-11).....	2	1	5	5.0	0
Derrick Graves (2002-03-04).....	3	1	4	4.0	0
Mike Kolen (1968-69).....	2	1	3	3.0	0
Gregg Carr (1982-83-84).....	3	1	2	2.0	0
Jimmy Cook (1955).....	1	1	1	1.0	0
Zac Etheridge (2007-10).....	2	1	0	0.0	0
Neiko Thorpe (2009-10).....	1	1	0	0.0	0
Will Herring (2003-04-05).....	3	1	0	0.0	0
Karlos Dansby (2001-02-03).....	3	1	0	0.0	0
Takeo Spikes (1995-96-97).....	3	1	0	0.0	0
Tyrecee Williams (1995-96-97).....	3	1	0	0.0	0
Dell McGee (1995).....	1	1	0	0.0	0
Quentin Riggins (1986-87-88-89).....	4	1	0	0.0	0
Russ Carreker (1985-86).....	2	1	0	0.0	0
Tim Drinkard (1982).....	1	1	0	0.0	0
Johnny Simmons (1970-71-72).....	3	1	0	0.0	0
Dave Beck (1970-71-72).....	3	1	0	0.0	0
Jimmie Warren (1983-85).....	2	1	0	0.0	0
Bruce Evans (1972-73-74).....	3	1	0	0.0	0
Bobby Strickland (1968-69-70).....	3	1	0	0.0	0

\*\*\* Missing: 1970 Gator, 1953 Gator, 1937 Orange, 1936 Bacardi

## Scoring

Name.....	G	TD	2Pt	XP	FG	S	PTS
Bo Jackson (1983-84-85-86).....	4	6	0-0	0-0	0-0	0	36
Ronnie Brown (2001-02-03-04).....	4	4	0-0	0-0	0-0	0	24
John Vaughn (2004-05-06).....	3	0	0-0	8-8	5-5	0	23
Wes Byrum (2007-09-10).....	3	0	0-0	9-9	4-5	0	21
Kodi Burns (2007-09-10).....	3	3	0-0	0-0	0-0	0	18
Al Del Greco (1982-83).....	2	0	0-0	3-3	5-6	0	18
Win Lyle (1987-88-89).....	3	0	0-0	6-6	4-4	0	18
Ben Tate (2006-07-09).....	3	3	0-0	0-0	0-0	0	18
Cody Parkey (2011-13).....	2	0	0-0	9-9	3-5	0	18
Tre Mason (2011-13).....	2	3	0-0	0-0	0-0	0	18
Jaret Holmes (1996-97).....	2	0	0-0	2-2	5-7	0	17
Joe Childress (1953-54-55).....	3	2	0-0	3-5	0-0	0	15
Carl Stewart (2006).....	1	2	0-0	0-0	0-0	0	12
Carnell Williams (2003-04).....	2	2	0-0	0-0	0-0	0	12
Dameyune Craig (1995-96-97).....	3	2	0-4	0-0	0-0	0	12
Ed Butler (1972-73-74).....	3	2	0-0	0-0	0-0	0	12
Fob James (1953-54-55).....	3	2	0-0	0-0	0-0	0	12
Greg Taylor (1988-89-90).....	3	2	0-0	0-0	0-0	0	12
Harry Unger (1970-71).....	2	2	0-0	0-0	0-0	0	12
Mickey Zofko (1968-69-70).....	3	2	0-0	0-0	0-0	0	12
Rusty Williams (1996-97).....	2	2	0-0	0-0	0-0	0	12
Stan White (1990).....	1	2	0-0	0-0	0-0	0	12
Thomas Gosson (1972-73-74).....	3	2	0-0	0-0	0-0	0	12
Walter Reeves (1985-86-87-88).....	4	2	0-0	0-0	0-0	0	12
Kiehl Frazier (2011-13).....	2	2	0-0	0-0	0-0	0	12
Onterio McCalebb (2009-10-11).....	3	2	0-0	0-0	0-0	0	12
John Riley (1968-69).....	2	0	0-0	5-5	2-5	0	11

Name.....	G	TD	2Pt	XP	FG	S	PTS
Damon Duval (2000-01-02).....	3	0	0-0	6-6	1-3	0	9
Jim Von Wyl (1989-90).....	2	0	0-0	3-3	2-2	0	9
Dan Nugent (1972-73-74).....	3	1	1-1	0-0	0-0	0	8
Gardner Jett (1971-72).....	2	0	0-0	5-5	1-2	0	8
Emory Blake (2009-10-11).....	3	1	0-0	0-0	0-0	0	6
Quidarius Carr (2009-10).....	2	1	0-0	0-0	0-0	0	6
Walter McFadden (2009).....	1	1	0-0	0-0	0-0	0	6
Alex Smith (1989-90).....	2	1	0-0	0-0	0-0	0	6
Alvin Bresler (1969-70).....	2	1	0-0	0-0	0-0	0	6
Billy Hitchcock (1936-37).....	2	1	0-0	0-0	0-0	0	6
Brent Fullwood (1983-84-85-86).....	4	1	0-1	0-0	0-0	0	6
Buddy McClinton (1968-69).....	2	1	0-0	0-0	0-0	0	6
Clifton Robinson (2000).....	1	1	0-0	0-0	0-0	0	6
Connie Frederick (1968-69).....	2	1	0-0	0-0	0-0	0	6
Courtney Taylor (2003-04-05).....	3	1	0-0	0-0	0-0	0	6
Deandre Green (2000).....	1	1	0-0	0-0	0-0	0	6
Devain Aromashodu (2002-03-04-05).....	4	1	0-0	0-0	0-0	0	6
Greg Pratt (1982).....	1	1	0-0	0-0	0-0	0	6
Herbert Casey (1989-90).....	2	1	0-0	0-0	0-0	0	6
James Wallace Long (1953-54).....	2	1	0-0	0-0	0-0	0	6
Jimmy Sidle (1963).....	1	1	0-0	0-0	0-0	0	6
Kevin McLeod (1995-96-97).....	3	1	0-0	0-0	0-0	0	6
Kevin Porter (1984-85-86-87).....	4	1	0-0	0-0	0-0	0	6
Larry Willingham (1968-69-70).....	3	1	0-0	0-0	0-0	0	6
Lawyer Tillman (1985-86-87-88).....	4	1	0-0	0-0	0-0	0	6
Lorenzo Diamond (2001-02).....	2	1	0-0	0-0	0-0	0	6
Mitzi Jackson (1974).....	1	1	0-0	0-0	0-0	0	6
Pat Sullivan (1969-70-71).....	3	1	0-0	0-0	0-0	0	6
Ralph O'Gwynne (1936-37).....	2	1	0-0	0-0	0-0	0	6
Red Phillips (1955).....	1	1	0-0	0-0	0-0	0	6
Reggie Slack (1988-89).....	2	1	0-0	0-0	0-0	0	6
Rob Spivey (1972-73).....	2	1	0-0	0-0	0-0	0	6
Robert Baker (1995-96).....	2	1	0-0	0-0	0-0	0	6
Robert Duke (1953).....	1	1	0-0	0-0	0-0	0	6
Robert Freeman (1953-54).....	2	1	0-0	0-0	0-0	0	6
Ronney Daniels (2000).....	1	1	0-0	0-0	0-0	0	6
Rudi Johnson (2000).....	1	1	0-0	0-0	0-0	0	6
Sandy Cannon (1971-72).....	2	1	0-0	0-0	0-0	0	6
Terry Beasley (1969-70-71).....	3	1	0-0	0-0	0-0	0	6
Tim Christian (1968).....	1	1	0-0	0-0	0-0	0	6
Tom Bryan (1965).....	1	1	0-0	0-0	0-0	0	6
Tommy Traylor (1968-69).....	2	1	0-0	0-0	0-0	0	6
Tyrone Goodson (1995-96-97).....	3	1	0-0	0-0	0-0	0	6
Vince Dooley (1953).....	1	1	0-0	0-0	0-0	0	6
Wade Whatley (1972-73).....	2	1	0-0	0-0	0-0	0	6
Willie Gosha (1995-96).....	2	1	0-0	0-0	0-0	0	6
Willie Howell (1982).....	1	1	0-0	0-0	0-0	0	6
Mario Fannin (2007-09-10).....	3	1	0-0	0-0	0-0	0	6
Melvin Ray (2013).....	1	1	0-0	0-0	0-0	0	6
Nick Marshall (2013).....	1	1	0-0	0-0	0-0	0	6
Chris Wilson (1972-73-74).....	3	0	0-0	2-2	1-1	0	5
Chris Johnson (1985-87-88).....	3	0	0-0	1-1	1-2	0	4
Chris Knapp (1984-86).....	2	0	0-0	3-3	0-0	0	3
Mike Blanc (2007-09-10).....	3	0	0-0	0-0	0-0	1	2
Dave Beck (1970-71-72).....	3	0	1-1	0-0	0-0	0	2
Matt Hawkins (1995).....	1	0	0-0	2-2	0-1	0	2
Pat Washington (1984-85).....	2	0	1-1	0-0	0-0	0	2
Tracy Rocker (1985-86-87-98).....	4	0	0-0	0-0	0-0	1	2
Team (2011).....	1	0	0-0	0-0	0-0	1	2
Howell Tubbs (1955).....	1	0	0-0	1-1	0-0	0	1
James Fenton (1936-37).....	2	0	0-0	1-1	0-0	0	1
Don Lewis (1963-65).....	2	0	0-0	0-1	0-1	0	0
Greg Gillis (1974).....	1	0	0-0	0-0	0-1	0	0
Jason Campbell (2001-02-03-04).....	4	0	0-1	0-0	0-0	0	0
Phil Gargis (1973-74).....	2	0	1-1	0-0	0-0	0	0
Randy Campbell (1982-83).....	2	0	0-1	0-0	0-0	0	0
Robert McGinty (1984).....	1	0	0-0	0-1	0-1	0	0
Team (1955).....	1	0	0-0	0-1	0-0	0	0

\*\*\* Missing (kickers): 1973 Sun, 1970 Gator, 1963 Orange, 1953 Gator, 1937 Orange

# Auburn Bowl History

## 1937 Bacardi Bowl



**Auburn** 7  
**Villanova** 7  
 January 1, 1937  
 Cuban National Sports Festival  
 Havana, Cuba

Auburn's bowl history began in 1937 when the Tigers and Villanova tied 7-7 in the Bacardi Bowl, sometimes referred to as the Rhumba Bowl or the Cigar Bowl, the climaxing event of Cuba's annual National Sports Festival.

The game was played in Havana, Cuba, and is the first and only bowl game to ever be played outside the United States.

An Auburn drive in the first quarter stalled on the 10-yard line where the Wildcats took over on downs. After a Villanova punt, Auburn back Billy Hitchcock broke loose around left end and rambled 40 yards for the Tigers only score. The score at the half was Auburn 7, Villanova 0.

Auburn stopped a Villanova drive on its own 12-yard line during the third quarter but couldn't get field position. Villanova was able to tie the score when they blocked an Auburn quick kick and the ball bounced into the endzone where Wildcat Lineman Matthews Kuber fell on it for the score. The PAT tied up the game.

Auburn's return to the States marked an end to more than 11,000 miles of football travel for the 7-2-2 Tigers that finished the season ranked 13th in the nation under coach Jack Meagher.

The game was played in a revolutionary atmosphere. Fulgencio Batista, the dictator who would be overthrown by Fidel Castro 22 years later, had just assumed power. The game was almost canceled because

<b>Auburn</b>	<b>0</b>	<b>7</b>	<b>0</b>	<b>0</b>	<b>—</b>	<b>7</b>
<b>Villanova</b>	<b>0</b>	<b>0</b>	<b>0</b>	<b>0</b>	<b>—</b>	<b>7</b>

AU - Hitchcock 40 run (kick), 2nd  
 VU - Kuber recovered blocked kick in endzone, 4th

	<b>AU</b>	<b>VU</b>
<b>First Downs</b> .....	9	7
<b>Rushing Yards</b> .....	152	129
<b>Passing Yards</b> .....	29	24
<b>Passing (C-A-I)</b> .....	2-12-1	2-6-2
<b>Total Offense</b> .....	181	153
<b>Punts-Avg.</b> .....	44.0	37.0
<b>Fumbles Lost</b> .....	1	1
<b>Penalty Yards</b> .....	20	20

Attendance: 12,000

Batista's picture was not in the game program. A quick trip to the printer saved the Bacardi Bowl and allowed Auburn's bowl history to get off to a significant and historical beginning.

## 1938 Orange Bowl



**Auburn** 6  
**Michigan State** 0  
 January 1, 1938  
 Orange Bowl  
 Miami, Florida

Southeastern Conference officials lifted a ban which forbade SEC teams to play postseason games in bowls other than the Rose and Sugar Bowls and allowed Auburn to play Michigan State in the Orange Bowl.

A capacity crowd of 19,000 fans watched an aggressive Auburn team defeat the powerful Spartans, 6-0 limiting Michigan State to only two first downs, the first coming late in the third quarter, and 57 total offensive yards, 32 yards rushing and 25 passing. Auburn racked up 233 yards on the ground and 79 through the air for 312 total yards.

Auburn's only score was set up by a George Kenmore 60-yard punt return that put the Tigers on the Spartan 36-yard line. On the first play from scrimmage Kenmore passed to Ralph O'Gwynne at the Spartan

two-yard line. On fourth and goal from the one, O'Gwynne circled left end for the only score of the game.

Coach Jack Meagher's Tigers finished the season with a 6-2-3 record.

<b>Auburn</b>	<b>0</b>	<b>6</b>	<b>0</b>	<b>0</b>	<b>—</b>	<b>6</b>
<b>Michigan St.</b>	<b>0</b>	<b>0</b>	<b>0</b>	<b>0</b>	<b>—</b>	<b>0</b>

AU - O'Gwynne 2 run (kick failed), 2nd

	<b>AU</b>	<b>MSU</b>
<b>First Downs</b> .....	12	2
<b>Rushing Yards</b> .....	197	40
<b>Passing Yards</b> .....	81	25
<b>Passing (C-A-I)</b> .....	4-12-3	2-9-2
<b>Total Offense</b> .....	278	65
<b>Punts-Avg.</b> .....	10-32.3	12-40.4
<b>Fumbles/Lost</b> .....	0/0	0/0
<b>Penalty Yards</b> .....	50	40

Attendance: 18,972

# Auburn Bowl History

## 1954 Gator Bowl



**Auburn** 13  
**Texas Tech** 35

January 1, 1954  
Gator Bowl

Jacksonville, Florida

In Auburn's first bowl appearance in 15 years, and first bowl game under Ralph "Shug" Jordan, the Tigers starting offensive backfield included a future Governor of Alabama (Fob James) and a future coach of the University of

Georgia (Vince Dooley), but Texas Tech was not impressed and handed the Tigers a 35-13 defeat.

Dooley guided Auburn to a touchdown the first time they had the ball as the Tigers went 60 yards in 10 plays, with James' 21-yard run being a key play in the drive. Bobby Duke scored from the one. A tough Auburn defense held the Red Raiders, the nation's highest scoring team, to just 11 yards in the first quarter. But it wasn't long before they would get on track.

Texas Tech scored early in the second period on a 30-yard pass from Jack Kirkpatrick to Bobby Cavazos. Auburn came back after an intercepted pass, and Dooley scored on a 10-yard run to end the drive. The Tigers led 13-7 at halftime, but it was all downhill from there.

Texas Tech scored the first two times they had the ball in the second half, once after blocking an Auburn punt, to lead at the end of three quarters, 21-13. Two touchdowns on two possessions in the fourth quarter made the final score read Texas Tech 35, Auburn 13.

<b>Auburn</b>	<b>7</b>	<b>6</b>	<b>0</b>	<b>0</b>	<b>—</b>	<b>13</b>
<b>Texas Tech</b>	<b>0</b>	<b>7</b>	<b>14</b>	<b>14</b>	<b>—</b>	<b>35</b>

AU - Duke 1 run (kick), 1st  
TT - Cavazos 30 pass from Kirkpatrick (kick), 2nd  
AU - Dooley 10 run (kick failed), 2nd  
TT - Erwin 53 pass from Kirkpatrick (kick), 3rd  
TT - Cavazos 2 run (kick), 3rd  
TT - Fumble recovered in endzone (kick), 4th  
TT - Cavazos 59 run (kick), 4th

	<b>AU</b>	<b>TT</b>
<b>First Downs</b> .....	12	11
<b>Rushing Yards</b> .....	195	226
<b>Passing Yards</b> .....	72	145
<b>Passing (C-A-I)</b> .....	6-12-2	6-16-2
<b>Total Offense</b> .....	267	371
<b>Punts-Avg.</b> .....	6-30.5	6-33.1
<b>Fumbles Lost</b> .....	2	0
<b>Penalty Yards</b> .....	66	83

**RUSHING:** (AU) Dooley 16-56 (TD), James 6-28, Duke 4-37 (TD), Minor 4-32, Hataway 3-16; (TTU) Cavazos 13-141 (3TD), Jones 2-44, Johnson 7-31, Lewis 5-12, Green 1-11.

**PASSING:** (AU) Dooley 4-8-1, 49, Freeman 2-7-1, 23, Davis 0-1-0, 0; (TTU) Kirkpatrick 3-4-0, 95, Johnson 1-2-0, 6, Hill 1-1-0, 31, Lewis 1-1-0, 13.

**RECEIVING:** (AU) N/A.

**Attendance:** 28,641

## 1954 Gator Bowl



**Auburn** 33  
**Baylor** 13

December 31, 1954  
Gator Bowl

Jacksonville, Florida

Auburn became the first team to play in the same bowl game twice in the same year when they defeated Baylor 33-13 in the 1954 Gator Bowl. The Tigers had met Texas Tech in the Jan. 1, 1954, Gator Bowl, but then Gator Bowl

officials decided to move the game away from New Year's Day.

Baylor fumbled the opening kickoff, Auburn recovered and five plays later "Joltin Joe" Childress scored the first Auburn touchdown.

Baylor came back with a nine-play, 63-yard drive to tie the score at 7-7 at the end of the first quarter.

Auburn's two possessions of the second quarter resulted in a pair of touchdowns, a 43-yard run by Fob James and a four-yard Bobby Freeman to Jimmy Long pass which capped a 92-yard drive. Auburn led at the half, 21-7.

The Tigers scored twice in the second half, sandwiching their scores around a five-play, 66-yard drive by the Bears. Childress capped an 87-yard Auburn drive with a three-yard run, and the Tigers ended the scoring with a three-play 67-yard drive to win going away, 33-13.

Childress was the game's MVP with 134 yards on 20 carries.

Auburn finished the season with an 8-3 record under Coach Ralph "Shug" Jordan.

<b>Auburn</b>	<b>7</b>	<b>14</b>	<b>12</b>	<b>0</b>	<b>—</b>	<b>33</b>
<b>Baylor</b>	<b>7</b>	<b>0</b>	<b>6</b>	<b>0</b>	<b>—</b>	<b>13</b>

AU - Childress 7 run (kick), 1st  
BU - Saage 1 run (kick), 1st  
AU - James 43 run (kick), 2nd  
AU - Long 4 pass from Freeman (kick), 2nd  
AU - Childress 3 run (kick failed), 3rd  
BU - Dupre 38 run (kick blocked), 3rd  
AU - Freeman 5 run (kick failed), 3rd

	<b>AU</b>	<b>BU</b>
<b>First Downs</b> .....	25	16
<b>Rushing Yards</b> .....	423	105
<b>Passing Yards</b> .....	53	134
<b>Passing (C-A-I)</b> .....	3-7-1	10-18-0
<b>Total Offense</b> .....	476	239
<b>Punts-Avg.</b> .....	2-41.0	3-42.0
<b>Fumbles Lost</b> .....	2	4
<b>Penalty Yards</b> .....	52	25

**RUSHING:** (AU) Childress 20-134 (2TD), Freeman 12-80 (TD), Middleton 12-60, James 6-71 (TD); (BU) N/A.

**PASSING:** (AU) Freeman 3-7-1, 53 (TD); (BU) N/A.

**RECEIVING:** (AU) Hall 1-33, Pyborn 1-16, Long 1-4 (TD); (BU) N/A.

**Attendance:** 28,426

### Did You Know?

Auburn has played two bowl games in one calendar year nine times. They are:  
1954: Gator Bowl, Jan. 1 vs. Texas Tech and the Gator Bowl, Dec. 31 against Baylor.  
1972: Sugar Bowl, Jan. 1 vs. Oklahoma and the Gator Bowl, Dec. 30 vs. Colorado  
1984: Sugar Bowl, Jan. 2 vs. Michigan and the Liberty Bowl, Dec. 27 vs. Arkansas.  
1990: Hall of Fame Bowl, Jan. 1 vs. Ohio State and the Peach Bowl, Dec. 29 vs. Indiana.  
1996: Outback Bowl, Jan. 1 vs. Penn State and the Independence Bowl, Dec. 31 vs. Army.  
2001: Citrus Bowl, Jan. 1 vs. Michigan and the Peach Bowl, Dec. 31 vs. North Carolina.  
2003: Capital One Bowl, Jan. 1 vs. Penn State and the Music City Bowl, Dec. 31 vs. Wisconsin  
2007: Cotton Bowl, Jan. 1 vs. Nebraska and the Chick-fil-A Bowl, Dec. 31 vs. Clemson  
2011: BCS National Championship Game, Jan. 10 vs. Oregon and the Chick-fil-A Bowl, Dec. 31 vs. Virginia



# Auburn Bowl History

## 1955 Gator Bowl



**Auburn** 13  
**Vanderbilt** 25  
 December 31, 1955  
 Gator Bowl  
 Jacksonville, Florida

It was Auburn's third straight trip to the Gator Bowl and Vanderbilt's first bowl game ever, and that might tell the story of Auburn's 25-13 upset loss to the Commodores.

Vanderbilt scored first on a seven-yard Don Orr to Joe Stephenson pass which was set up by a Howell Tubbs fumble, the first of three for him that day, which gave the Commodores the ball on the Tigers' 39-yard line. Auburn scored early in the second quarter, driving 72 yards for the TD. Tubbs passed to Fob James for 38 yards and the touchdown. Vanderbilt scored quickly, going 76 yards in four plays as Orr scored from the three-yard line. The extra point was not good and the Commodores led at the half, 13-7.

Another Tubbs fumble set up Vanderbilt's first scoring drive of the second half. Recovering at the Auburn 45-yard line, Vanderbilt took eight plays to score with Phil King going over from the one, giving Vanderbilt a 19-7 lead. A poor punt and a 15-yard penalty gave the Commodores the ball on the Auburn 26-yard line after the Tigers were unable to move. On the first play of the fourth quarter, Charlie Horton scored from the Auburn one to give Vanderbilt a 25-7 lead. Auburn finished the scoring with a seven-yard Jimmy Cook to Red Phillips pass at the end of a six-play, 66-yard drive to make the final score 25-13.

Auburn fumbled five times with Vanderbilt recovering all five to set up the Tigers most disappointing loss of the 1955 campaign. The Tigers finished with an 8-2-1 record.

Joe Childress was voted Auburn's outstanding player.

<b>Auburn</b>	<b>0</b>	<b>7</b>	<b>0</b>	<b>6</b>	<b>—</b>	<b>13</b>
<b>Vanderbilt</b>	<b>7</b>	<b>6</b>	<b>6</b>	<b>6</b>	<b>—</b>	<b>25</b>

VU - Stephenson 7 pass from Orr (kick), 1st  
 AU - James 38 pass from Tubbs (kick), 2nd  
 VU - Orr 3 run (kick failed), 2nd  
 VU - King 1 run (kick failed), 3rd  
 VU - Horton 1 run (kick blocked), 4th  
 AU - Phillips 4 pass from Cook (kick failed), 4th

	<b>AU</b>	<b>VU</b>
<b>First Downs</b> .....	15	15
<b>Rushing Yards</b> .....	159	177
<b>Passing Yards</b> .....	142	94
<b>Passing (C-A-I)</b> .....	8-13-1	5-8-0
<b>Total Offense</b> .....	301	271
<b>Punts-Avg.</b> .....	3-29.0	4-32.0
<b>Fumbles Lost</b> .....	6	1
<b>Penalty Yards</b> .....	59	54

**RUSHING:** (AU) Childress 15-58, Tubbs 11-25, James 9-43 (TD), Hoppe 6-33, Cook 2-6; (VU) Horton 13-57 (TD), Orr 10-43 (TD), Hunt 6-39, King 10-33, Morgan 1-6, Scalen 1-3, Jakaley 1(-1), PePoy 2(-3).

**PASSING:** (AU) Tubbs 4-9-0, 101 (TD), Cook 3-3-0, 41 (TD), Burbank 0-1-0, 0; (VU) Orr 4-6-1, 67 (TD), Sturm 1-2-0, 27.

**RECEIVING:** (AU) James 2-51 (TD), Elliott 2-41, Phillips 2-28 (TD), Childress 1-22; (VU) Scalen 2-44, Stephenson 2-23, Brown 1-27.

Attendance: 32,175

## 1964 Orange Bowl



**Auburn** 7  
**Nebraska** 13  
 January 1, 1964  
 Orange Bowl  
 Miami, Florida

A trip to the Orange Bowl capped a near perfect season for the Auburn Tigers. Coach "Shug" Jordan led his Tigers to a 9-1 record with a rugged defense and an option offense featuring All-America quarterback Jimmy Sidle and halfback Tucker Frederickson. Auburn had defeated Alabama 10-8 to earn the chance to play the Big Eight powerhouse Nebraska Cornhuskers.

Auburn found itself in the hole on the second play from scrimmage as Nebraska quarterback Dennis Claridge sneaked off right guard for a 68-yard touchdown gallop that left Auburn trailing 7-0 before most of the fans were seated. Two Dave Theissen field goals gave the Cornhuskers a 13-0 lead with over 10 minutes remaining in the first half. That is the lead the Nebraska team took in the locker room.

The "Jekyll and Hyde" Auburn team was as dominating in the second half as they were inept in the first half. Sidle led the resurgence of the Tigers by capping off their only scoring drive with a 13-yard run in the third quarter. With only 1:30 left in the game, the Tigers were on the Nebraska 10-yard line. But a costly motion penalty and an incomplete fourth down desperation pass sealed the Cornhusker victory.

Auburn dominated in the second half, combining for 110 rushing yards and 101 passing yards while limiting Nebraska to 43 yards on the ground and nine in the air.

Sidle finished the day with 96 yards rushing on 21 carries.

<b>Auburn</b>	<b>0</b>	<b>0</b>	<b>7</b>	<b>0</b>	<b>—</b>	<b>7</b>
<b>Nebraska</b>	<b>10</b>	<b>3</b>	<b>0</b>	<b>0</b>	<b>—</b>	<b>13</b>

NU - Claridge 68 run (Theissen kick), 13:47, 1st  
 NU - Theissen 31 FG, 5:26, 1st  
 NU - Theissen 36 FG, 13:05, 2nd  
 AU - Sidle 13 run (Woodall kick), 3:32, 3rd

	<b>AU</b>	<b>NU</b>
<b>First Downs</b> .....	17	11
<b>Rushing Yards</b> .....	126	204
<b>Passing Yards</b> .....	157	30
<b>Passing (C-A-I)</b> .....	14-27-1	4-9-0
<b>Total Offense</b> .....	283	234
<b>Punts-Avg.</b> .....	6-35.2	7-38.3
<b>Fumbles/Lost</b> .....	3/1	2/1
<b>Penalty Yards</b> .....	39	65

**RUSHING:** (AU) Sidle 25-96 (TD), Rawson 4-14, Frederickson 3-4, Sutton 1-6, Rose 1(-3), Griffith 1(-3); (NU) N/A.

**PASSING:** (AU) Sidle 12-25, 141, Rose 2-2, 16; (NU) N/A.

**RECEIVING:** (AU) Simpson 4-39, Rose 3-37, Waid 2-34, Ingle 2-22, Lewis 2-15, Sidle 1-10; (NU) N/A.

Attendance: 72,647

# Auburn Bowl History

## 1965 Liberty Bowl



**Auburn** 7  
**Ole Miss** 13  
 December 18, 1965  
 Liberty Bowl Memorial Stadium  
 Memphis, Tennessee

It was the Seventh Annual Liberty Bowl, but the first to be played in the present site of Memphis, Tenn., that saw the Ole Miss Rebels hold off a gallant Auburn comeback to win 13-7.

Ole Miss got the scoring started when Johnny Keyes connected on a 42-yard field goal in the first period. Auburn marched right back and scored when fullback Tom Bryan broke off left tackle and raced 44 yards for the touchdown. The score at halftime was Auburn 7, Ole Miss 3.

The Rebels took the opening kickoff and ran off nine consecutive rushing plays to march to the Tiger six-yard line. From there reserve quarterback Joe Graves went to the air and found wingback Doug Cunningham for a six-yard touchdown pass. The extra point gave Ole Miss a 10-7 lead. Keyes added another field goal to complete the scoring but not the action. Auburn marched deep into Rebel territory. But, with only seconds remaining, the Tigers' desperation fourth down pass fell incomplete, preserving the win for the Rebels.

<b>Auburn</b>	<b>0</b>	<b>7</b>	<b>0</b>	<b>0</b>	<b>—</b>	<b>7</b>
<b>Ole Miss</b>	<b>0</b>	<b>3</b>	<b>7</b>	<b>3</b>	<b>—</b>	<b>13</b>

OM - Keyes 42 FG, 2nd  
 AU - Bryan 44 run (Lewis kick), 6:58, 2nd  
 OM - Cunningham 6 pass from Graves (Keyes kick), 3rd  
 OM - Keyes 30 FG, 11:55, 4th

	<b>AU</b>	<b>OM</b>
<b>First Downs</b> .....	15	12
<b>Rushing Yards</b> .....	156	189
<b>Passing Yards</b> .....	112	24
<b>Passing (C-A-I)</b> .....	11-24-1	4-12-0
<b>Total Offense</b> .....	268	213
<b>Punts-Avg.</b> .....	8-39.0	9-34.8
<b>Fumbles/Lost</b> .....	0/0	0/0
<b>Penalty-Yards</b> .....	4-29	5-25

**RUSHING:** (AU) Bryan 19-111 1 TD; (OM) Dennis 15-75, Heidel 16-72, Wade 13-43.  
**PASSING:** (AU) Bowden 11-24-1-112; (OM) Graves 2-10-0-15 1 TD, Heidel 2-2-0-9.  
**RECEIVING:** (AU) Hardy 4-46, Bryan 3-23; (OM) Matthews 2-9.

Attendance: 38,607

Auburn's Bryan was selected as the game's Most Valuable Player and the Outstanding Back. He finished with 111 rushing yards on 19 carries. Tiger back Robert Fulghum was selected as the Outstanding Defensive Back. Coach "Shug" Jordan's team finished with a 5-5-1 record.

## 1968 Sun Bowl



**Auburn** 34  
**Arizona** 10  
 December 28, 1968  
 Sun Bowl Stadium  
 El Paso, Texas

The Tigers broke open a 10-10 half-time deadlock and exploded to a 31st Annual Sun Bowl win in El Paso, Texas.

Auburn jumped to a 10-0 lead early in the game behind a 65-yard scoring pass from quarterback Loran Carter to halfback Mickey Zofko and a 52-yard field goal by John Riley. Arizona came back with a touchdown pass and field goal of their own to tie the score as the players headed for the locker room at the half.

Auburn reserve quarterback Tommy Traylor scampered nine yards to open the second half scoring for the Tigers on their first possession of the half. Two plays later, Buddy McClinton picked off an errant Wildcat pass, one of three interceptions for McClinton, and raced 32 yards for another Auburn score. Riley added another field goal and

Carter flipped a 43-yard touchdown pass to Tim Christian to complete the Tiger scoring.

The game's oddest play occurred when Auburn punter Connie Frederick had a punt blocked by Arizona. The Wildcats almost recovered the loose ball for a touchdown but Frederick managed to get to the ball first and was able to punt the ball a second time.

Auburn's defense combined for a Sun Bowl record of eight interceptions.

McClinton was named the game's Most Valuable Player while teammate David Campbell was named Most Valuable Lineman from his defensive tackle position.

<b>Arizona</b>	<b>0</b>	<b>10</b>	<b>0</b>	<b>0</b>	<b>—</b>	<b>10</b>
<b>Auburn</b>	<b>10</b>	<b>0</b>	<b>14</b>	<b>10</b>	<b>—</b>	<b>34</b>

AU - Riley 52 FG, 2:19, 1st  
 AU - Zofko 65 pass from Carter (Riley kick), 0:17, 1st  
 UA - Hurley 37 FG, 7:51, 2nd  
 UA - Aranson 12 pass from Lee (Hurley kick), 0:54, 2nd  
 AU - Traylor 9 run (Riley kick), 3:15, 3rd  
 AU - McClinton 31 interception return (Riley kick), 2:51, 3rd  
 AU - Christian 42 pass from Carter (Riley kick), 14:19, 4th  
 AU - Riley 41 FG, 11:14, 4th

	<b>UA</b>	<b>AU</b>
<b>First Downs</b> .....	16	12
<b>Rushing Yards</b> .....	70	147
<b>Passing Yards</b> .....	164	156
<b>Passing (C-A-I)</b> .....	13-44-8	7-28-3
<b>Total Offense</b> .....	234	303
<b>Punts-Avg.</b> .....	11-34.3	7-26.4
<b>Fumbles/Lost</b> .....	2/1	3/2
<b>Penalty-Yards</b> .....	4-38	4-36

**RUSHING:** (UA) Fuimaono 18-48, Husted 16-35, Gardin 1-22, Lee 2-(-15), Driscoll 8-(-20); (AU) Hurston 14-49, Currier 11-29, Zofko 9-26, Traylor 4-20, Carter 7-14, Ellis 3-8, Clark 4-1, Crawford 2-0.

**PASSING:** (UA) Lee 6-24-6-89 1 TD, Driscoll 7-20-2-75; (AU) Carter 7-28-3-156 2 TD.

**RECEIVING:** (UA) Gardin 5-74, Sherwood 2-40, Coddington 2-32, Fuimaono 2-4, Aranson 1-12 1 TD, Mitchell 1-2; (AU) Christian 3-62 1 TD, Zofko 1-65 1 TD, Currier 1-17, Ellis 1-7, Giffin 1-5.

Attendance: 32,302

# Auburn Bowl History

## 1969 Astro-Bluebonnet Bowl



**Auburn** 7  
**Houston** 36

December 31, 1969  
Astrodome  
Houston, Texas

Auburn played its first football game indoors losing to Houston 36-7 in the Astro-Bluebonnet Bowl.

Houston executed its veer offense to perfection and executed Auburn in the process. Behind the leadership of sophomore quarterback Gary Mullins, the Cougars piled up Astro-Bluebonnet records for rushing yards with 376 and total yards with 516.

Auburn's Terry Beasley, just a sophomore, fumbled the ball away at the Tiger 29-yard line on the opening kickoff. The Cougars covered those 29 yards in seven plays with Mullins sneaking over from the one-yard line.

Later, Houston capped an 80-yard drive with a Carlos Lopez 27-yard field goal to take a 10-0 lead early in the second quarter. A bowl record 57-yard punt by Auburn's Connie Frederick put Houston back at its own 16-yard line, but the Cougars stormed away with an 84-yard, five-play drive. Strong went 74 yards on the first play of the drive and scored the touchdown on fourth and goal from the one.

Auburn mounted its only scoring drive of the game, going 67 yards in five short plays in the second quarter. A 36-yard halfback pass from Mickey Zofko to Frederick finished the drive. The Tigers seemed to take the momentum into the locker room after blocking a Cougar 25-yard field goal attempt, late in the quarter.

<b>Auburn</b>	<b>0</b>	<b>7</b>	<b>0</b>	<b>0</b>	<b>—</b>	<b>7</b>
<b>Houston</b>	<b>7</b>	<b>9</b>	<b>6</b>	<b>14</b>	<b>—</b>	<b>36</b>

UH - Mullins 1 run (kick), 1st  
UH - Lopez 27 FG, 2nd  
UH - Strong 1 run (kick failed), 2nd  
AU - Frederick 36 pass from Zofko (kick), 2nd  
UH - Heiskell 16 run (pass failed), 3rd  
UH - Strong 12 run (kick), 4th  
UH - Mazsieck 20 pass from Clark (kick), 4th

	<b>AU</b>	<b>UH</b>
<b>First Downs</b> .....	14	25
<b>Rushing Yards</b> .....	1	376
<b>Passing Yards</b> .....	188	140
<b>Passing (C-A-I)</b> .....	13-37-2	10-19-2
<b>Total Offense</b> .....	189	516
<b>Punts-Avg.</b> .....	6-36.8	2-42.5
<b>Penalty Yards</b> .....	26	63

**RUSHING:** (UH) Strong 34-184, Heiskell 10-70; (AU) Zofko 18-31, Clark 7-32, Sullivan 5-(41), Traylor 1-(-11).

**PASSING:** (UH) Mullins 9-17-2-120 1TD, Clark 1-2-0-20 0 TD; (AU) Sullivan 10-30-1-132 0 TD, Zofko 1-1-0-36 1 TD, Traylor 2-5-0-20, Eisenacker 0-1-1-0.

**RECEIVING:** (UH) Wright 4-62, Thomas 2-35, Odums 2-19, Mozisek 1-20 1 TD, Achey 1-4; (AU) Beasley 6-76, Fredericks 3-59 1 TD, Clark 2-25, Schmalz 1-17, Ross 1-11

**Attendance:** 55, 203

But Houston took command early in the second half. After receiving the second half kickoff, the Cougars marched 73 yards in eight rushing plays and scored when Ted Heiskell cracked over from the one yard line. The two-point conversion attempt failed and Houston led 22-7. Auburn drove to the Houston 28-yard line before a Rat Riley 45-yard field goal was blocked. Auburn never recovered.

## 1971 Gator Bowl



**Ole Miss** 28  
**Auburn** 35

January 2, 1971  
Gator Bowl  
Jacksonville, Florida

This game was billed as the "Battle of the Quarterbacks," and it was that and more. Auburn had Pat Sullivan, heir apparent to the Heisman Trophy the next year, and Ole Miss had Archie Manning, one of the top QBs in SEC his-

tory.

Auburn started off quickly as it was the familiar combination of Sullivan to Terry Beasley for a 13-yard scoring strike with just over three minutes gone in the game. Auburn scored twice more before Ole Miss could retaliate. Sullivan connected with Alvin Bresler for an eight-yard touchdown pass. On the first play from scrimmage after the kickoff, Auburn recovered a Rebel fumble and went up 21 points as Sullivan executed the quarterback draw for 37 yards and a touchdown.

Manning led a Rebel comeback by directing his team to a 79-yard, 10-play drive capping it off with a one-yard run. Manning later connected with Floyd Franks on a 34-yard touchdown pass to cut Auburn's lead to 21-14 at the half.

A 42-yard, Sullivan-to-Beasley pass set up Auburn's first score in the second half, as Mickey Zofko hit off right tackle for a six yard touchdown run early in the third quarter. Manning led his team back again with a 42-yard run to put the Rebels at the Auburn 23-yard line.

Auburn's final score came on a Larry Willingham 55-yard punt return with only nine seconds remaining in the third quarter, to take the Tigers to a 35-21 advantage.

Manning was again the key to the Rebels final score as he scrambled for a 37-yard gain to the Auburn 34. From there Chumbler went over from the one to cut the Tigers' lead to seven.

<b>Ole Miss</b>	<b>0</b>	<b>14</b>	<b>7</b>	<b>7</b>	<b>—</b>	<b>28</b>
<b>Auburn</b>	<b>14</b>	<b>7</b>	<b>14</b>	<b>0</b>	<b>—</b>	<b>35</b>

AU - Beasley 13 pass from Sullivan (Jett kick), 11:37, 1st  
AU - Bresler 8 pass from Sullivan (Jett kick), 1:06, 1st  
AU - Sullivan 37 run (Jett kick), 14:07, 2nd  
OM - Manning 1 run (Poole kick), 10:07, 2nd  
OM - Franks 34 pass from Manning (Poole kick), 3:47, 2nd  
AU - Zofko 6 run (Jett kick), 9:24, 3rd  
OM - Poole 23 pass from Chumbler (Poole kick), 4:49, 3rd  
AU - Willingham 55 punt return (Jett kick), 0:09, 3rd  
OM - Chumbler 1 run (Poole kick), 7:06, 4th

	<b>OM</b>	<b>AU</b>
<b>First Downs</b> .....	21	23
<b>Rushing Yards</b> .....	209	208
<b>Passing Yards</b> .....	256	351
<b>Passing (C-A-I)</b> .....	23-39-1	27-44-1
<b>Total Offense</b> .....	465	559
<b>Punts-Avg.</b> .....	6-47.3	4-40.5
<b>Fumbles/Lost</b> .....	3/2	5/3
<b>Penalty-Yards</b> .....	2-13	6-63

**RUSHING:** (OM) Manning 11-95 1 TD, Ainsworth 11-68, Porter 6-31, Reed 4-16, Knight 1-5, Havard 1-0, Chumbler 4-(-6); (AU) Clark 14-108, Sullivan 10-35, Zofko 11-23, Unger 2-34, Lowry 2-4, Beasley 1-4.

**PASSING:** (OM) Manning 19-28-1-180 1 TD, Chumbler 4-11-0-76 1 TD; (AU) Sullivan 27-43-1-351 2 TD, Zofko 0-1-0, 0.

**RECEIVING:** (OM) Poole 9-111 1 TD, Franks 7-78 1 TD, Studdard 4-48, Ainsworth 3-19; (AU) Beasley 8-143 1 TD, Clark 7-23, Bresler 4-102 TD, Ross 4-37, Zofko 2-16, Lowry 1-25, Schmalz 1-5.

**Attendance:** 71,136



# Auburn Bowl History

## 1972 Sugar Bowl



**Auburn 22**  
**Oklahoma 40**

January 1, 1972  
Tulane Stadium  
New Orleans, Louisiana

The game was not as close as the score indicated and the score was bad enough. Auburn's long-dreamed-of, much-hoped-for trip to the Sugar Bowl turned into a nightmare as the Oklahoma Sooners, capitalizing on three first half turnovers, executed their wishbone offense to perfection in building up a 31-0 halftime lead before cruising back to Norman with a 40-22 win.

The Sooners took the opening kickoff 77 yards in 13 plays and ran off over six minutes on the clock as they scored their first touchdown of the day on a Leon Crosswhite four-yard run, giving Oklahoma a quick 6-0 lead. The option was working to perfection five minutes later as quarterback Jack Mildren kept the ball for a five-yard touchdown run. A 71-yard punt return for a touchdown by Joe Wylie following Auburn's next possession opened the flood gates. Mildren scored twice more before the half on runs of four and seven yards to complete the first half whitewash and head into the locker room with a 31-0 lead.

After a 53-yard field goal by the Sooners, Auburn finally got on the scoreboard when Harry Unger dove over right guard from the one yard line. Oklahoma again scored on the option, this time Greg Pruitt sweeping around the left side from two yards out to make the score 40-7.

Two Oklahoma fumbles set up the Tigers' last two scores as Sullivan connected with Sandy Cannon for an 11 yard touchdown pass and Unger again dove over from the one yard line. Final score, Oklahoma 40 - Auburn 22.

<b>Oklahoma</b>	<b>19</b>	<b>12</b>	<b>3</b>	<b>6</b>	<b>—</b>	<b>40</b>
<b>Auburn</b>	<b>0</b>	<b>0</b>	<b>7</b>	<b>15</b>	<b>—</b>	<b>22</b>

OU - Crosswhite 4 run (kick failed), 4:01, 1st  
 OU - Mildren 5 run (Carroll kick), 3:05, 1st  
 OU - Wylie 71 punt return (pass failed), 1:55, 1st  
 OU - Mildren 4 run (run failed), 3:28, 2nd  
 OU - Mildren 7 run (pass failed), 0:47, 2nd  
 OU - Carroll 53 FG, 8:57, 3rd  
 AU - Unger 1 run (Jett kick), 7:54, 3rd  
 OU - Pruitt 2 run (kick failed), 9:25, 4th  
 AU - Cannon 11 pass from Sullivan (Jett kick), 3:44, 4th  
 AU - Unger 1 run (Beck run), 2:45, 4th

	<b>OU</b>	<b>AU</b>
<b>First Downs</b> .....	28	15
<b>Rushing Yards</b> .....	439	40
<b>Passing Yards</b> .....	11	250
<b>Passing (C-A-I)</b> .....	1-4-0	20-45-2
<b>Total Offense</b> .....	450	290
<b>Punts-Avg.</b> .....	5-35.4	5-45.2
<b>Fumbles/Lost</b> .....	5/2	4/1
<b>Penalty-Yards</b> .....	3-12	0-0

**RUSHING: (OU)** Mildren 30-149 3 TD, Pruitt 18-95 1 TD, Crosswhite 17-78, 1 TD, Bell 5-37, Welch 6-27, Wylie 5-25, Marshall 2-18, Stokely 2-18, Harrison 2-(8); **(AU)** Unger 6-38 2 TD, Lowry 5-12, Henley 5-8, Sullivan 3-(18).

**PASSING: (OU)** Mildren 1-4-0-11; **(AU)** Sullivan 20-44-1-250 1 TD, Beasley 0-1-0-0.

**RECEIVING: (OU)** Chandler 1-11; **(AU)** Beasley 6-117, Unger 5-36, Schmalz 3-52, Henley 3-28, Cannon 1-11 1 TD, Lowry 1-6, Robinette 1-0.

**Attendance:** 84,031

## 1972 Gator Bowl



**Auburn 24**  
**Colorado 3**

December 30, 1972  
Gator Bowl  
Jacksonville, Florida

No one gave Auburn much of a chance in this, the 28th Annual Gator Bowl Classic. The Colorado Buffaloes were bigger, stronger and said to be quicker and meaner. Auburn lost its starting quarterback Randy Walls, to a knee injury at the start of the bowl

practice and had to bring on virtually unknown and untested Wade Whatley to lead the offense. Those experts who didn't think Auburn had a chance just didn't know these Tigers. The Tigers were predicted to finish with a 2-9 record against the nation's toughest schedule. Instead they finished with a 10-1 record and earned the nickname "The Amazin's" because they never seemed to know the odds and they never admitted defeat. The Tigers defeated No. 2 ranked and unbeaten Alabama 17-16 after blocking two consecutive punts for touchdowns in the final minutes of the game. Coach "Shug" Jordan called "The Amazin's" his favorite team.

Gardner Jett opened the Tiger scoring in the Gator Bowl with a 27-yard field goal early in the second quarter of action. A Colorado fumble on the ensuing possession gave the ball to the Tigers on the Buffalo 16-yard line. Five plays later, Whatley slid over from the one for Auburn's first touchdown.

Auburn's second touchdown of the game came with just over six minutes to play in third quarter when the Tigers executed the halfback pass to perfection. Mike Fuller received the pitch from Whatley and connected with Rob Spivey for a 22-yard score capping a six-play, 56-yard drive. Colorado scored its only points of the game on a 33-yard Fred Lima field goal with 7:30 left to play in the game which ended an 80-yard 14-play drive.

The Tigers retaliated with a fake field goal that resulted in Auburn's final score. Holder Dave Beck took the snap, straightened up and threw to Dan Nugent for a 16-yard touchdown with one minute left to play to make the final score.

<b>Colorado</b>	<b>0</b>	<b>0</b>	<b>0</b>	<b>3</b>	<b>—</b>	<b>3</b>
<b>Auburn</b>	<b>0</b>	<b>10</b>	<b>7</b>	<b>7</b>	<b>—</b>	<b>24</b>

AU - Jett 52 FG, 14:16, 2nd  
 AU - Whatley 1 run (Jett kick), 12:00, 2nd  
 AU - Spivey 22 pass from Fuller (Jett kick), 3:32, 3rd  
 CU - Lima 33 FG, 7:31, 4th  
 AU - Nugent 16 pass from Beck (Jett kick), 1:10, 4th

	<b>CU</b>	<b>AU</b>
<b>First Downs</b> .....	14	13
<b>Rushing Yards</b> .....	63	153
<b>Passing Yards</b> .....	204	80
<b>Passing (C-A-I)</b> .....	20-33-2	5-8-0
<b>Total Offense</b> .....	267	233
<b>Punts-Avg.</b> .....	5-39.8	7-40.7
<b>Fumbles/Lost</b> .....	3/2	3/1
<b>Penalty-Yards</b> .....	5-47	4-30
<b>Time of Possession</b> .....	25:05	34:55

**RUSHING: (CU)** Matthews 8-34, Davis 14-12, Johnson 6-10, Campbell 1-7; **(AU)** R.Fuller 12-72, Linderman 15-37, Henley 18-24, Whatley 13-20 1 TD.

**PASSING: (CU)** Johnson 17-29-2-169, Duenas 3-4-0-35; **(AU)** Whatley 3-6-0-42, M.Fuller 1-1-0-22 1 TD, Beck 1-1-0-16 1 TD.

**RECEIVING: (CU)** Davis 7-10, Cain 4-45, Keyworth 3-55, Elwood 3-49, Collier 2-43, Campbell 1-2; **(AU)** Spivey 1-22 1 TD, Cannon 1-17, Nugent 1-16 1 TD, Henley 1-13, Gates 1-12.

**Attendance:** 71,114



# Auburn Bowl History

## 1973 Sun Bowl



**Auburn** 17  
**Missouri** 34

December 29, 1973  
Sun Bowl  
El Paso, Texas

Missouri's defense kept Auburn's offense off balance from the opening kickoff and stormed away with a 34-17 win in the 39th Annual Sun Bowl.

Auburn was able to score first following a Missouri fumble which

Auburn's Rusty Deen recovered at the Missouri 49. Auburn's seven play drive could only muster 30 yards and the Tigers settled for a 35-yard Roger Pruett field goal.

After an exchange of punts, Missouri recovered an Auburn fumble at the AU 35-yard line. One play later, Missouri had the lead as quarterback Chuck Link passed to John Kelsey for the TD.

Missouri scored again one minute later following another Auburn fumble. Ray Bybee scored on a two-yard run capping a three-play, 24-yard drive.

Missouri continued to move the ball, scoring on a 10 play 48-yard drive, with Ray Smith connecting with Kelsey from two yards for his second touchdown, and a 21-3 Missouri lead.

With 3:08 to play in the first half, Auburn started on its only real offensive threat of the game. Quarterback Phil Gargis passed to Thomas Gossom from 17 yards out. Only eight seconds remained in the half and Auburn had cut the lead to 21-10.

On the ensuing kickoff, Missouri's John Moseley took the ball 84 yards for the touchdown. Missouri went to the locker room with a comfortable 28-10.

Missouri opened the second half scoring on a five-play, 33-yard drive that began after recovering an Auburn fumble. Smith found Jim Sharp in the corner of the endzone on a 14-yard scoring strike to make Missouri's lead 34-10.

<b>Auburn</b>	<b>0</b>	<b>10</b>	<b>7</b>	<b>0</b>	<b>—</b>	<b>17</b>
<b>Missouri</b>	<b>0</b>	<b>28</b>	<b>6</b>	<b>0</b>	<b>—</b>	<b>34</b>

AU - Pruett 35 FG, 13:39, 2nd  
MU - Kelsey 35 pass from Link (Hill kick), 10:14, 2nd  
MU - Bybee 2 run (Hill kick), 9:16, 2nd  
MU - Kelsey 2 pass from Smith (Hill kick), 3:08, 2nd  
AU - Gossom 17 pass from Gargis (Pruett kick), 0:08, 2nd  
MU - Moseley 84 kickoff return (Hill kick), 0:00, 2nd  
MU - Sharp 15 pass from Smith (kick failed), 4:11, 3rd  
AU - Gossom 32 pass from Gargis (Pruett kick), 0:34, 3rd

	<b>AU</b>	<b>MU</b>
<b>First Downs</b> .....	11	20
<b>Rushing Yards</b> .....	113	295
<b>Passing Yards</b> .....	120	95
<b>Passing (C-A-I)</b> .....	7-15-1	7-14-1
<b>Total Offense</b> .....	233	390
<b>Punts-Avg.</b> .....	6-45.7	6-37.0
<b>Fumbles/Lost</b> .....	5/4	4/1
<b>Penalty-Yards</b> .....	1-5	2-29

**RUSHING:** (AU) McIntyre 10-46, Neel 7-26, Fuller 5-11, Linderman 3-9, Harbuck 2-9, Gargis 8-6, Ward 1-5, Whatley 5-1; (MU) Bybee 27-127 1 TD, Reamon 23-110, Moss 6-23, Smith 5-18, Muse 1-16, Kelsey 2-14, Mulkey 3-4, Cook 1-2.

**PASSING:** (AU) Gargis 7-15-1-120 2 TD; (MU) Smith 7-12-0-60 2 TD, Link 1-2-1-35 1 TD.

**RECEIVING:** (AU) Spivey 3-56, Gossom 2-39 2 TD, Arnold 1-10, McIntyre 1-5; (MU) Kelsey 2-37 2 TD, Sharp 2-26 1 TD, Reamon 2-22, Bybee 2-11.

**Attendance:** 30,127

## 1974 Gator Bowl



**Texas** 3  
**Auburn** 27

December 30, 1974  
Gator Bowl  
Jacksonville, Florida

The Auburn Tigers made their sixth Gator Bowl appearance, and their third in five years, a success when they defeated the Darrell Royal-coached Texas Longhorns 27-3. Had not Auburn fumbled seven times, a bowl record, the

score might have been even more embarrassing as the Tigers dominated from the opening kickoff.

The Tigers stopped the Longhorns on the Texas four-yard line following the opening kickoff and Texas never seemed to recover. Auburn got its first chance with the ball at its 40-yard line and promptly drove 60 yards for its first touchdown. The drive was capped when quarterback Phil Gargis connected with Ed Butler for a seven-yard score.

A Longhorn fumble gave the Tigers the ball at the Texas 27. Two Mitzi Jackson runs covered the distance to the endzone as Auburn went up 14-0 with only nine minutes gone in the game.

Texas started a drive on their own 23-yard line. The Longhorns moved the ball to the Auburn 18-yard line, behind the running of freshman running back, Earl Campbell, before the drive sputtered. The Longhorns settled for a Billy Scott 35-yard field goal with 1:00 left to play in the first quarter and Auburn led 14-3.

<b>Texas</b>	<b>3</b>	<b>0</b>	<b>0</b>	<b>0</b>	<b>—</b>	<b>3</b>
<b>Auburn</b>	<b>14</b>	<b>2</b>	<b>0</b>	<b>11</b>	<b>—</b>	<b>27</b>

AU - Butler 7 pass from Gargis (Wilson kick), 8:08, 1st  
AU - Jackson 2 run (Wilson kick), 6:25, 1st  
UT - Schott 35 FG, 0:59, 1st  
AU - Safety, punt blocked through endzone, 6:38, 2nd  
AU - Butler 14 pass from Gargis (Gargis pass to Nugent), 5:34, 4th  
AU - Wilson 28 FG, 0:09, 4th

	<b>UT</b>	<b>AU</b>
<b>First Downs</b> .....	14	19
<b>Rushing Yards</b> .....	203	256
<b>Passing Yards</b> .....	98	70
<b>Passing (C-A-I)</b> .....	10-21-3	7-13-2
<b>Total Offense</b> .....	301	326
<b>Punts-Avg.</b> .....	4-28.8	2-45.5
<b>Fumbles/Lost</b> .....	5/4	7/5
<b>Penalty-Yards</b> .....	5-37	6-70
<b>Time of Possession</b> .....	28:06	31:54

**RUSHING:** (UT) Campbell 23-91, Akins 11-40, Wyatt 5-33, Clayburn 5-21, Ingram 1-13, Walker 1-3, Pressley 3-2; (AU) McIntyre 19-89, Jackson 10-64 1 TD, Gargis 14-51, Neel 6-24, Burks 4-16, Henley 1-5, Gates 1-4, Harbuck 1-3, Ward 1-2, Vacarella 3-(-2).

**PASSING:** (UT) Akins 9-16-1-70, Pressley 1-5-2-28; (AU) Gargis 6-11-2-60 2 TD, Vacarella 1-1-0-10, Neel 0-1-0-0.

**RECEIVING:** (UT) Clayburn 3-16, Ingram 2-19, Padgett 2-15, Thompson 1-28, Samford 1-14, Wyatt 1-8; (AU) Nugent 2-22, Butler 2-21 2 TD, Neel 1-15, Henley 1-10, Gossom 1-2.

**Attendance:** 63,811

# Auburn Bowl History

## 1982 Tangerine Bowl



**Boston College** 26  
**Auburn** 33

December 18, 1982  
Tangerine Bowl  
Orlando, Florida

The Auburn Tigers, 8-3 on the year and yearning for national recognition, defeated Boston College 33-26 before a sellout crowd of 51,296 in the Tangerine Bowl. The Tigers faced one of the nation's best passers in BC quarterback Doug Flutie, but in the end it was Auburn, not Boston College, who lived by the pass. Auburn QB Randy Campbell was named the game's Most Valuable Player, narrowly edging teammates Lionel James who gained 101 yards on 18 carries, and Mark Dorminey, who intercepted one of Flutie's passes and was the game's most valuable defensive player. The Tigers traveled by land as well as air. Ten Auburn backs carried the football, with James' 101 yards and Bo Jackson's two touchdowns leading the way. In all, Auburn gained 490 yards against BC; 313 rushing, 177 passing. Auburn led 23-10 at the half and stretched the lead to 33-10 before Boston College mounted a comeback against Auburn reserves. The Eagles scored on the last play of the game for the 33-26 final.

<b>BC</b>	<b>7</b>	<b>3</b>	<b>0</b>	<b>16</b>	<b>—</b>	<b>26</b>
<b>Auburn</b>	<b>3</b>	<b>20</b>	<b>10</b>	<b>0</b>	<b>—</b>	<b>33</b>

BC - Flutie 5 run (Snow kick), 10:49, 1st  
 AU - Del Greco 19 FG, 5:07, 1st  
 AU - Jackson 1 run (Del Greco kick), 11:34, 2nd  
 AU - Howell 2 run (Del Greco kick), 4:49, 2nd  
 BC - Snow 34 FG, 3:41, 2nd  
 AU - Jackson 6 run (pass failed), 0:46, 2nd  
 AU - Del Greco 23 FG, 8:44, 3rd  
 AU - Pratt 15 run (Del Greco kick), 1:10, 3rd  
 BC - Nizolek 2 pass from Flutie (Flutie pass to Nizolek), 10:55, 4th  
 BC - Brennan 16 pass from Flutie (Flutie run), 0:00, 4th

	<b>BC</b>	<b>AU</b>
<b>First Downs</b> .....	24	27
<b>Rushing Yards</b> .....	115	313
<b>Passing Yards</b> .....	299	177
<b>Passing (C-A-I)</b> .....	22-38-2	10-16-1
<b>Total Offense</b> .....	414	490
<b>Punts-Avg.</b> .....	3-34.3	2-32.0
<b>Fumbles/Lost</b> .....	3/3	4/1
<b>Penalty-Yards</b> .....	2-38	3-30
<b>Time of Possession</b> .....	24:47	35:13

**RUSHING:** (BC) Stradford 15-67, Krystoforski 3-19, Brennan 1-17, Flutie 14-12 1 TD, Bell 1-0; (AU) James 17-101, Jackson 14-64 2 TD, Pratt 9-59, Evans 2-30, C.Campbell 2-21, R.Campbell 9-17, O'Neal 7-17, Walker 1-3, Howell 1-2, Washington 2-(-1).

**PASSING:** (BC) Flutie 22-38-2-299 2 TD; (AU) R.Campbell 10-16-1-177.

**RECEIVING:** (BC) Brennan 7-149 1 TD, Phelan 4-69, Nizolek 3-12 1 TD, Schoen 2-19, Krystoforski 2-15, Stradford 2-13, Zdanek 1-23, Biestek 1-(-1); (AU) Woods 3-67, Edwards 3-55, Beauford 1-34, West 1-14, Jackson 1-11, Walker 1-(-4).

Attendance: 51,296

## 1984 Sugar Bowl



**Michigan** 7  
**Auburn** 9

January 2, 1984  
Louisiana Superdome  
New Orleans, Louisiana

Al Del Greco's 19-yard field goal with 23 seconds remaining in the game gave Auburn a hard fought 9-7 win over Michigan and its first Sugar Bowl Championship.

It was Del Greco's third field goal of the night as the Coral Gables, Fla., senior accounted for all of Auburn's scoring. In addition to the game winner, Del Greco had kicks of 31 and 32 yards.

Auburn's Bo Jackson was the game's leading rusher, gaining 130 yards on 22 carries. Jackson, closing out a brilliant sophomore season which saw him become a consensus All-American, was named winner of the Miller-Digby Trophy as the game's outstanding player.

Auburn's winning drive covered 60 yards in 16 plays. The Tigers took possession on their own 39 with 7:44 left in the game. The ball was on the Michigan one when Auburn elected to kick the field goal rather than go for a touchdown on fourth and one.

<b>Michigan</b>	<b>7</b>	<b>0</b>	<b>0</b>	<b>0</b>	<b>—</b>	<b>7</b>
<b>Auburn</b>	<b>0</b>	<b>0</b>	<b>3</b>	<b>6</b>	<b>—</b>	<b>9</b>

UM - S.Smith 4 run (Bergerno kick), 7:30, 1st  
 AU - Del Greco 31 FG, 6:17, 3rd  
 AU - Del Greco 32 FG, 8:51, 4th  
 AU - Del Greco 19 FG, 0:23, 4th

	<b>UM</b>	<b>AU</b>
<b>First Downs</b> .....	12	21
<b>Rushing Yards</b> .....	118	301
<b>Passing Yards</b> .....	125	21
<b>Passing (C-A-I)</b> .....	9-25-1	2-6-1
<b>Total Offense</b> .....	243	322
<b>Punts-Avg.</b> .....	8-38.3	4-42.0
<b>Fumbles/Lost</b> .....	2/1	4/3
<b>Penalty-Yards</b> .....	6-49	3-15
<b>Time of Possession</b> .....	22:28	37:32

**RUSHING:** (UM) Rogers 17-86, S.Smith 9-14 1 TD, Garrett 5-18; (AU) Jackson 22-130, Agee 16-93, James 18-83, Collins 2-1, Campbell 9-(-6).

**PASSING:** (UM) S.Smith 9-25-1-125; (AU) Campbell 2-6-1-21.

**RECEIVING:** (UM) Markray 3-68, Bean 3-32, Nelson 3-20; (AU) James 1-15, Jackson 1-6.

Attendance: 77,893

# Auburn Bowl History

## 1984 Liberty Bowl



**Auburn 21**  
**Arkansas 15**

December 27, 1984  
Liberty Bowl Memorial Stadium  
Memphis, Tennessee

Halfback Bo Jackson closed out his injury-shortened junior season with a Liberty Bowl MVP performance against the Razorbacks of Arkansas. Jackson gained 88 yards on 18 carries and scored two touchdowns, with his final score the

difference in the game.

Arkansas scored first with 7:27 in the first quarter on a 31-yard field goal by Greg Horne. But with 3:00 left in the first period, Jackson capped off an 80-yard drive as he scored on a 2-yard run. Robert McGinty's PAT attempt was no good.

Auburn scored again before the first quarter was over when freshman cornerback Kevin Porter stepped in front of Arkansas quarterback Brad Taylor's intended receiver and raced 35 yards for a touchdown. Quarterback Pat Washington ran in for the two-point conversion. Porter's interception was the first of four interceptions the Auburn defense recorded in the game.

Arkansas made the score 14-9 with 11:56 remaining in the game when fullback Marshall Foreman scored from two yards out, three plays after Arkansas had recovered an Auburn fumble on the Tiger 6-yard line. The Hogs' two-point attempt failed.

<b>Auburn</b>	<b>14</b>	<b>0</b>	<b>0</b>	<b>7</b>	<b>—</b>	<b>21</b>
<b>Arkansas</b>	<b>3</b>	<b>0</b>	<b>0</b>	<b>12</b>	<b>—</b>	<b>15</b>

UA - Horne 31 FG, 7:27, 1st  
AU - Jackson 2 run (kick failed), 3:00, 1st  
AU - Porter 35 interception return (Washington run), 1:17, 1st  
UA - Foreman 2 run (pass failed), 11:56, 4th  
AU - Jackson 39 run (Knapp kick), 5:38, 4th  
UA - Shibest 25 pass from Taylor (kick blocked), 3:10, 4th

	<b>AU</b>	<b>UA</b>
<b>First Downs</b> .....	13	20
<b>Rushing Yards</b> .....	168	130
<b>Passing Yards</b> .....	84	226
<b>Passing (C-A-I)</b> .....	5-15-0	19-40-4
<b>Total Offense</b> .....	252	356
<b>Punts-Avg.</b> .....	9-37.9	4-38.3
<b>Fumbles/Lost</b> .....	1/1	0/0
<b>Penalty-Yards</b> .....	8-56	8-60
<b>Time of Possession</b> .....	29:42	30:18

**RUSHING: (AU)** Jackson 18-88 2 TD, Agee 4-29, Campbell 2-21, Ware 6-14, Jessie 3-9, Fullwood 11-4, Washington 3-4, Burger 1-1, Mann 1-(-2); **(UA)** Foreman 15-62 1 TD, Thomas 9-56, Forte 1-11, Edmonds 3-8, Tatum 1-3, Nutt 1-1, Taylor 7-(-11).

**PASSING: (AU)** Washington 5-12-0-84, Burger 0-2-0-0, Mann 0-1-0-0; **(UA)** Taylor 18-34-2-201 1 TD, Nutt 1-6-2-25.

**RECEIVING: (AU)** Jackson 1-25, Beauford 1-24, Gainous 1-17, Weygand 1-10, Collins 1-8; **(UA)** Edmonds 10-68, Shibest 5-84 1 TD, Young 1-32, White 1-24, Lueders 1-15, Miller 1-3.

Attendance: 50,180

## 1986 Cotton Bowl



**Auburn 16**  
**Texas A&M 36**

January 1, 1986  
Cotton Bowl  
Dallas, Texas

Auburn took its 8-3 regular season record to Dallas, Texas, to face SWC Champion Texas A&M in the 50th annual Cotton Bowl Classic. The bowl marked the fourth-consecutive bowl game for the Tigers and the fulfillment

of a commitment by the players to play in a New Year's Day contest.

Heisman Trophy winner Bo Jackson's five-yard touchdown burst early in the first quarter gave the Tigers an early 7-0 lead, but two score by the Aggies gave A&M the lead, 12-7, at the end of the first period.

With 8:28 remaining in the first half, Jackson took a pass from QB Pat Washington and raced 73 yards for a touchdown to again give Auburn the lead 13-12. But a 26-yard field goal by Aggie PK Scott Slater with 50 seconds remaining in the half would give Texas A&M the lead for good.

Auburn managed only a field goal in the second half, a 26-yarder by freshman Chris Johnson, while Texas A&M romped to a 36-16 victory.

Twice in the fourth quarter, Auburn failed to convert fourth down situations, one halting a drive at the Aggie two-yard line.

QB Pat Washington was two of seven for 82 yards and was replaced due to injury in the second quarter by Jeff Burger, who was five for 10 for 72 yards. Bo Jackson capped off his Heisman season by rushing for 129 yards on 31 carries and one touchdown and catching two passes for 73 yards and a touchdown. He was named the offensive Player of the Game.

<b>Auburn</b>	<b>7</b>	<b>6</b>	<b>3</b>	<b>0</b>	<b>—</b>	<b>16</b>
<b>Texas A&amp;M</b>	<b>12</b>	<b>3</b>	<b>6</b>	<b>15</b>	<b>—</b>	<b>36</b>

AU - Jackson 5 run (C.Johnson kick), 13:52, 1st  
A&M - H.Johnson 11 run (kick failed), 6:12, 1st  
A&M - Woodside 22 run (pass failed), 3:00, 1st  
AU - Jackson 73 pass from Washington (run failed), 8:28, 2nd  
A&M - Slater 26 FG, 0:50, 2nd  
A&M - Tony 21 run (pass failed), 12:13, 3rd  
AU - C.Johnson 26 FG, 7:19, 3rd  
A&M - Woodside 9 pass from Murray (Bernstine run), 2:22, 4th  
A&M - Toney 1 run (Slater kick), 0:03, 4th

	<b>AU</b>	<b>A&amp;M</b>
<b>First Downs</b> .....	16	21
<b>Rushing Yards</b> .....	198	186
<b>Passing Yards</b> .....	154	292
<b>Passing (C-A-I)</b> .....	7-17-2	16-26-1
<b>Total Offense</b> .....	352	478
<b>Punts-Avg.</b> .....	5-43.8	5-45.0
<b>Fumbles/Lost</b> .....	2/1	1/1
<b>Penalty-Yards</b> .....	1-5	5-45
<b>Time of Possession</b> .....	30:46	29:14

**RUSHING: (AU)** Jackson 31-129 1 TD, Agee 5-36, Ware 8-31, Fullwood 5-25, Washington 5-(-23); **(A&M)** Toney 17-72 1 TD, Vick 15-67, Woodside 3-32, 1 TD, H.Johnson 5-22 1 TD, Nelson 1-2, Murray 4-(-9).

**PASSING: (AU)** Washington 2-7-0-82 1 TD, Burger 5-10-2-72; **(A&M)** Murray 16-26-1-292 1 TD.

**RECEIVING: (AU)** Jackson 2-73 1 TD, Parks 2-32, Weygand 1-31, Agee 1-9, Tillman 1-9; **(A&M)** Bernstine 6-108, Woodside 3-88 1 TD, Walker 3-40, Thompson 1-19, Nelson 1-14, Harris 1-13, Webb 1-10.

Attendance: 73,137



# Auburn Bowl History

## 1987 Citrus Bowl



**Auburn** 16  
**Southern Cal** 7  
 January 1, 1987  
 Florida Citrus Bowl  
 Orlando, Florida

Auburn's January 1 date with Southern California in Orlando's Citrus Bowl marked the fifth consecutive bowl game for the Tigers, the third New Year's Day Bowl.

The Tigers' 9-2 regular season had left them one victory shy of becoming only the fifth team in Auburn history to win 10 games in a single season. Auburn's all-time football record stood at 499 victories. A 16-7 triumph over USC, the nation's winningest bowl team, gave the Tigers their 10-2 record and the 500th all-time Auburn win.

USC was the first on the scoreboard when linebacker Marcus Cotton intercepted a Jeff Burger pass and returned it 24 yards for a Trojan touchdown. But that would be the only points USC would score the rest of the day.

In the second period, the Tigers culminated an 80-yard drive with Burger hitting tight end Walter Reeves with a three-yard touchdown pass. With 1:30 remaining in the first half, All-America tailback Brent Fullwood ran in from four yards out for a score. PK Chris Knapp kicked his second PAT of the quarter to give Auburn a 14-7 lead.

With 4:48 left, OLB Aundray Bruce hit USC QB Rodney Peete in the backfield, causing a fumble which was recovered by a teammate, Nate Hill on the Auburn 48-yard line.

The Auburn defense held strong throughout the second half. In the fourth quarter, Auburn DT Tracy Rocker dropped Peete for a 13-yard sack and a safety, making the score 16-7.

Bruce, who recorded three QB sacks and caused a fumble which set up an Auburn scoring drive, was voted the overall Citrus Bowl MVP.

Auburn finished the season ranked sixth in the nation in the final AP poll and eighth in the UPI rankings.

<b>Southern Cal</b>	<b>7</b>	<b>0</b>	<b>0</b>	<b>0</b>	<b>—</b>	<b>7</b>
<b>Auburn</b>	<b>0</b>	<b>14</b>	<b>0</b>	<b>2</b>	<b>—</b>	<b>16</b>


USC - Cotton 24 pass interception (Shafer kick), 10:17, 1st  
 AU - Reeves 3 pass from Burger (Knapp kick), 8:04, 2nd  
 AU - Fullwood 4 run (Knapp kick), 1:30, 2nd  
 AU - Safety, Peete tackled by Rocker in endzone, 8:35, 4th

	<b>USC</b>	<b>AU</b>
<b>First Downs</b> .....	10	19
<b>Rushing Yards</b> .....	44	200
<b>Passing Yards</b> .....	113	90
<b>Passing (C-A-I)</b> .....	12-31-4	8-18-2
<b>Total Offense</b> .....	157	290
<b>Punts-Avg.</b> .....	4-41.5	8-37.9
<b>Fumbles/Lost</b> .....	1/1	2/2
<b>Penalty-Yards</b> .....	6-40	9-84
<b>Time of Possession</b> .....	23:00	37:00

**RUSHING: (USC)** Holt 9-34, Knight 8-9, Emanuel 3-4, Peete 10-(-3); **(AU)** Fullwood 28-152 1 TD, Harris 12-31, Jessie 10-23, Bolton 1-9, Agee 2-7, Joseph 3-6, Ware 2-3, Burger 4-(-31).  
**PASSING: (USC)** Peete 12-30-4-113, Tanner 0-1-0-0; **(AU)** Burger 8-18-2-90 1 TD.  
**RECEIVING: (USC)** Affholter 6-66, White 1-17, Green 1-8, Jackson 1-8, McKee 1-8, Tanner 1-4, Knight 1-2; **(AU)** Reeves 3-23 1 TD, Gainous 2-40, Fullwood 2-15, Harris 1-12.

Attendance: 51,113

## 1988 Sugar Bowl



**Syracuse** 16  
**Auburn** 16  
 January 1, 1988  
 Louisiana Superdome  
 New Orleans, Louisiana

A 9-1-1 regular-season record and the 1987 Southeastern Conference championship earned the Tigers a trip to New Orleans and a January 1 date with unbeaten Syracuse in the USF&G Sugar Bowl.

Sophomore place-kicker Win Lyle's 30-yard field goal with one second remaining in the game gave the Sugar Bowl the first tie in its 54-year history, a 16-16 deadlock.

The game that matched the best of the South against the best of the East — the sixth-ranked Tigers and the fourth-ranked Orangemen. Auburn's first touchdown was set up on a 58-yard flanker reverse pass from wide receiver Duke Donaldson to wide receiver Lawyer Tillman. With 5:45 remaining in the first quarter, quarterback Jeff Burger hit Tillman for a 17-yard score.

The Tigers held a 10-7 lead at halftime, but the Orangemen tied it at 10-10 by the end of the third quarter. Syracuse place-kicker Tim Vestling booted field goals of 32 and 38 yards in the fourth quarter while Auburn's Lyle was good on tries of 41 and 30 yards, the final kick tying the game for good.

Tillman, the game's leading receiver with six catches for 125 yards, was named the game's offensive MVP by ABC-TV.

The trip to New Orleans was Auburn's fourth New Year's Day bowl game in five years.

<b>Syracuse</b>	<b>0</b>	<b>7</b>	<b>3</b>	<b>6</b>	<b>—</b>	<b>16</b>
<b>Auburn</b>	<b>7</b>	<b>3</b>	<b>0</b>	<b>6</b>	<b>—</b>	<b>16</b>

AU - Tillman 17 pass from Burger (Lyle kick), 5:47, 1st  
 SU - Glover 12 pass from McPherson (Vestling kick), 14:54, 2nd  
 AU - Lyle 40 FG, 0:47, 2nd  
 SU - Vestling 27 FG, 5:34, 3rd  
 AU - Lyle 41 FG, 13:27, 4th  
 SU - Vestling 32 FG, 8:53, 4th  
 SU - Vestling 38 FG, 2:04, 4th  
 AU - Lyle 30 FG, 0:01, 4th

	<b>SU</b>	<b>AU</b>
<b>First Downs</b> .....	23	14
<b>Rushing Yards</b> .....	174	41
<b>Passing Yards</b> .....	140	229
<b>Passing (C-A-I)</b> .....	11-21-0	25-34-1
<b>Total Offense</b> .....	314	270
<b>Punts-Avg.</b> .....	5-35.6	6-44.8
<b>Fumbles/Lost</b> .....	2/0	1/0
<b>Penalty-Yards</b> .....	2-20	5-43
<b>Time of Possession</b> .....	37:35	22:25

**RUSHING: (SU)** Drummon 17-82, Johnston 14-50, McPherson 20-31, Owens 4-11; **(AU)** Danley 13-42, Ware 4-3, Weygand 1-(-2), Burger 4-(-2).

**PASSING: (SU)** McPherson 11-21-0-140 1 TD; **(AU)** Burger 24-33-1-171 1 TD, Donaldson 1-1-0-58.

**RECEIVING: (SU)** Glover 6-91 1 TD, Kane 2-30, Kelly 1-8, Johnston 1-6, Drummond 1-5; **(AU)** Danley 7-34, Tillman 6-125 1 TD, Donaldson 4-14, Reeves 3-20, Weygand 2-15, Ware 2-0, Bolton 1-15.

Attendance: 75,495



# Auburn Bowl History

## 1989 Sugar Bowl



**Florida State** 13  
**Auburn** 7

January 2, 1989  
Louisiana Superdome  
New Orleans, Louisiana

Auburn lost to Florida State 13-7 in one of the most exciting Sugar Bowls ever played.

The Tigers spotted FSU a 13-0 lead early in the second quarter, then came roaring back and almost overtook the

Seminoles in the final seconds of the game.

Seminole tailback Sammie Smith became the first back in more than two years to gain 100 yards rushing against Auburn.

Then the Tigers began their run. Auburn scored on a 20-yard pass from Reggie Slack to All-America tight end Walter Reeves to cut the FSU lead to six points.

<b>Florida St.</b>	<b>10</b>	<b>3</b>	<b>0</b>	<b>0</b>	<b>—</b>	<b>13</b>
<b>Auburn</b>	<b>0</b>	<b>7</b>	<b>0</b>	<b>0</b>	<b>—</b>	<b>7</b>

FSU - D. Williams 2 run (Andrews kick), 9:48, 1st  
FSU - Mason 35 FG, 5:57, 1st  
FSU - Mason 31 FG, 11:00, 2nd  
AU - Reeves 20 pass from Slack (Lyle kick), 4:09, 2nd

	<b>FSU</b>	<b>AU</b>
<b>First Downs</b> .....	21	18
<b>Rushing Yards</b> .....	148	108
<b>Passing Yards</b> .....	157	162
<b>Passing (C-A-I)</b> .....	14-27-1	19-33-3
<b>Total Offense</b> .....	305	270
<b>Punts-Avg.</b> .....	4-35.0	4-35.8
<b>Fumbles/Lost</b> .....	2/1	3/2
<b>Penalty-Yards</b> .....	6-45	5-65
<b>Time of Possession</b> .....	33:35	26:25

**RUSHING: (FSU)** Smith 24-115, Carter 7-25, Williams 7-16 1 TD, Butts 1-6, Floyd 1-5, Dawsey 1-0, S. Ferguson 6-(-19); **(AU)** Danley 19-68, Joseph 8-47, Harris 4-6, Weygand 1-(-4), Slack 4-(-9).

**PASSING: (FSU)** S. Ferguson 14-26-1-157, Johnson 0-1-0-0; **(AU)** Slack 19-33-3-162 1 TD.

**RECEIVING: (FSU)** Anthony 3-47, Carter 3-25, O'Malley 2-31, Williams 2-20, Dawsey 2-10, Johnson 1-16, Butts 1-8; **(AU)** Taylor 5-35, Danley 5-2, Tillman 4-48, Weygand 3-40, Reeves 2-37 1 TD.

Attendance: 61,934

The Tigers had another first half threat when linebacker Smokey Hodge intercepted an FSU pass and returned it to the FSU 25, but a fumble at the 12 cost Auburn a scoring opportunity.

Time and time again in the second half, the Auburn defense stopped Florida State scoring threats, and with three minutes left, the Tigers began their move to glory from their own four-yard line.

Auburn converted three fourth down plays as it moved down field, but with five seconds left, an intercepted pass ended Auburn's hopes of victory and gave Auburn a 1-1-1 record in three Sugar Bowl appearances under Coach Pat Dye.

## 1990 Hall of Fame Bowl



**Ohio State** 14  
**Auburn** 31

January 1, 1990  
Tampa Stadium  
Tampa, Florida

Reggie Slack led the No. 9-ranked Tigers to victory on New Year's Day as they defeated the Ohio State Buckeyes. Auburn started off slow with Slack throwing two interceptions in the first minutes of play. But when Stacy Danley

got the wind knocked out of him, the Tigers began playing a different game.

With the Buckeyes leading 14-3 in the second quarter, Shane Wasden returned a punt 34 yards to Ohio State's 33. As the clock was ticking down, Slack threw 11 yards to Greg Taylor for a touchdown.

In their first three possessions in the second half, the Tigers scored three times and led OSU 31-14. The big drive came in the second possession of third quarter with Auburn winning 17-14. The Tigers went 80 yards in 16 plays. On third and 11 at the OSU 41, Slack threw to

<b>Ohio State</b>	<b>7</b>	<b>7</b>	<b>0</b>	<b>0</b>	<b>—</b>	<b>14</b>
<b>Auburn</b>	<b>3</b>	<b>7</b>	<b>7</b>	<b>14</b>	<b>—</b>	<b>31</b>

OSU - Snow 1 run (O'Morrow kick), 6:50, 1st  
AU - Lyle 19 FG, 2:14, 1st  
OSU - B. Stableim 9 pass from Frey (O'Morrow kick), 13:36, 2nd  
AU - Taylor 11 pass from Slack (Lyle kick), 0:11, 2nd  
AU - Taylor 4 pass from Slack (Lyle kick), 9:50, 3rd  
AU - Slack 5 run (Lyle kick), 9:22, 4th  
AU - Casey 2 pass from Slack (Lyle kick), 7:20, 4th

	<b>OSU</b>	<b>AU</b>
<b>First Downs</b> .....	18	21
<b>Rushing Yards</b> .....	66	171
<b>Passing Yards</b> .....	232	141
<b>Passing (C-A-I)</b> .....	16-31-1	16-23-2
<b>Total Offense</b> .....	298	312
<b>Punts-Avg.</b> .....	7-41.1	5-40.8
<b>Fumbles/Lost</b> .....	1/0	1/0
<b>Penalty-Yards</b> .....	5-33	2-15
<b>Time of Possession</b> .....	28:13	31:47

**RUSHING: (OSU)** S. Graham 12-53, Snow 13-42 1 TD, Lee 2-0, Dumas 1-(-1), Frey 8-(-28); **(AU)** Danley 20-85, Williams 10-46, Joseph 7-43, Strong 2-7, A. Wright 1-4, Slack 5-(-14) 1 TD.

**PASSING: (OSU)** Frey 16-31-1-232 1 TD; **(AU)** Slack 16-22-2-141 3 TD, McIntosh 0-1-0-0.

**RECEIVING: (OSU)** J. Graham 5-103, Olive 4-55, Snow 3-30, Palmer 1-25, B. Stableim 1-9 1 TD, Lee 1-5, S. Graham 1-5; **(AU)** A. Wright 4-59, Taylor 4-33, 2 TD, Joseph 3-20, Casey 2-15, 1 TD, Wasden 1-9, Danley 1-8, Cherry 1-(-3).

Attendance: 61,934

# Auburn Bowl History

## 1990 Peach Bowl



**Indiana 23**  
**Auburn 27**

December 29, 1990  
Atlanta-Fulton County Stadium  
Atlanta, Georgia

Quarterback Stan White put the lid on a late Auburn come-from-behind win when he scampered one yard on a fourth-down bootleg to lift Auburn to a 27-23 win over Indiana in the 1990 Peach Bowl.

White's game-winning touchdown was his second of the day as the Tigers finished the 1990 season 8-3-1. For his efforts the freshman was named the Offensive MVP of the game. Auburn linebacker Darrel Crawford was named the Defensive MVP as the Tigers limited Indiana to just 220 yards total offense.

Auburn opened the scoring with White's first touchdown of the day, a six-yard run with 3:37 to play in the first quarter. Indiana tied the game at 7-7 on the final play of the first period when Trent Green scored from three yards out.

Auburn scored on an 11-yard White to Alex Smith pass and tacked on a 26-yard Jim Von Wyl field goal to take a 17-10 lead into the half.

Following a scoreless third period, the Hoosiers took a 23-17 lead into the game's final minutes on the strength of two more touchdown runs by Green. Green's third touchdown of the day came with just 2:27 to play.

White and receiver Herbert Casey converted on a pair of critical third down situations on Auburn's final drive of the game to set up White's game winner in the last bowl game Auburn would play with Pat Dye as head coach.

White and receiver Herbert Casey converted on a pair of critical third down situations on Auburn's final drive of the game to set up White's game winner in the last bowl game Auburn would play with Pat Dye as head coach.

Indiana	7	3	0	13	—	23
Auburn	7	10	0	10	—	27

AU - White 5 run (Von Wyl kick), 11:23, 1st  
IU - Green 3 run (Bonnell kick), 0:00, 1st  
AU - Smith 11 pass from White (Von Wyl kick), 12:09, 2nd  
IU - Bonnell 42 FG, 5:57, 2nd  
AU - Von Wyl 26 FG, 1:23, 2nd  
AU - Von Wyl 43 FG, 11:34, 4th  
IU - Green 2 run (run failed), 6:32, 4th  
IU - Green 6 run (Bonnell kick), 2:27, 4th  
AU - White 1 run (Von Wyl kick), 0:39, 4th

	IU	AU
First Downs	15	24
Rushing Yards	121	89
Passing Yards	99	351
Passing (C-A-I)	10-19-0	31-48-0
Total Offense	220	440
Punts-Avg.	5-41.4	3-23.0
Fumbles/Lost	1/1	2/2
Penalty-Yards	6-55	12-75
Time of Possession	31:51	28:09

**RUSHING:** (IU) Dunbar 21-81, Thompson 5-17, Miller 3-16, Green 14-7 3 TD; (AU) Williams 12-52, Smith 5-24, Joseph 5-20, Richardson 3-4, White 5-(-2) 2 TD.

**PASSING:** (IU) Green 10-19-0-99; (AU) White 31-48-0-351 1 TD.

**RECEIVING:** (IU) Thomas 3-43, Turner 3-26, Coleman 2-26, Dunbar 2-4; (AU) Hall 9-74, Casey 7-159, Baxter 4-22, Wasden 3-21, Hines 2-25, Joseph 2-16, Williams 2-12, Smith 1-11 1 TD, Overton 1-11.

Attendance: 38,912

## 1996 Outback Bowl



**Penn State 43**  
**Auburn 14**

January 1, 1996  
Tampa Stadium  
Tampa, Florida

Under dark skies and incessant rain, Auburn's first bowl appearance in five years was anything but pleasant. Penn State routed the Tigers, 43-14.

Penn State opened the game with a 64-yard drive, but was stopped at the Auburn one after three downs inside the Tiger five. Brett Conway converted a 19-yard field goal for a 3-0 lead.

Richardson was intercepted by Dell McGee at the Penn State 36. Five downs later, Nix connected with freshman receiver Robert Baker for a 25-yard touchdown and a 7-3 lead.

Conway field goals of 22- and 38-yards put Penn State on top to stay at 9-7.

Auburn took possession deep in its own territory with 1:43 remaining in the half. On third down with 19 seconds left, Nix, on the run, threw an ill-advised pass down the sideline that fell into the hands of free safety Kim Herring.

Penn State quickly went to work. Richardson completed a 43-yard pass down the left sideline to Joe Jurevicius at the Auburn eight. With five seconds left, Richardson found running back Mike Archie over the middle for a score.

The Nittany Lions scored on all four possessions in the third quarter. In the first drive, Richardson capped an eighty-yard effort with a nine-yard strike to Engram.

Midway through the fourth, following a Penn State fumble, Auburn mounted a 43-yard scoring drive. Fullback Kevin McLeod raced up the middle for a touchdown and a final margin of 43-14.

Penn State	3	13	27	0	—	43
Auburn	0	7	0	7	—	14

PSU - Conway 19 FG, 8:18, 1st  
AU - Baker 25 pass fro Nix (Hawkins kick), 12:39, 2nd  
PSU - Conway 22 FG, 9:14, 2nd  
PSU - Conway 38 FG, 1:43, 2nd  
PSU - Archie 8 pass from Richardson (Conway kick), 0:05, 2nd  
PSU - Engram 9 pass from Richardson (Conway kick), 9:51, 3rd  
PSU - Pitts 4 pass from Richardson (pass failed), 7:27, 3rd  
PSU - Enis 1 run (Conway kick), 4:20, 3rd  
PSU - Engram 20 pass from Richardson (Conway kick), 3:21, 3rd  
AU - McLeod 12 run (Hawkins kick), 5:49, 4th

	PSU	AU
First Downs	22	19
Rushing Yards	266	220
Passing Yards	221	94
Passing (C-A-I)	14-29-1	8-33-2
Total Offense	487	314
Punts-Avg.	4-35.7	8-39.1
Fumbles/Lost	1/0	5/2
Penalty-Yards	6-35	5-39
Time of Possession	32:11	27:49

**RUSHING:** (PSU) Pitts 15-118, Milne 12-82, Archie 5-41, Enis 12-24, 1 TD, Sload 2-4, Ebery 1-(-1), McQueary 1-(-1), D.Ostrosky 1-(-1); (AU) Davis 12-119, Morrow 10-39, Craig 11-34, McLeod 2-20 1 TD, Beasley 2-9, Goodson 0-4, Nix 3-(-5).

**PASSING:** (PSU) Richardson 13-24-1-217 4 TD, McQueary 1-4-0-4, Archie 0-1-0-0; (AU) Nix 5-25-2-48 1 TD, Craig 3-8-0-46.

**RECEIVING:** (PSU) Engram 4-113 2 TD, Olsommer 2-21, Scott 2-17, Archie 2-14 1 TD, Jurevicius 1-43, Milne 1-5, Pitts 1-4 1 TD, Stephenson 1-4; (AU) Bailey 1-32, Baker 1-25 1 TD, Dillard 1-12, Hand 1-8, Goodson 1-8, Gosha 1-5, Fuller 1-4, McLeod 1-2.

Attendance: 65,313

# Auburn Bowl History

## 1996 Independence Bowl



**Army** 29  
**Auburn** 32

December 31, 1996  
Independence Stadium  
Shreveport, Louisiana

Army's J. Parker's 27-yard field goal attempt with 29 seconds remaining sailed wide right as Auburn held off a late Cadet charge to win the 1996 Independence Bowl, 32-29.

In winning its first bowl game in six years, Auburn utilized the talents of quarterback Dameyune Craig. Craig threw for an Independence and Auburn bowl record 370 yards while rushing for 75 more in earning Offensive MVP honors.

Craig led Auburn to the game's first 20 points, throwing touchdown strikes to Tyrone Goodson (30 yards) and Willie Gosha (seven yards) and setting up a pair of Jaret Holmes field goals.

Meanwhile, the Tiger defense held Army's option attack in check for most of the first half. The Cadet's finally got on the scoreboard when Bobby Williams scored with 1:27 remaining in the first half to make it 20-7, Auburn.

Auburn built its lead to 32-7 in the third quarter on a 33-yard scramble by Craig and an 18-yard burst by Rusty Williams. Two-point attempts after both scores failed.

Army made a valiant comeback in the fourth quarter as Demetrius Perry and Bobby Williams both scored touchdowns to cut Auburn's lead to 32-21 with 5:52 left. Cadet quarterback Ronnie McAda then found Rod Richardson on a 30-yard catch-and-run for another touchdown with 1:27 remaining. Williams' two-point run made the score 32-29.

After recovering the ensuing on-side kick and moving the ball to Auburn's 10, Army tried the 27-yard field goal attempt by Parker on third down.

<b>Army</b>	<b>0</b>	<b>7</b>	<b>0</b>	<b>22</b>	<b>—</b>	<b>29</b>
<b>Auburn</b>	<b>10</b>	<b>10</b>	<b>12</b>	<b>0</b>	<b>—</b>	<b>32</b>

AU - Holmes 31 FG, 10:59, 1st  
AU - Goodson 30 pass from Craig (Holmes kick), 5:20, 1st  
AU - Gosha 7 pass from Craig (Holmes kick), 12:17, 2nd  
AU - Holmes 49 FG, 3:15, 2nd  
ARMY - B.Williams 3 run (Parker kick), 1:15, 2nd  
AU - Craig 33 run (pass failed), 8:51, 3rd  
AU - R.Williams 18 run (pass failed), 1:04, 3rd  
ARMY - Perry 12 run (Parker kick), 12:44, 4th  
ARMY - B.Williams 1 run (Parker kick), 5:52, 4th  
ARMY - Richardson 30 pass from McAda (B.Williams run), 1:27, 4th

	<b>ARMY</b>	<b>AU</b>
First Downs	21	27
Rushing Att.-Yards	58-239	36-161
Passing Yards	148	370
Passing (C-A-I)	9-16-0	24-42-1
Total Offense	387	531
Punts-Avg.	6-43.0	2-41.5
Fumbles/Lost	1/1	3/2
Penalty-Yards	3-20	5-47
3rd Down Conv.	4-of-13	7-of-16
Time of Possession	30:12	29:48

**RUSHING: (ARMY)** Perry 19-80 1 TD, B.Williams 11-79 2 TD, McAda 13-46, Brizic 9-33, Hewitt 5-21, Thomas 1-(-20); **(AU)** Craig 13-75 1 TD, R.Williams 12-72 1 TD, Beasley 8-5, McLeod 2-5, Cooper 1-4.

**PASSING: (ARMY)** McAda 9-16-0-148 1 TD; **(AU)** Craig 24-42-1-370 2 TD.

**RECEIVING: (ARMY)** B.Williams 3-74, Richardson 2-59 1 TD, Thomas 1-13, Brizic 1-6, Leshinski 1-5, Perry 1-(-9); **(AU)** Gosha 10-132 1 TD, Baker 5-103, Bailey 4-39, Goodson 2-78 1 TD, Cooper 2-15, McCovery 1-3.

Attendance: 41,366

## 1998 Peach Bowl



**Clemson** 17  
**Auburn** 21

January 2, 1998  
Georgia Dome  
Atlanta, Georgia

Auburn scored 15 fourth-quarter points to support a tenacious Tiger defensive effort in a 21-17 Peach Bowl win over Clemson.

Auburn trailed 17-6 entering the final stanza, but cut the lead to 17-12 on Dameyune Craig's 22-yard scramble early in the quarter.

Five minutes later, Rusty Williams put the Tigers ahead to stay, 18-17, with a seven-yard run. Jaret Holmes added a 22-yard field goal, his third of the day, with 4:11 left.

Auburn's defense dominated the game, holding Clemson under 100 yards in both rushing (60) and passing (86) and to just 146 yards total.

Auburn held Clemson to just four first downs and had just one of 14 third-down attempts converted against it.

Holmes' career-long 52-yard field goal gave Auburn a 3-0 with 9:49 left in the first quarter. But Clemson took the lead midway through the second quarter after blocking a Holmes' punt. Chad Speck returned the block 18 yards for a touchdown and a 7-3 Clemson lead.

Auburn trimmed the lead to 7-6 with a 24-yard Holmes field goal before halftime, but another blocked punt set up another Clemson touchdown with 5:15 left in the third.

<b>Clemson</b>	<b>0</b>	<b>7</b>	<b>10</b>	<b>0</b>	<b>—</b>	<b>17</b>
<b>Auburn</b>	<b>3</b>	<b>3</b>	<b>0</b>	<b>15</b>	<b>—</b>	<b>21</b>

AU - Holmes 52 FG, 9:49, 1st  
CU - Speck 18 blocked punt return (Richardson kick), 6:31, 2nd  
AU - Holmes 24 FG, 4:15, 2nd  
CU - Witherspoon 2 run (Richardson kick), 5:15, 3rd  
CU - Richardson 48 FG, 1:48, 3rd  
AU - Craig 22 run (pass failed), 13:29, 4th  
AU - R.Williams 7 run (pass failed), 8:45, 4th  
AU - Holmes 22 FG, 4:11, 4th

	<b>CU</b>	<b>AU</b>
First Downs	4	18
Rushing Att.-Yards	27-60	36-107
Passing Yards	86	259
Passing (C-A-I)	11-25-1	15-44-0
Total Offense	146	366
Punts-Avg.	9-43.7	6-25.8
Fumbles/Lost	1/0	1/1
Penalty-Yards	5-59	7-63
3rd Down Conv.	1-of-14	5-of-18
Time of Possession	28:06	31:54

**RUSHING: (CU)** Priestler 19-74, Austin 3-3, Witherspoon 1-2 1 TD, Greene 4-(-7); **(AU)** R.Williams 18-71 1 TD, Craig 9-25 1 TD, Carter 4-7, Beasley 5-4.

**PASSING: (CU)** Greene 11-25-1-86; **(AU)** Craig 15-44-0-259.

**RECEIVING: (CU)** Austin 3-32, Horne 2-10, Hall, 2-6, Wofford, 2-5, Gardner 1-27, Lawyer 1-6; **(AU)** Bailey 4-119, Goodson 4-65, Poor 4-43, R.Williams 1-33, Lowe 1-8, Beasley 1-(-9).

Attendance: 71,212



# Auburn Bowl History

## 2001 Florida Citrus Bowl



**Auburn** 28  
**Michigan** 31  
 January 1, 2001  
 Florida Citrus Bowl  
 Orlando, Florida

The 20th-ranked Auburn Tigers made a late fourth quarter charge, but fell short, losing to 17th-ranked Michigan Wolverines, 31-28, in the Capital One Florida Citrus Bowl.

The Tigers utilized the arm of senior quarterback Ben Leard who set two Auburn bowl records by throwing for 394 yards and three touchdowns. Answering a first quarter 31-yard Wolverine touchdown pass from Drew Henson to David Terrell, Leard threw his first of touchdown to Ronney Daniels in the second quarter to tie the game at 7-7.

Auburn took the lead as Leard hit senior Clifton Robinson on a 20-yard touchdown with 11:04 before the half. But, Henson connected on a four-yard pass to B.J. Askew to tie the game at 14-14. Michigan regained the lead on an 11-yard scamper from Anthony Thomas to end the first half at 21-14.

Michigan built its lead to 28-14 in the third quarter as Thomas, named the game's MVP, entered the endzone on a 25-yard burst,

<b>Auburn</b>	<b>0</b>	<b>14</b>	<b>7</b>	<b>7</b>	<b>—</b>	<b>28</b>
<b>Michigan</b>	<b>7</b>	<b>14</b>	<b>10</b>	<b>0</b>	<b>—</b>	<b>31</b>

UM - Terrell 31 pass from Henson (Epstein kick), 6:27, 1st  
 AU - Daniels 19 pass from Leard (Duval kick), 14:17, 2nd  
 AU - C. Robinson 20 pass from Leard (Duval kick), 11:04, 2nd  
 UM - Askew 4 pass from Henson (Epstein kick), 6:41, 2nd  
 UM - Thomas 11 run (Epstein kick), 0:54, 2nd  
 UM - Thomas 25 run (Epstein kick), 6:41, 3rd  
 AU - Johnson 12 run (Duval kick), 4:08, 3rd  
 UM - Epstein 41 field goal, 1:35, 3rd  
 AU - Green 21 pass from Leard (Duval kick), 2:26, 4th

	<b>AU</b>	<b>UM</b>
<b>First Downs</b> .....	23	21
<b>Rushing Att.-Yards</b> .....	35-92	42-159
<b>Passing Yards</b> .....	394	294
<b>Passing (C-A-I)</b> .....	28-37-2	15-21-0
<b>Total Offense</b> .....	486	453
<b>Punts-Avg.</b> .....	3-42.7	4-43.5
<b>Fumbles/Lost</b> .....	2/1	2/1
<b>Penalty-Yards</b> .....	7-60	2-20
<b>Time of Possession</b> .....	30:03	29:57

**RUSHING:** (AU) Johnson 25-85 (TD), Evans 3-16, C. Robinson 1-4, Carter 2-(-2), Leard 4-(-11); (UM) Thomas 32-182 (2 TD), Bellamy 3-13, Cross 1-0, Henson 6-(-36).  
**PASSING:** (AU) Leard 28-37-2, 394 (3 TD); (UM) Henson 15-20-0, 294 (2 TD), Thomas 0-1-0, 0.  
**RECEIVING:** (AU) Daniels 7-98 (TD), Willis 5-69, Evans 4-51, Green 4-49 (TD), C. Robinson 3-70 (TD), Carter 3-42, Johnson 2-15; (UM) Terrell 4-136 (TD), Walker 4-100, Thomas 4-32, Askew 3-26 (TD).  
**Attendance:** 66,928

his longest of the day. Auburn junior running back Rudi Johnson crossed the goal line with 4:08 to go in the third, to bring Auburn within seven, 28-21. The Wolverines connected on a 41-yard field goal by Hayden Epstein to increase their lead to 31-21 to end the quarter.

Leard responded by connecting with freshman Deandre Green on a 21-yard pass in the endzone to trim Michigan's lead to three, 31-28, with 2:26 to go.

Duval's ensuing on-side kick was recovered by Michigan and the Wolverines ran out the clock to earn the 31-28 win.

Leard was named Auburn's offensive MVP while Javor Mills, who recorded six tackles and two sacks, was the Tigers' defensive MVP.

## 2001 Chick-fil-A Peach Bowl



**Auburn** 10  
**North Carolina** 16  
 December 31, 2001  
 Georgia Dome  
 Atlanta, Georgia

A New Year's Eve invitation to the Chick-fil-A Peach Bowl pitted 7-4 Auburn against 7-5 North Carolina. In a defensive battle, North Carolina held off a late fourth quarter charge to beat Auburn, 16-10, in the Georgia Dome in Atlanta.

In the first quarter, North Carolina recovered a fumble and returned it 18 yards to the Tiger 10-yard line. Two plays later, North Carolina tailback Willie Parker took the ball off right end for the UNC touchdown.

The only other score in the half came when the Tar Heels drove the ball 84 yards resulting in a field goal by kicker Jeff Reed.

North Carolina came out of halftime and added to their lead as Peach Bowl Offensive MVP QB Ronald Curry scrambled 62 yards for a touchdown putting UNC ahead 16-0.

The Auburn defense responded well, not allowing any more points for the rest of the game and treated football fans to a play that will be remembered in Auburn football history.

An errant Darian Durant pass was snatched out of the air by whip Karlos Dansby as he was falling out of bounds. Dansby then tossed the ball to linebacker Dontarrious Thomas to complete an amazing interception. The play was later nominated for the ESPY Awards' "Most Spectacular Play" of the year.

The Auburn offense, feeding off the momentum from the interception, moved the ball down the field. Jason Cambell connected with Casinious Moore on an 11-yard pass that set up Damon Duval's 34-yard field goal with 13:16 left in the game.

After recovering a muffed snap late in the fourth quarter, backup QB Daniel Cobb connected with tight end Lorenzo Diamond, who rumbled 12 yards for an Auburn touchdown, pulling the Tigers within six points.

North Carolina recovered the ensuing onside kick to hold on for the 16-10 win.

<b>N. Carolina</b>	<b>7</b>	<b>3</b>	<b>6</b>	<b>0</b>	<b>—</b>	<b>16</b>
<b>Auburn</b>	<b>0</b>	<b>0</b>	<b>0</b>	<b>10</b>	<b>—</b>	<b>10</b>

UNC - Parker 10 run (Reed kick), 9:34, 1st  
 UNC - Reed 22 field goal, 0:55, 2nd  
 UNC - Curry 62 run (Reed kick failed), 8:25, 3rd  
 AU - Duval 34 field goal, 13:16, 4th  
 AU - Diamond 12 pass from Cobb (Duval kick), 1:18, 4th

	<b>UNC</b>	<b>AU</b>
<b>First Downs</b> .....	12	12
<b>Rushing Att.-Yards</b> .....	40-174	32-31
<b>Passing Yards</b> .....	114	145
<b>Passing (C-A-I)</b> .....	13-21-1	18-28-2
<b>Total Offense</b> .....	288	186
<b>Punts-Avg.</b> .....	3-39.8	9-49.3
<b>Fumbles/Lost</b> .....	1/1	0/0
<b>Penalty-Yards</b> .....	9-73	4-26
<b>3rd Down Conv.</b> .....	4-of-15	2-of-13
<b>Time of Possession</b> .....	32:02	27:58

**RUSHING:** (UNC) Parker 19-131 (TD), Curry 10-67, Lewis 3-6, Williams 2-0, Team 3-(-5), Durant 2-(-12), Lafferty 1-(-13); (AU) Brown 6-28, Butler 8-22, Moore 5-21, Campbell 8-1, Johnson 1-0, Carter 1-(-7), Team 3-(-34).  
**PASSING:** (UNC) Durant 7-14-1, 76; Curry 5-6-0, 25; Lafferty 1-1-0, 13; (AU) Campbell 12-18-1, 74; Cobb 6-10-1, 71 (TD).  
**RECEIVING:** (UNC) Aiken 7-73, Parker 3-24, Davis 3-17; (AU) Daniels 3-21, Willis 3-17, Diamond 2-17 (TD), Moore 2-16, Walkins 2-16, Johnson 2-14, Carter 1-21, Raliff 1-18, McIntyre 1-8, Brown 1-(-4).  
**Attendance:** 71, 827



# Auburn Bowl History

## 2003 Capital One Bowl



**Auburn** 13  
**Penn State** 9

January 1, 2003  
Florida Citrus Bowl  
Orlando, Florida

On a warm and windy day in Orlando, the 19th-ranked Auburn Tigers knocked off 10th-ranked Penn State behind a stymieing defense and Capital One Bowl MVP Ronnie Brown's 184 yard, two touchdown performance.

Penn State's Larry Johnson, who finished third in the Heisman Trophy balloting, was unable to get on track as Auburn's defense limited him to only 72 yards on 20 carries.

Auburn fumbled on its first possession giving Penn State the ball on the 15-yard line, but the Nittany Lions were forced to settle for a 21-yard Robbie Gould field goal.

The Auburn defense held the Nittany Lion's offense the rest of the half, allowing only a 27-yard field goal by Gould.

After a sluggish first half, the Tigers came out in the third quarter with a run-dominated offensive scheme and Ronnie Brown punished the Penn State defenders to the tune of 119 second half yards.

Auburn took its first possession of the second half and marched 74 yards, scoring on a one-yard Brown touchdown run, which put Auburn ahead, 7-6. The fast Tiger defense took control, allowing Penn State only 31 yards of offense in the third quarter.

Penn State replaced quarterback Zack Mills with Michael Robinson who sparked the Nittany Lion offense to a fourth quarter field goal, putting Penn State up 9-7.

On Auburn's next possession, Damon Duval's punt was downed at the one-yard line pinning Penn State deep in their own territory.

After a short punt by Penn State, Auburn drove the ball inside the red zone, where Ronnie Brown bounced a run to the outside taking it 17 yards for the game winning touchdown.

Brown's 184 yards rushing were the most ever by an Auburn player in a bowl, and it was the most yards rushing of anyone in the 2003 bowl season. Dontarrious Thomas was named the game's defensive MVP after helping hold Penn State to just 268 yards.

<b>Penn State</b>	<b>3</b>	<b>3</b>	<b>0</b>	<b>3</b>	<b>—</b>	<b>9</b>
<b>Auburn</b>	<b>0</b>	<b>0</b>	<b>7</b>	<b>6</b>	<b>—</b>	<b>13</b>

PSU - Gould 21 field goal, 10:26, 1st  
PSU - Gould 27 field goal, 1:44, 2nd  
AU - Brown 1 run (Duval kick), 3:52, 3rd  
PSU - Gould 31 field goal, 10:10, 4th  
AU - Brown 17 run (pass failed), 2:19, 4th

	<b>PSU</b>	<b>AU</b>
<b>First Downs</b> .....	15	12
<b>Rushing Att.-Yards</b> .....	36-170	50-200
<b>Passing Yards</b> .....	98	78
<b>Passing (C-A-I)</b> .....	10-27-1	10-17-1
<b>Total Offense</b> .....	268	278
<b>Punts-Avg.</b> .....	5-38.2	4-48.2
<b>Fumbles/Lost</b> .....	2/1	3/1
<b>Penalty-Yards</b> .....	7-68	9-84
<b>3rd Down Conv.</b> .....	3-of-14	7-of-16
<b>Time of Possession</b> .....	27:49	32:11

**RUSHING: (PSU)** Johnson 20-72, Mills 9-56, M. Robinson 5-30, Smith 1-10, Jefferson 1-2; **(AU)** Brown 37-184 (2 TD), Smith 5-10, Campbell 8-6.

**PASSING: (PSU)** Mills 8-24-1, 67; M. Robinson 2-3-0, 31; **(AU)** Campbell 10-17-1, 78.

**RECEIVING: (PSU)** T. Johnson 2-54, Kranchick 2-15, L. Johnson 2-8, M. Robinson 2-7, McHugh 1-8, Williams 1-6; **(AU)** Aromashodu 2-18, R. Johnson 2-17, Diamond 1-11, Obomanu 1-11, Daniels 1-9, M. Willis 1-6, Smith 1-5, Brown 1-1.

Attendance: 66,334

## 2003 Gaylord Hotels Music City Bowl



**Wisconsin** 14  
**Auburn** 28

December 31, 2003  
The Coliseum  
Nashville, Tennessee

With the combination of a stellar defensive performance that included six sacks and the leadership of MVP Jason Campbell, Auburn put together 14 fourth-quarter points en route to a 28-14 Music City Bowl win over Wisconsin.

After a scoreless first period, Wisconsin started the second quarter by driving to the Auburn seven-yard line where the Badgers had a first and goal, but Auburn's defense forced Wisconsin to settle for a 20-yard field goal for a 3-0 lead.

Auburn responded on the next drive as Ronnie Brown gained 43 yards on six carries culminating with a one-yard touchdown to give the Tigers a 7-3 lead. Wisconsin managed another field goal before the half to make the score 7-6 at the intermission.

Auburn struck first in the second half, going 80 yards on 16 plays and taking 7:16 off the clock. Carnell Williams finished the drive with a one-yard plunge up the middle for the touchdown.

In the fourth quarter, Jim Sorgi led Wisconsin on a 52-yard drive, capping it with a 12-yard pass to Lee Evans for a touchdown and a two-point conversion pass to tie the game at 14.

The Badgers seemed to have the momentum in their favor until Carlos Rogers deflected a pass that Will Herring intercepted on the Auburn 13-yard line. Two plays later, Campbell connected with Jeris McIntyre on third and eight for a 51-yard gain to the Wisconsin 34-yard line. It took Auburn just three more plays to put it in the end zone as

Brown scored for the second time from two yards out.

Auburn put an exclamation point on the game during the ensuing Wisconsin drive when Reggie Torbor and Karlos Dansby sandwiched Sorgi, causing a fumble. T.J. Jackson recovered it, and two plays later Auburn put the final points on the board with a one-yard run by Williams to make the score 28-14.

Campbell passed for 138 yards, rushed for 67 yards and engineered two fourth-quarter scoring drives. Auburn's defense held Wisconsin to 261 yards. Torbor collected 2.5 sacks and Dansby totaled a team-high 10 tackles including 1.5 sacks.

<b>Wisconsin</b>	<b>0</b>	<b>6</b>	<b>0</b>	<b>8</b>	<b>—</b>	<b>14</b>
<b>Auburn</b>	<b>0</b>	<b>7</b>	<b>7</b>	<b>14</b>	<b>—</b>	<b>28</b>

UW - Allen 20 field goal, 9:44, 2nd  
AU - Brown 1 run (Vaughn kick), 4:37, 2nd  
UW - Allen 35 field goal, 2:42, 2nd  
AU - Williams 1 run (Vaughn kick), 1:32, 3rd  
UW - Evans 12 pass from Sorgi (Daniels pass from Sorgi), 8:52, 4th  
AU - Brown 2 run (Vaughn kick), 3:30, 4th  
AU - Williams 1 run (Vaughn kick), 1:37, 4th

	<b>UW</b>	<b>AU</b>
<b>First Downs</b> .....	18	15
<b>Rushing Att.-Yards</b> .....	37-128	40-203
<b>Passing Yards</b> .....	203	157
<b>Passing (C-A-I)</b> .....	17-29-1	11-23-1
<b>Total Offense</b> .....	331	360
<b>Punts-Avg.</b> .....	4-38.5	8-45.2
<b>Fumbles/Lost</b> .....	0/0	0/0
<b>Penalty-Yards</b> .....	4-25	8-66
<b>3rd Down Conv.</b> .....	6-of-14	6-of-14
<b>Time of Possession</b> .....	31:00	29:00

**RUSHING: (UW)** Davis 17-77, Evans 3-19, Bernstein 1-2, Smith 4-1, Stocco 1-(-14), Sorgi 10-(-26); **(AU)** Williams 18-68 (2 TD), Campbell 9-67, Brown 13-62 (2 TD).

**PASSING: (UW)** Sorgi 13-22-1, 169 (TD); Stocco 4-7-0, 34; **(AU)** Campbell 10-22-1, 138; Williams 1-1-0, 19.

**RECEIVING: (UW)** Williams 6-57, Evans 4-51, Charles 3-48, Daniels 1-14, Bernstein 1-8, Smith 1-6; **(AU)** McIntyre 3-74, Daniels 3-40, Johnson 2-21, Taylor 1-13, Obomanu 1-6, Brown 1-3.

Attendance: 55,109

# Auburn Bowl History

## 2005 NOKIA Sugar Bowl



**Virginia Tech 13**  
**Auburn 16**

January 3, 2005  
Louisiana Superdome  
New Orleans, Louisiana

Auburn completed a perfect season as the No. 3 Tigers held off a late Virginia Tech rally for a 16-13 victory in the NOKIA Sugar Bowl at the Louisiana Superdome. The win improved the Tigers' record to 13-0

and ensured the first 13-win season in school history.

Auburn, just the seventh team to go undefeated in league play since the Southeastern Conference went to divisional play in 1992, jumped out to a 16-0 lead in the first three quarters before the Hokies got on the board. Two late fourth-quarter scores allowed Virginia Tech back into the game, but an onside kick with two minutes left was recovered by the Tigers.

Jason Campbell, voted the NOKIA Sugar Bowl's Most Valuable Player, threw for 189 yards on 11-of-16 passing and one score. Campbell, who played his last game in an Auburn uniform, connected with Devin Aromashodu on a 5-yard touchdown pass late in the third quarter, giving the Tigers a 16-0 advantage.

The tandem of senior running backs Ronnie Brown and Carnell Williams rushed for 68 and 61 yards, respectively.

Placekicker John Vaughn connected on three field goals in the first half from 23, 19 and 24 yards to send the Tigers to a 9-0 lead entering halftime. The three field goals tied an Auburn record in a bowl game, last set by Jaret Holmes at the 1998 Peach Bowl.

After Campbell connected with Aromashodu for a 16-0

Virginia Tech	0	0	0	13	—	13
Auburn	6	3	7	0	—	16

AU - Vaughn 23 field goal, 8:44, 1st  
AU - Vaughn 19 field goal, 1:10, 1st  
AU - Vaughn 24 field goal, 1:50, 2nd  
AU - Aromashodu 5 pass from Campbell (Vaughn kick), 10:39, 3rd  
VT - Morgan 29 pass from Randall (Randall pass failed), 6:58, 4th  
VT - Morgan 80 pass from Randall (Pace kick), 2:01, 4th

	VT	AU
First Downs	19	14
Rushing Att.-Yards	22-76	43-110
Passing Yards	299	189
Passing (C-A-I)	21-38-2	11-16-1
Total Offense	375	299
Punts-Avg.	5-35.2	4-43.0
Fumbles/Lost	0/0	1/1
Penalty-Yards	7-57	4-35
3rd Down Conv.	3-of-12	6-of-15
Time of Possession	26:26	33:34

**RUSHING:** (VT) Randall 9-45, Imoh 6-16, Humes 6-10, Hamilton 1-5; (AU) Brown 14-68, C. Williams 19-61.

**PASSING:** (VT) Randall 21-38-2, 299 (2TD); (AU) J. Campbell 11-16-1, 189 (TD).

**RECEIVING:** (VT) Hyman 5-71, Morgan 3-126 (2 TD), Royal 3-37, King 3-12, Clowney 2-23, Mazzetta 1-20, Humes 1-10; (AU) Taylor 5-87, Mix 2-68, C. Williams 2-(-6), Wallace 1-35, Aromashodu 1-5 (TD).

Attendance: 77,349

AU lead, Virginia Tech's Josh Morgan found the end zone twice -- the first on a 29-yard reception from Bryan Randall and the second on an 80-yarder with two minutes to play.

The win gave Auburn three straight bowl game victories, a first for the school since 1982-84. It also sent Auburn to its 15th straight victory dating back to the 2003 season, the program's longest since 1993-94 and second longest streak in school history. The 15 consecutive wins gave the Tigers national prominence as the third-longest in the nation at the end of the season, trailing only Southern California and Utah.

## 2006 Capital One Bowl



**Wisconsin 24**  
**Auburn 10**

January 2, 2006  
Citrus Bowl  
Orlando, Florida

Brian Calhoun rushed for 213 yards and one touchdown and John Stocco passed for 301 yards and two scores as Wisconsin defeated Auburn, 24-10, in the 2006 Capital One Bowl. The loss snapped Auburn's three-game bowl winning streak.

ing streak.

Wisconsin took a 17-0 lead into halftime, but the Tigers scored 10 straight points to pull within 17-10 early in the fourth quarter. Brandon Cox found Courtney Taylor for a 9-yard score at the 14:49 mark of the fourth to pull Auburn within seven.

However, Calhoun rushed for a 33-yard touchdown less than two minutes later, giving the Badgers the final 24-10 outcome.

Cox finished 15-of-33 for 137 yards and one touchdown, while Kenny Irons rushed for 88 yards -- giving him 1,293 on the season - the sixth-best single-season mark in Auburn history.

Ben Obomanu ended his Auburn career with five receptions for 62 yards. His senior counterpart, Anthony Mix, caught two passes for 11 yards, giving him 1,010 yards in his career.

Wisconsin opened the game's scoring when Stocco found Brandon Williams on a 30-yard reception at the 7:55 mark of the first quarter.

UW's Taylor Mehlhaff connected on his only field goal of the day, a 19-yarder, at the end of the first quarter, then watched as Stocco found

Owen Daniels for a 13-yard touch-

down pass in the second quarter. John Vaughn connected on a 19-yard field goal, his 12th of the season, in the third quarter to put Auburn on the board.

Defensively, David Irons led the Tigers with 11 tackles.

Senior Wayne Dickens posted his second multiple-sack game of the season, finishing with two, while Stanley McClover had one.

Wisconsin	10	7	0	7	—	24
Auburn	0	0	3	7	—	10

UW - B. Williams 30 pass from Stocco (Mehlhaff kick), 7:55, 1st  
UW - Mehlhaff 19 field goal, 0:21, 1st  
UW - Daniels 13 pass from Stocco (Mehlhaff kick), 7:19, 2nd  
AU - Vaughn 19 field goal, 11:54, 3rd  
AU - Taylor 9 pass from Cox (Vaughn kick), 14:49, 4th  
UW - Calhoun 33 run (Mehlhaff kick), 13:22, 4th

	UW	AU
First Downs	24	19
Rushing Att.-Yards	42-247	35-99
Passing Yards	301	137
Passing (C-A-I)	15-27-0	15-33-1
Total Offense	69-548	68-236
Punts-Avg.	3-45.3	6-45.7
Fumbles/Lost	2/1	1/1
Penalty-Yards	7-56	5-35
3rd Down Conv.	7-of-15	4-of-14
Time of Possession	31:48	29:12

**RUSHING:** (UW) Calhoun 20-213 (TD), B. Williams 4-35, Walker 2-9, Team 1-0, Stocco 5-(-10); (AU) K. Irons 22-88, Lester 7-31, Obomanu 1-8, Cox 5-(-28).

**PASSING:** (UW) Stocco 15-27-0, 301 (2TD); (AU) Cox 15-33-1, 137 (TD).

**RECEIVING:** (UW) B. Williams 6-173 (TD), Orr 4-74, Daniels 3-46 (TD), Calhoun 1-8, J. Walker 1-0; (AU) Obomanu 5-62, Aromashodu 2-16, Taylor 2-14 (TD), Mix 2-11, K. Irons 1-21, Lester 1-9, Wallace 1-4, Slaughter 1-0.

Attendance: 57,221

# Auburn Bowl History

## 2007 AT&T Cotton Bowl Classic



**Auburn** 17  
**Nebraska** 14

January 1, 2007  
Cotton Bowl  
Dallas, Texas

John Vaughn's 42-yard field goal in the third quarter proved to be the game winner as Auburn took the 71st AT&T Cotton Bowl Classic with a 17-14 victory over Nebraska in Dallas.

Vaughn connected on his 20th field goal of the season at the 6:20 mark of the third quarter, the game's only points of the second half, to give Auburn its 11th win of the season for the fourth time in school history.

The Auburn defense was stout against Nebraska, limiting the Cornhuskers to just 230 yards of total offense, including 73 in the second half. Karibi Dede began the defense's dominance in the first half, intercepting a Zac Taylor pass and returning it 52 yards to the Nebraska 9-yard line.

Just two plays later, the Auburn offense punched it in the end zone when Brandon Cox found Carl Stewart for a 9-yard score with 56 seconds remaining in the first quarter, evening the score at 7.

Early in the second quarter, the Tigers recovered a fumble at the Cornhuskers' 14 on a failed fake punt attempt. Four plays later, Stewart scored his second TD on a 1-yard run.

After Vaughn's third quarter field goal, the Huskers managed to get in Auburn territory just twice. They punted from Auburn's 34 in the third quarter, and Taylor threw a fourth-down incompleteness from Auburn's 30 late in the fourth quarter.

The Tiger defense finished with two sacks and 11 tackles for loss, highlighted by Sen'Derrick Marks' 2.5. Will Herring finished with seven solo tackles, including two for loss, and was named the game's outstanding defensive player.

Cox finished the game 10-of-21 passing for 111 yards and one score. Of those 10 completions, six were to Courtney Taylor, who, on his fourth catch of the game, broke the Auburn school record for most receptions in a career. He finished with 153.

Kenny Irons paced the Tiger rushing game with 72 yards on 24 carries.

Nebraska started the game's scoring on a Nate Swift 13-yard touchdown reception from Taylor at the 7:37 mark of the first quarter.

With Auburn up 14-7 after Stewart's second quarter touchdown run, Brandon Jackson scored from 20 yards out to cap a 7-play, 72-yard drive that sent the teams into halftime tied at 14.

The win improved Auburn to 18-13-2 all-time in bowl games and 4-3 under head coach Tommy Tuberville.

<b>Auburn</b>	<b>7</b>	<b>7</b>	<b>3</b>	<b>0</b>	<b>—</b>	<b>17</b>
<b>Nebraska</b>	<b>7</b>	<b>7</b>	<b>0</b>	<b>0</b>	<b>—</b>	<b>14</b>

NU - Swift 13 pass from Taylor (Congdon kick), 7:37, 1st  
 AU - Stewart 9 pass from Cox (Vaughn kick), 0:56, 1st  
 AU - Stewart 1 run (Vaughn kick), 12:22, 2nd  
 NU - Jackson 20 run (Congdon kick), 9:00, 2nd  
 AU - Vaughn 42 field goal, 6:20, 3rd

	<b>AU</b>	<b>NU</b>
<b>First Downs</b> .....	12	17
<b>Rushing Att.-Yards</b> .....	35-67	38-104
<b>Passing Yards</b> .....	111	126
<b>Passing (C-A-I)</b> .....	10-21-0	14-27-1
<b>Total Offense</b> .....	56-178	65-230
<b>Punts-Avg.</b> .....	6-43.0	6-40.2
<b>Fumbles/Lost</b> .....	2/2	1/1
<b>Penalty-Yards</b> .....	6-45	4-45
<b>3rd Down Conv.</b> .....	4-of-12	5-of-14
<b>Time of Possession</b> .....	27:00	33:00

**RUSHING: (AU)** K. Irons 24-72, Tate 4-23, Taylor 1-3, Stewart 1-1 (TD), Cox 5-(-32) **(NU)** Lucky 25-88, Jackson 7-38 (TD), Nunn 1-(-2), Taylor 4-(-5), Todd 1-(-15).  
**PASSING: (AU)** Cox 21-10-0, 111 (TD); **(NU)** Taylor 26-14-1, 126 (TD), Team 1-0-0, 0.  
**RECEIVING: (AU)** Taylor 6-70, Rodriguez 1-18, McKenzie 1-12, Stewart 1-9 (TD), K. Irons 1-2 **(NU)** Lucky 6-67, Swift 3-44 (TD), Jackson 2-(-6), Purify 1-9, Nunn 1-8, Todd 1-4.  
**Attendance:** 66,777

## 2007 Chick-fil-A Bowl



**Clemson** 20  
**Auburn** 23

December 31, 2007  
Georgia Dome  
Atlanta, Georgia

Kodi Burns scored on a 7-yard run in overtime to lift No. 22 Auburn to a 23-20 victory over No. 15 Clemson in the Chick-fil-A Bowl, in the first overtime game in Auburn's bowl history.

Burns' score put the finishing touches on a performance that saw the Tigers record season highs in plays and yards with a spread offense. Auburn ran 90 plays for 423 yards, including 47 rushes and a season-high 43 passes.

Auburn scored first in a low-scoring first half, following a three-and-out by Clemson on the opening possession with an 11-play, 58-yard drive that culminated in Wes Byrum's 36-yard field goal.

After managing just 52 yards of offense in the first quarter, Clemson's C.J. Spiller raced 83 yards down the left sideline to give Clemson a 7-3 lead.

Auburn took the opening kickoff in the second half and marched 78 yards on 10 plays as Burns hit Mario Fannin with a 22-yard pass to give Auburn a 10-7 lead.

Clemson finished an 11-play drive with a 22-yard field goal on the first play of the fourth quarter, knotting the score at 10-10.

After Cox was intercepted, Clemson quickly drove 32 yards for the go-ahead score when James Davis plunged in from a yard out with 11:24 remaining.

Auburn answered right back, again mixing Cox and Burns in the backfield successfully during an 11-play, 70-yard drive. Cox's 18-yard pass to Robert Dunn and a 15-yard rush by Burns set up Ben Tate for a 1-yard run that tied the score at 17-17 with 8:27 left.

In overtime, Clemson settled for a 25-yard field goal on its first possession.

On Auburn's overtime possession, Cox found Rod Smith for 12 yards on 3rd-and-13, then snuck ahead for 2 yards and the first down. Two plays later, Burns powered in for the score, sending the Auburn sideline into a frenzy.

Cox connected on 25-of-39 passes for 211 yards in his final game for Auburn.

The Auburn defense, led by defensive MVP Pat Sims, held Clemson to just 293 yards of offense and 12 first downs.

<b>Clemson</b>	<b>0</b>	<b>7</b>	<b>0</b>	<b>10</b>	<b>3</b>	<b>—</b>	<b>20</b>
<b>Auburn</b>	<b>3</b>	<b>0</b>	<b>7</b>	<b>7</b>	<b>6</b>	<b>—</b>	<b>23</b>

AU - Byrum 36 field goal, 4:16, 1st  
 CU - C.J. Spiller 83 yd run (Mark Buchholz kick), 13:14, 2nd  
 AU - Mario Fannin 22 yd pass from Kodi Burns (Wes Byrum kick), 11:33, 3rd  
 CU - Mark Buchholz 22 yd field goal, 14:58, 4th  
 CU - James Davis 1 yd run (Mark Buchholz kick), 11:24, 4th  
 AU - Ben Tate 1 yd run (Wes Byrum kick), 8:27, 4th  
 CU - Mark Buchholz 25 yd field goal, OT  
 AU - Kodi Burns 7 yd run, OT

	<b>CU</b>	<b>AU</b>
<b>First Downs</b> .....	12	24
<b>Rushing Att.-Yards</b> .....	40-189	47-190
<b>Passing Yards</b> .....	104	233
<b>Passing (C-A-I)</b> .....	14-33-0	26-43-1
<b>Total Offense</b> .....	73-293	90-423
<b>Punts-Avg.</b> .....	8-43.1	8-38.6
<b>Fumbles/Lost</b> .....	1/0	0/0
<b>Penalty-Yards</b> .....	1-5	6-40
<b>3rd Down Conv.</b> .....	5-of-19	7-of-19
<b>Time of Possession</b> .....	29:14	30:46

**RUSHING: (AU)** Burns 13-69 (TD), Lester 14-57, Tate 14-54 (TD), Fannin 3-18, Cox 3-(-1); **(CU)** Spiller 8-112 (TD), Davis 23-72 (TD), Grisham 1-8, Harper 8-(-3)  
**PASSING: (AU)** Cox 39-25-1, 211, Burns 4-1-0, 22 (TD); **(CU)** Harper 33-14-0, 104  
**RECEIVING: (AU)** Fannin 5-53 (TD), Dunn 5-39, R. Smith 4-45, Lester 3-24, Tate 3-19, Bennett 2-16, Billings 1-13, Hawthorne 1-12, Rodriguez 1-8, Trott 1-4 **(CU)** Kelly 4-36, Taylor 3-32, Grisham 2-24, Harris 2-12, Spiller 2-(-5), Palmer 1-5.  
**Attendance:** 74,413



# Auburn Bowl History

## 2010 Outback Bowl



**Northwestern 35**  
**Auburn [OT] 38**  
 January 1, 2010  
 Raymond James Stadium  
 Tampa, Florida

Neiko Thorpe tackled Zeke Markshausen at the Auburn 2-yard line on a fake field goal attempt from the 5-yard line to preserve Auburn's 38-35 overtime victory over Northwestern after Wes Byrum's 21-yard field goal gave the Tigers the lead.

With the score tied 21-21, Ben Tate rushed for two touchdowns in the first eight minutes of the fourth quarter. The first came from 5 yards out with 10:10 left and the second was a 7-yard run that seemed to put the Tigers in control, 35-21 with 7:32 left.

Northwestern closed to 35-27 on a 2-yard Kafka touchdown run with 3:20 remaining but the PAT was blocked by Antonio Coleman. With Auburn trying to run out the clock, Brad Phillips forced a Tate fumble at the Northwestern 31 with 3:11 to play. The Wildcats then drove 69 yards to score on a 18-yard touchdown pass from Kafka to Sidney Stewart with 1:15 to play and a tied the game on a successful two-point conversion.

Auburn's Demond Washington returned the ensuing kickoff to midfield before he fumbled, giving the ball back to the Wildcats with 1:03 to play. Northwestern then drove to the Auburn 26 where Demos missed a potential game-winning 44-yard field goal as time expired.

Auburn's defense picked off five Northwestern passes, with Walter McFadden and T'Sharvarn Bell collecting two each and Thorpe one. McFadden's two interceptions came on Northwestern's first two drives and helped stake Auburn to an early 14-0 lead. His second interception was returned 100 yards for a touchdown.

<b>N'Western</b>	<b>7</b>	<b>0</b>	<b>14</b>	<b>14</b>	<b>0</b>	<b>—</b>	<b>35</b>
<b>Auburn</b>	<b>14</b>	<b>7</b>	<b>0</b>	<b>14</b>	<b>3</b>	<b>—</b>	<b>38</b>

AU - Burns 1 yd run (Byrum kick), 12:25, 1st  
 AU - McFadden 100 yd interception return (Byrum kick), 4:37, 1st  
 NU - Brewer 39 yd pass from Kafka (Demos kick), 2:04, 1st  
 AU - Carr 46 yd pass from Todd (Byrum kick), 8:54, 2nd  
 NU - Brewer 35 pass from Kafka (Demos kick), 2:42, 3rd  
 NU - Dunsmore 66 yd pass from Kafka (Demos kick), 0:27, 3rd  
 AU - Tate 5 yd run (Byrum kick), 10:10, 4th  
 AU - Tate 7 yd run (Byrum kick), 7:32, 4th  
 NU - Kafka 2 yd run (kick blocked), 3:20, 4th  
 NU - Stewart 18 yd pass from Kafka (Mitchell pass from Brewer), 1:15, 4th  
 AU - Byrum 21 yd field goal, OT

	<b>NU</b>	<b>AU</b>
<b>First Downs</b> .....	34	18
<b>Rushing Att.-Yards</b> .....	37-89	39-190
<b>Passing Yards</b> .....	532	235
<b>Passing (C-A-I)</b> .....	47-78-5	20-33-2
<b>Total Offense</b> .....	115-621	72-425
<b>Punts-Avg.</b> .....	5-31.6	6-42.2
<b>Fumbles/Lost</b> .....	0/0	3/2
<b>Penalty-Yards</b> .....	3-25	12-140
<b>3rd Down Conv.</b> .....	6-of-23	4-of-13
<b>Time of Possession</b> .....	34:11	25:49

**RUSHING: (AU)** - Tate 20-108 (2 TD); Zachery 1-50; McCalebb 6-18; Burns 5-16 (TD); Fannin 2-14; Todd 4-minus 15. **(NU)** - Schmidt 8-36; Kafka 20-30 (TD); A. Fields 3-8; Simmons 3-7; Markshausen 2-7; Cannon 1-1.

**PASSING: (AU)** - Todd 20-31-0-235 (TD); Burns 0-2-2-0 **(NU)** - Kafka 47-78-5-532 (4 TD).

**RECEIVING: (AU)** - Adams 12-142; Fannin 3-10; Zachery 2-11; Carr 1-46 (TD); Burns 1-23; Blake 1-3 **(NU)** - Markshausen 12-84; Stewart 10-97 (TD); Dunsmore 9-120 (TD); Brewer 8-133 (2 TD); Ebert 6-64; D. Fields 1-26; A. Fields 1-8.

Attendance: 49,383

Auburn took a 21-7 lead on a 46-yard Chris Todd pass to Quindarius Carr with 8:54 to go in the half. Northwestern drove the ball 90 yards from its own 6-yard line late in the half before Kafka threw his third interception, as Bell picked him off in the end zone with 29 seconds remaining.

Northwestern closed to within 21-14 on a 35-yard touchdown pass on another Kafka to Brewer hookup with 2:42 remaining in the third. On their next play from scrimmage, Drake Dunsmore scored on a 66-yard pass from Kafka to tie the score.

Darvin Adams was named the Outback Bowl MVP after grabbing an Outback Bowl record-tying 12 receptions for a career-high 142 yards.

Twenty-one Outback Bowl records were broken and 11 more tied during the game. The Wildcats' 115 total plays broke an NCAA record, as did the 98 plays for Kafka (78 passes, 20 rushes). The teams combined for Outback Bowl records of 73 points, 1046 yards of offense and 187 plays from scrimmage.

## 2011 BCS National Championship



**Oregon 19**  
**Auburn 22**  
 January 10, 2011  
 University of Phoenix Stadium  
 Glendale, Arizona

Wes Byrum kicked the sixth and biggest game-winning field goal of his career on the last play of the game from 19 yards to give No. 1 Auburn a 22-19 victory over Oregon in the BCS National Championship Game. It was Auburn's second national title in history and ninth comeback win in 14 games during

the 2010 season.

After Oregon had tied the score at 19 with a touchdown and two point conversion with 2:33 to go, the biggest drive in Auburn history began at its own 25-yard line. After a 15-yard pass from Cam Newton to Emory Blake, Michael Dyer, who was named the Offensive Player of the Game after rushing for 143 yards on 22 carries, looked to be tackled after a short gain, but was never down while laying on top of an Oregon defender, and he bounced up to complete a 37-yard run to the Oregon 23.

After short gains by Dyer and Newton, Dyer followed with a 16-yard gain up the middle to the 1 with 10 seconds remaining. One play later, Byrum provided the final heroics.

Oregon scored on the second play of the second quarter on a 26-yard field goal by Rob Beard for the first points of the game. On Auburn's next possession, Newton threw a 35-yard touchdown pass to Kodi Burns for a 7-3 Auburn lead.

Oregon responded after taking over at the Duck 7 as Thomas threw an 81-yard pass on first down to Meahl, then found James on an 8-yard TD pass. A 2-point conversion run by kicker Rob Beard on a fake gave Oregon an 11-7 lead.

The Tigers then drove to the Oregon 1, but Newton's fourth-down pass to Eric Smith fell incomplete. On first down, Mike Blanc tackled James in the end zone for a safety to draw the Tigers to within 11-9 with 3:26 left in the half.

<b>Oregon</b>	<b>0</b>	<b>11</b>	<b>0</b>	<b>8</b>	<b>—</b>	<b>19</b>
<b>Auburn</b>	<b>0</b>	<b>16</b>	<b>3</b>	<b>3</b>	<b>—</b>	<b>22</b>

OU - Beard 26 yd field goal, 14:13, 2nd  
 AU - Burns 35 yd pass from Newton (Byrum kick), 12:00, 2nd  
 OU - James 8 yd pass from Thomas (Beard rush), 10:58, 2nd  
 AU - Blanc safety, 3:26, 2nd  
 AU - Blake 30 yd pass from Newton (Byrum kick), 1:47, 2nd  
 AU - Byrum 28 yd field goal, 11:30, 3rd  
 OU - James 8 yd pass from Thomas (Maehl pass from Thomas), 2:33, 4th  
 AU - Byrum 19 yd field goal, 0:00, 4th

	<b>OU</b>	<b>AU</b>
<b>First Downs</b> .....	23	28
<b>Rushing Att.-Yards</b> .....	32-75	50-254
<b>Passing Yards</b> .....	374	265
<b>Passing (C-A-I)</b> .....	28-41-2	20-35-1
<b>Total Offense</b> .....	73-449	85-519
<b>Punts-Avg.</b> .....	5-36.8	6-40.4
<b>Fumbles/Lost</b> .....	1/0	2/1
<b>Penalty-Yards</b> .....	6-37	5-47
<b>3rd Down Conv.</b> .....	8-of-15	9-of-17
<b>Time of Possession</b> .....	27:03	32:57

**RUSHING: (OU)** - James 13-49; Barner 11-32; Thomas 8-(-6). **(AU)** - Dyer 22-143; Newton 22-64; McCalebb 6-47.

**PASSING: (OU)** - Thomas 27-40-2-363 (2TD); Rice 1-1-0-11. **(AU)** - Newton 20-34-1-265 (2TD); TEAM 0-1-0-0.

**RECEIVING: (OU)** - Maehl 9-133; Davis 6-60; James 4-39 (2TD); Tuinei 3-75; Paulson 3-48; Barner 2-8; Johnson 1-11. **(AU)** - Zachery 6-48; Adams 4-54; Blake 4-54 (TD); Lutzenkirchen 2-48; McCalebb 2-10; Burns 1-35 (TD); Fannin 1-16.

Attendance: 78,603

After Oregon kicked off following the safety, Auburn quickly covered 66 yards in six plays, capped by a Newton to Blake 30-yard touchdown pass to give the Tigers a 16-11 lead at the half.

On the opening drive of the second half, Wes Byrum kicked a 28-yard field goal to give Auburn a 19-11 lead.

Oregon then reached a first-and-goal on the Auburn 3, but the Tigers held the Ducks for four plays, capped by a stop on fourth and goal from the 1 as Mike McNeil and Nick Fairley hit Kenjon Barner just shy of the goal line. Fairley was named the Defensive Player of the Game after recording five tackles, including three for losses and one sack, while also forcing a fumble.

Auburn ran a season-high and BCS Championship Game record 85 plays. The Tigers outgained the Ducks 519 yards to 449 as Newton was 20-of-34 for 265 yards and two touchdowns. He also rushed for 64 yards on 22 carries.



# Auburn Bowl History

## 2011 Chick-fil-A Bowl



**Virginia** 24  
**Auburn** 43

December 31, 2011  
Georgia Dome  
Atlanta, Georgia

Offensive MVP Onterio McCalebb rushed for a season-high 109 yards and had 180 all-purpose yards, Emory Blake caught six passes for a career-high tying 108 yards and Barrett Trotter came off the bench to throw for 175 yards and one touchdown to lead Auburn to a 43-24 victory over Virginia in the Chick-fil-A Bowl in the Georgia Dome

on Dec. 31.

Trotter completed 11-of-18 passes after he and Kiehl Frazier came in for injured starter Clint Moseley in the first quarter. Frazier had 16 carries for 55 yards and became the ninth Tiger to score two touchdowns in a bowl game. Tre Mason gained 64 yards on nine carries and had his first career rushing touchdown.

Auburn used a big second quarter as it scored 21 consecutive points to take control of the game, 28-14. After Virginia took a 14-7 lead, Auburn quickly answered as McCalebb ran it in from three yards out on third down to tie it 14-14 with 10:33 left in the half.

Then, Parkey successfully recovered his onside kick at the Auburn 41 as the Tigers went on to take the lead for good, 21-14, on Frazier's 1-yard third down rush with 8:44 left. Trotter completed a 50-yard pass to Blake to the Virginia 5. Auburn's 14 consecutive points came on 11 plays and 144 yards in 4:08.

On the ensuing possession, Chris Davis snuffed out a Virginia fake field goal after Eltoro Freeman broke up a Cavalier pass in the end zone the play before. Auburn scored a touchdown on its third-straight possession as Trotter completed a 29-yard touchdown pass to McCalebb with 59 seconds left in the half to give Auburn a 28-14 lead.

Virginia scored first, but walk-on Garrett Harper stepped up to help the

Tigers even the score on the next possession. Harper blocked the first punt of his career as Auburn took over on the Virginia 15. The Tigers tied it 7-7 as Frazier scored on a 3-yard touchdown run up the middle with 4:02 left in the opening quarter. McCalebb set it up with a 12-yard run the play before.

Mason scored his first career rushing touchdown to open the third quarter with a 22-yarder to put Auburn up 35-17 almost four minutes in.

Virginia scored with 6:20 left in the third, cutting the lead to 35-24, but the Cavaliers would come no closer.

Steven Clark pinned Virginia at its own 6-yard line and the Tigers defense held the Cavs to three and out as Gabe Wright made his first career sack at the 1-yard line. Then, Angelo Blackson blocked UVA's punt out of the end zone for a safety and a 37-24 lead with 1:57 remaining in the third. It's the first time Auburn had blocked two punts in the same game since 2003 vs. Louisiana-Monroe.

Quan Bray took the ensuing kickoff and returned it 57 yards to the Virginia 15. Parkey nailed a 45-yard field goal after a personal foul and false start penalty to make it 40-24 with 47 seconds to go in the third.

Parkey drilled his second field goal of the game, a 37-yarder, to give Auburn a 43-24 lead with 8:09 remaining.

Virginia	7	10	7	0	—	24
Auburn	7	21	12	3	—	43

VA - Burd 27 yd pass from Rocco (Randolph kick), 8:05, 1st  
 AU - Frazier 3 yd run (Parkey kick), 4:02, 1st  
 VA - Burd 6 yd pass from Rocco (Randolph kick), 12:59, 2nd  
 AU - McCalebb 3 yd run (Parkey kick), 10:33, 2nd  
 AU - Frazier 1 yd run (Parkey kick), 8:44, 2nd  
 AU - McCalebb 25 yd pass from Trotter (Parkey kick), 0:59, 2nd  
 VA - Randolph 24 yd field goal, 0:00, 2nd  
 AU - Mason 22 yd run (Parkey kick), 11:09, 3rd  
 VA - Parks 1 yd run (Randolph kick), 6:20, 3rd  
 AU - TEAM Safety, 1:57, 3rd  
 AU - Parkey 45 yd field goal, 0:47, 3rd  
 AU - Parkey 37 yd field goal, 8:09, 4th

	VA	AU
First Downs	25	22
Rushing Att.-Yards	30-123	44-273
Passing Yards	312	181
Passing (C-A-I)	26-41-1	12-23-0
Total Offense	435	454
Punts-Avg.	1-39.0	3-49.0
Fumbles/Lost	1/1	2/0
Penalty-Yards	3-35	6-65
3rd Down Conv.	8-of-13	4-of-11
Time of Possession	28:40	31:20

**RUSHING:** (VA) - Parks 11-48 (TD); Richardson 6-33; Jones 8-32; Jennings 1-5; Millen 1-5; Hodges 1-3; Rocco 2-minus 3. (AU) - McCalebb 10-109 (TD); Mason 9-64 (TD); Frazier 16-55 (2TD); Trotter 5-32; Bray 1-16; Moseley 1-minus 1; TEAM 2-minus 2.

**PASSING:** (VA) - Rocco 26-41-1-312 (2TD). (AU) - Trotter 11-18-0-175 (TD); Moseley 1-4-0-6; Bray 0-1-0-0.

**RECEIVING:** (VA) - Jones 7-90; Burd 6-103 (2TD); Jennings 4-35; Keys 2-24; Millen 2-23; Phillips 2-7; Terrell 1-29; Snyder 1-5; Parks 1-minus 4. (AU) - Blake 6-108; Bray 3-12; McCalebb 2-53 (TD); Wisner 1-8.

Attendance: 72,919

## 2014 BCS National Championship



**Auburn** 31  
**Florida State** 34

January 6, 2014  
Rose Bowl  
Pasadena, California

Auburn came with a blink of an eye of winning its second national championship in the last four years.

FSU stole a page out of Auburn's playbook for the dramatic finish when Kermi Whitfield returned a kickoff 100 yards with 4:31 for a brief lead, and then Jameis Winston threw a 2-yard touchdown pass to Kelvin Benjamin with 13 seconds remaining to send Florida State to a 34-31 victory in the BCS Championship Game

on Monday night in the Rose Bowl.

It prevented the biggest comeback story in college football history, though Auburn still finished with a remarkable season and a 12-2 record. The Tigers came within seconds of winning their second national title in the last four seasons.

Oh, Auburn tried to win with its usual heroics. Tre Mason broke Bo Jackson's single-season rushing record when he scored on a 37-yard run with 1:19 remaining to give Auburn a 31-27 lead. But Winston, the Heisman Trophy winner, drove the Seminoles in for the game-winner.

Auburn had beaten Georgia, Alabama, and Missouri to get this far, and won four games in the final minute, or second. But not this night. Florida State was the one with the heroics.

Auburn led 21-3, then found itself up 21-20 with 10:55 left in the game. Florida State took the lead in the fourth quarter, but Mason's TD run gave the Tigers a late lead.

Auburn found new pages in its playbook in the first half, throwing touchdown passes to Tre Mason and Melvin Ray for the first time in their careers as Marshall out-played the Heisman winner Winston in the first half.

Marshall completed passes to seven different receivers in the first half. But even

with the passing, Auburn stuck with its familiar successful formula of letting Mason run. The tailback who went for 304 yards on 46 carries hit halftime Monday night with 96 yards on 18 carries.

Marshall hit the break having hit 7-of-13 passes for 113 yards and those two touchdowns. Winston was only 6-of-15 passing for 62 yards and no touchdowns, though he did set up FSU's only first-half touchdown with a nice scramble to the Auburn 3.

Auburn got two early sacks against him, then forced him to fumble to set up the Tigers' third touchdown.

Credit punter Steven Clark for setting up Auburn's first touchdown when he flipped the field when he kicked the ball dead at the Florida State 2. The Seminoles couldn't move it, and, after a Chris Davis punt return, the Tigers found themselves in great field position at the FSU 25. Six plays later, Marshall threw a 12-yard touchdown pass to Mason to make it 7-3 Auburn with 3:07 left in the first quarter.

Auburn scored on its next possession in a most surprising way when Marshall found Ray running alone down the middle of the field for a 50-yard touchdown pass and a 14-3 lead with 13:48 left in the second quarter.

Auburn kept hammering away at Winston, and, after a short run, recovered his fumble at the FSU 27. Marshall made it 21-3 when he ran around end on a 4-yard run with 5:01 left in the second quarter. Florida State got that touchdown back after successfully faking a punt, watching Winston run for 21 to the Auburn 3 and scoring on the next play on a Devonta Freeman run. That made the halftime score 21-10.

Auburn	7	14	0	10	—	31
FSU	3	7	3	21	—	34

FSU - Aguayo 35 yd field goal, 9:53, 1st  
 AU - Mason 12 yd pass from Marshall (Parkey kick), 3:07, 1st  
 AU - Ray 50 yd pass from Marshall (Parkey kick), 13:48, 2nd  
 AU - Marshall 4 yd run (Parkey kick), 5:01, 2nd  
 FSU - Freeman 3 yd run (Aguayo kick), 1:28, 2nd  
 FSU - Aguayo 41 yd field goal, 6:05, 3rd  
 FSU - Abram 11 yd pass from Winston (Aguayo kick), 10:55, 4th  
 AU - Parkey 22 yd field goal, 4:42, 4th  
 FSU - Whitfield 100 yd kickoff return (Aguayo kick), 4:31, 4th  
 AU - Mason 37 yd run (Parkey kick), 1:19, 4th  
 FSU - Benjamin 2 yd pass from Winston (Aguayo kick), 00:13, 4th

	AU	FSU
First Downs	25	19
Rushing Att.-Yards	53-232	31-148
Passing Yards	217	237
Passing (C-A-I)	14-27-2	20-35-0
Total Offense	80-449	66-385
Punts-Avg.	6-43.2	6-42.8
Fumbles/Lost	2/0	2/1
Penalty-Yards	5-38	8-60
3rd Down Conv.	10-of-18	2-of-12
Time of Possession	33:41	26:19

**RUSHING:** (AU) - Mason 34-195 (TD); Marshall 16-45 (TD); Artis-Payne 1-1; Corey Grant 1-minus 3; Ricardo Louis 1-minus 6. (FSU) - Freeman 11-73 (TD); Winston 11-26; Williams 5-25; Wilder 3-21; Abram 1-3.

**PASSING:** (AU) - Marshall 14-27-1-217 (2 TD). (FSU) - Winston 20-35-0-237 (2 TD).

**RECEIVING:** (AU) - Coates 4-61; Bray 3-4; Louis 2-28; Uzomah 2-8; Ray 1-50 (TD); Mason 1-42 (TD); Davis 1-26. (FSU) - Green 9-147; Benjamin 4-54 (TD); Freeman 3-21; Shaw 2-4; Abram 1-11 (TD); Williams 1-0.

Attendance: 92,542



# FAMILY FOR A LIFETIME



2014  
Seniors



War Eagle!

OUTBACK  
BOWL

THE COLLEGE HOME DEPOT  
FOOTBALL AWARDS



THE BEST  
CENTER IN  
COLLEGE  
FOOTBALL.

REESE  
DISMUKES

RIMINGTON TROPHY WINNER