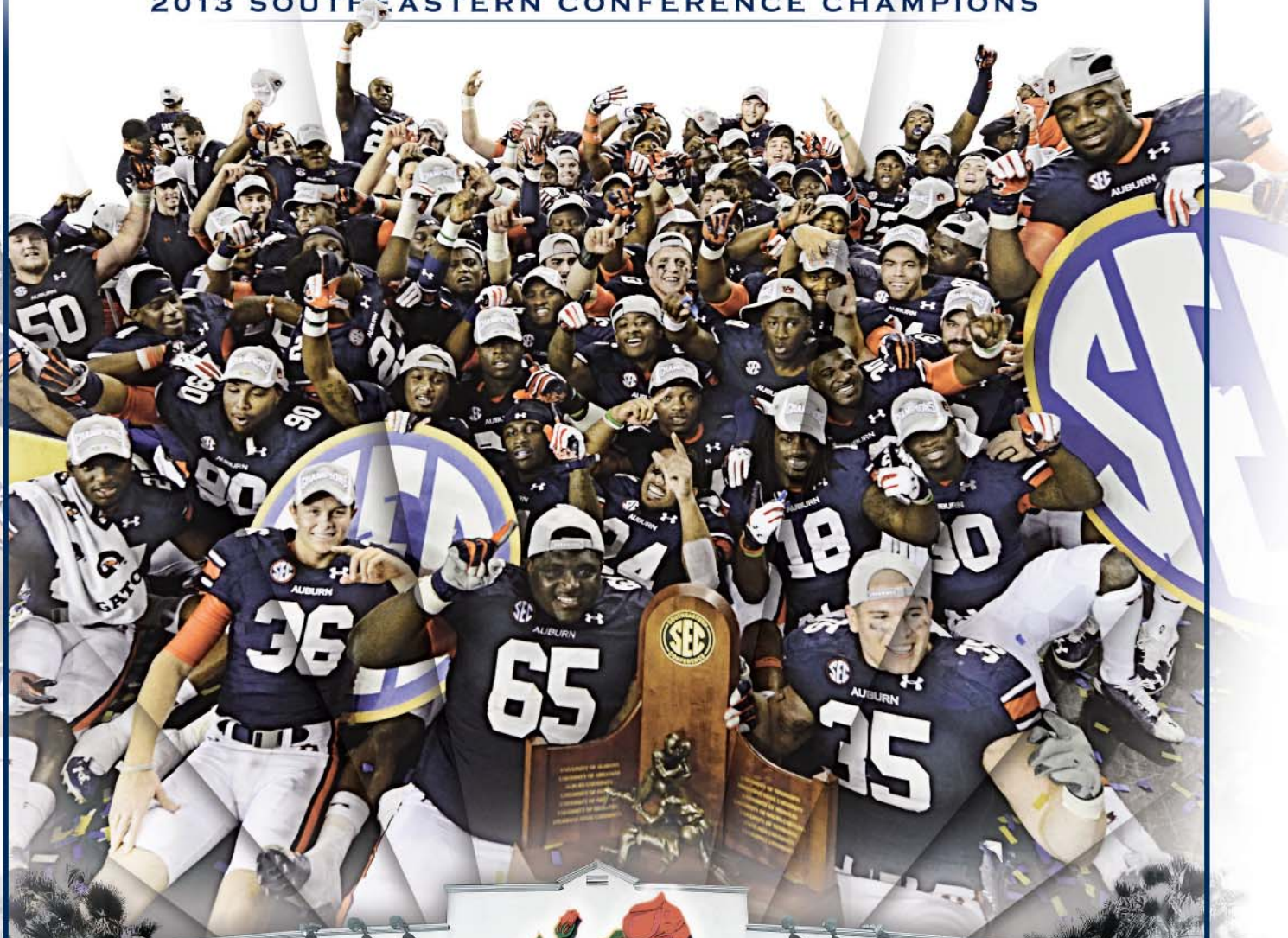


AUBURN

2013 SOUTHEASTERN CONFERENCE CHAMPIONS



Rose Bowl

25

26



AUBURN VS. FLORIDA STATE | JANUARY 6, 2014

THE ROSE BOWL | PASADENA, CALIFORNIA

TEAM *of* DESTINY

The 2013 Auburn Tigers defied all odds with a worst-to-first season posting the greatest turnaround in NCAA history. The Tigers claimed four fourth quarter come-from-behind victories including The Prayer at Jordan-Hare and Kick Bama Kick en route to an SEC title and trip to the BCS National Championship Game.

CHRIS DAVIS
All-American Punt Returner

THE PRAYER AT JORDAN-HARE

On 4th-and-18, Ricardo Louis hauled in a deflected pass from Nick Marshall for a 73-yard score with :25 remaining to defeat #25 Georgia, 43-38.

KICK BAMA KICK

With :01 left on the clock, Chris Davis returned a missed field goal attempt 109 yards for the game-winning TD to defeat #1 Alabama, 34-28.



Table of Contents

AUBURN 2014 VIZIO BCS NATIONAL CHAMPIONSHIP MEDIA GUIDE

Table of Contents, Quick Facts.....	1
Media Information.....	2
Noting the Tigers	3-24
Noting the Tigers	3-16
Auburn-Florida State Series History.....	17
Career and Single-Season Record Updates.....	18-24
2013 Tigers	25-77
Numerical/Alphabetical Roster.....	26-27
Depth Chart	28
Bios.....	29-77
Coaching Staff.....	78-94
Gus Malzahn.....	80-81
Assistant Coaches.....	82-90
Support Staff.....	91-93
Administration	94
2013 Season in Review	95-116
2013 Game Reviews.....	96-102
2013 Final Statistics.....	103-105
2013 Scoring Summaries.....	106
2013 Team Game-By-Game Statistics/Starting Lineups.....	107
2013 Individual Game-By-Game Statistics	108-109
2013 Superlatives.....	110
2013 Plays of 20+ Yards.....	111-112
Miscellaneous Statistics.....	112
Last Time.....	113-116
The Southeastern Conference.....	117-124
2013 SEC Final Standings.....	118
2013 SEC Team Statistics.....	119-121
2013 SEC Individual Statistics.....	122-124
Auburn Bowl History.....	125-152
Auburn Bowl History.....	126
Auburn Bowl Records	127-129
Auburn Individual Bowl Statistics.....	130-133
Auburn Bowl Recaps.....	134-152



2013 QUICK FACTS

General Information

Location	Auburn, Ala.
Founded	1856
Enrollment	25,469
President	Dr. Jay Gogue
Athletic Director	Jay Jacobs
Faculty Representative	Dr. Mary Boudreaux
Nickname	Tigers
Colors	Burnt Orange and Navy Blue (PMS 158 and 289)
Stadium	Jordan-Hare Stadium (87,451)
Playing Surface	Natural Grass
Conference	Southeastern (Western Division)
First Year of Football	1892
All-Time Record	726-415-47 (121st)

Football Staff

Head Coach	Gus Malzahn
Assoc. Head Coach/Defensive Line	Rodney Garner
Offensive Coordinator/QBs	Rhett Lashlee
Defensive Coordinator/LBs	Ellis Johnson
Co-Offensive Coordinator/WRs	Dameyune Craig
Co-Defensive Coordinator/Safeties	Charlie Harbison
Running Backs	Tim Horton
Tight Ends/Special Teams	Scott Fountain
Offensive Line	J.B. Grimes
Cornerbacks	Melvin Smith

2013 RESULTS

12-1 Overall • 8-0 Home • 3-1 Away • 1-0 Neutral • 7-1 SEC

Aug. 31	WASHINGTON ST. (ESPNU).....	W, 31-24
Sept. 7	ARKANSAS ST. (FSN).....	W, 38-9
Sept. 14	MISSISSIPPI ST. (ESPN2).....	W, 24-20
Sept. 21	at #6 LSU (ESPN).....	L, 21-35
Oct. 5	#24 OLE MISS (ESPNU).....	W, 30-22
Oct. 12	WESTERN CAROLINA (PPV).....	W, 62-3
Oct. 19	at #7 Texas A&M (CBS).....	W, 45-41
Oct. 26	FLORIDA ATLANTIC (FSN).....	W, 45-10
Nov. 2	at Arkansas (ESPN2)	W, 35-17
Nov. 9	at Tennessee (ESPN)	W, 55-23
Nov. 16	#24 GEORGIA (CBS).....	W, 43-38
Nov. 30	#1 ALABAMA (CBS)	W, 34-28
Dec. 7	(1) vs. #5 Missouri (CBS).....	W, 59-42
Jan. 6	(2) vs. #1 Florida State (ESPN)	7:30 p.m. CT

(1) SEC Championship (Atlanta, Ga. • Georgia Dome)
 (2) BCS National Championship (Pasadena, Calif. • Rose Bowl)

AUBURN 2014 VIZIO BCS NATIONAL CHAMPIONSHIP MEDIA GUIDE

Credits

The Auburn 2014 VIZIO BCS NATIONAL CHAMPIONSHIP media guide is published by the Auburn Athletic Communications Office, a division of the Auburn Athletic Department.

The guide was edited and produced by Kirk Sampson, Shelly Poe, Chuck Gallina and Taylor Bryan. Photography was provided by Todd Van Emst, Shanna Lockwood, Tony Hall and Zach Bland.

Cover artwork was provided by Forrest Buckner.

The guide was printed by Craftmaster Printers, Auburn, Ala.

Auburn University is an equal opportunity educational institution/employer.

Media Information

BCS NATIONAL CHAMPIONSHIP MEDIA INFORMATION

(All times Pacific)

Auburn Athletic Communications at the BCS National Championship

Kirk Sampson, Shelly Poe, Chuck Gallina and Taylor Bryan will arrive in Newport Beach on December 31. They will stay at the team hotel, The Fairmont in Newport Beach. The phone number is 1-800-810-3039.

Auburn Team Headquarters

Fairmont Newport Beach
4500 MacArthur Blvd.
Newport Beach, CA 92660
1-800-810-3039

Media Headquarters

Newport Beach Marriott
900 Newport Center Dr.
Newport Beach, CA 92660
1-800-228-9290

Tentative Media Schedule

Tuesday, Dec. 31
Welcome Press Conference • ESPN Zone
6 p.m.
Head Coach Gus Malzahn and two players

Thursday, Jan. 2

Offense Press Conference • Newport Beach Marriott Hotel and Spa
9 a.m.
Offensive Coord. Rhett Lashlee and players

Friday, Jan. 3

Defense Press Conference • Newport Beach Marriott Hotel and Spa
9 a.m.
Defensive Coord. Ellis Johnson and players

Saturday, Jan. 4

Media Day • Newport Beach Marriott Hotel and Spa
9:30 a.m.

Sunday, Jan. 5

Head Coach Gus Malzahn Press Conference • Newport Beach Marriott
8:30 a.m. (Photo opp with both head coaches at 8:25 a.m.)

Monday, Jan. 6

2014 Vizio BCS National Championship Game • Rose Bowl Stadium
5:30 p.m.

Tuesday, Jan. 7

Winning Coach Press Conference • Newport Beach Marriott Hotel and Spa
10 a.m.



Kirk Sampson



Chuck Gallina



Shelly Poe



Taylor Bryan



Todd Van Emst



Steve Sain



Kathy Harker

Auburn Athletic Communications

Email

Kirk Sampson, Assoc. AD/Communications kirk@auburn.edu

Cell phone - (334) 750-1385

Twitter - @AuburnSID

Shelly Poe, Asst. AD/Media Relations slp0019@auburn.edu

Cell phone - (334) 707-4910

Chuck Gallina, Director/Athletics Communications chuckg@auburn.edu

Cell phone - (334) 750-1386

Taylor Bryan, Asst. Director/Athletics Comm. taylor.bryan@auburn.edu

Cell phone - (334) 750-3862

Twitter -

Todd Van Emst, Staff Photographer vanemjt@auburn.edu

Cell phone - (334) 740-1380

Steve Sain, Video Contact sainste@auburn.edu

Cell phone - (334) 750-1388

Kathy Harker, Administrative Assistant harkeka@auburn.edu

Twitter @FootballAU & @AUAthletics

Facebook facebook.com/FootballAU & /AUAthletics



The Auburn IMG Sports Network is the exclusive producer and marketer of Auburn sports programming and offers radio and television broadcasts, gameday publications, and Internet services to Auburn fans worldwide.

The network is responsible for all marketing and advertising opportunities associated with Auburn athletics. Such projects include radio and television broadcasts, coaches' television shows and pay-per view and cable telecasts for various sports. Additionally, the network is responsible

for a myriad of signage, event marketing and promotional opportunities.

Auburn's award-winning gameday programs are published by the network, in concert with the Athletics Department. The official web site for Auburn sports, www.auburntigers.com, is coordinated by the Network in conjunction with CBS College Sports.

For more information on the multimedia rights held by Auburn IMG Sports Network or for advertising opportunities, call (334) 826-2929, or visit www.auburntigers.com.



Rod Bramblett
Play-by-Play



Stan White
Color Analyst



Quentin Riggins
Sideline Reporter



Paul Ellen
Studio Host



Andy Burcham
Lockerroom Host



Jon Cole
General
Manager

NOTING THE TIGERS



ESPN
COLLEGE GAMEDAY

BUILT BY

THE HOME DEPOT



ESPN

Bowl Notes

BCS NATIONAL CHAMPIONSHIP

**Auburn (12-1, 7-1 SEC)
VS.
Florida State (13-0, 8-0 ACC)**

**Monday, Jan. 6, 2014 • 7:30 p.m. CT
Rose Bowl (92,542)
Pasadena, Calif.**

Quick Facts

COACHES

Gus Malzahn (Henderson State, 1990)
Auburn Record..... 12-1 (1st year)
vs. Florida State..... first meeting
Overall Record..... 21-4 (2nd year)
vs. Florida State..... first meeting

Jimbo Fisher (Salem, 1989)
Florida State Record 44-10 (4th year)
vs. Auburn first meeting
Overall..... 44-10 (4th year)
vs. Auburn first meeting

SERIES HISTORY

Auburn leads 13-4-1
at Auburn..... Auburn leads 10-1-1
at Tallahassee..... Auburn leads 3-2
at New Orleans (Sugar) FSU leads 1-0
Last Meeting AU 20, FSU 17 (10/20/90)
Current Streak..... Auburn, W1

RANKINGS

Auburn 2 BCS/2 AP/2 USA Today
Florida State..... 1 BCS/1 AP/1 USA Today

TELEVISION - ESPN

Brent Musberger Play-by-Play
Kirk Herbstreit Analyst
Heather Cox..... Sideline

RADIO

The Auburn IMG Sports Network provides radio coverage to more than 50 stations that cover the Southeast. Rod Bramblett (play-by-play), Stan White (color), Quentin Riggins (sideline), Paul Ellen (studio & SEC Report), Andy Burcham (locker room).

SATELLITE RADIO SiriusXM 84
IN AUBURN..... WGZZ-FM (94.3)
ONLINE AuburnTigers.com

ESPN Radio

Play-by-play Mike Tirico
Analyst Todd Blackledge
Sideline..... Holly Rowe
Sideline..... Joe Schad
Studio Host Mark Kestecher

THE GAME

No. 2 Auburn (12-1, 7-1 SEC), the SEC champion, faces the ACC champion No. 1 Florida State (13-0, 8-0 ACC) Monday, January 6, at the Rose Bowl (92,542) in Pasadena, Calif., in the Vizio BCS National Championship game televised by ESPN. Kickoff is 7:30 p.m. CT.

FIRST AND 10

- At 12-1, Auburn has posted the biggest turnaround in the nation this season (last year 3-9), the biggest ever turnaround in SEC history (+7 conference wins) and tied for the biggest improvement in NCAA records (8.5 games by Hawaii from 1999 to 2000)
- This is Auburn's second trip to the BCS Championship game and third time in a BCS bowl
- Gus Malzahn is 12-1 in his first season as Auburn head coach, the second-best start ever for an Auburn coach; he served as Auburn's offensive coordinator from 2009-11
- Chris Davis' game-winning 100+ yard return for a touchdown of a missed Alabama field goal attempt with just one second remaining was only the Fourth such play in NCAA annals
- Wide receiver Sammie Coates is second nationally in yards per reception (22.13); the sophomore has 38 catches for 841 yards and seven scores this season
- The Tigers lead the nation in rushing at 335.7 yards per game; Auburn is one of seven teams nationally to have had four different 100-yard rushers this season and the only team nationally with four 500+ yard rushers
- Auburn, Florida State and Ole Miss have the nation's longest active bowl win streaks at five
- Defensive end Dee Ford ranks third in the SEC and 22nd nationally in sacks per game with 0.8 sacks per contest; he is now tied for sixth on the Auburn career sacks list (18.5)
- Auburn has scored a touchdown in 44 of 52 quarters this season (.846)
- Tre Mason, a Heisman Trophy finalist, leads the SEC in rushing (124.7) and has scored a rushing touchdown in the last 10 games, 22 for the season

ABOUT GUS MALZAHN

Gus Malzahn, who served as Auburn's offensive coordinator from 2009-11, is in his first year as Auburn's head coach. He is 12-1 at Auburn and 21-4 overall. That start is the second-best ever for a new Auburn coach; Terry Bowden started his tenure 20-0.

The Home Depot, Sporting News and Eddie Robinson National Coach of the Year and a finalist for the 2013 Maxwell and Liberty Mutual National Coach of the Year awards, Malzahn has earned SEC coach of the year honors from the league's coaches and the Associated Press.

Just the third coach in SEC history to win an SEC title in his first year at a school, Malzahn joins Bernie Moore at LSU in 1935 and John Vaught at Ole Miss in 1947. Les Miles is the only other coach to make it to the SEC title game in his first year, but lost.

He has won or played for a conference title in six of his eight seasons as a college coach, including winning a conference crown in three of the last four seasons.

2006: Arkansas; Lost in SEC Championship
2007: Tulsa; Lost in CUSA Championship
2008: Tulsa; Lost in CUSA Championship
2010: Auburn; SEC Champion
2012: Arkansas State; Sun Belt Champion
2013: Auburn; SEC Champion

Malzahn has now produced 11 1,000-yard rushers in eight seasons as a college head coach/coordinator, at least one in each season, with Tre Mason (1,621) and Nick Marshall (1,023) being the most recent.

Overall, Malzahn has had 11 1,000-yard rushers, five 1,000-yard receivers and three 3,000-yard passers. Malzahn had two 1,000-yard rushers in the same season three times: 2006 (Arkansas), 2010 (Auburn), 2013 (Auburn). His 2007 Tulsa team had three 1,000-yard receivers.

Auburn in the BCS National Championship (1-0)

Season	Bowl	Opponent	Score	W-L-T	Date
2011	BCS/Fiesta	Oregon	22-19	W	1/10/11

Bowl Notes

Malzahn, who won the Broyles Award as the nation's top assistant coach in 2010 while helping the Tigers to the BCS National Championship, returned to Auburn after serving as the head coach at Arkansas State in 2012, where he led the program to the Sun Belt Conference title. He was named Auburn's 27th head football coach on December 4, 2012, and received a six-year contract extension prior to the 2013 SEC Championship Game.

Last season at Arkansas State, Malzahn led the Red Wolves to a 9-3 record and 7-1 conference mark. While at Auburn, Malzahn made an immediate impact during his tenure, highlighted by a record-setting offense in 2010 under Heisman Trophy winner Cam Newton. The 2010 Auburn offense set nine school records, including points in a season (577), points per game (41.2), total yards (6,989), total offense (499.2), rushing yards (3,987), rushing touchdowns (41) and passing touchdowns (31), led the Southeastern Conference and finished in the top 10 nationally in six statistical categories.

Malzahn's arrival in 2009 and style of offense marked a drastic turnaround from the 2008 season when Auburn struggled offensively. In a two-year period, the Tigers improved from a tie for 110th to seventh in the nation in scoring offense (from 17.3 to 41.2) and from 104th to seventh in total offense.

Prior to Auburn, Malzahn was the offensive coordinator at Tulsa (2007-08) and Arkansas (2006). Two of Malzahn's first three collegiate offenses ranked in the top 10 nationally in rushing, including the 2008 Tulsa team and 2006 Arkansas squad. His offenses at Tulsa ranked first nationally in total offense in 2007 and 2008. He coached Heisman Trophy finalist Darren McFadden at Arkansas, while helping the Razorbacks finish fourth nationally in rushing at 228.5 yards per game.

Malzahn's coaching career began in his home state of Arkansas; in 14 seasons as a high school head coach there, Malzahn led seven teams to the state championship game and won three titles. In July 2013, he was inducted into the Arkansas High School Sports Hall of Fame.

THE SERIES

Auburn has a 13-4-1 lead in the Florida State series, which was first played in 1954. The teams have only met once previously in a bowl game, a 13-7 FSU win in the Sugar Bowl at the end of the 1988 season. The last meeting between the Tigers and Seminoles was a 20-17 Auburn victory at home in 1990.

Florida State head coach Jimbo Fisher is a former Auburn assistant coach, as is FSU

offensive line coach Rick Trickett and director of player personnel Bob Lacavita. Auburn co-offensive coordinator Dameyune Craig was an assistant at Florida State from 2010-12. Special teams coordinator Scott Fountain was a graduate assistant for the Seminoles from 1994-96 and received a master's from FSU in 1998.

Auburn is 120-74-9 in games against current members of the ACC. Auburn has faced Boston College, Clemson (2), Florida State, North Carolina, Syracuse, Virginia, Virginia Tech in bowl games, with the Tigers holding a 6-1-1 record.

Auburn has played only twice in the state of California, a 12-0 Santa Clara win in 1936 in a game at San Francisco, and vs. Southern Cal at the L.A. Coliseum in 2002, a 24-17 USC win.

IN THE BCS CHAMPIONSHIP

This is Auburn's second appearance in the BCS Championship game; the Tigers defeated Oregon 22-19 at the conclusion of the 2010 season. Auburn's other national championship came in 1957.

IN BOWL GAMES

Auburn has a 22-13-2 record in bowl games. The Tigers' first bowl game was a 7-7 tie with Villanova in the Bacardi Bowl in Havana, Cuba, following the 1936 season. Auburn has played 19 times in New Year's bowls.

Auburn is tied for the longest current bowl winning streak with five consecutive bowl victories, along with Florida State and Ole Miss.

IN JANUARY GAMES

Auburn is 11-8-2 (.571) all-time in January, all of those bowl games; this will be the Tigers' first-ever contest on January 6. Auburn's latest-ever game in January was on January 10, 2011, a 22-19 win over Oregon in the BCS National Championship.

SEC NUMBERS

In SEC regular season action all-time, Auburn holds a 298-231-18 overall record. In SEC games played in Auburn, the Tigers are 122-52-6 all-time. In all SEC games played away from Auburn, the Tigers are 176-180-12 overall.

AGAINST RANKED TEAMS

Auburn is now 100-141-6 all-time when facing ranked opponents. Auburn is 44-36-2 at home against ranked teams, 25-60-2 on the road and 31-45-2 against ranked teams on a neutral field.

The Tigers are 79-117-5 all-time when facing SEC opponents that are ranked (35-29-2 at home, 25-54-2 away, 19-34-1 neutral field).

This is the eighth time in Auburn history that

STATISTICAL COMPARISON

Auburn vs. Florida State Per Game Statistics

	AU	FSU
Points	40.2	53.0
Total Offense	505.3	529.4
First Downs	23.8	26.0
Rushing Yards	335.7	207.4
Passing Yards	169.6	322.0
Time of Possession	30:07	29:38
3rd Down Pct.	46%	55%
Points Allowed	24.0	10.7
Yards Allowed	423.5	268.5
Rushing Yards Allowed	163.2	116.5
Passing Yards Allowed	260.2	152.0

STATISTICAL LEADERS

RUSHING YARDS

AUBURN	FLORIDA STATE
Tre Mason.....1621	D Freeman.....943
Nick Marshall .1023	K Williams705
Corey Grant.....650	J Wilder... ..542
C Artis-Payne...609	J Winston.. ..193

PASSING YARDS

AUBURN	FLORIDA STATE
Nick Marshall .1759	J Winston3820
Jeremy Johnson 422	Jacob Coker.....250

RECEPTIONS

AUBURN	FLORIDA STATE
Sammie Coates...38	Rashad Greene ..67
Ricardo Louis26	Kenny Shaw52
Marcus Davis.....22	K Benjamin50
Quan Bray.....20	Nick O'Leary.....33

POINTS SCORED

AUBURN	FLORIDA STATE
Tre Mason138	R Aguayo.....147
Cody Parkey104	D Freeman84
Nick Marshall.....66	K Benjamin84

TACKLES

AUBURN	FLORIDA STATE
Chris Davis69	Telvin Smith.....75
C McKinzy.....66	Lamarcus Joyner 64
Ryan Smith62	Terrance Smith...55
J Whitehead62	Timmy Jernigan 54
R Therezie55	T Brooks.....50

INTERCEPTIONS

AUBURN	FLORIDA STATE
R Therezie..... 4	Nate Andrews..... 4
Ryan Smith3	Telvin Smith3
J Whitehead2	Lamarcus Joyner ..2

SACKS

AUBURN	FLORIDA STATE
Dee Ford8.5	L Joyner5.0
Carl Lawson.....4.0	T Jernigan4.5
Gabe Wright3.0	8 with.....2.0

Bowl Notes

AUBURN BY THE NUMBERS

Category	2013
Record	12-1
SEC	7-1
West	5-1
East	2-0
Non-Conference	5-0
Home	8-0
Away	3-1
Neutral	1-0
Day	6-0
Night	6-1
TV Games	11-1
ABC	0-0
CBS	4-0
ESPN	1-1
ESPN2	2-0
ESPNU	2-0
FSN	2-0
SEC TV	0-0
CSS	0-0
Scoring first	8-0
Opponent scoring first	4-1
Leading at half	10-0
Trailing at half	2-1
Tied at half	0-0
Leading after Third Quarter	9-0
Trailing after Third Quarter	2-1
Tied after Three Quarters	1-0
Overtime Games	0-0
Scoring fewer than 20 points	0-0
Scoring 20+ points	12-1
Scoring 30+ points	11-0
Scoring 40+ points	6-0
Allowing fewer than 20 points	4-0
Allowing 20+ points	8-1
Allowing 30+ points	3-1
Rushing for less than 100 yards	0-0
Rushing for 100+ yards	12-1
Rushing for 200+ yards	11-1
Rushing for 300+ yards	7-0
Passing for 200+ yards	5-1
Passing for 300+ yards	1-0
Totaling less than 300 yards	0-0
Totaling 300+ yards	12-1
Totaling 400+ yards	9-1
Totaling 500+ yards	5-0
Allowing less than 100 yards	0-0
Allowing less than 300 yards	2-0
Allowing 300+ yards	10-1
Having 100-yard rusher	10-1
Having 2 100-yard rushers	4-0
Having 100-yard receiver	4-1
Opp 100-yard rusher	5-1
Opp 100-yard receiver	4-1
No turnovers	2-0
Fewer than 3 turnovers	12-0
3 or more turnovers	1-1
No takeaways	2-0
Fewer than 3 takeaways	8-1
3 or more takeaways	2-0
More than 30:00 of possession	5-1
Less than 30:00 of possession	7-0

the Tigers have played six ranked teams during the season.

The win at No. 7 Texas A&M was Auburn's first win over a ranked opponent on the road since October 1, 2011, at No. 10 South Carolina. The Tigers also defeated No. 24 Ole Miss, No. 25 Georgia, No. 1 Alabama and No. 5 Missouri this season.

Versus No. 1

Auburn is now 4-8 all-time when facing the nation's top ranked team after November's 34-28 win over Alabama. The Tigers are 2-2 against No. 1 at Jordan-Hare Stadium. Prior to this season, Auburn's last matchup at home against a No. 1 team was a 23-20 win over Florida in 2001.

No team has ever beaten two No. 1 teams in the same season. Oklahoma tied No. 1 Texas 15-15 and later beat No. 1 Nebraska 17-7 in 1984.

IN TOP FIVE MATCHUPS

This is the 10th game in Auburn history involving two AP top five teams, and the first time that has occurred in three consecutive games. Auburn is 5-3-1 in those games.

- 1971: #3 Alabama 31, #5 AU 7 (Birmingham)
- 1972: #3 Oklahoma 40, #5 AU 22 (Sugar Bowl)
- 1983: #3 Texas 20, #5 AU 7 (Auburn)
- 1983: #4 AU 28, #5 Florida 21 (Auburn)
- 1983: #3 AU 13, #4 Georgia 7 (Athens)
- 1990: #3 AU 26, #5 Tennessee 26 (Auburn)
- 2011: #1 AU 22, #2 Oregon 19 (BCS)
- 2013: #4 AU 34, #1 Alabama 28 (Auburn)
- 2013: #3 AU 59, #5 Missouri 42 (Atlanta/SEC)

Auburn has played Top Five opponents in back to back games only three seasons previously, in 1968 (vs. #5 Tennessee and #5 Georgia), in 1971 (vs. #3 Alabama and #3 Oklahoma), and in 1981 (vs. #4 Georgia and #4 Alabama).

IN TOP TEN MATCHUPS

This will be the 38th matchup between AP Top 10 teams in Auburn history, with the Tigers being 20-15-2. The Tigers are 8-7-1 in Jordan-Hare Stadium, 6-2 in true road games and 6-6-1 at neutral sites. Auburn has won its last five Top 10 matchups, and nine of the last 10 in meetings of Top 10 teams.

- 1963: #9 AU 10, #6 Alabama 8 (Birmingham)
- 1964: #6 Nebraska 13, #5 AU 7 (Orange Bowl)
- 1971: #5 AU 10, #9 Tennessee 9 (Knoxville)
- 1971: #6 AU 35, #7 Georgia 20 (Athens)
- 1971: #3 Alabama 31, #5 AU 7 (Birmingham)
- 1972: #3 Oklahoma 40, #5 AU 22 (Sugar Bowl)
- 1972: #8 LSU 35, #9 AU 7 (Baton Rouge)
- 1972: #9 AU 17, #2 Alabama 16 (Birmingham)

- 1974: #2 Alabama 17, #7 AU 13 (Birmingham)
- 1983: #3 Texas 20, #5 AU 7 (Auburn)
- 1983: #4 AU 28, #5 Florida 21 (Auburn)
- 1983: #3 AU 35, #7 Maryland 23 (Auburn)
- 1983: #3 AU 13, #4 Georgia 7 (Athens)
- 1984: #3 AU 9, #8 Michigan 7 (Sugar Bowl)
- 1984: #10 Miami 20, #1 AU 18 (NJ)
- 1985: #2 Florida 14, #6 AU 10 (Auburn)
- 1987: #6 AU 29, #10 Florida 6 (Auburn)
- 1987: #4 Florida State 34, #6 AU 6 (Auburn)
- 1988: #6 AU 16, #4 Syracuse 16 (Sugar Bowl)
- 1989: #4 Florida St 13, #7 AU 7 (Sugar Bowl)
- 1990: #3 AU 26, #5 Tennessee 26 (Auburn)
- 1990: #5 AU 20, #7 Florida State 17 (Auburn)
- 1994: #6 AU 36, #1 Florida 33 (Gainesville)
- 1994: #4 Alabama 21, #6 AU 14 (Birmingham)
- 1995: #3 Florida 49, #7 AU 38 (Auburn)
- 1997: #7 Florida 24, #6 AU 10 (Auburn)
- 2003: #8 USC 23, #6 AU 0 (Auburn)
- 2004: #8 AU 34, #10 Tennessee 10 (Knoxville)
- 2004: #3 AU 24, #8 Georgia 6 (Auburn)
- 2005: #3 AU 16, #9 Va Tech 13 (Sugar Bowl)
- 2006: #3 AU 7, #6 LSU 3 (Auburn)
- 2008: #6 LSU 21, #10 AU 16 (Auburn)
- 2010: #5 AU 24, #6 LSU 17 (Auburn)
- 2010: #2 AU 28, #9 Alabama 27 (Tuscaloosa)
- 2011: #1 AU 22, #2 Oregon 19 (BCS)
- 2013: #4 AU 34, #1 Alabama 28 (Auburn)
- 2013: #3 AU 59, #5 Missouri 42 (Atlanta/SEC)

BACK IN THE BCS

Nine players on Auburn's 2013 roster saw action in the 2010 BCS National Championship game in Glendale, Ariz. Of those nine, eight will see action this season with the exception of senior Jeffrey Whitaker that is redshirting the season due to injury.

Senior defensive tackle Nosa Eguae started the 2010 championship game and recorded four solo tackles with one tackle for loss.

30+ POINTS EQUALS VICTORY

Auburn has won 88 consecutive games when scoring 30 or more points. The last time the Tigers lost when registering at least 30 points was a 56-49 four-overtime loss to Georgia in 1996. In its history, Auburn is now 305-4 when scoring at least 30 points.

MOST IMPROVED

Improving from a record of 3-9 a year ago to their current 12-1 mark, the Tigers have improved by 8.5 games for the biggest turnaround in college football this season. In fact, Auburn's achievement has tied the NCAA improvement record of 8.5, set by Hawaii from 1999-2000 (0-12 to 9-4).

FINE LINE

Auburn gets excellent production in 2013 from both its offensive and defensive line. The offensive line ranks third in the SEC and 21st nationally in fewest sacks allowed (1.23/game) and fifth in the SEC and 18th in the

Bowl Notes

NCAA in fewest TFL allowed (4.46/gm).

That has allowed Auburn to get 15 100-yard rushing performances from a combination of four different players, one of only seven schools to do so. Auburn averages 335.7 rushing yards per game, first nationally.

On the defensive line, 13 players are getting time in the rotation, and 11 of those have contributed to at least one sack this season. Auburn is fourth in the the SEC and ranks 36th nationally with 6.5 TFL per game.

As a group, the D-line has 58.0 TFL and 26.0 sacks; last year, the AU line accounted for 33.5 TFL and 16.0 sacks.

Senior Dee Ford, with 8.5 sacks this season in 11 games played, is third in the SEC and 22nd nationally in sacks per game. His 18.5 career sacks rank sixth on Auburn's career list.

SEC IMPROVEMENT

With a seven-win improvement from 0-8 in SEC play a year ago to 7-1 this season, Auburn has made the biggest turnaround in SEC history. The previous top turnarounds:

Ole Miss: 1-6 (1946) to 6-1 (1947)
Georgia: 2-4 (1958) to 7-0 (1959)
Ole Miss: 0-6 (1974) to 5-1 (1975)
LSU: 0-6 (1983) to 4-1-1 (1984)

THE ELLIS EFFECT

Including his current stint at Auburn, Ellis Johnson's last three stops as defensive coordinator have seen the veteran coach bring major improvement to his team's scoring defense in his first season.

This season with the Tigers, Johnson has guided the defense to an improvement of 28 spots in the NCAA scoring defense rankings through 2013 (66th to 38th):

Mississippi State: 2003 - 117 (last)/39.2 ppg
2004 - 60/25.5 (-2.4)

South Carolina: 2007 - 39/23.5 ppg
2008 - 31/21.1 (-13.7)

Auburn: 2012 - 66/28.3 ppg
2013 - 38/24.0 (-4.3)

Auburn's defense has allowed 312 points (24.0 ppg), the fewest total points since 2008, when Auburn allowed just 211 points (17.6 ppg) through 12 games.

IN THE RED ZONE/OFFENSE

Auburn is 51-57 scoring in the red zone on the season for the best percentage in the SEC (.895). Auburn has scored 42 touchdowns and

nine field goals on drives in the red zone this season.

IN THE RED ZONE/DEFENSE

Auburn is second in the SEC in red zone defense, allowing opponents to score 34 of 48 times, for a 70.8 percentage. Opponents have converted 23 touchdowns and 11 field goals in the red zone.

That percentage is a significant improvement from the Tigers' national ranking over the last five seasons. Auburn ranks seventh in NCAA red zone defense; the Tigers' best ranking since 2009 has been 72nd in 2010 (0.84).

MORE ABOUT THE TIGERS ...

- Florida State (15) and Auburn (9) hold the longest active winning streaks in the FBS entering bowl season. Auburn's nine-game winning streak is tied for the ninth longest in school history.

- This is only the third time Auburn has started a season 12-1 or better. Auburn started the 2004 season 12-0 on its way to a 13-0 finish, and Auburn started the 2010 season 12-0 on its way to winning the national championship with a 14-0 record.

- Auburn set a school record for the best one-year turnaround with a nine-game swing. Previous bests were six games: 1918 (2-5) to 1919 (8-1); 1934 (2-8) to 1935 (8-2); 1992 (5-5-1) to 1993 (11-0); 2009 (8-5) to 2010 (14-0).

- Auburn ranks eighth nationally in yards per play on offense at 7.03 yards. The Tigers rank second nationally behind Navy with 215 rushing first downs.

- Auburn has scored 30 points in nine consecutive games for the first time in school history. The previous best was in 1994, when the Tigers scored 30 points or more in eight straight games.

- Auburn threw for 200+ yards just once in 2011 (286 yards vs. Utah State) and twice in 2012 (281 vs. Arkansas and 211 vs. Texas A&M). Auburn has thrown for 200+ yards in a game six times in 2013 (339 vs. Mississippi State, 224 at LSU, 201 vs. Western Carolina, 236 at Texas A&M, 206 vs. Florida Atlantic, 243 vs. Georgia).

- Although even in the turnover margin for the season (18 to 18), Auburn has outscored its opponents 73-41 in points off turnovers (5.6 to 3.2 points per game).

- The Tigers are 5-0 in games decided by seven points or less and 6-0 in games decided by eight points or less, with six come-from-behind wins.

AUBURN'S BOWL MVPS

BCS National Championship Game

2010 Michael Dyer (offense)
Nick Fairley (defense)

Citrus Bowl/Capital One Bowl MVP

1982 Randy Campbell (*Tangerine Bowl*)
1987 Aundray Bruce
2001 Ben Leard (offense)
Javor Mills (defense)
2003 Ronnie Brown (MVP)
Dontarrious Thomas (defense)

Cotton Bowl MVP

1986 Bo Jackson
2007 Courtney Taylor (offense)
Will Herring (defense)

Gator Bowl MVP

1954 Vince Dooley
1954 Joe Childress
1955 Joe Childress
1971 Pat Sullivan
1972 Wade Whatley
1974 Phil Gargis

Independence Bowl MVP

1996 Dameyune Craig (offense)
Ricky Neal (co-defense)
Takeo Spikes (co-defense)

Liberty Bowl MVP

1965 Tom Bryan
1984 Bo Jackson

Music City Bowl MVP

2003 Jason Campbell

Outback Bowl MVP

1990 Reggie Slack
2010 Darvin Adams

Peach Bowl/Chick-fil-A MVP

1990 Stan White (offense)
Darrel Crawford (defense)
1998 Dameyune Craig (offense)
Takeo Spikes (defense)
2007 Pat Sims
2011 Oterio McCalebb (offense)
Chris Davis (defense)

Sugar Bowl MVP

1984 Bo Jackson
2005 Jason Campbell

Sun Bowl MVP

1968 Buddy McClinton (defense)
David Campbell (offense)

Bowl Notes

CAREER STATS IN BOWL GAMES

PASSING

Player	Comp-Att-Int	TD	Yds
Quan Bray	0-1-0	0	0

RUSHING

Player	No	Yds	Avg./C	TD
Tre Mason	9	64	7.1	0
Kiehl Frazier	16	55	3.4	2
Quan Bray	1	16	16.0	0

RECEIVING

Player	No	Yds	Avg./C	TD
Quan Bray	3	12	4.0	0

DEFENSIVE

Player	UA+A	Tot	Misc.
Chris Davis	7+1	8	1 FF, 1 PBU
Jon Mincy	6+0	6	---
Nosa Eguae	4+0	4	1.0 TFL
Jake Holland	2+0	2	INT
Jermaine Whitehead	2+0	2	---
Ryan Smith	2+0	2	1.0 TFL, 1 FR
Robenson Therezie	2+0	2	1.0 TFL
Jeffrey Whitaker	1+1	2	0.5 TFL
Ladarius Owens	1+0	1	---
Craig Sanders	1+0	1	---
Gabe Wright	1+0	1	1.0 Sack
Kenneth Carter	0+0	0	1 PBU
Angelo Blackson	0+0	0	1 Block

PUNT RETURNS

Player	No.	Yds.	Avg.	TD
Quan Bray	1	0	0.0	0

KICK RETURNS

Player	No.	Yds.	Avg.	TD
Quan Bray	2	74	37.0	0

PUNTING

Player	No.	Yds.	Avg.	Long
Steven Clark	3	147	49.0	52

KICKING

Player	PAT	FGM-A	Long FG
Cody Parkey	5	2-3	45 yards

**Jay Prosch saw action while at Illinois in the 2010 Texas Bowl and Nick Marshall participated in the 2012 Outback Bowl while at Georgia.

- Auburn has had a 100-yard rusher in 11 of 13 games this season, including at least one in nine of the last 10 contests. The Tigers have had a pair of 100-yard rushers in four games this season.

- Auburn's total offense of 628 against Florida Atlantic gave the Tigers a school record for most yards of total offense in a three-game span (1,955). Auburn had 712 vs. Western Carolina and 615 at Texas A&M. The previous record was 1,726 yards in 2010 vs. LSU (526), at Ole Miss (572) and vs. Chattanooga (628).

- Auburn has scored on its opening drive in seven of 13 games this season (five touchdowns and two field goals).

- Auburn's 44.85-yard average on seven kick/punt returns vs. Tennessee set a new NCAA record; the previous NCAA record was 41.8 yds/ret by Florida State vs. Virginia Tech in 1974.

- Auburn won SEC road games in consecutive weeks for the first time since winning at Kentucky 49-27 on November 5 and winning at Georgia 31-30 on November 12 in 2005.

DRIVE TIME

Auburn has had 31 drives of 75 yards or longer during the 2013 season, all of them accounting for touchdowns. Last season, Auburn had only 13 drives of that length in 12 games, and only 11 such drives in 2011.

The past 18 years, the current total ranks first: 2013 (31); 2010 (29); 2004 (24); 2005 (20); 2000 (17); 1994, 2003 (14); 2012 (13); 2001, 2009, 2011 (11); 1999, 2006, 2007 (10).

Auburn has had 10 scoring drives of less than a minute this season. The quickest scoring drive for the Tigers was a 10-second drive on a 43-yard run by Corey Grant against Florida Atlantic. The quickest SEC drive was 0:25 covering 29 yards on two plays at Arkansas.

THE FIELD GOAL RETURN

Chris Davis' 100-yard return of a missed Alabama field goal attempt for the game-winning score in the final second of the Iron Bowl was the first-such touchdown in Auburn history. The return started at the back of the end zone and is recorded statistically as 100 miscellaneous yards.

According to the NCAA record book, it is just the fifth time in NCAA history that a missed field goal was returned for a TD, the fourth time it was returned for 100 yards for a score and the second time this year (LSU's Odell Beckham, Jr. vs UAB).

The two other times returns went for 100 yards were in 1968 (Clemson vs. Georgia –

Richie Luzzi for Clemson) and 1966 (California vs. Washington State – Don Guest for California).

Davis ranks second nationally in punt returns, averaging 20.1 yards per return on 14 attempts, including an 85-yard punt return for a touchdown at Tennessee.

MORE FROM THE SEC CHAMPIONSHIP...

- Auburn's 59 points scored broke an SEC Championship game record previously set by the Tigers in 2010 versus South Carolina. 59 points against Missouri also marks the third-most points Auburn has scored against an SEC opponent in school history.

- The 101 combined points is an SEC title game record, smashing the 73 in 2010 (Auburn 56, South Carolina 17). The 55 combined first half points was also a record, bettering the 42 done in that same game. The halftime total was more than the combined total of 15 previous championship games.

- Tre Mason, the third running back to be Championship MVP, set three individual championship game rushing marks. His 304 rushing yards bettered the 201 by LSU's Justin Vincent in 2003. Mason had 195 on 23 carries in the first half. The 304 yards is also the fifth-highest total in conference history and three shy of the Auburn school record of 307 held by Curtis Kuykendall vs. Miami in 1944.

His 46 rushing attempts bettered the 31 set by Tennessee's Jamal Lewis in 1997. That total is the second-most in SEC history trailing only the 47 by Georgia's Herschel Walker against Florida in 1981.

His four rushing touchdowns broke the previous best of three by Alabama's Mark Ingram (2009), Florida's Reidel Anthony (1996) and LSU's Kenny Hilliard (2011). His 52-yard run was the sixth-longest in the championship game.

- Auburn set SEC Championship Game team records for rushing first downs, rushing attempts, rushing yards and rushing touchdowns with 26, 74, 545 and seven, respectively. It broke Alabama records of 53 attempts in 2009, 18 rushing first downs and 350 rushing yards in 2012. There were three rushing TDs done multiple times.

- The eight offensive touchdowns (7 rush, 1 pass) is a game record, eclipsing seven by Auburn in the 2010 game. Auburn also set a championship game record with 677 yards of total offense on 85 plays. It broke the mark of 589 it established in 2010 against South Carolina. The teams combined for 1,211 yards of total

Bowl Notes

offense, bettering the previous mark of 938 set in the 2010 game. The 85 plays tied Georgia's 2011 and Auburn's 2004 totals.

- Auburn's Cody Parkey made a championship game record and career-best 52-yard field goal at 8:17 in the third quarter. It bettered the 51 done on three previous occasions. Parkey's 54-yard field goal attempt in the first quarter was the longest attempt in championship game history. The previous long attempt was 52 by Todd Latourette of Arkansas in 1995.
- Nick Marshall's 11 pass attempts were a championship game low. The previous mark was 12 attempts by Georgia in 2005.

• Auburn's 677 yards of total offense against Missouri set a school record against SEC opponents, fourth most in school history. It's the fourth time this year the Tigers have eclipsed the 600-yard mark. The season-high was 712 against Western Carolina.

• It was the second game this season that four different Auburn players have scored a rushing touchdown; the other was Florida Atlantic

• Auburn has 45 rushing touchdowns on the season, a new school record; the previous mark was 41 in 2010

• The SEC Championship is Auburn's eighth all-time, tying the Tigers with Tennessee for fifth-most in league history. Alabama leads the all-time list with 23.

The win over Missouri gives Auburn its third SEC Championship since 2004, the most of any program in the league. Florida, LSU and Alabama each have two. Georgia owns one.

Auburn has won more SEC Championships this decade than any other team: 2010: Auburn 56, South Carolina 17; 2011: LSU 42, Georgia 10; 2012: Alabama 32, Georgia 28; 2013: Auburn 59, Missouri 42

• Auburn is the first team in SEC history to win the SEC Championship outright after going winless in league play the season before. In 1976, Kentucky tied Georgia with a 5-1 league record to become co-SEC Champions after a forfeit was imposed on Mississippi State by the NCAA and the SEC.

• Auburn is only the fourth team to win its conference title outright a season after going winless in league play the previous season and the first to do so since 1972. Kent State won the Mid-American Conference with a 4-1 record after going 0-5 in 1971. Minnesota won the Big 10 in 1900 with a 3-0-1 record after going 0-3 in league play in 1899. Stanford won the Pac-10 Conference in 1940 with a 7-0 record after

going 0-6-1 in 1939.

AIR MARSHALL WELL GROUNDED

Junior Nick Marshall continues to excel at the helm of the Auburn offense. He is 11-1 as a starter and has engineered four comebacks in the fourth quarter, vs. Mississippi State, Texas A&M, Georgia and Alabama. During Auburn's nine-game win streak, he has accounted for 19 touchdowns with only five turnovers. He has 1,023 yards rushing this season.

Marshall passed 1,000 yards rushing against Missouri, only the fourth quarterback in SEC history to reach the plateau. Three of the quarterbacks to reach the mark played for AU (Cam Newton, 2010; Jimmy Sidle, 1963). The only other is Texas A&M's Johnny Manziel (2012).

Named SEC player of the week, Marshall rushed for 214 yards on 14 carries at Tennessee, scoring twice, to tie the third-highest rushing total ever by an Auburn quarterback. It was the best rushing performance by any player in the SEC and the 28th best rushing performance in Division I this season.

His 62-yard run in the second quarter was a career long for Marshall, the longest run by an Auburn QB since a 71-yard run by Cam Newton vs. Arkansas State in 2010, and the longest run ever by an Auburn player vs. Tennessee.

Marshall was 15-26 passing for 229 yards against Georgia, with the game-winning 73-yard pass to Ricardo Louis on 4th-and-18 with just 0:25 remaining. Marshall also rushed for 89 yards and two scores against Georgia, the fourth time this season Marshall has rushed for multiple TDs in a game.

Marshall gained 99 yards rushing with a 45-yard touchdown run, and passed for two more scores in the win over Alabama.

For the season, Marshall has passed for 1,759 yards and rushed for 1,023 more, averaging 231.8 yards total offense per game. He is third in Auburn QB season rushing. He did not play against Western Carolina and left the Florida Atlantic game early in the second quarter.

Marshall passed for 236 yards and a pair of touchdowns and rushed for 100 yards, scoring twice on runs of 16 and 13 yards in the win at Texas A&M, earning his first SEC offensive player of the week award. At Arkansas, he rushed for 59 yards and his 88-yard touchdown completion to Sammie Coates was the third longest pass play in Auburn history.

Against Ole Miss, Marshall posted his first 100-yard rushing game, with 140 yards on 14 carries, scoring twice. Only seven Auburn QBs have rushed for 100 yards in a game; AU

TIGERS PERFECT TWICE SINCE 2004

Auburn is the only Southeastern Conference team to record two perfect seasons since 2004, going 13-0 in '04 and 14-0 in 2010. Since the 2004 season, Auburn has won 45 of its 75 SEC games and 47 of its 77 games against SEC schools, including the 2004 (vs. Tennessee) and 2010 (vs. South Carolina) SEC Championship games. SEC record since 2004:

	W-L	Pct.
LSU	58-22	.725
Alabama	58-24	.707
Georgia	54-27	.667
Florida	53-27	.663
Texas A&M	10-6	.625
Auburn	50-30	.625
South Carolina	45-35	.563
Missouri	9-7	.563
Arkansas	35-45	.438
Tennessee	35-45	.438
Mississippi State	26-54	.325
Ole Miss	21-58	.266
Vanderbilt	23-57	.287
Kentucky	19-61	.238

AUBURN IN OVERTIME

Auburn OT Record: 7-5

Home: 5-3

Road: 0-2

Neutral: 2-0

SEC: 1-4

Non-Conference: 6-1

Date	Opponent	Result
11/16/96	GEORGIA(4OT)	L, 56-49
9/25/99	OLE MISS	L, 24-27
11/11/00	GEORGIA	W, 29-26
10/20/01	LOUISIANA TECH	W, 48-41
9/28/02	SYRACUSE (3OT)	W, 37-34
10/19/02	at Florida	L, 30-23
10/22/05	at LSU	L, 20-17
9/8/07	SOUTH FLORIDA	L, 26-23
12/31/07	vs. Clemson*	W, 23-20
1/1/10	vs. Northwestern^	W, 38-35
9/18/10	CLEMSON	W, 27-24
9/15/12	ULM	W, 31-28

All games 1 OT unless noted

Home Games All Caps

* Chick-fil-A Bowl

^ Outback Bowl

Auburn OT Records:

First OT Game in SEC History:

Auburn vs. Georgia, 1996

Most OT Periods: 4, vs. Georgia, 1996

Most OT Points Scored: 21 vs. Georgia, 1996

Most Rushing Yards:

40, Carnell Williams vs. Syracuse, 2002

Most Passing Yards:

45, Dameyune Craig vs. Georgia, 1996

Most Receiving Yards:

23, Karsten Bailey vs. Georgia, 1996

Bowl Notes

AUBURN'S 2013 HONORS

COACH GUS MALZAHN

- ▶ Home Depot Coach of the Year
- ▶ Eddie Robinson Coach of the Year
- ▶ Sporting News Coach of the Year
- ▶ Maxwell Coach of the Year Finalist
- ▶ Liberty Mutual Coach of the Year Finalist
- ▶ SEC Coach of the Year
- ▶ AP SEC Coach of the Year

MONTRAVIUS ADAMS

- ▶ 24/7 True Freshman All-America

STEVEN CLARK

- ▶ Ray Guy Award Semifinalist
- ▶ Capital One Academic-All America (Second Team)
- ▶ AP All-SEC Honorable Mention

CHRIS DAVIS

- ▶ Sporting News All-America First Team
- ▶ CBS Sports All-America First Team
- ▶ SI.com All-America Honorable Mention
- ▶ Coaches' All-SEC Second Team
- ▶ AP All-SEC Second Team
- ▶ Sporting News All-SEC First Team
- ▶ Athlon All-SEC First Team
- ▶ SEC Special Teams Player of the Week (Tennessee)
- ▶ SEC Special Teams Player of the Week (Alabama)

REESE DISMUKES

- ▶ Rimington Trophy Finalist
- ▶ Athlon All-America Third Team
- ▶ AP All-America Third Team
- ▶ Coaches' All-SEC First Team
- ▶ AP All-SEC Second Team
- ▶ Sporting News All-SEC First Team
- ▶ Athlon All-SEC First Team
- ▶ SEC Lineman of the Week (Georgia)

DEE FORD

- ▶ Sports Illustrated All-America HM
- ▶ Ted Hendricks Award Semifinalist
- ▶ Coaches' All-SEC First Team
- ▶ AP All-SEC First Team
- ▶ Sporting News All-SEC First Team
- ▶ Athlon All-SEC First Team

JEREMY JOHNSON

- ▶ SEC Freshman of the Week (Western Carolina)
- ▶ SEC Freshman of the Week (Florida Atlantic)

ALEX KOZAN

- ▶ Freshman All-SEC
- ▶ Sporting News Freshman All-America

RHETT LASHLEE

- ▶ Broyles Award Finalist

quarterbacks have only rushed for 100 yards in a game 18 times in 121 seasons.

Only three quarterbacks nationally have rushed for more yards in a game this season:

Jordan Lynch (Northern Ill) 316 vs. C. Mich.

Taysom Hill (BYU) 259 vs. Texas

Keenan Reynolds (Navy) 240 vs. San Jose St.

Keenan Reynolds (Navy) 226 vs. Hawaii

Nick Marshall (Auburn) 214 at Tennessee

His two touchdown runs against Ole Miss were the first pair of rushing scores by an Auburn QB since Kiehl Frazier scored two rushing TDs in the 2011 Chick-fil-A Bowl. The last Auburn QB to rush for 100 yards in a game was Cam Newton vs. Georgia in 2010. Marshall became the 61st player in Auburn history to have a 100-yard rushing game.

In just his third start, Marshall finished the Mississippi State game 23-34 passing for 339 yards, the first AU quarterback to pass for 300 yards since Cam Newton threw for 335 vs. South Carolina in the 2010 SEC title game.

Marshall's 339 passing yards were 16th all-time at Auburn for single-game passing yardage and the ninth-highest passing total against a conference opponent. Marshall's 339 yards passing were also the most ever by an Auburn quarterback in an SEC debut.

On the game-winning drive against Mississippi State, Marshall accounted for 84 of the 88 total yards, completing six of eight passes for 65 yards while rushing three times for 19 yards. With his 151 yards passing (9-11) in the first quarter, Marshall had already established a new season high.

Marshall was the first Auburn quarterback to pass for more than 200 yards since Barrett Trotter versus Utah State in 2011, and the first to throw for 200+ yards versus an SEC opponent since Newton did it against South Carolina in the 2010 SEC Championship game. Adding 22 yards rushing, Marshall finished with 361 yards total offense. He also had a 37-yard pass reception off a tipped ball he threw and then caught.

His 339 yards were the most passing yards by an Auburn quarterback since Brandon Cox threw for 343 versus Georgia Tech in 2005. It was just the fifth time since the start of the 2000 season that an Auburn QB has thrown for 339 or more yards:

- Ben Leard, 394 v Michigan, 2000
- Daniel Cobb, 381 v La. Tech [OT], 2001
- Jason Campbell, 374 v Tennessee, 2004 [SEC Championship Game]
- Brandon Cox, 343 v Georgia Tech, 2005
- Nick Marshall, 339 v Miss St, 2013

In the 2013 SEC Championship against Missouri, Marshall rushed for 101 yards and a 9-yard touchdown; he also threw a 38-yard touchdown pass to Sammie Coates.

TRE MASON ON THE CARRY

Junior Tre Mason, a Heisman Trophy finalist, is having a memorable season for Auburn. Mason is averaging 124.7 rushing yards per game, best among the SEC.

He has rushed for touchdowns in 10 consecutive games (the longest string since Carnell Williams in 2004) and in 17 of the last 20 games. He is second nationally in consecutive games with a rushing touchdown behind Bishop Sankey (Washington) with 14.

He has rushed for 100+ yards in five consecutive games, the first Auburn back to do so since Kenny Irons in 2005. Mason now has eight 100-yard games this season and 11 for his career.

Mason now has 27 career rushing touchdowns, 29 total career touchdowns and 11 100-yard games. He has seven career games with multiple touchdowns scored, and ranks fifth on Auburn's all-time TD scored list.

His 1,621 yards rushing this season rank seventh on the Auburn single season rushing list, and Mason's 22 rushing touchdowns this season rank first in Auburn single season records, ahead of Cam Newton (20 in 2010).

Mason's 304 yards vs. Missouri is a career-high in rushing yardage, and the second-best rushing game in Auburn history. His previous high was 181 vs. Alabama A&M in 2012; his previous SEC high was 178 vs. Texas A&M this season.

Mason's 195 yards rushing in the first half of the SEC title game surpassed the most rushing yards Missouri has given up to any opponent team this season (184, Texas A&M). It was the second-most yards ever by an Auburn player in the first half and the third-best rushing half ever by an AU player.

Mason's 46 carries in the game broke an Auburn record held by Carnell Williams (Georgia, 2001) and Michael Dyer (South Carolina, 2011). The previous record was 41 carries. Mason's four rushing touchdowns against Missouri tied a career-high set earlier this season at Arkansas. Mason's attempts (46), yards (304) and touchdowns (4) set SEC Championship game records.

Mason crossed the 1,000-yard rushing mark for the second consecutive season with a 10-yard carry in the third quarter of the win at

Bowl Notes

Tennessee; he reached the 1,000-yard mark on his 175th carry of the season.

Mason is the first Auburn player to rush for 1,000 yards in back to back seasons since Michael Dyer in 2010-11; the others all-time were Carnell Williams in 2003-04, Stephen Davis in 1994-95, James Brooks in 1979-80 and Joe Cribbs in 1978-79.

Mason now has 2,784 rushing yards in his career, putting him in eighth place all-time at Auburn. Mason's career total is second best in Auburn history by a player through the end of his junior season:

Stephen Davis 2,811
Tre Mason 2,784
Carnell Williams 2,666
Bo Jackson 2,517

Rushing for 164 yards and a TD against Alabama, which was only giving up 91.3 rushing yards per game to opponents as a team, Mason posted his fourth consecutive 100-yard game, just the fifth time since 2008 that an opponent rusher gained 100+ yards on Alabama.

Mason had 115 yards rushing and a touchdown in the win over Georgia. He rushed for 117 yards and three touchdowns at Tennessee. Mason is the first Auburn player to rush for eight touchdowns in a three-game span since Cam Newton rushed for nine in 2010.

Mason rushed for 168 yards and four touchdowns in the win at Arkansas on a career-high 32 carries, the first Auburn player to score four rushing TD in a game since Cam Newton vs. Kentucky in 2010. He earned SEC offensive player of the week honors for that effort.

In his last 20 games dating back to the Ole Miss game in 2012, Mason has rushed for 2,317 yards and 29 touchdowns on 395 carries for an average of 115.9 yards per game and 5.87 yards per carry.

In six games against ranked teams this season (LSU, Ole Miss, Texas A&M, Georgia, Alabama), Mason has totaled 970 rushing yards and 10 rushing touchdowns on 176 carries for an average of 5.5 yards per carry and 161.7 rushing yards per game on an average of 29 carries per game. He has also caught seven passes for 89 yards and returned seven kickoffs for 159 yards in those games.

Mason has six career 100-yard rushing games against ranked opponents, including five in 2013 (LSU, Texas A&M, Georgia, Alabama, Missouri). In 17 career games against ranked opponents, Mason averages 5.5 yards per carry. Mason has stepped his game up even more in games against Top 10 competition, totaling

778 yards and eight TDs on 128 carries in four games against teams ranked inside of the Top 10, an average of 194.5 ypg and 6.1 ypc.

He has three of the eight best rushing performances in the SEC this season:

304 Tre Mason (Aub) vs. Missouri
214 Nick Marshall (Aub) at Tennessee
184 Jeremy Hill (LSU) vs. Auburn
178 Tre Mason (Aub) at Texas A&M
176 Matt Jones (Fla) at Kentucky
172 Alex Collins (Ark) vs. Samford
169 Rajion Neal (Tenn) vs. South Alabama
168 Tre Mason (Aub) at Arkansas

He, Kent State's Dri Archer and New Mexico's Carlos Wiggins are the only players in the nation with a 100-yard rushing game, a rushing touchdown and 100-yard kick return TD this season.

He led the SEC in rushing touchdowns scored this season in road games with 10; he averaged 148.8 rushing yards in those four road games.

Mason rushed for 178 yards and the game-winning touchdown at Texas A&M; he had 108 of those in the fourth quarter. Mason had 100 rushing yards, all in the first half, against Western Carolina and 132 yards at LSU.

Mason had two rushing touchdowns of 53 and 20 yards against Western Carolina. He scored on a 1-yard run vs. Ole Miss, twice against LSU and scored an 11-yard rushing TD against Arkansas State and rushing and return scores against Washington State.

His kickoff return touchdown of 100 yards against Washington State was the second KOR score of his career; his first was a 97-yard return against Utah State in the 2011 season opener. The Tigers have returned 21 kickoffs for touchdowns in program history. Mason's three returns that day for 141 yards set an Auburn record for best kick return average (47.0).

Now sixth among Auburn career leaders in kickoff return yards, Mason has 1,107 total, and 3,595 all-purpose yards in his career, putting him in that Auburn top 10 also. He holds the Auburn single-season record with 2,137 all-purpose yards, breaking the record (1,859) set by Bo Jackson in 1985.

On the final carry of 2012, Mason passed the 1,000-yard rushing mark, finishing with 1,002 yards on 171 carries (the fewest number of carries to 1,000 yards by any SEC rusher last season). He was the first nonquarterback to lead Auburn in total offense for a season since Bo Jackson in 1985.

Mason had 100-yard efforts last year against

AUBURN'S 2013 HONORS

CARL LAWSON

- ▶ Sporting News Freshman All-America
- ▶ 24/7 True Freshman All-America
- ▶ SEC Freshman of the Week (Ole Miss)

RICARDO LOUIS

- ▶ Paul Hornung Award All-Star (Georgia)

NICK MARSHALL

- ▶ AP All-SEC Honorable Mention
- ▶ SEC Offensive Player of the Week (Texas A&M)
- ▶ SEC Offensive Player of the Week (Tennessee)
- ▶ Manning Award Player of the Week (Tennessee)
- ▶ SEC Offensive Player of the Week (Alabama)
- ▶ Athlon National Player of Week/Offense (Alabama)

TRE MASON

- ▶ Heisman Trophy Finalist
- ▶ SEC Championship MVP
- ▶ Sporting News All-America First Team
- ▶ USA Today All-America Second Team
- ▶ Athlon All-America Second Team
- ▶ AP All-America Second Team
- ▶ CBS Sports All-America Second Team
- ▶ SI.com All-America Second Team
- ▶ SEC Offensive Player of the Year
- ▶ AP SEC Offensive Player of the Year
- ▶ Coaches' All-SEC First Team
- ▶ AP All-SEC First Team
- ▶ Sporting News All-SEC First Team
- ▶ Athlon All-SEC First Team
- ▶ Doak Walker Award Semifinalist
- ▶ SEC Offensive Player of the Week (Ark.)

CODY PARKEY

- ▶ Lou Groza Award Star (Mississippi State)

GREG ROBINSON

- ▶ SI.com All-America Second Team
- ▶ AP All-America Third Team
- ▶ AP All-SEC First Team

CHAD SLADE

- ▶ Athlon All-SEC Second Team

ROBENSON THEREZIE

- ▶ AP All-SEC Honorable Mention
- ▶ SEC Defensive Player of the Week (Washington State)
- ▶ Jim Thorpe National DB of the Week (Washington State)

C.J. UZOMAH

- ▶ AP All-SEC Second Team

GABE WRIGHT

- ▶ AP All-SEC Honorable Mention

Bowl Notes

AUBURN - FLORIDA STATE SERIES RESULTS (Auburn leads, 13-4-1)

YR.	SCORE	SITE.....	DATE
1954:	AU, 33-0	at Auburn.....	Oct. 23
1956:	AU, 13-7	at Auburn.....	Nov. 24
1957:	AU, 29-7	at Tallahassee.....	Nov. 23
1960:	AU, 57-21	at Auburn.....	Nov. 19
1962:	Tie, 14-14	at Auburn.....	Nov. 24
1963:	FSU, 21-15	at Auburn.....	Nov. 23
1972:	AU, 27-14	at Auburn.....	Oct. 28
1974:	AU, 38-6	at Auburn.....	Oct. 26
1975:	AU, 17-14	at Tallahassee.....	Oct. 25
1976:	AU, 31-19	at Auburn.....	Oct. 23
1977:	FSU, 24-3	at Tallahassee.....	Oct. 22
1983:	AU, 27-24	at Auburn.....	Oct. 1
1984:	AU, 42-41	at Tallahassee.....	Oct. 13
1985:	AU, 59-27	at Auburn.....	Oct. 12
1987:	FSU, 34-6	at Auburn.....	Nov. 7
1988:	FSU, 13-7	at New Orleans,.....	Jan. 2,'89 [Sugar]
1989:	FSU, 22-14	at Tallahassee.....	Oct. 21
1990:	AU, 20-17	at Auburn.....	Oct. 20
at Auburn: AU leads, 10-1-1			
at Tallahassee: AU leads, 3-2			
at Neutral Sites: FSU leads, 1-0			
at New Orleans, LA: FSU leads, 1-0			

Alabama A&M (181), New Mexico State (152) and Clemson (106). Mason's 86-yard first-quarter TD run against Alabama A&M was the fourth longest rushing play in AU history and the seventh longest from scrimmage ever.

Mason led Auburn in rushing for the 2012 season season with 1,002 yards on 171 carries, a 5.9-yard per-carry average. Scoring twice against AAMU, his eight touchdowns were also most on the squad; he scored seven of those in the last seven games.

NCAA RANKINGS (AS OF DECEMBER 16) Team

- Rush Offense: 1st (335.7)
- Net Punting: 9th (40.22)
- Kick Returns: 17th (24.06)
- Total Offense: 11th (505.3)
- Scoring Offense: 12th (40.2)
- Punt Returns: 22nd (11.76)
- Scoring Defense: 38th (24.0)
- Pass Eff Defense: 63rd (126.42)
- Rush Defense: 64th (163.2)
- TO Margin: 60th (0.0)
- Total Defense: 88th (423.5)
- Pass Defense: 104th (260.2)
- Pass Offense: 107th (169.6)

Individuals in Top 25

- 2nd: Chris Davis Punt Return Avg. (20.1)
- 3rd: Tre Mason Rushing TDs (22)
- 6th: Tre Mason Scoring (10.6)
- 8th: Tre Mason All-Purpose Yds (164.38)
- 9th: Tre Mason Rushing/Gm (124.7)
- 18th: Nick Marshall Yds/Completion (13.74)
- 19th: Chris Davis Passes Defensed (1.3)
- 22nd: Dee Ford Pass Sacks (0.8)

THE GROUND GAME

Auburn leads the nation in rushing at 335.7 yards per game due to a trio of outstanding tailbacks -- Tre Mason, Corey Grant and Cameron Artis-Payne -- and quarterback Nick Marshall.

With 146 yards rushing on nine carries against Washington State, Corey Grant posted his first 100-yard game, the 59th Auburn rusher ever to do so. Grant's 75-yard second quarter TD run was his first Auburn score and the 24th-longest TD run in Auburn history.

Grant made his first career start against Arkansas State, and responded with a 17-yard first quarter touchdown. He scored on a 43-yard run against Florida Atlantic, had the opening touchdown against Georgia, a 21-yard score, and had a 2-yard touchdown run in the SEC Championship against Missouri. Grant is averaging 50.0 rushing yards per game and 10.0 yards per carry.

Cameron Artis-Payne scored his first career touchdown in the fourth quarter of the win over Arkansas State, a 12-yard run that also put him beyond 100 yards on the night, the 60th player in Auburn history to record a 100-yard rushing game. He rushed for 133 yards and a touchdown against Western Carolina.

Artis-Payne scored a touchdown in the fourth quarter at Texas A&M, in the third quarter of the win over Florida Atlantic, and on a 15-yard run in the SEC Championship game against Missouri. The junior college transfer is averaging 46.8 yards per game on the ground.

This is the first time in Auburn history that Auburn has had four different 100-yard rushers in the same season: Corey Grant (Washington State); Cameron Artis-Payne (Arkansas State and Western Carolina); Nick Marshall (Ole Miss, Texas A&M, Tennessee, Missouri) and Tre Mason (LSU, Western Carolina, Texas A&M, Arkansas, Tennessee, Georgia, Alabama, Missouri).

Auburn has 15 100-yard performances to its credit this year. Auburn, Air Force, Minnesota, Arkansas State, Southern Cal, Ole Miss and Ohio State are the only teams to have at least four different 100-yard rushers this season.

Last season, Auburn scored only eight offensive touchdowns total in eight SEC games. This season, the Tigers scored 32 offensive touchdowns in SEC regular season games and scored eight more in the SEC title game vs. Missouri.

Auburn rushed for three touchdowns against both LSU and Ole Miss; four at Texas A&M, at Arkansas and against Florida Atlantic and Georgia; five against Western Carolina and at

Tennessee; and seven vs. Missouri.

Auburn has had seven 300-yard rushing games this year; the rest of the SEC had eight combined. It's the first time Auburn has rushed for at least three TDs in eight consecutive games through records kept since the 1967 season, and four rushing TDs in seven straight games. It is the first time Auburn has had at least three rushing TDs in seven straight SEC games through records back through 1967.

50+ CARRIES

Auburn is averaging 52.0 rushing attempts per game this season, and the Tigers have carried the ball more than 50 times in eight contests (74 Missouri; 60 Texas A&M; 59 Florida Atlantic; 57 Georgia; 53 Tennessee; 52 LSU; 52 Alabama; 50 Arkansas State).

Since 1967, Auburn is 144-35-3 (.797) when rushing 50+ times in a game, 45-6-1 (.873) when rushing 60+ times in a game, 6-0 when rushing 70+ times in a game, and 1-0 when rushing 80+ times in a game (82 carries in a 41-0 win over Ole Miss in 1985).

INTERCEPTORS

Auburn has recorded 13 interceptions this season, after grabbing only two all last year. Seven different players have accounted for those picks, led by Robenson Therezie with four and Ryan Smith with three.

Therezie and Joshua Holsey each recorded their first career interception against Washington State. It marked the first time two players recorded their first career picks in the same game since Jake Holland and Jermaine Whitehead did so vs. Florida Atlantic in 2011.

Therezie was the first Auburn player to record two interceptions in a game since Josh Bynes against Arkansas in 2010. Auburn as a team had only two interceptions in the 2012 season. Therezie was selected as SEC Defensive Player of the Week and the Jim Thorpe Award national defensive back of the week.

Therezie scored on a 78-yard interception against Ole Miss, the eighth longest such play in Auburn history. It was the longest interception return for a touchdown by an Auburn player since Walter McFadden in the 2010 Outback Bowl vs. Northwestern. Auburn's last interception for a touchdown was by Trent Fisher vs. Alabama A&M last season, a 60-yard return. It was Therezie's third interception of the season, and the first interception thrown by Ole Miss' Bo Wallace this year.

Therezie's fourth pick of the season game at Tennessee. The last Auburn player to have four interceptions in a season was Walter McFadden

Bowl Notes

with six in 2009.

Ryan Smith recorded his first career interception against Ole Miss in the fourth quarter of that win, and had a first-quarter interception at Texas A&M. He had Auburn's only interception versus Georgia, his 3rd pick of the season.

Jermaine Whitehead recorded a third-quarter interception at LSU, breaking Zach Mettenberger's string of 77 pass attempts without an interception. It was Auburn's first interception in an SEC game since 2011 vs. Ole Miss (T'Sharvan Bell). It was the second career pick for Whitehead; his first was versus Florida Atlantic in 2011. Whitehead added another interception in the SEC Championship against Missouri.

Jonathon Mincy recorded his first career interception, and the first by an AU corner since 2011, with a 10-yard pick against Western Carolina. Ryan White posted his first career interception versus Texas A&M and Cassanova McKinzy nabbed his first career interception at Arkansas.

CATCHING ON

Sophomores Sammie Coates (38) and Ricardo Louis (26) and true freshman Marcus Davis (22) are three of Auburn's top four receivers for the season. The young trio has combined for 86 receptions for 1,329 yards and 10 touchdowns. Those totals account for 54% of Auburn's receptions and 60% of its receiving yards this year.

Junior Quan Bray, with 20 catches for 191 yards and three touchdowns, rounds out the Auburn reception leading quartet.

Coates' 841 receiving yards this season rank ninth on Auburn's single season list, passing Freddy Weygand (796 in 1984) and Karsten Bailey (840 in 1997) and he is seventh in receiving touchdowns with seven.

Coates set a career high at LSU with 139 yards receiving on four receptions, his first career 100-yard receiving game and the first for an AU receiver since Emory Blake vs. Georgia in 2012. He is the first Tiger other than Blake to record 100 yards receiving since 2010.

Coates had 104 yards receiving on five catches in the win at Texas A&M, including a 43-yard TD catch. He had 113 yards receiving on just three catches against Florida Atlantic, with touchdowns of 67 and 36 yards from Jeremy Johnson. He had 102 yards on three catches at Arkansas, including a career-long 88 yard touchdown from Nick Marshall.

The last Auburn receiver to record three straight 100-yard games was Tyrone Goodson vs. Ole Miss, LSU and UCF in 1997. The last to

catch a touchdown pass in three consecutive games was Philip Lutzenkirchen in 2011.

Coates, who had a 39-yard touchdown reception in the final minute of the win over Alabama and a 38-yard TD in the SEC Championship against Missouri, is second nationally in yards per catch (22.1). His 14 catches this year of 30+ yards are seventh most of any player nationally. His seven catches of 40+ yards this season are 17th nationally and he is tied for ninth in the country with four catches of 50+ yards. With three catches of 60+ yards, Coates is tied for ninth nationally.

Coates has seven touchdown catches this season, and is averaging 54.1 yards per TD reception; the touchdown distances: 88, 68, 67, 43, 39, 38, 36.

Louis caught the dramatic 73-yard tipped pass that won the Georgia game. He had 131 receiving on just four catches (his first career 100-yard game) and added another 66 yards rushing against the Bulldogs, earning him a spot on the Paul Hornung Award honor roll.

NO RETURN POLICY

Senior punter Steven Clark, a 2011 Ray Guy Award finalist and 2012 and 2013 semifinalist, continues to excel. His season average is 42.5 with eight of 50+ yards and 21 inside the 20. Clark has had only five punts returned during the 2013 campaign on 50 kicks. He did not punt against Western Carolina.

Only five of his 70 punts last season were returned. Clark averaged 39.8 yards per punt in 2012, placing 15 kicks inside the 20. His season long was 54 yards against LSU; he had six punts last year of 50 yards or more.

For his career, Clark has a 40.5 average on 198 career punts, with 69 punts landing inside the 20 and 27 kicks of 50 yards or longer. Only 11 percent of his career punts (22-198) have been returned, for an average of just 5.4 yards per return.

A nominee for the National Football Foundation post-graduate scholarship and Senior CLASS Award, Clark is fourth in Auburn career punts (198) and career punting yards (8,017).

PARKEY FOR THREE

Cody Parkey hit three field goals in the 24-20 Mississippi State win, including a 47-yarder that tied his then-career long, earning Lou Groza Award Star of the Week honors. Parkey also kicked a 47-yarder against Washington State, one of three FG he made in that 31-24 win. Parkey's 52-yard field goal in the SEC championship game was a career long for the senior

and is 10th in Auburn records and the longest since 2008.

Parkey had his SEC-leading string of 90 consecutive PAT kicks made snapped with a blocked PAT at Tennessee. He now has 132 career PAT (132-134), making him the fifth player in Auburn history to kick more than 100.

His string of 19 straight field goals made from 45 yards and in, dating back through the 2011 Chick-fil-A Bowl, was broken on a 40-yarder vs. Florida Atlantic. He is 13-17 on field goals this season.

Parkey now ranks fourth in Auburn career field goal percentage at .745 (38-51), just behind Scott Etheridge (.791), Matt Hawkins (.788) and Win Lyle (.763).

Parkey is first in the nation in touchbacks with 67 this season. During his career, 140 of Parkey's 242 kickoffs have gone for touchbacks (.578), including 139 of 207 since the beginning of his sophomore season (.671).

In 2012, Parkey converted on nine straight three-pointers dating back through the 2011 season, before missing on a 49-yarder vs. Arkansas. That tied the third best string of consecutive field goals at Auburn since 1981.

Parkey was 11-14 on field goals last year, and 27-27 last season on PAT kicks. He made four field goals versus Clemson (37-46-27-36 yards), tying a Chick-fil-A Kickoff Classic record and earning him Lou Groza Award star of the week honors. Parkey's game-winner against ULM earned him SEC Special Teams Player of the Week honors.

AVERAGE PER DOWN

Here's a breakdown for the season of how the 2013 Auburn offense operates on first, second, third and fourth down.

On first down, the Tigers have run a total of 426 plays, gaining 3,114 yards for an average of 7.31 yards per play. On second down, AU has tried 344 plays for 2,041 yards, an average of 5.93 per play. On third down, the Tigers have run 167 plays, gaining 1,204 yards for a 7.21 average. Auburn has tried 15 fourth-down attempts, gaining 98 yards (6.5-yard average).

Auburn's touchdowns have come 23 times on first down (17 rush, six pass), 22 times on second down (17 rush, five pass), 13 times on third down (seven rush, six pass) and once on a fourth-down run.

Bowl Notes

THE RETURN GAME

Auburn is one of five teams nationally to return a kickoff and a punt for a touchdown in the same game this season:

Auburn at Tennessee
North Texas at Georgia
Alabama vs. Virginia Tech
Baylor vs. Iowa State
North Carolina vs. Old Dominion

Auburn is one of 17 teams to return both a kickoff and a punt for a TD this season, and one of 11 teams nationally with at least three kickoff/punt returns for touchdowns this season:

5 *North Carolina: 4 PR, 1 KR*
5 *North Texas: 4 PR, 1 KR*
4 *Alabama: 3 PR, 1 KR*
4 *Rutgers: 2 PR, 2 KR*
4 *Duke: 2 PR, 2 KR*
3 *Auburn: 1 PR, 2 KR*
3 *Southern Cal: 3 PR, 0 KR*
3 *Oklahoma State: 2 PR, 1 KR*
3 *Baylor: 2 PR, 1 KR*
3 *Oregon: 2 PR, 1 KR*
3 *New Mexico: 0 PR, 3 KR*

Auburn ranks third in the nation among teams with the longest active streak of kickoff returns for a touchdown in consecutive seasons. The Tigers have had at least one kickoff return for a score in each of the past six seasons, including Tre Mason's 100-yard return against Washington State and Corey Grant's 90-yard return at Tennessee.

Schools with the most consecutive seasons with a kickoff return for a score (*already extended for 2013):

9: *Kansas State**
7: *Louisiana Tech*
6: *UCF, Auburn**
5: *Northern Illinois**
4: *Florida*, Arizona State, Toledo, Idaho*

Auburn's KOR touchdowns during that string have come from: Corey Grant (90 vs. Tennessee, 2013); Onterio McCalebb (100 vs. Mississippi State, 2012 and 83 vs. Alabama, 2011); Tre Mason (97 vs. Utah State in 2011 and 100 vs. Washington State, 2013); Demond Washington (95 vs. Ole Miss, 2010 and 99 vs. Georgia, 2009); and Tristan Davis (97 vs. Arkansas and 95 vs. UT-Martin, 2008).

Only 10 teams have returned two kickoffs for touchdowns this season: Auburn, Duke, Iowa State, New Mexico, Purdue, Rutgers, Stanford, TCU, Texas State and UTEP.

Auburn and LSU are the only two programs in the country to return a kick-off, punt and missed field goal for a touchdown.

ACADEMIC ALL-AMERICA

Auburn punter Steven Clark has been honored as a 2013 second team Capital One Academic All-American, selected by the College Sports Information Directors of America. These teams recognize the nation's top student-athletes for their combined performances athletically and in the classroom. Capital One has been the entitlement rights holder to CoSIDA's Academic All-America programs since 2011.

Clark, who graduated in May with his bachelor's degree in exercise science, had a 3.70 grade-point average as an undergraduate. He is now enrolled in graduate studies in biomechanics.

Defensive back Trent Fisher, a junior safety from Brentwood, Tenn., was an academic all-district honoree. A nominee for the Burlsworth Trophy, he holds a 3.73 grade-point average in communication.

SCORING BY QUARTERS

This season in the first quarter, the Tigers have outscored the opposition 142-66. In the second quarter, Auburn is ahead of its opponents 152-113. In the third quarter, Auburn has outscored its opponents 121-75, and the Tigers hold a 107-58 lead in the fourth quarter.

Auburn has had three streaks of scoring in at least 10 consecutive quarters this season. The Tigers started the season by scoring in all 12 quarters the first three games. After being shut out in the first half at LSU, Auburn scored in 17 quarters until the fourth quarter of the Florida Atlantic game. Since then, Auburn has scored in 20 consecutive quarters.

For the season, Auburn has scored in 49 of 52 quarters. Additionally, Auburn has scored a touchdown in 44 of 52 quarters this season. Auburn last scored in 20 consecutive quarters in 2010 when the Tigers scored in 21 straight quarters. Auburn scored in the fourth quarter against Kentucky and all four quarters against Arkansas, LSU, Ole Miss, Chattanooga and Georgia.

CONVERSION RATE

The Auburn defense ranked first in the SEC allowing opponents to convert just 25.0 percent (11-44) of third down attempts in the fourth quarter, and only 28.75 percent (23-80) in the second half, second-best in the SEC, during the regular season.

The Tiger defense kept Mississippi State from converting a third down in the second half; MSU was 0-7. The last time Auburn held an SEC opponent to 0 first downs for a half was last year at Vanderbilt, where the Commodores were 0-4 on second-half third downs.

THE GRADUATES

Five members of the 2013 Auburn squad have already earned bachelor's degrees. May graduates were Nosa Eguae (communication), Steven Clark (exercise science) and Chandler Shakespeare (business management). Craig Sanders (human development and family studies) and Ryan Smith (public administration) were August graduates.

Six more Tigers are scheduled to graduate at the end of this semester: Kenneth Carter (public administration), Chris Davis (public administration), Dee Ford (public administration), Jake Lembke (wildlife ecology and management), Jonathon Mincy (public administration) and Cody Parkey (communication).

FANTASTIC FINISH I

In its 24-20 win over Mississippi State, Auburn scored the game-winning touchdown with just 10 seconds left in the game. The winning play was an 11-yard TD pass to C.J. Uzomah from Nick Marshall, capping off Auburn's 12-play, 88-yard drive that began with just 1:56 remaining. The last time Auburn scored a game-winning touchdown in the final 30 seconds of regulation in a game was against Utah State in 2011 (Michael Dyer 1-yard TD run).

Auburn's 24-20 victory over Mississippi State was the Tigers' first fourth-quarter comeback win in an SEC game since the Tigers won at No. 10 South Carolina 16-13 with 1:38 left on a Barrett Trotter 9-yard touchdown pass to Philip Lutzenkirchen in 2011.

Auburn's last victory over an SEC opponent in the final seconds of the game was a 37-34 win at Kentucky in 2010 on a 24-yard Wes Byrum field goal as time expired. Auburn's last victory over any opponent in the final seconds was the 22-19 victory over Oregon in the 2010 BCS National Championship Game with Wes Byrum's 19-yard field goal as time expired.

FANTASTIC FINISH II

After holding a 27-10 halftime lead over No. 25 Georgia, Auburn was down 38-37 to the Bulldogs with just 1:45 remaining in the game. Starting the drive at the AU 22, a Nick Marshall completion to Marcus Davis and a four-yard rush by Marshall gained a first down, but two incomplete passes and a 6-yard sack left Auburn at 4th-and-18 from its own 27.

Marshall threw the ball deep and it was tipped by one of the Georgia defenders in double coverage. But Ricardo Louis stuck with the play, grabbing the tip at the 14 yard line and running to the endzone, a 73-yard touchdown play that put Auburn ahead 43-38 with just 0:25 remaining in one of the greatest finishes ever at Jordan-Hare Stadium.

Bowl Notes

FANTASTIC FINISH III

With the Iron Bowl tied 21-21 after three quarters, Alabama broke the deadlock with 10:28 remaining on a 99-yard pass play from A.J. McCarron to Amari Cooper. Auburn was forced to punt on its next two drives, and Alabama attempted a 44-yard field goal with 2:32 remaining that was blocked by Auburn's Nosa Eguae, Alabama's third missed field goal of the game.

Taking over at the AU 35, Nick Marshall engineered another comeback drive culminated by a 39-yard touchdown pass to Sammie Coates with just 0:32 remaining to tie the game again 28-28. Alabama moved the ball to the AU 38 as time expired, but the officials returned one second to the clock, ruling that was the time the runner stepped out of bounds.

Alabama set up to attempt a 57-yard field goal, which fell short in the endzone into the waiting grasp of Auburn return man Chris Davis, who took the return the length of the field for a 100+ yard touchdown in one of the greatest finishing plays in college football history.

100-YARD RUSHER, 100-YARD RECEIVER

Tre Mason gained 132 yards rushing against LSU, his first 100-yard outing against an SEC opponent. Sammie Coates, with 139 yards receiving against LSU, posted his first career 100-yard game.

That's the first time an Auburn duo combined for 100 yards rushing and receiving since last year's season opener with Clemson, when Mason (106 rushing) and Emory Blake (109 receiving) posted those marks. It's the first such duo for Auburn in an SEC game since the 2011 Mississippi State game, when Blake had 108 yards receiving and Michael Dyer totalled 150 yards rushing.

Mason (178 yards rushing) and Coates (104 yards receiving) combined again to repeat the feat at Texas A&M, and again in the win at Arkansas (Mason 168, Coates 102). Mason (115 rushing) and Ricardo Louis (131 receiving) gained the combination vs. Georgia.

This is the first time Auburn has had four such combination games in one season. The previous best was three in 1994, when Stephen Davis had 100+ yards rushing against Mississippi State, Florida and Arkansas, and Frank Sanders (twice), Andy Fuller and Thomas Bailey were the 100-yard receivers.

FOR STARTERS

Auburn has 45 players with at least one career start. Tops is Nosa Eguae with 42 career starts, eighth among current SEC players.

Thirteen players have made their first career

start for Auburn this season. Five made their first Auburn start against Washington State: QB Nick Marshall, OG Alex Kozan, DE Craig Sanders, DE LaDarius Owens and Star Robenson Therezie. Against Arkansas State, defensive tackle Ben Bradley and tailback Corey Grant were first-time starters.

Marcus Davis made his first start at WR against Ole Miss. QB Jeremy Johnson, WR Ricardo Louis and RB Cameron Artis-Payne were first-time starters against Western Carolina. LB Kris Frost and WR Melvin Ray made their first start at Texas A&M.

Among 2013 SEC programs, Auburn had the most returning career starts (365) on its roster, seventh most nationally entering the season.

NATIONAL NUMBERS

Auburn's school record 712 yards of total offense against Western Carolina ranks among the best efforts in the nation this season. Only 13 other teams nationally have gained more in a game this season:

872	Baylor vs. West Virginia
822	Fresno State vs. New Mexico
793	Wyoming vs. Hawaii
781	Baylor vs. Buffalo
781	Baylor vs. ULM
772	Oregon vs. Nicholls State
755	Oregon vs. Colorado
751	Michigan vs. Indiana
751	Ole Miss vs. Troy
743	Baylor vs. Kansas
736	San Jose State vs. Fresno State
731	Texas Tech vs. Stephen F. Austin
731	Fresno State vs. Idaho
729	Toledo vs. Eastern Michigan
728	SMU vs. Temple
721	North Carolina vs. Old Dominion
719	Oregon vs. Washington State
715	Texas vs. New Mexico State
714	Texas A&M vs. Sam Houston State
714	Baylor at Iowa State
712	Auburn vs. Western Carolina

Auburn has three of the top 15 team rushing performances in college football this season (versus Missouri, Western Carolina and Tennessee). The Tigers' 511 rushing yards against the Catamounts were the seventh-highest team total recorded thus far in 2013:

554	Wisconsin vs. Indiana
550	BYU vs. Texas
545	Auburn vs. Missouri
541	New Mexico vs. New Mexico State
530	Washington vs. Oregon State
513	Army vs. Eastern Michigan
511	Auburn vs. Western Carolina

Auburn's 511 rushing yards versus Western

Carolina were more than 10 FBS teams had for their season rushing total through October 13.

WHEN SCORING 20+ POINTS

Since 2001, Auburn is 113-15 (.883) when scoring 20 or more points in a game. Dating back to the start of the 1993 season, Auburn is 151-22-1 (.870) when scoring 20 or more points in a game.

300-YARD SEC HALF

Auburn's 333 second-half yards gained at LSU marked the first 300+ half an Auburn offense posted versus an SEC opponent since gaining 348 yards in the first half of the 2010 SEC Championship against South Carolina. The last time Auburn had a 300-yard half in the SEC regular season was a 344-yard first half against Kentucky in 2010.

Auburn also gained 333 yards in the second half of the Tigers' 45-41 win at No. 7 Texas A&M, and gained 327 yards in the first half against No. 25 Georgia.

In the SEC Championship versus Missouri, Auburn gained 376 total yards in the first half and added 301 more in the second half.

WINNINGEST PROGRAMS

Entering the 2013 campaign, Auburn ranked among the 15 winningest BCS college football programs in all-time wins; the Tigers now have 726 total victories. Teams that have 700+ all-time wins: Michigan, Texas, Nebraska, Notre Dame, Penn State, Ohio State, Oklahoma, Alabama, Tennessee, Southern Cal, Georgia, LSU, Auburn, West Virginia, Syracuse, Virginia Tech, Texas A&M and Georgia Tech.

FIRST-TIME TIGERS

In the season opener against Washington State, 14 Auburn players saw their first action in a Tiger uniform: Montravius Adams, Will Adams, Mackenro Alexander, Cameron Artis-Payne, Ben Bradley, Elijah Daniel, Marcus Davis, Johnathan Ford, Brandon King, Alex Kozan, Carl Lawson, Robert Leff, Nick Marshall and JaViere Mitchell.

There were eight more Tigers who saw their first Auburn action against Arkansas State: Gage Batten, Shon Coleman, T.J. Davis, Jordan Diamond, Kenny Flowers, Kamryn Melton, Gimel President and Tony Stevens. Patrick Lymon saw his first action at LSU.

Twelve players saw their first collegiate action against Western Carolina: Eric Averett, Shane Callahan, Wirth Campbell, Michael Clifton, Devonte Danzey, Adam Dyas, Khari Harding, Jeremy Johnson, Tyler Nero, Dimitri Reese, Chandler Shakespeare and Mack Van-Gorder.

Bowl Notes

Kyle Bolstad, Reid Brooks and Jackson Thomas were first-time players against Florida Atlantic.

Of Auburn's 38 first-time players this season, 10 are true freshmen, 16 are redshirt freshmen and six are junior college transfers.

INTRODUCING JEREMY JOHNSON

True freshman quarterback Jeremy Johnson saw his first collegiate action making his first start against Western Carolina. In that 62-3 Auburn victory, Johnson was 17-21 passing for 201 yards and four touchdowns against just one interception. He also rushed for 26 yards, earning SEC Freshman of the Week honors.

Johnson's four TD passes vs. WCU were the most by an Auburn quarterback since Clint Moseley threw four against Ole Miss in 2011, and tied him with Stan White (vs. Cal State Fullerton, 1990) for second-most career passes by an Auburn QB in his first career start but the most by a true freshman. Daniel Cobb threw for five touchdowns against Louisiana Tech in his debut in 2001 as a senior.

Johnson entered the action against Florida Atlantic early in the second quarter and threw a 36-yard touchdown pass to Sammie Coates on his very first play. Johnson was 10-16 passing for 192 yards and two scores (both to Coates) and also rushed for 21 yards against FAU, earning SEC Freshman of the Week honors for the second time this season.

MORE TIGER STRIPES...

- Auburn and Florida are the only SEC teams that have never gone six consecutive seasons without playing in the SEC Championship Game.
- The last time Auburn played three consecutive SEC games on the road was 1986 (at Vanderbilt, Mississippi State and Florida).
- Auburn and Nebraska are the only BCS teams with three undefeated seasons since 1993.
- Auburn finished 4-0 in its non-conference schedule for 2013, the 26th time since joining the SEC in 1933 that the Tigers have not lost a game in non-conference action.
- Auburn was one of only 13 teams nationally not to have at least one senior on its starting offensive line for the opening game. Auburn started juniors Reese Dismukes and Chad Slade, sophomores Patrick Miller and Greg Robinson and redshirt freshman Alex Kozan.
- Auburn (now 77) and Miami (Fla.) (now 76) were the only two teams to have played more than 70 games on ESPN all-time entering the

2013 season.

- Auburn opened the season with three straight home contests for the 12th time in program history. Other seasons: 2009, 2007, 2005, 1999, 1995, 1993, 1988, 1986, 1982, 1980 and 1920.

- Of the 31 schools that hired new head coaches for 2013, 11 completely turned over their entire coaching staffs: Auburn, California, Cincinnati, Colorado, FIU, Georgia State, Kentucky, Purdue, South Florida, Tennessee and Western Kentucky. Six others retained one assistant (Arkansas, Boston College, Idaho, North Carolina State, Southern Miss, Western Michigan), while the other 14 kept two or more former assistants.

- Auburn is the only SEC team undefeated against non-BCS teams since 1992.

LASHLEE BROYLES AWARD FINALIST

Offensive coordinator Rhett Lashlee was one of five finalists for the 2013 Broyles Award, honoring the top assistant coach in the nation. Lashlee was also a nominee for the award last season at Arkansas State.

Other finalists included Michigan State defensive coordinator Pat Narduzzi (winner), Baylor offensive coordinator Philip Montgomery, Florida State defensive coordinator Jeremy Pruitt and Duke offensive coordinator Kurt Roper. They were selected from among 40 national nominees for the award.

AUBURN FWAA TEAM OF WEEK

The Auburn Tigers stunned No. 1, unbeaten and two-time defending national champion Alabama, 34-28, in one of the most memorable finishes in college football history to earn the Tostitos Fiesta Bowl National Team of the Week honor for games of the weekend of Nov. 30.

The Football Writers Association of America has named a national team of the week since the 2002 season. This is the ninth season that the award has been sponsored by the Tostitos Fiesta Bowl.

Members of the FWAA All-America Committee decide the weekly honor. Each Monday during the 2013 college football regular season, the FWAA has named the Tostitos Fiesta Bowl National Team of the Week. This is the final selection of the 2013 season.

2014 AUBURN SCHEDULE

The 2014 Auburn football schedule will feature seven home games and five road games, featuring SEC home contests against Arkansas, LSU, South Carolina and Texas A&M. Auburn's non-conference home games are against San

Jose State, Louisiana Tech and Samford.

Auburn will open the 2014 season at Jordan-Hare Stadium against Arkansas on Aug. 30, the Tigers' first SEC season opener since a 46-13 win over Ole Miss in 1995. Auburn will host A-Day on Saturday, April 19.

2014 AUBURN FOOTBALL SCHEDULE

Aug. 30 ARKANSAS
Sept. 6 SAN JOSE STATE
Sept. 20 at Kansas State
Sept. 27 LOUISIANA TECH
Oct. 4 LSU
Oct. 11 at Mississippi State
Oct. 25 SOUTH CAROLINA
Nov. 1 at Ole Miss
Nov. 8 TEXAS A&M
Nov. 15 at Georgia
Nov. 22 SAMFORD
Nov. 29 at Alabama

2015 CHICK-FIL-A KICKOFF

The Auburn University Tigers will meet the University of Louisville Cardinals in the Chick-fil-A Kickoff Game to open the 2015 college football season. The game is scheduled for Saturday, September 5, 2015.

Auburn is back for its second Chick-fil-A Kickoff Game appearance after facing Clemson in 2012. Auburn and Louisville have met only one other time on the gridiron dating back to 1974. The Tigers defeated the Cardinals 16-3 at Legion Field in Birmingham.

In the game, Auburn and Louisville will battle for The Old Leather Helmet Trophy, one of college football's newest rivalry-style icons.

Auburn-Florida State Series History

Oct. 20, 1990 • ESPN • Jordan-Hare Stadium (85,214) • Auburn, Ala.



#7 FLORIDA STATE	17
#5 AUBURN	20

LAST MEETING WITH FLORIDA STATE

Auburn's Jim Von Wyl connected on a 38-yard field goal with only two seconds remaining as the Tigers defeated No. 7 Florida State 20-17 in Jordan-Hare Stadium.

The cardiac Tigers struck again. Trailing 17-10 with less than four minutes to play, Auburn rallied for 10 points to secure the victory over the Seminoles before a sellout crowd and an ESPN national television audience.

Von Wyl booted a 38-yard game-winning field goal with two seconds left to play, keeping Auburn undefeated and running the Tigers' home unbeaten streak to 20-games. Stacy Danley went up the middle for two yards and a touchdown to tie the game at 17 with 3:47 to play.

On fourth-and-five at the Auburn 37 with 1:16 to play, Ricky Sutton sacked FSU's Casey Weldon for a 22-yard loss, and the Tigers took over at the FSU 41. Auburn converted a fourth-and-eight in the final seconds as Stan White found Herbert Casey across the middle to the 18-yard line to set up Von Wyl's winning kick.

Auburn opened the scoring on a six-yard Tony Richardson run in the first quarter. The Seminoles, who countered with 17 second-quarter points to lead 17-7 at the half, were shot out by the Auburn defense in the second half.

SCORING SUMMARY

Auburn	7	0	3	10	—	20
FSU	0	17	0	0	—	17

AU - Richardson 6-yard run (Von Wyl kick), 3:34, 1st
 FSU - Andrews 22-yard field goal, 12:05, 2nd
 FSU - Bennett 1-yard run (Andrews kick), 7:19, 2nd
 FSU - Lee 48-yard pass from Weldon (Andrews kick), 1:40, 2nd
 AU - Von Wyl 37-yard field goal, 1:25, 3rd
 AU - Danley 2-yard run (Von Wyl kick), 3:47, 4th
 AU - Von Wyl 38-yard field goal, 00:02, 4th

TEAM STATISTICS

	AU	FSU
First Downs	13	19
Rushing Yards	167	100
Passing Yards	97	258
Passing (C-A-I)	12-28-3	23-35-1
Total Offense	264	358
Punts-Avg.	7-39.0	6-45.0
Fumbles/Lost	1/1	3/2
Penalty-Yards	9-91	14-134

INDIVIDUAL STATISTICS

RUSHING: (AU) - White 2-1, Joseph 14-60, Danley 9-29 (TD), Richardson 6-36 (TD), Williams 7-39, McMillion 1-2; (FSU) - Bennett 7-16 (TD), Lee 19-81, Baker 1-4.

PASSING: (AU) - White 12-28-3-97; (FSU) - Weldon 20-30-0-244 (TD), Johnson 3-5-1-14.

RECEIVING: (AU) - Wasden 1-5, Taylor 3-27, Joseph 3-16, Hall 1-4, Casey 3-41, McMillion 1-4. (FSU) - Bennett 4-28, Lee 6-86 (TD), Dawsey 8-69, Baker 3-49, Roberts 2-26.

GAME-BY-GAME STATISTICS

Last 20 Meetings

Date	Site	Result	Attend	Rank		AU				FSU				Tot Off		Tot Off								
				AU	FSU	FD	No	Yds	TD	C	A	I	Yds	TD	No	Yds	FD	No	Yds	TD				
10-23-54	Auburn	W	33-0	15,000	NR	NR	18	--	296	4	3-9-0	103	1	--	399	9	--	44	0	12-23-0	157	0	--	201
11-24-56	Auburn	W	13-7	10,000	NR	NR	20	--	287	1	10-16-2	177	1	--	464	16	--	112	0	8-16-0	76	1	--	188
11-23-57	Tallahassee	W	29-7	16,208	2	NR	15	49	201	4	8-15-3	101	0	64	302	9	31	-29	0	14-26-5	108	1	57	79
11-19-60	Auburn	W	57-21	20,000	9	NR	21	48	251	4	13-23-3	212	4	71	463	8	32	48	1	8-21-2	100	1	53	148
11-24-62	Auburn	T	14-14	20,000	NR	NR	15	43	235	1	7-18-2	62	1	61	297	10	42	116	0	10-27-1	120	2	69	236
11-23-63	Auburn	W	21-15	28,000	9	NR	14	62	241	3	5-11-1	54	0	73	295	7	29	-2	1	9-15-1	108	1	44	106
10-28-72	Auburn	W	27-14	58,122	12	17	14	56	145	3	6-13-0	151	1	69	296	18	33	108	1	25-42-4	241	1	75	349
10-26-74	Auburn	W	38-6	58,709	5	NR	25	57	291	3	7-16-2	117	2	73	408	10	35	94	0	15-31-4	142	0	66	236
10-25-75	Tallahassee	W	17-14	39,344	NR	NR	12	43	217	1	3-5-0	46	0	48	263	20	52	141	1	12-23-1	174	1	75	315
10-23-76	Auburn	W	31-19	58,500	NR	NR	25	66	400	4	6-14-1	54	0	80	454	17	37	233	2	9-15-1	149	1	52	382
10-22-77	Tallahassee	L	3-24	42,464	NR	NR	13	52	165	0	5-17-3	78	0	69	243	24	50	240	3	14-25-2	161	0	75	401
10-1-83	Auburn	W	27-24	75,625	10	17	22	54	232	0	12-20-0	152	3	74	365	22	31	148	2	22-40-2	285	1	71	413
10-13-84	Tallahassee	W	42-41	58,671	16	9	20	50	273	5	8-23-0	199	0	73	472	32	57	234	1	18-29-0	357	4	86	591
10-12-85	Auburn	W	59-27	75,000	12	4	23	60	413	6	5-10-1	55	0	70	468	21	36	139	2	13-31-4	266	0	67	405
11-7-87	Auburn	L	6-34	85,170	6	4	12	23	40	0	19-34-3	187	0	57	227	21	52	223	1	12-27-2	139	3	79	362
1-2-89	New Orleans [Sugar]	L	7-13	61,934	7	4	18	36	108	0	19-33-3	162	1	69	270	21	47	148	1	14-27-1	157	0	74	305
10-21-89	Tallahassee	L	14-22	62,711	11	14	17	42	92	1	15-26-0	173	0	68	265	19	43	162	2	13-25-2	145	0	68	307
10-20-90	Auburn	W	20-17	85,214	5	7	13	39	167	2	12-28-3	97	0	67	264	19	34	131	1	23-35-1	258	1	69	358

Career Records Update

All-Purpose Yards

All-Purpose Yards

Player	Seasons	Rush	Rec	KR	PR	Yards
1. James Brooks	1977-80	3523	219	1726	128	5596
2. Carnell Williams	2001-04	3831	342	609	302	5084
3. Bo Jackson	1982-85	4303	272	317	0	4892
4. Onterio McCalebb	2009-12	2586	620	1360	0	4566
5. Joe Cribbs	1976-79	3368	268	597	328	4561
6. Tre Mason	2011-current	2784	207	1107	0	4098
7. Thomas Bailey	1991-94	-5	1243	1520	1170	3928
8. Ben Tate	2006-09	3321	336	186	0	3843
9. Brent Fullwood	1983-86	2789	77	892	0	3758
10. Ronnie Brown	2000-04	2707	688	15	0	3390

Defensive Records

Quarterback Sacks (from 1981)

Player	Seasons	Total Yds.	Sacks
1. Quentin Groves	2004-07	169	26.0
Gerald Robinson	1982-85	150	26.0
3. Antonio Coleman	2006-09	147	24.5
4. Tracy Rucker	1985-88	146	21.0
Craig Olgetree	1986-89	117	21.0
6. Dee Ford	2010-current	148	18.5
Reggie Torbor	2000-03	128	18.5
8. Corey Lemonier	2010-12	111	17.0
Leonardo Carson	1996-99	123	17.0
Willie Whitehead	1991-94	108	17.0

Kick Returns

Kickoff Returns

Player	Seasons	Avg	Yards	Ret
1. Thomas Bailey	1991-94	20.5	1520	74
2. James Brooks	1977-80	25.4	1726	68
3. Demond Washington	2009-10	26.0	1614	62
4. Tristan Davis	2005-08	26.5	1455	55
5. Onterio McCalebb	2009-12	25.7	1360	53
6. Robert Baker	1995-96	21.3	979	46
7. Markeith Cooper	1996-99	23.9	1077	45
8. Mario Fannin	2006-10	21.5	944	44
Roderick Hood	2000-02	19.9	874	44
10. Tre Mason	2011-current	26.4	1107	42

Kickoff Return Yardage

Player	Seasons	Ret	Avg	Yards
1. James Brooks	1977-80	68	25.4	1726
2. Demond Washington	2009-10	62	26.0	1614
3. Thomas Bailey	1991-94	74	20.5	1520
4. Tristan Davis	2005-08	55	26.5	1455
5. Onterio McCalebb	2009-12	53	25.7	1360
6. Tre Mason	2011-current	42	26.4	1107
7. Markeith Cooper	1996-99	45	23.9	1077
8. Robert Baker	1995-96	46	21.3	979
9. Tim Carter	1998-01	40	23.9	956
10. Mario Fannin	2006-10	44	21.5	944

Kickoff Return Average (Min. 20 returns)

Player	Seasons	Ret	Yards	Avg
1. Tristan Davis	2005-08	55	1455	26.45
2. Tre Mason	2011-current	42	1107	26.4
3. Demond Washington	2009-10	62	1614	26.03
4. Rick Neel	1973-75	26	673	25.88
5. Onterio McCalebb	2009-12	53	1360	25.66
6. James Brooks	1977-80	68	1726	25.38
7. Markeith Cooper	1996-99	45	1077	23.93
8. Tim Carter	1998-01	40	956	23.90
9. Joe Cribbs	1976-79	22	507	23.05
10. Devin Aromashodu	2002-05	38	860	22.63

Passing

Yards Per Completion (Min. 100 Completions)

Player	Seasons	Comp	Yards	Yds/Comp
1. Cam Newton	2010	185	2854	15.427
2. Charlie Trotman	1976-79	134	2024	15.104
3. Pat Washington	1982-85	145	2092	14.428
4. Travis Tidwell	1946-49	198	2824	14.263
5. Loran Carter	1966-68	221	3129	14.158
6. Dameyune Craig	1994-97	427	6026	14.112
7. Pat Sullivan	1969-71	452	6284	13.841
8. Daniel Cobb	2000-02	170	2350	13.824
9. Nick Marshall	2013-current	128	1759	13.742
10. Reggie Slack	1986-89	346	4697	13.575
--- Phil Gargis	1973-76	152	2036	13.395

Punting

Punts

Player	Seasons	Yards	Avg	No
1. Lewis Colbert	1982-85	10179	41.7	244
2. Damon Duval	1999-02	9842	43.4	227
3. Kody Bliss	2003-06	8861	43.9	202
4. Steven Clark	2010-current	8164	40.6	201
5. Skip Johnston	1977-79	7220	42.0	172
6. Tommy Lunceford	1965-67	7017	41.0	171
7. Terry Daniel	1992-94	7522	44.5	169
8. Jon Kilgore	1962-64	6631	40.1	163
9. David Beverly	1970-72	6290	39.8	158
10. Brian Shulman	1986-88	6580	41.9	157

Punting Yards

Player	Seasons	No	Avg	Yards
1. Lewis Colbert	1982-85	244	41.7	10179
2. Damon Duval	1999-02	227	43.4	9842
3. Kody Bliss	2003-06	202	43.9	8861
4. Steven Clark	2010-current	201	40.6	8164
5. Terry Daniel	1992-94	169	44.5	7522
6. Skip Johnston	1977-79	172	42.0	7220
7. Tommy Lunceford	1965-67	171	41.0	7017
8. Jon Kilgore	1962-64	163	40.1	6631
9. Brian Shulman	1986-88	157	41.9	6580
10. David Beverly	1970-72	158	39.8	6290

Career Records Update

Receiving

Yards Per Reception (min. 40 receptions)

Player	Seasons	Rec	Yards	Yds/Rec
1. Alexander Wright	1986-89	56	1320	23.57
2. Sammie Coates	2012-current	44	955	21.70
3. Byron Franklin	1977-80	74	1573	21.26
4. Freddy Weygand	1984-88	99	1946	19.66
5. Jimmy Phillips	1955-57	52	1012	19.46
6. Devin Aromashodu	2002-05	71	1333	18.77
7. Terry Beasley	1969-71	141	2507	17.78
8. Darvin Adams	2008-10	115	1978	17.20
9. Erk Russell	1947-49	41	701	17.10
10. Tyrone Goodson	1993-97	136	2283	16.79

Rushing

Rushing Attempts

Player	Seasons	Yards	Avg	Att
1. Carnell Williams	2001-04	3831	5.31	741
2. Ben Tate	2006-09	3321	4.90	678
3. Joe Cribbs	1976-79	3368	5.13	657
4. Bo Jackson	1982-85	4303	6.62	650
5. James Brooks	1977-80	3523	5.67	621
6. Stacy Danley	1987-90	2427	4.61	526
7. Stephen Davis	1993-95	2811	5.76	488
8. Tre Mason	2011-current	2784	5.77	482
9. Secdrick McIntyre	1973-76	1992	4.31	462
10. Phil Gargis	1974-76	1884	4.13	456

Rushing Yardage

Player	Seasons	Att	Avg	Yards
1. Bo Jackson	1982-85	650	6.62	4303
2. Carnell Williams	2001-04	741	5.17	3831
3. James Brooks	1977-80	621	5.67	3523
4. Joe Cribbs	1976-79	657	5.13	3368
5. Ben Tate	2006-09	678	4.90	3321
6. Stephen Davis	1993-95	488	5.76	2811
7. Brent Fullwood	1983-86	390	7.15	2789
8. Tre Mason	2011-current	482	5.77	2784
9. Ronnie Brown	2000-04	513	5.28	2707
10. Onterio McCalebb	2009-12	406	6.37	2586

Rushing Yardage, Quarterback

Player	Seasons	Att	Avg	Yards
1. Phil Gargis	1973-76	456	4.18	1884
2. Cam Newton	2010	364	5.58	1473
3. Jimmy Sidle	1962-64	326	4.29	1400
4. Nick Marshall	2013-current	156	6.56	1023
5. Travis Tidwell	1946-49	440	2.26	996
6. Charles Thomas	1978-81	215	3.21	692
7. Kodi Burns	2007-08	208	2.95	614
8. Pat Sullivan	1969-71	151	3.71	560
9. Randy Campbell	1981-83	229	2.33	534
10. Dameyune Craig	1994-97	270	1.85	499

Note: Sidle rushed for 1703 yards in his career, but 303 were accumulated as a tailback. Burns rushed for 794 yards in his career, but 180 were accumulated as a wide receiver.

Rushing Touchdowns

Player	Seasons	Att	Yards	Avg	TD
1. Carnell Williams	2001-04	741	3831	5.17	45
2. Bo Jackson	1982-85	650	4303	6.62	43
3. Joe Cribbs	1976-79	657	3368	5.13	34
4. Tre Mason	2011-current	482	2784	5.77	31
4. Stephen Davis	1993-95	488	2811	5.76	30
5. Ronnie Brown	2000-04	513	2707	5.28	29
6. Onterio McCalebb	2009-12	406	2586	6.37	24
Ben Tate	2006-09	678	3321	4.90	24
Brent Fullwood	1983-86	390	2789	7.15	24
James Brooks	1977-80	621	3523	5.67	24
10. Reggie Ware	1984-87	231	768	3.32	23

Yards Per Game (Min. 18 games)

Player	Seasons	Yards	Games	Yds/Gm
1. Bo Jackson	1982-85	4303	38	113.2
2. Kenny Irons	2005-06	2186	23	95.0
3. James Brooks	1977-80	3523	38	92.7
4. Carnell Williams	2001-04	3831	42	91.2
5. Stephen Davis	1993-95	2811	31	90.7
6. Joe Cribbs	1976-79	3368	38	88.6
7. Curtis Kuykendall	1944-45	1619	18	89.9
8. Tre Mason	2011-current	2784	37	75.2
9. Brent Fullwood	1983-86	2789	39	71.5
10. Ben Tate	2006-09	3321	47	70.7

Yards Per Carry (min. 300 attempts)

Player	Seasons	Yards	Att	Avg
1. Brent Fullwood	1983-86	2789	390	7.15
2. Bo Jackson	1982-85	4303	650	6.62
3. Onterio McCalebb	2009-12	2586	406	6.37
4. Lionel James	1980-83	2138	348	6.14
5. Fob James	1952-55	1913	317	6.03
6. Tre Mason	2011-current	2784	482	5.77
7. Stephen Davis	1993-95	2811	488	5.76
8. James Brooks	1977-80	3523	621	5.67
9. Ronnie Brown	2000-04	2707	513	5.28
10. James Bostic	1991-93	2084	396	5.26

Scoring

Scoring

Player	Seasons	TD	FG	PAT	Pts
1. Wes Byrum	2007-10	0	60	183	363
2. John Vaughn	2003-06	0	50	162	312
3. Carnell Williams	2001-04	46	0	0	276
4. Bo Jackson	1982-85	45	0	*2	274
5. Damon Duval	1999-02	1	45	125	266
6. Cody Parkey	2010-current	0	38	132	246
7. Al Del Greco	1980-83	0	42	110	236
8. Win Lyle	1987-89	0	45	95	230
9. Joe Cribbs	1976-79	35	0	*3	216
10. Stephen Davis	1993-95	34	0	0	204
--- Tre Mason	2011-current	33	0	0	198

* - two-point conversions

Most Points Kicking

Player	Seasons	FG	PAT	Pts
1. Wes Byrum	2007-10	60	183	363
2. John Vaughn	2003-06	50	162	312
3. Damon Duval	1999-02	45	125	260
4. Cody Parkey	2010-current	38	132	246
5. Al Del Greco	1980-83	42	110	236
6. Win Lyle	1987-89	45	95	230
7. Jorge Portela	1977-79	38	74	188
8. John Riley	1967-69	31	80	173
9. Scott Etheridge	1992-93	34	65	167
10. Gardner Jett	1970-72	23	98	167

Career Records Update

Field Goals Made

Player	Seasons	Pct	FGA	FGM
1. Wes Byrum	2007-10	.750	80	60
2. John Vaughn	2003-06	.725	69	50
3. Damon Duval	1999-02	.608	74	45
Win Lyle	1987-89	.763	59	45
5. Al Del Greco	1980-83	.609	69	42
6. Cody Parkey	2010-current	.745	51	38
Jorge Portela	1977-79	.613	62	38
8. Scott Etheridge	1992-93	.791	43	34
9. Jim Von Wyl	1990-91	.667	48	32
10. John Riley	1967-69	.492	63	31

Field Goals Attempted

Player	Seasons	FGM	FGA
1. Wes Byrum	2007-10	60	80
2. Damon Duval	1999-02	45	74
3. John Vaughn	2003-06	50	69
Al Del Greco	1980-83	42	69
5. John Riley	1967-69	31	63
6. Jorge Portela	1977-79	38	62
7. Win Lyle	1987-89	45	59
8. Cody Parkey	2010-current	38	51
9. Jim Von Wyl	1990-91	32	48
10. Scott Etheridge	1992-93	34	43
Neil O'Donoghue	1975-76	23	43
Woody Woodall	1961-63	19	43

Field Goal Percentage (Min. 10 Made)

Player	Seasons	FGM	FGA	Pct
1. Scott Etheridge	1992-93	34	43	.791
2. Matt Hawkins	1994-95	26	33	.788
3. Win Lyle	1987-89	45	59	.763
4. Cody Parkey	2010-12	24	32	.750
Wes Byrum	2007-10	60	80	.750
6. Cody Parkey	2010-current	38	51	.745
7. Jaret Holmes	1996-97	27	37	.730
8. John Vaughn	2003-06	50	69	.725
9. Ed Dyas	1958-60	17	24	.708
10. Gardner Jett	1970-72	23	34	.676

PATs Made

Player	Seasons	Pct	Att	Made
1. Wes Byrum	2007-10	.984	186	183
2. John Vaughn	2003-06	.994	163	162
3. Cody Parkey	2010-current	.985	134	132
4. Damon Duval	1999-02	1.000	125	125
5. Al Del Greco	1980-83	.991	111	110
6. Gardner Jett	1970-72	.942	104	98
7. Win Lyle	1987-89	.990	96	95
8. Matt Hawkins	1994-95	.932	88	82
9. John Riley	1967-69	.860	93	80
10. Jaret Holmes	1996-97	.963	82	79

PATs Attempted

Player	Seasons	Made	Pct	Att
1. Wes Byrum	2007-10	183	.984	186
2. John Vaughn	2003-06	162	.994	163
3. Cody Parkey	2010-current	132	.985	134
4. Damon Duval	1999-02	125	1.000	125
5. Al Del Greco	1980-83	110	.991	111
6. Gardner Jett	1970-72	98	.942	104
7. Win Lyle	1987-89	95	.990	96
8. John Riley	1967-69	80	.860	93
9. Matt Hawkins	1994-95	82	.932	88
10. Jaret Holmes	1996-97	79	.963	82

PAT Percentage (Min. 30 made)

Player	Seasons	Made	Att	Pct
1. Damon Duval	1999-02	125	125	1.000
Scott Etheridge	1992-93	65	65	1.000
3. John Vaughn	2003-06	162	163	.994
4. Al Del Greco	1980-83	110	111	.991
5. Win Lyle	1987-89	95	96	.990
6. Cody Parkey	2010-current	132	134	.985
7. Wes Byrum	2007-10	183	186	.984
Chris Knapp	1985-86	62	63	.984
9. Neil O'Donoghue	1975-76	32	33	.970
10. Robert McGinty	1984	31	32	.969

Total Touchdowns Scored

Player	Seasons	Rush/Rec/KR/PR	Tot
1. Carnell Williams	2001-04	45/1/0/0	46
2. Bo Jackson	1982-85	43/2/0/0	45
3. Joe Cribbs	1976-79	34/1/0/0	35
4. Stephen Davis	1993-95	30/4/0/0	34
5. Tre Mason	2011-current	31/0/2/0	33
6. Terry Beasley	1969-71	1/29/0/0	30
James Brooks	1977-80	24/5/1/0	30
Ronnie Brown	2001-04	28/2/0/0	30
9. Onterio McCalebb	2009-12	24/3/2/0	29
10. Brent Fullwood	1983-86	24/0/1/0	25

Total Offense

Touchdowns Responsible For (Rush & Pass)

Player	Seasons	Rush	Pass	TD
1. Pat Sullivan	1969-71	18	53	71
2. Dameyune Craig	1994-97	19	39	58
3. Jason Campbell	2001-04	9	45	54
4. Stan White	1990-93	11	40	51
5. Cam Newton	2010	20	30	50
6. Brandon Cox	2004-07	4	42	46
Carnell Williams	2001-04	45	1	46
8. Bo Jackson	1982-85	43	0	43
9. Patrick Nix	1992-95	9	31	40
10. Joe Cribbs	1976-79	34	0	34
--- Tre Mason	2011-current	31	0	31

Single Season Records Update

All-Purpose

All-Purpose Yards

Player	Season	Rush	Rec	KR	PR	Yards
1. Tre Mason	2013	1621	121	395	0	2137
2. Bo Jackson	1985	1786	73	0	0	1859
3. James Brooks	1979	1208	15	577	0	1800
4. Carnell Williams	2004	1165	152	150	251	1718
5. James Brooks	1980	1314	63	226	56	1659
6. Carnell Williams	2003	1307	20	269	51	1647
7. Rudi Johnson	2000	1567	70	0	0	1637
8. Ben Tate	2009	1362	105	139	0	1606
9. Cam Newton	2010	1473	42	0	0	1515
10. Brent Fullwood	1986	1391	46	75	0	1512

Defensive

Sacks (from 1981)

Player	Year	Sacks	Total Yds.
1. Nick Fairley	2010	11.5	74
2. Gary Walker	1994	11.0	69
Kevin Greene	1984	11.0	64
Craig Olgetree	1989	11.0	62
5. Antonio Coleman	2009	10.0	60
Gerald Robinson	1985	10.0	71
Mike Pelton	1994	10.0	61
8. Corey Lemonier	2011	9.5	66
Quentin Groves	2006	9.5	62
Reggie Torbor	2003	9.5	64
--- Dee Ford	2013	8.5	81

Kick Returns

Punt Return Yardage

Player	Year	Ret	Avg	Yards
1. Thomas Bailey	1991	42	12.6	528
2. Mike Fuller	1974	30	16.7	502
3. Jimmy Carter	1967	38	12.4	473
4. Roderick Hood	2002	36	11.6	417
5. Lionel James	1982	25	15.7	394
6. Mike Fuller	1973	20	19.1	381
7. Tre Smith	2003	36	9.1	327
8. Shane Wasden	1990	29	10.4	302
9. Robert Dunn	2007	32	9.4	301
10. Chris Davis	2013	14	20.1	282

Punt Return Average (Min. 10 Returns)

Player	Year	Ret	Yards	Avg
1. Chris Davis	2013	14	282	20.1
2. Mike Fuller	1973	20	381	19.05
3. Mike Fuller	1974	30	502	16.73
4. Robert Dunn	2008	15	240	16.00
5. Lionel James	1982	25	394	15.76
6. Freddy Weygand	1987	13	180	13.85
7. David Langner	1972	12	165	13.75
8. Thomas Bailey	1991	42	528	12.57
9. Larry Willingham	1970	22	277	12.59
10. Jimmy Carter	1967	38	473	12.45

Kickoff Return Average (Min. 10 Returns)

Player	Year	Ret	Yards	Avg
1. Demond Washington	2009	16	497	31.06
2. Onterio McCalebb	2011	11	388	30.73
3. David Langner	1972	13	369	28.28
4. Rick Neel	1975	17	478	28.12
5. James Brooks	1979	21	577	27.48
6. Tristan Davis	2008	24	657	27.38
7. Tristan Davis	2006	28	756	27.00
8. Tre Mason	2011	24	633	26.38
9. Tre Mason	2013	15	395	26.33
10. Mike Fuller	1973	16	420	26.25

Passing

Yards Per Attempt (min. 150 Attempts)

Player	Year	Att	Yards	Yds/Att
1. Cam Newton	2010	280	2854	10.193
2. Jason Campbell	2004	270	2700	10.000
3. Pat Sullivan	1970	281	2586	9.203
4. Ben Leard	1999	157	1423	9.064
5. Nick Marshall	2013	212	1759	8.297
6. Dameyune Craig	1997	403	3277	8.132
7. Brandon Cox	2006	271	2198	8.111
8. Reggie Slack	1988	279	2230	7.993
9. Chris Todd	2009	328	2612	7.963
10. Reggie Slack	1989	252	1996	7.921

Completion Percentage (Min. 100 Attempts)

Player	Year	Att	Comp	Pct
1. Ben Leard	1999	157	111	.707
2. Jason Campbell	2004	270	188	.696
3. Jeff Burger	1987	267	178	.667
4. Cam Newton	2010	280	185	.661
5. Jason Campbell	2002	149	94	.631
6. Jason Campbell	2001	142	89	.627
7. Jason Campbell	2003	293	181	.618
8. Clint Moseley	2011	108	66	.611
9. Patrick Nix	1995	331	201	.607
10. Stan White	1993	271	164	.605
Ben Leard	2000	319	193	.605
--- Nick Marshall	2013	212	128	.604

Yards Per Completion (Min. 75 completions)

Player	Year	Comp	Yards	Yds/Comp
1. Pat Washington	1984	77	1202	15.610
2. Pat Sullivan	1970	167	2586	15.485
3. Cam Newton	2010	185	2854	15.427
4. Loran Carter	1967	86	1307	15.198
5. Dameyune Craig	1997	216	3277	15.171
6. Daniel Cobb	2002	80	1175	14.689
7. Jason Campbell	2004	188	2700	14.362
8. Phil Gargis	1976	80	1118	13.975
9. Gabe Gross	1998	88	1222	13.886
10. Nick Marshall	2013	128	1759	13.742
11. Pat Sullivan	1969	123	1686	13.707

Single Season Records Update

Highest TD/Interception Ratio (Min. 150 Att.)

Player	Year	TD	Int	Ratio
1. Ben Leard	1999	12	1	12.000
2. Cam Newton	2010	30	7	4.286
3. Chris Todd	2009	22	6	3.667
4. Randy Campbell	1982	7	2	3.500
5. Jason Campbell	2004	20	7	2.857
6. Nick Marshall	2013	12	5	2.400
7. Brandon Cox	2005	15	8	1.875
8. Patrick Nix	1994	13	7	1.857
9. Barrett Trotter	2011	11	6	1.833
10. Pat Sullivan	1971	20	11	1.818

Passing Efficiency (Min. 100 Attempts)

Player	Year	Comp	Att	Pct	Yards	TD	Int	Rating
1. Cam Newton	2010	185	280	.661	2854	30	7	182.05
2. Jason Campbell	2004	188	270	.696	2700	20	7	172.89
3. Ben Leard	1999	111	157	.707	1423	12	1	170.78
4. Jason Campbell	2002	94	149	.631	1215	11	5	149.23
5. Pat Sullivan	1970	167	281	.594	2586	17	12	148.16
6. Chris Todd	2009	198	328	.604	2612	22	6	145.73
7. Nick Marshall	2013	128	212	.604	1759	12	5	144.04
8. Jeff Burger	1987	178	267	.667	2066	13	9	140.99
9. Brandon Cox	2006	163	271	.601	2198	14	9	138.68
10. Patrick Nix	1995	201	331	.607	2574	15	9	135.60

Receiving

Receiving Yardage

Player	Year	Rec	Yards
1. Ronney Daniels	1999	56	1068
2. Terry Beasley	1970	52	1051
3. Darvin Adams	2009	60	997
4. Darvin Adams	2010	52	963
5. Frank Sanders	1994	58	910
6. Tyrone Goodson	1997	48	906
7. Terry Beasley	1971	55	846
8. Frank Sanders	1993	48	842
9. Sammie Coates	2013	38	841
10. Karsten Bailey	1997	53	840

Touchdown Receptions

Player	Year	Rec	TD
1. Terry Beasley	1971	55	12
2. Terry Beasley	1970	52	11
3. Darvin Adams	2009	60	10
4. Ronney Daniels	1999	56	9
Byron Franklin	1980	32	9
6. Emory Blake	2010	33	8
7. Sammie Coates	2013	38	7
Philip Lutzenkirchen	2011	24	7
Darvin Adams	2010	52	7
Ben Obomanu	2004	25	7
Karsten Bailey	1998	43	7
Karsten Bailey	1997	53	7
Frank Sanders	1994	58	7
Greg Taylor	1990	46	7
Dick Schmalz	1971	44	7
Tim Christian	1968	47	7

Yards Per Reception (min. 20 Receptions)

Player	Year	Rec	Yards	Yds/Rec
1. Freddy Weygand	1984	32	796	24.88
2. Alexander Wright	1989	30	714	23.80
3. Alvin Bresler	1970	23	530	23.04
4. Sammie Coates	2013	38	841	22.13
4. Devin Aromashodu	2004	24	513	21.38
5. Lawyer Tillman	1986	35	730	20.86
6. Terry Beasley	1970	52	1051	20.21
7. Chris Woods	1982	21	406	19.33
8. Ronney Daniels	1999	56	1068	19.07
9. Devin Aromashodu	2005	26	494	19.00
10. Tyrone Goodson	1997	48	906	18.88

Receiving, Tight Ends

Receiving Touchdowns

Player	Year	Rec	Yards	Avg	TD
1. Philip Lutzenkirchen	2011	24	238	9.92	7
Philip Lutzenkirchen	2010	15	185	12.33	5
3. Robert Johnson	2002	28	348	12.43	4
Andy Fuller	1995	15	257	17.13	4
5. C.J. Uzomah	2013	9	146	16.22	3
Robert Johnson	2001	17	225	13.24	3
Robert Johnson	2000	12	168	14.00	3
Mike Edwards	1981	9	186	20.67	3
Dick Hayley	1976	7	67	9.57	3

Rushing

Rushing Attempts

Player	Year	Yards	Avg	Att
1. Rudi Johnson	2000	1567	4.84	324
2. Tre Mason	2013	1621	5.73	283
3. Bo Jackson	1985	1786	6.42	278
4. Cam Newton	2010	1473	5.62	264
5. Ben Tate	2009	1362	5.18	263
6. James Brooks	1980	1314	5.03	261
7. Kenny Irons	2005	1293	5.05	256
8. Joe Cribbs	1978	1205	4.76	253
9. Michael Dyer	2011	1242	5.13	242
10. Carnell Williams	2003	1307	5.42	241

Rushing Yardage

Player	Year	Att	Avg	Yards
1. Bo Jackson	1985	278	6.42	1786
2. Tre Mason	2013	283	5.72	1621
3. Rudi Johnson	2000	324	4.84	1567
4. Cam Newton	2010	264	5.62	1473
5. Brent Fullwood	1986	167	8.33	1391
6. Ben Tate	2009	263	5.18	1362
7. James Brooks	1980	261	5.03	1314
8. Carnell Williams	2003	241	5.42	1307
9. Kenny Irons	2005	256	5.05	1293
10. Stephen Davis	1994	221	5.71	1263
11. Michael Dyer	2011	242	5.13	1242
12. Bo Jackson	1983	158	7.68	1213
13. James Brooks	1979	163	7.41	1208
14. James Bostic	1993	199	6.06	1205
Joe Cribbs	1978	253	4.76	1205
16. Carnell Williams	2004	239	4.87	1165
17. Joe Cribbs	1979	200	5.60	1120
18. Michael Dyer	2010	182	6.01	1093
19. Stephen Davis	1995	180	5.93	1068
20. Ronnie Brown	2002	175	5.76	1008

Single Season Records Update

Rushing Yardage, Quarterback

Player	Year	Att	Avg	Yards
1. Cam Newton.....	2010	264	5.58	1473
2. Nick Marshall.....	2013	156	6.56	1023
3. Jimmy Sidle.....	1963	185	5.44	1006
4. Travis Tidwell.....	1946	181	4.27	772
5. Phil Gargis.....	1974	151	4.55	687
6. Phil Gargis.....	1975	162	4.06	658
7. Phil Gargis.....	1976	142	3.75	534
8. Kodi Burns.....	2008	98	4.19	411
9. Jimmy Sidle.....	1962	61	6.46	394
10. Kiehl Frazier.....	2011	76	4.30	327

Rushing Yards Per Game

Player	Year	GP	Yards	Yds/Game
1. Bo Jackson.....	1985	11	1786	162.4
2. Rudi Johnson.....	2000	12	1567	130.6
3. Brent Fullwood.....	1986	11	1391	126.5
4. Tre Mason.....	2013	13	1621	124.7
5. Joe Cribbs.....	1978	10	1205	120.5
6. James Brooks.....	1980	11	1314	119.5
7. Stephen Davis.....	1994	11	1263	114.8
8. Bo Jackson.....	1983	11	1213	110.3
9. James Brooks.....	1979	11	1208	109.8
10. James Bostic.....	1993	11	1203	109.6

Rushing Touchdowns

Player	Year	Att	Yards	Avg	TD
1. Tre Mason.....	2013	283	1621	5.72	22
2. Cam Newton.....	2010	264	1473	5.62	20
3. Bo Jackson.....	1985	278	1786	6.42	17
Carnell Williams.....	2003	241	1307	5.42	17
5. Joe Cribbs.....	1978	253	1205	4.76	16
6. Stephen Davis.....	1995	180	1068	5.93	14
Joe Cribbs.....	1979	200	1120	5.60	14
8. Kenny Irons.....	2005	256	1293	5.05	13
Ronnie Brown.....	2002	175	1008	5.76	13
Rudi Johnson.....	2000	324	1567	4.84	13
Stephen Davis.....	1994	221	1263	5.71	13
12. Carnell Williams.....	2004	239	1165	4.87	12
James Bostic.....	1993	199	1205	6.06	12
Bo Jackson.....	1983	158	1213	7.68	12
15. Nick Marshall.....	2013	156	1023	6.56	11
Reggie Ware.....	1986	54	192	3.56	11
Billy Atkins.....	1957	90	359	3.99	11

Yards Per Carry (Min. 80 attempts)

Player	Year	Yards	Att	Avg
1. Onterrio McCalebb.....	2010	810	95	8.53
2. Tommy Lorino.....	1956	692	82	8.44
3. Brent Fullwood.....	1986	1391	167	8.33
4. Bo Jackson.....	1983	1213	158	7.68
5. Monk Gafford.....	1942	1004	132	7.61
6. Brent Fullwood.....	1985	684	92	7.43
7. James Brooks.....	1979	1208	163	7.41
8. Fob James.....	1955	879	123	7.15
9. Lionel James.....	1982	779	113	6.89
10. Nick Marshall.....	2013	1023	156	6.56
--- Bobby Hoppe.....	1956	542	83	6.53

Scoring

Scoring

Player	Year	TD	FG	PAT	Pts
1. Tre Mason.....	2013	23	0	0	138
2. Cam Newton.....	2010	21	0	0	126
3. Wes Byrum.....	2010	0	17	72	123
4. Cody Parkey.....	2013	0	14	62	104
5. Carnell Williams.....	2003	17	0	0	102
Stephen Davis.....	1995	17	0	0	102
Bo Jackson.....	1985	17	0	0	102
8. Wes Byrum.....	2009	0	15	54	99
9. Joe Cribbs.....	1978	16	0	*1	98
10. John Vaughn.....	2006	0	20	34	94
Joe Cribbs.....	1979	15	0	*2	94

* - two-point conversions

Most Points Kicking

Player	Year	FG	PAT	Pts
1. Wes Byrum.....	2010	17	72	123
2. Cody Parkey.....	2013	14	62	104
3. Wes Byrum.....	2009	15	54	99
4. John Vaughn.....	2006	20	34	94
5. John Vaughn.....	2004	12	51	87
6. Wes Byrum.....	2007	17	35	86
John Vaughn.....	2005	12	50	86
Scott Etheridge.....	1992	22	20	86
9. Jaret Holmes.....	1996	13	43	82
10. Matt Hawkins.....	1995	13	42	81
Scott Etheridge.....	1993	12	45	81

Field Goals Made

Player	Year	Pct	FGA	FGM
1. Scott Etheridge.....	1992	.786	28	22
2. John Vaughn.....	2006	.833	24	20
3. Wes Byrum.....	2010	.773	22	17
Wes Byrum.....	2007	.739	23	17
Jim Von Wyl.....	1990	.773	22	17
6. Damon Duval.....	2001	.615	26	16
Win Lyle.....	1989	.842	19	16
8. Wes Byrum.....	2009	.938	16	15
Jim Von Wyl.....	1991	.577	26	15
Win Lyle.....	1987	.789	19	15
Jorge Portela.....	1977	.682	22	15
--- Cody Parkey.....	2013	.737	19	14

Field Goals Attempted

Player	Year	FGM	Pct	FGA
1. Scott Etheridge.....	1992	22	.786	28
2. Jim Von Wyl.....	1991	15	.577	26
Damon Duval.....	2001	16	.615	26
4. John Riley.....	1968	12	.480	25
5. John Vaughn.....	2006	20	.833	24
6. Wes Byrum.....	2007	17	.739	23
Neil O'Donoghue.....	1975	12	.522	23
8. Wes Byrum.....	2010	17	.773	22
Jim Von Wyl.....	1990	17	.773	22
Jorge Portela.....	1977	15	.682	22
--- Cody Parkey.....	2013	14	.737	19

Single Season Records Update

PATs Made

Player	Year	Pct	Att	Made
1. Wes Byrum	2010	.986	73	72
2. Cody Parkey	2013	.984	63	62
3. Wes Byrum	2009	1.000	54	54
4. John Vaughn	2004	.981	52	51
5. John Vaughn	2005	1.000	50	50
6. Chris Knapp	1986	1.000	49	49
7. Scott Etheridge	1993	1.000	45	45
8. Jaret Holmes	1996	.956	45	43
9. Matt Hawkins	1995	.933	45	42
10. Cody Parkey	2011	.976	42	41
Gardner Jett	1970	.932	44	41

PATs Attempted

Player	Year	Made	Pct	Att
1. Wes Byrum	2010	72	.986	73
2. Cody Parkey	2013	62	.984	63
3. Wes Byrum	2009	54	1.000	54
4. John Vaughn	2004	51	.981	52
5. John Vaughn	2005	50	1.000	50
6. Chris Knapp	1986	49	1.000	49
7. John Riley	1969	39	.848	46
8. Jaret Holmes	1996	43	.956	45
Matt Hawkins	1995	42	.933	45
Scott Etheridge	1993	45	1.000	45

Total Offense

Total Offense

Player	Season	Plays	Rush	Pass	Total
1. Cam Newton	2010	544	1473	2854	4327
2. Dameyune Craig	1997	499	0	3277	3277
3. Pat Sullivan	1970	333	270	2586	2856
4. Nick Marshall	2013	368	1023	1759	2782
5. Jason Campbell	2004	328	30	2700	2730
6. Patrick Nix	1995	379	64	2574	2638
7. Dameyune Craig	1996	433	207	2296	2503
8. Chris Todd	2009	372	-116	2612	2496
9. Jason Campbell	2003	366	-1	2267	2266
10. Patrick Nix	1994	340	59	2206	2265

Touchdowns Responsible For (Scored & Pass For)

Player	Season	Scored	Passed	TD
1. Cam Newton	2010	21	30	51
2. Pat Sullivan	1970	9	17	26
3. Dameyune Craig	1996	8	16	24
4. Nick Marshall	2013	11	12	23
Tre Mason	2013	23	0	23
Jason Campbell	2004	3	20	23
Pat Sullivan	1969	7	16	23
8. Chris Todd	2009	0	22	22
Dameyune Craig	1997	4	18	22
Pat Sullivan	1971	2	20	22

Team Single-Season Records

Pass Completion Pct.

- 68.5 (2004)
- 65.5 (2010)
- 65.4 (1987)
- 62.5 (2003)
- 62.1 (1995)
- 61.6 (2013)**
- 60.6 (2006)
- 60.4 (1993)
- 60.3 (1988)
- 59.9 (2009)

Total Offensive Plays

- 948 (2010)
- 934 (2013)**
- 914 (2009)
- 911 (1984)
- 899 (2007)
- 864 (2003)
- 862 (2002)
- 828 (2011)
- 861 (2004)
- 820 (2005)

Passing Touchdowns

- 31 (2010)
- 25 (2009)
- 25 (2004)
- 24 (1971)
- 19 (2005)
- 19 (1996)
- 19 (1995)
- 19 (1999)
- 18 (2013)**
- 18 (2002)
- 18 (1997)
- 18 (1969)

Total Offensive Yards

- 6989 (2010)
- 6569 (2013)**
- 5613 (2009)
- 5469 (2004)
- 5049 (1995)
- 5038 (2002)
- 4923 (1984)
- 4918 (2005)
- 4891 (2003)
- 4850 (1970)

Total Offense/Game

- 505.3 (2013)**
- 499.2 (2010)
- 485.0 (1970)
- 459.0 (1995)
- 434.3 (1988)
- 431.8 (2009)
- 423.3 (1969)
- 420.7 (2004)
- 420.0 (1993)
- 417.6 (1985)

Rushing Attempts

- 676 (2013)**
- 673 (1984)
- 652 (2010)
- 647 (1974)
- 644 (1978)
- 625 (1981)
- 620 (1985)
- 610 (1980)
- 600 (1983)
- 600 (1977)

Points Scored

- 577 (2010)
- 522 (2013)**
- 433 (2009)
- 424 (1995)
- 420 (2004)
- 388 (2002)
- 386 (2005)
- 379 (1986)
- 366 (1996)
- 363 (1969)

Rushing Yards

- 4364 (2013)**
- 3987 (2010)
- 3438 (1985)
- 3279 (1979)
- 3231 (1983)
- 3087 (1974)
- 3086 (1984)
- 2804 (1978)
- 2756 (2009)
- 2739 (1982)

First Downs

- 344 (2010)
- 309 (2013)**
- 271 (2004)
- 266 (2009)
- 257 (2005)
- 256 (1995)
- 248 (2002)
- 248 (1993)
- 246 (2007)
- 246 (2003)

Rushing Yards/Game

- 335.7 (2013)**
- 312.5 (1985)
- 298.1 (1979)
- 293.4 (1983)
- 284.8 (2010)
- 280.6 (1974)
- 257.2 (1984)
- 254.9 (1978)
- 249.0 (1982)
- 248.4 (1980)

Rushing First Downs

- 215 (2013)**
- 211 (1969)
- 208 (1985)
- 202 (2010)
- 158 (1983)
- 157 (1974)
- 152 (1984)
- 140 (1979)
- 138 (2009)
- 137 (1986)
- 137 (1978)

Rushing Touchdowns

- 46 (2013)**
- 41 (2010)
- 36 (1985)
- 35 (1995)
- 35 (1986)
- 33 (1984)
- 32 (2003)
- 32 (2002)
- 31 (1979)
- 30 (1988)



PLAYER BIOS

Alphabetical Roster

No.	Name	Pos.	Ht.	Wt.	Yr.	Hometown	No.	Name	Pos.	Ht.	Wt.	Yr.	Hometown
1	Montravius Adams	DT	6-4	305	Fr.	Vienna, GA	39	Alex Kviklys	K	6-1	189	So.	Marietta, GA
74	Will Adams	OL	6-7	297	RFr.	Tyrone, GA	55	Carl Lawson	DE	6-2	258	Fr.	Alpharetta, GA
21	Mackenro Alexander	DB	5-11	192	Fr.	Immokalee, FL	70	Robert Leff	OL	6-6	284	RFr.	Fairhope, AL
44	Cameron Artis-Payne	RB	5-11	210	Jr.	Harrisburg, PA	59	Jake Lembke	DS	6-2	240	Sr.	New Lenox, IL
66	Kevin Austin	OL	6-1	272	Fr.	Roswell, GA	5	Ricardo Louis	WR	6-2	215	So.	Miami, FL
79	Eric Averett	OL	6-3	254	RFr.	Enterprise, AL	41	Patrick Lymon	RB	5-10	194	Jr.	Huntsville, AL
25	Peyton Barber	RB	5-11	217	Fr.	Alpharetta, GA	14	Nick Marshall	QB	6-1	210	Jr.	Pineview, GA
40	Gage Batten	FB	6-0	235	RFr.	Palm Beach Gardens, FL	21	Tre Mason	RB	5-10	205	Jr.	Palm Beach, FL
98	Angelo Blackson	DL	6-4	310	Jr.	Bear, DE	64	Duncan McKinney	K	5-11	181	So.	Florence, AL
68	Kyle Bolstad	OL	6-4	262	RFr.	Brentwood, TN	8	Cassanova McKinzy	LB	6-3	246	So.	Birmingham, AL
50	Ben Bradley	DT	6-1	295	Jr.	Norcross, GA	37	Kamryn Melton	DB	5-10	173	Fr.	Dothan, AL
4	Quan Bray	WR	5-10	186	Jr.	LaGrange, GA	51	Patrick Miller	OL	6-7	283	So.	Palm Beach, FL
95	Reid Brooks	DE	6-2	230	RFr.	Dothan, AL	6	Jonathon Mincy	DB	5-10	200	Jr.	East Atlanta, GA
77	Shane Callahan	OL	6-6	275	RFr.	Parker, CO	16	JaViere Mitchell	LB	6-2	205	RFr.	Leeds, AL
85	Wirth Campbell	TE	6-3	208	So.	Nashville, TN	75	Deon Mix	OL	6-4	310	Fr.	Batesville, MS
38	Daniel Carlson	K	6-4	205	Fr.	Colorado Springs, CO	91	Tyler Nero	DL	6-2	271	RFr.	Atmore, AL
92	Kenneth Carter	DE	6-4	280	Sr.	Greenville, AL	93	JaBrian Niles	DL	6-2	293	So.	Mobile, AL
30	Steven Clark	P	6-5	230	Sr.	Kansas City, MO	32	Wade Norberg	TE	6-6	210	Jr.	South Lake Tahoe, CA
83	Michael Clifton	TE	6-3	251	RFr.	Evans, GA	10	LaDarius Owens	DE	6-2	250	Jr.	Bessemer, AL
18	Sammie Coates	WR	6-2	201	So.	Leroy, AL	36	Cody Parkey	K	6-0	190	Sr.	Jupiter, FL
72	Shon Coleman	OL	6-6	299	RFr.	Memphis, TN	46	Daniel Pond	LB	6-1	215	So.	Spanish Fort, AL
97	Elijah Daniel	DE	6-2	264	Fr.	Avon, IN	32	Blake Poole	DB	5-11	192	Sr.	Buchanan, GA
53	Devonte Danzey	OL	6-4	282	So.	Tampa, FL	42	Gimel President	DE	6-4	248	RFr.	Mt. Pleasant, SC
11	Chris Davis	CB	5-11	200	Sr.	Birmingham, AL	35	Jay Prosch	FB	6-0	258	Sr.	Mobile, AL
80	Marcus Davis	WR	5-9	176	Fr.	Delray Beach, FL	82	Melvin Ray	WR	6-3	213	So.	Tallahassee, FL
28	T.J. Davis	DB	6-1	191	RFr.	Tallahassee, FL	1	Trovon Reed	WR	6-0	190	Jr.	Thibodaux, LA
89	Jaylon Denson	WR	6-3	219	Jr.	Hoover, AL	86	Dimitri Reese	WR	5-11	180	Jr.	Birmingham, AL
76	Jordan Diamond	OT	6-6	315	RFr.	Chicago, IL	73	Greg Robinson	OL	6-5	320	So.	Thibodaux, LA
50	Reese Dismukes	C	6-3	297	Jr.	Spanish Fort, AL	67	Chase Robison	DE	6-4	237	RFr.	Memphis, TN
17	Ben Durand	QB	6-3	200	So.	Tyngsborough, MA	13	Craig Sanders	DE	6-4	245	Sr.	Clio, AL
38	Adam Dyas	DB	5-9	212	Jr.	Mobile, AL	42	Chandler Shakespeare	RB	5-10	203	Sr.	Oxford, AL
58	Luke Ebbesmeyer	DB	6-6	206	Fr.	Orlando, FL	62	Chad Slade	OL	6-5	313	Jr.	Moody, AL
94	Nosa Eguae	DE	6-3	269	Sr.	Mansfield, TX	57	Grant Smith	LB	6-0	233	Fr.	Alpharetta, GA
65	Tunde Fariyike	OL	6-2	305	Jr.	Thomaston, GA	24	Ryan Smith	DB	6-2	194	Sr.	Cordova, AL
31	Trent Fisher	DB	6-1	200	Jr.	Nashville, TN	47	Spencer Smith	TE	6-6	240	RFr.	Birmingham, AL
33	Kenny Flowers	LB	6-1	240	So.	Lilburn, GA	8	Tony Stevens	WR	6-4	190	Fr.	Orlando, FL
30	Dee Ford	DE	6-2	240	Sr.	Odenville, AL	29	Tyler Stovall	P	6-1	205	Fr.	Hokes Bluff, AL
23	Johnathan Ford	RB	6-0	186	Fr.	Big Cove, AL	61	Michael Sulka	DS	6-3	241	RFr.	Bluffton, SC
25	Kiehl Frazier	WR	6-2	224	Jr.	Springdale, AR	43	Anthony Swain	LB	6-2	239	So.	Gadsden, AL
17	Kris Frost	LB	6-2	238	So.	Matthews, NC	27	Robenson Therezie	DB	5-9	204	Jr.	Miami, FL
11	Brandon Fulse	TE	6-4	263	Jr.	Fort Meade, FL	60	Jackson Thomas	DL	6-1	246	RFr.	Birmingham, AL
26	Justin Garrett	DB	6-1	218	Jr.	Tucker, GA	47	Cameron Toney	LB	6-1	236	Fr.	Huntsville, AL
96	Aaron Garrison	DL	6-2	251	Fr.	Ozark, AL	39	B.J. Trimble	WR	5-10	161	So.	Fayetteville, AL
20	Corey Grant	RB	5-11	205	Jr.	Opelika, AL	16	Tucker Tuberville	QB	6-0	185	RFr.	Auburn, AL
22	Khari Harding	DB	6-0	223	Fr.	Edmond, OK	81	C.J. Uzomah	TE	6-4	258	Jr.	Suwanee, GA
45	Keymiya Harrell	DE	6-4	247	So.	Selma, AL	20	Mack VanGorder	DB	6-1	195	So.	Gainesville, GA
48	Forrest Hill	DS	6-1	247	Jr.	Jonesboro, GA	3	Dominic Walker	WR	6-1	211	Fr.	Orlando, FL
84	Cade Hoffman	WR	5-11	191	Fr.	Hoover, AL	12	Jonathan Wallace	QB	6-2	206	So.	Phenix City, AL
5	Jake Holland	LB	6-1	240	Sr.	Pelham, AL	99	Brian Walsh	DL	6-3	311	So.	Winter Springs, FL
15	Joshua Holsey	DB	5-11	197	So.	Fairburn, GA	54	Jeffrey Whitaker	DT	6-4	310	Sr.	Warner Robins, GA
28	Jimmy Hutchinson	P	6-2	190	Fr.	Marietta, GA	31	Mark White	WR	5-10	180	RFr.	Pike Road, AL
6	Jeremy Johnson	QB	6-5	219	Fr.	Montgomery, AL	19	Ryan White	DB	5-11	196	Sr.	Tallahassee, FL
3	Jonathan Jones	DB	5-10	180	So.	Carrollton, GA	9	Jermaine Whitehead	DB	5-11	201	Jr.	Greenwood, MS
29	Brandon King	DB	6-1	212	Jr.	Alabaster, AL	45	Andrew Williams	RB	5-9	200	Jr.	Sunflower, AL
87	Gray King	WR	5-10	162	Fr.	Atlanta, GA	90	Gabe Wright	DL	6-3	296	Jr.	Columbus, GA
63	Alex Kozan	OL	6-4	297	RFr.	Castle Rock, CO	56	Avery Young	OT	6-6	304	RFr.	Palm Beach Gardens, FL
							49	Patrick Young	FB	6-2	228	So.	Trussville, AL

Numerical Roster

No.	Name	Pos.	Ht.	Wt.	Yr.	Hometown	No.	Name	Pos.	Ht.	Wt.	Yr.	Hometown
1	Trovon Reed	WR	6-0	190	Jr.	Thibodaux, LA	42	Chandler Shakespeare	RB	5-10	203	Sr.	Oxford, AL
1	Montravius Adams	DT	6-4	305	Fr.	Vienna, GA	43	Anthony Swain	LB	6-2	239	So.	Gadsden, AL
3	Jonathan Jones	DB	5-10	180	So.	Carrollton, GA	44	Cameron Artis-Payne	RB	5-11	210	Jr.	Harrisburg, PA
3	Dominic Walker	WR	6-1	211	Fr.	Orlando, FL	45	Keymiya Harrell	DE	6-4	247	So.	Selma, AL
4	Quan Bray	WR	5-10	186	Jr.	LaGrange, GA	45	Andrew Williams	RB	5-9	200	Jr.	Sunflower, AL
5	Jake Holland	LB	6-1	240	Sr.	Pelham, AL	46	Daniel Pond	LB	6-1	215	So.	Spanish Fort, AL
5	Ricardo Louis	WR	6-2	215	So.	Miami, FL	47	Cameron Toney	LB	6-1	236	Fr.	Huntsville, AL
6	Jonathon Mincy	DB	5-10	200	Jr.	East Atlanta, GA	47	Spencer Smith	TE	6-6	240	RFr.	Birmingham, AL
6	Jeremy Johnson	QB	6-5	219	Fr.	Montgomery, AL	48	Forrest Hill	DS	6-1	247	Jr.	Jonesboro, GA
8	Cassanova McKinzy	LB	6-3	246	So.	Birmingham, AL	49	Patrick Young	FB	6-2	228	So.	Trussville, AL
8	Tony Stevens	WR	6-4	190	Fr.	Orlando, FL	50	Reese Dismukes	C	6-3	297	Jr.	Spanish Fort, AL
9	Jermaine Whitehead	DB	5-11	201	Jr.	Greenwood, MS	50	Ben Bradley	DT	6-1	295	Jr.	Norcross, GA
10	LaDarius Owens	DE	6-2	250	Jr.	Bessemer, AL	51	Patrick Miller	OL	6-7	283	So.	Palm Beach, FL
11	Chris Davis	CB	5-11	200	Sr.	Birmingham, AL	53	Devonte Danzey	OL	6-4	282	So.	Tampa, FL
11	Brandon Fulse	TE	6-4	263	Jr.	Fort Meade, FL	54	Jeffrey Whitaker	DT	6-4	310	Sr.	Warner Robins, GA
12	Jonathan Wallace	QB	6-2	206	So.	Phenix City, AL	55	Carl Lawson	DE	6-2	258	Fr.	Alpharetta, GA
13	Craig Sanders	DE	6-4	245	Sr.	Clio, AL	56	Avery Young	OT	6-6	304	RFr.	Palm Bch Gardens, FL
14	Nick Marshall	QB	6-1	210	Jr.	Pineview, GA	57	Grant Smith	LB	6-0	233	Fr.	Alpharetta, GA
15	Joshua Holsey	DB	5-11	197	So.	Fairburn, GA	58	Luke Ebbesmeyer	DB	6-6	206	Fr.	Orlando, FL
16	JaViere Mitchell	LB	6-2	205	RFr.	Leeds, AL	59	Jake Lembke	DS	6-2	240	Sr.	New Lenox, IL
16	Tucker Tuberville	QB	6-0	185	RFr.	Auburn, AL	60	Jackson Thomas	DL	6-1	246	RFr.	Birmingham, AL
17	Kris Frost	LB	6-2	238	So.	Matthews, NC	61	Michael Sulka	DS	6-3	241	RFr.	Bluffton, SC
17	Ben Durand	QB	6-3	200	So.	Tyngsborough, MA	62	Chad Slade	OL	6-5	313	Jr.	Moody, AL
18	Sammie Coates	WR	6-2	201	So.	Leroy, AL	63	Alex Kozan	OL	6-4	297	RFr.	Castle Rock, CO
19	Ryan White	DB	5-11	196	Sr.	Tallahassee, FL	64	Duncan McKinney	K	5-11	181	So.	Florence, AL
20	Corey Grant	RB	5-11	205	Jr.	Opelika, AL	65	Tunde Fariyike	OL	6-2	305	Jr.	Thomaston, GA
20	Mack VanGorder	DB	6-1	195	So.	Gainesville, GA	66	Kevin Austin	OL	6-1	272	Fr.	Roswell, GA
21	Tre Mason	RB	5-10	205	Jr.	Palm Beach, FL	67	Chase Robison	DE	6-4	237	RFr.	Memphis, TN
21	Mackenro Alexander	DB	5-11	192	Fr.	Immokalee, FL	68	Kyle Bolstad	OL	6-4	262	RFr.	Brentwood, TN
22	Khari Harding	DB	6-0	223	Fr.	Edmond, OK	70	Robert Leff	OL	6-6	284	RFr.	Fairhope, AL
23	Johnathan Ford	RB	6-0	186	Fr.	Big Cove, AL	72	Shon Coleman	OL	6-6	299	RFr.	Memphis, TN
24	Ryan Smith	DB	6-2	194	Sr.	Cordova, AL	73	Greg Robinson	OL	6-5	320	So.	Thibodaux, LA
25	Kiehl Frazier	WR	6-2	224	Jr.	Springdale, AR	74	Will Adams	OL	6-7	297	RFr.	Tyrone, GA
25	Peyton Barber	RB	5-11	217	Fr.	Alpharetta, GA	75	Deon Mix	OL	6-4	310	Fr.	Batesville, MS
26	Justin Garrett	DB	6-1	218	Jr.	Tucker, GA	76	Jordan Diamond	OT	6-6	315	RFr.	Chicago, IL
27	Robenson Therezie	DB	5-9	204	Jr.	Miami, FL	77	Shane Callahan	OL	6-6	275	RFr.	Parker, CO
28	T.J. Davis	DB	6-1	191	RFr.	Tallahassee, FL	79	Eric Averett	OL	6-3	254	RFr.	Enterprise, AL
28	Jimmy Hutchinson	P	6-2	190	Fr.	Marietta, GA	80	Marcus Davis	WR	5-9	176	Fr.	Delray Beach, FL
29	Brandon King	DB	6-1	212	Jr.	Alabaster, AL	81	C.J. Uzomah	TE	6-4	258	Jr.	Suwanee, GA
29	Tyler Stovall	P	6-1	205	Fr.	Hokes Bluff, AL	82	Melvin Ray	WR	6-3	213	So.	Tallahassee, FL
30	Steven Clark	P	6-5	230	Sr.	Kansas City, MO	83	Michael Clifton	TE	6-3	251	RFr.	Evans, GA
30	Dee Ford	DE	6-2	240	Sr.	Odenville, AL	84	Cade Hoffman	WR	5-11	191	Fr.	Hoover, AL
31	Trent Fisher	DB	6-1	200	Jr.	Nashville, TN	85	Wirth Campbell	TE	6-3	208	So.	Nashville, TN
31	Mark White	WR	5-10	180	RFr.	Pike Road, AL	86	Dimitri Reese	WR	5-11	180	Jr.	Birmingham, AL
32	Blake Poole	DB	5-11	192	Sr.	Buchanan, GA	87	Gray King	WR	5-10	162	Fr.	Atlanta, GA
32	Wade Norberg	TE	6-6	210	Jr.	South Lake Tahoe, CA	89	Jaylon Denson	WR	6-3	219	Jr.	Hoover, AL
33	Kenny Flowers	LB	6-1	240	So.	Lilburn, GA	90	Gabe Wright	DL	6-3	296	Jr.	Columbus, GA
35	Jay Prosch	FB	6-0	258	Sr.	Mobile, AL	91	Tyler Nero	DL	6-2	271	RFr.	Atmore, AL
36	Cody Parkey	K	6-0	190	Sr.	Jupiter, FL	92	Kenneth Carter	DE	6-4	280	Sr.	Greenville, AL
37	Kamryn Melton	DB	5-10	173	Fr.	Dothan, AL	93	JaBrian Niles	DL	6-2	293	So.	Mobile, AL
38	Daniel Carlson	K	6-4	205	Fr.	Colorado Springs, CO	94	Nosa Eguae	DE	6-3	269	Sr.	Mansfield, TX
38	Adam Dyas	DB	5-9	212	Jr.	Mobile, AL	95	Reid Brooks	DE	6-2	230	RFr.	Dothan, AL
39	B.J. Trimble	WR	5-10	161	So.	Fayetteville, GA	96	Aaron Garrison	DL	6-2	251	Fr.	Ozark, AL
39	Alex Kviklys	K	6-1	189	So.	Marietta, GA	97	Elijah Daniel	DE	6-2	264	Fr.	Avon, IN
40	Gage Batten	FB	6-0	235	RFr.	Palm Bch Gardens, FL	98	Angelo Blackson	DL	6-4	310	Jr.	Bear, DE
41	Patrick Lymon	RB	5-10	194	Jr.	Huntsville, AL	99	Brian Walsh	DL	6-3	311	So.	Winter Springs, FL
42	Gimel President	DE	6-4	248	RFr.	Mt. Pleasant, SC							

Depth Chart

OFFENSE

QB	14 NICK MARSHALL (6-1, 210, Jr.) 6 Jeremy Johnson (6-5, 219, Fr.)
RB	21 TRE MASON (5-10, 205, Jr.) 44 Cameron Artis-Payne (5-11, 210, Jr.) 20 Corey Grant (5-11, 205, Jr.)
HB	35 JAY PROSCH (6-0, 258, Sr.) 40 Gage Batten (6-0, 235, RFr.)
TE	81 C.J. UZOMAH (6-4, 258, Jr.) 11 Brandon Fulse (6-4, 263, Jr.)
WR	18 SAMMIE COATES (6-2, 201, So.) 82 Melvin Ray (6-3, 213, So.)
WR	4 QUAN BRAY (5-10, 186, Jr.) 5 Ricardo Louis (6-2, 215, So.)
WR	81 C.J. UZOMAH (6-4, 258, Jr.) 1 Trovon Reed (6-0, 190, Jr.)
LT	73 GREG ROBINSON (6-5, 320, So.) 72 Shon Coleman (6-6, 299, RFr.)
LG	63 ALEX KOZAN (6-4, 297, RFr.) 53 Devonte Danzey (6-4, 282, So.)
C	50 REESE DISMUKES (6-3, 297, Jr.) 65 Tunde Fariyike (6-2, 305, Jr.)
RG	62 CHAD SLADE (6-5, 313, Jr.) 76 Jordan Diamond (6-6, 315, RFr.)
RT	56 AVERY YOUNG (6-6, 304, RFr.) 51 Patrick Miller (6-7, 283, So.)

SPECIAL TEAMS

PK	36 CODY PARKEY (6-0, 190, Sr.) 38 Daniel Carlson (6-4, 205, Fr.)
P	30 STEVEN CLARK (6-5, 230, Sr.) 28 Jimmy Hutchinson (6-2, 190, Fr.)
H	19 RYAN WHITE (5-11, 196, Sr.) 12 Jonathan Wallace (6-2, 206, So.)

PRONUNCIATION GUIDE

No.	Name	Pronunciation
21	MACKENRO Alexander	MACK-ken-roe
79	Eric AVERETT	AV-ur-ett
52	Justin DELAINE	de-LANE-nee
50	Reese DISMUKES	dizz-myooks
94	NOSA EGUAE	No-suh E-gway
65	TUNDE FARIYIKE	Tune-Day Fa-ree-kay
25	KIEHL Frazier	Kyle
22	KHARI Harding	CAR-ree
45	KEYMIYA Harrell	Ka-my-ah
63	Alex KOZAN	KOH-zan

DEFENSE

DE	30 DEE FORD (6-2, 240, Sr.) 97 Elijah Daniel (6-2, 264, Fr.)
DT	94 NOSA EGUAE (6-3, 269, Sr.) 1 Montravius Adams (6-4, 305, Fr.)
DT	90 GABE WRIGHT (6-3, 296, Jr.) 50 Ben Bradley (6-1, 295, Jr.)
DE	10 LADARIUS OWENS (6-2, 250, Jr.) 55 Carl Lawson (6-2, 258, Fr.)
MLB	5 JAKE HOLLAND (6-1, 240, Sr.) OR 17 KRIS FROST (6-2, 238, So.)
WLB	8 CASSANOVA MCKINZY (6-3, 246, So.) 43 Anthony Swain (6-2, 239, So.)
Star	27 ROBENSON THEREZIE (5-9, 204, Jr.) 21 Mackenro Alexander (5-11, 192, Fr.)
CB	6 JONATHON MINCY (5-10, 200, Jr.) 3 Jonathan Jones (5-10, 180, So.)
FS	9 JERMAINE WHITEHEAD (5-11, 201, Jr.) 31 Trent Fisher (6-1, 200, Jr.)
BS	24 RYAN SMITH (6-2, 194, Sr.) 19 Ryan White (5-11, 196, Sr.)
CB	11 CHRIS DAVIS (5-11, 200, Sr.) 23 Johnathan Ford (6-0, 186, Fr.)

SPECIAL TEAMS

DS	59 JAKE LEMBKE (6-2, 240, Sr.) and 48 FORREST HILL (6-1, 247, Jr.)
KR	20 COREY GRANT (5-11, 205, Jr.) and 4 QUAN BRAY (5-10, 186, Jr.)
PR	11 CHRIS DAVIS (5-11, 200, Sr.) 4 Quan Bray (5-10, 186, Jr.)

PARTICIPATION LEADERS

Top Career Games Played (Active)

1.	Nosa Eguae.....	52
2.	Dee Ford.....	51
3.	Craig Sanders.....	49
4.	Kenneth Carter.....	46
5.	Chris Davis.....	45
	Cody Parkey.....	45
7.	Jake Holland.....	44
	Ryan Smith.....	44
9.	Steven Clark.....	43
	Ryan White.....	43
11.	Angelo Blackson.....	40
	Quan Bray.....	40
	Jonathon Mincy.....	40
	Chad Slade.....	40
	Jermaine Whitehead.....	40
16.	Tunde Fariyike.....	37
	Tre Mason.....	37
	Robenson Therezie.....	37
	Gabe Wright.....	37
20.	Jeffrey Whitaker.....	36
	Trovon Reed.....	36
	Reese Dismukes.....	36
	C.J. Uzomah.....	36
22.	Brandon Fulse.....	34
23.	Trent Fisher.....	33
24.	Kiehl Frazier.....	32
25.	Ladarius Owens.....	30

Top Career Games Started (Active)

1.	Nosa Eguae.....	42
2.	Reese Dismukes.....	36
3.	Chad Slade.....	35
4.	Chris Davis.....	28
	Jonathon Mincy.....	28
6.	Jake Holland.....	27
7.	Jermaine Whitehead.....	26
8.	Greg Robinson.....	24
9.	Gabe Wright.....	20
10.	Jeffrey Whitaker.....	19
	Tre Mason.....	19
12.	Dee Ford.....	18
13.	Jay Prosch.....	17
14.	Angelo Blackson.....	14
	Patrick Miller.....	14
	Cassanova McKinzy.....	14
17.	Alex Kozan.....	13
	Robenson Therezie.....	13
19.	Kenneth Carter.....	12
	Joshua Holsey.....	12
21.	Brandon Fulse.....	11
22.	Nick Marshall.....	11
	Sammie Coates.....	11
24.	Avery Young.....	10

Player Bios



MONTRAVIUS #1
ADAMS DL
 6-4 • 305 • Fr. • HS
 Vienna, Ga. (Dooly County)
 Pre-Communications

2013: True freshman who has excelled at defensive tackle... 24/7 Sports Freshman All-American ... 20 tackles for season... recorded first sack against Washington State... TFL against Arkansas State... TFL vs. Ole Miss... 4 tackles at Texas A&M... 2 tackles vs. Florida Atlantic... 2 tackles in Georgia win... 2 tackles in SEC championship game... Lindy's all-newcomer team.

HIGH SCHOOL: Strong, agile defensive lineman at Dooly County ... Under Armour All-America Game ... 247Sports All-America ... No. 2 defensive lineman, No. 14 overall by PrepStar ... ranked as No. 25 overall, No. 3 DL by Rivals ... No. 3 DT by Scout ... No. 10 overall, No. 2 DT, No. 2 in Georgia by 247Sports ... five-time player of the game his senior season for Coach Jimmy Hughes ... recorded 127 tackles, 34 TFL, 7.5 sacks leading Dooly County to the Class A state title game ... ESPN 150

PERSONAL: Major at Auburn: pre-communications ... son of Debbie Young

ADAMS' CAREER DEFENSIVE STATS

YEAR	G/GS	TT	UT	AT	TFL-YDS	OBS-YDS	FF/FR	PD	QBH
2013	12/0	20	10	10	1.5-3	1.0-2	0/0	0	7

ADAMS' GAME-BY-GAME DEFENSIVE STATS

DATE	OPPONENT	TT	UT	AT	TFL-YDS	OBS-YDS
8/31/13	WASHINGTON STATE	2	2	0	1.0-2	1.0-2
9/7/13	ARKANSAS STATE	0	0	0	0.0-0	0.0-0
9/14/13	MISSISSIPPI STATE*	3	1	2	0.0-0	0.0-0
9/21/13	at LSU*	3	1	2	0.0-0	0.0-0
10/5/13	OLE MISS*	1	0	1	0.5-1	0.0-0
10/12/13	WESTERN CAROLINA	DID NOT PLAY				
10/19/13	at Texas A&M*	4	2	2	0.0-0	0.0-0
10/26/13	FLORIDA ATLANTIC	2	1	1	0.0-0	0.0-0
11/2/13	at Arkansas*	0	0	0	0.0-0	0.0-0
11/9/13	at Tennessee*	1	1	0	0.0-0	0.0-0
11/16/13	GEORGIA*	2	1	1	0.0-0	0.0-0
11/30/13	ALABAMA*	0	0	0	0.0-0	0.0-0
12/7/13	vs. Missouri (SECCG)	2	1	1	0.0-0	0.0-0



WILL #74
ADAMS OL
 6-7 • 297 • R-Fr. • RS
 Tyrone, Ga. (Sandy Creek)
 Liberal Arts

2013: Saw action in 12 of 13 games so far in 2013.

2012: Did not see varsity action while redshirting ... SEC First-Year Academic Honor Roll

HIGH SCHOOL: Offensive line standout from Sandy Creek High ... High School Coach: Chip Walker ... ranked 55th overall in the state of Georgia by Rivals.com ... rated 88th at offensive tackle nationally and 30th overall from the state of Georgia on Scout.com ... 72nd-rated offensive tackle nationally and 58th-rated player overall from the state of Georgia according to 247Sports.com ... 174th ranked offensive tackle and 156th-ranked prospect from the state of Georgia according to ESPN.com ... two-time All-State selection by Georgia Sports Writers Association in 2010 as a junior and in 2011 as a senior ... three-star prospect by Rivals, Scout and 247Sports.com.

PERSONAL: Birthday is December 9 ... son of Bill and Vicki Adams ... Major: Building Science



MACKENRO #21
ALEXANDER DB
 5-11 • 192 • Fr. • HS
 Immokalee, Fla. (Immokalee)
 Science & Math

2013: Saw action in nine games ... Totaled four tackles ... Added 1.5 tackles for loss.

HIGH SCHOOL: Hard-hitting defender with versatile skills ... totaled 154 tackles, 4.5 sacks, two forced fumbles as a senior playing outside linebacker for Coach Jerrod Ackley ... picked off five interceptions as a senior, returning four for touchdowns, an Immokalee record ... his 350+ career tackles set another Immokalee record ... ranked No. 43 DB by Rivals ... No. 50 DB, No. 96 prospect from Florida by 247Sports ... No. 91 by Scout ... Naples Daily News defensive player of the year

PERSONAL: Major at Auburn: Science and Math ... son of Marie and Jean Alexander ... brother Mackensie plays at Clemson

ALEXANDER'S CAREER DEFENSIVE STATS

YEAR	G/GS	TT	UT	AT	TFL-YDS	OBS-YDS	FF/FR	PD	I/YDS
2013	8/0	4	2	2	1.5-2	0.0-0	0/0	0	0/0

ALEXANDER'S GAME-BY-GAME DEFENSIVE STATS

DATE	OPPONENT	TT	UT	AT	TFL-YDS	OBS-YDS
8/31/13	WASHINGTON STATE	0	0	0	0.0-0	0.0-0
9/7/13	ARKANSAS STATE	1	1	0	1.0-1	0.0-0
9/14/13	MISSISSIPPI STATE*	0	0	0	0.0-0	0.0-0
9/21/13	at LSU*	1	0	1	0.5-1	0.0-0
10/5/13	OLE MISS*	1	1	0	0.0-0	0.0-0
10/12/13	WESTERN CAROLINA	0	0	0	0.0-0	0.0-0
10/19/13	at Texas A&M*	1	0	1	0.0-0	0.0-0
10/26/13	FLORIDA ATLANTIC	0	0	0	0.0-0	0.0-0
11/2/13	at Arkansas*	DID NOT PLAY				
11/9/13	at Tennessee*	DID NOT PLAY				
11/16/13	GEORGIA*	DID NOT PLAY				
11/30/13	ALABAMA*	DID NOT PLAY				
12/7/13	vs. Missouri (SECCG)	DID NOT PLAY				

Player Bios



CAMERON #44

ARTIS-PAYNE RB

5-11 • 210 • Jr. • JC
Harrisburg, Pa. (Alan Hancock JC)
Philosophy

2013: A junior college transfer quickly making an impact in the run game...609 yards and 6 TD for season... 52 yards in opener vs. Washington State... rushed for 102 yards against Arkansas State, including a 12-yard fourth-quarter TD... 49 yards in win over Ole Miss... 133 yards rushing, 25-yard TD run against Western Carolina... scored fourth-quarter touchdown at Texas A&M... leading rusher with 93 yards, 1 TD vs. Florida Atlantic... 15-yard TD run in SEC championship game... Lindy's all-newcomer team ... A-Day offensive MVP, rushing for 117 yards and catching two passes for 47 yards ... enrolled at Auburn in January

JUNIOR COLLEGE: Rated as the nation's top junior college running back ... rushed for 2,048 yards, 25 touchdowns in 2012 at Allan Hancock College in Santa Maria, Calif., for Coach Kris Dutra, leading California Community College Athletic Association in rushing yards, yards per game, yards per rush and touchdowns ... JC Athletic Bureau first team All-America offensive player of year ... conference player of the week five times ... rushed for 1,364 yards, 18 touchdowns as a freshman ... all-California First Team Offense in Region IV by the California Community College Football Coaches Association

PREP/HIGH SCHOOL: Attended Milford Academy in New Berlin, N.Y., after high school ... graduate of Harrisburg (Pa.) High

PERSONAL: Birthday is June 23 ... enrolled as a philosophy major at Auburn ... son of Victoria Artis and David Payne

ARTIS-PAYNE'S CAREER RUSHING STATS

YEAR	G/GS	NO	YDS	AVG	TD	LP/OPPONENT
2013	13/1	90	609	6.8	6	59/Western Carolina

ARTIS-PAYNE'S GAME-BY-GAME RUSHING STATS

DATE	OPPONENT	ATT	YDS	AVG	TD	TD Yds
8/31/13	WASHINGTON STATE	10	52	5.20	0	--
9/7/13	ARKANSAS STATE	19	102	5.37	1	12
9/14/13	MISSISSIPPI STATE	6	12	2.00	0	--
9/21/13	at LSU	7	41	5.86	1	12
10/5/13	OLE MISS	5	49	9.80	0	--
10/12/13	* WESTERN CAROLINA	7	133	19.00	1	25
10/19/13	at Texas A&M	5	28	5.60	1	2
10/26/13	FLORIDA ATLANTIC	13	93	7.15	1	1
11/2/13	at Arkansas	2	5	2.50	0	--
11/9/13	at Tennessee	12	53	4.42	0	--
11/16/13	GEORGIA	0	0	0.00	0	--
11/30/13	ALABAMA	2	5	2.50	0	--
12/7/13	vs. Missouri (SECCG)	2	36	18.00	1	15



KEVIN #66

AUSTIN OL

6-1 • 272 • Fr. • HS
Roswell, Ga. (Roswell)
Computer Science

2013: Did not see action while redshirting.

HIGH SCHOOL: Offensive lineman who played at Roswell High for Coach Leo Barker ... selected to compete in the North Georgia all-star game

PERSONAL: Birthday is October 8 ... son of Kevin and Diane Austin ... has one sister, Alyssa ... father played college basketball ... Major: computer science



ERIC #79

AVERETT OL

6-3 • 254 • R-Fr. • RS
Enterprise, Ala. (Enterprise)
Civil Engineering

2013: Saw action in two games, Western Carolina and Florida Atlantic.

2012: Did not see varsity action while redshirting

HIGH SCHOOL: High School Coaches: Kevin Collins and David Faulkner ... team captain ... Blue Collar Award ... outstanding offensive lineman ... also a baseball letterman ... National Honor Society, Student Government representative ... class treasurer

PERSONAL: Birthday is March 13 ... son of Bruce and Terri Averett ... has one sister, Ashley ... Major: Civil Engineering



PEYTON #25

BARBER RB

5-11 • 217 • Fr. • HS
Alpharetta, Ga. (Milton)
Pre-Business

2013: Did not see action while redshirting.

HIGH SCHOOL: Running back prospect with strong upside ... rushed for more than 1,700 yards, 22 touchdowns as a senior playing for Coach Howie DeCristofaro at Milton High ... No. 32 RB, No. 48 prospect in Georgia by 247Sports ... PrepStar all-Southeast ... ranked No. 52 by Scout

PERSONAL: Major at Auburn: Pre-Business ... son of Lori Barber and Ken Barber ... former NFL players Marion and Dominique Barber are his second cousins



GAGE #40

BATTEN RB

6-0 • 235 • R-Fr. • RS
Palm Beach Gardens, Fla. (Dwyer)
Science & Math

2013: Converted linebacker playing H-back behind Jay Prosch... has played in five games.

2012: Did not see varsity action while redshirting at linebacker

HIGH SCHOOL: High School Coach: Jack Daniels ... Palm Beach County defensive player of the year ... first team all-state and all-area ... also a basketball letterman ... National Honor Society ... Maverick and Palm Beach County scholar-athlete of the year

PERSONAL: Birthday is August 8 ... son of Greg and Ann Marie Batten ... has one brother, Trace ... grandfather played quarterback at Florida ... Major: Science and Mathematics on a pre-medicine track

Player Bios



ANGELO #98
BLACKSON DL
 6-4 • 310 • Jr. • 2L
 Bear, Del. (Red Lion Christian)
 Sociology

2013: Veteran at defensive tackle... 3 tackles and a sack vs. Arkansas State... 2 tackles, 2 QB hurries vs. Ole Miss... pair of tackles and a TFL at Texas A&M... 2 tackles, TFL against Florida Atlantic... 2 tackles at Tennessee

2012: First season as a starter at defensive tackle ... 10 career starts ... pair of tackles and a TFL in first career start vs. Clemson ... blocked a Mississippi State field goal attempt (first blocked FG by Auburn since 2009) ... four tackles vs. MSU ... blocked ULM's overtime field goal attempt ... recovered an LSU fumble ... pair of tackles and forced an Arkansas fumble ... TFL at Ole Miss ... forced a Vanderbilt fumble ... two tackles and a TFL vs. Texas A&M ... sack, five tackles, two TFL vs. New Mexico State ... two tackles vs. Alabama A&M ... three tackles and a TFL at Alabama

2011: Recorded six tackles, including 1.5 for loss (-3) while playing in all 13 games as a true freshman along the defensive line ... posted three tackles in the opener with Utah State ... also tallied half a tackle for loss ... saw playing time, but did not record a tackle against Mississippi State ... posted a TFL (-3 yards) against Clemson ... one tackle at LSU and also against Samford

HIGH SCHOOL: Listed as the nation's No. 14 defensive tackle by ESPN.com/Scouts Inc. ... rated as the No. 24 defensive tackle in the nation, the No. 2 recruit in Delaware and the No. 239 player overall nationally by 247Sports ... ranked No. 29 nationally among defensive tackles by Scout.com ... named the nation's No. 31 defensive tackle and the No. 2 player from the state of Delaware by Rivals.com ... PrepStar All-East Region team ... selected to play in the National Underclassmen Combine All-World Gridiron Classic following his senior season ... during his senior season, had 40 tackles including three sacks, three forced fumbles, two pass deflections and a fumble recovery in just seven games ... as a junior, collected 56 tackles, including 11 tackles for loss and seven sacks ... punted 40 times for a 36.1-yard average with a long of 52 yards ... also played on the Red Lion basketball team

PERSONAL: Birthday is November 14 ... his sister Dalila Newman is his guardian ... Major: Sociology

BLACKSON'S CAREER DEFENSIVE STATS

YEAR	G/GS	TT	UT	AT	TFL-YDS	OBS-YDS	FF/FR	PD	I/YDS
2011	13/0	6	2	4	1.5-3	0.0-0	0/0	0	0-0
2012	12/10	26	12	14	7.0-17	1.0-8	2/1	2	3
2013	13/4	15	5	10	3.0-8	0.5-4	0/0	0	6
Totals	38/14	47	19	28	11.5-28	1.5-12	2/1	2	8

BLACKSON'S GAME-BY-GAME DEFENSIVE STATS

DATE	OPPONENT	TT	UT	AT	TFL-YDS	OBS-YDS
9/3/11	UTAH STATE	1	2	3	0.5-0	0.0-0
9/10/11	MISSISSIPPI STATE	0	0	0	0.0-0	0.0-0
9/17/11	at Clemson	1	1	0	1.0-3	0.0-0
9/24/11	FLORIDA ATLANTIC	0	0	0	0.0-0	0.0-0
10/1/11	at South Carolina	0	0	0	0.0-0	0.0-0
10/8/11	at Arkansas	0	0	0	0.0-0	0.0-0
10/15/11	FLORIDA	0	0	0	0.0-0	0.0-0
10/22/11	at LSU	1	0	1	0.0-0	0.0-0
10/29/11	OLE MISS	0	0	0	0.0-0	0.0-0
11/12/11	at Georgia	0	0	0	0.0-0	0.0-0
11/19/11	SAMFORD	1	0	1	0.0-0	0.0-0
11/26/11	ALABAMA	0	0	0	0.0-0	0.0-0
12/31/11	Virginia (Chick-fil-A)	0	0	0	0.0-0	0.0-0

DATE	OPPONENT	TT	UT	AT	TFL-YDS	OBS-YDS
9/1/12	* Clemson	2	1	1	0.5-1	0.0-0
9/8/12	* at Mississippi State	4	1	3	1.0-2	0.0-0
9/15/12	* ULM	1	1	0	0.0-0	0.0-0
9/22/12	* LSU	2	0	2	0.0-0	0.0-0
10/6/12	* ARKANSAS	2	1	1	0.0-0	0.0-0
10/13/12	at Ole Miss	1	0	1	0.5-0	0.0-0
10/20/12	at Vanderbilt	1	1	0	1.0-1	0.0-0
10/27/12	* TEXAS A&M	2	2	0	1.0-1	0.0-0
11/3/12	* NEW MEXICO STATE	5	2	3	2.0-9	1.0-8
11/10/12	* GEORGIA	1	0	1	0.0-0	0.0-0
11/17/12	* ALABAMA A&M	2	1	1	0.0-0	0.0-0
11/24/12	* at Alabama	3	2	1	1.0-3	0.0-0

DATE	OPPONENT	TT	UT	AT	TFL-YDS	OBS-YDS
8/31/13	* WASHINGTON STATE	1	1	0	0.0-0	0.0-0
9/7/13	* ARKANSAS STATE	3	1	2	1.5-6	0.5-4
9/14/13	* MISSISSIPPI STATE*	1	0	1	0.5-0	0.0-0
9/21/13	* at LSU*	0	0	0	0.0-0	0.0-0
10/5/13	OLE MISS*	2	0	2	0.0-0	0.0-0
10/12/13	WESTERN CAROLINA	1	1	0	0.0-0	0.0-0
10/19/13	at Texas A&M*	2	0	2	0.5-1	0.0-0
10/26/13	FLORIDA ATLANTIC	2	1	1	0.5-1	0.0-0
11/2/13	at Arkansas*	1	0	1	0.0-0	0.0-0
11/9/13	at Tennessee*	2	1	1	0.0-0	0.0-0
11/16/13	GEORGIA*	0	0	0	0.0-0	0.0-0
11/30/13	ALABAMA*	0	0	0	0.0-0	0.0-0
12/7/13	vs. Missouri (SECCG)	0	0	0	0.0-0	0.0-0



KYLE #68
BOLSTAD OL
 6-4 • 262 • R-Fr. • RS
 Brentwood, Tenn. (Ravenwood)
 Public Administration

2013: Saw the first action of his career against Florida Atlantic.

HIGH SCHOOL: Coach: Brian Rector ... four-year football letterman and team captain as a senior ... also played club rugby

PERSONAL: Birthday is July 21 ... son of Janet Bolstad and Steven Bolstad ... member of Auburn's Rugby Club ... has one brother Zach, who also plays collegiate rugby ... Major: Pre-business

Player Bios



BEN #50
BRADLEY DL
 6-1 • 295 • Jr. • JC
 Norcross, Ga. (Hutchinson CC)
 Public Administration

2013: Junior college transfer who started three games on the defensive line... recorded an 8-yard sack against Washington State... first start came against Arkansas State, where he posted a TFL... 2 solo stops at Tennessee

JUNIOR COLLEGE: Enrolled at Auburn in January ... recorded 43 tackles, 9.5 TFL and five sacks during the 2012 season, helping the Hutchinson Blue Dragons and Coach Rion Rhoades to a 9-3 record, a No. 12 national ranking and the Salt City Bowl championship ... earned an associate's degree in December

HIGH SCHOOL: 91 tackles, 26 TFL, 5.5 sacks and a fumble recovery as a senior at Norcross High for Coach Keith Maloof ... Gwinnett Rivalries and GACA North/South all-star games ... No. 9 DL prospect by 247Sports ... Scout Top 100

PERSONAL: Birthday is April 3 ... enrolled as a public administration major at Auburn ... son of Keischa Bradley

BRADLEY'S CAREER DEFENSIVE STATS

YEAR	G/GS	TT	UT	AT	TFL-YDS	OBS-YDS	FF/FR	PD	I/YDS
2013	13/3	14	6	8	2.0-9	1.0-8	0/0	0	5

BRADLEY'S GAME-BY-GAME DEFENSIVE STATS

DATE	OPPONENT	TT	UT	AT	TFL-YDS	OBS-YDS
8/31/13	WASHINGTON STATE	1	1	0	1.0-8	1.0-8
9/7/13	* ARKANSAS STATE	2	0	2	1.0-1	0.0-0
9/14/13	* MISSISSIPPI STATE*	2	0	2	0.0-0	0.0-0
9/21/13	* at LSU*	3	1	2	0.0-0	0.0-0
10/5/13	OLE MISS*	1	1	1	0.0-0	0.0-0
10/12/13	WESTERN CAROLINA	0	0	0	0.0-0	0.0-0
10/19/13	at Texas A&M*	1	1	0	0.0-0	0.0-0
10/26/13	FLORIDA ATLANTIC	1	0	1	0.0-0	0.0-0
11/2/13	at Arkansas*	1	1	0	0.0-0	0.0-0
11/9/13	at Tennessee*	2	2	0	0.0-0	0.0-0
11/16/13	GEORGIA*	0	0	0	0.0-0	0.0-0
11/30/13	ALABAMA*	0	0	0	0.0-0	0.0-0
12/7/13	vs. Missouri (SECCG)	0	0	0	0.0-0	0.0-0



QUAN #4
BRAY WR
 5-10 • 186 • Jr. • 2L
 LaGrange, Ga. (Troup County)
 Public Administration

2013: Veteran receiver who is also a top return man for AU... 20 receptions, 3 TD for season... 3 catches against Washington State... 33-yard kick return against Arkansas State tied a career long... 76-yard TD catch vs. Mississippi State was a career long; 3 catches vs. Bulldogs... 4 catches, including a 3-yard TD from Jeremy Johnson, in the win over Western Carolina... 13-yard TD catch was one of three receptions at Texas A&M... gained 72 yards on 3 kick returns vs. Florida Atlantic... 3 receptions in win over Alabama.

2012: Receiver who was the Tigers' deep man on punt returns ... three career starts ... leading receiver with six catches for 50 yards at Mississippi State ... pair of receptions vs. ULM ... threw a 33-yard TD pass to Kiehl Frazier in the second quarter vs. ULM ... pair of receptions vs. LSU ... pair of receptions at Vanderbilt ... 38-yard punt return vs. New Mexico State was Auburn's longest since 2008 ... 110 return yards vs. Alabama A&M

2011: Appeared in 13 games with two starts ... fifth on team in receptions (71 for 93

yards) ... led team in punt returns averaging 7.4 yards per return (13 returns for 96 yards) and was third in kickoff returns ... returned 10 kickoffs for 242 yards ... fifth on team in all-purpose yards with 460 (35.4 yards per game) ... ninth in the SEC in yards per punt return (7.4) and third in the league (5.9) in conference games only ... returned a pair of kicks for 55 yards against Utah State, including a long return of 33 yards ... saw time on the kickoff return team against Mississippi State and Clemson ... made his punt return debut against South Carolina, totaling 26 yards on three returns ... also had one reception for 6 yards against the Gamecocks ... returned three punts for 12 yards and grabbed one catch for 3 yards at Arkansas ... made his first career start at Florida, returning one punt for 10 yards ... had two receptions for 22 yards and rushed one time for 8 yards at LSU ... one reception for 11 yards and one rush for 4 yards against Ole Miss ... 10-yard reception and 14-yard kick return at Georgia ... totaled 65 all-purpose yards against Samford ... 24-yard punt return in the second quarter against Samford was the longest by an Auburn player since 2008 when Robert Dunn had a 66-yard return for TD vs. ULM ... career-high five receptions against Alabama for 22 yards receiving and 39 yards on two kick returns ... career-best 102 all-purpose yards in Chick-fil-A Bowl against Virginia; one rush for 16 yards, three receptions for 12 yards and two kickoff returns for 74 yards ... career long 62-yard KOR against the Cavaliers

HIGH SCHOOL: Listed as the nation's No. 5 athlete by ESPN.com/Scouts Inc. and the No. 40 player overall on the ESPNU 150 ... named the nation's No. 5 all-purpose back, the No. 8 player from the state of Georgia and the No. 109 player nationally by Rivals.com ... rated as the No. 6 athlete in the nation, the No. 8 recruit in Georgia and the No. 76 player overall nationally by 247Sports ... ranked No. 18 nationally among running backs by Scout.com ... named to the PrepStar Dream Team as the No. 106-ranked player in the nation ... named a SuperPrep All-American, and the nation's No. 16 running back and the No. 10 recruit from Georgia by SuperPrep ... selected to play in the 2011 Under Armour All-America game following his senior season ... ranked No. 18 on the Atlanta Journal Constitution's Fab 50 ... ranked No. 45 in the Mobile Press-Register's Super Southeast 120 ... 1,300 rushing yards and another 300 receiving as a senior ... accounted for 2,128 yards and 28 TDs of offense as a junior

PERSONAL: Birthday is April 28 ... son of the late Tonya Bray ... cousin of former Auburn defensive back Jason Bray (1995-98) ... Major: Public Administration

BRAY'S CAREER RECEIVING STATS

YEAR	G/GS	NO	YDS	AVG	TD	LP/OPPONENT
2011	13/2	17	93	5.5	0	14/LSU
2012	11/1	14	94	6.7	0	16/Miss St
2013	13/6	20	191	9.6	3	76/Miss St
Totals	37/9	51	378	7.3	3	76/Miss St

BRAY'S CAREER KICK RETURN STATS

YEAR	G/GS	NO	YDS	AVG	TD	LP/OPPONENT
2011	13/2	10	242	24.2	0	62/Virginia (Chick-fil-A)
2012	11/1	6	121	20.2	0	24/Miss St
2013	13/6	12	281	23.4	0	40/Texas A&M
Totals	37/9	28	644	22.6	0	62/Virginia

BRAY'S CAREER PUNT RETURN STATS

YEAR	G/GS	NO	YDS	AVG	TD	LP/OPPONENT
2011	13/2	13	96	7.4	0	24/Samford
2012	11/1	16	136	8.5	0	38/NM State
2013	12/6	12	61	5.1	0	28/Miss St
Totals	36/9	41	293	7.0	0	38/NM State

BRAY'S GAME-BY-GAME RECEIVING STATS

DATE	OPPONENT	REC	YDS	AVG	TD	TD REC
9/3/11	UTAH STATE	0	0	0.0	0	--
9/10/11	MISSISSIPPI STATE	0	0	0.0	0	--
9/17/11	at Clemson	0	0	0.0	0	--
9/24/11	FLORIDA ATLANTIC	1	0	0.0	0	--
10/1/11	at South Carolina	1	6	6.0	0	--
10/8/11	at Arkansas	1	3	3.0	0	--
10/15/11	* FLORIDA	0	0	0.0	0	--
10/22/11	at LSU	2	22	11.0	0	--
10/29/11	OLE MISS	1	11	11.0	0	--
11/12/11	at Georgia	1	10	10.0	0	--
11/19/11	SAMFORD	2	7	3.5	0	--
11/26/11	* ALABAMA	5	22	4.4	0	--
12/31/11	Virginia (Chick-fil-A)	3	12	4.0	0	--

Player Bios

DATE	OPPONENT	REC	YDS	AVG	TD	TD REC
9/1/12	Clemson	1	8	8.0	0	--
9/8/12	at Mississippi State	6	50	8.3	0	--
9/15/12	* ULM	2	14	7.0	0	--
9/22/12	LSU	2	10	5.0	0	--
10/6/12	ARKANSAS	DID NOT PLAY				
10/13/12	at Ole Miss	0	0	0.0	0	--
10/20/12	at Vanderbilt	2	7	3.5	0	--
10/27/12	TEXAS A&M	0	0	0.0	0	--
11/3/12	NEW MEXICO STATE	0	0	0.0	0	--
11/10/12	GEORGIA	1	5	5.0	0	--
11/17/12	ALABAMA A&M	0	0	0.0	0	--
11/24/12	at Alabama	0	0	0.0	0	--

DATE	OPPONENT	REC	YDS	AVG	TD	TD REC
8/31/13	* WASHINGTON STATE	3	28	9.33	0	--
9/7/13	ARKANSAS STATE	0	0	0.00	0	--
9/14/13	MISSISSIPPI STATE	3	80	26.67	1	76
9/21/13	* at LSU	1	6	6.00	0	--
10/5/13	* OLE MISS	1	4	4.00	0	--
10/12/13	* WESTERN CAROLINA	4	20	5.00	1	3
10/19/13	* at Texas A&M	3	26	8.67	1	13
10/26/13	FLORIDA ATLANTIC	1	6	6.00	0	--
11/2/13	at Arkansas	0	0	0.00	0	--
11/9/13	at Tennessee	0	0	0.00	0	--
11/16/13	* GEORGIA	1	5	5.00	0	--
11/30/13	ALABAMA	3	14	4.67	0	--
12/7/13	vs. Missouri (SECCG)	0	0	0.00	0	--

BRAY'S GAME-BY-GAME RETURN STATS

DATE	OPPONENT	PR/YDS	TD	KR/YDS	TD
9/3/11	UTAH STATE	0	0	2/55	0
9/10/11	MISSISSIPPI STATE	0	0	0	0
9/17/11	at Clemson	0	0	0	0
9/24/11	FLORIDA ATLANTIC	0	0	0	0
10/1/11	at South Carolina	3/26	0	2/41	0
10/8/11	at Arkansas	3/12	0	0	0
10/15/11	* FLORIDA	1/10	0	0	0
10/22/11	at LSU	2/2	0	0	0
10/29/11	OLE MISS	1/0	0	0	0
11/12/11	at Georgia	0	0	1/14	0
11/19/11	SAMFORD	2/37	0	1/19	0
11/26/11	* ALABAMA	0	0	2/39	0
12/31/11	Virginia (Chick-fil-A)	1/0	0	2/74	0

DATE	OPPONENT	PR/YDS	TD	KR/YDS	TD
9/1/12	Clemson	1/5	0	1/21	0
9/8/12	at Mississippi State	1/1	0	0	0
9/15/12	* ULM	2/19	0	0	0
9/22/12	LSU	1/0	0	0	0
10/6/12	ARKANSAS	DID NOT PLAY			
10/13/12	at Ole Miss	2/4	0	0	0
10/20/12	at Vanderbilt	2/7	0	0	0
10/27/12	TEXAS A&M	1/10	0	0	0
11/3/12	NEW MEXICO STATE	3/44	0	0	0
11/10/12	GEORGIA	0	0	0	0
11/17/12	ALABAMA A&M	3/48	0	3/62	0
11/24/12	at Alabama	0	0	2/38	0

DATE	OPPONENT	PR/YDS	TD	KR/YDS	TD
8/31/13	WASHINGTON STATE	0/0	0	0/0	0
9/7/13	ARKANSAS STATE	0/0	0	1/33	0
9/14/13	MISSISSIPPI STATE	3/44	0	0/0	0
9/21/13	at LSU	5/5	0	0/0	0
10/5/13	OLE MISS	0/0	0	0/0	0
10/12/13	WESTERN CAROLINA	3/15	0	0/0	0
10/19/13	at Texas A&M	0/0	0	3/67	0
10/26/13	FLORIDA ATLANTIC	1/3	0	3/72	0
11/2/13	at Arkansas	0/0	0	0/0	0
11/9/13	at Tennessee	0/0	0	1/35	0
11/16/13	GEORGIA	0/0	0	3/53	0
11/30/13	ALABAMA	0/0	0	1/21	0
12/7/13	MISSOURI (SECCG)	2/36	0	0/0	0



REID

#95

BROOKS

DL

6-2 • 230 • R-Fr. • RS

Dothan, Ala. (Houston Academy)

Chemical Engineering

2013: Received the first playing time of his career against Florida Atlantic.

2012: Defensive lineman who did not see varsity action for the Tigers while redshirting ... competed on the scout teams

HIGH SCHOOL: Coach: Jimmy Addison ... named to Dothan Eagle Super 12 honorable mention ... honorable mention all-state as a junior and senior ... also a basketball letterman ... class valedictorian ... SGA vice-president, chief justice of Honor Council, Fellowship of Christian Athletes

PERSONAL: Birthday is June 7 ... son of Judson and Renee Brooks ... has two siblings, Ryan and Rachel ... Ryan played basketball for Auburn (2006-08) ... Major: Chemical Engineering ... member of the Fellowship of Christian Athletes and the American Institute of Chemical Engineers at Auburn



SHANE

#77

CALLAHAN

OL

6-6 • 275 • R-Fr. • RS

Parker, Colo. (Chaparral)

Pre-Business

2013: Saw snaps against Western Carolina and Florida Atlantic.

2012: Enrolled at Auburn in January and participated in spring drills ... did not see varsity action while redshirting

HIGH SCHOOL: High School Coach: John Vogt ... ranked as the nation's 22nd offensive tackle, the fourth-rated player from the state of Colorado and the 212th-ranked player nationally according to Rivals.com ... ranked 33rd among offensive tackles nationally, fourth-best player in the state of Colorado and 299th overall prospect in the country by Scout.com ... ranked 35th at the offensive tackle position nationally and ranked fourth overall in the state of Colorado by 247Sports.com ... 28th-ranked offensive tackle nationally and fourth overall player from the state of Colorado according to ESPN.com ... named an All-American and ranked 24th among offensive linemen according to SuperPrep ... selected to the ESPN All-Colo- rado Football Team prior to his senior season ... member of the 2012 SuperPrep Midlands Team ... named to the 2012 Parade All-America Team ... named a Class 5A All-State selection by the Denver Post as a senior and was No. 5 on the Post's postseason top 15 ... was also an honorable mention selection as a junior ... had 43 pancake blocks as a senior ... participated in the U.S. Army All-American Bowl in San Antonio ... four-star prospect according to Rivals

PERSONAL: Birthday is October 9 ... son of Darren and Kathy Callahan ... Major: Pre-Business

Player Bios



WIRTH #85

CAMPBELL TE

6-3 • 208 • So. • SQ
Nashville, Tenn. (Ensworth)
Business Administration

2013: Saw snaps against Western Carolina and Florida Atlantic.
HIGH SCHOOL: Coach: Ricky Bowers ... part of the first state championship team in Ensworth history as a senior ... also a basketball letterman
PERSONAL: Birthday is April 22 ... son of Vic and Tawnie Campbell ... has one sister, Meredith ... Major: Business Administration



DANIEL #38

CARLSON K

6-4 • 205 • Fr. • HS
Colorado Springs, Colo. (Classical Academy)
Pre-Business

2013: Did not see action while redshirting.
HIGH SCHOOL: Versatile kicking specialist with tremendous leg strength ... 10 field goals and 54 kickoffs for touchbacks as a senior for Coach David Bervig at The Classical Academy ... top-ranked kicker nationally at Kohl's Kicking Academy Underclassmen Challenge ... ranked No. 4 nationally among kickers by Scout and Rivals ... MaxPreps small school All-America ... No. 8 ranking from 247Sports ... U.S. Army All-American Bowl ... Denver Post No. 6 in-state prospect and all-state Class 3A as a junior and senior ... as a soccer player, helped TCA advance to state finals as a sophomore and junior
PERSONAL: Major at Auburn: Pre-Business ... son of Jodie Carlson and Hans Carlson



KENNETH #92

CARTER DL

6-4 • 280 • Sr. • 3L
Greenville, Ala. (Greenville)
Public Administration

2013: Veteran along defensive line... has played in every game... 2 tackles at LSU... pair of tackles against Florida Atlantic... 2 stops in win at Arkansas... December, 2013, graduate in public administration

2012: Part of the rotation at defensive tackle ... 12 career starts ... three tackles in Clemson game ... recorded five stops at Mississippi State, tying his career best ... pair of tackles versus Arkansas ... two tackles vs. Texas A&M ... limited participant in 2012 spring drills recovering from injury

2011: Appeared in all 13 games with 10 starts ... tallied 21 tackles, including 0.5 tackles for loss, two quarterback hurries and a fumble recovery for a touchdown ... made his first career start in the opener against Utah State, finishing with a career-high five stops, including three solo tackles ... started against Mississippi State and made four tackles ... two stops at Clemson ... made fourth straight start in win over FAU ... totaled two tackles and was in on a TFL at South Carolina ... also credited with a QB hurry ... tackle and a QB hurry in win over Florida ... returned to the starting lineup against Alabama and posted three tackles ... also recovered a fumble for a touchdown - the first defensive touchdown for Auburn in an Iron Bowl since Brad Ware's 34-yard interception return for a score in the 1996 game

2010: Appeared in eight games and totaled six tackles ... saw limited snaps in season opener vs. Arkansas State and totaled three tackles with a QB hurry ... did not play vs. Clemson or South Carolina ... two tackles with career-first TFL (1.0 for minus 5 yards) and fumble recovery vs. ULM ... also had two QB hurries ... Against UTC, registered one solo tackle ... played vs. Alabama ... saw playing time vs. South Carolina in SEC Championship and vs. Oregon in BCS National Championship

HIGH SCHOOL: High School Coach: Ben Blackmon ... recorded 76 tackles (45 solo), 16 tackles for loss, two sacks, 21 QB pressures, five forced fumbles, one field goal blocked and an interception returned for a touchdown as a senior ... No. 23-rated defensive tackle and the No. 8 player in Alabama by Rivals.com ... No. 17-rated DT by Scout.com ... ranked 35th among defensive tackles by ESPN.com/Scouts Inc. ... No. 5 on the Birmingham News' Alabama Super Seniors ... ranked as the No. 22 player in Alabama by SuperPrep ... PrepStar All-Southeast Region ... 2009 Alabama-Mississippi All-Star game participant ... voted to 2009 5A All-State team by the Alabama Sports Writers Association ... 2009 5A Lineman of the Year by the Alabama Sports Writers Association ... member of the "Best of the Rest" on the Mobile Press Register's Elite 18

PERSONAL: Birthday is February 13 ... son of Cynthia Carter ... has three brothers: Marlon, Marvin and Terrence ... Major: Public Administration

CARTER'S CAREER DEFENSIVE STATS

YEAR	G/GS	TT	UT	AT	TFL-YDS	OBS-YDS	FF/FR	PD	I/YDS
2010	8/0	6	5	1	1.0-5	0.0-0	0/1	0	0/0
2011	13/10	21	9	12	0.5-0	0.0-0	0/1	1	0/0
2012	12/2	17	8	9	1.0-1	0.0-0	0/1	1	3
2013	13/0	9	2	7	3.0-4	0.0-0	0/0	1	3
Totals	46/12	53	24	29	2.5-10	0.0-0	0/3	3	11

Player Bios

CARTER'S GAME-BY-GAME DEFENSIVE STATS

DATE	OPPONENT	TT	UT	AT	TFL-YDS	QBS-YDS
9/4/10	ARKANSAS STATE	3	2	1	0.0-0	0.0-0
9/9/10	at Mississippi State	0	0	0	0.0-0	0.0-0
9/18/10	CLEMSON				DID NOT PLAY	
9/25/10	SOUTH CAROLINA				DID NOT PLAY	
10/2/10	LOUISIANA-MONROE	2	2	0	1.0-5	0.0-0
10/9/10	at Kentucky				DID NOT PLAY	
10/16/10	ARKANSAS				DID NOT PLAY	
10/23/10	LSU				DID NOT PLAY	
10/30/10	at Ole Miss	0	0	0	0.0-0	0.0-0
11/6/10	CHATTANOOGA	1	1	0	0.0-0	0.0-0
11/13/10	GEORGIA				DID NOT PLAY	
11/26/10	at Alabama	0	0	0	0.0-0	0.0-0
12/4/10	South Carolina (SECCG)	0	0	0	0.0-0	0.0-0
1/10/11	Oregon (BCSNCG)	0	0	0	0.0-0	0.0-0

DATE	OPPONENT	TT	UT	AT	TFL-YDS	QBS-YDS
9/3/11	* UTAH STATE	5	3	2	0.0-0	0.0-0
9/10/11	* MISSISSIPPI STATE	4	3	1	0.0-0	0.0-0
9/17/11	* at Clemson	2	0	2	0.0-0	0.0-0
9/24/11	* FLORIDA ATLANTIC	0	0	0	0.0-0	0.0-0
10/1/11	* at South Carolina	2	1	1	0.5-0	0.0-0
10/8/11	* at Arkansas	1	0	1	0.0-0	0.0-0
10/15/11	* FLORIDA	1	1	0	0.0-0	0.0-0
10/22/11	* at LSU	1	0	1	0.0-0	0.0-0
10/29/11	OLE MISS	0	0	0	0.0-0	0.0-0
11/12/11	at Georgia	1	0	1	0.0-0	0.0-0
11/19/11	SAMFORD	1	0	1	0.0-0	0.0-0
11/26/11	* ALABAMA	3	1	2	0.0-0	0.0-0
12/31/11	* Virginia (Chick-fil-A)	0	0	0	0.0-0	0.0-0

DATE	OPPONENT	TT	UT	AT	TFL-YDS	QBS-YDS
9/1/12	Clemson	3	0	3	0.0-0	0.0-0
9/8/12	at Mississippi State	5	3	2	1.0-1	0.0-0
9/15/12	ULM	1	0	1	0.0-0	0.0-0
9/22/12	LSU	0	0	0	0.0-0	0.0-0
10/6/12	ARKANSAS	2	1	1	0.0-0	0.0-0
10/13/12	* at Ole Miss	0	0	0	0.0-0	0.0-0
10/20/12	* at Vanderbilt	1	1	0	0.0-0	0.0-0
10/27/12	TEXAS A&M	2	2	0	0.0-0	0.0-0
11/3/12	NEW MEXICO STATE	1	0	1	0.0-0	0.0-0
11/10/12	GEORGIA	2	1	1	0.0-0	0.0-0
11/17/12	ALABAMA A&M	0	0	0	0.0-0	0.0-0
11/24/12	at Alabama	0	0	0	0.0-0	0.0-0

DATE	OPPONENT	TT	UT	AT	TFL-YDS	QBS-YDS
8/31/13	WASHINGTON STATE	0	0	0	0.0-0	0.0-0
9/7/13	ARKANSAS STATE	0	0	0	0.0-0	0.0-0
9/14/13	MISSISSIPPI STATE*	0	0	0	0.0-0	0.0-0
9/21/13	at LSU*	2	0	2	0.5-1	0.0-0
10/5/13	OLE MISS*	0	0	0	0.0-0	0.0-0
10/12/13	WESTERN CAROLINA	1	1	0	1.0-1	0.0-0
10/19/13	at Texas A&M*	0	0	0	0.0-0	0.0-0
10/26/13	FLORIDA ATLANTIC	2	1	1	1.0-1	0.0-0
11/2/13	at Arkansas*	2	0	2	0.5-1	0.0-0
11/9/13	at Tennessee*	1	0	1	0.0-0	0.0-0
11/16/13	GEORGIA*	0	0	0	0.0-0	0.0-0
11/30/13	ALABAMA*	0	0	0	0.0-0	0.0-0
12/7/13	vs. Missouri (SECCG)	1	0	1	0.0-0	0.0-0



STEVEN

#30

CLARK

P

6-5 • 230 • Sr. • 3L

Kansas City, Mo. (Park Hill)

Exercise Science

2013: All-America punter... Ray Guy Award semifinalist (one of 10) for third straight season... AP All-SEC honorable mention... 42.5 average this season; 40.5 career punting average... has had only five punts returned this season in 50 attempts... only 22 of 198 career punts have been returned (11%) for an average return of 5.4 yards... 4th in Auburn career punts (198) and punt yards (8,017)... only action against Western Carolina came at holder... 57-yard punt at Tennessee was season long... 2 punts downed at the Alabama one in that victory... all 3 kicks in SEC Championship were inside the MU 8... Senior Bowl watch list... preseason second team All-SEC (SEC Caches, Athlon), third team (SEC media)... May, 2013, graduate in exercise science... Capital One CoSIDA second team Academic All-American... NFF Postgraduate Scholarship/Campbell Trophy semifinalist... one of 30 Senior CLASS Award candidates... Bobby Bowden Award nominee ... Second team preseason All-SEC (SEC Coaches, Athlon)... third team preseason All-SEC (SEC media) ... Ray Guy Award preseason watch list

2012: Voted A-Day spring game MVP on special teams ... 2012 Ray Guy Award semifinalist (one of 10) ... 39.8 season average, with 15 inside the 20 ... only five of 70 punts were returned ... six punts of 50+ yards for season ... long punt of 54 against LSU ... Ray Guy Award watch list after being one of three finalists for that award last season ... preseason All-SEC 2nd team (SEC Coaches, SEC media, Athlon, Phil Steele) ... served as game captain for Vanderbilt ... Capital One/CoSIDA academic all-district ... SEC Honor Roll

2011: Ray Guy Award Finalist, Auburn's first in school history ... Coaches' All-SEC First Team ... Pro Football Weekly First Team All-America ... Sports Illustrated Honorable Mention All-American ... just the third AU punter in school history to earn All-America honors, joining Lewis Colbert (1985) and Terry Daniel (1993) ... Phil Steele All-SEC Second Team ... SEC Special Teams Player of the Week (10/3) ... SEC Special Teams Player of the Week (10/17) ... SEC Academic Honor Roll ... averaged 40.8 yards on 72 punts with 33 inside the 20 and 13 of 50 yards or longer ... 33 punts inside the 20 led the SEC and was third in FBS ... dropped nine punts inside the 10 ... punted four times for an average of 43.5 yards against Utah State, including a 48-yarder ... pinned one inside the 20-yard line ... punted six times for 274 yards against Mississippi State four a 45.7 yard average ... pinned four inside the 20 ... first Auburn punter since Kody Bliss vs. LSU in 2004 to have four punts inside the 20 yard line in SEC play ... two punts of 50+ yards vs. MSU, including career-long 58-yarder ... punted six times for an average of 41.3 at Clemson ... long punt of 51 yards ... pinned four punts at Clemson inside the 20 ... three punts with an average of 46.3 yards and a long of 51 yards against FAU ... against South Carolina earned SEC Special Teams Player of the Week honors punting seven times for an average of 37.9, including five punts inside the 20, all inside the 12-yard line, with two inside the 5-yard line ... played a key role in the Tigers' win vs. USC -- a game dictated by field position -- as five of his last six punts were inside the 20 ... after Clark punts, USC's averaging starting field position was the USC 16, as its possessions started at the 38, 4, 1, 11, 12 and 12 ... first AU punter with five punts inside the 20 since Jaret Holmes had five at Arkansas in 1997 ... career-high nine punts at Arkansas with six inside the 20 and three inside the 10 ... SEC Special Teams Player of the Week after punting nine times in win over Florida, including two punts that were muffed by UF returners and recovered by Auburn ... punted seven times for an average of 35.1 yards per punt with a long of 52 yards at LSU ... three punts downed inside the 20 against the Tigers ... punted five times for 205 yards (avg. 41.0) with a long of 48 at Georgia ... four punts with a long of 48 against Samford with three punts inside the 20 ... punted five times with a long of 54 yards against Alabama ... three punts for career-best average of 49.0 yards in Chick-fil-A Bowl win against Virginia

2010: Appeared in five games and averaged 34.9 yards on nine punts ... saw first action of the season vs. Kentucky, punting twice for a 34.0 average ... punted twice vs. Arkansas for a 39.5 yard average ... against LSU, punted three times for a 37.3 yard average with one pinned inside the 20 ... also had a season-long punt of 42 yards ... against Ole Miss, punted one time for 36 yards, pinning Rebels inside 20-yard line ... punted one time vs. UTC for 19 yards

Player Bios

HIGH SCHOOL: High School Coach: Greg Reynolds ... No. 20-ranked place-kicker by Rivals.com ... No. 4-rated kicker by ESPN.com/Scouts Inc. ... 2009 Class 5 First Team All-State selection at punter by the Missouri Football Coaches Association ... also played tight end and defensive end in high school ... averaged nearly 40 yards per punt as a junior

PERSONAL: Birthday is July 20 ... son of Dianna Perry and Tom Clark ... Major: Exercise Science ... received bachelor's degree in May, 2013

CLARK'S CAREER PUNTING STATS

YEAR	G	NO	YDS	AVG	TB	FC	I20	50+	LPI/OPPONENT
2010	5	9	314	34.9	0	5	2	0	42/LSU
2011	13	72	2941	40.8	3	34	33	13	58/MSU
2012	12	70	2783	39.8	4	37	15	6	54/LSU
2013	13	50	2126	42.5	4	23	21	8	57/Tennessee
Totals	43	201	8164	39.5	11	99	71	27	58/MSU

CLARK'S GAME-BY-GAME PUNTING STATS

DATE	OPPONENT	NO	YDS	AVG	IN20	Long
9/4/10	ARKANSAS STATE					DID NOT PLAY
9/9/10	at Mississippi State					DID NOT PLAY
9/18/10	CLEMSON					DID NOT PLAY
9/25/10	SOUTH CAROLINA					DID NOT PLAY
10/2/10	LOUISIANA-MONROE					DID NOT PLAY
10/9/10	at Kentucky	2	68	34.0	0	36
10/16/10	ARKANSAS	2	79	39.5	0	40
10/23/10	LSU	3	112	37.3	1	42
10/30/10	at Ole Miss	1	36	36.0	1	36
11/6/10	CHATTANOOGA	1	19	19.0	0	19
11/13/10	GEORGIA					DID NOT PLAY
11/26/10	at Alabama					DID NOT PLAY
12/4/10	South Carolina (SECCG)					DID NOT PLAY
1/10/11	Oregon (BCSNCG)					DID NOT PLAY

DATE	OPPONENT	NO	YDS	AVG	IN20	Long
9/3/11	UTAH STATE	4	174	43.5	1	48
9/10/11	MISSISSIPPI STATE	6	274	45.7	4	58
9/17/11	at Clemson	6	248	41.3	4	51
9/24/11	FLORIDA ATLANTIC	3	139	46.3	0	51
10/1/11	at South Carolina	7	265	37.9	5	46
10/8/11	at Arkansas	9	360	40.0	6	54
10/15/11	FLORIDA	9	353	39.2	2	50
10/22/11	at LSU	7	246	35.1	3	52
10/29/11	OLE MISS	3	107	35.7	0	39
11/12/11	at Georgia	5	205	41.0	2	48
11/19/11	SAMFORD	4	173	43.2	3	48
11/26/11	ALABAMA	5	211	42.2	2	54
12/31/11	Virginia (Chick-fil-A)	3	147	49.0	1	52

DATE	OPPONENT	NO	YDS	AVG	IN20	Long
9/1/12	Clemson	3	118	39.3	2	45
9/8/12	at Mississippi State	6	245	40.8	0	46
9/15/12	ULM	6	241	40.2	1	51
9/22/12	LSU	7	287	41.0	2	54
10/6/12	ARKANSAS	6	226	37.7	3	44
10/13/12	at Ole Miss	7	327	46.7	2	53
10/20/12	at Vanderbilt	7	281	40.1	2	53
10/27/12	TEXAS A&M	6	242	40.3	0	49
11/3/12	NEW MEXICO STATE	5	213	42.6	1	46
11/10/12	GEORGIA	8	309	38.6	1	46
11/17/12	ALABAMA A&M	2	52	26.0	0	40
11/24/12	at Alabama	7	242	34.6	1	42

DATE	OPPONENT	NO	YDS	AVG	IN20	Long
8/31/13	WASHINGTON STATE	5	208	41.60	3	53
9/7/13	ARKANSAS STATE	4	166	41.50	0	54
9/14/13	MISSISSIPPI STATE	4	192	48.00	2	53
9/21/13	at LSU	6	261	43.50	1	54
10/5/13	OLE MISS	5	207	41.40	1	46
10/12/13	WESTERN CAROLINA	0	0	0.00	0	--
10/19/13	at Texas A&M	5	199	39.80	1	43
10/26/13	FLORIDA ATLANTIC	3	119	39.70	3	47
11/2/13	at Arkansas	4	178	44.50	3	53
11/9/13	at Tennessee	2	94	47.00	1	57
11/16/13	GEORGIA	3	120	40.00	1	48
11/30/13	ALABAMA	6	262	43.70	2	52
12/7/13	MISSOURI (SECCG)	3	120	40.00	3	46



MICHAEL

#83

CLIFTON

TE

6-3 • 251 • R-Fr. • RS

Evans, Ga. (Augusta Christian)

Mechanical Engineering

2013: Saw the first action of his career in win over Western Carolina.

2012: Did not see varsity action

High School: High School Coach: Keith Walton ... offensive MVP of the Shrine Bowl all-star game ... all-area, all-state and all-region honoree ... Black Helmet award ... also a baseball and basketball letterman ... vice-president of Student Council ... Beta Club member

Personal: Birthday is January 4 ... son of Molly and Steve Clifton ... has three siblings: Robert, Annie and Marya ... brother Robert played football for Auburn ... Major: Mechanical Engineering



SAMMIE

#18

COATES

WR

6-2 • 201 • So. • 1L

Leroy, Ala. (Leroy)

Public Administration

2013: Big-play threat... Second in nation in yards per catch (22.8) and averaging 54.1 yards per touchdown catch ... Started 11 games ... has 14 receptions of 30+ yards this season... 3 catches gained 44 yards vs. Washington State... 68-yard TD catch from Nick Marshall vs. Arkansas State was a career long, and the first 60+ yard pass play for Auburn since 2010... 3 catches for 55 yards vs. Mississippi State... 139 yards on 4 catches at LSU, with long gains of 42 and 52 yards... two catches vs. Ole Miss... 104 yards on five catches at Texas A&M, including a 43-yard touchdown... gained 113 yards on just 3 catches vs. Florida Atlantic, with TDs of 67 and 36 yards from Jeremy Johnson... 88-yard TD catch from Marshall at Arkansas was third longest pass play in AU history; had 102 yards receiving vs. Arkansas, his third consecutive 100-yard game... had two of AU's three receptions in Tennessee win... 4 catches in Georgia win... 39-yard fourth-quarter TD to tie the game with 0:32 remaining was one of two catches in win over Alabama... 94 yards receiving, 38-yard TD catch in SEC championship game vs. Missouri.

2012: Part of the wide receiver rotation as a redshirt freshman ... saw first collegiate action vs. Clemson ... first career TD was a leaping grab of a 33-yard Hail Mary from Frazier in the endzone on last play of first half vs. ULM ... 16-yard reception in traffic versus Arkansas ... 42-yard reception from Moseley at Ole Miss ... 13-yard catch vs. New Mexico State ... 9-yard TD grab against Alabama A&M

2011: Did not play after suffering preseason injury

HIGH SCHOOL: Rated as the No. 24 wide receiver in the nation, the No. 6 recruit in Alabama and the No. 172 player overall nationally by 247Sports ... ranked No. 57 nationally among wide receivers and the No. 10 player in the state of Alabama by Scout.com ... named the nation's No. 71 wide receiver and the No. 21 player from the state of Alabama by Rivals.com ... listed as the nation's No. 73 wide receiver by ESPN.com/Scouts Inc. ... listed as the No. 26 recruit from Alabama by SuperPrep ... named to the All-Southeast Region team by PrepStar ... No. 7 on the Birmingham News' list of the Alabama Super Seniors ... ranked eighth on the Mobile Press-Register's Elite 18 and No. 102 in the Press-Register's Super Southeast 120 ... named to the Orlando Sentinel's All-Southern Team as a first-team selection from Alabama ... selected to play in the Alabama-Mississippi All-Star Game following his senior season ... Super 12 team and the 2010 Class 2A Back of the Year by the Alabama Sports Writers Association ... caught 57 passes as a senior for 1,170 yards and 14 touchdowns ... led his team to the 2010 Alabama Class 2A state championship, earning MVP honors after hauling in five catches for 60 yards and two touchdowns,

Player Bios

rushing six times for 27 yards and a score, punting twice for 63 yards and returning a punt for 5 yards ... caught 50 passes for 788 yards and 10 touchdowns during his junior campaign ... as a sophomore, caught 18 passes for 477 yards (39.8 ypc) and four touchdowns while intercepting three passes on defense

PERSONAL: Birthday is March 31 ... son of Sharon Coates ... Major: Public Administration

COATES' CAREER RECEIVING STATS

YEAR	G/GS	NO	YDS	AVG	TD	LP/OPPONENT
2012	12/1	6	114	19.0	2	42/Ole Miss
2013	13/11	38	841	22.1	7	88/Arkansas
Totals	25/12	44	955	20.6	9	88/Arkansas

COATES' GAME-BY-GAME RECEIVING STATS

DATE	OPPONENT	REC	YDS	AVG	TD	TD REC
9/1/12	Clemson	0	0	0.0	0	--
9/8/12	at Mississippi State	0	0	0.0	0	--
9/15/12	ULM	2	34	17.0	1	33
9/22/12	LSU	0	0	0.0	0	--
10/6/12	ARKANSAS	1	16	16.0	0	--
10/13/12	at Ole Miss	1	42	42.0	0	--
10/20/12	at Vanderbilt	0	0	0.0	0	--
10/27/12	TEXAS A&M	0	0	0.0	0	--
11/3/12	NEW MEXICO STATE	1	13	13.0	0	--
11/10/12	GEORGIA	0	0	0.0	0	--
11/17/12	ALABAMA A&M	1	9	9.0	1	9
11/24/12	* at Alabama	0	0	0.0	0	--

DATE	OPPONENT	REC	YDS	AVG	TD	TD REC
8/31/13	* WASHINGTON STATE	3	44	14.67	0	--
9/7/13	* ARKANSAS STATE	1	68	68.00	1	68
9/14/13	* MISSISSIPPI STATE	3	55	18.33	0	--
9/21/13	* at LSU	4	139	34.75	0	--
10/5/13	* OLE MISS	2	13	6.50	0	--
10/12/13	WESTERN CAROLINA	0	0	0.00	0	--
10/19/13	at Texas A&M	5	104	20.80	1	43
10/26/13	* FLORIDA ATLANTIC	3	113	37.67	2	36, 67
11/2/13	* at Arkansas	3	102	34.00	1	88
11/9/13	* at Tennessee	2	10	5.00	0	--
11/16/13	* GEORGIA	4	39	9.75	0	--
11/30/13	* ALABAMA	2	60	30.00	1	39
12/7/13	* vs. Missouri (SECCG)	6	94	15.67	1	38



SHON #72
COLEMAN OL

6-6 • 299 • R-Fr. • RS
Memphis, Tenn. (Olive Branch)
Public Administration

2013: Backup at left offensive tackle to Greg Robinson... saw first college action against Arkansas State after three years away from the sport battling leukemia... has also played against Western Carolina, FAU, Arkansas, Tennessee, Missouri.

2012: Was cleared by doctors for limited practice at the end of spring drills ... did not see varsity action at left tackle while redshirting ... received an extra year of eligibility from the NCAA following the season, leaving him four years to play

2011: Was diagnosed with leukemia in spring, 2010, and underwent treatment at St. Jude's Children's Research Hospital

HIGH SCHOOL: High School Coach: Scott Samsel ... ranked 22nd on the Rivals.com/100 ... third-rated offensive tackle and top-ranked player in Mississippi by Rivals.com ... No. 7-rated offensive tackle by Scout.com ... ranked 31st among offensive tackles by ESPN.com/Scouts Inc. ... ranked as the No. 11 player in Mississippi by SuperPrep ... No. 25-rated offensive guard/center by Tom Lemming on Max-preps.com ... named to the PrepStar Dream Team as the No. 116-ranked player in the nation ... first Team All-State according to the Mississippi Association of Coaches ... participant in the 2010 Army All-American Bowl and the 2009 Alabama-Mississippi All-Star game ... No. 26 on the Mobile Press Register's Super Southeast 120

... No. 1 on the 2010 Mississippi Press Fantastic 15

PERSONAL: Birthday is November 25 ... son of Dekeisha and Travis Tunstall ... Major: Public Administration



ELIJAH #97
DANIEL DL

6-2 • 264 • Fr. • HS
Avon, Ind. (Avon)
Liberal Arts

2013: True freshman who has gained playing time at defensive end... 3 of 9 tackles for season were TFL... had TFL against Arkansas State... 3 QB hurries versus Ole Miss... sack and 2 QB hurries against Western Carolina... 2 tackles at Texas A&M... 2 QB hurries vs. Florida Atlantic... 12-yard sack in Tennessee win... 2 tackles, TFL in SEC Championship Game

HIGH SCHOOL: Talented two-way performer on the defensive line at Avon High ... Indiana first team all-state ... team defensive MVP recording 85 tackles, 16 TFL, five sacks as a senior for Coach Mark Bless ... Under Armour All-America Game ... ranked No. 9 by Scout ... No. 2 in state of Indiana and No. 8 DE by Rivals ... PrepStar All-America ... No. 2 in Indiana, No. 3 DE, No. 27 overall by 247Sports ... MaxPreps Top 100 ... ESPN 150

PERSONAL: Major at Auburn: Liberal Arts ... his aunt Donna Fisher is his guardian

DANIEL'S CAREER DEFENSIVE STATS

YEAR	G/GS	TT	UT	AT	TFL-YDS	OBS-YDS	FF/FR	PD	QBH
2013	13/0	9	4	5	3.0-19	2.5-18	0/0	0	11

DATE	OPPONENT	TT	UT	AT	TFL-YDS	OBS-YDS
8/31/13	WASHINGTON STATE	0	0	0	0.0-0	0.0-0
9/7/13	ARKANSAS STATE	1	0	1	0.5-1	0.0-0
9/14/13	MISSISSIPPI STATE*	0	0	0	0.0-0	0.0-0
9/21/13	at LSU*	2	0	2	0.0-0	0.0-0
10/5/13	OLE MISS*	0	0	0	0.0-0	0.0-0
10/12/13	WESTERN CAROLINA	1	1	0	1.0-3	1.0-3
10/19/13	at Texas A&M*	2	1	1	0.0-0	0.0-0
10/26/13	FLORIDA ATLANTIC	0	0	0	0.0-0	0.0-0
11/2/13	at Arkansas*	0	0	0	0.0-0	0.0-0
11/9/13	at Tennessee*	1	1	0	1.0-12	1.0-12
11/16/13	GEORGIA*	0	0	0	0.0-0	0.0-0
11/30/13	ALABAMA*	0	0	0	0.0-0	0.0-0
12/7/13	vs. Missouri (SECCG)	2	1	1	0.5-3	0.5-3



DEVONTE #53
DANZEY OL

6-4 • 282 • So. • JC
Tampa, Fla. (Hutchinson CC)
Public Administration

2013: Enrolled at Auburn in January ... Backup at left offensive guard behind Alex Kozan... junior college transfer... saw first action against Western Carolina... has played in three games

JUNIOR COLLEGE: Ranked as the nation's top junior college prospect at offensive guard ... first-team All-Jayhawk Conference for Coach Rion Rhoades as a redshirt freshman in 2012 after helping Hutchinson to a 9-3 record and a No. 12 national ranking ... first team All-America ... starting offensive tackle for a Hutchinson offense that scored the second-most points in team history and three times broke the 700-yard mark for total offense ... ranked among Top 85 JUCO players by 247Sports

Player Bios

HIGH SCHOOL: Played high school football at Tampa Bay (Fla.) Tech for Coach Jayson Roberts, where he was team MVP and Tampa Tribune all-Hillsborough County

PERSONAL: Birthday is September 3 ... enrolled as a public administration major at Auburn ... guardian is Patsy Ross



CHRIS DAVIS #11 DB

5-11 • 200 • Sr. • 3L
Birmingham, Ala. (Woodlawn)
Public Administration

2013: Returning starter at boundary corner... second in the nation in punt return average (20.1)... leads team in tackles (69)... second team All-SEC... 100+ yard return for a touchdown of a missed Alabama field goal attempt as time expired was the remarkable winning play of the Iron Bowl... 10 tackles, 1.5 sacks, 2 PBU and a forced fumble against Arkansas State... missed LSU game with injury... six tackles in limited action vs. Ole Miss... team-leading nine tackles at Texas A&M... 70-yd punt return vs. Florida Atlantic, along with team-best 5 tackles, 3 PBU... 8 tackles against Arkansas... 85-yard punt return for TD at Tennessee was 3rd longest in AU history... 8 tackles vs. Georgia... also team-best 10 tackles vs. Alabama... 4 solo tackles in SEC championship game vs. Missouri... SEC special teams player of week (Tennessee, Alabama)... Senior Bowl invite... preseason third team all-SEC (SEC media)... game captain all games except LSU... December, 2013, graduate in public administration ... Third team preseason all-SEC (SEC media) ... represented the Tigers at SEC Media Days

2012: Second-year starter at cornerback ... 16 career starts ... four tackles in opener vs. Clemson and at Mississippi State ... six stops and a TFL vs. ULM ... recorded six tackles vs. LSU ... five tackles vs. Arkansas before leaving contest with injury ... did not play against Ole Miss ... nine tackles at Vanderbilt ... injury kept him out vs. Texas A&M, New Mexico State, Georgia ... five tackles against Alabama A&M ... recorded seven tackles and a TFL at Alabama ... SEC Honor Roll

2011: Played in 11 games, starting in all ... finished fourth on team with 60 tackles, including 34 solo stops ... third on team with four pass breakups ... also had one forced fumble ... made first career start against Utah State, making six tackles ... seven tackles against Mississippi State, including three stops on game-saving final drive ... four tackles at Clemson ... did not play against FAU or South Carolina due to injury ... returned to lineup against Arkansas and totaled four tackles ... started against Florida and recorded five tackles and one breakup ... tied then career-high with seven tackles at LSU ... six tackles (five solo) and one breakup in win over Ole Miss ... six tackles at Georgia ... two solo tackles and one breakup in win over Samford ... four tackles against Alabama ... career high and tied for team high with eight stops in bowl victory over Virginia ... also forced a Cavalier fumble

2010: Played in all 14 games and totaled 19 tackles with three PBU ... saw playing time in season opener vs. Arkansas State, registering two solo tackles ... solo tackle in SEC opener at Mississippi State and vs. Clemson ... against ULM, recorded three tackles with a pair of solo stops ... against Kentucky, three tackles, all assisted ... three tackles, all solo stops, and had one PBU vs. LSU ... pair of solo tackles vs. Ole Miss ... against UTC, totaled three tackles, two solo, with a pair of PBU ... one solo tackle in SEC Championship Game versus South Carolina ... injured on opening kickoff of BCS National Championship Game versus Oregon and did not return

HIGH SCHOOL: High School Coach: Bruce Breland ... No. 31-rated cornerback by Scout.com ... ranked as the nation's No. 97 athlete by ESPN.com/Scouts Inc. ... Named to the 2009 5A All-State Football Team by the Alabama Sports Writers Association ... selected as the North and East Area Player of the Year and an All-Metro Team selection by the Birmingham News ... No. 6 on the Birmingham News' list of the Alabama Super Seniors ... as a senior, had 1,621 all-purpose yards, including 134 carries for 877 yards (6.5 ypc), eight catches for 185 yards, 472 kickoff return yards and 48 punt return yards ... defensively, had 23 tackles (19 solo) and three pass breakups while playing part time ... scored 60 of his team's 109 points in 2009 ... also excelled in basketball

PERSONAL: Birthday is November 4 ... son of Janice Brown ... Major: Public Administration

DAVIS' CAREER DEFENSIVE STATS

YEAR	G/GS	TT	UT	AT	TFL-YDS	OBS-YDS	FF/FR	PD	I/YDS
2010	14/0	19	14	5	0.0-0	0.0-0	0/0	3	0/0
2011	11/11	60	34	26	0.0-0	0.0-0	1/0	4	0/0
2012	8/6	41	23	18	1.5-2	0.0-0	0/0	3	0/0
2013	11/11	69	49	20	2.5-8	0.0-0	1/0	14	0/0
Totals	44/28	189	120	69	4.0-10	0.0-0	2/0	24	0/0

DAVIS' CAREER PUNT RETURN STATS

YEAR	G/GS	NO	YDS	AVG	TD	LP/OPPONENT
2013	11/11	14	282	20.1	1	85/Tennessee

DAVIS' GAME-BY-GAME DEFENSIVE STATS

DATE	OPPONENT	TT	UT	AT	PD	INT-YDS
9/4/10	ARKANSAS STATE	2	2	0	0	0-0
9/9/10	at Mississippi State	1	1	0	0	0-0
9/18/10	CLEMSON	1	1	0	0	0-0
9/25/10	SOUTH CAROLINA	0	0	0	0	0-0
10/2/10	LOUISIANA-MONROE	3	2	1	0	0-0
10/9/10	at Kentucky	3	0	3	0	0-0
10/16/10	ARKANSAS	0	0	0	0	0-0
10/23/10	LSU	3	3	0	1	0-0
10/30/10	at Ole Miss	2	2	0	0	0-0
11/6/10	CHATTANOOGA	3	2	1	2	0-0
11/13/10	GEORGIA	0	0	0	0	0-0
11/26/10	at Alabama	0	0	0	0	0-0
12/4/10	South Carolina (SECCG)	1	1	0	0	0-0
1/10/11	Oregon (BCSNCG)	0	0	0	0	0-0

DATE	OPPONENT	TT	UT	AT	PD	INT-YDS
9/3/11	* UTAH STATE	6	3	3	0	0-0
9/10/11	* MISSISSIPPI STATE	7	5	2	1	0-0
9/17/11	* at Clemson	4	4	0	0	0-0
9/24/11	FLORIDA ATLANTIC					DID NOT PLAY
10/1/11	at South Carolina					DID NOT PLAY
10/8/11	* at Arkansas	4	0	4	0	0-0
10/15/11	* FLORIDA	5	5	0	1	0-0
10/22/11	* at LSU	7	1	6	0	0-0
10/29/11	* OLE MISS	6	5	1	1	0-0
11/12/11	* at Georgia	6	2	4	0	0-0
11/19/11	* SAMFORD	3	0	3	0	0-0
11/26/11	* ALABAMA	4	2	2	0	0-0
12/31/11	* Virginia (Chick-fil-A)	8	7	1	1	0-0

DATE	OPPONENT	TT	UT	AT	PD	INT-YDS
9/1/12	* Clemson	4	1	3	1	0-0
9/8/12	* at Mississippi State	4	2	2	0	0-0
9/15/12	* ULM	6	4	2	0	0-0
9/22/12	* LSU	6	3	3	1	0-0
10/6/12	* ARKANSAS	5	2	3	0	0-0
10/13/12	at Ole Miss					DID NOT PLAY
10/20/12	at Vanderbilt	9	6	3	0	0-0
10/27/12	TEXAS A&M					DID NOT PLAY
11/3/12	NEW MEXICO STATE					DID NOT PLAY
11/10/12	GEORGIA					DID NOT PLAY
11/17/12	ALABAMA A&M	5	3	2	1	0-0
11/24/12	* at Alabama	7	4	3	0	0-0

DATE	OPPONENT	TT	UT	AT	PD	INT-YDS
8/31/13	* WASHINGTON STATE	3	1	2	3	0-0
9/7/13	* ARKANSAS STATE	10	7	3	2	0-0
9/14/13	MISSISSIPPI STATE					DID NOT PLAY
9/21/13	at LSU					DID NOT PLAY
10/5/13	* OLE MISS*	6	5	1	0	0-0
10/12/13	* WESTERN CAROLINA	2	1	1	0	0-0
10/19/13	* at Texas A&M*	9	7	2	0	0-0
10/26/13	* FLORIDA ATLANTIC	5	4	1	3	0-0
11/2/13	* at Arkansas*	8	4	4	0	0-0
11/9/13	* at Tennessee*	4	3	1	1	0-0
11/16/13	* GEORGIA*	8	7	1	3	0-0
11/30/13	* ALABAMA*	10	6	4	0	0-0
12/7/13	* vs. Missouri (SECCG)	4	4	0	2	0-0

Player Bios

DAVIS' GAME-BY-GAME PUNT RETURN STATS

DATE	OPPONENT	NO	YDS	AVG	TD	TD Yds	
8/31/13	* WASHINGTON STATE	1	19	19.0	0	--	
9/7/13	* ARKANSAS STATE	1	2	2.0	0	--	
9/14/13	MISSISSIPPI STATE*	DID NOT PLAY					
9/21/13	at LSU*	DID NOT PLAY					
10/5/13	* OLE MISS*	0	0	0	0	--	
10/12/13	* WESTERN CAROLINA	0	0	0	0	--	
10/19/13	* at Texas A&M*	1	10	10.0	0	--	
10/26/13	* FLORIDA ATLANTIC	4	71	17.8	0	--	
11/2/13	* at Arkansas*	1	12	12.0	0	--	
11/9/13	* at Tennessee*	2	127	63.5	1	85	
11/16/13	* GEORGIA*	1	6	6.0	0	--	
11/30/13	* ALABAMA*	1	-1	-1.0	##1	100	
12/7/13	* vs. Missouri	2	36	18.0	0	--	

##Davis returned a missed field goal for a 109 yard touchdown (100 yards officially)



MARCUS #80

DAVIS WR

5-9 • 176 • Fr. • HS

Delray Beach, Fla. (American Heritage Boca-Delray)
Public Administration

2013: True freshman increasing his role in the passing game... 22 receptions, 1 TD for season... 18-yard TD reception from Nick Marshall vs. Arkansas State came on his first collegiate catch... 4 receptions for 38 yards on game-winning drive vs. Mississippi State; 6 total catches vs. the Bulldogs... 2 catches for 21 yards at LSU... 3 catches against Ole Miss... key 27-yard catch on game-winning drive at Texas A&M... team-best 4 catches vs. Florida Atlantic gained 30 yards; also returned 2 punts... 3 catches against Georgia

HIGH SCHOOL: Graduate of American Heritage Boca-Delray High ... team had 12-1 record his junior year and advanced to state semifinals with an 11-1 mark as a senior ... threw for 1,019 yards, 15 touchdowns and two interceptions in 2012 for Coach Stacy Sizemore; he also ran for 846 yards and eight touchdowns ... Florida Class 3A all-state ... Rivals.com ranks him No. 41 nationally ... No. 95 by Scout ... No. 90 DB by 247Sports ... Prep and Sports Florida-Georgia all-star game

PERSONAL: Major at Auburn: Pre-Business ... son of Craig Davis

DAVIS' CAREER RECEIVING STATS

YEAR	G/GS	NO	YDS	AVG	TD	LP/OPPONENT
2013	13/1	22	191	8.7	1	27/Texas A&M

DAVIS' CAREER PUNT RETURN STATS

YEAR	G/GS	NO	YDS	AVG	TD	LP/OPPONENT
2013	13/1	2	2	1.0	0	7/Fla Atlantic

DAVIS' GAME-BY-GAME RECEIVING STATS

DATE	OPPONENT	REC	YDS	AVG	TD	TD REC
8/31/13	WASHINGTON STATE	0	0	0.00	0	--
9/7/13	ARKANSAS STATE	2	23	11.50	1	18
9/14/13	MISSISSIPPI STATE	6	43	7.17	0	--
9/21/13	at LSU	2	21	10.50	0	--
10/5/13	* OLE MISS	3	11	3.67	0	--
10/12/13	WESTERN CAROLINA	1	7	7.00	0	--
10/19/13	at Texas A&M	1	27	27.00	0	--
10/26/13	FLORIDA ATLANTIC	4	30	7.50	0	--
11/2/13	at Arkansas	0	0	0.00	0	--
11/9/13	at Tennessee	0	0	0.00	0	--
11/16/13	GEORGIA	3	29	9.33	0	--
11/30/13	ALABAMA	0	0	0.00	0	--
12/7/13	vs. Missouri (SECCG)	0	0	0.00	0	--



T.J. #28

DAVIS DB

6-1 • 191 • R-Fr. • RS

Tallahassee, Fla. (Godby)

Pre-Electrical Engineering

2013: Redshirt freshman reserve at cornerback... has played in 11 games... solo tackle against Western Carolina.

2012: Did not see varsity action while redshirting ... SEC First-Year Academic Honor Roll

HIGH SCHOOL: Outstanding secondary prospect from Godby High in Tallahassee ... High School Coach: Ronnie Cottrell ... rated the 29th best corner in the country and the 49th-ranked player from the state of Florida by Rivals.com ... ranked 43rd at the cornerback position and 67th in the state of Florida by 247Sports.com ... ranked 14th among corners and 36th from the state of Florida according to ESPN.com ... sixth-ranked cornerback and 78th-ranked overall prospect in the country according to Maxpreps ... 52nd-ranked prospect from the state of Florida according to SuperPrep ... No. 80 on the Orlando Sentinel's Florida Top 100 ... first-team Orlando Sentinel All-Florida as a senior ... four-star prospect according to ESPN ... registered 40 tackles (25 solo), intercepted three passes, returning one for a score, and blocked two punts while also recording two rush attempts for 26 yards and catching one pass for an additional 13 yards as a senior ... intercepted two passes as a junior

PERSONAL: Birthday is September 24 ... son of Thurston Davis, Sr. ... Major: Pre-Electrical Engineering

DAVIS' CAREER DEFENSIVE STATS

YEAR	G/GS	TT	UT	AT	TFL-YDS	OBS-YDS	FF/FR	PD	I/YDS
2013	10/0	4	3	1	0.0-0	0.0-0	0/0	0	0/0

DAVIS' GAME-BY-GAME DEFENSIVE STATS

DATE	OPPONENT	TT	UT	AT	PD	INT-YDS	
8/31/13	WASHINGTON STATE	DID NOT PLAY					
9/7/13	ARKANSAS STATE	2	1	1	0.0-0	0.0-0	
9/14/13	MISSISSIPPI STATE*	DID NOT PLAY					
9/21/13	at LSU*	1	1	0	0.0-0	0.0-0	
10/5/13	OLE MISS*	0	0	0	0.0-0	0.0-0	
10/12/13	WESTERN CAROLINA	1	1	0	0.0-0	0.0-0	
10/19/13	at Texas A&M*	0	0	0	0.0-0	0.0-0	
10/26/13	FLORIDA ATLANTIC	0	0	0	0.0-0	0.0-0	
11/2/13	at Arkansas*	0	0	0	0.0-0	0.0-0	
11/9/13	at Tennessee*	0	0	0	0.0-0	0.0-0	
11/16/13	GEORGIA*	0	0	0	0.0-0	0.0-0	
11/30/13	ALABAMA*	0	0	0	0.0-0	0.0-0	
12/7/13	vs. Missouri (SECCG)	0	0	0	0.0-0	0.0-0	



JAYLON #89

DENSON WR

6-3 • 219 • Jr. • 2L

Hoover, Ala. (Hoover)

Public Administration

2013: Steady receiver who was the most consistent performer there during the preseason... 17-yard catch vs. Arkansas State was a career long... left the LSU game with a left knee injury that required surgery ... Will miss the rest of the season due to injury

2012: Receiver praised for his blocking skills ... 12-yard reception in the Arkansas game ... made first career start versus Vanderbilt

2011: Played in all 13 games, primarily on special teams ... recorded his first special

Player Bios

teams tackle against Ole Miss ... also had one special teams stop in Homecoming win against Samford

HIGH SCHOOL: Named the nation's No. 24 wide receiver, the No. 5 player from the state of Alabama and the No. 205 player nationally by Rivals.com ... ranked No. 63 nationally among wide receivers and the No. 13 player in the state of Alabama by Scout.com ... listed as the nation's No. 85 wide receiver by ESPN.com/Scouts Inc. ... named a PrepStar All-American ... listed as the No. 13 recruit from Alabama by SuperPrep ... ranked 10th on the Mobile Press-Register's Elite 18 and No. 116 in the Mobile Press-Register's Super Southeast 120 ... named to the Orlando Sentinel's All-Southern Team as an honorable mention selection from Alabama ... selected to play in the Alabama-Mississippi All-Star game following his senior season ... 2010 Class 6A All-State first team by the Alabama Sports Writers Association ... caught 63 passes for 1,059 yards and 12 TDs as a senior, including eight passes for 124 yards in the 2010 Class 6A state title game

PERSONAL: Birthday is August 30 ... son of Tarell Denson ... Major: Public Administration

DENSON'S CAREER RECEIVING STATS

YEAR	G/GS	NO	YDS	AVG	TD	LP/OPPONENT
2012	12/2	1	12	12.0	0	12/Arkansas
2013	4/4	3	45	15.0	0	17/Ark. St., Miss St
Totals	16/6	4	57	14.3	0	17/Ark St, Miss St

DENSON'S GAME-BY-GAME RECEIVING STATS

DATE	OPPONENT	REC	YDS	AVG	TD	TD REC
9/1/12	Clemson	0	0	0.0	0	--
9/8/12	at Mississippi State	0	0	0.0	0	--
9/15/12	ULM	0	0	0.0	0	--
9/22/12	LSU	0	0	0.0	0	--
10/6/12	ARKANSAS	1	12	12.0	0	--
10/13/12	at Ole Miss	0	0	0.0	0	--
10/20/12	* at Vanderbilt	0	0	0.0	0	--
10/27/12	TEXAS A&M	0	0	0.0	0	--
11/3/12	* NEW MEXICO STATE	0	0	0.0	0	--
11/10/12	GEORGIA	0	0	0.0	0	--
11/17/12	ALABAMA A&M	0	0	0.0	0	--
11/24/12	at Alabama	0	0	0.0	0	--

DATE	OPPONENT	REC	YDS	AVG	TD	TD REC
8/31/13	* WASHINGTON STATE	1	11	11.00	0	--
9/7/13	* ARKANSAS STATE	1	17	17.00	0	--
9/14/13	* MISSISSIPPI STATE	1	17	17.00	0	--
9/21/13	* at LSU	0	0	0.00	0	--
10/5/13	OLE MISS			DID NOT PLAY		
10/12/13	WESTERN CAROLINA			DID NOT PLAY		
10/19/13	at Texas A&M			DID NOT PLAY		
10/26/13	FLORIDA ATLANTIC			DID NOT PLAY		
11/2/13	at Arkansas			DID NOT PLAY		
11/9/13	at Tennessee			DID NOT PLAY		
11/16/13	GEORGIA			DID NOT PLAY		
11/30/13	ALABAMA			DID NOT PLAY		
12/7/13	vs. Missouri (SECCG)			DID NOT PLAY		



JORDAN #76

DIAMOND OL

6-6 • 315 • R-Fr. • RS

Chicago, Ill. (Simeon)

Pre-Business

2013: Backup at right offensive guard behind Chad Slade... has seen action in four games

2012: Did not see varsity action while redshirting

HIGH SCHOOL: Talented offensive lineman from Chicago's Simeon Academy ... High School Coach: Dante Culbreath ... rated the 28th-best offensive tackle nationally and ranked seventh overall from the state of Illinois by Rivals.com ... ranked eighth at the offensive tackle position nationally, 47th overall nationally and top-ranked player from the state of Illinois on Scout.com ... fifth-ranked offensive tackle, second-ranked player from the state of Illinois and 71st-ranked player na-

tionally according to 247Sports.com ... No. 10 offensive tackle, top-ranked player from the state of Illinois and 94th-ranked player nationally according to ESPN.com ... ranked 68th overall nationally and ninth nationally among offensive tackles by MaxPreps.com ... Sports Illustrated honorable mention All-America ... five-star prospect according to Scout and a four-star player according to ESPN, Rivals and 247Sports.com ... 2012 Parade All-America team selection ... played in the Semper Fidelis All-American Bowl in Phoenix

PERSONAL: Birthday is July 15 ... son of Angela Diamond and Derrick Diamond ... Major: Pre-Business



REESE #50

DISMUKES C

6-3 • 297 • Jr. • 2L

Spanish Fort, Ala. (Spanish Fort)

Public Administration

2013: Third-year starter at center... Rimington Trophy finalist... Sporting News third team All-American ... first team All-SEC center... 36 career starts... 116 knockdowns and graded more than 90% for season... SEC offensive lineman of the week (Georgia)... preseason second team all-SEC (SEC coaches, SEC media), fourth team (Phil Steele)... Phil Steele midseason 3rd team all-SEC... game captain every game ... Second team preseason all-SEC (SEC coaches, SEC media) ... fourth team preseason all-SEC (Phil Steele)... Rimington Trophy preseason watch list


2012: Second-year starting center ... 23 career starts ... missed the Clemson game ... returned to starting lineup at Mississippi State ... injury kept him out of Ole Miss game ... Rimington Trophy watch list ... preseason All-SEC 2nd team (SEC media, Birmingham News)

2011: SEC Coaches' All-Freshman Team ... CBS Sports Freshman All-American ... started all 13 games at center ... first true freshman to start at center for Auburn since Ryan Pugh in 2007... one of two Auburn offensive players to start every game and the only to start all 13 at the same position ... part of an offensive line that paved the way Auburn ground game to finish fourth in SEC in rushing ... also helped lead the way for running back Michael Dyer to rush for the second-highest total in the SEC ... started at center in his first collegiate game against Utah State

HIGH SCHOOL: Listed as the nation's top center by ESPN.com/Scouts Inc. and the No. 54 player overall on the ESPNU 150 ... rated as the No. 1 center in the nation, the No. 1 recruit from Alabama and the No. 53 player overall nationally by 247Sports ... ranked No. 3 nationally among centers and the No. 5 player in the state of Alabama by Scout.com ... named the nation's No. 4 center, the No. 7 player from the state of Alabama and the No. 236 player nationally by Rivals.com ... named a SuperPrep All-American, and the nation's No. 12 offensive lineman and the No. 3 recruit from Alabama by SuperPrep ... PrepStar All-American ... played in the 2011 Under Armour All-America game ... Parade All-America team ... voted to the Super 12 team and the 2010 5A Lineman of the Year by the Alabama Sports Writers Association ... runner-up in Alabama Mr. Football voting ... Mobile Press-Register's Class 4A-6A Offensive Player of the Year ... ranked second on the Mobile Press-Register's Elite 18 and No. 28 in the Press-Register's Super Southeast 120 ... No. 1 on the Birmingham News' list of the Alabama Super Seniors ... Orlando Sentinel's All-Southern Team as a first-team selection from Alabama ... led his team to the Class 5A state title as a senior ... as a junior, graded at 92 percent on his blocking with 34 pancake blocks ... became a starter as a sophomore, and did not allow a quarterback sack during his sophomore or junior seasons ... served as a team captain during his junior and senior seasons

PERSONAL: Birthday is October 20 ... son of Kim and Ed Dismukes ... Major: Public Administration

Player Bios



BEN #17
DURAND QB
 6-3 • 200 • So. • SQ
 Tyngsborough, Mass. (Tyngsborough)
 Radio, TV & Film

2013: Has not seen playing time
HIGH SCHOOL: Coach: Michael Woodlock ... a 12-season athlete at Tyngsborough High ... played four years of football, starting three seasons ... team captain and Coaches' Award recipient as a senior ... played four years of basketball and three years of baseball ... Dual County League all-star in baseball ... also lettered in tennis as a senior ... active in theatre productions
PERSONAL: Birthday is December 1 ... son of Kristine and Chris Gollihur and Paul and Coleen Durand ... has three siblings: Zachary, Stella and Spencer ... father Paul played college baseball at UMass-Lowell ... Major: Radio, Television and Film ... member of Delta Chi fraternity ... involved with AU Cappella, Eagle Eye TV and Zeta's Big Man On Campus at Auburn



ADAM #38
DYAS DB
 5-9 • 212 • Jr. • SQ
 Mobile, Ala. (St. Paul's)
 Biomedical Sciences

2013: Saw first action of his career in win over Western Carolina.
2012: Did not see varsity action for Auburn ... SEC Honor Roll for academics
HIGH SCHOOL: High School Coach: Jimmy Perry ... team captain and all-region ... team won 5A state title his sophomore season ... also a track letterman ... National Honor Society vice-president and Key Club vice-president ... received Service award, English award and Radcliff scholarship
PERSONAL: Birthday is January 13 ... son of Chris and Jackie Dyas ... has three siblings: Chad, Aaron and Ashley ... cousins Ed Dyas and Bob Fleming both played football for Auburn ... Major: Biomedical Sciences ... member of Phi Kappa Phi Honor Society, National Society of Collegiate Scholars, Golden Key Honorary, Alpha Epsilon Delta pre-med honor society and Sigma Alpha Epsilon fraternity at Auburn



LUKE #58
EBBESMEYER DB
 6-6 • 206 • Fr. • HS
 Orlando, Fla. (The First Academy)
 Fitness, Conditioning & Performance

2013: Has not seen playing time
HIGH SCHOOL: Played for Coach Leroy Kinard at The First Academy ... Central Florida Top Ten Play for 2012 ... also a basketball letterman ... member of National Honor Society and National Spanish Honor Society
PERSONAL: Major at Auburn: Fitness, Conditioning and Performance ... birthday is October 17 ... son of John and Lynn Ebbesmeyer ... has one sister, Grace



NOSA #94
EGUAE DE
 6-3 • 269 • Sr. • 3L
 Mansfield, Texas (Summit)
 Communications

2013: Returning starter on defensive line... moved from defensive end to defensive tackle before the Ole Miss game... 20 tackles for season... 41 career starts, most on Auburn roster... TFL against Western Carolina... pair of tackles and a TFL at Texas A&M... 5 tackles in win over Georgia... blocked Alabama fourth-quarter field goal attempt... Senior Bowl watch list... May, 2013, graduate in communication... Allstate AFCA Good Works Team nominee

2012: Part of the veteran rotation at defensive end ... 31 career starts ... three tackles in ULM victory ... pair of stops versus Arkansas ... TFL and two tackles at Vanderbilt ... sack vs. Texas A&M ... four tackles against Georgia ... five stops at Alabama ... preseason All-SEC 3rd team (SEC media) ... served as game captain for Vanderbilt, Texas A&M... did not participate in 2012 spring drills while recovering from injury

2011: Started all 13 games ... finished season with 38 tackles, second-most among AU defensive linemen ... registered six tackles for loss (-15), good for fourth on team ... second on squad with 12 quarterback pressures ... also recovered one fumble ... started the season opener against Utah State and totaled three tackles ... added 1.5 tackles for loss and a QB hurry ... career high nine tackles against Mississippi State ... recorded five tackles against Clemson, with one TFL ... 17 tackles, 3 TFLs in first three games of season ... two tackles, including a TFL in win over South Carolina ... three tackles at Arkansas ... totaled two tackles with one TFL against Florida ... also credited with one deflection and four QB hurries against the Gators ... posted two tackles and a fumble recovery against Ole Miss ... two tackles at Georgia ... five tackles and three QB hurries against Samford ... four tackles and one TFL against Alabama

2010: Appeared in 14 games with 11 starts ... totaled 22 tackles with 7.5 TFL and 3.5 sacks ... in season opener vs. Arkansas State, totaled two tackles with half a TFL ... played in SEC opener at Mississippi State but did not register a tackle ... had one solo tackle and one QB hurry vs. Clemson ... against South Carolina, earned first career start and registered five tackles, three solo, with 1.5 TFL (-4 yards) and first career sack (-2 yards) ... against ULM, started and totaled one assisted tackle in limited snaps ... started and recorded one assisted tackle vs. Kentucky ... against Arkansas, started and totaled one solo tackle ... had one tackle and a QB hurry vs. LSU ... two sacks for -14 yards against Georgia ... started vs. Alabama and had a pair of QB hurries ... part of AU defense that held Alabama to 67 yards total offense in the second half ... in SEC Championship Game vs. South Carolina, set career best with 2.5 TFL (-8 yards) to go with four total tackles, a sack (-6) and one QB hurry ... against Oregon in BCS National Championship Game, registered four tackles, all solo, with a TFL (-2 yards)

2009: Redshirted for the Outback Bowl champions
HIGH SCHOOL: High School Coach: Kyle Geller ... as a senior, had 67 tackles, including 14.5 for loss and six sacks, recovered three fumbles and forced two fumbles ... as a junior, collected 76 tackles, including 18 tackles for loss and seven sacks, and intercepted a pass ... named to the All-District 4-5A Second Team as a senior ... PrepStar All-American ... ranked 17th among strongside defensive ends and 60th on the Texas Postseason Top 100 by Rivals.com ... listed as the nation's No. 65 defensive end by ESPN.com/Scouts, Inc. ... listed as the No. 76 prospect from Texas by SuperPrep ... named the No. 26 local prospect by the Dallas Morning News
PERSONAL: Birthday is August 15 ... son of Sam Eguae ... received bachelor's degree in Communications in May, 2013 ... working toward a second major in Physical Activity and Health

EGUAE'S CAREER DEFENSIVE STATS

YEAR	G/GS	TT	UT	AT	TFL-YDS	OBS-YDS	FF/FR	PD	I/YDS	QBH
2010	14/11	22	14	8	7.5-28	3.5-22	0/0	0	0/0	5
2011	13/13	38	23	15	6.0-15	0.0-0	0/1	1	0/0	12
2012	12/7	23	14	9	2.0-3	1.0-2	0/0	0	0/0	2
2013	13/11	20	12	8	4.5-9	1.0-4	0/0	0	0/0	6
Totals	52/42	103	63	40	20.0-55	5.5-28	0/1	1	0/0	25

Player Bios

EGUAE'S GAME-BY-GAME DEFENSIVE STATS

DATE	OPPONENT	TT	UT	AT	TFL-YDS	QBS-YDS
9/4/10	ARKANSAS STATE	2	1	1	0.5-0	0.0-0
9/9/10	at Mississippi State	0	0	0	0.5-0	0.5-0
9/18/10	CLEMSON	1	1	0	0.0-0	0.0-0
9/25/10	* SOUTH CAROLINA	5	3	2	1.5-4	0.5-2
10/2/10	* LOUISIANA-MONROE	1	0	1	0.0-0	0.0-0
10/9/10	* at Kentucky	1	0	1	0.0-0	0.0-0
10/16/10	* ARKANSAS	1	1	0	0.0-0	0.0-0
10/23/10	* LSU	1	0	1	0.0-0	0.0-0
10/30/10	* at Ole Miss	0	0	0	0.0-0	0.0-0
11/6/10	* CHATTANOOGA	0	0	0	0.0-0	0.0-0
11/13/10	* GEORGIA	2	2	0	2.0-14	2.0-14
11/26/10	* at Alabama	0	0	0	0.0-0	0.0-0
12/4/10	* South Carolina (SECCG)	4	2	2	2.5-8	1.0-6
1/10/11	* Oregon (BCSNCG)	4	4	0	1.0-2	0.0-0

DATE	OPPONENT	TT	UT	AT	TFL-YDS	QBS-YDS
9/3/11	* UTAH STATE	3	0	3	1.5-1	0.0-0
9/10/11	* MISSISSIPPI STATE	9	6	3	0.5-2	0.0-0
9/17/11	* at Clemson	5	5	0	1.0-1	0.0-0
9/24/11	* FLORIDA ATLANTIC	0	0	0	0.0-0	0.0-0
10/1/11	* at South Carolina	2	2	0	1.0-2	0.0-0
10/8/11	* at Arkansas	3	1	2	0.0-0	0.0-0
10/15/11	* FLORIDA	2	2	0	1.0-8	0.0-0
10/22/11	* at LSU	1	0	1	0.0-0	0.0-0
10/29/11	* OLE MISS	2	0	2	0.0-0	0.0-0
11/12/11	* at Georgia	2	0	2	0.0-0	0.0-0
11/19/11	* SAMFORD	5	5	0	0.0-0	0.0-0
11/26/11	* ALABAMA	4	2	2	1.0-1	0.0-0
12/31/11	* Virginia (Chick-fil-A)	0	0	0	0.0-0	0.0-0

DATE	OPPONENT	TT	UT	AT	TFL-YDS	QBS-YDS
9/1/12	Clemson	0	0	0	0.0-0	0.0-0
9/8/12	at Mississippi State	2	1	1	0.0-0	0.0-0
9/15/12	ULM	3	2	1	0.0-0	0.0-0
9/22/12	LSU	0	0	0	0.0-0	0.0-0
10/6/12	ARKANSAS	2	2	0	0.0-0	0.0-0
10/13/12	* at Ole Miss	1	0	1	0.0-0	0.0-0
10/20/12	* at Vanderbilt	2	1	1	1.0-1	0.0-0
10/27/12	* TEXAS A&M	1	1	0	1.0-2	1.0-2
11/3/12	* NEW MEXICO STATE	1	0	1	0.0-0	0.0-0
11/10/12	* GEORGIA	4	2	2	0.0-0	0.0-0
11/17/12	* ALABAMA A&M	1	1	0	0.0-0	0.0-0
11/24/12	* at Alabama	5	3	2	0.0-0	0.0-0

DATE	OPPONENT	TT	UT	AT	TFL-YDS	QBS-YDS
8/31/13	WASHINGTON STATE	1	1	0	0.0-0	0.0-0
9/7/13	* ARKANSAS STATE	1	1	0	0.0-0	0.0-0
9/14/13	* MISSISSIPPI STATE*	0	0	0	0.0-0	0.0-0
9/21/13	at LSU*	2	0	2	0.0-0	0.0-0
10/5/13	* OLE MISS*	3	2	1	1.5-1	0.0-0
10/12/13	* WESTERN CAROLINA	1	1	0	1.0-1	0.0-0
10/19/13	* at Texas A&M*	2	1	1	1.0-3	0.0-0
10/26/13	* FLORIDA ATLANTIC	0	0	0	0.0-0	0.0-0
11/2/13	* at Arkansas*	1	0	1	0.0-0	0.0-0
11/9/13	* at Tennessee*	1	1	0	0.0-0	0.0-0
11/16/13	* GEORGIA*	5	4	1	0.0-0	0.0-0
11/30/13	* ALABAMA*	2	0	2	0.0-0	0.0-0
12/7/13	* vs. Missouri (SECCG)	1	1	0	1.0-4	1.0-4



TUNDE #65
FARIYIKE OL
 6-2 • 305 • Jr. • 2L
 Thomaston, Ga. (Upson-Lee)
 Biomedical Sciences

2013: Backup at center behind Reese Dismukes... has seen action in every game... also played at guard against Texas A&M and Florida Atlantic


2012: Backup center ... made first career start in season opener vs. Clemson after Dismukes suspension early in game week ... starter at Ole Miss replacing injured Dismukes ... SEC Honor Roll

2011: SEC Academic Honor Roll ... saw action in all 13 games on special teams

2010: Did not see varsity action during the National Championship season

HIGH SCHOOL: High School Coach: Tommy Watson ... named to the 2009 Region 1-AAAA Coaches' All-Region First Team, after earning second-team honors as a junior ... named to the 2009 All-Middle Georgia Third Team at offensive line ... two-year starter on the offensive line ... received award for best grade-point average on football team all three years that he played football

PERSONAL: Birthday is October 3 ... son of Dr. Barbatunde and Fola Fariyike ... Major: Biomedical Sciences ... planning on a pre-med major and wants to become a doctor



TRENT #31
FISHER DB
 6-1 • 200 • Jr. • 2L
 Nashville, Tenn. (Christian Presbyterian)
 Communication

2013: Veteran who provides depth at safety... a starter on three special teams units... pair of solo tackles against Western Carolina... pair of tackles at Texas A&M... 2 solo stops in Tennessee win... Burlsworth Trophy nominee... Capital One CoSIDA academic all-district

2012: Backup safety ... started the ULM game, making a pair of tackles ... five tackles vs. Texas A&M ... three tackles against Georgia ... 60-yard interception return for touchdown as starter against Alabama A&M (seventh longest INT TD in Auburn history) ... former walk-on who was placed on scholarship during preseason camp ... SEC Honor Roll

2011: SEC Academic Honor Roll ... saw playing time on special teams during the first eight games of the season before suffering injury at LSU

2010: Did not play while redshirting for the National Champions

HIGH SCHOOL: High School Coach: Jay Matthews ... three-year starter ... recorded 120 tackles with two interceptions as a senior ... also had seven receptions with one touchdown during senior season

PERSONAL: Birthday is June 19 ... son of Jeff and Julie Fisher ... father Jeff is an NFL head coach with the St. Louis Rams and previously coached the Tennessee Titans ... Major: Communication

FISHER'S CAREER DEFENSIVE STATS

YEAR	G/GS	TT	UT	AT	TFL-YDS	QBS-YDS	FF/FR	PD	I/YDS
2011	1/0	2	0	2	0.5-1	0.0-0	0/0	0	0/0
2012	12/2	16	11	5	0.0-0	0.0-0	0/0	0	1/60
2013	13/0	9	7	2	0.0-0	0.0-0	0/0	0	0/0
Totals	26/2	27	18	9	0.5-1	0.0-0	0/0	0	1/60

Player Bios

FISHER'S GAME-BY-GAME DEFENSIVE STATS

DATE	OPPONENT	TT	UT	AT	TFL-YDS	INT-YDS
9/3/11	UTAH STATE	2	0	2	0.5-1	0-0
9/10/11	MISSISSIPPI STATE	0	0	0	0.0-0	0-0
9/17/11	at Clemson				DID NOT PLAY	
9/24/11	FLORIDA ATLANTIC				DID NOT PLAY	
10/1/11	at South Carolina				DID NOT PLAY	
10/8/11	at Arkansas				DID NOT PLAY	
10/15/11	FLORIDA				DID NOT PLAY	
10/22/11	at LSU				DID NOT PLAY	
10/29/11	OLE MISS				DID NOT PLAY	
11/12/11	at Georgia				DID NOT PLAY	
11/19/11	SAMFORD				DID NOT PLAY	
11/26/11	ALABAMA				DID NOT PLAY	
12/31/11	Virginia (Chick-fil-A)				DID NOT PLAY	

DATE	OPPONENT	TT	UT	AT	TFL-YDS	INT-YDS
9/1/12	Clemson	1	0	1	0	0-0
9/8/12	at Mississippi State	0	0	0	0	0-0
9/15/12	* ULM	2	1	1	0	0-0
9/22/12	LSU	1	1	0	0	0-0
10/6/12	ARKANSAS	0	0	0	0	0-0
10/13/12	at Ole Miss	0	0	0	0	0-0
10/20/12	at Vanderbilt	0	0	0	0	0-0
10/27/12	TEXAS A&M	5	4	1	0	0-0
11/3/12	NEW MEXICO STATE	0	0	0	0	0-0
11/10/12	GEORGIA	3	2	1	0	0-0
11/17/12	* ALABAMA A&M	4	3	1	0	1-60
11/24/12	at Alabama	0	0	0	0	0-0

DATE	OPPONENT	TT	UT	AT	TFL-YDS	INT-YDS
8/31/13	WASHINGTON STATE	2	2	0	0	0-0
9/7/13	ARKANSAS STATE	1	1	0	0	0-0
9/14/13	MISSISSIPPI STATE*	0	0	0	0	0-0
9/21/13	at LSU*	0	0	0	0	0-0
10/5/13	OLE MISS*	0	0	0	0	0-0
10/12/13	WESTERN CAROLINA	2	2	0	0	0-0
10/19/13	at Texas A&M*	2	0	2	0	0-0
10/26/13	FLORIDA ATLANTIC	0	0	0	0	0-0
11/2/13	at Arkansas*	0	0	0	0	0-0
11/9/13	at Tennessee*	2	2	0	0	0-0
11/16/13	GEORGIA*	0	0	0	0	0-0
11/30/13	ALABAMA*	0	0	0	0	0-0
12/7/13	vs. Missouri (SECCG)	0	0	0	0	0-0



KENNY

#33

FLOWERS

LB

6-1 • 240 • So. • JC

Lilburn, Ga. (Hutchinson CC)

Public Administration

2013: Saw action in 12 games ... Has recorded four tackles on the season

JUNIOR COLLEGE/HIGH SCHOOL: Highly sought linebacker from the junior college ranks ... contributed 95 tackles, 6.5 TFL, 4 PBU for Coach Rion Rhoades as a redshirt freshman in 2012 after helping Hutchinson to a 9-3 record and a No. 12 national ranking ... rated No. 2 junior college ILB by 247Sports ... Georgia all-state at Parkview High for Coach Cecil Flowe

PERSONAL: Major at Auburn: Public Administration ... son of Onethia Flowers and Kenny Flowers Sr. ... father played at Clemson and in the NFL with the Atlanta Falcons

FLOWERS' CAREER DEFENSIVE STATS

YEAR	G/GS	TT	UT	AT	TFL-YDS	OBS-YDS	FF/FR	PD	I/YDS
2013	12/0	4	1	3	0.0-0	0.0-0	0/0	0	0/0

FLOWERS' GAME-BY-GAME DEFENSIVE STATS

DATE	OPPONENT	TT	UT	AT	TFL-YDS	OBS-YDS
8/31/13	WASHINGTON STATE					DID NOT PLAY
9/7/13	ARKANSAS STATE	0	0	0	0.0-0	0.0-0
9/14/13	MISSISSIPPI STATE*	0	0	0	0.0-0	0.0-0
9/21/13	at LSU*	0	0	0	0.0-0	0.0-0
10/5/13	OLE MISS*	0	0	0	0.0-0	0.0-0
10/12/13	WESTERN CAROLINA	0	0	0	0.0-0	0.0-0
10/19/13	at Texas A&M*	0	0	0	0.0-0	0.0-0
10/26/13	FLORIDA ATLANTIC	1	0	1	0.0-0	0.0-0
11/2/13	at Arkansas*	0	0	0	0.0-0	0.0-0
11/9/13	at Tennessee*	1	1	0	0.0-0	0.0-0
11/16/13	GEORGIA	0	0	0	0.0-0	0.0-0
11/30/13	ALABAMA*	2	2	0	0.0-0	0.0-0
12/7/13	vs. Missouri (SECCG)	0	0	0	0.0-0	0.0-0

Player Bios



DEE **#30**
FORD **DE**
 6-2 • 240 • Sr. • 3L
 Odenville, Ala. (St. Clair County)
 Public Administration

2013: Returning starter at defensive end... first team All-SEC... 26 tackles, 12.5 TFL, 8.5 sacks for season... second in SEC in sacks per game (0.8)... Ted Hendricks Award list... missed first two games after suffering a left knee sprain in preseason camp... first action vs. Mississippi State, where he had 6 second-half tackles, 3 on the Bulldogs' final drive before AU scored... 2 sacks (-13), 3 TFL against Ole Miss... 12-yard sack vs. Western Carolina... two sacks on the final drive of the Texas A&M game, including a fourth-down stop of Johnny Manziel (-22)... sack and forced a fumble vs. Florida Atlantic... sack, 2 TFL at Arkansas... 2 tackles, TFL at Tennessee... forced a Georgia fumble and had a 5-yard sack and 6 QB hurries against the Bulldogs, including the pressure on the game's final play... sack, 3 tackles in SEC championship game... Senior Bowl invite... Bednarik Award watch list... preseason All-SEC (SEC Media second team, SEC Coaches third team, Athlon fourth team)... Phil Steele midseason 3rd team All-SEC... game captain: LSU ... December, 2013, graduate in public administration ... Second team preseason All-SEC (SEC Coaches, SEC Media) ... fourth team preseason All-SEC (Athlon) ... Bednarik Award preseason watch list ... represented the Tigers at SEC Media Days

2012: Starter at defensive end ... eight career starts ... two sacks of Clemson's Tajh Boyd for -14 yards; those two sacks and his seven tackles overall were both career bests ... four tackles, a sack, PBU and two QB hurries in win over ULM ... six tackles and a pair of hurries vs. LSU ... injury kept him out of Ole Miss game ... saw limited action at Vanderbilt ... pair of stops vs. Texas A&M ... three tackles and a sack vs. New Mexico State ... six solo tackles and a 10-yard sack in the Georgia game ... two sacks and forced an Alabama A&M fumble ... three tackles at Alabama... voted the defensive MVP of the A-Day spring scrimmage with four tackles, two TFL and a sack

2011: Played in three games before being sidelined for remainder of season with back injury ... had seven tackles with 2.0 tackles for loss (-4) and one sack (-3) ... also had four QB pressures, fourth most on team ... posted three tackles and a sack against Utah State in the season opener ... also credited with a pair of quarterback hurries ... had three tackles, a TFL and two QB hurries against Mississippi State ... one tackle at Clemson

2010: Appeared in 13 games with one start and totaled 11 tackles, two sacks ... saw playing time in season opener vs. Arkansas State but did not record a tackle ... against ULM, earned first career start and equaled career-high with four tackles, three solo ... also had two QB hurries ... recorded one assisted tackle vs. Kentucky ... had one tackle vs. Ole Miss ... against UTC, totaled three tackles, all solo, with one sack (-5) and a pair of QB hurries ... only tackle vs. Georgia was a solo sack (-11) ... had one tackle in the win over South Carolina in SEC Championship Game ... played but did not have a tackle vs. Oregon in the BCS National Championship Game

2009: Appeared in 13 games ... totaled 12 tackles ... in first collegiate game, recorded one tackle with two QBH ... had one tackle, solo, and one QB hurry in limited snaps vs. Mississippi State ... had one QB hurry vs. West Virginia ... against Ball State, had season highs with four tackles with one sack (minus 10 yards) and half a TFL (minus 1 yard) with one QB hurry ... registered two tackles against Arkansas ... matched season-high with four tackles vs. Furman, a FL (-6 yards) and a pair of QB hurries ... also recorded first career INT, picking off a deflected pass vs. the Paladins ... played but did not register a tackle vs. Northwestern in Outback Bowl

HIGH SCHOOL: High School Coach: Charlie Boren ... as a senior, had 90 tackles (40 solo, 50 assists), including 38 tackles for loss and 18 sacks, intercepted a pass and broke up three ... selected 2008 Star of Alabama for his game against Hokes Bluff with 12 tackles including five sacks for a loss of 40 yards, and an interception ... as a junior, had 87 total tackles with 36 solo, 16 tackles for a loss and 12 sacks ... Class 4A All-State team by the Alabama Sports Writers Association as a senior ... ranked as the nation's No. 26 defensive end by Scout.com ... listed as the nation's No. 35 defensive end by ESPN.com/Scouts, Inc. ... listed as the No. 7 player from Alabama by SuperPrep ... ranked 62nd among outside linebackers and 27th on the Alabama Postseason Top 40 by Rivals.com

PERSONAL: Birthday is March 19 ... son of James and Debbie Ford ... Major: Public Administration

FORD'S CAREER DEFENSIVE STATS

YEAR	G/GS	TT	UT	AT	TFL-YDS	OBS-YDS	FF/FR	PD	I/YDS
2009	13/0	12	5	7	2.5-17	1.0-10	0/0	1	1/3
2010	13/1	10	7	3	2.0-16	2.0-16	0/0	0	0/0
2011	3/0	7	6	1	2.0-4	1.0-3	0/0	0	0/0
2012	11/7	34	23	11	6.5-39	6.0-38	1/0	1	0/0
2013	11/10	26	16	10	12.5-86	8.5-81	2/0	1	0/0
Totals	51/18	67	34	33	25.5-162	18.5-148	3/0	3	1/3

FORD'S GAME-BY-GAME DEFENSIVE STATS

DATE	OPPONENT	TT	UT	AT	TFL-YDS	OBS-YDS
9/5/09	LOUISIANA TECH	1	0	1	0.0-0	0.0-0
9/12/09	MISSISSIPPI STATE	1	1	0	0.0-0	0.0-0
9/19/09	WEST VIRGINIA	0	0	0	0.0-0	0.0-0
9/26/09	BALL STATE	4	1	3	1.5-11	1.0-10
10/3/09	at Tennessee	0	0	0	0.0-0	0.0-0
10/10/09	at Arkansas	2	0	2	0.0-0	0.0-0
10/17/09	KENTUCKY	0	0	0	0.0-0	0.0-0
10/24/09	at LSU	0	0	0	0.0-0	0.0-0
10/31/09	OLE MISS	0	0	0	0.0-0	0.0-0
11/7/09	FURMAN	4	3	1	1.0-6	0.0-0
11/14/09	at Georgia	0	0	0	0.0-0	0.0-0
11/27/09	ALABAMA	0	0	0	0.0-0	0.0-0
1/1/10	Northwestern (Outback)	0	0	0	0.0-0	0.0-0

DATE	OPPONENT	TT	UT	AT	TFL-YDS	OBS-YDS
9/4/10	ARKANSAS STATE	0	0	0	0.0-0	0.0-0
9/9/10	at Mississippi State	0	0	0	0.0-0	0.0-0
9/18/10	CLEMSON				DID NOT PLAY	
9/25/10	SOUTH CAROLINA	0	0	0	0.0-0	0.0-0
10/2/10	* LOUISIANA-MONROE	4	3	1	0.0-0	0.0-0
10/9/10	at Kentucky	1	0	1	0.0-0	0.0-0
10/16/10	ARKANSAS	0	0	0	0.0-0	0.0-0
10/23/10	LSU	0	0	0	0.0-0	0.0-0
10/30/10	at Ole Miss	1	0	1	0.0-0	0.0-0
11/6/10	CHATTANOOGA	3	3	0	1.0-5	1.0-5
11/13/10	GEORGIA	1	1	0	1.0-11	1.0-11
11/26/10	at Alabama	0	0	0	0.0-0	0.0-0
12/4/10	South Carolina (SECCG)	1	0	1	0.0-0	0.0-0
1/10/11	Oregon (BCSNCG)	0	0	0	0.0-0	0.0-0

DATE	OPPONENT	TT	UT	AT	TFL-YDS	OBS-YDS
9/3/11	UTAH STATE	3	3	0	1.0-3	1.0-3
9/10/11	MISSISSIPPI STATE	3	2	1	1.0-1	0.0-0
9/17/11	at Clemson	1	1	0	0.0-0	0.0-0
9/24/11	FLORIDA ATLANTIC				DID NOT PLAY	
10/1/11	at South Carolina				DID NOT PLAY	
10/8/11	at Arkansas				DID NOT PLAY	
10/15/11	FLORIDA				DID NOT PLAY	
10/22/11	at LSU				DID NOT PLAY	
10/29/11	OLE MISS				DID NOT PLAY	
11/12/11	at Georgia				DID NOT PLAY	
11/19/11	SAMFORD				DID NOT PLAY	
11/26/11	ALABAMA				DID NOT PLAY	
12/31/11	Virginia (Chick-fil-A)				DID NOT PLAY	

DATE	OPPONENT	TT	UT	AT	TFL-YDS	OBS-YDS
9/1/12	* Clemson	7	4	3	2.0-14	2.0-14
9/8/12	* at Mississippi State	2	1	1	0.5-1	0.0-0
9/15/12	* ULM	4	3	1	1.0-8	1.0-8
9/22/12	* LSU	6	2	4	0.0-0	0.0-0
10/6/12	* ARKANSAS	1	1	0	0.0-0	0.0-0
10/13/12	at Ole Miss				DID NOT PLAY	
10/20/12	at Vanderbilt	0	0	0	0.0-0	0.0-0
10/27/12	TEXAS A&M	2	2	0	0.0-0	0.0-0
11/3/12	NEW MEXICO STATE	3	2	1	1.0-3	1.0-3
11/10/12	* GEORGIA	6	6	0	1.0-10	1.0-10
11/17/12	* ALABAMA A&M	2	2	0	2.0-11	2.0-11
11/24/12	at Alabama	3	1	2	0.0-0	0.0-0

DATE	OPPONENT	TT	UT	AT	TFL-YDS	OBS-YDS
8/13/13	WASHINGTON STATE				DID NOT PLAY	
9/7/13	ARKANSAS STATE				DID NOT PLAY	
9/14/13	MISSISSIPPI STATE*	6	3	3	0.0-0	0.0-0
9/21/13	* at LSU*	1	0	1	0.5-1	0.0-0
10/5/13	* OLE MISS*	3	3	0	3.0-14	2.0-13
10/12/13	* WESTERN CAROLINA	2	1	1	1.0-12	1.0-12
10/19/13	* at Texas A&M*	2	2	0	2.0-30	2.0-30
10/26/13	* FLORIDA ATLANTIC	3	2	1	1.0-6	1.0-6
11/2/13	* at Arkansas*	2	2	0	2.0-14	1.0-12
11/9/13	* at Tennessee*	2	2	0	1.0-1	0.0-0
11/16/13	* GEORGIA*	1	1	0	1.0-5	1.0-5
11/30/13	* ALABAMA*	1	0	1	0.5-0	0.0-0
12/7/13	* vs. Missouri (SECCG)	3	0	3	0.5-3	0.5-3

Player Bios



JOHNATHAN #23
FORD DB
 6-0 • 186 • Fr. • HS
 Big Cove, Ala. (New Hope)
 Pre-Business

2013: Played in all 13 games ... Moved from running back to cornerback during fall camp ... Has five tackles on the season ... registered a PBU against Florida Atlantic ... Also saw action at running back in two games .. Rushed two times for 45 yards, including a 38-yard touchdown, against Western Carolina ... Also carried four times for 28 yards in win over Florida Atlantic

HIGH SCHOOL: Capable in-state contributor at running back from New Hope High ... gained 1,669 yards, 27 touchdowns as a senior for Coach Randall Taylor ... Alabama-Mississippi All-Star Game ... Class 3A first team all-state ... ranked No. 35 by Scout ... Rivals ranks him top running back prospect in Alabama ... PrepStar all-Southeast

PERSONAL: Major at Auburn: Pre-Business ... son of Hernandez and Terrie Ford

FORD'S CAREER DEFENSIVE STATS

YEAR	G/GS	TT	UT	AT	TFL-YDS	QBS-YDS	FF/FR	PD	IYDS
2013	13/0	5	2	3	0.0-0	0.0-0	0/0	1	0/0

FORD'S CAREER RUSHING STATS

YEAR	G/GS	NO	YDS	AVG	TD	LP/OPPONENT
2013	13/0	6	78	12.2	1	38/Western Carolina

FORD'S GAME-BY-GAME RUSHING STATS

DATE	OPPONENT	ATT	YDS	Avg.	TD	TD Runs
8/31/13	WASHINGTON STATE	0	0	0.00	0	--
9/7/13	ARKANSAS STATE	0	0	0.00	0	--
9/14/13	MISSISSIPPI STATE	0	0	0.00	0	--
9/21/13	at LSU	0	0	0.00	0	--
10/5/13	OLE MISS	0	0	0.00	0	--
10/12/13	WESTERN CAROLINA	2	45	22.5	1	38
10/19/13	at Texas A&M	0	0	0.00	0	--
10/26/13	FLORIDA ATLANTIC	4	28	7.00	0	--
11/2/13	at Arkansas	0	0	0.00	0	--
11/9/13	at Tennessee	0	0	0.00	0	--
11/16/13	GEORGIA	0	0	0.00	0	--
11/30/13	ALABAMA	0	0	0.00	0	--
12/7/13	vs. Missouri (SECCG)	0	0	0.00	0	--



KIEHL #25
FRAZIER WR
 6-2 • 224 • Jr. • 2L
 Springdale, Ark. (Shiloh Christian)
 History

2013: Played safety, wide receiver and wildcat quarterback in 2013 ... quarterback who moved to safety during preseason camp... remained involved on offense in some wildcat formations... moved to wide receiver full-time during open week... 26 yards rushing against Florida Atlantic

2012: Starter at quarterback first five games of season ... five career starts ... 11-27 passing for 194 yards with one INT in Clemson opener ... 54-yard TD toss to Emory Blake for AU's opening score ... 13-22, 125 yards passing at Mississippi State with three INT, two fumbles ... 10-18 passing for 130 yards vs. ULM with a 33-yard TD pass to Sammie Coates ... also caught a pass from Quan Bray that went 33 yards for a touchdown vs. ULM ... 13-22 passing for 97 yards vs. LSU, with a long throw of 23 to Lutzenkirchen ... 9-14 for 118 yards passing in first half vs. Arkansas, but sacked

four times ... did not see action against Ole Miss or Vanderbilt ... 6-11 for 89 yards vs. Texas A&M ... late action against Alabama A&M, Alabama... voted offensive MVP of the A-Day spring scrimmage accounting for 102 total yards

2011: Played in all 13 games ... third on team in rushing with 327 yards on 76 attempts ... three rushing touchdowns ... 327 rushing yards is 10th most on school single-season rushing mark by a quarterback ... was 5-of-12 passing for 34 yards and two interceptions ... took one snap against Utah State, a trick play that resulted in a 25-yard completion from Clint Moseley to Onterio McCalebb ... took one snap against Mississippi State, rushing for 3 yards ... the carry was the first of his Auburn career ... rushed three times for 30 yards against FAU ... also attempted the first pass of his career ... rushed for career-best 48 yards on nine carries with a long of 22 against South Carolina ... returning to the state of Arkansas for the first time, his 7-yard TD run vs. the Razorbacks with :02 left in the first quarter was the first touchdown of his career ... earlier in the quarter, he completed his first career pass, a 14-yarder to Onterio McCalebb ... finished the game with 13 carries for 54 yards and a seven-yard touchdown ... completed one pass for no gain and rushed eight times for 41 yards in win over Florida ... rushed for 31 yards on nine carries and completed 2-of-4 passes for 16 yards at LSU ... rushed four times for 8 yards with a long carry of 7 yards in win over Ole Miss ... carried once for 1 yard at Georgia ... rushed for 48 yards on four carries against Samford ... rushed for 28 yards on eight carries with a long rush of 12 against Alabama ... career-high 16 rushing attempts for 55 yards and two rushing touchdowns in Chick-fil-A Bowl win against Virginia ... scored on runs of 3 and 1 yard against Cavaliers

HIGH SCHOOL: Named USA Today's National Offensive Player of the Year ... listed as the nation's No. 2 quarterback by ESPN.com/Scouts Inc. and the No. 47 player overall on the ESPNU 150 ... ranked No. 4 nationally among quarterbacks by Scout.com ... named the nation's No. 5 quarterback, the No. 2 player from the state of Arkansas and the No. 89 player nationally by Rivals.com ... rated as the No. 4 dual threat quarterback in the nation, the No. 2 recruit from Arkansas and the No. 101 player overall nationally by 247Sports ... ranked as the No. 2 combo passer and the No. 11 overall prospect in the MaxPreps Top 100 ... named an All-American, the nation's No. 4 quarterback and the No. 1 recruit from Arkansas by SuperPrep and the No. 26 overall player nationally in the SuperPrep Elite 50 ... named to the Prep-Star Dream Team as the No. 100-ranked player in the nation ... named to the Parade All-America team ... played in the Under Armour All-American game ... selected to play for USA Football's 2011 U.S. Under-19 National Team in the Team USA vs. the World game ... ranked No. 42 in the Mobile Press-Register's Super Southeast 120 ... named to the Orlando Sentinel's All-Southern Team as a first-team selection from Arkansas ... led his team to Class 4A state championship each of the last three seasons, earning MVP honors all three years ... during senior season, passed for 2,975 yards and 42 touchdowns and rushed for 1,164 yards and 22 TDs

PERSONAL: Birthday is October 2 ... son of Robin and Layron Beach ... Major: History

FRAZIER'S CAREER PASSING STATS

YEAR	G/GS	CMP	ATT	PCT	YDS	INT	TD	LP/OPPONENT
2011	13/0	5	12	41.7	34	2	0	14/Arkansas and LSU
2012	9/5	62	116	53.4	753	8	2	54/Clemson
Totals	22/5	67	128	52.3	787	10	2	54/Clemson

FRAZIER'S CAREER RUSHING STATS

YEAR	G/GS	NO	YDS	AVG	TD	LP/OPPONENT
2011	13/0	76	327	4.3	3	22/South Carolina
2012	9/5	42	-35	-0.8	0	12/Arkansas
2013	10/0	10	34	3.4	0	13/Fla Atlantic
Totals	32/5	128	326	2.3	3	22/South Carolina

FRAZIER'S GAME-BY-GAME PASSING STATS

DATE	OPPONENT	CMP	ATT	YDS	INT	TD
9/3/11	UTAH STATE	0	0	0	0	0
9/10/11	MISSISSIPPI STATE	0	0	0	0	0
9/17/11	at Clemson	0	0	0	0	0
9/24/11	FLORIDA ATLANTIC	0	1	0	0	0
10/1/11	at South Carolina	0	0	0	0	0
10/8/11	at Arkansas	2	4	18	2	0
10/15/11	FLORIDA	1	1	0	0	0
10/22/11	at LSU	2	4	16	0	0
10/29/11	OLE MISS	0	0	0	0	0
11/12/11	at Georgia	0	0	0	0	0
11/19/11	SAMFORD	0	0	0	0	0
11/26/11	ALABAMA	0	2	0	0	0
12/31/11	Virginia (Chick-fil-A)	0	0	0	0	0

Player Bios



KRIS #17
FROST LB
 6-2 • 238 • So. • 1L
 Matthews, N.C. (Butler)
 Pro Flight Management

2013: Rotates with Jake Holland at middle linebacker... 52 tackles for the season... 4 tackles against Washington State... 5 tackles and a TFL against Arkansas State... 3 tackles, TFL against Western Carolina... starter at Texas A&M, recording six tackles and a TFL... 2 tackles, forced fumble, TFL against Florida Atlantic... 3 tackles and recovered an Arkansas fumble... 3 tackles in Tennessee win... 5 tackles against Georgia... 6 tackles and forced a Missouri fumble in SEC Championship Game

2012: Backup to Daren Bates at will linebacker ... saw first collegiate action vs. Clemson ... forced an Alabama fumble and had 3 tackles vs. UA

2011: Did not play while redshirting for the Chick-fil-A Bowl champions

HIGH SCHOOL: High School Coach: Mike Newsome ... named the nation's No. 2 outside linebacker, the No. 3 player from the state of North Carolina and the No. 20 player nationally by Rivals.com ... rated as the No. 7 outside linebacker in the nation, the No. 2 recruit from North Carolina and the No. 84 player overall nationally by 247Sports ... ranked No. 17 nationally among outside linebackers by Scout.com ... Listed as the nation's No. 28 athlete by ESPN.com/Scouts Inc ... PrepStar Dream Team as the No. 27-ranked player in the nation ... ranked as the No. 6 athlete and the No. 93 overall prospect in the MaxPreps Top 100 ... named a SuperPrep All-American, and the nation's No. 4 athlete and the No. 2 recruit from North Carolina by SuperPrep ... Orlando Sentinel All-Southern Team as a first-team selection from North Carolina ... recorded 178 tackles and 22 tackles for loss in two seasons at linebacker ... forced three fumbles, recovered two and picked off two passes as a senior while leading his team to a 16-0 record ... finished junior season with five interceptions, four fumbles recovered and three fumbles caused

PERSONAL: Birthday is October 19 ... son of William and Miriam Frost ... Major: Professional Flight Management

FROST'S CAREER DEFENSIVE STATS

YEAR	G/GS	TT	UT	AT	TFL-YDS	OBS-YDS	FF/FR	PD	I/YDS
2012	10/0	5	3	2	0.0-0	0.0-0	1/0	0	0/0
2013	13/1	52	28	24	6.0-10	0.0-0	2/1	1	0/0
Totals	23/1	57	31	26	6.0-10	0.0-0	3/1	1	0/0

FROST'S GAME-BY-GAME DEFENSIVE STATS

DATE	OPPONENT	TT	UT	AT	PD	INT-YDS
9/1/12	Clemson	0	0	0	0	0-0
9/8/12	at Mississippi State	0	0	0	0	0-0
9/15/12	ULM	0	0	0	0	0-0
9/22/12	LSU	0	0	0	0	0-0
10/6/12	ARKANSAS	0	0	0	0	0-0
10/13/12	at Ole Miss	DID NOT PLAY				
10/20/12	at Vanderbilt	0	0	0	0	0-0
10/27/12	TEXAS A&M	0	0	0	0	0-0
11/3/12	NEW MEXICO STATE	1	1	0	0	0-0
11/10/12	GEORGIA	DID NOT PLAY				
11/17/12	ALABAMA A&M	1	1	0	0	0-0
11/24/12	at Alabama	3	1	2	0	0-0

DATE	OPPONENT	TT	UT	AT	PD	OBS-YDS
8/31/13	WASHINGTON STATE	4	3	1	0.0-0	0.0-0
9/7/13	ARKANSAS STATE	5	4	1	0.5-1	0.0-0
9/14/13	MISSISSIPPI STATE*	1	1	0	0.0-0	0.0-0
9/21/13	at LSU*	6	1	5	0.5-1	0.0-0
10/5/13	OLE MISS*	1	0	1	0.0-0	0.0-0
10/12/13	WESTERN CAROLINA	3	2	1	1.0-1	0.0-0
10/19/13	* at Texas A&M*	6	4	2	1.0-3	0.0-0
10/26/13	FLORIDA ATLANTIC	3	3	0	2.0-2	0.0-0
11/2/13	at Arkansas*	3	0	3	0.0-0	0.0-0
11/9/13	at Tennessee*	3	2	1	0.0-0	0.0-0
11/16/13	GEORGIA*	5	3	2	0.0-0	0.0-0
11/30/13	ALABAMA*	6	2	4	0.0-0	0.0-0
12/7/13	vs. Missouri (SECCG)	6	3	3	1.0-2	0.0-0

DATE	OPPONENT	CMP	ATT	YDS	INT	TD
9/1/12	* Clemson	11	27	194	1	1
9/8/12	* at Mississippi State	13	22	125	3	0
9/15/12	* ULM	10	18	130	1	1
9/22/12	* LSU	13	22	97	2	0
10/6/12	* ARKANSAS	9	14	118	1	0
10/13/12	at Ole Miss	DID NOT PLAY				
10/20/12	at Vanderbilt	DID NOT PLAY				
10/27/12	TEXAS A&M	6	11	89	0	0
11/3/12	NEW MEXICO STATE	0	1	0	0	0
11/10/12	GEORGIA	DID NOT PLAY				
11/17/12	ALABAMA A&M	0	0	0	0	0
11/24/12	at Alabama	0	1	0	0	0

FRAZIER'S GAME-BY-GAME RUSHING STATS

DATE	OPPONENT	ATT	YDS	Avg.	TD	TD Runs
9/4/11	UTAH STATE	0	0	0.0	0	--
9/9/11	MISSISSIPPI STATE	0	0	0.0	0	--
9/18/11	at Clemson	1	3	0.0	0	--
9/25/11	FLORIDA ATLANTIC	3	30	10.0	0	--
10/1/11	at South Carolina	8	48	5.3	0	--
10/8/11	at Arkansas	13	54	4.2	1	7
10/15/11	FLORIDA	8	41	5.1	0	--
10/22/11	at LSU	9	31	3.4	0	--
10/29/11	OLE MISS	4	8	2.0	0	--
11/12/11	at Georgia	1	1	1.0	0	--
11/19/11	SAMFORD	4	28	7.0	0	--
11/26/11	ALABAMA	8	28	3.5	0	--
12/31/11	Virginia (Chick-fil-A)	16	55	3.4	2	3, 1

DATE	OPPONENT	ATT	YDS	Avg.	TD	TD Runs
9/1/12	* Clemson	9	-9	-1.0	0	--
9/8/12	* at Mississippi State	11	22	2.0	0	--
9/15/12	* ULM	5	8	1.6	0	--
9/22/12	* LSU	6	-5	-0.8	0	--
10/6/12	* ARKANSAS	5	-25	-5.0	0	--
10/13/12	at Ole Miss	DID NOT PLAY				
10/20/12	at Vanderbilt	DID NOT PLAY				
10/27/12	TEXAS A&M	4	-19	-4.7	0	--
11/3/12	NEW MEXICO STATE	0	0	0.0	0	--
11/10/12	GEORGIA	DID NOT PLAY				
11/17/12	ALABAMA A&M	2	-7	-3.5	0	--
11/24/12	at Alabama	0	0	0.0	0	--

DATE	OPPONENT	ATT	YDS	Avg.	TD	TD Runs
8/31/13	WASHINGTON STATE	DID NOT PLAY				
9/7/13	ARKANSAS STATE	0	0	0.00	0	--
9/14/13	MISSISSIPPI STATE	1	4	4.00	0	--
9/21/13	at LSU	1	-1	-1.00	0	--
10/5/13	OLE MISS	0	0	0.00	0	--
10/12/13	WESTERN CAROLINA	0	0	0.00	0	--
10/19/13	at Texas A&M	0	0	0.00	0	--
10/26/13	FLORIDA ATLANTIC	6	26	4.33	0	--
11/2/13	at Arkansas	0	0	0.00	0	--
11/9/13	at Tennessee	2	5	2.50	0	--
11/16/13	GEORGIA	DID NOT PLAY				
11/30/13	ALABAMA	0	0	0.00	0	--
12/7/13	vs. Missouri (SECCG)	DID NOT PLAY				

Player Bios



BRANDON #11

FULSE TE

6-4 • 263 • Jr. • 2L
Fort Meade, Fla. (Fort Meade)
Public Administration

2013: Veteran tight end... a starter on four special teams units... caught a two-point conversion pass from Ryan White against Mississippi State... 5-yard reception against Ole Miss

2012: Early-season backup to Philip Lutzenkirchen at tight end ... nine career starts ... eight-yard reception versus Georgia

2011: Played in 13 games with two starts ... two catches for 12 yards ... also returned two kickoffs for nine yards ... made his first career start against Florida Atlantic ... finished FAU game with two catches for 12 yards ... started for the second straight week at South Carolina ... saw snaps in the last eight games of the season in various packages and on special teams

HIGH SCHOOL: Listed as the nation's No. 5 tight end by ESPN.com/Scouts Inc. and the No. 94 player overall on the ESPNU 150 ... rated as the No. 8 tight end in the nation, the No. 28 recruit from Florida and the No. 150 player overall nationally by 247Sports ... named the nation's No. 10 tight end, the No. 30 player from the state of Florida and the No. 162 player in the nation overall by Rivals.com ... rated seventh nationally among tight ends by MaxPreps ... ranked No. 13 nationally among tight ends by Scout.com ... PrepStar All-America ... rated as the No. 63 recruit from Florida by SuperPrep ... 2011 Under Armour All-America game ... ranked No. 65 in the Mobile Press-Register's Super Southeast 120 ... had 43 catches for 730 yards and 10 touchdowns as a senior while recording eight sacks on defense ... as a junior, had 20 catches for 265 yards and two scores while collecting 70 tackles, 18 tackles for loss and 10 sacks

PERSONAL: Birthday is August 5 ... son of Chad Fulse and Dyeanna Clark ... Major: Public Administration

FULSE'S CAREER RECEIVING STATS

YEAR	G/GS	NO	YDS	AVG	TD	LP/OPPONENT
2011	13/2	2	12	6.0	0	13/Fla Atlantic
2012	12/7	1	8	8.0	0	8/Georgia
2013	10/5	1	5	5.0	0	5/Ole Miss
Totals	35/14	4	25	6.3	0	13/Fla Atlantic

FULSE'S GAME-BY-GAME RECEIVING STATS

DATE	OPPONENT	REC	YDS	AVG	TD	TD REC
9/3/11	UTAH STATE	0	0	0.0	0	--
9/10/11	MISSISSIPPI STATE	0	0	0.0	0	--
9/17/11	at Clemson	0	0	0.0	0	--
9/24/11	* Florida Atlantic	2	12	6.0	0	--
10/1/11	* at South Carolina	0	0	0.0	0	--
10/8/11	at Arkansas	0	0	0.0	0	--
10/15/11	FLORIDA	0	0	0.0	0	--
10/22/11	at LSU	0	0	0.0	0	--
10/29/11	OLE MISS	0	0	0.0	0	--
11/12/11	at Georgia	0	0	0.0	0	--
11/19/11	SAMFORD	0	0	0.0	0	--
11/26/11	ALABAMA	0	0	0.0	0	--
12/31/11	Virginia (Chick-fil-A)	0	0	0.0	0	--

DATE	OPPONENT	REC	YDS	AVG	TD	TD REC
9/1/12	* Clemson	0	0	0.0	0	--
9/8/12	* at Mississippi State	0	0	0.0	0	--
9/15/12	ULM	0	0	0.0	0	--
9/22/12	* LSU	0	0	0.0	0	--
10/6/12	ARKANSAS	0	0	0.0	0	--
10/13/12	at Ole Miss	0	0	0.0	0	--
10/20/12	* at Vanderbilt	0	0	0.0	0	--
10/27/12	* TEXAS A&M	0	0	0.0	0	--
11/3/12	* NEW MEXICO STATE	0	0	0.0	0	--
11/10/12	* GEORGIA	1	8	8.0	0	--
11/17/12	ALABAMA A&M	0	0	0.0	0	--
11/24/12	at Alabama	0	0	0.0	0	--



JUSTIN #26

GARRETT LB

6-1 • 218 • Jr. • 2L
Tucker, Ga. (Tucker)
Interdisciplinary Studies

2013: Will miss remainder of the season due to injury ... Returned to linebacker after playing star safety during the spring and preseason... missed the first two games with a left foot sprain suffered during preseason camp... 2 tackles, TFL vs. Mississippi State... suffered a broken foot prior to Ole Miss game ... Defensive MVP of A-Day, where he returned a fumble for a touchdown on the first series of play

2012: Linebacker who was a reserve at same ... one career start ... pair of tackles vs. Clemson ... recorded two stops vs. LSU ... forced an Arkansas fumble ... also had four tackles and a TFL against the Hogs ... two solo stops against Alabama A&M

2011: Saw action in nine games with one start ... nine tackles on season, with one TFL (-1) ... had one tackle in the opener with Utah State ... saw playing time against Mississippi State ... recorded one tackle at Clemson ... missed five games due to injury ... returned to action against Ole Miss ... had one tackle against the Rebels ... made first career start against Samford, finishing with five tackles, one TFL (-1)

HIGH SCHOOL: Ranked No. 12 nationally among outside linebackers by Scout.com ... listed as the nation's No. 84 outside linebacker by ESPN.com/Scouts Inc. ... named the nation's No. 65 player from the state of Georgia by Rivals.com ... rated as the No. 56 recruit from Georgia by SuperPrep ... named to the All-Southeast Region team by PrepStar ... ranked No. 46 on the Atlanta Journal Constitution's Fab 50 ... selected to play in the Offense-Defense Bowl in Myrtle Beach, S.C., following his senior season ... named to the all-DeKalb County team as a senior after collecting 70 tackles including four sacks and forcing two fumbles

PERSONAL: Birthday is July 19 ... son of Carl and Debbie Garrett ... Major: Interdisciplinary Studies

GARRETT'S CAREER DEFENSIVE STATS

YEAR	G/GS	TT	UT	AT	TFL-YDS	OBS-YDS	FF/FR	PD	I/YDS
2011	9/1	9	6	3	1.0-1	0.0-0	0/0	0	0/0
2012	6/0	12	6	6	0.5-0	0.0-0	1/0	0	0/0
2013	2/0	4	2	2	1.0-2	0.0-0	0/0	0	0/0
Totals	17/1	25	14	11	2.5-3	0.0-0	1/0	0	0/0

GARRETT'S GAME-BY-GAME DEFENSIVE STATS

DATE	OPPONENT	TT	UT	AT	TFL-YDS	OBS-YDS
9/3/11	UTAH STATE	1	1	0	0.0-0	0.0-0
9/10/11	MISSISSIPPI STATE	0	0	0	0.0-0	0.0-0
9/17/11	at Clemson	1	1	0	0.0-0	0.0-0
9/24/11	FLORIDA ATLANTIC				DID NOT PLAY	
10/1/11	at South Carolina				DID NOT PLAY	
10/8/11	at Arkansas				DID NOT PLAY	
10/15/11	FLORIDA				DID NOT PLAY	
10/22/11	at LSU				DID NOT PLAY	
10/29/11	OLE MISS	1	1	0	0.0-0	0.0-0
11/12/11	at Georgia	1	0	1	0.0-0	0.0-0
11/19/11	* SAMFORD	5	3	2	1.0-1	0.0-0
11/26/11	ALABAMA	0	0	0	0.0-0	0.0-0
12/31/11	Virginia (Chick-fil-A)	0	0	0	0.0-0	0.0-0

DATE	OPPONENT	TT	UT	AT	TFL-YDS	OBS-YDS
9/1/12	Clemson	2	0	2	0.0-0	0.0-0
9/8/12	at Mississippi State	1	0	1	0.0-0	0.0-0
9/15/12	ULM	1	0	1	0.0-0	0.0-0
9/22/12	LSU	2	1	1	0.0-0	0.0-0
10/6/12	ARKANSAS	4	3	1	0.5-0	0.0-0
10/13/12	at Ole Miss				DID NOT PLAY	
10/20/12	at Vanderbilt				DID NOT PLAY	
10/27/12	TEXAS A&M				DID NOT PLAY	
11/3/12	NEW MEXICO STATE				DID NOT PLAY	
11/10/12	GEORGIA				DID NOT PLAY	
11/17/12	ALABAMA A&M	2	2	0	0.0-0	0.0-0
11/24/12	at Alabama				DID NOT PLAY	

Player Bios

DATE	OPPONENT	TT	UT	AT	TFL-YDS	OBS-YDS
8/31/13	WASHINGTON STATE				DID NOT PLAY	
9/7/13	ARKANSAS STATE				DID NOT PLAY	
9/14/13	MISSISSIPPI STATE*	2	2	0	1.0-2	0.0-0
9/21/13	at LSU*	2	0	2	0.0-0	0.0-0
10/5/13	OLE MISS*				DID NOT PLAY	
10/12/13	WESTERN CAROLINA				DID NOT PLAY	
10/19/13	at Texas A&M*				DID NOT PLAY	
10/26/13	FLORIDA ATLANTIC				DID NOT PLAY	
11/2/13	at Arkansas*				DID NOT PLAY	
11/9/13	at Tennessee*				DID NOT PLAY	
11/16/13	GEORGIA*				DID NOT PLAY	
11/30/13	ALABAMA*				DID NOT PLAY	
12/7/13	vs. Missouri (SECCG)				DID NOT PLAY	

running back and wide receiver and catching 16 passes for 235 yards and two more scores ... 2009 Class 6A honorable mention ASWA All-State selection ... rushed for 724 yards and 14 touchdowns as a junior in 2008 while averaging 8.2 yards per carry ... also averaged 28.4 yards per punt return with two scores

PERSONAL: Birthday is December 19 ... son of Deborah and Ike Grant ... Major: Physical Activity and Health Education

GRANT'S CAREER RUSHING STATS

YEAR	G/GS	NO	YDS	AVG	TD	LP/OPPONENT
2012	7/0	9	29	3.2	0	7/Alabama A&M
2013	13/2	65	650	10.0	6	75/Wash St
Totals	20/2	74	679	6.6	5	75/Wash St

GRANT'S CAREER KICK RETURN STATS

YEAR	G/GS	NO	YDS	AVG	TD	LP/OPPONENT
2013	13/2	5	160	32.0	1	90/Tennessee

GRANT'S GAME-BY-GAME RUSHING STATS

DATE	OPPONENT	ATT	YDS	Avg.	TD	TD Runs
9/1/12	Clemson				DID NOT PLAY	
9/8/12	at Mississippi State				DID NOT PLAY	
9/15/12	ULM	0	0	0.0	0	--
9/22/12	LSU				DID NOT PLAY	
10/6/12	ARKANSAS				DID NOT PLAY	
10/13/12	at Ole Miss				DID NOT PLAY	
10/20/12	at Vanderbilt	0	0	0.0	0	--
10/27/12	TEXAS A&M	0	0	0.0	0	--
11/3/12	NEW MEXICO STATE	4	8	2.0	0	--
11/10/12	GEORGIA	0	0	0.0	0	--
11/17/12	ALABAMA A&M	5	21	4.2	0	--
11/24/12	at Alabama	0	0	0.0	0	--

DATE	OPPONENT	ATT	YDS	Avg.	TD	TD Runs
8/31/13	WASHINGTON STATE	9	146	16.22	1	8
9/7/13	ARKANSAS STATE	7	40	5.71	1	17
9/14/13	MISSISSIPPI STATE	8	44	5.50	0	--
9/21/13	at LSU	2	9	4.50	0	--
10/5/13	OLE MISS	2	9	4.50	0	--
10/12/13	WESTERN CAROLINA	5	83	16.60	1	51
10/19/13	at Texas A&M	5	45	9.00	0	--
10/26/13	FLORIDA ATLANTIC	7	75	10.71	1	43
11/2/13	at Arkansas	1	5	5.00	0	--
11/9/13	at Tennessee	4	48	12.00	0	--
11/16/13	GEORGIA	6	53	8.83	1	21
11/30/13	* ALABAMA	4	28	7.00	0	--
12/7/13	vs. Missouri (SECCG)	5	65	13.00	1	2

GRANT'S GAME-BY-GAME KICK RETURN STATS

DATE	OPPONENT	NO	YDS	AVG	TD	TD RET
8/31/13	WASHINGTON STATE	3	141	47.00	1	100
8/31/13	WASHINGTON STATE	0	0	0.00	0	--
9/7/13	ARKANSAS STATE	0	0	0.00	0	--
9/14/13	MISSISSIPPI STATE	0	0	0.00	0	--
9/21/13	at LSU	0	0	0.00	0	--
10/5/13	OLE MISS	0	0	0.00	0	--
10/12/13	WESTERN CAROLINA	0	0	0.00	0	--
10/19/13	at Texas A&M	1	17	17.00	0	--
10/26/13	FLORIDA ATLANTIC	0	0	0.00	0	--
11/2/13	at Arkansas	0	0	0.00	0	--
11/9/13	at Tennessee	1	90	90.00	1	90
11/16/13	GEORGIA	2	32	16.00	0	--
11/30/13	ALABAMA	0	0	0.00	0	--
12/7/13	MISSOURI (SECCG)	1	21	21.00	0	--



AARON #96

GARRISON OL

6-2 • 251 • Fr. • HS
Ozark, Ala. (Carroll)
Mechanical Engineering

2013: Redshirting

HIGH SCHOOL: Lineman who played for Coach Ken Valrie at Carroll High ... also lettered in basketball and track and field ... Leadership Award ... member of National Honor Society and math honorary

PERSONAL: Major at Auburn: Mechanical Engineering ... birthday is January 10 ... son of Doug and Cindy Garrison



COREY #20

GRANT RB

5-11 • 205 • Jr. • 1L
Opelika, Ala. (Alabama)
Physical Education

2013: One prong of Auburn's triple-threat tailback attack... 650 yards for season, averaging 10.0 yards per carry... 146 yards rushing, including a 75-yard TD run, against Washington State, his first 100-yard game... first career start came against Arkansas State... scored on a 17-yard run against ASU... 51-yard TD against Western Carolina; rushed for 83 yards on just 5 carries... 45 yards on 3 carries at Texas A&M... 43-yard TD run against Florida Atlantic... caught first two career passes at Arkansas ... 90-yard kickoff return for touchdown on opening play of second half at Tennessee; also rushed for 48 yards... 53 yards rushing with 21-yard TD against Georgia... 28 yards rushing in win over Alabama... 65 yards rushing, 2-yard TD in SEC Championship Game vs. Missouri

2012: Saw limited action for the Tigers

2011: Sat out to satisfy NCAA transfer rules

2010: Redshirted at Alabama

HIGH SCHOOL: High School Coach: Brian Blackmon ... attended Opelika High School in Opelika, Ala. ... ranked a four-star prospect by Rivals.com and Scout.com ... Ranked as the nation's No. 5 all-purpose running back by Rivals.com and a member of the Rivals250 ... listed as the No. 23 running back prospect nationally by both ESPN and Scout.com ... No. 7 on The Mobile Press-Register's Elite 18 in Alabama ... also rated No. 71 in the Press-Register's Super Southeast 120 ... No. 11 player in the Birmingham News Super Senior postseason rankings ... SuperPrep magazine All-American, state's No. 6 player and the country's No. 14 running back ... PrepStar All-American ... played in the 2010 Alabama/Mississippi All-Star Game ... two-time defending Alabama 6A State 100-meter champion and also won the 2009 200 meters ... rushed for 812 yards and 11 touchdowns while splitting time at

Player Bios



KHARI #22

HARDING DB

6-0 • 223 • Jr. • 2L
Edmond, Okla. (Santa Fe)
Pre-Business

2013: Saw action against Western Carolina and Alabama ... Had one tackle against WCU

HIGH SCHOOL: Physical hard-hitter at safety ... 109 tackles, three interceptions as a senior for Coach Lance Manning's district champions ... member of silver medalist Team USA in 2012 IFAF U-19 world championships ... No. 3 player in Oklahoma, No. 31 DB by 247Sports ... No. 43 by Scout ... PrepStar all-Midwest ... MaxPreps all-Oklahoma ... Oklahoman all-state, all-district, all-Edmond

PERSONAL: Major at Auburn: Pre-Business ... son of Corie Harding

HARDING'S GAME-BY-GAME DEFENSIVE STATS

DATE	OPPONENT	TT	UT	AT	PD	INT-YDS
8/31/13	WASHINGTON STATE					DID NOT PLAY
9/7/13	ARKANSAS STATE					DID NOT PLAY
9/14/13	MISSISSIPPI STATE*	2	2	0	1.0-2	0.0-0
9/21/13	at LSU*	2	0	2	0.0-0	0.0-0
10/5/13	OLE MISS*					DID NOT PLAY
10/12/13	WESTERN CAROLINA	1	1	0	0.0-0	0.0-0
10/19/13	at Texas A&M*					DID NOT PLAY
10/26/13	FLORIDA ATLANTIC					DID NOT PLAY
11/2/13	at Arkansas*					DID NOT PLAY
11/9/13	at Tennessee*					DID NOT PLAY
11/16/13	GEORGIA*					DID NOT PLAY
11/30/13	ALABAMA*	0	0	0	0.0-0	0.0-0
12/7/13	vs. Missouri (SECCG)					DID NOT PLAY



KEYMIYA #45

HARRELL DE

6-4 • 247 • So. • 1L
Selma, Ala. (Dallas County)
Public Administration

2013: Saw snaps against Florida Atlantic

2012: Saw limited action for the Tigers

2011: Did not play while redshirting for the Chick-fil-A Bowl champions

HIGH SCHOOL: Rated the No. 27 weakside defensive end in the nation and the No. 14 overall prospect in Alabama by Rivals.com ... ranked No. 39 defensive end in the nation by ESPN.com/Scouts, Inc. ... ranked No. 62 nationally among defensive ends and the No. 26 player in the state of Alabama by Scout.com ... listed as the No. 18 recruit from Alabama by SuperPrep ... named to the All-Southeast Region team by PrepStar ... ranked No. 14 on the Mobile Press-Register's Elite 18 ... ranked No. 22 on the Birmingham News' list of the Alabama Super Seniors ... led team in tackles in 2010 with 57 ... also had four sacks for -28 yards in 2010 with one blocked punt and two fumble recoveries ... recorded 75 tackles, nine sacks and five blocked punts in 2009 ... also a punter and played tight end as freshman ... also played center on Dallas County basketball team ranked No. 4 in the state

PERSONAL: Birthday is February 25 ... son of Chris Harrell and Lorene Harrell ... Major: Public Administration



FORREST #48

HILL LS

6-1 • 247 • Jr. • 2L
Jonesboro, Ga. (Morrow)
Public Administration

2013: Snapped on punts in all 13 games

2012: Played in every game as the long snapper on punts for the Tigers ... saw first collegiate action vs. Clemson

HIGH SCHOOL: High School Coach: Larry Morrison ... ranked No. 5 and No. 13 nationally at Kohl's and Chris Sailer camps ... All-Clayton County athlete ... all-county special teams player of the year ... also a letterman in wrestling and track and field

PERSONAL: Birthday is November 12 ... son of Randy Hill and Patricia Hill ... his cousin Ray Ogden played tight end for Alabama and in the NFL ... Major: Public Administration



CADE #84

HOFFMAN WR

5-11 • 191 • Fr. • HS
Hoover, Ala. (Spain Park)
Pre-Business

2013: Redshirting.

HIGH SCHOOL: Played for Coach Chip Lindsey at Spain Park High, helping the Jaguars advance to the state quarterfinals his senior season ... all-South team ... also played Toon Squad baseball

PERSONAL: Major at Auburn: Pre-Business ... birthday is January 10 ... son of Kendall and Dean Hoffman ... has one brother, Jake

Player Bios



JAKE #5
HOLLAND LB
 6-1 • 240 • Sr. • 3L
 Pelham, Ala. (Pelham)
 Building Sciences

2013: Third-year starter at middle linebacker who rotates with Kris Frost... Made 12 starts ... 45 tackles for season... 6 tackles and a fumble recovery vs. Arkansas State... team-best 8 tackles against Mississippi State... 3 tackles and a sack at LSU... pair of tackles vs. Ole Miss... pair of solo stops against Western Carolina... 3 tackles at Texas A&M... 6 tackles at Arkansas... 3 tackles in Tennessee win... 6 tackles in win over Georgia... 3 tackles in win over Alabama

2012: Starter at middle linebacker ... 16 career starts ... tied career high with 11 tackles vs. Clemson ... six stops at Mississippi State ... recorded 10 tackles vs. ULM ... 10 tackles and a pair of QB hurries in the LSU contest ... six tackles and a TFL against Arkansas ... five solo stops and a TFL at Ole Miss ... seven tackles vs. Texas A&M ... recorded seven tackles and a TFL against New Mexico State ... missed Georgia game with ankle injury ... five tackles, TFL against Alabama A&M ... six tackles vs. Alabama

2011: Played in 12 games with six starts ... eighth on the team with 43 tackles ... also had 3.5 tackles for loss (-14) with two interceptions and four quarterback hurries ... made first career start against Utah State ... totaled career-best 11 tackles with two tackles for loss ... had just 12 career tackles prior to opener ... five tackles, 0.5 TFL, two QB hurries against Mississippi State ... seven tackles and one break-up at Clemson ... first career interception against Florida Atlantic ... added three tackles, one for loss ... six tackles and a forced fumble in win over South Carolina ... three tackles and one QB hurry against Florida ... two tackles on the road at LSU ... saw snaps against Alabama ... two stops and an interception in Chick-fil-A Bowl victory against Virginia

2010: Played in nine games and totaled 12 tackles, 2 TFL and a sack ... in first action of the season vs. ULM totaled three tackles, all solo, with a sack (-3) and a fumble recovery ... one PBU in limited action vs. Arkansas ... registered one tackle vs. both LSU and Ole Miss in limited snaps ... against UTC, matched season total with five tackles, three coming on solo stops ... in SEC Championship Game vs. South Carolina, totaled two tackles with a TFL (-1) and a QB hurry ... limited action vs. Oregon in BCS National Championship Game

HIGH SCHOOL: High School Coach: Brett Burnett ... No. 8-rated inside linebacker and the No. 10 player in Alabama by Rivals.com ... No. 8-rated middle linebacker by ESPN.com/Scouts Inc ... No. 12-rated middle linebacker by Scout.com ... ranked as the No. 12 player in Alabama by SuperPrep ... named to the All-Southeast Region team by PrepStar ... ranked 20th among middle linebackers by Tom Lemming on Maxpreps.com ... selected to the 2009 6A All-State Team by the Alabama Sports Writers Association as a senior ... 2010 Under Armour All-American game ... No. 10 on the Birmingham News' list of the Alabama Super Seniors ... ranked 12th on the Mobile Press Register's 2009 Elite 18 ... No. 109 on the Mobile Press Register's Super Southeast 120 ... Orlando Sentinel 2009 All-Southern football team ... finished his high school career with 351 tackles ... totaled 153 tackles, 16 tackles for loss, a sack, four pass breakups, four forced fumbles, three interceptions and three fumble recoveries as a senior ... 129 tackles (74 solo) as a junior to go along with two sacks, eight quarterback hurries, one interception, one fumble recovery and five forced fumbles

PERSONAL: Birthday is September 9 ... son of Jeff and Terri Holland and Reid and Kimberly Hopkins ... Major: Building Science

HOLLAND'S CAREER DEFENSIVE STATS

DATE	OPPONENT	TT	UT	AT	TFL-YDS	OBS-YDS
9/4/10	ARKANSAS STATE					
9/9/10	at Mississippi State					
9/18/10	CLEMSON					
9/25/10	SOUTH CAROLINA					
10/2/10	LOUISIANA-MONROE	3	3	0	1.0-3	1.0-3
10/9/10	at Kentucky	0	0	0	0.0-0	0.0-0
10/16/10	ARKANSAS	0	0	0	0.0-0	0.0-0
10/23/10	LSU	1	0	1	0.0-0	0.0-0
10/30/10	at Ole Miss	1	0	1	0.0-0	0.0-0
11/6/10	CHATTANOOGA	5	3	2	0.0-0	0.0-0
11/13/10	GEORGIA	0	0	0	0.0-0	0.0-0
11/26/10	at Alabama					
12/4/10	South Carolina (SECCG)	2	1	1	1.0-1	0.0-0
1/10/11	Oregon (BCSNCG)	0	0	0	0.0-0	0.0-0

DATE	OPPONENT	TT	UT	AT	TFL-YDS	OBS-YDS
9/3/11	* UTAH STATE	11	4	7	2.0-7	0.0-0
9/10/11	* MISSISSIPPI STATE	5	4	1	0.5-0	0.0-0
9/17/11	* at Clemson	7	5	2	0.0-0	0.0-0
9/24/11	* FLORIDA ATLANTIC	3	2	1	1.0-7	0.0-0
10/1/11	* at South Carolina	6	4	2	0.0-0	0.0-0
10/8/11	* at Arkansas	2	0	2	0.0-0	0.0-0
10/15/11	FLORIDA	3	3	0	0.0-0	0.0-0
10/22/11	at LSU	2	0	2	0.0-0	0.0-0
10/29/11	OLE MISS					
11/12/11	at Georgia	0	0	0	0.0-0	0.0-0
11/19/11	SAMFORD	2	2	0	0.0-0	0.0-0
11/26/11	ALABAMA	0	0	0	0.0-0	0.0-0
12/31/11	Virginia (Chick-fil-A)	2	2	0	0.0-0	0.0-0

DATE	OPPONENT	TT	UT	AT	TFL-YDS	OBS-YDS
9/1/12	* Clemson	11	3	8	0.0-0	0.0-0
9/8/12	* at Mississippi State	6	0	6	0.0-0	0.0-0
9/15/12	* ULM	10	5	5	0.0-0	0.0-0
9/22/12	* LSU	10	2	8	0.0-0	0.0-0
10/6/12	* ARKANSAS	6	4	2	0.5-2	0.0-0
10/13/12	* at Ole Miss	5	5	0	1.0-1	0.0-0
10/20/12	at Vanderbilt	0	0	0	0.0-0	0.0-0
10/27/12	* TEXAS A&M	7	3	4	0.0-0	0.0-0
11/3/12	* NEW MEXICO STATE	7	3	4	0.5-1	0.0-0
11/10/12	GEORGIA					
11/17/12	* ALABAMA A&M	5	5	0	1.0-3	0.0-0
11/24/12	* at Alabama	6	2	4	0.0-0	0.0-0

DATE	OPPONENT	TT	UT	AT	TFL-YDS	OBS-YDS
8/31/13	* WASHINGTON STATE	0	0	0	0.0-0	0.0-0
9/7/13	* ARKANSAS STATE	6	1	5	0.0-0	0.0-0
9/14/13	* MISSISSIPPI STATE*	8	3	5	0.0-0	0.0-0
9/21/13	* at LSU*	3	2	1	0.5-1	0.5-1
10/5/13	* OLE MISS*	2	0	2	0.0-0	0.0-0
10/12/13	* WESTERN CAROLINA	2	2	0	0.0-0	0.0-0
10/19/13	at Texas A&M*	3	1	2	0.0-0	0.0-0
10/26/13	* FLORIDA ATLANTIC	2	1	1	0.0-0	0.0-0
11/2/13	* at Arkansas*	6	1	5	0.0-0	0.0-0
11/9/13	* at Tennessee*	3	0	3	0.0-0	0.0-0
11/16/13	* GEORGIA*	6	3	3	0.0-0	0.0-0
11/30/13	* ALABAMA*	3	1	2	0.5-1	0.0-0
12/7/13	* vs. Missouri (SECCG)	1	0	1	0.0-0	0.0-0

HOLLAND'S CAREER DEFENSIVE STATS

YEAR	G/GS	TT	UT	AT	TFL-YDS	OBS-YDS	FF/FR	PD	IYDS
2010	9/0	12	7	5	2.0-3	1.0-2	0/1	1	0/0
2011	12/6	43	26	17	3.5-14	0.0-0	1/0	1	2/5
2012	11/10	73	32	34	3.0-7	0.0-0	1/0	2	0/0
2013	13/12	45	15	30	1.0-2	0.5-1	0/1	2	0/0
Totals	45/28	173	80	86	9.5-27	1.5-3	2/2	6	2/5

Player Bios



JOSHUA #15
HOLSEY DB
 5-11 • 197 • So. • 1L
 Fairburn, Ga. (Creekside)
 Public Administration

2013: Starter at boundary safety for first six games... played corner in 2012 ... first career interception against Washington State along with 5 tackles... 4 tackles and a TFL vs. Arkansas State... 4 tackles vs. Mississippi State... pair of tackles vs. Ole Miss... Suffered torn ACL week of Texas A&M and is out for the remainder of the season

2012: True freshman who earned a starting position at corner ... played in every game, making six starts ... three tackles against Arkansas ... made first career start at Ole Miss, recording five tackles and a TFL ... four tackles and a PBU at Vanderbilt ... two tackles vs. Texas A&M ... four solo stops against New Mexico State ... three solo tackles against Georgia ... five tackles against Alabama A&M ... TFL vs. Alabama ... SEC First-Year Academic Honor Roll

HIGH SCHOOL: Outstanding cornerback from Creekside High in metro Atlanta ... High School Coach: Johnny White ... rated the nation's 15th-best cornerback, the 13th-ranked prospect from the state of Georgia and the 180th-ranked player in the country according to Rivals.com ... ranked 12th-best cornerback in the country, ranked 7th from the state of Georgia and ranked 151st overall in the country on Scout.com ... 16th-rated cornerback, No. 20-rated player from the state of Georgia and 242nd-ranked player overall nationally by 247Sports.com ... ranked eighth at the cornerback position, 10th from the state of Georgia and 86th nationally by ESPN.com ... No. 66-ranked prospect from the state of Georgia by SuperPrep ... No. 68 on the Mobile Press-Register's Super Southeast 120 ... named to the Class 4A First-Team All-State as a senior by the Georgia Sports Writers Association ... four-star prospect according to ESPN, Scout, Rivals and 247Sports.com ... 2012 Under Armour All-American Game participant ... named to ESPN's All-Georgia Football Team prior to his senior season ... in senior season, recorded 73 tackles, intercepted five passes returning two for touchdowns and forced two fumbles on defense while rushing for 265 yards and three touchdowns on 15 carries and catching 32 passes for 656 yards and seven touchdowns on offense ... also a weapon on special teams, returning a kickoff 95 yards for a score

PERSONAL: Birthday is June 25 ... son of Johnathon Holsey and Marilyn Davis ... Major: Public Administration


HOLSEY'S CAREER DEFENSIVE STATS

YEAR	G/GS	TT	UT	AT	TFL-YDS	QBS-YDS	FF/FR	PD	I/YDS
2012	12/6	30	22	8	2.0-3	0.0-0	0/0	6	0/0
2013	6/6	17	11	6	0.5-2	0.0-0	0/0	1	1-2
Totals	18/11	47	33	14	2.5-5	0.0-0	0/0	7	1-2

HOLSEY'S GAME-BY-GAME DEFENSIVE STATS

DATE	OPPONENT	TT	UT	AT	PD	INT-YDS
9/1/12	Clemson	0	0	0	0	0-0
9/8/12	at Mississippi State	0	0	0	0	0-0
9/15/12	ULM	1	1	0	0	0-0
9/22/12	LSU	2	1	1	1	0-0
10/6/12	ARKANSAS	3	2	1	1	0-0
10/13/12	* at Ole Miss	5	3	2	0	0-0
10/20/12	* at Vanderbilt	4	3	1	1	0-0
10/27/12	* TEXAS A&M	2	1	1	0	0-0
11/3/12	* NEW MEXICO STATE	4	4	0	0	0-0
11/10/12	* GEORGIA	3	3	0	1	0-0
11/17/12	* ALABAMA A&M	5	3	2	1	0-0
11/24/12	at Alabama	1	1	0	1	0-0

DATE	OPPONENT	TT	UT	AT	PD	INT-YDS
8/31/13	* WASHINGTON STATE	5	4	1	1	1-2
9/7/13	* ARKANSAS STATE	4	2	2	0	0-0
9/14/13	* MISSISSIPPI STATE*	4	3	1	0	0-0
9/21/13	* at LSU*	1	0	1	0	0-0
10/5/13	* OLE MISS*	2	1	1	0	0-0
10/12/13	* WESTERN CAROLINA	1	1	0	0	0-0
10/19/13	at Texas A&M*					DID NOT PLAY
10/26/13	FLORIDA ATLANTIC					DID NOT PLAY
11/2/13	at Arkansas*					DID NOT PLAY
11/9/13	at Tennessee*					DID NOT PLAY
11/16/13	GEORGIA*					DID NOT PLAY
11/30/13	ALABAMA*					DID NOT PLAY
12/7/13	vs. Missouri (SECCG)					DID NOT PLAY



JIMMY #28
HUTCHINSON P
 6-2 • 190 • Fr. • HS
 Marietta, Ga. (Harrison)
 Pre-Business

2013: Redshirting ... true freshman who backs up Steven Clark at punter... has not yet seen game action

HIGH SCHOOL: Dominating punter with huge leg strength ... ranked as the nation's top punter by Kohl's Kicking Academy and Chris Sailer ... 247Sports All-America first team ... second team Georgia all-state as a senior at Harrison High for Coach Marty Galbraith, averaging 39.2 yards per punt ... Semper Fidelis All-American Bowl ... Cobb County All-Star Senior Bowl

PERSONAL: Birthday is May 26 ... son of Jim and Merrill Hutchinson ... has one sister, Kelly ... Major at Auburn: Business

Player Bios



JEREMY #6
JOHNSON QB
 6-5 • 219 • Fr. • HS
 Montgomery, Ala. (Carver)
 Pre-Science Education



JONATHAN #3
JONES DB
 5-10 • 180 • So. • 1L
 Carrollton, Ga. (Carrollton)
 Business Administration

2013: True freshman who saw his first action as the starter against Western Carolina... has played in six games... 17-of-21 passing against WCU for 201 yards and 4 TDs... also rushed for 26 yards... 10-16 for 192 yards passing vs. Florida Atlantic, with TDs to Sammie Coates of 67 and 36 yards; also rushed for 21 yards vs. FAU... has seen action in five games... SEC freshman of the week (Western Carolina, Florida Atlantic)... 14-yard completion to Melvin Ray in win over Georgia

HIGH SCHOOL: Talented hard-working signal-caller who was named Alabama Mr. Football for 2012 ... 3,193 yards, 31 TD passing as a senior and also rushed for 705 yards, 7 scores for Coach Billy Gresham at Carver High ... more than 8,200 career passing yards ... U.S. Army All-American Bowl ... Alabama-Mississippi All-Star Classic ... ranked No. 12 in Alabama, No. 14 QB by 247Sports ... Rivals No. 5 QB, No. 93 overall prospect ... Scout No. 24 ... PrepStar No. 90 overall, No. 7-ranked quarterback ... Montgomery Advertiser all-metro player of the year ... key part of Carver's 2012 state championship basketball team earning first team all-state honors

PERSONAL: Major at Auburn: Pre-Science Education ... son of LaTasha Johnson and Ojedita Johnson

JOHNSON'S CAREER PASSING STATS

YEAR	G/GS	CMP	ATT	PCT	YDS	INT	TD	LP/OPPONENT
2013	6/1	29	41	70.7	422	2	6	67/Fla Atlantic

JOHNSON'S CAREER RUSHING STATS

YEAR	G/GS	NO	YDS	AVG	TD	LP/OPPONENT
2013	6/1	7	48	6.7	0	16/Western Carolina

JOHNSON'S GAME-BY-GAME PASSING STATS

DATE	OPPONENT	CMP	ATT	YDS	INT	TD
8/31/13	WASHINGTON STATE					DID NOT PLAY
9/7/13	ARKANSAS STATE					DID NOT PLAY
9/14/13	MISSISSIPPI STATE*					DID NOT PLAY
9/21/13	at LSU*					DID NOT PLAY
10/5/13	OLE MISS*					DID NOT PLAY
10/12/13	* WESTERN CAROLINA	17	21	201	1	4
10/19/13	at Texas A&M*	0	2	0	0	0
10/26/13	FLORIDA ATLANTIC	10	16	192	1	2
11/2/13	at Arkansas*	1	1	15	0	0
11/9/13	at Tennessee*	0	0	0	0	0
11/16/13	GEORGIA*	1	1	14	0	0
11/30/13	ALABAMA*					DID NOT PLAY
12/7/13	vs. Missouri (SECCG)					DID NOT PLAY

JOHNSON'S GAME-BY-GAME RUSHING STATS

DATE	OPPONENT	ATT	YDS	Avg.	TD	TD Runs
8/31/13	WASHINGTON STATE					DID NOT PLAY
9/7/13	ARKANSAS STATE					DID NOT PLAY
9/14/13	MISSISSIPPI STATE					DID NOT PLAY
9/21/13	at LSU					DID NOT PLAY
10/5/13	OLE MISS					DID NOT PLAY
10/12/13	* WESTERN CAROLINA	3	26	8.67	0	--
10/19/13	at Texas A&M	0	0	0.00	0	--
10/26/13	FLORIDA ATLANTIC	4	21	5.25	0	--
11/2/13	at Arkansas	0	0	0.00	0	--
11/9/13	at Tennessee	0	0	0.00	0	--
11/16/13	GEORGIA	0	0	0.00	0	--
11/30/13	ALABAMA					DID NOT PLAY
12/7/13	vs. Missouri (SECCG)					DID NOT PLAY

2013: Cornerback who suffered a broken ankle at the end of preseason camp... did not see game action until Ole Miss... limited snaps at Texas A&M... 2 tackles, TFL, PBU against Florida Atlantic... pair of tackles at Arkansas... 3 solo tackles at Tennessee... 3 tackles in the win over Georgia

2012: True freshman who made his first start at corner at Ole Miss in the nickel package ... recorded seven tackles versus the Rebels ... two tackles vs. Texas A&M

HIGH SCHOOL: Outstanding cornerback from Carrollton High ... High School Coach: Rayvan Teague ... No. 40-rated cornerback nationally and 40th-rated player from the state of Georgia according to Rivals.com ... ranked 37th in the state of Georgia by Scout.com ... ranked 39th among cornerbacks nationally and ranked 35th overall in the state of Georgia according to 247Sports.com ... ranked 23rd at corner nationally and 41st from the state of Georgia on ESPN.com ... 67th-ranked prospect from the state of Georgia according to SuperPrep ... three-star prospect according to Scout, ESPN, Rivals and 247Sports.com ... Atlanta Journal Constitution Super 11 ... rushed for 209 yards and a touchdown on 20 carries on offense while collecting 32 tackles, 3 INTs (returned one for a TD) and one forced fumble on defense ... also returned 5 kickoffs for 105 yards ... returned opening kickoff 99 yards for a touchdown in the Georgia All-Star game .. 110-meter high hurdles national champion, clocking a time of 13.72 ... posted a 10.6 100 meters ... as a junior, won state outdoor 110-meter (14.02) and 300-meter (37.39) hurdle events and won the Class AAA all-points trophy while leading Carrollton to second consecutive state track title

PERSONAL: Birthday is September 20 ... son of Stacey and Sharon Jones ... Major: Business Administration

JONES' CAREER DEFENSIVE STATS

YEAR	G/GS	TT	UT	AT	TFL-YDS	OBS-YDS	FF/FR	PD	I/YDS
2012	11/3	13	8	5	0.0-0	0.0-0	0/0	1	0/0
2013	8/0	11	11	0	1.0-1	0.0-0	0/0	1	0/0
Totals	19/3	24	19	5	1.0-1	0.0-0	0/0	2	0/0

JONES' GAME-BY-GAME DEFENSIVE STATS

DATE	OPPONENT	TT	UT	AT	PD	INT-YDS
9/1/12	Clemson	0	0	0	0	0-0
9/8/12	at Mississippi State	0	0	0	0	0-0
9/15/12	ULM	1	1	0	0	0-0
9/22/12	LSU	0	0	0	0	0-0
10/6/12	ARKANSAS	0	0	0	0	0-0
10/13/12	* at Ole Miss	7	3	4	0	0-0
10/20/12	* at Vanderbilt	1	0	1	0	0-0
10/27/12	* TEXAS A&M	2	2	0	1	0-0
11/3/12	NEW MEXICO STATE	0	0	0	0	0-0
11/10/12	GEORGIA	0	0	0	0	0-0
11/17/12	ALABAMA A&M	1	1	0	0	0-0
11/24/12	at Alabama					DID NOT PLAY

DATE	OPPONENT	TT	UT	AT	PD	INT-YDS
8/31/13	WASHINGTON STATE					DID NOT PLAY
9/7/13	ARKANSAS STATE					DID NOT PLAY
9/14/13	MISSISSIPPI STATE*					DID NOT PLAY
9/21/13	at LSU*					DID NOT PLAY
10/5/13	OLE MISS*	0	0	0	0	0-0
10/12/13	WESTERN CAROLINA					DID NOT PLAY
10/19/13	at Texas A&M*	0	0	0	0	0-0
10/26/13	FLORIDA ATLANTIC	2	2	0	1	0-0
11/2/13	at Arkansas*	2	2	0	0	0-0
11/9/13	at Tennessee*	3	3	0	0	0-0
11/16/13	GEORGIA*	3	3	0	0	0-0
11/30/13	ALABAMA*	1	1	0	0	0-0
12/7/13	vs. Missouri (SECCG)	0	0	0	0	0-0

Player Bios



BRANDON #29
KING DB

6-1 • 212 • Jr. • JC
Alabaster, Ala. (Highland CC)
Public Administration

2013: Junior college transfer who plays behind Robenson Therezie at the star safety spot... solo tackle against Western Carolina... pair of tackles at Texas A&M

JUNIOR COLLEGE/HIGH SCHOOL: Outstanding safety from the junior college ranks ... 118 tackles, 6 TFL last season at Highland CC ... first team all-Jayhawk Conference playing for coaches Mike Beagle and Ryan Held ... No. 5 junior college DB by 247Sports ... all-Shelby County pick as a senior at Thompson High for Coach Bruce Hill, recording 116 tackles, 21 TFL, four forced fumbles and two fumble recoveries

PERSONAL: Major at Auburn: Public Administration ... birthday is June 8 ... son of Angelia King and Chris King

KING'S CAREER DEFENSIVE STATS

YEAR	G/GS	TT	UT	AT	TFL-YDS	OBS-YDS	FF/FR	PD	I/YDS
2013	13/0	7	2	5	0.0-0	0.0-0	0/0	0	0/0

KING'S GAME-BY-GAME DEFENSIVE STATS

DATE	OPPONENT	TT	UT	AT	PD	INT-YDS
8/31/13	WASHINGTON STATE	0	0	0	0	0-0
9/7/13	ARKANSAS STATE	0	0	0	0	0-0
9/14/13	MISSISSIPPI STATE*	0	0	0	0	0-0
9/21/13	at LSU*	3	1	2	0	0-0
10/5/13	OLE MISS*	0	0	0	0	0-0
10/12/13	WESTERN CAROLINA	1	1	0	0	0-0
10/19/13	at Texas A&M*	2	0	2	0	0-0
10/26/13	FLORIDA ATLANTIC	1	0	1	0	0-0
11/2/13	at Arkansas*	0	0	0	0	0-0
11/9/13	at Tennessee*	0	0	0	0	0-0
11/16/13	GEORGIA*	0	0	0	0	0-0
11/30/13	ALABAMA*	0	0	0	0	0-0
12/7/13	vs. Missouri (SECCG)	0	0	0	0	0-0



GRAY #87
KING WR

5-10 • 162 • Fr. • HS
Atlanta, Ga. (Marist School)
Pre-Business

2013: Redshirting

HIGH SCHOOL: Played halfback and defensive back for Coach Alan Chadwick at the Marist School ... the War Eagles went 12-2 his senior season, the 100th year of football at Marist

PERSONAL: Major at Auburn: Pre-Business ... birthday is October 26 ... son of Dan and Debra King ... has two siblings, Griffin and Savannah



ALEX #63
KOZAN OL

6-4 • 297 • R-Fr. • RS
Castle Rock, Colo. (Valor Christian)
Finance

2013: Redshirt freshman who is the starter at left offensive guard... Sporting News Freshman All-American ... Freshman All-SEC... first college start came vs. Washington State... has started every game... Lindy's all-newcomer team

2012: Did not see varsity action while redshirting ... SEC Honor Roll for academics

HIGH SCHOOL: Offensive lineman from Colorado's Valor Christian High ... High School Coach: Brent Vieselmeyer ... all-conference, all-state as a senior leading Valor to a state title ... four-star prospect according to ESPN.com and Rivals.com ... fifth-ranked player from the state of Colorado according to Rivals.com ... No. 16-ranked offensive tackle nationally and sixth-ranked player overall from the state of Colorado by Scout.com ... ranked 23rd at the offensive guard position and sixth overall from the state of Colorado according to ESPN.com ... 47th-rated offensive tackle nationally and sixth-rated player from the state of Colorado according to 247Sports.com ... participated in the 2012 Semper Fidelis Bowl following his senior season ... named All-Conference as a sophomore and All-Conference and All-State as a junior while helping lead Valor to the state championship both years

PERSONAL: Birthday is November 17 ... son of Teresa and Jon Kozan ... Major: Finance



ALEX #26
KVIKLYS K

6-1 • 189 • So. • II
Marietta, Ga. (Pope)
Entrepreneurship

2013: Backup placekicker... has not yet seen game action

2012: Dressed for every game as the Tigers' backup placekicker

HIGH SCHOOL: High School Coach: Matt Kemper ... special teams player of the year at Pope High ... Senior Bowl participant ... Cobb County Scholar-Athlete ... first team all-county in baseball ... Principal's Honor Roll

PERSONAL: Birthday is October 21 ... son of Karen and Rob Kviklys ... has one brother, Steven ... Major: Entrepreneurship and Family Business

Player Bios



CARL #55

LAWSON DE

6-2 • 258 • Fr. • HS
Alpharetta, Ga. (Milton)
Human Development

2013: True freshman earning increased time at defensive end... Sporting News Freshman All-American ... 24/7 Sports Freshman All-American ... 20 tackles, 7.5 TFL for season... forced an Arkansas State fumble... recorded 6 tackles, 2 sacks (-7), 3.5 TFL against Ole Miss... 2 QB hurries vs. Western Carolina... 2 tackles, 1.5 TFL at Texas A&M... pair of tackles at Arkansas... 7-yard sack and forced a Tennessee fumble... 4-yard sack in SEC Championship Game... SEC Freshman of Week, Athlon, CFPA, 24/7 defensive lineman of week (Ole Miss)... Lindy's all-never team

HIGH SCHOOL: Top-ranked defensive end with exceptional pass rush ability ... 78 tackles, 44 TFL, 27 sacks as a senior for Coach Howie DeCristofaro at Milton High ... 87 tackles, 31 TFL, 15 sacks as a junior ... 247Sports, Under Armour All-America first team ... ranked No. 1 DE, No. 24 overall by 247Sports ... top ranked DE, No. 4 player overall by Rivals ... Under Armour All-America Game ... PrepStar No. 6 player nationally, No. 2 defensive end ... Scout ranks him No. 7

PERSONAL: Major at Auburn: Human Development and Family Studies ... birthday is June 29 ... son of Carl Lawson and Mignon Gregory ... father played fullback for Georgia Tech

LAWSON'S CAREER DEFENSIVE STATS

YEAR	G/GS	TT	UT	AT	TFL-YDS	OBS-YDS	FF/FR	PD	QBH
2013	13/0	20	14	6	7.5-24	4.0-18	2/0	0	6

LAWSON'S GAME-BY-GAME DEFENSIVE STATS

DATE	OPPONENT	TT	UT	AT	TFL-YDS	OBS-YDS
8/31/13	WASHINGTON STATE	0	0	0	0.0-0	0.0-0
9/7/13	ARKANSAS STATE	2	2	0	0.0-0	0.0-0
9/14/13	MISSISSIPPI STATE*	0	0	0	0.0-0	0.0-0
9/21/13	at LSU*	2	0	2	0.5-0	0.0-0
10/5/13	OLE MISS*	6	5	1	3.5-10	2.0-7
10/12/13	WESTERN CAROLINA	1	0	1	0.0-0	0.0-0
10/19/13	at Texas A&M*	2	1	1	1.5-3	0.0-0
10/26/13	FLORIDA ATLANTIC	1	1	0	0.0-0	0.0-0
11/2/13	at Arkansas*	2	1	1	0.0-0	0.0-0
11/9/13	at Tennessee*	2	2	0	1.0-7	1.0-7
11/16/13	GEORGIA*	0	0	0	0.0-0	0.0-0
11/30/13	ALABAMA*	1	1	0	0.0-0	0.0-0
12/7/13	vs. Missouri (SECCG)	1	0	1	1.0-4	1.0-4



ROBERT #70

LEFF OL

6-6 • 284 • R-Fr. • RS
Fairhope, Ala. (Fairhope)
Mechanical Engineering

2013: Played in all 13 games, primarily on punt protection

2012: Did not see varsity action for the Tigers while redshirting ... SEC Honor Roll for academics **HIGH SCHOOL:** Gifted offensive lineman from Fairhope High ... High School Coach: David Faulkner ... 70th-ranked offensive tackle nationally and 26th-ranked player from the state of Alabama according to Rivals.com ... ranked 107th at the offensive tackle position nationally and 36th-ranked player from the state of Alabama according to 247Sports.com ... ranked 132nd at the offensive tackle position nationally and 51st-ranked player in the state of Alabama according to ESPN.com ... Ranked 35th overall from the state of Alabama according to Super-Prep ... ESPN, Rivals, Scout and 247Sports.com three-star prospect ... led his team to a 10-3 record and the Class 6A quarterfinals of the Alabama state playoffs as a senior

PERSONAL: Birthday is July 11 ... son of Hank and Lori Guy ... Major: Mechanical Engineering



JAKE #59

LEMBKE LS

6-2 • 240 • Sr. • 3L
New Lenox, Ill. (Providence Catholic)
Wildlife Ecology & Management

2013: Long snapper on field goals and PATs for second straight season... December, 2013, graduate in wildlife ecology and management

2012: Served as the long snapper on field goals and PAT for the Tigers ... former walk-on who was placed on scholarship during preseason camp ... saw first collegiate action vs. Clemson ... SEC Honor Roll

2011: Did not see varsity action for the Chick-fil-A Bowl champions

2010: Did not see varsity action for the SEC and national champion Tigers

HIGH SCHOOL: High School Coach: Mark Coglianese ... also ran track at Providence Catholic

PERSONAL: Birthday is November 24 ... son of Mike and Judy Lembke ... has three brothers: Josh, Dan and Ben ... parents were both college athletes and brothers play football at Butler (Josh) and Boston College (Dan) ... Major: Wildlife Ecology & Management

Player Bios



RICARDO #5
LOUIS WR
6-2 • 215 • So. • 1L
Miami, Fla. (Miami Beach Senior)
Sociology

2013: Another important part of the Tigers' receiving corps... Started six games ... 25 receptions, 2 TD for season... reception of a tipped pass on 4th-and-18 was the 73-yard TD reception that won the Georgia game with 0:25 remaining... 3 catches for 34 yards vs. Mississippi State... 5 catches at LSU... 3 catches for 53 yards vs. Western Carolina, including a 46-yard TD reception from Jeremy Johnson... 21-yard reception and 30 yards rushing at Texas A&M... three catches at Arkansas... finished the Georgia game with 131 yards receiving on 4 catches and 66 yards rushing on 5 carries... 7-yard reception and 43 yards rushing in SEC championship game... Paul Hornung Award honor roll (Georgia)

2012: True freshman wide receiver ... saw first collegiate action at Mississippi State ... made a pair of special teams tackles vs. ULM ... first career catch was a four-yard reception vs. Arkansas ... 11-yard reception from Wallace at Vanderbilt ... 21-yard reception vs. New Mexico State

HIGH SCHOOL: Versatile wide receiver from Miami Beach Senior High. High School Coach: Ralph Jimenez ... 27th-ranked wide receiver in the nation, 30th-ranked player from the state of Florida and the 183rd-ranked player in the nation according to Rivals.com ... ranked 29th at the wide receiver position nationally, 30th overall from the state of Florida and 180th nationally according to Scout.com ... No. 29 wide receiver nationally, No. 228 player overall nationally and No. 32 prospect from the state of Florida according to 247Sports.com ... 5th-ranked athlete nationally, 4th-ranked player from the state of Florida and 21st-ranked player nationally according to ESPN.com ... ranked 16th among athletes nationally on Maxpreps ... named an All-American, ranking 28th at the wide receiver position nationally and 23rd overall in the state of Florida by SuperPrep ... 66th on the Mobile Press-Register's Super Southeast 120 ... 31st on the Orlando Sentinel's Florida Top 100 ... four-star prospect according to Rivals, Scout, ESPN and 247Sports.com ... participated in 2012 Under Armour All-American Game ... had 23 receptions for 412 yards and four touchdowns, and rushed 66 times for 765 yards and 13 TDs ... also returned two punts and a kickoff for touchdowns.

PERSONAL: Birthday is March 23 ... son of Roland and Beatrice Louis ... Major: Sociology

LOUIS' CAREER RECEIVING STATS

YEAR	G/GS	NO	YDS	AVG	TD	LP/OPPONENT
2012	11/0	3	36	12.0	0	21/New Mexico St
2013	13/6	26	297	11.4	2	73/Georgia
Totals	24/6	27	333	11.7	2	73/Georgia

LOUIS' CAREER RUSHING STATS

YEAR	G/GS	NO	YDS	AVG	TD	LP/OPPONENT
2012	11/0	2	2	1.0	0	2/Texas A&M
2013	13/6	18	204	11.3	0	32/Georgia
Totals	24/6	20	206	10.3	0	32/Georgia

LOUIS' GAME-BY-GAME RECEIVING STATS

DATE	OPPONENT	REC	YDS	AVG	TD	TD REC
9/11/12	Clemson					
9/8/12	at Mississippi State	0	0	0.0	0	--
9/15/12	ULM	0	0	0.0	0	--
9/22/12	LSU	0	0	0.0	0	--
10/6/12	ARKANSAS	1	4	4.0	0	--
10/13/12	at Ole Miss	0	0	0.0	0	--
10/20/12	at Vanderbilt	1	11	11.0	0	--
10/27/12	TEXAS A&M	0	0	0.0	0	--
11/3/12	NEW MEXICO STATE	1	21	21.0	0	--
11/10/12	GEORGIA	0	0	0.0	0	--
11/17/12	ALABAMA A&M	0	0	0.0	0	--
11/24/12	at Alabama	0	0	0.0	0	--

DATE	OPPONENT	REC	YDS	AVG	TD	TD REC
8/31/13	WASHINGTON STATE	2	10	5.00	0	--
9/7/13	ARKANSAS STATE	1	-2	-2.00	0	--
9/14/13	MISSISSIPPI STATE	3	34	11.33	0	--
9/21/13	at LSU	5	24	4.80	0	--
10/5/13	OLE MISS	1	-2	-2.00	0	--
10/12/13	* WESTERN CAROLINA	3	53	17.67	1	46
10/19/13	at Texas A&M	1	21	21.00	0	--
10/26/13	* FLORIDA ATLANTIC	0	0	0.00	0	--
11/2/13	* at Arkansas	3	22	7.33	0	--
11/9/13	* at Tennessee	0	0	0.00	0	--
11/16/13	GEORGIA	4	131	32.75	1	73
11/30/13	* ALABAMA	2	-1	-0.50	0	--
12/7/13	* vs. Missouri (SECCG)	1	7	7.00	0	--

LOUIS' GAME-BY-GAME RUSHING STATS

DATE	OPPONENT	ATT	YDS	Avg	TD	TD Runs
8/31/13	WASHINGTON STATE	1	-5	-5.00	0	--
9/7/13	ARKANSAS STATE	0	0	0.00	0	--
9/14/13	MISSISSIPPI STATE	1	4	4.00	0	--
9/21/13	at LSU	1	2	2.00	0	--
10/5/13	OLE MISS	1	14	14.00	0	--
10/12/13	* WESTERN CAROLINA	2	41	20.50	0	--
10/19/13	at Texas A&M	2	30	15.00	0	--
10/26/13	* FLORIDA ATLANTIC	1	2	2.00	0	--
11/2/13	* at Arkansas	0	0	0.00	0	--
11/9/13	* at Tennessee	1	7	7.00	0	--
11/16/13	GEORGIA	5	66	13.20	0	--
11/30/13	* ALABAMA	0	0	0.00	0	--
12/7/13	* vs. Missouri (SECCG)	0	0	0.00	0	--



PATRICK #41
LYMON RB
5-10 • 194 • Jr. • 2L
Huntsville, Ala. (Sparkman)
Public Administration

2013: Played in 10 games ... Rushed five times for 20 yards against Western Carolina

2012: Did not see varsity action for the Tigers

HIGH SCHOOL: High School Coach: Roger Haynes ... also ran track at Sparkman High

PERSONAL: Birthday is March 20 ... son of Dana and Jenella Lymon ... has four siblings: Jenetta, Jenell, Josh and Demoris ... Major: Public Administration

LYMON'S CAREER RUSHING STATS

YEAR	G/GS	NO	YDS	AVG	TD	LP/OPPONENT
2013	10/0	5	20	4.0	0	9/Western Carolina

LYMON'S GAME-BY-GAME RUSHING STATS

DATE	OPPONENT	ATT	YDS	Avg	TD	TD Runs
8/31/13	WASHINGTON STATE					
9/7/13	ARKANSAS STATE					
9/14/13	MISSISSIPPI STATE					
9/21/13	at LSU	0	0	0.00	0	--
10/5/13	OLE MISS	0	0	0.00	0	--
10/12/13	WESTERN CAROLINA	5	20	4.00	0	--
10/19/13	at Texas A&M	0	0	0.00	0	--
10/26/13	FLORIDA ATLANTIC	0	0	0.00	0	--
11/2/13	at Arkansas	0	0	0.00	0	--
11/9/13	at Tennessee	0	0	0.00	0	--
11/16/13	GEORGIA	0	0	0.00	0	--
11/30/13	ALABAMA	0	0	0.00	0	--
12/7/13	vs. Missouri (SECCG)					

Player Bios



NICK #14
MARSHALL QB
 6-1 • 210 • Jr. • JC
 Pineview, Ga. (Garden City CC)
 Public Administration

2013: Junior college transfer who earned the starting quarterback job... averaging 231.8 yards total offense per game... 1,759 yards passing, 1,023 rushing for season with 20 touchdowns accounted for... just the fourth QB in SEC history to rush for 1,000 yards in a season... AP All-SEC honorable mention... 10-17 passing for 147 yards against Arkansas State, with TD passes of 18 (Marcus Davis) and 68 (Sammie Coates) yards... 339 yards passing vs. Mississippi State most ever by an Auburn QB in his SEC debut; 151 yards passing in 1st quarter... game-winning TD pass to C.J. Uzomah for 11 yards with 0:10 remaining capped 88-yard, 12-play drive in 1:46 vs. Bulldogs; Marshall accounted for 85 of those yards himself (66 pass, 19 rush)... 76-yard TD pass to Quan Bray vs. MSU was a career long... 17-33 passing for 224 yards at LSU, with 46 yards rushing... posted first 100-yard rushing game vs. Ole Miss with 140 yards on 14 carries, 2 TD... did not play against Western Carolina... 236 yards passing with 2 TD and rushed for 100 yards and 2 TDs at Texas A&M... rushed for 73 yards and attempted only one pass (10-yd completion) vs. Florida Atlantic in only one quarter of action... rushed for 59 yards and his 88-yard TD completion to Coates at Arkansas was third-longest pass play in AU history... rushed for 214 yards, 2 TD in win at Tennessee, the third best rushing day ever by an AU QB... most rushing yards posted by an SEC player in a game this season... 15-26 passing for 229 yards with game-winning 73-yard TD pass to Ricardo Louis vs. Georgia... rushed for 89 yards and 2 TD against the Bulldogs... 99 yards rushing with a 45-yard TD run, and 11-16 passing with 2 TD against Alabama, leading another fourth-quarter comeback drive... SEC offensive player of the week (Texas A&M, Tennessee, Alabama)... 101 yards rushing with a 9-yd TD, 132 passing with a 38-yd TD in SEC Championship Game vs. Missouri... Manning Award player of week (Tennessee)... Lindy's all-newcomer team

JUNIOR COLLEGE/HIGH SCHOOL: Talented dual-threat quarterback from the junior college ranks ... passed for 3,142 yards, 18 TD and rushed for 1,095 yards, 19 TD for Coach Jeff Tatum at Garden City in 2012 ... No. 4 junior college QB by 247Sports ... played in 13 games at corner for Georgia in 2011 ... 2010 Georgia Sports Writers Association Class A Offensive Player of the Year for Coach Mark Ledford at Wilcox County ... Atlanta Journal-Constitution "Super 11" selection, Class A Offensive Player of the Year ... two-time Macon Telegraph Middle Georgia Offensive Player of the Year... led Wilcox County to the Class A title as a junior ... set GHSA career record with 103 TD passes

PERSONAL: Major at Auburn: Public Administration ... birthday is June 30 ... son of Shalina Cliett

MARSHALL'S CAREER PASSING STATS

YEAR	G/GS	CMP	ATT	PCT	YDS	INT	TD	LP/OPPONENT
2013	12/12	128	212	60.4	1759	5	12	88/Arkansas

MARSHALL'S CAREER RUSHING STATS

YEAR	G/GS	NO	YDS	AVG	TD	LP/OPPONENT
2013	12/12	156	1023	6.6	11	62/Fla Atlantic

MARSHALL'S GAME-BY-GAME PASSING STATS

DATE	OPPONENT	CMP	ATT	YDS	INT	TD	TD Passes
8/31/13	* WASHINGTON STATE	10	19	99	0	0	
9/7/13	* ARKANSAS STATE	10	17	147	0	2	68, 18
9/14/13	* MISSISSIPPI STATE*	23	34	339	2	2	76, 12
9/21/13	* at LSU*	17	33	224	2	0	
10/5/13	* OLE MISS*	11	17	93	0	0	
10/12/13	WESTERN CAROLINA	DID NOT PLAY					
10/19/13	* at Texas A&M*	11	23	203	0	2	13, 43
10/26/13	* FLORIDA ATLANTIC	1	1	10	0	0	
11/2/13	* at Arkansas*	7	8	118	0	1	88
11/9/13	* at Tennessee*	3	7	35	1	1	25
11/16/13	* GEORGIA*	15	26	229	0	1	73
11/30/13	* ALABAMA*	11	16	97	0	2	39
12/7/13	* vs. Missouri (SECCG)	9	11	132	0	1	38

MARSHALL'S GAME-BY-GAME RUSHING STATS

DATE	OPPONENT	ATT	YDS	Avg.	TD	TD Runs	
8/31/13	* WASHINGTON STATE	9	27	3.00	0	--	
9/7/13	* ARKANSAS STATE	8	53	6.63	0	--	
9/14/13	* MISSISSIPPI STATE	10	22	2.20	0	--	
9/21/13	* at LSU	14	46	3.29	0	--	
10/5/13	* OLE MISS	14	140	10.00	2	5, 5	
10/12/13	WESTERN CAROLINA	DID NOT PLAY					
10/19/13	* at Texas A&M	20	100	5.00	2	16, 13	
10/26/13	* FLORIDA ATLANTIC	6	73	12.17	1	10	
11/2/13	* at Arkansas	9	59	6.56	0	--	
11/9/13	* at Tennessee	14	214	15.29	2	7, 38	
11/16/13	* GEORGIA	19	89	4.68	2	6, 5	
11/30/13	* ALABAMA	17	99	5.82	1	45	
12/7/13	* VS. MISSOURI (SECCG)	16	101	6.30	1	9	

Player Bios



TRE **#21**
MASON **RB**
 5-10 • 205 • Jr. • 2L
 Palm Beach, Fla. (Park Vista)
 Interdisciplinary Studies

2013: Returning starter at tailback ... Heisman Trophy finalist... SEC Offensive Player of Year and first team All-SEC... Sporting News All-American ... Athlon Second Team All-American ... MVP of the SEC Championship... Doak Walker Award semifinalist... 1,621 rushing yards this season, with 22 rushing touchdowns scored... leads SEC in rushing with 124.7 yards per game average... one of only six players in Auburn history to rush for 1,000 yards in back to back seasons... eighth among Auburn career rushers (2,784 yards) and sixth in kickoff return yardage (1,107) ... 30 career rushing TD and 32 total career TD ... second in career kick return average (26.30 yards per return) ... Set new Auburn single-season record for all-purpose yards (2,1237) eclipsing Bo Jackson's mark of 1,859 in 1985 ... Rushed for career-high 304 yards, 4 TD in SEC Championship Game vs. Missouri, the second best rushing day in AU history... Also had a program record 46 carries ... 100-yard kickoff return for TD against Washington State ... also rushed for 73 yards and a score against WSU ... 99 yards rushing with an 11-yard TD against Arkansas State ... 132 yards rushing with 2 TDs of 2 yards each at LSU ... 192 all-purpose yards vs. Ole Miss; leading receiver with 3 catches for 62 yards ... also rushed for 77 yards and a score vs. Ole Miss ... 100 yards rushing, 2 TD in first half vs. Western Carolina ... rushed for 178 yards at Texas A&M, scoring game-winning TD with 1:19 remaining ... 60 yards with an 8-yard TD run vs. Florida Atlantic ... 168 yards rushing, 4 TD at Arkansas ... 117 yards rushing, 3 TD at Tennessee... 115 yards rushing with a 24-yard TD in the Georgia win... 164 yards rushing, 1 TD against Alabama defense... had 195 yards, 2 TD in first half of SEC Championship Game... SEC offensive player of week (Arkansas) ... Athlon SEC offensive player of week (Texas A&M, Arkansas) ... Maxwell Award, Doak Walker Award watch list ... preseason second team all-SEC (SEC coaches, SEC media, Phil Steele), third team (Athlon) ... Phil Steele midseason 1st team all-SEC KR ... Second team preseason all-SEC (SEC coaches, SEC media, Phil Steele) ... third team preseason all-SEC (Athlon) ... Doak Walker Award preseason watch list

2012: Tailback who started six games after mid-season ... led the team in rushing with 1,002 yards ... first non-QB to lead Auburn in total offense for a season since Bo Jackson in 1985 ... then-career best 104 yards rushing on 14 carries in opener vs. Clemson ... long gain of 30 was also a then-career best ... 25 yards on eight carries at Mississippi State ... rushed for 90 yards with a one-yard TD vs. ULM, his first career rushing TD ... also recorded his first career reception (34 yds) vs. ULM ... leading rusher with 54 yards vs. LSU ... 32 yards rushing and a 22-yard reception versus Arkansas ... gained 82 yards rushing at Ole Miss, scoring two TD (of 1 and 6 yards) ... gained 85 yards on 16 carries at Vanderbilt, with a 34-yard gain and a 1-yard TD ... 80 yards rushing with a one-yard TD vs. Texas A&M ... then-career-best 152 yards rushing on 22 carries against New Mexico State, with a 5-yard TD and a 40-yd long gain ... 33 yards rushing and three catches for 20 yards against Georgia ... 181 yards rushing against Alabama A&M with TDs of 19 and 86 yards ... the 86-yard score was the fourth longest rushing play in Auburn history and the seventh longest play from scrimmage ... passed the 1,000-yard mark for the season on the final play against Alabama ... preseason all-SEC 1st team (Phil Steele), 2nd team (Athlon) kick returner ... CBSSports.com preseason all-breakthrough team

2011: Phil Steele All-SEC First Team ... Phil Steele Midseason Third Team All-American and Midseason All-SEC First Team kickoff returner ... SEC Co-Freshman of the Week (9/5) ... rushed 28 times for 161 yards and a touchdown, while leading team with 633 kickoff return yards on 24 returns with one touchdown ... 633 KOR yards fifth on school single-season list, while 26.4 yards per kickoff return average is seventh on school season list ... first in the SEC and 15th nationally with an average of 26.4 yds per kickoff return ... SEC Co-Freshman of the Week for his effort against Utah State ... returned a kick 97 yards for a touchdown in the second quarter; first Auburn freshman to accomplish that feat since Brad Lester in 2005 against Ball State ... finished the day with 176 return yards, the third-most in school history ... his 97-yard KO return TD was the eighth-longest in school history ... averaged 28.7 yards on six returns, with a long of 41 yards against MSU ... also rushed three times for 14 yards ... totaled 63 yards on four kick returns against Clemson ... added

four carries for 15 yards with a long run of 14 yards ... one kickoff return for 19 yards at South Carolina ... three carries for 30 yards with a long of 18 along with two kickoff returns for 53 yards at Arkansas ... did not play against Florida ... returned three kicks for 61 yards at LSU ... rushed twice for 18 yards and returned one kick for 31 yards against Ole Miss ... two carries for 5 yards against Samford ... three carries for 10 yards against Alabama ... rushed for a career-high 64 yards on nine attempts with a 22-yard touchdown run in Chick-fil-A bowl victory over Virginia

HIGH SCHOOL: Named the nation's No. 14 running back, the No. 34 player from the state of Florida and the No. 199 player in the nation overall by Rivals.com ... listed as the nation's No. 21 running back by ESPN.com/Scouts Inc. ... ranked No. 29 nationally among running backs by Scout.com ... named a PrepStar All-American ... rated as the No. 75 recruit from Florida by SuperPrep ... ranked No. 78 in the Mobile Press-Register's Super Southeast 120 ... selected for Florida's North-South All-Star game following his senior season ... rushed for 1,643 yards and 24 touchdowns as a senior in 2010 ... 2009 Palm Beach Large School Offensive Player of the Year and First-Team All-Palm Beach County by the Sun-Sentinel

PERSONAL: Birthday is August 6 ... son of Vincent and Tina Mason ... father is member of hip-hop group "De La Soul" ... Major: Public Administration

MASON'S CAREER RUSHING STATS

YEAR	G/GS	NO	YDS	AVG	TD	LP/OPPONENT
2011	12/0	28	161	5.8	0	22/Virginia (Chick-fil-A)
2012	12/5	171	1002	5.9	8	86/Alabama A&M
2013	13/1	283	1621	5.7	22	53/Western Carolina
Totals	37/16	482	2784	5.8	30	86/Alabama A&M

MASON'S CAREER KICK RETURN STATS

YEAR	G/GS	NO	YDS	AVG	TD	LP/OPPONENT
2011	12/0	24	633	26.4	1	97/Utah St
2012	12/5	3	79	26.3	0	32/Ole Miss
2013	13/11	15	395	26.3	1	100/Wash St
Totals	37/16	41	1107	26.3	2	100/Wash St

MASON'S GAME-BY-GAME RUSHING STATS

DATE	OPPONENT	ATT	YDS	AVG	TD	TD Yds
9/3/11	UTAH STATE	1	2	2.0	0	--
9/10/11	MISSISSIPPI STATE	3	14	4.7	0	--
9/17/11	at Clemson	4	15	3.5	0	--
9/24/11	FLORIDA ATLANTIC	1	3	3.0	0	--
10/1/11	at South Carolina	0	0	0.0	0	--
10/8/11	at Arkansas	3	30	10.0	0	--
10/15/11	FLORIDA					DID NOT PLAY
10/22/11	at LSU	0	0	0.0	0	--
10/29/11	OLE MISS	2	18	9.0	0	--
11/12/11	at Georgia	0	0	0.0	0	--
11/19/11	SAMFORD	2	5	2.5	0	--
11/26/11	ALABAMA	3	10	3.3	0	--
12/31/11	Virginia (Chick-fil-A)	9	64	7.1	1	22

DATE	OPPONENT	ATT	YDS	AVG	TD	TD Yds
9/1/12	Clemson	14	106	7.6	0	--
9/8/12	at Mississippi State	8	25	3.1	0	--
9/15/12	ULM	22	90	4.1	1	1
9/22/12	LSU	9	54	6.0	0	--
10/6/12	ARKANSAS	6	32	5.3	0	--
10/13/12	* at Ole Miss	18	82	4.6	2	1, 6
10/20/12	* at Vanderbilt	16	85	5.3	1	1
10/27/12	* TEXAS A&M	12	80	6.7	1	1
11/3/12	* NEW MEXICO STATE	22	152	6.9	1	5
11/10/12	GEORGIA	11	33	3.0	0	--
11/17/12	ALABAMA A&M	12	181	15.1	2	19, 86
11/24/12	* at Alabama	21	82	3.9	0	--

Player Bios

DATE	OPPONENT	ATT	YDS	AVG	TD	TD Yds
8/31/13	* WASHINGTON STATE	15	73	4.87	1	8
9/7/13	* ARKANSAS STATE	14	99	7.07	1	11
9/14/13	* MISSISSIPPI STATE	10	34	3.40	0	--
9/21/13	* at LSU	26	132	5.08	2	2, 2
10/5/13	* OLE MISS	21	77	3.67	1	1
10/12/13	WESTERN CAROLINA	6	100	16.67	2	20, 53
10/19/13	* at Texas A&M	27	178	6.59	1	5
10/26/13	* FLORIDA ATLANTIC	10	60	6.00	1	8
11/2/13	* at Arkansas	32	168	5.25	4	9, 4, 5, 12
11/9/13	* at Tennessee	20	117	5.85	3	13, 4, 1
11/16/13	* GEORGIA	27	115	4.26	1	24
11/30/13	ALABAMA	29	164	5.66	1	1
11/30/13	* vs. Missouri (SECCG)	46	304	6.60	4	7, 3, 1, 13

MASON'S GAME-BY-GAME RECEIVING STATS

DATE	OPPONENT	REC	YDS	AVG	TD	TD REC
8/31/13	* WASHINGTON STATE	1	6	6.00	0	--
9/7/13	* ARKANSAS STATE	1	6	6.00	0	--
9/14/13	* MISSISSIPPI STATE	1	13	13.00	0	--
9/21/13	* at LSU	2	13	6.50	0	--
10/5/13	* OLE MISS	3	62	20.67	0	--
10/12/13	WESTERN CAROLINA	1	7	7.00	0	--
10/19/13	* at Texas A&M	0	0	0.00	0	--
10/26/13	FLORIDA ATLANTIC	0	0	0.00	0	--
11/2/13	* at Arkansas	0	0	0.00	0	--
11/9/13	* at Tennessee	0	0	0.00	0	--
11/16/13	* GEORGIA	1	6	6.00	0	--
11/30/13	ALABAMA	0	0	0.00	0	--
12/7/13	* vs. Missouri (SECCG)	1	8	8.00	0	--

MASON'S GAME-BY-GAME KICK RETURN STATS

DATE	OPPONENT	NO	YDS	AVG	TD	TD RET
9/3/11	UTAH STATE	4	176	44.0	1	97
9/10/11	MISSISSIPPI STATE	6	172	28.7	0	--
9/17/11	at Clemson	4	63	15.8	0	--
9/24/11	FLORIDA ATLANTIC	0	0	0.0	0	--
10/1/11	at South Carolina	1	19	19.0	0	--
10/8/11	at Arkansas	2	53	26.5	0	--
10/15/11	FLORIDA		DID NOT PLAY			
10/22/11	at LSU	3	61	20.3	0	--
10/29/11	OLE MISS	1	31	31.0	0	--
11/12/11	at Georgia	3	58	19.3	0	--
11/19/11	SAMFORD	0	0	0.0	0	--
11/26/11	ALABAMA	0	0	0.0	0	--
12/31/11	Virginia (Chick-fil-A)	0	0	0.0	0	--

DATE	OPPONENT	NO	YDS	AVG	TD	TD RET
9/1/12	Clemson	0	0	0.0	0	--
9/8/12	at Mississippi State	0	0	0.0	0	--
9/15/12	ULM	0	0	0.0	0	--
9/22/12	LSU	0	0	0.0	0	--
10/6/12	ARKANSAS	1	21	21.0	0	--
10/13/12	* at Ole Miss	2	58	29.0	0	--
10/20/12	* at Vanderbilt	0	0	0.0	0	--
10/27/12	* TEXAS A&M	0	0	0.0	0	--
11/3/12	* NEW MEXICO STATE	0	0	0.0	0	--
11/10/12	GEORGIA	0	0	0.0	0	--
11/17/12	ALABAMA A&M	0	0	0.0	0	--
11/24/12	* at Alabama	0	0	0.0	0	--

DATE	OPPONENT	NO	YDS	AVG	TD	TD RET
8/31/13	WASHINGTON STATE	3	141	47.00	1	100
9/7/13	ARKANSAS STATE	1	24	24.00	0	--
9/14/13	MISSISSIPPI STATE	1	11	11.00	0	--
9/21/13	at LSU	1	14	14.00	0	--
10/5/13	OLE MISS	2	53	26.50	0	--
10/12/13	WESTERN CAROLINA	0	0	0.00	0	--
10/19/13	at Texas A&M	0	0	0.00	0	--
10/26/13	FLORIDA ATLANTIC	0	0	0.00	0	--
11/2/13	at Arkansas	0	0	0.00	0	--
11/9/13	at Tennessee	3	60	20.00	0	--
11/16/13	GEORGIA	1	23	23.00	0	--
11/30/13	ALABAMA	3	69	23.00	0	--
12/7/13	MISSOURI (SECCG)	0	0	0.00	0	--



DUNCAN

#64

MCKINNEY

K

5-11 • 181 • So. • SQ

Florence, Ala. (Florence)

Entrepreneurship

2013: Has not seen playing time

2012: Did not see varsity action for Auburn

HIGH SCHOOL: Coach: Alvin Briggs ... holds Florence High kicking records for points in a game, season and career ... ASWA special teams player of week ... Florence Times Daily player of week ... team top scholar and special teams MVP ... team captain in soccer and defensive MVP ... Eagle Scout, Student Council, Fellowship of Christian Athletes, Spanish National Honor Society, Alabama Boys' State delegate, Skills USA, chorus and show choir

PERSONAL: Birthday is September 3 ... son of Chester Jr. and Jenny McKinney ... dad was a football walk-on at Auburn ... has one older brother, Chet ... active in campus student government ... member of Lambda Chi Alpha fraternity



CASSANOVA

#8

MCKINZY

LB

6-3 • 246 • So. • 1L

Birmingham, Ala. (Woodlawn)

Interdisciplinary Studies

2013: Starter at will linebacker... second on team in tackles (66) and 7.5 TFL... 8 tackles against Arkansas State... team-best 8 tackles, 1.5 sacks (-5), 2.5 TFL at LSU... 2 tackles, TFL, QB hurry before a neck stinger forced him out of the Ole Miss game... solo tackle against Western Carolina... 4 tackles at Texas A&M... 4 tackles and a TFL against Florida Atlantic... first career interception and 7 tackles at Arkansas... led team with 10 tackles in Tennessee win... 4 tackles, TFL against Georgia... 3 tackles, TFL in win over Alabama... team-high 10 tackles in SEC Championship Game vs. No. 5 Missouri

2012: True freshman who became a contributor at middle linebacker ... saw first action vs. ULM ... made first career start at Vanderbilt, recording 12 tackles, second-best for an AU player in his first start since 2004 ... also forced and recovered a Commodore fumble ... pair of tackles vs. Texas A&M ... team-high seven tackles as a starter against Georgia

HIGH SCHOOL: Linebacker from Woodlawn High in Birmingham ... High School Coach: Bruce Breland ... 19th-ranked outside linebacker nationally, ninth-ranked player from the state of Alabama and 245th-ranked player in the country according to Rivals.com ... ranked 10th at the middle linebacker position nationally, 11th overall in the state of Alabama and 260th nationally according to Scout.com ... No. 22-ranked outside linebacker nationally, 10th-ranked player from the state of Alabama and 205th-ranked player in the country by 247Sports.com ... ranked 31st at outside linebacker nationally and 15th-ranked player from the state of Alabama according to ESPN.com ... named an All-American as No. 5-ranked prospect from Alabama and No. 15 nationally among linebackers according to SuperPrep ... ranked 10th on the Birmingham News' list of 2012 Super Seniors ... ranked 89th on the Mobile Press-Register's Super Southeast 120 ... selected to the ESPN All-Alabama Football Team prior to his senior season ... honorable mention 5A Alabama Sports Writers Association All-State team ... four-star prospect according to Rivals, Scout, ESPN and 247Sports.com ... participated in the 2012 Offense-Defense All-American Game ... recorded 113 tackles (with 21 TFL) plus one sack, one forced fumble and one INT (returned for a TD) in his senior season

PERSONAL: Birthday is November 17 ... son of Joann Brown and Charles Drake ... Major: Public Administration

Player Bios

MCKINZY'S CAREER DEFENSIVE STATS

YEAR	G/GS	TT	UT	AT	TFL-YDS	OBS-YDS	FF/FR	PD	I/YDS
2012	7/2	23	13	10	0.5-1	0.0-0	1/1	0	0/0
2013	13/13	66	38	28	7.5-18	1.5-5	0/0	0	1/0
Totals	20/15	89	51	38	8.0-19	1.5-5	1/1	0	1/0

MCKINZY'S GAME-BY-GAME DEFENSIVE STATS

DATE	OPPONENT	TT	UT	AT	FF/FR	INT-YDS
9/1/12	Clemson					DID NOT PLAY
9/8/12	at Mississippi State					DID NOT PLAY
9/15/12	ULM	0	0	0	0/0	0-0
9/22/12	LSU	0	0	0	0/0	0-0
10/6/12	ARKANSAS	1	0	1	0/0	0-0
10/13/12	at Ole Miss					DID NOT PLAY
10/20/12	* at Vanderbilt	12	7	5	1/1	0-0
10/27/12	TEXAS A&M	2	1	1	0/0	0-0
11/3/12	NEW MEXICO STATE	1	1	0	0/0	0-0
11/10/12	* GEORGIA	7	4	3	0/0	0-0
11/17/12	ALABAMA A&M					DID NOT PLAY
11/24/12	at Alabama					DID NOT PLAY

DATE	OPPONENT	TT	UT	AT	FF/FR	INT-YDS
8/31/13	* WASHINGTON STATE	2	2	0	0.0-0	0.0-0
9/7/13	* ARKANSAS STATE	8	5	3	0.0-0	0.0-0
9/14/13	* MISSISSIPPI STATE*	3	0	3	0.0-0	0.0-0
9/21/13	* at LSU*	8	4	4	2.5-7	1.5-5
10/5/13	* OLE MISS*	2	1	1	0.5-1	0.0-0
10/12/13	* WESTERN CAROLINA	1	1	0	0.0-0	0.0-0
10/19/13	* at Texas A&M*	4	3	1	0.0-0	0.0-0
10/26/13	* FLORIDA ATLANTIC	4	2	2	0.5-2	0.0-0
11/2/13	* at Arkansas*	7	4	3	0.5-0	0.0-0
11/9/13	* at Tennessee*	10	6	4	1.5-4	0.0-0
11/16/13	* GEORGIA*	4	3	1	1.0-1	0.0-0
11/30/13	* ALABAMA*	3	1	2	1.0-1	0.0-0
12/7/13	* vs. Missouri (SECCG)	10	6	4	0.0-0	0.0-0



PATRICK

#51

MILLER

OL

6-7 • 283 • So. • 1L

Palm Beach, Fla. (Dwyer)

Public Administration

2013: returning starter at right offensive tackle... starter in first five games... did not see action against Ole Miss, Western Carolina, Texas A&M and Florida Atlantic... limited snaps at Arkansas, Tennessee

2012: Began true freshman season as backup to Avery Young at right tackle but became a starter ... nine career starts ... saw first career action vs. ULM ... earned first career start vs. LSU at right tackle... enrolled at Auburn in January and participated in spring drills

HIGH SCHOOL: High School Coach: Jack Daniels ... No. 24-ranked offensive tackle nationally, 36th ranked player from the state of Florida and 225th ranked player in the country according to Rivals.com ... ranked 30th among offensive tackles nationally, 31st ranked prospect from the state of Florida and 237th ranked prospect in the country according to Scout.com ... ranked 13th best offensive tackle in the country, ranked 22nd overall from the state of Florida and ranked 133rd nationally according to 247Sports.com ... 23rd-ranked offensive tackle nationally and 38th ranked player from the state of Florida according to ESPN.com ... 24th-ranked prospect from the state of Florida according to SuperPrep ... No. 59 on the Mobile Press-Register's Super Southeast 120 ... ranked 49th on the Orlando Sentinel's Florida Top 100

PERSONAL: Birthday is March 30 ... son of Tom and Catalina Miller ... Major: History



KAMRYN

#37

MELTON

DB

5-10 • 173 • Fr. • HS

Dothan, Ala. (Dothan)

Pre-Business & Marketing

2013: Saw action in three games before suffering knee injury

HIGH SCHOOL: Tremendous in-state cornerback prospect from Dothan ... recorded 64 tackles, two interceptions, eight PBU as a senior for Coach Kelvis White ... 63 tackles, seven PBU as a junior ... forced two turnovers in Alabama-Mississippi All-Star Game ... AL.com Top 15 A-List ... No. 35-ranked corner by Rivals ... No. 47 by Scout ... No. 20 prospect in Alabama, No. 48 DB by 247Sports ... Dothan Eagle Super 12

PERSONAL: Major at Auburn: Pre-Business and Marketing Education ... son of Zann Melton and James Melton

Player Bios



JONATHON #6
MINCY DB
 5-10 • 200 • Jr. • 2L
 East Atlanta, Ga. (Southwest DeKalb)
 Public Administration

2013: Third-year starter at cornerback... 54 tackles for season... 8 solo tackles against Washington State... 6 tackles against Mississippi State... 4 solo tackles at LSU... 3 tackles and a pass deflection in the win over Ole Miss... 10-yard interception against Western Carolina... 7 tackles, 2 PBU at Texas A&M... 2 solo stops vs. Florida Atlantic... team-high 9 tackles at Arkansas... 4 solo stops in Tennessee win... 4 tackles in win over Alabama... 5 tackles, TFL in SEC Championship Game... December, 2013, graduate in public administration

2012: Cornerback who moved into a starting role ... saw early action primarily in the nickel package ... 15 career starts ... four tackles in opener vs. Clemson ... forced a Mississippi State fumble ... seven tackles in the victory over ULM ... starter vs. LSU, making five tackles ... leading tackler against Arkansas with 8 stops and a TFL ... 12-yard sack and five solo stops at Ole Miss ... seven tackles, a TFL and a PBU at Vanderbilt ... six tackles with a TFL vs. Texas A&M ... five solo tackles against Georgia ... five stops at Alabama

2011: Appeared in 13 games with four starts ... tallied 29 tackles, good for 12th on team ... 26 of his 29 tackles were solo stops ... had two pass breakups and one fumble recovery on season ... saw action in the opener against Utah State ... recorded three tackles vs. Mississippi State in increased playing time ... saw extensive action at corner against Clemson ... totaled a career-high five tackles, including four solo stops ... made his first career start against Florida Atlantic, posting two tackles ... started for the second consecutive week at South Carolina ... totaled one tackle and recovered a fumble ... one tackle and one breakup at Arkansas ... started against Samford and recorded two tackles and a deflection ... third on the team with career-high six tackles against Alabama ... equalled career-best with six stops in Chick-fil-A bowl victory over Virginia

2010: Redshirted for the National Champions

HIGH SCHOOL: High School Coach: Buck Godfrey ... No. 29 cornerback is ranked by ESPN.com/Scouts, Inc. ... ranked 27th on the Atlanta Journal-Constitution Top 50 ... rated as the No. 38 cornerback in the nation and the No. 35 player in Georgia by Rivals.com ... No. 65-ranked cornerback by Scout.com ... ranked as the No. 32 player in Georgia by SuperPrep ... named to the All-Southeast Region team by PrepStar ... played in the 2009 Georgia Athletic Coaches Association North-South All-Star Football Classic and the DeKalb County All-Star Game ... honorable mention 2009 4A All-State ... named to the All-Region 6-AAAA in 2008 ... had 58 tackles and five interceptions as a junior in 2008

PERSONAL: Birthday is September 5 ... son of Sonya Mincy ... Major: Public Administration ... co-host of 2013 AUSPYs, campus-wide student-athlete awards show

MINCY'S CAREER DEFENSIVE STATS

YEAR	G/GS	TT	UT	AT	TFL-YDS	OBS-YDS	FF/FR	PD	I/YDS
2011	13/4	29	26	3	0.0-0	0.0-0	0/1	2	0/0
2012	12/11	57	41	16	4.0-26	1.0-12	1/0	1	0/0
2013	13/13	54	43	11	1.0-3	0.0-0	0/0	12	1/10
Totals	38/28	140	110	30	5.0-29	1.0-12	1/1	15	1/10

MINCY'S GAME-BY-GAME DEFENSIVE STATS

DATE	OPPONENT	TT	UT	AT	PD	INT-YDS
9/3/11	UTAH STATE	0	0	0	0	0-0
9/10/11	MISSISSIPPI STATE	3	3	0	0	0-0
9/17/11	at Clemson	5	4	1	0	0-0
9/24/11	* FLORIDA ATLANTIC	2	0	2	0	0-0
10/1/11	* at South Carolina	1	1	0	0	0-0
10/8/11	at Arkansas	1	1	0	1	0-0
10/15/11	FLORIDA	1	1	0	0	0-0
10/22/11	at LSU	1	1	0	0	0-0
10/29/11	OLE MISS	1	1	0	0	0-0
11/12/11	at Georgia	0	0	0	0	0-0
11/19/11	* SAMFORD	2	2	0	1	0-0
11/26/11	ALABAMA	6	6	0	0	0-0
12/31/11	* Virginia (Chick-fil-A)	6	6	0	0	0-0

DATE	OPPONENT	TT	UT	AT	PD	INT-YDS
------	----------	----	----	----	----	---------

9/1/12	Clemson	4	3	1	0	0-0
9/8/12	* at Mississippi State	3	2	1	0	0-0
9/15/12	* ULM	7	5	2	0	0-0
9/22/12	* LSU	5	4	1	1	0-0
10/6/12	* ARKANSAS	8	3	5	0	0-0
10/13/12	* at Ole Miss	5	5	0	0	0-0
10/20/12	* at Vanderbilt	7	4	3	1	0-0
10/27/12	* TEXAS A&M	6	5	1	1	0-0
11/3/12	* NEW MEXICO STATE	1	1	0	1	0-0
11/10/12	* GEORGIA	5	5	0	0	0-0
11/17/12	* ALABAMA A&M	1	1	0	0	0-0
11/24/12	* at Alabama	5	3	2	0	0-0

DATE	OPPONENT	TT	UT	AT	PD	INT-YDS
8/31/13	* WASHINGTON STATE	8	0	8	3	0-0
9/7/13	* ARKANSAS STATE	1	1	0	0	0-0
9/14/13	* MISSISSIPPI STATE*	6	4	2	2	0-0
9/21/13	* at LSU*	4	4	9	1	0-0
10/5/13	* OLE MISS*	3	2	1	1	0-0
10/12/13	* WESTERN CAROLINA	1	0	1	0	1-10
10/19/13	* at Texas A&M*	7	5	2	2	0-0
10/26/13	* FLORIDA ATLANTIC	2	2	0	0	0-0
11/2/13	* at Arkansas*	9	7	2	1	0-0
11/9/13	* at Tennessee*	4	4	0	0	0-0
11/16/13	* GEORGIA*	0	0	0	0	0-0
11/30/13	* ALABAMA*	4	2	2	1	0-0
12/7/13	* vs. Missouri (SECCG)	5	4	1	1	0-0



JAVIERE #16
MITCHELL LB
 6-2 • 205 • R-Fr. • RS
 Leeds, Ala. (Leeds)
 Fitness, Conditioning & Performance

2013: Reserve linebacker who contributes on every special teams unit... pair of tackles against Arkansas State... 5 tackles against Florida Atlantic... recovered an onside kick and had two goal-line tackles at Arkansas ... Stops came on third and fourth down to force the Razorbacks into a turnover on downs

2012: Did not see varsity action for the Tigers while redshirting ... enrolled at Auburn in January but could not fully participate in spring drills recovering from injury

HIGH SCHOOL: High School Coach: Keith Etheredge ... 25th-ranked outside linebacker nationally and 12th-ranked player from the state of Alabama according to Rivals.com ... ranked 17th in the state of Alabama according to Scout.com ... ranked 48th at the outside linebacker position nationally and 16th overall in the state of Alabama by 247Sports.com ... ranked 82nd nationally at outside linebacker and 33rd overall from the state of Alabama by ESPN.com ... 17th-ranked player from the state of Alabama according to SuperPrep ... member of the ESPN All-Alabama Football Team prior to his senior season ... selected to the 3A Alabama Sports Writers Association All-State team as a junior and a senior ... No. 4 on the Birmingham News' list of Alabama's 2012 Super Seniors

PERSONAL: Birthday is December 22 ... grandparents are Ernest and Mary Mitchell ... Major: Fitness, Conditioning and Performance

MITCHELL'S CAREER DEFENSIVE STATS

YEAR	G/GS	TT	UT	AT	TFL-YDS	OBS-YDS	FF/FR	PD	I/YDS
2013	13/0	13	8	5	1.0-1	0.0-0	0/0	0	0/0

Player Bios

MITCHELL'S GAME-BY-GAME DEFENSIVE STATS

DATE	OPPONENT	TT	UT	AT	PD	INT-YDS
8/31/13	WASHINGTON STATE	0	0	0	0.0-0	0.0-0
9/7/13	ARKANSAS STATE	2	0	2	0.0-0	0.0-0
9/14/13	MISSISSIPPI STATE*	0	0	0	0.0-0	0.0-0
9/21/13	at LSU*	0	0	0	0.0-0	0.0-0
10/5/13	OLE MISS*	0	0	0	0.0-0	0.0-0
10/12/13	WESTERN CAROLINA	1	1	0	0.0-0	0.0-0
10/19/13	at Texas A&M*	1	1	0	0.0-0	0.0-0
10/26/13	FLORIDA ATLANTIC	5	3	2	0.0-0	0.0-0
11/2/13	at Arkansas*	2	2	0	1.0-1	0.0-0
11/9/13	at Tennessee*	0	0	0	0.0-0	0.0-0
11/16/13	GEORGIA*	0	0	0	0.0-0	0.0-0
11/30/13	ALABAMA*	1	0	1	0.0-0	0.0-0
12/7/13	vs. Missouri (SECCG)	1	1	0	0.0-0	0.0-0



DEON #75

MIX OL

6-4 • 310 • Fr. • HS
Batesville, Miss. (South Panola)
Pre-Business

2013: Redshirting

HIGH SCHOOL: Versatile, physical offensive guard prospect ... first team all-state for Coach Lance Pogue ... U.S. Army All-American Bowl ... PrepStar All-America ... ranked No. 39 by Scout ... No. 5 player in Mississippi, No. 15 OL by Rivals ... No. 10 in Mississippi, No. 35 OG by 247Sports ... Clarion-Ledger Dandy Dozen ... MaxPreps Mississippi Fab Five

PERSONAL: Major at Auburn: Pre-Business ... son of Shonda Hervey



TYLER #91

NERO DL

6-2 • 271 • R-Fr. • RS
Atmore, Ala. (Escambia County)
Public Administration

2013: Saw first action of career against Western Carolina

2012: Did not see varsity action for the Tigers while redshirting ... SEC First-Year Academic Honor Roll

HIGH SCHOOL: Defensive lineman from Escambia County High ... High School Coach: Mark Heaton ... 22nd-ranked defensive tackle nationally and 10th-ranked player from the state of Alabama according to Rivals.com ... ranked 11th among defensive tackles in the country, ninth overall in the state of Alabama and 98th nationally according to Scout.com ... ranked 12th among defensive tackles nationally, ninth from the state of Alabama and 157th overall nationally on 247Sports.com ... ranked 33rd at defensive tackle nationally and 17th overall in the state of Alabama according to ESPN.com ... ranked 11th overall from the state of Alabama according to SuperPrep ... ranked 11th on the Birmingham News' 2012 list of Super Seniors ... member of the ESPN All-Alabama Team prior to his senior season ... honorable mention 4A Alabama Sports Writers Association All-State in junior and senior seasons ... four-star prospect according to Rivals, Scout, and 247Sports.com ... registered 69 tackles, including 17 tackles for loss, one sack, 17 QB hurries, one forced fumble and one fumble recovery as a senior ... in his junior season, recorded 72 tackles including 19 tackles for loss, nine sacks, forced two fumbles and blocked four punts

PERSONAL: Birthday is November 30 ... son of Norman Nero and Kim Gaines ... Major: Public Administration



JABRIAN #93

NILES DL

6-2 • 293 • So. • 1L
Mobile, Ala. (Davidson)
Public Administration

2013: Played in three games ... Totaled two tackles ... Registered the first sack of his career against Western Carolina

2012: Saw action in four games for the Tigers

2011: Did not play while redshirting for the Chick-fil-A Bowl champions

HIGH SCHOOL: High School Coach: Fred Riley ... ranked the No. 19 defensive end in the nation by ESPN/Scouts.com ... rated the No. 31 strongside defensive end in the nation by Rivals.com and the No. 12 overall player in Alabama ... ranked as the No. 27 defensive end in the nation and the No. 7 player in Alabama by Scout.com ... SuperPrep All-American, and the nation's No. 42 defensive lineman and the No. 6 recruit from Alabama ... named to the All-Southeast Region team by PrepStar ... rated No. 9 on the Mobile Press-Register's Elite 18 and No. 114 in the Press-Register's Super Southeast 120 ... ranked No. 15 on the Birmingham News' list of the Alabama Super Seniors ... honorable mention Class 6A all-state as a senior ... as a junior in 2009, totaled 66 tackles with eight TFL, one sack, two fumble recoveries, 10 PBU and 31 QB hurries ... began high school career as a quarterback before moving to defense as a sophomore

PERSONAL: Birthday is October 6 ... son of Kennard Simon and Telva Niles ... Major: Public Administration



WADE #32

NORBERG TE

6-6 • 210 • Jr. • JC
South Lake Tahoe, Calif. (Santa Barbara CC)
Economics

2013: Has not seen snaps

JUNIOR COLLEGE/HIGH SCHOOL: Played left tackle at Santa Barbara (Calif.) City College earning all-state JUCO honors ... unanimous first team all-American Pacific Conference selection for Coach Craig Moropoulos ... second team all-Northern 3A for Coach Kevin Hennessee at South Tahoe High ... also a basketball letterman

PERSONAL: Birthday is December 18 ... son of Keith and Noreen Norberg ... has two siblings, Rand and Drew ... earned Associate's degree at Santa Barbara ... major at Auburn: economics

Player Bios



LADARIUS #10

OWENS DE

6-2 • 250 • Jr. • 3L

Bessemer, Ala. (Jess Lanier)

Communication

2013: Defensive end who has earned a starting role... 28 tackles, 4.5 TFL for season... first college start came against Washington State... 8 tackles, with a 7-yard sack and 2 TFL, against Arkansas State... 5 tackles, TFL, 2 QB hurries against Ole Miss... 13-yard sack at Texas A&M... 2 tackles in Tennessee win... 2 QB hurries in SEC Championship Game

2012: Played behind Corey Lemonier at defensive end ... TFL at Ole Miss ... pair of stops and a TFL vs. New Mexico State ... two solo tackles against Georgia ... three tackles, 1.5 TFL against Alabama A&M

2011: Played in six games ... nine tackles, 2.5 TFL (-8) on season ... recorded one tackle against Mississippi State ... posted three tackles, a TFL and a QB hurry against FAU ... made a pair of stops and added a sack as part of 1.5 TFL in win over South Carolina ... two tackles at Arkansas ... missed five games after suffering an injury at Arkansas ... returned to action against Alabama ... one tackle against Virginia in Chick-fil-A Bowl

2010: Redshirted for the National Champions

HIGH SCHOOL: Coach: Billy Woodham ... 128th on the Rivals.com Rivals250 ... No. 8-ranked outside linebacker and No. 4 player in Alabama by Rivals.com ... ranked No. 138 in the ESPN 150 ... No. 14-rated defensive end by ESPN.com/Scouts Inc. ... No. 17-rated outside linebacker by Scout.com ... named an All-American, the No. 7 linebacker and the No. 4 player in Alabama by SuperPrep ... PrepStar All-America team ... 2009 EA SPORTS Third-Team All-American ... 2010 Under Armour All-American game ... 2009 Alabama-Mississippi All-Star game participant and had two sacks in the game ... honorable mention selection to the Class 6A All-State Team by the Alabama Sports Writers Association as a senior and junior ... No. 4 on the Mobile Press-Register's 2009 Elite 18 ... No. 13 on the Birmingham News' list of the Alabama Super Seniors ... No. 46 on the Mobile Press-Register's Super Southeast 120 ... honorable mention Orlando Sentinel 2009 All-Southern football team ... finished senior season with 80 tackles, 20.5 sacks and two forced fumbles ... recorded 92 tackles and 18 sacks as a junior

PERSONAL: Birthday is September 18 ... son of Ora Owens ... his uncle James Owens was the first black scholarship football player at Auburn ... Major: Communication

OWENS' CAREER DEFENSIVE STATS

YEAR	G/GS	TT	UT	AT	TFL-YDS	OBS-YDS	FF/FR	PD	QBH
2011	6/0	9	5	4	2.5-8	1.0-6	0/0	0	1
2012	12/0	12	7	5	3.0-9	0.0-0	0/0	0	1
2013	13/11	28	12	16	4.5-23	2.0-20	0/0	0	11
Totals	31/11	49	24	25	10.0-40	3.0-26	0/0	0	13

OWENS' GAME-BY-GAME DEFENSIVE STATS

DATE	OPPONENT	TT	UT	AT	TFL-YDS	OBS-YDS
9/3/11	UTAH STATE	DID NOT PLAY				
9/10/11	MISSISSIPPI STATE	1	0	1	0.0-0	0.0-0
9/17/11	at Clemson	DID NOT PLAY				
9/24/11	FLORIDA ATLANTIC	3	2	1	1.0-1	0.0-0
10/1/11	at South Carolina	2	1	1	1.5-7	1.0-6
10/8/11	at Arkansas	2	1	1	0.0-0	0.0-0
10/15/11	FLORIDA	DID NOT PLAY				
10/22/11	at LSU	DID NOT PLAY				
10/29/11	OLE MISS	DID NOT PLAY				
11/12/11	at Georgia	DID NOT PLAY				
11/19/11	SAMFORD	DID NOT PLAY				
11/26/11	ALABAMA	0	0	0	0.0-0	0.0-0
12/31/11	Virginia (Chick-fil-A)	1	1	0	0.0-0	0.0-0

DATE	OPPONENT	TT	UT	AT	TFL-YDS	OBS-YDS
9/1/12	Clemson	0	0	0	0.0-0	0.0-0
9/8/12	at Mississippi State	1	1	0	0.0-0	0.0-0
9/15/12	ULM	1	0	1	0.0-0	0.0-0
9/22/12	LSU	0	0	0	0.0-0	0.0-0
10/6/12	ARKANSAS	0	0	0	0.0-0	0.0-0
10/13/12	at Ole Miss	1	0	1	0.5-1	0.0-0
10/20/12	at Vanderbilt	0	0	0	0.0-0	0.0-0
10/27/12	TEXAS A&M	0	0	0	0.0-0	0.0-0
11/3/12	NEW MEXICO STATE	2	2	0	1.0-2	0.0-0
11/10/12	GEORGIA	2	2	0	0.0-0	0.0-0
11/17/12	ALABAMA A&M	3	1	2	1.5-6	0.0-0
11/24/12	at Alabama	1	1	0	0.0-0	0.0-0

DATE	OPPONENT	TT	UT	AT	TFL-YDS	OBS-YDS
8/31/13	* WASHINGTON STATE	2	1	1	0.0-0	0.0-0
9/7/13	ARKANSAS STATE	8	3	5	2.0-8	1.0-7
9/14/13	MISSISSIPPI STATE*	3	0	3	0.5-1	0.0-0
9/21/13	* at LSU*	2	0	2	0.0-0	0.0-0
10/5/13	* OLE MISS*	5	3	2	1.0-1	0.0-0
10/12/13	* WESTERN CAROLINA	1	1	0	0.0-0	0.0-0
10/19/13	* at Texas A&M*	2	1	1	1.0-13	1.0-13
10/26/13	* FLORIDA ATLANTIC	0	0	0	0.0-0	0.0-0
11/2/13	* at Arkansas*	1	1	0	0.0-0	0.0-0
11/9/13	* at Tennessee*	2	1	1	0.0-0	0.0-0
11/16/13	* GEORGIA*	1	1	0	0.0-0	0.0-0
11/30/13	* ALABAMA*	1	0	1	0.0-0	0.0-0
12/7/13	* vs. Missouri (SECCG)	0	0	0	0.0-0	0.0-0



CODY #36

PARKEY K

6-0 • 190 • Sr. • 3L

Jupiter, Fla. (Jupiter)

Communication

2013: Veteran placekicker... first in the nation with 67 touchbacks... had his SEC long string of 90 consecutive PAT kicks made (seventh nationally) snapped by a blocked kick at Tennessee... ranks in top 5 in all Auburn kicking categories... 140 of 242 career kickoffs have been touchbacks (.579)... 3-4 on field goals vs. Washington State, making from 47, 26, 42 and missing from 50 yards... field goals of 40, 19, 47 yards vs. Mississippi State... make of 23, miss of 54 vs. Ole Miss, breaking a string of eight consecutive field goals... 27-yard FG at Texas A&M... string of 19 made FG from 45 yards and in was broken against Florida Atlantic... field goals of 22, 35, 32 yards in Georgia win with one blocked from 36 yards... career long 52-yard field goal in SEC Championship Game, a title game record... Lou Groza Award watch list... preseason second team All-SEC (SEC coaches, SEC media, Phil Steele, Athlon)... Phil Steele midseason 2nd-team All-SEC... December, 2013, graduate in communication... Senior Bowl invite ... Second team preseason All-SEC (SEC Coaches, SEC Media, Birmingham News, Phil Steele, Athlon)... Lou Groza Award preseason watch list

2012: Second-year starting placekicker ... 11-14 on field goals and 27-27 PAT for season ... now has an active string of 51 consecutive PAT ... made nine consecutive field goals before missing a 49-yard attempt against Arkansas ... fourth in career FG% at Auburn (75.0, 24-32) ... 33 touchbacks on 48 kickoffs (68.7%) ... 4-4 on FG vs. Clemson at Georgia Dome, including a career-long 46-yarder ... four FG tied Chick-fil-A Kickoff Classic record ... 23-yard field goal at Mississippi State ... kicked 35-yard game-winner in overtime vs. ULM ... made 40-yard FG vs. LSU ... missed on 49-yarder vs. Arkansas ... connected from career-long 46 yards and 31 yards at Ole Miss ... field goals of 27 and 39 yards at Vanderbilt ... missed 48-yard attempt vs. Texas A&M ... missed 47-yarder vs. New Mexico State ... SEC Special Teams player of week (ULM) ... Groza Award star of the week (Clemson) ... Lou Groza Award watch list ... preseason all-SEC 3rd team (SEC media), 4th team (Phil Steele) ... mid-season 1st team all-SEC (CBS Sports); 2nd team (Phil Steele)

2011: Phil Steele All-SEC Third Team ... Phil Steele Midseason All-SEC Third Team ... played in 13 games ... 38 touchbacks, the second most in the SEC and third most in FBS ... connected on 13-18 field goals (72.2 pct) and 41-42 PATs ... also handled all kickoff duties, averaging 68.9 yards per kick ... led team with 80 points ... kicked off seven times with four touchbacks in the opener with Utah State ... perfect on six extra-point tries ... made the first two field goals of his collegiate career (43 and 37) against Mississippi State ... averaged 69.6 yards on eight kickoffs ... recorded four touchbacks ... perfect on five PAT ... successful on

Player Bios

his lone field goal attempt against Clemson, a 38-yarder ... perfect on three PAT ... converted three of four field goals against FAU (41, 31, 37) ... connected on a 21-yard attempt at South Carolina ... two touchbacks on three kickoffs at Arkansas ... connected on both PAT tries ... booted a 42-yard field goal with 35 seconds remaining to ice the win over Florida ... hit his only attempt of the day - a 42-yarder - at LSU ... converted on two field goals (40, 31) against Ole Miss ... missed a 32-yard attempt against Samford ... recorded three touchbacks against Alabama ... hit 2-3 field goals including a then-career-long 45-yarder in Chick-fil-A Bowl win over Virginia

2010: Appeared in seven games, averaging 63.2 yards on 35 kickoffs ... kicked off seven times for 424 yards, averaging 60.6 yards per kick in season opener vs. Arkansas State ... did not play in SEC opener at Mississippi State ... kicked off once for 50 yards vs. Clemson ... against ULM, kicked off five times, averaging 64.8 yards per kick ... against Kentucky, kicked off six times for 63.0 ypk average ... did not play vs. Arkansas or LSU ... against Ole Miss, kicked off five times for a 68.2 ypk average ... against UTC, averaged 62.9 yards on 10 kickoffs with a pair of touchbacks ... did not play vs. Georgia or Alabama ... kicked off once for 65 yards vs. South Carolina in SEC Championship Game

HIGH SCHOOL: High School Coach: Charlie Persson ... No. 1-ranked kicker by ESPN.com/Scouts Inc. ... No. 2-ranked placekicker by Scout.com ... ranked by Rivals.com as the No. 1 most accurate kicker and the No. 6 kicker overall ... 2010 Under Armour All-American game ... named to the PrepStar All-America team ... 2009 EA SPORTS Third-Team All-American ... 8-9 on PATs and 9-12 on FG attempts in his senior season including a long of 42 yards ... all of his missed field goal attempts came from at least 49 yards ... kicked field goals of 51 and 43 yards during the Outback All-Star game in Palm Beach, Fla.

PERSONAL: Birthday is February 19 ... son of Doug Sr. and Kelly Parkey ... Major: Communication

PARKEY'S CAREER KICKING STATS

YEAR	FG-A	Pct.	0-19	20-29	30-39	40-49	50+	PAT	PTS
2010	0-0	.000	0-0	0-0	0-0	0-0	0-0	2-2	2
2011	13-18	.722	0-0	1-1	6-7	6-10	0-0	41-42	80
2012	11-14	.786	0-0	3-3	5-5	3-6	0-0	27-27	60
2013	14-19	.737	1-1	4-4	3-4	5-6	1-4	62-63	104
Totals	38-51	.748	1-1	8-8	14-16	13-22	1-4	132-134	246

PARKEY'S CAREER GAME HIGH STATS

	No.	Opponent
FG Attempts	4	Florida Atlantic (2011); Clemson (2012)
FGs Made	4	Clemson (2012)
Career Long	52	SEC Championship Game (2013)
Consecutive FG	9	Virginia 2011 through LSU 2012
Most PAT	7	Alabama A&M (2012)
Consecutive PAT	90	South Carolina 2011 through Tennessee 2013



BLAKE #32

POOLE DB

5-11 • 192 • Sr. • 1L
Buchanan, Ga. (Haralson County)
Interdisciplinary Studies

2013: Awarded scholarship during fall camp ... Saw action in three games

2012: Saw limited action against Alabama A&M

2011: Contributed as a member of the scout teams for the Chick-fil-A Bowl champions

2010: Scout team participant for the BCS national champions

2009: Joined team as walk-on ... scout team contributor for Outback Bowl champions

HIGH SCHOOL: Coach: Frank Vohun ... 135 career receptions, 26 TDs ... Red Zone and West Georgia player of year ... team captain and two-year MVP ... state champion in powerlifting as a junior and senior ... active in FCA and FFA

PERSONAL: Birthday is March 13 ... son of Allen Poole and Candice Spencer ... Major: Interdisciplinary Studies in Agricultural Leadership and Political Science ... loves cattle and chicken farming ... member of Block and Bridle at Auburn



GIMEL

#42

PRESIDENT

DL

6-4 • 248 • R-Fr. • RS

Mt. Pleasant, S.C. (Wando)

Strength, Conditioning & Fitness

2013: Played in three games ... Totaled three tackles

2012: Did not see varsity action for the Tigers while redshirting

High School: Impressive defensive end from Wando High in South Carolina ... High School Coach: Jim Noonan ... 14th-ranked prospect from the state of South Carolina according to Rivals.com ... ranked ninth in the state of South Carolina by Scout.com ... 42nd-ranked strong side defensive end and 15th-ranked player from the state of South Carolina on 247Sports.com ... 41st-ranked defensive end nationally and 10th-ranked player from the state of South Carolina according to ESPN.com ... ranked 14th on the SuperPrep South Carolina 35 ... selected to ESPN All-South Carolina Team prior to senior season ... 2012 Parade All-America team ... participated in the 2011 Shrine Bowl of the Carolinas following his senior season ... three-star prospect according to Rivals, Scout, ESPN and 247Sports.com ... recorded 77 tackles, including 24 tackles for loss, five sacks, three forced fumbles, three fumble recoveries and 11 pass breakups as a senior ... as a junior, recorded 83 tackles (37 solo), three TFL

Personal: Birthday is June 24 ... son of Zola and Delores Simmons ... Major: Fitness, Conditioning and Performance

Player Bios



JAY #35
PROSCH FB
 6-0 • 258 • Sr. • 1L
 Mobile, Ala. (Illinois)
 Business



MELVIN #82
RAY WR
 6-3 • 213 • So. • 1L
 Tallahassee, Fla. (North Florida Christian)
 Public Administration

2013: Started 10 games at H-back... has not graded lower than 92% as a blocker in any game this year... a starter on three special teams units... Three receptions gained 31 yards against Arkansas State... 8-yard reception from Jeremy Johnson vs. Western Carolina was his first career TD catch... 56-yard reception vs. Texas A&M... Senior Bowl invite ... Represented the Tigers at SEC Media Days

2012: Starting fullback ... FWAA Courage Award weekly honoree ... Mobile native who obtained an NCAA waiver to transfer from Illinois in January as his mother was battling brain cancer ... mother passed away from brain cancer the day after the Clemson game ... funeral was Thursday before Mississippi State ... first carry at Auburn was a three-yard gain against Arkansas ... 8-yard reception and 4-yard rush at Ole Miss ... pair of catches at Vanderbilt ... scored first career TD on a 1-yard run against New Mexico State ... 3-yard TD carrying the pile against Alabama A&M ... served as game captain for Mississippi State, Vanderbilt ... enrolled at Auburn in January and participated in spring drills ... named to Bruce Feldman's "Freaks" list on CBSsports.com of Workout Warriors list prior to the 2012 season for his prowess in the weight room, the second consecutive year he was listed

2011 (ILLINOIS): As a sophomore, played in 12 games, starting five ... served as the team's primary fullback and also played on special teams ... named first-team All-American by Pro Football Weekly ... shared team's Outstanding Special Teams Player award with kicker Derek Dimke ... led the Illini with 10 tackles on special teams ... did not play in the Illini's Kraft Fight Hunger Bowl victory due to a staph infection in his knee ... rushed once for a career-high nine yards on a fake punt against Minnesota ... got first career carry (no gain) against Western Michigan ... Academic All-Big Ten honoree

2010 (ILLINOIS): Played in all 13 games as a true freshman, starting seven at fullback ... had one reception for one yard on the season ... helped pave the way for Illinois' single-season rushing leader, Mikel Leshoure, and the Big Ten's top rushing offense in 2010 ... tallied a yard on first career reception at Michigan ... started at fullback in his first career game against Missouri in St. Louis

HIGH SCHOOL: High School Coach: Terry Curtis ... first-team ASWA 4A All-State selection at linebacker as a senior ... played in the Alabama/Mississippi All-Star game ... named the 4A Lineman of the Year by the Alabama Sports Writers Association ... recorded 199 total tackles, 114 solo stops, 16 for loss, five pass break-ups and a sack as a senior ... averaged 15.9 tackles per game ... first-team ASWA 4A All-State selection at offensive line as a junior ... team captain as a senior ... used as a fullback in short yardage situations and rushed five times for 16 yards and a touchdown ... helped lead UMS-Wright Bulldogs to the 4A AHSAA state championship in 2008 ... Mobile Optimist Club Player of the Year

PERSONAL: Birthday is August 21 ... son of the late Iris Prosch and Jerry Prosch ... Major: Business

PROSCH'S CAREER RUSHING STATS

YEAR	G/GS	NO	YDS	AVG	TD	LP/OPPONENT
2010 (Ill.)	13	0	0	0.0	0	0
2011 (Ill.)	12	2	9	4.5	0	9/Minnesota
2012 (Aub.)	12	12	38	3.2	2	5/Vanderbilt
2013 (Aub.)	13	0	0	0.0	0	0
Totals	48	14	47	3.4	2	9/Minnesota

PROSCH'S CAREER RECEIVING STATS

YEAR	G	NO	YDS	AVG	TD	LP/OPPONENT
2010 (Ill.)	13	1	1	1.0	0	1/Michigan
2011 (Ill.)	12	0	0	0.0	0	0
2012 (Aub.)	12	5	19	3.8	0	8/Ole Miss
2013 (Aub.)	13	5	95	19.0	1	56/Texas A&M
Totals	48	11	115	7.9	1	56/Texas A&M

2013: Receiver who played minor league baseball before coming to Auburn... also valuable on special teams ... three catches for 44 yards in win over Western Carolina... 14-yard reception in Georgia win

2012: Played in all 12 games for Auburn, contributing mainly on the special teams
HIGH SCHOOL: Coach: Casey Weldon ... No. 18 wide receiver prospect in the nation and the No. 18 overall player in Florida according to Rivals.com ... ranked No. 23 among wide receivers nationally by ESPN.com ... Mobile Press-Register Super Southeast 120 ... Atlanta Journal-Constitution Super South 100 ... No. 39 wide receiver in the nation and the No. 24 prospect in Florida according to SuperPrep ... Class 1A First Team All-State ... Scout.com Southeast 150 ... played for Chiles High School before transferring to North Florida Christian before his senior season ... made 53 catches for 1,058 yards and 16 touchdowns as a senior while leading team to a 12-2 record and Florida Class 1A state runner-up honors ... earned First Team All-Big Bend honors as a senior ... caught 36 passes for 518 yards and five touchdowns while returning a kickoff and two punts for touchdowns on special teams as a junior ... selected by the Los Angeles Dodgers out of North Florida Christian College (Tallahassee, Fla.) in the 33rd round (997th overall) of the June 2008 MLB First-Year Player Draft ... hit .184 with two home runs and 14 RBIs during his three-year stint in the minors ... also stole nine bases

PERSONAL: Birthday is April 23 ... son of Bobbie Ray and Melvin Ray Sr. ... has six siblings: Travis, Jino, Brandy, Bridgette, Frizel and Briel ... Major: Public Administration

RAY'S CAREER RECEIVING STATS

YEAR	G/GS	NO	YDS	AVG	TD	LP/OPPONENT
2013	10/1	4	58	14.5	0	24/Western Carolina

Player Bios



TROVON

#1

REED

WR

6-0 • 190 • Jr. • 2L

Thibodaux, La. (Thibodaux)

Rehab & Disability Studies

2013: Veteran receiver... pair of receptions against Arkansas State... 15-yard catch as a starter vs. Western Carolina... 2 catches gained 24 yards vs. Florida Atlantic... 23-yard reception in SEC Championship Game vs. Missouri

2012: Part of the rotation at wide receiver ... pair of catches for 37 yards against Arkansas, with a long gain of 31 yards ... six-yard reception at Vanderbilt ... two catches vs. Texas A&M ... 40-yard touchdown catch from Jonathan Wallace vs. New Mexico State ... nine-yard reception against Alabama A&M

2011: Played in 10 games with two starts ... 21 receptions for 164 yards ... 21 catches ranked fourth on team ... recorded the first receptions of his career against Utah State ... finished with four catches for 33 yards ... one reception for no gain against Mississippi State ... three catches for 31 yards at Clemson, while making first career start ... also rushed two times for 12 yards ... five receptions for 27 yards against Florida Atlantic ... returned from injury at LSU and had two catches for 26 yards ... started at wide receiver against Ole Miss - his second start of the season ... saw action at wide receiver against Georgia ... team-high four receptions for 44 yards against Samford ... two receptions for three yards against Alabama

2010 | Appeared in one game, rushing twice for eight yards against Clemson

HIGH SCHOOL: High School Coach: Dennis Lorio ... ranked No. 39 on the ESPN 150 ... No. 6 athlete by ESPN.com/Scouts Inc. ... ranked 46th on the Rivals.com Rivals100 ... No. 4-rated athlete and the top prospect in Louisiana by Rivals.com ... No. 7-ranked wide receiver by Scout.com ... named to the PrepStar Dream Team as the No. 26-ranked player in the nation ... ranked No. 41 overall and the No. 5 wide receiver in the SuperPrep Elite 50 ... also named an All-American and the top player in Louisiana by SuperPrep ... No. 2-rated defensive back and No. 80-ranked player by Tom Lemming on Maxpreps.com ... 2010 Army All-American Bowl ... played in the 2009 Hawaii/Polynesia-Mainland Bowl ... No. 9 on the Mobile Press-Register's Super Southeast 120 ... Orlando Sentinel's 2009 All-Southern football team ... as a senior, rushed for 703 yards and nine touchdowns and passed for 826 yards and six scores despite missing five games due to injury ... as a junior, rushed for 746 yards and 10 touchdowns on 91 attempts, completed 28-52 passes for 10 TD and caught 19 passes for 344 yards and a touchdown

Personal: Birthday is December 30 ... Major: Rehabilitation and Disability Studies

REED'S CAREER RECEIVING STATS

YEAR	G/GS	NO	YDS	AVG	TD	LP/OPPONENT
2010	1/0	0	0	0.0	0	--
2011	10/2	21	164	7.8	0	25/LSU
2012	12/0	9	122	13.6	1	40/New Mexico St
2013	13/2	9	98	10.9	0	23/Missouri (SEC Championship)
Totals	36/4	39	384	10.8	1	40/New Mexico St

REED'S CAREER PUNT RETURN STATS

YEAR	G/GS	NO	YDS	AVG	TD	LP/OPPONENT
2011	10/2	8	42	5.2	0	9/Utah State and MSU
2012	12/0	2	25	12.5	0	15/Arkansas
2013	12/2	1	-4	-4.0	0	--
Totals	34/4	11	63	4.6	0	15/Arkansas

REED'S GAME-BY-GAME RECEIVING STATS

DATE	OPPONENT	REC	YDS	AVG	TD	TD REC
9/3/11	UTAH STATE	4	33	8.3	0	--
9/10/11	MISSISSIPPI STATE	1	0	0.0	0	--
9/17/11	* at Clemson	3	31	10.3	0	--
9/24/11	FLORIDA ATLANTIC	5	27	5.4	0	--
10/1/11	at South Carolina					DID NOT PLAY
10/8/11	at Arkansas					DID NOT PLAY
10/15/11	FLORIDA					DID NOT PLAY
10/22/11	at LSU	2	26	13.0	0	--
10/29/11	* OLE MISS	0	0	0.0	0	--
11/12/11	at Georgia	0	0	0.0	0	--
11/19/11	SAMFORD	4	44	11.0	0	--
11/26/11	ALABAMA	2	3	1.5	0	--
12/31/11	Virginia (Chick-fil-A)	0	0	0.0	0	--

DATE	OPPONENT	REC	YDS	AVG	TD	TD REC
9/1/12	Clemson	0	0	0.0	0	--
9/8/12	at Mississippi State	1	17	17.0	0	--
9/15/12	ULM	0	0	0.0	0	--
9/22/12	LSU	0	0	0.0	0	--
10/6/12	ARKANSAS	2	37	18.5	0	--
10/13/12	at Ole Miss	1	4	4.0	0	--
10/20/12	at Vanderbilt	1	6	6.0	0	--
10/27/12	TEXAS A&M	2	9	4.5	0	--
11/3/12	NEW MEXICO STATE	1	40	40.0	1	40
11/10/12	GEORGIA	0	0	0.0	0	--
11/17/12	ALABAMA A&M	1	9	9.0	0	--
11/24/12	at Alabama	0	0	0.0	0	--

DATE	OPPONENT	REC	YDS	AVG	TD	TD REC
8/31/13	WASHINGTON STATE	0	0	0.00	0	--
9/7/13	ARKANSAS STATE	2	24	12.00	0	--
9/14/13	* MISSISSIPPI STATE	2	12	6.00	0	--
9/21/13	at LSU	1	0	0.00	0	--
10/5/13	OLE MISS	0	0	0.00	0	--
10/12/13	* WESTERN CAROLINA	1	15	15.00	0	--
10/19/13	at Texas A&M	0	0	0.00	0	--
10/26/13	FLORIDA ATLANTIC	2	24	12.00	0	--
11/2/13	at Arkansas	0	0	0.00	0	--
11/9/13	at Tennessee	0	0	0.00	0	--
11/16/13	GEORGIA	0	0	0.00	0	--
11/30/13	ALABAMA	0	0	0.00	0	--
12/7/13	vs. Missouri (SECCG)	1	23	23.00	0	--

REED'S GAME-BY-GAME PUNT RETURN STATS

DATE	OPPONENT	NO	YDS	AVG	TD	TD REC
9/3/11	UTAH STATE	2	13	6.5	0	--
9/10/11	MISSISSIPPI STATE	1	9	9.0	0	--
9/17/11	* at Clemson	2	6	3.0	0	--
9/24/11	FLORIDA ATLANTIC	3	14	4.7	0	--
10/1/11	at South Carolina					DID NOT PLAY
10/8/11	at Arkansas					DID NOT PLAY
10/15/11	FLORIDA					DID NOT PLAY
10/22/11	at LSU	0	0	0.0	0	--
10/29/11	* OLE MISS	0	0	0.0	0	--
11/12/11	at Georgia	0	0	0.0	0	--
11/19/11	SAMFORD	0	0	0.0	0	--
11/26/11	ALABAMA	0	0	0.0	0	--
12/31/11	Virginia (Chick-fil-A)	0	0	0.0	0	--

DATE	OPPONENT	NO	YDS	AVG	TD	TD REC
9/1/12	Clemson	0	0	0.0	0	--
9/8/12	at Mississippi State	0	0	0.0	0	--
9/15/12	ULM	0	0	0.0	0	--
9/22/12	LSU	0	0	0.0	0	--
10/6/12	ARKANSAS	2	25	12.5	0	--
10/13/12	at Ole Miss	0	0	0.0	0	--
10/20/12	at Vanderbilt	0	0	0.0	0	--
10/27/12	TEXAS A&M	0	0	0.0	0	--
11/3/12	NEW MEXICO STATE	0	0	0.0	0	--
11/10/12	GEORGIA	0	0	0.0	0	--
11/17/12	ALABAMA A&M	0	0	0.0	0	--
11/24/12	at Alabama	0	0	0.0	0	--

Player Bios



DIMITRI #86

REESE WR

5-11 • 180 • Jr. • SQ
Birmingham, Ala. (Clay-Chalkville)
Physical Education

2013: Awarded scholarship during fall camp ... Saw action against Western Carolina and Florida Atlantic

2012: Did not see varsity action for the Tigers

HIGH SCHOOL: High School Coach: Jerry Hood ... Birmingham News player of the week for returning a blocked field goal 84 yards and an interception 45 yards, both for scores, in the same game ... Quarterback Club award winner ... also a basketball letterman ... SGA president, National Honor Society, FCA youth leader

PERSONAL: Birthday is October 8 ... son of Glenn and Jannifer Reese ... has one brother, DeArlo ... Major: Physical Activity and Health Education



GREG #73

ROBINSON OL

6-5 • 320 • So. • 1L
Thibodaux, La. (Thibodaux)
Public Administration

2013: Returning starter at left offensive tackle... has started every game... AP first team All-SEC ... Paved the way for a pair of 1,000 yard rushers ... Helped Auburn to program record for rushing yards and rushing touchdowns

2012: Redshirt freshman starting at left offensive tackle ... made 11 starts ... saw first collegiate action vs. Clemson ... SEC Honor Roll

2011: Did not play while redshirting for the Chick-fil-A Bowl champions

HIGH SCHOOL: Ranked the No. 2 offensive guard in the nation, the No. 4 recruit from Louisiana and the No. 90 overall prospect in the nation by Rivals.com ... rated as No. 7 offensive guard in the nation by Scout.com ... ranked as the No. 9 offensive tackle in the nation, the No. 7 recruit from Louisiana and the No. 109 player overall nationally by 247Sports ... listed as the nation's No. 10 offensive guard by ESPN.com/Scouts, Inc. ... named to the PrepStar Dream Team as the No. 49-ranked player in the nation ... ranked as the nation's No. 8 offensive tackle and the No. 52 overall prospect in the MaxPreps Top 100 ... named a SuperPrep All-American, and the nation's No. 20 offensive lineman and the No. 3 recruit from Louisiana by SuperPrep ... ranked No. 17 in the Mobile Press-Register's Super Southeast 120 ... Orlando Sentinel's All-Southern Team as a first-team selection from Louisiana ... did not play on the offensive line until junior year of high school after playing defensive line as a freshman ... U.S. Army All-American Bowl ... twice an all-state lineman

PERSONAL: Birthday is October 21 ... son of the late Greg Blackledge and Rhonda Robinson ... high school teammate of current Tiger Trovon Reed ... Major: Public Administration



CRAIG #13

SANDERS DE

6-4 • 245 • Sr. • 3L
Ariton, Ala. (Ariton)
Human Development & Family Studies

2013: Veteran defensive end... 20 tackles for season... first college start came against Washington State... two TFL against the Cougars... 4 tackles and a sack vs. Arkansas State... suffered an ankle injury week of the LSU game... tackle and QB hurry vs. Ole Miss... 2 solo tackles vs. Western Carolina... 3 tackles at Texas A&M... 3 tackles, TFL in Tennessee win... 3 tackles in SEC Championship Game...

2012: Part of the veteran rotation at defensive end ... pair of tackles against Arkansas ... four tackles, 1.5 TFL in Ole Miss game, playing his most snaps of the season ... missed Georgia game with injury

2011: Appeared in all 13 games ... notched 13 tackles with four tackles for loss (-16) and a sack (-5) ... recorded two tackles in the season opener ... also tallied half a TFL (-6) against Utah State ... three tackles, including 1.5 TFL, against Mississippi State ... credited with two tackles, one TFL against FAU ... also forced a fumble ... credited with one QB hurry against Florida ... TFL (-5) at LSU ... two tackles and a QB hurry in win over Ole Miss ... one tackle at Georgia ... solo stop in Chick-fil-A Bowl win against Virginia

2010: Appeared in 13 games and totaled eight tackles ... fifth on team with seven special teams tackles ... saw limited snaps in season opener vs. Arkansas State, totaling three solo tackles, all on special teams ... recorded one solo tackle in SEC opener at Mississippi State ... one tackle vs. Arkansas ... returned two kickoffs (first of career) for 32 yards with a long return of 17 yards ... solo tackle vs. Georgia ... in SEC Championship Game vs. South Carolina, registered first career sack (-6) ... played but did not have a tackle in BCS National Championship Game

HIGH SCHOOL: High School Coach: David Collins ... four-star prospect according to Scout.com ... played in the Alabama-Mississippi All-Star Classic after his senior season ... named by Rivals.com to the Rivals250 and the nation's No. 12 weakside defensive end ... listed as the nation's No. 25 defensive end by Scout.com ... rated the nation's No. 40 defensive end by ESPN/Scouts Inc. ... in 11 games as a junior, had 71 tackles, including 32 for loss and 12 quarterback sacks ... rushed for 1,057 yards with 16 touchdowns while catching 13 passes ... as a sophomore had 79 stops including 19 sacks in 12 games ... rushed for 422 yards and two TDs on 49 attempts as a sophomore, while catching nine balls for 200 yards and five scores ... also played baseball and was member of powerlifting team that won Class 1A State Championship in 2009 ... won 2009 state powerlifting title at 205-232 pound class with a 405-pound squat, 325-pound bench press and 300-pound power clean

PERSONAL: Birthday is August 10 ... son of David and Dianne Grice and Tony and Donna Sanders ... Major: Human Development and Family Studies ... received his bachelor's degree in August

SANDERS' CAREER DEFENSIVE STATS

YEAR	G/GS	TT	UT	AT	TFL-YDS	OBS-YDS	FF/FR	QBH	I/YDS
2010	13/0	8	7	1	1.0-6	1.0-6	0/0	0	0/0
2011	13/0	13	9	4	4.0-16	1.0-5	1/0	3	0/0
2012	11/0	9	6	3	1.5-3	0.0-0	0/0	0	0/0
2013	12/3	20	12	8	3.0-9	0.5-3	0/0	7	0/0
Totals	49/3	50	34	16	9.5-34	2.5-14	1/0	10	0/0

Player Bios

SANDERS' GAME-BY-GAME DEFENSIVE STATS

DATE	OPPONENT	TT	UT	AT	TFL-YDS	QBS-YDS
9/4/10	ARKANSAS STATE	3	3	0	0.0-0	0.0-0
9/9/10	at Mississippi State	1	1	0	0.0-0	0.0-0
9/18/10	CLEMSON	0	0	0	0.0-0	0.0-0
9/25/10	SOUTH CAROLINA	1	1	0	0.0-0	0.0-0
10/2/10	LOUISIANA-MONROE	0	0	0	0.0-0	0.0-0
10/9/10	at Kentucky	DID NOT PLAY				
10/16/10	ARKANSAS	1	0	1	0.0-0	0.0-0
10/23/10	LSU	0	0	0	0.0-0	0.0-0
10/30/10	at Ole Miss	0	0	0	0.0-0	0.0-0
11/6/10	CHATTANOOGA	0	0	0	0.0-0	0.0-0
11/13/10	GEORGIA	1	1	0	0.0-0	0.0-0
11/26/10	at Alabama	0	0	0	0.0-0	0.0-0
12/4/10	South Carolina (SECCG)	1	1	0	1.0-6	1.0-6
1/10/11	Oregon (BCSNCG)	0	0	0	0.0-0	0.0-0

DATE	OPPONENT	TT	UT	AT	TFL-YDS	QBS-YDS
9/3/11	UTAH STATE	2	1	1	0.5-6	0.0-0
9/10/11	MISSISSIPPI STATE	3	2	1	1.5-3	0.0-0
9/17/11	at Clemson	0	0	0	0.0-0	0.0-0
9/24/11	FLORIDA ATLANTIC	2	2	0	1.0-2	0.0-0
10/1/11	at South Carolina	1	0	1	0.0-0	0.0-0
10/8/11	at Arkansas	0	0	0	0.0-0	0.0-0
10/15/11	FLORIDA	0	0	0	0.0-0	0.0-0
10/22/11	at LSU	1	1	0	1.0-5	1.0-5
10/29/11	OLE MISS	2	2	0	0.0-0	0.0-0
11/12/11	at Georgia	1	0	1	0.0-0	0.0-0
11/19/11	SAMFORD	0	0	0	0.0-0	0.0-0
11/26/11	ALABAMA	0	0	0	0.0-0	0.0-0
12/31/11	Virginia (Chick-fil-A)	1	1	0	0.0-0	0.0-0

DATE	OPPONENT	TT	UT	AT	TFL-YDS	QBS-YDS
9/1/12	Clemson	0	0	0	0.0-0	0.0-0
9/8/12	at Mississippi State	0	0	0	0.0-0	0.0-0
9/15/12	ULM	1	1	0	0.0-0	0.0-0
9/22/12	LSU	1	1	0	0.0-0	0.0-0
10/6/12	ARKANSAS	2	1	1	0.0-0	0.0-0
10/13/12	at Ole Miss	4	2	2	1.5-3	0.0-0
10/20/12	at Vanderbilt	0	0	0	0.0-0	0.0-0
10/27/12	TEXAS A&M	1	1	0	0.0-0	0.0-0
11/3/12	NEW MEXICO STATE	0	0	0	0.0-0	0.0-0
11/10/12	GEORGIA	DID NOT PLAY				
11/17/12	ALABAMA A&M	0	0	0	0.0-0	0.0-0
11/24/12	at Alabama	0	0	0	0.0-0	0.0-0

DATE	OPPONENT	TT	UT	AT	TFL-YDS	QBS-YDS
8/31/13	* WASHINGTON STATE	2	2	0	2.0-5	0.0-0
9/7/13	* ARKANSAS STATE	4	2	2	0.5-3	0.5-3
9/14/13	* MISSISSIPPI STATE*	0	0	0	0.0-0	0.0-0
10/5/13	OLE MISS*	1	0	1	0.0-0	0.0-0
10/12/13	WESTERN CAROLINA	2	2	0	0.0-0	0.0-0
10/19/13	at Texas A&M*	3	2	1	0.0-0	0.0-0
10/26/13	FLORIDA ATLANTIC	1	0	1	0.0-0	0.0-0
11/2/13	at Arkansas*	0	0	0	0.0-0	0.0-0
11/9/13	at Tennessee*	3	2	1	0.5-1	0.0-0
11/16/13	GEORGIA*	0	0	0	0.0-0	0.0-0
11/30/13	ALABAMA*	1	0	1	0.0-0	0.0-0
12/7/13	vs. Missouri (SECCG)	3	2	1	0.0-0	0.0-0



CHANDLER #42
SHAKESPEARE RB
 5-10 • 203 • Sr. • SQ
 Oxford, Ala. (Oxford)
 Management

2013: Awarded scholarship during fall camp ... saw first collegiate action against Western Carolina, rushing for 61 yards on 10 carries... also got snaps against Florida Atlantic... May, 2013, graduate in business management

2012: Did not see varsity action for the Tigers

2011: Was a member of the scout teams for the Chick-fil-A Bowl champions

HIGH SCHOOL: High School Coach: John Grass ... all-county as a junior and senior ... team was undefeated his junior season ... also lettered in basketball and track ... National Honor Society

PERSONAL: Birthday is October 4 ... son of Ronica and Cornelious Shakespeare ... has a sister, Lexie ... Major: Business Management ... received bachelor's degree in May, 2013 ... attending graduate school seeking a master's degree in adult education

SHAKESPEARE'S CAREER RUSHING STATS

YEAR	G/GS	NO	YDS	AVG	TD	LP/OPPONENT
2013	2/0	12	69	5.8	0	30/Western Carolina

SHAKESPEARE'S GAME-BY-GAME RUSHING STATS

DATE	OPPONENT	ATT	YDS	Avg.	TD	TD Runs
8/31/13	WASHINGTON STATE					DID NOT PLAY
9/7/13	ARKANSAS STATE					DID NOT PLAY
9/14/13	MISSISSIPPI STATE					DID NOT PLAY
9/21/13	at LSU					DID NOT PLAY
10/5/13	OLE MISS					DID NOT PLAY
10/12/13	WESTERN CAROLINA	10	61	6.10	0	--
10/19/13	at Texas A&M					DID NOT PLAY
10/26/13	FLORIDA ATLANTIC	2	8	4.00	0	--
11/2/13	at Arkansas					DID NOT PLAY
11/9/13	at Tennessee					DID NOT PLAY
11/16/13	GEORGIA					DID NOT PLAY
11/30/13	ALABAMA					DID NOT PLAY
12/7/13	vs. Missouri (SECCG)					DID NOT PLAY

Player Bios



CHAD #62
SLADE OL

6-5 • 313 • Jr. • 2L
Moody, Ala. (Moody)
Sociology

2013: Returning starter at right offensive guard... has started every game

2012: Second-year offensive line starter playing mostly at right guard ... 22 career starts ... started at left tackle against Alabama A&M

2011: Played in 13 games with 10 starts ... made his first career start in the season opener against Utah State at right tackle ... moved inside to right guard for his second start of the season against Mississippi State ... started at right guard against Florida Atlantic ... saw time against South Carolina and Arkansas ... took over as the starter at left guard after the injury to Jared Cooper and started the last seven games of the season there

2010: Redshirted ... did not see action for the National Champions

HIGH SCHOOL: High School Coach: Brandon Wiley ... No. 59-ranked offensive guard by ESPN.com/Scouts Inc. ... No. 62-rated offensive guard by Scout.com ... ranked as the No. 34 player in Alabama by SuperPrep ... named to the All-Southeast Region team by PrepStar ... No. 38 prospect in Alabama by the Tuscaloosa News

PERSONAL: Birthday is May 4 ... son of Joseph and Nikki Shorter ... Major: Sociology



GRANT #57
SMITH LB

6-0 • 233 • Fr. • HS
Alpharetta, Ga. (Milton)
Sociology

2013: Redshirting

HIGH SCHOOL: First team all-regional defender for Coach Howie DeCristofaro at Milton High ... high school teammate of current Auburn defensive end Carl Lawson

PERSONAL: Major at Auburn: Sociology ... birthday is July 11 ... son of Mike Smith and Maribeth Smith ... has one brother, Mitch



RYAN #24
SMITH DB

6-2 • 194 • Sr. • 3L
Cordova, Ala. (Cordova)
Public Administration

2013: Veteran who moved into the starting role at safety... Started seven games... 62 tackles, 3 interceptions for season... 7 tackles, 6 of them solo stops, against Washington State... 6 tackles and a forced fumble at LSU... 4-yard interception and four solo tackles in the win over Ole Miss, including a fourth-down stop... starter at Texas A&M, recording 6 tackles and an interception... 3 tackles at Arkansas... 8 tackles in win at Tennessee... interception, 6 tackles in Georgia win... team-best 10 tackles and a punt block in win over Alabama... 6 tackles in SEC championship game vs. Missouri... August, 2013, graduate in public administration

2012: Free safety who started the Clemson contest ... career-best 12 tackles vs. Clemson ... pair of tackles against LSU ... four stops against Alabama A&M ... leading tackler with nine vs. Alabama ... also recovered a UA fumble

2011: Played in 13 games with one start ... finished with 23 tackles, including 2.5 tackles for loss (-6) and a fumble recovery ... saw action against Utah State ... made the game-saving tackle on Mississippi State quarterback Chris Relf at the goal line as time expired ... first non-special teams tackle of his career ... set a career high with three stops against Clemson ... had one solo tackle against FAU ... tied career high with three tackles at Arkansas ... two tackles and a TFL against Ole Miss ... made his first career start at Georgia and set a career high with five tackles ... two tackles against Samford ... posted three tackles (two solo) against Alabama ... two tackles, including one for loss, and a fumble recovery in bowl victory over Virginia

2010: Appeared in 14 games and totaled three tackles, all on special teams ... saw limited snaps in season opener vs. Arkansas State but did not register a tackle ... one solo tackle vs. both Arkansas and Georgia ... played vs. Alabama but did not have a tackle ... had one solo tackle in win over South Carolina in SEC Championship Game ... played but did not have a tackle vs. Oregon in BCS National Championship Game

HIGH SCHOOL: High School Coach: Scott Basden ... ranked as the nation's No. 93 safety by Scout.com ... ranked No. 170 nationally as an athlete by ESPN.com/Scouts, Inc. ... ranked as the No. 27 player in Alabama by SuperPrep ... named Class 3A All-State First Team as a senior and junior by the Alabama Sports Writers Association; 3A Back of the Year as a senior ... finished fourth in the Alabama Mr. Football voting as a senior ... led Cordova to three straight state title games ... rushed for 1,856 yards and 26 touchdowns as a senior ... as a junior, rushed for 1,376 yards and 19 TDs on just 175 attempts (7.9 ypc) while throwing for 1,274 yards and 20 scores ... also had 70 tackles and six interceptions during junior season

PERSONAL: Birthday is May 12 ... son of Chris Smith and Diann Simon ... Major: Public Administration ... received his bachelor's degree in August

SMITH'S CAREER DEFENSIVE STATS

YEAR	G/GS	TT	UT	AT	TFL-YDS	OBS-YDS	FF/FR	PD	I/YDS
2010	14/0	3	3	0	0.0-0	0.0-0	0/0	0	0/0
2011	13/1	23	15	8	2.5-6	0.0-0	0/1	0	0/0
2012	4/2	27	16	11	0.5-1	0.0-0	0/1	0	0/0
2013	13/7	62	41	21	0.5-1	0.0-0	1/0	3	3/4
Totals	44/10	115	75	40	3.5-8	0.0-0	1/2	3	3/4

Player Bios

SMITH'S GAME-BY-GAME DEFENSIVE STATS

DATE	OPPONENT	TT	UT	AT	PD	INT-YDS
9/4/10	ARKANSAS STATE	0	0	0	0	0-0
9/9/10	at Mississippi State	0	0	0	0	0-0
9/18/10	CLEMSON	0	0	0	0	0-0
9/25/10	SOUTH CAROLINA	0	0	0	0	0-0
10/2/10	LOUISIANA-MONROE	0	0	0	0	0-0
10/9/10	at Kentucky	0	0	0	0	0-0
10/16/10	ARKANSAS	1	1	0	0	0-0
10/23/10	LSU	0	0	0	0	0-0
10/30/10	at Ole Miss	0	0	0	0	0-0
11/6/10	CHATTANOOGA	0	0	0	0	0-0
11/13/10	GEORGIA	1	1	0	0	0-0
11/26/10	at Alabama	0	0	0	0	0-0
12/4/10	South Carolina (SECCG)	1	1	0	0	0-0
1/10/11	Oregon (BCSNCG)	0	0	0	0	0-0

DATE	OPPONENT	TT	UT	AT	PD	INT-YDS
9/3/11	UTAH STATE	0	0	0	0	0-0
9/10/11	MISSISSIPPI STATE	1	1	0	0	0-0
9/17/11	at Clemson	3	2	1	0	0-0
9/24/11	FLORIDA ATLANTIC	1	1	0	0	0-0
10/1/11	at South Carolina	0	0	0	0	0-0
10/8/11	at Arkansas	3	2	1	0	0-0
10/15/11	FLORIDA	0	0	0	0	0-0
10/22/11	at LSU	1	1	0	0	0-0
10/29/11	OLE MISS	2	1	1	0	0-0
11/12/11	* at Georgia	5	2	3	0	0-0
11/19/11	SAMFORD	1	1	2	0	0-0
11/26/11	ALABAMA	3	2	1	0	0-0
12/31/11	Virginia (Chick-fil-A)	2	2	0	0	0-0

DATE	OPPONENT	TT	UT	AT	PD	INT-YDS
9/1/12	* Clemson	12	7	5	0	0-0
9/8/12	at Mississippi State			DID NOT PLAY		
9/15/12	ULM			DID NOT PLAY		
9/22/12	LSU	2	2	0	0	0-0
10/6/12	ARKANSAS			DID NOT PLAY		
10/13/12	at Ole Miss			DID NOT PLAY		
10/20/12	at Vanderbilt			DID NOT PLAY		
10/27/12	TEXAS A&M			DID NOT PLAY		
11/3/12	NEW MEXICO STATE			DID NOT PLAY		
11/10/12	GEORGIA			DID NOT PLAY		
11/17/12	ALABAMA A&M	4	2	2	0	0-0
11/24/12	* at Alabama	9	6	3	0	0-0

DATE	OPPONENT	TT	UT	AT	PD	INT-YDS
8/31/13	WASHINGTON STATE	7	6	1	0	0-0
9/7/13	ARKANSAS STATE	1	1	0	0	0-0
9/14/13	MISSISSIPPI STATE*	3	2	1	0	0-0
9/21/13	at LSU*	6	3	3	0	0-0
10/5/13	OLE MISS*	4	4	0	1	1-4
10/12/13	WESTERN CAROLINA	2	0	2	0	0-0
10/19/13	* at Texas A&M*	6	3	3	1	1-0
10/26/13	* FLORIDA ATLANTIC	0	0	0	0	0-0
11/2/13	* at Arkansas*	3	1	2	1	0-0
11/9/13	* at Tennessee*	8	6	2	0	0-0
11/16/13	* GEORGIA*	6	4	2	0	1-0
11/30/13	* ALABAMA*	10	7	3	0	0-0
12/7/13	* vs. Missouri (SECCG)	6	4	2	0	0-0



SPENCER

#47

SMITH

TE

6-6 • 240 • R-Fr. • RS

Birmingham, Ala. (Vestavia Hills)

Architecture

2013: Has not seen varsity action

HIGH SCHOOL: Played football as a freshman and sophomore at Vestavia Hills ... very involved with weight training ... played recreation league baseball and basketball

PERSONAL: Birthday is October 1 ... son of Jamie and Susan Smith ... father was a collegiate wrestler ... has one brother, Jake ... Major: Architecture ... helped found the first Ducks Unlimited chapter in the state of Alabama



TONY

#8

STEVENS

WR

6-4 • 190 • Fr. • HS

Orlando, Fla. (Evans)

Pre-Public Relations

2013: Young wide receiver making an increased contribution... 2 catches for 21 yards at LSU... 3 catches for 47 yards against Western Carolina, including a 22-yard touchdown catch from Jeremy Johnson

HIGH SCHOOL: Speedy wideout who excels at the deep ball ... 29 receptions, 516 yards, seven touchdowns as a senior for Coach Chip Gierke at Evans High in Orlando ... U.S. Army All-American Bowl ... No. 5 in Orlando Sentinel Central Florida Super60 ... PrepStar All-America ... ranked No. 95 overall, No. 11 receiver by Rivals ... No. 21 by Scout ... No. 23 in Florida, No. 24 WR by 247Sports ... ESPN 300 ... high school teammate of current Auburn receiver Dominic Walker

PERSONAL: Major at Auburn: Pre-Public Relations ... son of Keon Martin

STEVENS' CAREER RECEIVING STATS

YEAR	G/GS	NO	YDS	AVG	TD	LP/OPPONENT
2013	10/0	5	68	13.6	1	22/Western Carolina

STEVENS' GAME-BY-GAME RECEIVING STATS

DATE	OPPONENT	REC	YDS	AVG	TD	TD REC
8/31/13	WASHINGTON STATE					DID NOT PLAY
9/7/13	ARKANSAS STATE	0	0	0.00	0	--
9/14/13	MISSISSIPPI STATE	0	0	0.00	0	--
9/21/13	at LSU	2	21	10.50	0	--
10/5/13	OLE MISS	0	0	0.00	0	--
10/12/13	WESTERN CAROLINA	3	47	15.67	0	--
10/19/13	at Texas A&M	0	0	0.00	0	--
10/26/13	FLORIDA ATLANTIC	0	0	0.00	0	--
11/2/13	at Arkansas	0	0	0.00	0	--
11/9/13	at Tennessee	0	0	0.00	0	--
11/16/13	GEORGIA	0	0	0.00	0	--
11/30/13	ALABAMA					DID NOT PLAY
12/7/13	vs. Missouri (SECCG)					DID NOT PLAY

Player Bios



TYLER #29
STOVALL P
 6-1 • 205 • Fr. • HS
 Hokes Bluff, Ala. (Hokes Bluff)
 Business Management

2013: Redshirting

BASEBALL: Second round selection of the Atlanta Braves in the 2008 major league draft ... left-handed pitcher in the Braves' organization from 2008-11 ... moved to Kansas City Royals' organization in 2011

HIGH SCHOOL: Alabama Sports Writers Association Class 3A all-state punter for Coach Mike Robertson at Hokes Bluff ... also played quarterback ... Alabama Mr. Baseball for 2008 ... set state records for career wins (54) and strikeouts (673) ... class valedictorian

PERSONAL: Birthday is December 27 ... son of Brian and Holly Stovall ... has one brother Brian and one sister Katie ... Major at Auburn: Business Management



MICHAEL #61
SULKA LS
 6-3 • 241 • R-Fr. • RS
 Bluffton, S.C. (Bluffton)
 Human Development & Family Studies

2013: Did not play

2012: Did not see varsity action for the Tigers while redshirting

HIGH SCHOOL: High School Coach: Ken Cribb ... all-state, all-area and all-region ... team was state runner-up and the highest scoring team ever in South Carolina ... ProKicker.com third team All-America ... North-South All-Star Game ... also a basketball letterman ... National Honor Society

PERSONAL: Birthday is June 19 ... son of Lisa and John Sulka ... has two siblings, Haley and Brannon, who ran track at Clemson ... Major: Human Development and Family Studies



ANTHONY #43
SWAIN LB
 6-2 • 239 • So. • 1L
 Gadsden, Ala. (Gadsden City)
 Supply Chain Management

2013: Backup at both linebacker positions... 2 tackles against Arkansas State... team-best 8 tackles against Ole Miss, after McKinzy left the game with an injury... team-high 3 tackles vs. Western Carolina... pair of tackles vs. Texas A&M... pair of tackles at Arkansas... 2 tackles at Tennessee... pair of stops in the SEC Championship Game

2012: Played in 10 games, primarily on special teams

2011: Did not play while redshirting for the Chick-fil-A Bowl champions

HIGH SCHOOL: Named the nation's No. 25 safety by ESPN.com/Scouts, Inc. ... listed as the No. 11 player in the state of Alabama and the No. 24 defensive back in the country by Rivals.com ... ranked as the nation's No. 14 safety by MaxPreps ... ranked as the nation's No. 35 safety and the No. 17 player in the state of Alabama by

Scout.com ... listed as the No. 14 recruit from Alabama by SuperPrep ... named to the All-Southeast Region team by PrepStar ... No. 13 on the Mobile Press-Register's Elite 18 ... No. 14 on the Birmingham News' list of the Alabama Super Seniors ... played in the Alabama-Mississippi All-Star game ... totaled 27 tackles during senior season with one sack, three interceptions, six pass break-ups, one forced fumble and two fumble recoveries

PERSONAL: Birthday is October 24 ... son of Anthony Swain Sr. and Johnelle Swain ... daughter's name is Xia ... Major: Supply Chain Management

SWAIN'S CAREER DEFENSIVE STATS

YEAR	G/GS	TT	UT	AT	TFL-YDS	OBS-YDS	FF/FR	QBH	I/YDS
2013	13/0	22	16	6	1.0-1	0.0-0	0/0	1	0/0

SWAIN'S GAME-BY-GAME DEFENSIVE STATS

DATE	OPPONENT	TT	UT	AT	PD	INT-YDS
8/31/13	WASHINGTON STATE	0	0	0	0.0-0	0.0-0
9/7/13	ARKANSAS STATE	2	1	1	0.0-0	0.0-0
9/14/13	MISSISSIPPI STATE*	0	0	0	0.0-0	0.0-0
9/21/13	at LSU*	0	0	0	0.0-0	0.0-0
10/5/13	OLE MISS*	8	7	1	1.0-1	0.0-0
10/12/13	WESTERN CAROLINA	3	2	1	0.0-0	0.0-0
10/19/13	at Texas A&M*	2	1	1	0.0-0	0.0-0
10/26/13	FLORIDA ATLANTIC	0	0	0	0.0-0	0.0-0
11/2/13	at Arkansas*	2	1	1	0.0-0	0.0-0
11/9/13	at Tennessee*	2	1	1	0.0-0	0.0-0
11/16/13	GEORGIA*	1	1	0	0.0-0	0.0-0
11/30/13	ALABAMA*	0	0	0	0.0-0	0.0-0
12/7/13	vs. Missouri (SECCG)	2	2	0	0.0-0	0.0-0



ROBENSON #27
THEREZIE DB
 5-9 • 204 • Jr. • 2L
 Miami, Fla. (Jackson)
 Public Administration

2013: Starter at the star hybrid position... leads Auburn in interceptions (4) and fifth on team in tackles (55)... AP all-SEC honorable mention ... first college start came against Washington State... two interceptions, seven tackles against WSU earned him SEC defensive player of week honors... Jim Thorpe Award national defensive back of the week vs. Washington State... 4 solo tackles and a TFL vs. Arkansas State... 6 tackles, TFL against Mississippi State... team-best 8 tackles at LSU... 78-yard interception for touchdown in first quarter of Ole Miss win was the eighth longest in Auburn history... 5 solo stops at Texas A&M... 2 tackles vs. Florida Atlantic... 5 tackles at Arkansas... interception and 4 tackles in win at Tennessee... 6 tackles in Georgia win... 4 tackles in win over Alabama... Phil Steele 3rd team midseason all-SEC

2012: Safety who played in 11 games ... moved to tailback after the Clemson game to help provide depth at that position ... played in the secondary during LSU contest ... TFL against Arkansas ... continued to see majority of playing time at DB

2011: Played in all 13 games ... 17 tackles with one tackle for loss ... returned five kickoffs for 112 yards ... major contributor on special teams ... saw first career action in Auburn uniform in season opener against Utah State ... had one assisted tackle against Mississippi State ... career-high five tackles against Florida Atlantic ... also credited with a pass deflection ... made one stop at Arkansas ... returned the first kickoff of his career for 36 yards against Florida ... three tackles at LSU and also returned four kicks for 90 yards with a long of 36 ... two tackles against Ole Miss and returned one kick for 22 yards ... two tackles at Georgia and also against Virginia in the Chick-fil-A Bowl

HIGH SCHOOL: High School Coach -- Nigel Dunn ... rated as the No. 5 safety in the nation, the No. 22 recruit from Florida and the No. 110 player overall nationally by 247Sports ... listed as the nation's No. 11 safety by ESPN.com/Scouts, Inc. ... named the nation's No. 17 safety and the No. 43 player from the state of Florida by Rivals.com ... ranked as the nation's No. 13 safety by MaxPreps ... listed as the No. 27 corner back by Scout.com ... named a SuperPrep All-American, and the nation's

Player Bios

No. 19 defensive back and the No. 21 recruit from Florida by SuperPrep ... PrepStar All-American ... earned Under Armour All-America honors as a senior ... No. 84 in the Mobile Press-Register's Super Southeast 120 ... totaled 81 tackles with four interceptions and two forced fumbles during junior campaign ... also rushed for 279 yards and had 239 receiving yards as a junior ... as a sophomore, had 81 total tackles, nine forced fumbles and three interceptions

PERSONAL: Birthday is August 5 ... son of Monique Therizie ... has brothers Franco, France, Ricardo, Jean, Marvin, Stanley and Poppy and sister Ludine ... Major: Public Administration

THEREZIE'S CAREER DEFENSIVE STATS

YEAR	G/GS	TT	UT	AT	TFL-YDS	QBS-YDS	FF/FR	QBH	INT-YDS
2011	13/0	17	12	5	1.0-1	0.0-0	0/0	1	0/0
2012	10/0	3	3	0	1.0-2	0.0-0	0/0	0	0/0
2013	13/13	55	36	19	3.0-4	0.0-0	0/0	5	4/99
Totals	36/13	75	51	24	5.0-7	0.0-0	0/0	6	4/99

THEREZIE'S GAME-BY-GAME DEFENSIVE STATS

DATE	OPPONENT	TT	UT	AT	PD	INT-YDS
8/31/13	* WASHINGTON STATE	7	6	1	1	2-24
9/7/13	* ARKANSAS STATE	4	4	0	0	0-0
9/14/13	* MISSISSIPPI STATE*	6	3	3	0	0-0
9/21/13	* at LSU*	8	3	5	0	0-0
10/5/13	* OLE MISS*	3	3	0	0	1-78
10/12/13	* WESTERN CAROLINA	0	0	0	0	0-0
10/19/13	* at Texas A&M*	5	5	0	0	0-0
10/26/13	* FLORIDA ATLANTIC	2	1	1	0	0-0
11/2/13	* at Arkansas*	5	2	3	0	0-0
11/9/13	* at Tennessee*	4	2	2	0	1-3
11/16/13	* GEORGIA*	6	5	1	0	0-0
11/30/13	* ALABAMA*	4	1	3	0	0-0
12/7/13	* vs. Missouri (SECCG)	1	1	0	0	0-0



CAMERON #47

TONEY LB

6-1 • 236 • Fr. • HS
Huntsville, Ala. (Huntsville)
Physical Activity & Health

2013: Redshirting

HIGH SCHOOL: Athletic linebacker with plenty of skills ... recorded 107 tackles as a senior for Coach Scott Sharp at Huntsville High ... tallied 122 tackles as a junior ... AL.com Top 15 A-List ... ranked No. 23 by Scout ... No. 14 in Alabama, No. 21 LB by 247Sports ... Huntsville Times Elite Team ... Class 6A Alabama honorable mention all-state ... PrepStar all-Southeast

PERSONAL: Major at Auburn: Physical Activity and Health ... son of Taryn Toney



BJ #39

TRIMBLE WR

5-10 • 161 • So. • SQ
Fayetteville, Ga. (Sandy Creek)
Public Administration

2013: Did not see varsity action

2012: Did not see varsity action

HIGH SCHOOL: High School Coach: Chip Walker ... Sandy Creek team was two-time state champions ... National Honor Society member

PERSONAL: Birthday is May 3 ... son of William and Beverlyn Trimble ... has one brother, Darrell Burston, who played football at Florida State ... Major: Public Administration



JACKSON #60

THOMAS DL

6-1 • 246 • R-Fr. • RS
Birmingham, Ala. (Briarwood)
Civil Engineering

2013: Saw the first action of his career against Florida Atlantic

HIGH SCHOOL: Coach: Fred Yancey ... team captain for Briarwood Christian ... advanced to state final in 2010 ... recipient of Matt Johnson Character and Courage Award ... also played lacrosse for two seasons ... inducted to Mu Alpha Theta for academic achievement in mathematics ... received Presidential Service (2009, 2011) and Social Leadership (2009) awards

PERSONAL: Birthday is September 29 ... son of Alan and Sabrina Thomas ... has two brothers, David and Jonathan ... grandfather played football at Vanderbilt ... Major: Civil Engineering



TUCKER #16

TUBERVILLE QB

6-4 • 190 • Fr. • HS
Orlando, Fla. (Evans)
Pre-Public Relations

2013: Has not played while sitting out as a transfer

2012: Redshirted at Texas Tech, where his father was head football coach

HIGH SCHOOL: Ranked No. 126 by MaxPreps among Texas High School preps... helped lead Frenship High School to a 10-1 overall record in 2011 with a perfect 7-0 record in league play... named the Lubbock Avalanche-Journal City Player of the Week (10/25/11) completing 11-of-16 passes for 210 yards with a touchdown while adding three rushing touchdowns... played in the 2012 ASCO West Texas Football Classic... connected on one touchdown pass in the ASCO Classic with 4-of-8 completions... also competed in basketball ... High School Coach: Brad Davis ... played at Lee-Scott Academy when his father was head coach at Auburn

PERSONAL: Birthday is May 24 ... son of Tommy and Suzanne Tuberville ... has one brother, Troy ... father is currently head football coach at Cincinnati; was Auburn's head coach from 1999-2008 ... Major at Auburn: Finance

Player Bios



CJ **#81**
UZOMAH **TE**
 6-4 • 258 • Jr. • 2L
 Suwanee, Ga. (North Gwinnett)
 Marketing

2013: Returning starter at tight end who has a number of roles in the Malzahn offense... AP All-SEC second team ... Started four games... game-winning touchdown catch from Nick Marshall vs. Mississippi State, a 11-yard second-down reception in the corner of the end zone with 10 seconds remaining... did not play against Western Carolina... 2 receptions gained 33 yards against Florida Atlantic... 25-yard touchdown reception from Marshall at Tennessee... 18-yard reception in Georgia win... 2 catches in the win over Alabama, with a 13-yard TD catch... John Mackey Award watch list ... Third team preseason All-SEC (SEC Coaches, Phil Steele)... John Mackey Award preseason watch list

2012: Tight end/wide receiver who also played on special teams ... two receptions gained 23 yards at Vanderbilt on game's final drive ... in first career start, vs. Texas A&M, made three catches for 90 yards, including a 27-yard TD and a long gain of 38 yards ... missed New Mexico State game with injury ... 19-yard reception versus Alabama A&M ... one catch vs. Alabama

2011: Saw playing time in all 13 games, primarily on special teams ... completed a four-yard pass to Philip Lutzenkirchen for a touchdown against Georgia on a trick play ... saw snaps against Samford and Alabama

HIGH SCHOOL: High School Coach -- Bob Sphire ... listed as the nation's No. 8 tight end by Scout.com ... rated as the No. 11 athlete in the nation, the No. 15 recruit from Georgia and the No. 181 player overall nationally by 247Sports ... ranked as the nation's No. 20 tight end and the No. 23 player in the state of Georgia by Rivals.com ... listed as the No. 36 athlete by ESPN.com/Scouts, Inc. ... named the No. 6 overall player from the state of Georgia and the No. 119 player nationally by CBSports.com ... rated as the No. 5 athlete in the nation by MaxPreps ... named a SuperPrep All-American, and the nation's No. 16 tight end and the No. 15 recruit from Georgia by SuperPrep ... Named to the All-Southeast Region team by PrepStar ... ranked No. 15 on the Atlanta Journal-Constitution's Fab 50 ... No. 119 in the Mobile Press-Register's Super Southeast 120 ... played in the GACA North/South All-Star Classic ... during senior season, threw for 238 yards with two touchdowns, rushed for 74 yards and had 168 receiving yards with one touchdown ... as a junior, passed for 1,750 yards passing and 15 touchdowns, and ran for 800 yards and 10 more touchdowns ... led North Gwinnett to a one-loss season his junior year ... became a starter as a sophomore playing wide receiver

PERSONAL: Birthday is January 14 ... son of Xavier and Stephanie Uzomah ... Major: Marketing

UZOMAH'S CAREER RECEIVING STATS

YEAR	G/GS	NO	YDS	AVG	TD	LP/OPPONENT
2011	13/0	0	0	0.0	0	---
2012	10/3	7	136	19.4	1	38/Texas A&M
2013	12/4	9	146	16.2	3	25/Tennessee
Totals	33/7	16	282	17.8	4	38/Texas A&M

UZOMAH'S GAME-BY-GAME RECEIVING STATS

DATE	OPPONENT	REC	YDS	AVG	TD	TD REC
9/3/11	UTAH STATE	0	0	0.0	0	--
9/10/11	MISSISSIPPI STATE	0	0	0.0	0	--
9/17/11	at Clemson	0	0	0.0	0	--
9/24/11	FLORIDA ATLANTIC	0	0	0.0	0	--
10/1/11	at South Carolina	0	0	0.0	0	--
10/8/11	at Arkansas	0	0	0.0	0	--
10/15/11	FLORIDA	0	0	0.0	0	--
10/22/11	at LSU	0	0	0.0	0	--
10/29/11	OLE MISS	0	0	0.0	0	--
11/12/11	at Georgia	0	0	0.0	0	--
11/19/11	SAMFORD	0	0	0.0	0	--
11/26/11	ALABAMA	0	0	0.0	0	--
12/31/11	Virginia (Chick-fil-A)	0	0	0.0	0	--

DATE	OPPONENT	REC	YDS	AVG	TD	TD REC
9/1/12	Clemson	0	0	0.0	0	--
9/8/12	at Mississippi State			Did Not Play		
9/15/12	ULM	0	0	0.0	0	--
9/22/12	LSU	0	0	0.0	0	--
10/6/12	ARKANSAS	0	0	0.0	0	--
10/13/12	at Ole Miss	0	0	0.0	0	--
10/20/12	at Vanderbilt	2	23	11.5	0	--
10/27/12	* TEXAS A&M	3	90	30.0	1	27
11/3/12	NEW MEXICO STATE			Did Not Play		
11/10/12	GEORGIA	0	0	0.0	0	--
11/17/12	* ALABAMA A&M	1	19	19.0	0	--
11/24/12	* at Alabama	1	4	4.0	0	--

DATE	OPPONENT	REC	YDS	AVG	TD	TD REC
8/31/13	WASHINGTON STATE	0	0	0.00	0	--
9/7/13	ARKANSAS STATE	0	0	0.00	0	--
9/14/13	MISSISSIPPI STATE	3	48	16.00	1	11
9/21/13	at LSU	0	0	0.00	0	--
10/5/13	OLE MISS	0	0	0.00	0	--
10/12/13	WESTERN CAROLINA			DID NOT PLAY		
10/19/13	at Texas A&M	0	0	0.00	0	--
10/26/13	* FLORIDA ATLANTIC	2	33	16.50	0	--
11/2/13	* at Arkansas	0	0	0.00	0	--
11/9/13	* at Tennessee	1	25	25.00	1	25
11/16/13	* GEORGIA	1	18	18.00	0	--
11/30/13	ALABAMA	2	22	11.00	1	13
12/7/13	vs. Missouri (SECCG)	0	0	0.00	0	--



MACK **#20**
VANGORDER **DB**
 6-1 • 195 • So. • SQ
 Gainesville, Ga. (West Virginia)
 Sociology

2013: Saw snaps against Western Carolina and Florida Atlantic

2012: Did not see varsity action for the Tigers

2011: Spent a season as a walk-on at West Virginia

HIGH SCHOOL: High School Coach: Bob Christmas ... was high school team MVP as a fullback/linebacker ... also a baseball letterman

PERSONAL: Birthday is July 24 ... son of Brian and Paula Van Gorder ... father is the linebackers coach for the NFL's New York Jets and served previously as Auburn's defensive coordinator ... has four siblings, Molly, Morgan, Montgomery and Malone ... Major: Sociology



DOMINIC **#3**
WALKER **WR**
 6-1 • 211 • Fr. • HS
 Orlando, Fla. (Evans)
 Physical Activity & Health

2013: Redshirting

HIGH SCHOOL: Physical prospect at wide receiver ... 36 receptions for 628 yards with seven touchdowns as a senior ... played both receiver and safety for Coach Chip Gierke at Evans High, helping the Trojans to consecutive district titles ... No. 16 in Orlando Sentinel Central Florida Super60 ... 247Sports Top 150 WR, Top 160 in Florida ... PrepStar all-Southeast ... ranked No. 95 receiver by Rivals ... No. 77 by Scout ... Offense/Defense All-America Bowl ... high school teammate of current Auburn receiver Tony Stevens

PERSONAL: Major at Auburn: Physical Activity and Health ... son of Angela Collett

Player Bios



JONATHAN #12
WALLACE QB
 6-2 • 206 • So. • 1L
 Phenix City, Ala. (Central)
 Physical Education

2013: Backup quarterback... has seen action in five games this season... 36 yards rushing and one completed pass against Florida Atlantic

2012: True freshman quarterback who started the final four games ... set AU freshman record for QB efficiency at 139.60 ... saw first college action vs. LSU, with three carries for 15 yards ... two carries gained 11 yards vs. Arkansas ... 14 yards rushing at Ole Miss ... first career completion went 11 yards to Ricardo Louis at Vanderbilt ... 6-9 passing for 122 yards and two TD vs. Texas A&M, gaining 71 yards rushing ... first start came against New Mexico State, where he was 9-16 passing for 164 yards and a 40-yard TD pass to Reed in that win ... first SEC start came against Georgia, where he passed for 181 yards (15-22) ... 10-of-18 for 171 yards passing against Alabama A&M, and added 22 on ground

HIGH SCHOOL: Attended Central High in Phenix City ... High School Coach: Woodrow Lowe ... ranked 25th among dual-threat quarterbacks nationally and 28th overall from the state of Alabama according to Rivals.com ... rated the 69th-best quarterback in the country and 29th-best prospect from the state of Alabama by Scout.com ... rated 16th at the dual-threat quarterback position and 24th overall from the state of Alabama by 247Sports.com ... ranked 63rd-best quarterback nationally and 35th overall from the state of Alabama by ESPN.com ... No. 20 on the Birmingham News' 2012 Super Seniors Best of the Rest ... passed for 1,761 yards and 12 TDs and ran for 891 yards and 28 TDs as a senior, leading Central to a 12-2 season and the semifinals of the 6A AHSAA playoffs ... Ledger-Enquirer All-Bi-City Co-Offensive Player of the Year as a senior ... played in the 2011 Alabama-Mississippi All-Star Football Game following his senior season

PERSONAL: Birthday is April 1 ... son of Anthony and Michelle Wallace ... Major: Physical Education

WALLACE'S CAREER PASSING STATS

YEAR	G/GS	CMP	ATT	PCT	YDS	INT	TD	LP/OPPONENT
2012	9/4	46	80	57.5	720	4	4	51/Alabama A&M
2013	5/0	2	4	50.0	24	0	0	20/Ark St
Totals	14/4	48	84	43.8	744	4	4	51/Alabama A&M

WALLACE'S CAREER RUSHING STATS

YEAR	G/GS	NO	YDS	AVG	TD	LP/OPPONENT
2012	9/4	51	152	3.0	0	17/Alabama A&M
2013	5/0	9	49	5.4	0	20/Fla Atlantic
Totals	14/4	60	201	2.7	0	20/Fla Atlantic

WALLACE'S GAME-BY-GAME PASSING STATS

DATE	OPPONENT	CMP	ATT	YDS	INT	TD
9/1/12	Clemson			DID NOT PLAY		
9/8/12	at Mississippi State			DID NOT PLAY		
9/15/12	ULM			DID NOT PLAY		
9/22/12	LSU	0	0	0	0	0
10/6/12	ARKANSAS	0	0	0	0	0
10/13/12	at Ole Miss	0	0	0	0	0
10/20/12	at Vanderbilt	1	1	11	0	0
10/27/12	TEXAS A&M	6	9	122	0	2
11/3/12	* NEW MEXICO STATE	9	16	164	1	1
11/10/12	* GEORGIA	15	22	181	1	0
11/17/12	* ALABAMA A&M	10	18	171	0	1
11/24/12	* at Alabama	5	14	71	2	0

DATE	OPPONENT	CMP	ATT	YDS	INT	TD
8/31/13	WASHINGTON STATE	0	1	0	0	0
9/7/13	ARKANSAS STATE	1	1	20	0	0
9/14/13	MISSISSIPPI STATE			DID NOT PLAY		
9/21/13	at LSU			DID NOT PLAY		
10/5/13	OLE MISS			DID NOT PLAY		
10/12/13	WESTERN CAROLINA	0	1	0	0	0
10/19/13	at Texas A&M			DID NOT PLAY		
10/26/13	FLORIDA ATLANTIC	1	1	4	0	0
11/2/13	at Arkansas			DID NOT PLAY		
11/9/13	at Tennessee			DID NOT PLAY		
11/16/13	GEORGIA	0	0	0	0	0
11/30/13	ALABAMA			DID NOT PLAY		
12/7/13	vs. Missouri (SECCG)			DID NOT PLAY		

WALLACE'S GAME-BY-GAME RUSHING STATS

DATE	OPPONENT	ATT	YDS	Avg.	TD	TD Runs
9/1/12	Clemson			DID NOT PLAY		
9/8/12	at Mississippi State			DID NOT PLAY		
9/15/12	ULM			DID NOT PLAY		
9/22/12	LSU	3	15	5.0	0	--
10/6/12	ARKANSAS	2	11	5.5	0	--
10/13/12	at Ole Miss	6	14	2.3	0	--
10/20/12	at Vanderbilt	3	-5	-1.6	0	--
10/27/12	TEXAS A&M	13	71	5.5	0	--
11/3/12	* NEW MEXICO STATE	3	9	3.3	0	--
11/10/12	* GEORGIA	11	9	0.8	0	--
11/17/12	* ALABAMA A&M	5	22	4.4	0	--
11/24/12	* at Alabama	5	6	1.2	0	--

DATE	OPPONENT	ATT	YDS	Avg.	TD	TD Runs
8/31/13	WASHINGTON STATE	0	0	0.00	0	--
9/7/13	ARKANSAS STATE	2	7	3.50	0	--
9/14/13	MISSISSIPPI STATE			DID NOT PLAY		
9/21/13	at LSU			DID NOT PLAY		
10/5/13	OLE MISS			DID NOT PLAY		
10/12/13	WESTERN CAROLINA	1	6	6.00	0	--
10/19/13	at Texas A&M			DID NOT PLAY		
10/26/13	FLORIDA ATLANTIC	6	36	6.00	0	--
11/2/13	at Arkansas			DID NOT PLAY		
11/9/13	at Tennessee			DID NOT PLAY		
11/16/13	GEORGIA	0	0	0.00	0	--
11/30/13	ALABAMA			DID NOT PLAY		
12/7/13	vs. Missouri (SECCG)			DID NOT PLAY		



BRIAN #99
WALSH DL
 6-3 • 311 • So. • 1L
 Winter Springs, Fla. (Winter Springs)
 Aviation Management

2013: Played against Western Carolina ... Recorded one tackle against WCU

2012: Saw first varsity action for the Tigers against Alabama A&M

HIGH SCHOOL: High School Coach: Matt Hesselbart ... also played lacrosse at Winter Springs

PERSONAL: Birthday is November 22 ... son of Linda Walsh ... has one sister, Jennifer ... Major at Auburn: Aviation Management

Player Bios



JEFF #54
WHITAKER DL
 6-4 • 310 • Sr. • 3L
 Warner Robins, Ga. (Warner Robins)
 Communication

2013: Veteran defensive tackle and a team leader... had surgery on his right knee the week of the season opener and is redshirting the 2013 season... preseason third team All-SEC (SEC coaches, Phil Steele)... Senior Bowl watch list

2012: Returning starter at defensive tackle ... 18 career starts ... pair of tackles vs. ULM ... recovered an LSU fumble, to go along with four tackles vs. LSU ... TFL against Arkansas ... injury kept him out of action vs. Vanderbilt, Texas A&M, New Mexico State ... four tackles and a half-sack against Georgia

2011: Started all 13 games at defensive tackle ... recorded 25 tackles, including 2 for loss (-3) with three QB hurries, one fumble recovery and one forced fumble ... first career start against Utah State, recording a pair of tackles and 0.5 TFL ... three tackles against Mississippi State ... recorded two tackles against FAU ... tallied two tackles and forced a fumble against South Carolina ... credited with one tackle and his first career fumble recovery at Arkansas ... totaled two tackles and one QB hurry against Florida ... started at defensive tackle against LSU ... three tackles (two solo) and one TFL (-2) in win over Ole Miss ... career-high four tackles at Georgia ... one tackle and one QB hurry against Samford ... made three tackles against Alabama ... two tackles and a half TFL against Virginia in bowl game

2010: Appeared in 14 games and totaled seven tackles ... limited action in season opener vs. Arkansas State, totaling one tackle ... one solo tackle vs. Clemson ... had a QB hurry vs. South Carolina ... one solo tackle and one QB hurry vs. ULM ... against UTC, totaled three tackles ... limited snaps vs. Alabama and did not have a tackle ... one solo tackle in win over South Carolina in SEC Championship Game ... played but did not have a tackle vs. Oregon in BCS National Championship Game

HIGH SCHOOL: High School Coach: Bryan Way ... No. 54-ranked player in the nation, No. 5-ranked defensive tackle and No. 5 player in Georgia by Rivals.com ... rated as the No. 106 player in the nation, No. 11 among defensive tackles and No. 7 in Georgia by Scout.com ... ranked as the nation's No. 17 defensive tackle by ESPN.com/Scouts, Inc. ... ranked No. 27 among defensive linemen and the No. 9 player in Georgia by SuperPrep ... PrepStar All-America team ... No. 4 on the Atlanta Journal-Constitution's Top 50 ... No. 31 on the Mobile Press-Register's Super Southeast 120 ... 2010 U.S. Army All-American Bowl participant ... selected to play in the Georgia North-South All-Star game ... as a senior, had 38 tackles including 11 tackles for loss and two sacks ... registered 40 tackles and 15 tackles for loss as a junior ... in his sophomore season, totaled 50 tackles and one sack

PERSONAL: Birthday is March 20 ... son of the late Gwendolyn Brown, who inspires him every day ... raised by his aunt Cynthia Joseph ... Major: Communication

WHITAKER'S CAREER DEFENSIVE STATS

YEAR	G/GS	TT	UT	AT	TFL-YDS	OBS-YDS	FF/FR	QBH	I/YDS
2010	14/0	7	4	3	0.0-0	0.0-0	0/0	2	0/0
2011	13/13	25	17	8	2.0-3	0.0-0	1/1	3	0/0
2012	9/6	12	5	7	1.0-4	0.0-0	0/0	0	0/0
2013					REDSHIRTED				
Totals	36/19	44	26	18	3.0-7	0.0-0	1/1	5	0/0

WHITAKER'S GAME-BY-GAME DEFENSIVE STATS

DATE	OPPONENT	TT	UT	AT	TFL-YDS	OBS-YDS
9/4/10	ARKANSAS STATE	1	0	1	0.0-0	0.0-0
9/9/10	at Mississippi State	0	0	0	0.0-0	0.0-0
9/18/10	CLEMSON	1	1	0	0.0-0	0.0-0
9/25/10	SOUTH CAROLINA	0	0	0	0.0-0	0.0-0
10/2/10	LOUISIANA-MONROE	1	1	0	0.0-0	0.0-0
10/9/10	at Kentucky	0	0	0	0.0-0	0.0-0
10/16/10	ARKANSAS	0	0	0	0.0-0	0.0-0
10/23/10	LSU	0	0	0	0.0-0	0.0-0
10/30/10	at Ole Miss	0	0	0	0.0-0	0.0-0
11/6/10	CHATTANOOGA	3	1	2	0.0-0	0.0-0
11/13/10	GEORGIA	0	0	0	0.0-0	0.0-0
11/26/10	at Alabama	0	0	0	0.0-0	0.0-0
12/4/10	South Carolina (SECCG)	1	1	0	0.0-0	0.0-0
1/10/11	Oregon (BCSNCG)	0	0	0	0.0-0	0.0-0

DATE	OPPONENT	TT	UT	AT	TFL-YDS	OBS-YDS
9/3/11	* UTAH STATE	2	0	2	0.5-1	0.0-0
9/10/11	* MISSISSIPPI STATE	3	2	1	0.0-0	0.0-0
9/17/11	* at Clemson	0	0	0	0.0-0	0.0-0
9/24/11	* FLORIDA ATLANTIC	2	2	0	0.0-0	0.0-0
10/1/11	* at South Carolina	2	2	0	0.0-0	0.0-0
10/8/11	* at Arkansas	1	1	0	0.0-0	0.0-0
10/15/11	* FLORIDA	2	2	0	0.0-0	0.0-0
10/22/11	* at LSU	0	0	0	0.0-0	0.0-0
10/29/11	* OLE MISS	3	2	1	1.0-2	0.0-0
11/12/11	* at Georgia	4	3	1	0.0-0	0.0-0
11/19/11	* SAMFORD	1	1	0	0.0-0	0.0-0
11/26/11	* ALABAMA	3	1	2	0.0-0	0.0-0
12/31/11	* Virginia (Chick-fil-A)	2	1	1	0.5-0	0.0-0

DATE	OPPONENT	TT	UT	AT	TFL-YDS	OBS-YDS
9/1/12	* Clemson	0	0	0	0.0-0	0.0-0
9/8/12	* at Mississippi State	1	0	1	0.0-0	0.0-0
9/15/12	* ULM	2	1	1	0.0-0	0.0-0
9/22/12	* LSU	4	2	2	0.0-0	0.0-0
10/6/12	* ARKANSAS	1	0	1	0.5-1	0.0-0
10/13/12	* at Ole Miss	0	0	0	0.0-0	0.0-0
10/20/12	at Vanderbilt				DID NOT PLAY	
10/27/12	TEXAS A&M				DID NOT PLAY	
11/3/12	NEW MEXICO STATE				DID NOT PLAY	
11/10/12	GEORGIA	4	2	2	0.5-3	0.5-3
11/17/12	ALABAMA A&M	0	0	0	0.0-0	0.0-0
11/24/12	at Alabama	0	0	0	0.0-0	0.0-0



MARK #31
WHITE WR
 5-10 • 180 • R-Fr. • RS
 Pike Road, Ala. (Trinity Presbyterian)
 Accounting

2013: Did not see varsity action

HIGH SCHOOL: Coach: Randy Ragsdale ... all-state, all-metro as a sophomore, junior and senior ... Class 3A back of the year finalist ... set Alabama record for receptions in a season (123) and career (315), gaining 3,336 career receiving yards ... WSFA athlete of week ... also a baseball and basketball letterwinner

PERSONAL: Birthday is May 12 ... son of Donald and Barbara White ... has two siblings, Locke and James ... Major: Accounting



RYAN #19
WHITE DB
 5-11 • 196 • Sr. • 3L
 Tallahassee, Fla. (Lincoln)
 Public Administration

2013: Cornerback/Safety who has moved into a prominent role... Started two games ... 49 tackles for season... also serves as Auburn's holder... ran in a two-point conversion against Washington State and threw a two-point conversion to Brandon Fulse against Mississippi State... 5 tackles vs. Arkansas State... team-high 8 tackles, 2 PBU against Mississippi State... recovered an LSU fumble along with 4 tackles... 3 solo stops vs. Ole Miss... interception and 5 tackles at Texas A&M, moving to safety to take the place of the injured Holshey... 3 tackles vs. Florida Atlantic... forced an Arkansas fumble and 5 tackles... 6 tackles in Tennessee win... 3 solo stops in Georgia win... 2 solo tackles in win over Alabama... 4 tackles in SEC championship game

2012: Cornerback who also served as the Tigers' holder ... played in every contest ... seven tackles vs. Clemson, a career best ... two tackles against Arkansas

Player Bios

2011: Played in all 13 games with two starts ... served as holder on extra points and field goals ... two tackles against Utah State ... made the first start of his career against Mississippi State, recording four tackles and one breakup ... made his second career start in the game at Clemson and set a career high with five tackles and a breakup ... tied career high five tackles against FAU ... one tackle against Florida ... tallied one breakup against Ole Miss

2010: Appeared in six games and totaled six tackles ... made first collegiate appearance on the road vs. Ole Miss but did not have a tackle ... saw extended snaps vs. Chattanooga and registered five tackles with four solo stops ... had one solo tackle vs. Oregon in the BCS National Championship Game

HIGH SCHOOL: High School Coach: Yusuf Shakir ... No. 60-ranked athlete by ESPN.com/Scouts Inc. ... ranked No. 62 among cornerbacks by Scout.com ... named to the All-Southeast Region team by PrepStar ... played quarterback at Lincoln ... led Lincoln to a 9-4 season and 11th consecutive district championship in 2009 before falling in the playoffs 45-31 to top-ranked Niceville ... as a junior, had 640 rushing yards on 115 attempts including six touchdowns, and completed 76-161 passes for 1,063 yards while throwing 14 TD ... also excelled in track and field

PERSONAL: Birthday is January 22 ... son of Will White and Tina Taylor ... Major: Public Administration

WHITE'S CAREER DEFENSIVE STATS

YEAR	G/GS	TT	UT	AT	TFL-YDS	QBS-YDS	FF/FR	PD	I/YDS
2010	6/0	6	5	1	0.0-0	0.0-0	0/0	1	0/0
2011	13/2	17	13	4	0.0-0	0.0-0	0/0	3	0/0
2012	12/1	11	7	4	0.0-0	0.0-0	0/0	0	0/0
2013	13/2	49	31	18	0.0-0	0.0-0	1/1	5	1/1
Totals	44/5	83	56	27	0.0-0	0.0-0	1/1	9	1/1

WHITE'S GAME-BY-GAME DEFENSIVE STATS

DATE	OPPONENT	TT	UT	AT	PD	INT-YDS
9/4/10	ARKANSAS STATE					DID NOT PLAY
9/9/10	at Mississippi State					DID NOT PLAY
9/18/10	CLEMSON					DID NOT PLAY
9/25/10	SOUTH CAROLINA					DID NOT PLAY
10/2/10	LOUISIANA-MONROE					DID NOT PLAY
10/9/10	at Kentucky					DID NOT PLAY
10/16/10	ARKANSAS					DID NOT PLAY
10/23/10	LSU					DID NOT PLAY
10/30/10	at Ole Miss	0	0	0	0	0-0
11/6/10	CHATTANOOGA	5	4	1	1	0-0
11/13/10	GEORGIA	0	0	0	0	0-0
11/26/10	at Alabama	0	0	0	0	0-0
12/4/10	South Carolina (SECCG)	0	0	0	0	0-0
1/10/11	Oregon (BCSNCG)	1	1	0	0	0-0

DATE	OPPONENT	TT	UT	AT	PD	INT-YDS
9/3/11	UTAH STATE	2	1	1	0	0-0
9/10/11	* MISSISSIPPI STATE	4	4	0	1	0-0
9/17/11	* at Clemson	5	3	2	1	0-0
9/24/11	FLORIDA ATLANTIC	5	4	1	0	0-0
10/1/11	at South Carolina	0	0	0	0	0-0
10/8/11	at Arkansas	0	0	0	0	0-0
10/15/11	FLORIDA	1	1	0	0	0-0
10/22/11	at LSU	0	0	0	0	0-0
10/29/11	OLE MISS	0	0	0	1	0-0
11/12/11	at Georgia	0	0	0	0	0-0
11/19/11	SAMFORD	0	0	0	0	0-0
11/26/11	ALABAMA	0	0	0	0	0-0
12/31/11	Virginia (Chick-fil-A)	0	0	0	0	0-0

DATE	OPPONENT	TT	UT	AT	PD	INT-YDS
9/1/12	* Clemson	7	6	1	0	0-0
9/8/12	at Mississippi State	0	0	0	0	0-0
9/15/12	ULM	0	0	0	0	0-0
9/22/12	LSU	0	0	0	0	0-0
10/6/12	ARKANSAS	2	1	1	0	0-0
10/13/12	at Ole Miss	0	0	0	0	0-0
10/20/12	at Vanderbilt	0	0	0	0	0-0
10/27/12	TEXAS A&M	2	0	2	0	0-0
11/3/12	NEW MEXICO STATE	0	0	0	0	0-0
11/10/12	GEORGIA	0	0	0	0	0-0
11/17/12	ALABAMA A&M	0	0	0	0	0-0
11/24/12	at Alabama	0	0	0	0	0-0

DATE	OPPONENT	TT	UT	AT	PD	INT-YDS
8/31/13	WASHINGTON STATE	1	1	0	0	0-0
9/7/13	ARKANSAS STATE	5	4	1	1	0-0
9/14/13	* MISSISSIPPI STATE*	8	4	4	2	0-0
9/21/13	* at LSU*	4	1	3	2	0-0
10/5/13	OLE MISS*	3	3	0	0	0-0
10/12/13	WESTERN CAROLINA	0	0	0	0	0-0
10/19/13	at Texas A&M*	5	1	4	0	1-1
10/26/13	FLORIDA ATLANTIC	3	2	1	0	0-0
11/2/13	at Arkansas*	5	4	1	0	0-0
11/9/13	at Tennessee*	6	3	3	0	0-0
11/16/13	GEORGIA*	3	3	0	0	0-0
11/30/13	ALABAMA*	2	2	0	0	0-0
12/7/13	vs. Missouri (SECCG)	4	3	2	0	0-0



JERMAINE

#9

WHITEHEAD

DB

5-11 • 201 • Jr. • 2L

Greenwood, Miss. (Amanda Elzy)

Accounting

2013: Started all 13 games at safety... 62 tackles for season... 5 tackles against Washington State... recorded 4 tackles against Arkansas State... 7 tackles against Mississippi State... interception and 4 tackles at LSU... 6 solo stops against Ole Miss... 4 tackles at Texas A&M... 11-yard fumble return against Florida Atlantic... 7 tackles and a TFL at Arkansas... 4 tackles, TFL at Tennessee... 5 tackles in the Georgia win... 9 tackles, 2 PBU in win over Alabama... interception, 6 tackles against Missouri in SEC Championship Game

2012: Starting strong safety ... ranked 13th in SEC in tackles per game (7.17) ... 12 career starts ... 11 tackles vs. Clemson ... recovered a Mississippi State fumble along with a career-high 12 tackles ... eight tackles and a sack in the win over ULM ... four tackles vs. LSU ... seven tackles and a pair of pass breakups against Arkansas ... eight tackles and a TFL at Ole Miss ... nine tackles at Vanderbilt ... eight tackles vs. Texas A&M ... six tackles and a TFL against New Mexico State ... six tackles and a TFL against Georgia ... six stops at Alabama

2011: Played in all 13 games with one start ... 31 tackles for season, 1.5 TFL (-10), one interception, three PBU ... fifth among Auburn DBs with 31 tackles ... recorded one assisted tackle against Mississippi State ... first career interception against Florida Atlantic; returned that pick 25 yards for a touchdown ... first AU true freshman to return an interception for a touchdown since Brad Ware against Alabama (34 yards) in 1996 ... tallied three tackles and a breakup at South Carolina ... team-high eight tackles at Arkansas and a half TFL (-2) ... had just seven tackles entering the game ... credited with three stops and one breakup in the win over Florida ... two tackles at LSU ... two stops against Ole Miss ... one tackle and one breakup at Georgia ... five tackles and one TFL against Samford ... made his first career start and totaled one tackle against Alabama ... two tackles against Virginia

HIGH SCHOOL: High School Coach: Eric House ... named the nation's No. 24 cornerback and the No. 5 player from the state of Mississippi by Rivals.com ... ranked No. 24 nationally among cornerbacks by Scout.com ... listed as the nation's No. 27 athlete by ESPN.com/Scouts Inc. ... named a SuperPrep All-American, and the nation's No. 24 defensive back and the No. 4 recruit from Mississippi by SuperPrep ... ranked as the nation's No. 7 cornerback by MaxPreps ... No. 86 in the Mobile Press-Register's Super Southeast 120 ... named to the Clarion Ledger's Dandy Dozen ... selected to play in the Alabama-Mississippi All-Star Game ... recorded 61 tackles as a senior and intercepted four passes, returning two for touchdowns ... on offense as a senior, rushed 60 times for 805 yards and six touchdowns, caught seven passes for 222 yards and two scores, completed 4-7 passes for 62 yards and a TD and returned four kicks for touchdowns ... as a junior, had 32 tackles, three interceptions, two forced fumbles and three fumble recoveries while accounting for over 1,500 all-purpose yards with nine rushing and seven passing touchdowns as a quarterback ... 2009 District 3 (4A) Player of the Year

PERSONAL: Birthday is March 12 ... son of Teveta Whitehead and Frank Ellis ... Major: Accounting

Player Bios

WHITEHEAD'S CAREER DEFENSIVE STATS

YEAR	G/GS	TT	UT	AT	TFL-YDS	OBS-YDS	FF/FR	PD	I/YDS
2011	13/1	29	22	9	1.5-10	0.0-0	0/0	3	1/25
2012	12/12	86	40	46	4.0-9	1.0-5	0/1	5	0/0
2013	13/13	62	41	21	1.5-1	0.0-0	0/1	6	2/0
Totals	38/26	177	103	76	7.0-20	1.0-5	0/2	14	3/25

WHITEHEAD'S GAME-BY-GAME DEFENSIVE STATS

DATE	OPPONENT	TT	UT	AT	PD	INT-YDS
9/3/11	UTAH STATE	0	0	0	0	0-0
9/10/11	MISSISSIPPI STATE	1	0	1	0	0-0
9/17/11	at Clemson	2	2	0	0	0-0
9/24/11	FLORIDA ATLANTIC	1	1	0	0	1-25
10/1/11	at South Carolina	3	3	0	1	0-0
10/8/11	at Arkansas	8	4	4	0	0-0
10/15/11	FLORIDA	3	2	1	1	0-0
10/22/11	at LSU	2	1	1	0	0-0
10/29/11	OLE MISS	2	1	1	0	0-0
11/12/11	at Georgia	1	0	1	1	0-0
11/19/11	SAMFORD	5	5	0	0	0-0
11/26/11	* ALABAMA	1	1	0	0	0-0
12/31/11	* Virginia (Chick-fil-A)	2	2	0	0	0-0

DATE	OPPONENT	TT	UT	AT	PD	INT-YDS
9/1/12	* Clemson	11	4	7	1	0-0
9/8/12	* at Mississippi State	12	2	10	1	0-0
9/15/12	* ULM	7	5	2	0	0-0
9/22/12	* LSU	4	3	1	1	0-0
10/6/12	* ARKANSAS	7	3	4	2	0-0
10/13/12	* at Ole Miss	8	4	4	0	0-0
10/20/12	* at Vanderbilt	9	6	3	0	0-0
10/27/12	* TEXAS A&M	8	5	3	0	0-0
11/3/12	* NEW MEXICO STATE	6	1	5	0	0-0
11/10/12	* GEORGIA	6	4	2	0	0-0
11/17/12	* ALABAMA A&M	1	0	1	0	0-0
11/24/12	* at Alabama	6	2	4	0	0-0

DATE	OPPONENT	TT	UT	AT	PD	INT-YDS
8/31/13	* WASHINGTON STATE	4	4	1	0	0-0
9/7/13	* ARKANSAS STATE	4	3	1	0	0-0
9/14/13	* MISSISSIPPI STATE*	7	5	2	1	0-0
9/21/13	* at LSU*	4	3	1	0	1-0
10/5/13	* OLE MISS*	6	6	0	0	0-0
10/12/13	* WESTERN CAROLINA	1	0	1	0	0-0
10/19/13	* at Texas A&M*	4	3	1	1	0-0
10/26/13	* FLORIDA ATLANTIC	0	0	0	0	0-0
11/2/13	* at Arkansas*	7	3	4	0	0-0
11/9/13	* at Tennessee*	4	1	3	0	0-0
11/16/13	* GEORGIA*	5	4	1	1	0-0
11/30/13	* ALABAMA*	9	6	3	2	0-0
12/7/13	* vs. Missouri (SECCG)	6	5	1	1	1-0



GABE #90
WRIGHT DL
 6-3 • 296 • Jr. • 2L
 Columbus, Ga. (Carver)
 Public Administration

2013: Veteran defensive tackle ... has started last 9 games, 10 in total... AP All-SEC honorable mention... 3 tackles, 2 TFL against Arkansas State... 4 tackles, 3 TFL, 2 sacks (-16) vs. Ole Miss... pair of solo tackles against Western Carolina... 3 tackles at Texas A&M... fumble recovery and 3 tackles at Arkansas... 4 tackles in Georgia win... 6-yard sack of AJ McCarron was one of 4 tackles in win over Alabama... 2 solo tackles in SEC Championship Game

2012: Started the last five games of season at defensive tackle ... nine career starts ... had a TFL in the LSU game ... two tackles and a TFL at Ole Miss ... sack and a QB hurry at Vanderbilt ... three tackles and a TFL vs. New Mexico State ... three tackles against Georgia ... recorded 8 tackles at Alabama

2011: Played in all 13 games with three starts ... recorded his first career tackle against Clemson ... had one tackle, a TFL (-5), at Arkansas ... also forced the first fumble of his career ... recorded one tackle at LSU ... made his first career start against Ole Miss, gaining one tackle with one QB hurry ... starter against Georgia, with a career-best four tackles ... three tackles, one TFL (-2) and one QB hurry in win over Samford ... sack (-7) against Virginia in Chick-fil-A Bowl

HIGH SCHOOL: High School Coach: Dell McGee ... listed as the No. 3 defensive tackle and the No. 26 player overall by ESPN.com/Scouts Inc. ... ranked as the No. 7 player in the state of Georgia and the nation's No. 121 player by Rivals.com ... named the No. 13 defensive tackle in the nation by Rivals.com ... listed as the nation's No. 11 defensive tackle by Scout.com ... listed as the No. 110 player in the nation by Scout.com ... Named to the Parade All-America team ... named to the PrepStar Dream Team as the No. 87-ranked player in the nation ... named a SuperPrep All-American, and the nation's No. 25 defensive lineman and the No. 8 recruit from Georgia by SuperPrep ... PrepStar All-American ... No. 47 in the Mobile Press-Register's Super Southeast 120 ... selected to play in the 2011 Under Armour All-American Game following his senior season ... had 88 tackles, including 11 sacks and 12 tackles for loss, while forcing five fumbles as a senior

PERSONAL: Birthday is April 3 ... son of Viola Wright ... Major: Public Administration

WRIGHT'S CAREER DEFENSIVE STATS

YEAR	G/GS	TT	UT	AT	TFL-YDS	OBS-YDS	FF/FR	QBH	I/YDS
2011	13/3	12	6	6	3.0-14	1.0-7	1/0	3	0/0
2012	12/6	19	12	7	4.5-14	1.0-6	0/1	6	0/0
2013	13/10	30	16	14	8.5-35	3.0-22	0/1	9	0/0
Totals	38/19	61	34	27	16.0-63	5.0-35	1/2	18	0/0

WRIGHT'S GAME-BY-GAME DEFENSIVE STATS

DATE	OPPONENT	TT	UT	AT	TFL-YDS	OBS-YDS
9/3/11	UTAH STATE	0	0	0	0.0-0	0.0-0
9/10/11	MISSISSIPPI STATE	0	0	0	0.0-0	0.0-0
9/17/11	at Clemson	1	1	0	0.0-0	0.0-0
9/24/11	FLORIDA ATLANTIC	0	0	0	0.0-0	0.0-0
10/1/11	at South Carolina	0	0	0	0.0-0	0.0-0
10/8/11	at Arkansas	1	1	0	1.0-5	0.0-0
10/15/11	FLORIDA	0	0	0	0.0-0	0.0-0
10/22/11	at LSU	1	0	1	0.0-0	0.0-0
10/29/11	* OLE MISS	1	0	1	0.0-0	0.0-0
11/12/11	* at Georgia	4	1	3	0.0-0	0.0-0
11/19/11	* SAMFORD	3	2	1	1.0-2	0.0-0
11/26/11	ALABAMA	0	0	0	0.0-0	0.0-0
12/31/11	Virginia (Chick-fil-A)	1	1	0	1.0-7	1.0-7



ANDREW #45
WILLIAMS RB
 5-9 • 200 • So. • TR
 Sunflower, Ala. (Miles College)
 Science & Math

2013: Did not see varsity action

2012: Attended Miles College in Fairfield, Ala., where he was a member of the football team, before transferring to Auburn


HIGH SCHOOL: Coach: Danny Powell ... part of four Class 2A stats championships at Leroy High, three in football and one in baseball ... football team captain as a junior and senior ... most valuable offensive back ... also a baseball and basketball letterman ... class president, Student Council president, member of National Honor Society, FFA, FCA

PERSONAL: Birthday is August 24 ... son of Raymond and Mattie Williams ... has four siblings: Raymond Jr., Kendell, Roneka and Sherrell ... Major: Science and Math

Player Bios

DATE	OPPONENT	TT	UT	AT	TFL-YDS	OBS-YDS
9/1/12	Clemson	0	0	0	0.0-0	0.0-0
9/8/12	at Mississippi State	0	0	0	0.0-0	0.0-0
9/15/12	ULM	0	0	0	0.0-0	0.0-0
9/22/12	LSU	1	0	1	0.5-2	0.0-0
10/6/12	ARKANSAS	0	0	0	0.0-0	0.0-0
10/13/12	at Ole Miss	2	1	1	0.5-1	0.0-0
10/20/12	* at Vanderbilt	1	1	0	1.0-6	1.0-6
10/27/12	* TEXAS A&M	0	0	0	0.0-0	0.0-0
11/3/12	* NEW MEXICO STATE	3	2	1	1.0-3	0.0-0
11/10/12	* GEORGIA	3	2	1	0.0-0	0.0-0
11/17/12	* ALABAMA A&M	1	1	0	1.0-2	0.0-0
11/24/12	* at Alabama	8	5	3	0.5-1	0.0-0

DATE	OPPONENT	TT	UT	AT	TFL-YDS	OBS-YDS
8/31/13	* WASHINGTON STATE	1	1	0	1.0-3	0.0-0
9/7/13	ARKANSAS STATE	3	2	1	2.0-5	0.0-0
9/14/13	MISSISSIPPI STATE*	0	0	0	0.0-0	0.0-0
9/21/13	at LSU*	3	0	3	0.5-1	0.0-0
10/5/13	* OLE MISS*	4	3	1	3.0-18	2.0-16
10/12/13	* WESTERN CAROLINA	2	2	0	0.0-0	0.0-0
10/19/13	* at Texas A&M*	3	1	2	0.0-0	0.0-0
10/26/13	* FLORIDA ATLANTIC	0	0	0	0.0-0	0.0-0
11/2/13	* at Arkansas*	3	1	2	0.5-1	0.0-0
11/9/13	* at Tennessee*	1	1	0	0.0-0	0.0-0
11/16/13	* GEORGIA*	4	1	3	0.0-0	0.0-0
11/30/13	* ALABAMA*	4	2	2	1.5-7	1.0-6
12/7/13	* vs. Missouri (SECCG)	2	2	0	0.0-0	0.0-0



PATRICK #49
YOUNG FB
 6-2 • 228 • So. • 1L
 Trussville, Ala. (Hewitt-Trussville)
 Biomedical Sciences

2012: Saw varsity action for the Tigers against Alabama A&M ... SEC Honor Roll for academics

HIGH SCHOOL: High School Coach: Hal Riddle ... team offensive captain ... led team in receiving yards and catches ... Football Scholar-Athlete of the Year ... all-metro academic team ... all-area in basketball as a junior and senior ... Student Council, National Honor Society, National Math Honor Society, Principal's Choice award

PERSONAL: Birthday is May 7 ... son of Joy and Philip Young ... has two brothers, James and Philip ... Major: Biomedical Sciences ... active in Fellowship of Christian Athletes



AVERY #56
YOUNG OL
 6-6 • 304 • R-Fr. • RS
 Palm Beach Gardens, Fla. (Palm Beach Gardens)
 Fitness, Conditioning & Performance

2013: Early-season backup to Patrick Miller at right offensive tackle after taking a medical redshirt last season ... starter against Western Carolina and for the next eight games

2012: True freshman who earned the early-season starting nod at right offensive tackle, making three starts while fighting through injury ... saw first collegiate action vs. Clemson ... did not play against LSU or afterward ... SEC Honor Roll

HIGH SCHOOL: Offensive lineman from Palm Beach Gardens High in south Florida ... High School Coach: Chris Davis ... eighth-ranked offensive tackle nationally, 14th-ranked player from the state of Florida and 74th-ranked player nationally on Rivals.com ... fifth-ranked offensive tackle nationally, fourth-rated prospect from the state of Florida and 27th nationally overall according to Scout.com ... 29th-rated offensive tackle nationally and 35th-rated prospect from the state of Florida according to 247Sports.com ... ranked eighth at the offensive tackle position nationally, 14th overall from the state of Florida and 61st overall nationally by ESPN.com ... five-star prospect according to Scout ... four-star prospect according to Rivals, ESPN and 247Sports.com ... 2012 Under Armour All-American Game

PERSONAL: Birthday is November 12 ... son of Willie and Toni Young ... Major: Fitness, Conditioning and Performance



GUS MALZAHN

*2013 National
Coach of the Year*

*2013 SEC
Coach of the Year*



COACHING STAFF

Head Coach Gus Malzahn



Gus Malzahn has had an incredible first season as head coach at Auburn, leading the Tigers to the BCS National Championship Game, the SEC Championship and a 12-1 record en route to being named the National Coach of the Year.

Malzahn, who served as Auburn's offensive coordinator from 2009-11, is coaching in his second BCS National Championship Game in four years. The Tigers won the title in 2010 behind Heisman Trophy winner Cam Newton.

Malzahn is 21-4 in his second season as a head coach after winning the Sun Belt Conference with a 9-3 record

at Arkansas State last season. His 12-1 start at Auburn is the second-best for a new Auburn coach.

Auburn is tied for the biggest turnaround in college football history in NCAA records at +8.5 games as Malzahn turned a 3-9 season with a total offense ranked 117th out of 124 teams prior to his arrival into a 12-1 SEC Champion.

The Home Depot, Sporting News and Eddie Robinson National Coach of the Year and a finalist for the 2013 Maxwell and Liberty Mutual National Coach of the Year awards, Malzahn has earned SEC Coach of the Year honors from the league's coaches and the Associated Press.

Just the third coach in SEC history to win an SEC title in his first year at a school, Malzahn joins LSU's Bernie Moore in 1935 and Ole Miss' John Vaught in 1947.

Malzahn has won or played for a conference title in six of his eight seasons as a college coach, including winning a conference crown in three of the last four seasons with Auburn in 2010 and 2013 and Arkansas State in 2012.

He has produced 11 1,000-yard rushers in eight seasons as a college head coach/coordinator, at least one in each season, with Tre Mason (1,621) and Nick Marshall (1,023) this year.

Malzahn has also had five 1,000-yard receivers and three 3,000-yard passers. He has had two 1,000-yard rushers in the same season three times: 2013 (Auburn), 2010 (Auburn) and 2006 (Arkansas). His 2007 Tulsa team had three 1,000-yard receivers.

This season, Auburn leads the nation rushing for 335.7 yards per game, ranks eighth nationally in yards per play on offense at 7.03 yards and leads the nation with 215 rushing first downs. Auburn has currently scored 30 points in nine consecutive games for the first time in school history.

The Tigers are ranked 11th in total offense with 505.3 yards per game, 12th in scoring offense with 40.2 points per game, 13th with 309 first downs and 19th in red zone offense efficiency (51-of-57, .895).

The Tigers set a school record with 45 rushing touchdowns on the season, set a school record against SEC opponents with 677 yards of total offense vs. No. 5 Missouri in the SEC Championship Game. The Tigers set SEC Championship Game team records for rushing 26 first downs, 74 rushing attempts, 545 rushing yards and seven rushing touchdowns.

Auburn set a school record with 1,955 yards total offense in a three-game span vs. Western Carolina (712), at No. 7 Texas A&M (615) and vs. Florida Atlantic (628).

Junior Tre Mason, a Heisman Trophy finalist and SEC Player of the Year, ranks third in the nation with 22 touchdowns, is sixth nationally with 1,621 yards rushing, sixth with 10.6 points per game, eighth with 164.38 all-purpose yards per game and ninth with 124.7 rushing yards per game. Mason set the Auburn single-season record with 2,137 all-purpose yards, is second with 283 rushing attempts and third with 1,621 yards. His 46 rushing attempts and 304 rushing yards vs. No. 5 Missouri set SEC Championship Game records and fell three yards shy of the Auburn record.

Wide receiver Sammie Coates ranks second in the nation with 22.13 yards per reception with 38 catches for 841 yards and seven touchdowns.

PERSONAL

Hometown Fort Smith, Arkansas
Wife Kristi
Children daughters: Kylie and Kenzie

EDUCATION

College Henderson State University (1990)

PLAYING EXPERIENCE

1984-85 Arkansas (wide receiver)
1988-89 Henderson State (receiver, punter)

COACHING EXPERIENCE

1991-95 **Hughes High School (Ark.)**
Defensive Coordinator (1991)
Head Coach (1992-95)
1996-2000 **Shiloh High School (Ark.)**
Head Coach
2001-05 **Springdale High School (Ark.)**
Head Coach
2006 **Arkansas**
Offensive Coordinator/Wide Receivers
2007-08 **Tulsa**
Assistant Head Coach
Co-Offensive Coordinator/Quarterbacks
2009-11 **Auburn**
Offensive Coordinator/Quarterbacks
2012 **Arkansas State**
Head Coach
2013- **Auburn**
Head Coach

BOWL EXPERIENCE

Player – 1984 Liberty, 1985 Holiday
 Coach – 2007 Capital One, 2008 GMAC, 2009 GMAC, 2010 Outback, 2011 BCS National Championship Game, 2012 Chick-fil-A Bowl, 2014 BCS National Championship Game

Malzahn, who won the Broyles Award as the nation's top assistant coach in 2010 while helping the Tigers to the BCS National Championship, returned to Auburn after serving as the head coach at Arkansas State in 2012, where he led the program to the Sun Belt Conference title. He was named the program's 26th head football coach on December 4, 2012.

Known for his innovative offensive style, Malzahn has made a profound impact during each of his coaching stops at the collegiate level: Auburn, Arkansas State, Tulsa and Arkansas.

Last season at Arkansas State, Malzahn led the Red Wolves to a 9-3 record and 7-1 conference mark, including a seven-game winning streak. The Red Wolves defeated Middle Tennessee, 45-0, on Dec. 1 to claim the Sun Belt Championship and a berth in the GoDaddy.com Bowl on Jan. 6.

A product of Fort Smith, Ark., Malzahn's ASU offense was in the top 25 nationally in nearly every offensive category entering the bowl game, ranking 17th in total offense (481.8 ypg) and 21st in scoring offense (36.4 ppg) and rushing offense (217.4 ypg). Led by record-setting quarterback Ryan Aplin, who was named Sun Belt Player of the Year, the Red Wolves' offense was 13th nationally in passing efficiency (155.39 rating) and averaged 217.4 yards per game passing.

Malzahn made an immediate impact during his tenure at Auburn, highlighted by a record-setting offense in 2010 when the Tigers finished 14-0 and claimed the school's first national championship since 1957.

The 2010 Auburn offense set nine school records, including points in a season (577), points per game (41.2), total yards (6,989), total offense (499.2), rushing yards (3,987), rushing touchdowns (41) and passing touchdowns (31). Malzahn's record-setting offense in 2010 led the Southeastern Conference and finished in the top 10 nationally in six statistical categories.

Head Coach Gus Malzahn

He coached Heisman Trophy winner Cam Newton during the Tigers' run to the 2011 BCS National Championship. Under Malzahn's guidance, quarterback Newton had one of the best single-season performances at the position in college football history. Newton threw for 2,908 yards and 30 touchdowns, while rushing for 1,586 yards and 20 TDs on the ground en route to becoming the third Heisman winner in school history.

Newton, the No. 1 overall draft pick in the 2011 NFL Draft, also won the school's first-ever Davey O'Brien Award and Manning Award, given to the nation's top quarterback. He also claimed the Maxwell Award, presented annually to college football's top player, while also earning Associated Press National Player of the Year and SEC Offensive Player of the Year awards.

Newton became just the third player in FBS history to record 20 rushing and passing touchdowns in a single season and the first player in SEC history to throw for 2,000 yards and rush for 1,000 yards in a single season.

He helped lead the Tigers to an 8-5 record in 2011, which included a victory in the Chick-fil-A Bowl. The Malzahn-led Auburn offense had four players named to the All-SEC Team.

Malzahn's arrival in 2009 and style of offense marked a drastic turnaround from the 2008 season when Auburn struggled offensively. In a two-year period, the Tigers improved from a tie for 110th to seventh in the nation in scoring offense (from 17.3 to 41.2) and from 104th to seventh in total offense. It also took Auburn just six games in 2009 to score more points than it did in all 12 games in 2008.

The striking numbers shouldn't have come as a surprise, as during Malzahn's two seasons at Tulsa, his offenses there were also among the nation's

finest, ranking first nationally in total offense in 2007 and 2008.

Tulsa's offense in 2007 established nine team school records and 12 individual records. The Hurricane also set nine Conference USA team records, while Tulsa quarterback Paul Smith broke an NCAA record by throwing for at least 300 yards in 14 consecutive games.

The 2008 Tulsa offense averaged 569.9 yards per game and was second nationally averaging 47.2 points per games.

Prior to his time at Tulsa, Malzahn coached one season at Arkansas, as offensive coordinator, coaching Heisman Trophy runner-up Darren McFadden and helping the Razorbacks finish fourth nationally in rushing offense at 228.5 yards per game. Two of Malzahn's first three collegiate offenses ranked in the top 10 nationally in rushing, including the 2008 Tulsa team and 2006 Arkansas squad. During Malzahn's one season at Arkansas in 2006, the Razorbacks finished with a 10-4 record and were SEC West Division Champions.

Malzahn's coaching career began in his home state of Arkansas at the high school level. In 14 seasons as a high school head coach, Malzahn led seven teams to the state championship game and won three titles. Malzahn coached two quarterbacks, Josh Floyd and current Auburn offensive coordinator Rhett Lashlee, who set national passing records. Malzahn also tutored 2005 Gatorade, Parade Magazine and Rivals.com National Player of the Year Mitch Mustain at Springdale High School.

In July 2013, he was inducted into the Arkansas High School Sports Hall of Fame.

Malzahn is married to the former Kristi Otwell and they are the parents of two daughters, Kylie and Kenzie.

Malzahn Year-By-Year

HEAD COACH

Year	School	Record	Conf.	Notes
2012	Arkansas State	9-3	7-1	Sun Belt Champions
2013	Auburn	12-1	7-1	SEC Champions
Arkansas State Totals		9-3	7-1	BCS National Championship Game
Auburn Totals		12-1	7-1	
HEAD COACH TOTALS		21-4	14-2	

COLLEGIATE ASSISTANT

2006	Arkansas	Offensive Coordinator	10-4	7-1
Arkansas Totals			10-4	7-1
2007	Tulsa	Asst. Head Coach/Co-Offensive Coord.	10-4	6-3
2008	Tulsa	Asst. Head Coach/Co-Offensive Coord.	11-3	7-2
Tulsa Totals			21-7	13-5
2009	Auburn	Offensive Coord./QB Coach	8-5	3-5
2010	Auburn	Offensive Coord./QB Coach	14-0	8-0
2011	Auburn	Offensive Coord./QB Coach	8-5	4-4
Auburn Totals			30-10	15-9
ASSISTANT COACH TOTALS			61-21	35-15

BOWL GAMES

1984 Liberty Bowl	Auburn defeated Arkansas, 21-15 [player]
1985 Holiday Bowl	Arkansas defeated Arizona State, 18-17 [player]
2007 Capital One Bowl	Arkansas lost to Wisconsin, 17-14
2008 GMAC Bowl	Tulsa defeated Bowling Green, 63-7
2009 GMAC Bowl	Tulsa defeated Ball State, 45-13
2010 Outback Bowl	Auburn defeated Northwestern, 38-35 [OT]
2011 BCS National Championship	Auburn defeated Oregon, 22-19
2012 Chick-fil-A Bowl	Auburn defeated Virginia, 43-24
2014 BCS National Championship	vs. Florida State

Assistant Coaches



Dameyune Craig

CO-OFFENSIVE COORDINATOR/WIDE RECEIVERS

PERSONAL

Hometown Prichard, Alabama
Wife Neke
Children sons: Devin Chanse and Drake Christian

EDUCATION

College Auburn University (2002)

PLAYING EXPERIENCE

1994-97 Auburn (quarterback)
1998-2001 Carolina Panthers (quarterback)
2002 Washington Redskins (quarterback)

COACHING EXPERIENCE

2003 **Blount High School (Ala.)**
Assistant Coach
2004 **LSU**
Graduate Assistant
2005 **Miami Dolphins**
Special Teams
2006-07 **Tuskegee**
Quarterbacks
2008-09 **South Alabama**
Wide Receivers
2010-12 **Florida State**
Quarterbacks
2013- **Auburn**
Co-Offensive Coordinator/Wide Receivers

BOWL EXPERIENCE

Player – 1996 Outback, 1996 Independence, 1998 Peach
Coach – 2004 Capital One, 2006 Pioneer, 2007 Pioneer,
2010 Chick-Fil-A, 2011 Champs Sports, 2012 Orange,
2014 BCS National Championship Game

Former Auburn standout quarterback Dameyune Craig, who helped the Tigers to a 2013 SEC Championship and a BCS Championship berth this year, serves as Auburn's co-offensive coordinator and wide receivers coach. Craig spent the three seasons prior to returning to Auburn as the quarterbacks coach and recruiting coordinator at Florida State.

Auburn is tied for the biggest turnaround in college football history in NCAA records at +8.5 games. Sophomore Sammie Coates ranks second nationally with 22.13 yards per reception, 38 catches for 841 yards and seven touchdowns. Trailing by one, sophomore Ricardo Louis' miracle 73-yard touchdown reception from Nick Marshall with 25 seconds remaining was deflected by a Georgia defender and gave the Tigers a 43-38 victory over No. 25 Georgia. What could have been the play of the year, was supplanted a week later by Chris Davis' remarkable 109-yard missed field goal return for a touchdown with time expired in the 34-28 win over No. 1 Alabama, giving the Tigers the Western Division Championship.

Craig played quarterback at Auburn from 1994-97, where he still holds numerous Auburn passing records, including completions (216) and passing yards (3,227) in a season as well as a single-game record for most net yards gained (445 vs. Army in 1996; 75 rush, 370 pass). Craig, who led Auburn to an 18-7 mark in 25 career starts, was an exceptional student-athlete on and off the field, earning Academic All-SEC honors as a senior in 1997.

In three seasons at Florida State, Craig helped the Seminoles to a 31-10 record, including a 12-2 mark in 2012. FSU won the 2012 Atlantic Coast Conference championship and defeated Northern Illinois in the Discover Orange Bowl.

Charged with coordinating FSU's recruiting efforts, Craig's time in that role helped produced the No. 1 and No. 2 recruiting classes in 2011-12. Craig was recognized as the 2012 Scout/FoxSportsNext ACC Recruiter of the Year as well as the Rivals.com ACC Recruiter of the Year. He was named one of the top 25 recruiters in the country by Rivals and one of the top 50 recruiters by 247Sports.

In addition to his recruiting duties, Craig served as quarterbacks coach, where he helped develop E.J. Manuel and Christian Ponder. In passing efficiency, Ponder ranked third in the ACC and 44th nationally (135.7 passing efficiency) in 2010. Ponder and Manuel combined to throw for 2,905 yards while Ponder completed 61.5 percent of his passes and Manuel completed 69.9 percent of his passes. Ponder was a first-round pick of the Minnesota Vikings in the 2011 NFL Draft.

Manuel, who was drafted by the Buffalo Bills in the first round of the 2013 NFL Draft, finished his FSU career as the school career completion percentage leader (66.9 percent) while ranking in the school's top five all-time in passing yards and total offense. In 2012, Manuel threw for 3,392 yards and 23 touchdowns while completion 68 percent of his passes, while helping FSU set a school single-season record for total offense (6,591).

Craig came to Florida State after a two-year run at South Alabama, where he directed the wide receivers for head coach Joey Jones. Craig was Jones' first hire when he was charged with starting the Jaguars' football program, which played its first season in 2009 and is in the process of becoming a Football Championship Subdivision program.

At South Alabama, Craig was instrumental in implementing a run-based, spread offense that put up prolific numbers during its seven-game inaugural season in 2009. The Jaguars (7-0) averaged 45.9 points and 439 yards of total offense in 2009.

The Pritchard, Ala., native began his collegiate coaching career as an offensive graduate assistant at LSU in 2004 and worked as a special teams assistant with the Miami Dolphins in 2005. Craig returned to the college ranks in 2006 and helped Tuskegee to a two-year record of 22-2.

As the Golden Tigers' quarterbacks coach he helped the program win a pair of SIAC titles and defeat Virginia Union in the Pioneer Bowl X to cap a 12-0 season in 2007 by winning the Black College National Championship. Craig began his coaching career at his high school alma mater, Blount, near Mobile, Ala., where he was an assistant coach in 2003.

He signed as a free agent quarterback with the NFL's Carolina Panthers and appeared in six games over a four-year stretch. Craig gained his greatest acclaim on the field as a pro with the Scottish Claymores in NFL Europe, where he passed for a single-game league record 611 yards against Frankfurt and matched another league mark with five touchdown passes in a game. He finished his professional playing career in 2002 with Indiana of the Arena Football League.

Craig and his wife, Neke, have two sons, Devin Chanse and Drake Christian.

Assistant Coaches



Scott Fountain

SPECIAL TEAMS/TIGHT ENDS

PERSONAL

Hometown East Brewton, Alabama
Wife Rosie
Children sons: Brookes, Hunter, Tanner and Skyler

EDUCATION

College Samford University (1988)
Florida State University (Master's, 1998)

PLAYING EXPERIENCE

1984-87 Samford University (offensive line)

COACHING EXPERIENCE

1988 **Flomaton High School (Ala.)**
Assistant Coach

1989 **W.S. Neal High School (Ala.)**
Assistant Coach

1990-92 **Frisco City High School (Ala.)**
Head Coach

1993 **Monroe County High School (Ala.)**
Head Coach

1994-96 **Florida State**
Graduate Assistant

1997-2003 **Central Florida**
Guards and Centers/Co-Recruiting Coord. (1997)
Tackles and Tight Ends/Recruiting Coord. (1998-2003)

2004-05 **Middle Tennessee**
Offensive Line

2006 **Georgia Southern**
Assistant Head Coach/Offensive Line

2007-08 **Iowa State**
Tight Ends/Recruiting Coordinator

2009-12 **Auburn**
Director of Player Personnel

2013- **Auburn**
Special Teams/Tight Ends

BOWL EXPERIENCE

Coach – 1994 Sugar, 1995 Orange, 1996 Sugar, 2009 Outback, 2010 BCS National Championship, 2011 Chick-fil-A, 2014 BCS National Championship Game

Scott Fountain, who helped the Tigers to a 2013 SEC Championship and a BCS Championship berth this year, returned to the field as the Tigers' special teams coordinator and tight ends coach, helping the unit to a banner season. He spent the previous four seasons as Auburn's player personnel director.

Auburn is tied for the biggest turnaround in college football history in NCAA records at +8.5 games.

The Tigers had two kickoff returns for touchdowns, a punt return for a TD and one of the biggest plays, if not the biggest, in Auburn Football history, a missed 57-yard field goal return for 109 yards (100 yards statistically) by Chris Davis on the last play of the game to defeat #1 Alabama 34-28 to win the SEC Western Division Championship. In the win at Tennessee, Davis had an 85-yard punt return for a touchdown and Corey Grant had a 90-yard kickoff return for a TD. Tre Mason notched a 100-yard kickoff return in the season opener vs. Washington State.

Auburn led the SEC in kick return yards (866) and punt returns (29) and was second in punt return average (11.8) and punt return yards (341). In the national rankings, the Tigers ranked ninth in net punting (40.22), 17th in kickoff return average (24.06) and 23rd in punt return average (11.76).

Chris Davis led the SEC and was ranked second nationally with 20.1 yards per punt return and was 14th in punt return touchdowns (1.0).

Tight end C.J. Uzomah caught an 11-yard touchdown pass from Nick Marshall with only 10 seconds left as the Tigers defeated Mississippi State 24-20 in the SEC opener.

The Tigers had one of the top kicking corps in the nation with Ray Guy Award semifinalist punter Steven Clark, who was third in the SEC with 40.2 net yards per punt and had 23 punts inside the 20 and 21 punts of 50 yards or more. Cody Parkey ranked second in the SEC in PATs made (62) and had touchbacks on 67 of his 92 kickoffs. Parkey, who kicked an SEC Championship Game record 52-yard field goal vs. No. 5 Missouri, was also successful on an on-sides kick in that game.

Fountain, a part of three ACC and an SEC championship teams, was a key figure in Auburn's administrative and recruiting efforts from 2009-12, helping the Tigers sign three consecutive Top 10 recruiting classes. He came to Auburn along with Coach Gene Chizik after spending two seasons (2007-08) on Chizik's staff at Iowa State as tight ends coach and recruiting coordinator.

Beginning his college coaching career as an offensive graduate assistant at Florida State from 1994-96, he joined the UCF staff in 1997 as offensive guards and centers coach and co-recruiting coordinator. He spent seven seasons at UCF, becoming offensive tackles/tight ends coach and recruiting coordinator from 1998-2003. In 2004-05, he was offensive line coach at Middle Tennessee, before moving to Georgia Southern in 2006 as offensive line and assistant head coach.

Some of the notable players he has coached include Ryan Flinn (UCF punter who spent four seasons in the NFL with the Cowboys, Falcons, Packers and Dolphins); Matt Prater (UCF kicker who now holds the franchise tag for the Denver Broncos); and Leonard Johnson (an all-Big 12 player who set an NCAA record for kick return yardage at Iowa State and is now with the Tampa Bay Buccaneers). He also mentored Josh Harris (Auburn long snapper), who is now with the NFL's Atlanta Falcons.

Fountain began his coaching career as an assistant coach at Flomaton (Ala.) High School in 1988, and moved to his high school alma mater W.S. Neal as an assistant in 1989 before being named head coach at Frisco City (Ala.) High in 1990. After three seasons with Frisco City, he became head coach at Monroe County for the 1993 campaign.

Fountain earned a bachelor's degree in physical education (K-12) from Samford in 1988 and a master's degree in educational leadership from Florida State in 1998.

A native of East Brewton, Ala., Fountain is married to the former Rosie Hidalgo, who attended Valencia (Fla.) Community College and Iowa State. They have four sons: Brookes, Hunter, Tanner and Skyler.

Assistant Coaches



Rodney Garner

ASSOCIATE HEAD COACH/RECRUITING COORDINATOR/DEFENSIVE LINE

PERSONAL

Hometown Leeds, Alabama
Wife Kimberly
Children daughters: Bridgett, Brielle, Jaiden, Kai, Sydney and Milan

EDUCATION

College Auburn University (1990)

PLAYING EXPERIENCE

1984-88 Auburn (defensive line)

COACHING EXPERIENCE

1990-95 **Auburn**
Strength and Conditioning Assistant
Recruiting Coordinator
Tight Ends
1996-97 **Tennessee**
Tight Ends (1996)
Offensive Tackles (1997)
1998-2012 **Georgia**
Defensive Line and Recruiting Coord. (1998-2004)
Defensive Line, Recruiting Coordinator
Asst. Head Coach (2005-12)
2013- **Auburn**
Associate Head Coach/Defensive Line

BOWL EXPERIENCE

Player – 1984 Liberty, 1985 Cotton, 1986 Citrus, 1987 Sugar, 1988 Sugar
Coach – 1998 Peach, 1999 Outback, 2000 O’ahu, 2001 Music City, 2002 Sugar, 2003 Capital One, 2004 Outback, 2005 Sugar, 2006 Chick-fil-A, 2007 Sugar, 2008 Capital One, 2009 Independence, 2010 Liberty, 2011 Outback, 2012 Capital One, 2014 BCS National Championship Game

Former Auburn standout player and coach Rodney Garner, who helped the Tigers to a 2013 SEC Championship and a BCS Championship berth this year, returned to his alma mater this season as associate head coach and recruiting coordinator.

Auburn is tied for the biggest turnaround in college football history in NCAA records at +8.5 games. Garner coached senior defensive end Dee Ford, who was both a Coaches All-SEC first-team and Associated Press All-SEC first-team selection, and junior defensive tackle Gabe Wright, an AP All-SEC honorable mention pick.

An All-SEC player at Auburn in 1988 who previously coached on The Plains from 1990-95, Garner coaches the defensive line daily in practice. Garner spent the previous 15 years at Georgia in a similar capacity.

A native of Leeds, Ala., Garner was named All-SEC offensive line and honorable mention All-America as a senior at Auburn in 1988, captaining the team that captured the 1988 SEC Championship. As a coach for the Tigers, Garner served in several capacities on the Auburn staff from 1990-95 including recruiting coordinator, tight ends coach, and assistant strength and conditioning coach.

During his 15 years at Georgia, he was part of a staff that led UGA to 117 victories, two SEC Championships, five SEC Eastern Division titles, seven bowl victories and six top 10 finishes in the final national polls, including No. 2 in 2007 and No. 3 in 2002. He added the title of assistant head coach at Georgia in 2005 after serving as defensive line coach and recruiting coordinator at Georgia since January 1998.

In 2012, Garner helped the Bulldogs to an 11-2 record, the SEC Eastern Division title and a berth in the Capital One Bowl. The Georgia defense ranked 17th nationally in scoring defense, allowing just 18.7 points per game. He was part of the 2005 Georgia team that finished eighth nationally in scoring defense (16.4 ppg).

The 2003 Georgia defense finished second nationally in scoring defense (14.5 ppg), fourth in total defense (276.86 ypg), sixth in passing defense (174.50 ypg, 1st in the SEC), while helping the Bulldogs to a divisional title. Garner helped coach the 2002 Bulldog defense that finished first in the SEC and fourth nationally in scoring defense (15.1 ppg), first in the SEC in red zone defense (58.8%) and second in the SEC in rushing defense (114.0 ypg). The 2002 Bulldogs finished 13-1, won the SEC and Nokia Sugar Bowl Championships and ranked third in the final national polls.

Garner participated in the inaugural Minority Coaches Forum in Scottsdale, Ariz., in 2006. He was also selected as one of 10 coaches to participate in the 2004 NCAA Expert Coaching Academy in Indianapolis and one of only 20 chosen for the NCAA's 2004 Advanced Coaching Academy in Orlando.

At Georgia he coached five NFL first round draft choices -- Richard Seymour (Patriots) and Marcus Stroud (Jaguars), both Pro Bowl starters; David Pollack (Bengals); Charles Grant (Saints); and Johnathan Sullivan (Saints). He also coached draft picks DeAngelo Tyson (7th, Ravens, '12), Geno Atkins (4th, Bengals, '10), Corvey Irvin (3rd, Panthers, '09), Jaruis Wynn (6th, Packers, '09), Kedric Golston (6th, Redskins, '06), Robert Geathers (4th, Bengals, '04), Emarlos Leroy (6th, Jaguars, '99), and free agents Ken Veal (Chargers, '04), Paul Snellings (Colts, 2000), Brandon Miller (Colts, 2000), Charles Johnson (Panthers, '07), Tyrone Robertson (Bills, 2000) and Demetric Evans (Cowboys, '01).

After his playing career at Auburn, Garner had a free agent tryout with the NFL's Tampa Bay Buccaneers and played with the Pittsburgh Gladiators arena football team in 1989. He began his coaching career at Auburn in 1990. Garner coached tight ends and offensive tackles at Tennessee in 1997 after coaching tight ends for the Volunteers in 1996.

Garner was an outstanding high school player at Leeds High School receiving many national, state and local honors. He is married to Kimberly Lawson Garner, a 1988 Auburn graduate in public relations. They have six children: Bridgett, Brielle, Jaiden, Kai, Sydney and Milan.

Assistant Coaches



J.B. Grimes

OFFENSIVE LINE

PERSONAL

Hometown Clarendon, Arkansas
Wife Jennifer
Children daughters: Danielle and Lindsey;
 sons: Aaron and Nick

EDUCATION

College Henderson State University (1977)
 University of Louisiana at Monroe (Master's, 1981)

PLAYING EXPERIENCE

1973-76 Henderson State (offensive line)

COACHING EXPERIENCE

1977 **Nashville High School (Ark.)**
Assistant Coach

1978 **Des Arc High School (Ark.)**
Assistant Coach

1979-80 **Louisiana-Monroe**
Offensive Line

1981-82 **Arkansas**
Graduate Assistant

1983 **Delta State**
Offensive Line

1984 **Missouri**
Offensive Line

1985-88 **Louisiana-Monroe**
Offensive Line

1989-92 **Arkansas**
Offensive Line

1993-97 **Virginia Tech**
Offensive Line

1998-2002 **Texas A&M**
Offensive Line

2003 **East Carolina**
Assistant Head Coach/Offensive Line

2004-08 **Mississippi State**
Offensive Line

2010-11 **Kansas**
Offensive Line

2012 **Arkansas State**
Offensive Line

2013- **Auburn**
Offensive Line

BOWL EXPERIENCE

Coach - 1989 Cotton, 1991 Independence, 1993 Independence, 1994 Gator, 1995 Sugar, 1996 Orange, 1997 Gator, 1998 Sugar, 1999 Alamo, 2000 Independence, 2001 GalleryFurniture.com, 2007 Liberty, 2012 GoDaddy.com, 2014 BCS National Championship Game

With more than 30 years coaching at the collegiate level on his impressive resume, J.B. Grimes, who helped the Tigers to a 2013 SEC Championship and a BCS Championship berth this season, is in his first season as the offensive line coach at Auburn.

Auburn is tied for the biggest turnaround in college football history in NCAA records at +8.5 games. Grimes coached Rimginton Award finalist junior center Reese Dismukes. Dismukes and junior left tackle Greg Robinson were both first-team All-SEC selections while left guard Alex Kozan was named to the Coaches All-SEC Freshman team.

The offensive line paved the way for the Tigers to lead the nation in rushing with 335.7 yards per game. Running back Tre Mason was a Heisman Trophy finalist and named the SEC Player of the Year while Nick Marshall was an Associated Press honorable mention All-SEC selection. The line allowed only 1.23 sacks per game to tie for 21st nationally.

Grimes, who is coaching in his 16th bowl game and has coached numerous NFL players, spent the 2012 season as the offensive line coach at Arkansas State with Auburn head coach Gus Malzahn.

During the 2012 season at Arkansas State, Grimes coached an offensive line unit that helped set a school record with 481.8 yards of total offense per game while ranking 16th nationally in fewest sacks allowed. Senior offensive lineman Zach McKnight earned first-team All-Sun Belt honors under Grimes' direction as the offense led the Sun Belt in rushing and ranked in the top 25 nationally in total offense, scoring offense and rushing offense.

Prior to his arrival at ASU, Grimes spent two seasons at Kansas (2010-11) and Mississippi State (2004-08) as the offensive line coach. Grimes' coaching career also includes stints at East Carolina, Texas A&M, Virginia Tech, Arkansas, Louisiana-Monroe and Delta State as an assistant coach over the last three decades.

In his first season at Mississippi State, the Bulldogs rushed for 1,744 yards, the most at the school in four years. Behind his offensive line, MSU produced three seasons with a 1,000-yard rusher. In his one season at East Carolina (2003), the Pirates' offensive line paved the way for its third straight 1,000-yard individual rusher. At Texas A&M (1998-2002), Grimes coached the offensive line under R.C. Slocum as the Aggies posted a 40-22 overall record while playing in four straight bowl games.

While at Virginia Tech (1993-97) coaching for Frank Beamer, Grimes helped the Hokies to back-to-back Big East Championships and five bowl games in five seasons.

Grimes also coached at Arkansas, serving as a graduate assistant in 1981-82 and as a full-time assistant coach in 1989-92, where he helped the Razorbacks to the Southwest Conference championship and a Cotton Bowl appearance in 1990. At Arkansas, Grimes worked for Lou Holtz, Ken Hatfield and Jack Crowe.

Grimes also coached at Louisiana-Monroe (1979-80; 1985-88), Delta State (1983) and Missouri (1984) after spending his first two seasons at the high school level in the state of Arkansas, at Nashville (1977) and Des Arc (1978). Louisiana-Monroe won the 1987 Division I-AA national championship.

As an offensive lineman at Henderson State, he helped his team to a 40-6 record in four seasons, including a berth in the 1974 NAIA Championship game. He earned a bachelor's degree in education from Henderson State in 1977 and a master's degree in education from Louisiana-Monroe in 1981.

Grimes grew up in Clarendon, Ark., and is married to the former Jennifer Graves, who received a degree in advertising and public relations from Arkansas. The couple has four children, sons Aaron and Nick and daughters Danielle and Lindsey.

Assistant Coaches



Charlie Harbison

CO-DEFENSIVE COORDINATOR/SAFETIES

PERSONAL

Hometown Shelby, North Carolina
Wife Tammy
Children Charlie, Stedman, Masai, Msiba

EDUCATION

College Gardner-Webb College (1995)

PLAYING EXPERIENCE

1978-81 Gardner-Webb College (defensive back)
1982 Buffalo Bills (defensive back)

COACHING EXPERIENCE

1984-85 **Gardner-Webb**
Defensive Backs

1988 **East Lincoln Senior High School (N.C.)**
Assistant Coach

1990 **Charlotte Barons**
Assistant Coach

1991 **Lincolnton Senior High School (N.C.)**
Assistant Coach

1992-93 **Gardner-Webb**
Wide Receivers

1993 **Charlotte Rage**
Defensive Coordinator

1994 **UTEP**
Defensive Backs

1995-97 **Clemson**
Defensive Backs

1998-2000 **Alabama**
Defensive Backs

2001-02 **LSU**
Defensive Backs

2003-06 **Alabama**
Wide Receivers

2007-08 **Mississippi State**
Secondary (2007)
Secondary/Defensive Coordinator (2008)

2009-12 **Clemson**
Secondary/Co-Defensive Coordinator

2013- **Auburn**
Co-Defensive Coordinator/Safeties

BOWL EXPERIENCE

Coach – 1995 Gator, 1996 Peach, 1997 Peach, 1998 Music City, 1999 Orange, 2001 Sugar, 2002 Cotton, 2004 Music City, 2005 Cotton, 2006 Independence, 2007 Liberty, 2008 Gator, 2009 Music City, 2010 Meineke Car Care, 2011 Orange, 2012 Chick-fil-A, 2014 BCS National Championship Game

An experienced coach and highly regarded recruiter who has spent the last 19 years coaching in the Southeastern and Atlantic Coast Conferences, Charlie Harbison, who helped the Tigers to a 2013 SEC Championship and a BCS Championship berth this season, serves as co-defensive coordinator at Auburn, working daily with the AU safeties.

Auburn is tied for the biggest turnaround in college football history in NCAA records at +8.5 games. Harbison coached junior Robenson Therezie, who was named an Associated Press honorable mention selection at the star position.

Prior to coming to Auburn, Harbison spent the previous four seasons in a similar capacity at Clemson.

Harbison and Auburn defensive coordinator Ellis Johnson worked together at Clemson (1995-96), Alabama (1998-2000) and at Mississippi State (2007).

Named one of nation's top-25 recruiters by Rivals in 2010, Harbison helped Clemson to back-to-back 10-win seasons, including the 2011 ACC Championship, the program's first in 20 years, and an Orange Bowl appearance. Harbison coached cornerback Coty Sensabaugh, who had 14 passes defensed in 2011 and was drafted by the Tennessee Titans. His secondary was ranked in the top 26 in the nation in pass efficiency defense in 2009 and 2010, while coaching first-team All-America safety DeAndre McDaniel in 2009 and 2010. McDaniel led the ACC and was tied for third in the nation in interceptions (8) in 2009.

He helped Clemson to a top-25 ranking and the ACC Atlantic Division title in 2009. Clemson had 21 interceptions, fifth-most in Tiger history and tied for fifth-most in the nation. Clemson was seventh in the nation in passing defense. Prior to his tenure at Clemson, Harbison spent two seasons at Mississippi State (2007-08). After just one season, he was elevated to defensive coordinator, while also coaching safeties. The Bulldogs were seventh in the nation in pass defense and 20th in the nation in pass efficiency defense in 2007.

Harbison had a pair of coaching stints at Alabama from 1998-2000 and 2003-06. He coached the Crimson Tide wide receivers during his second stint, helping Alabama to a 26-24 overall record, including three bowl berths. During that four-year stretch, Harbison helped receivers D. J. Hall, Antonio Carter and Triandos Luke rank among the school's all-time top 10 pass-catchers. Two of Hall's single-season receiving totals were among the best ever at the school. Following the 2005 season, he was honored as one of the nation's top 25 college football recruiters by Rivals.com.

Harbison coached defensive backs in his initial stay from 1998-2000. He helped Alabama to the 1999 Southeastern Conference title and appearances in the 1998 Music City and 2000 Orange Bowls. Two of his pupils, Fernando Bryant (1999) and Tony Dixon (2001) were taken in the first and second rounds of the NFL Draft.

Between the Alabama assignments, Harbison coached the defensive backfield at LSU in 2001 and '02. He was a member of the Tiger coaching staff that won the 2001 SEC title, finished 18-8 overall and played in the 2002 Sugar and 2003 Cotton Bowls. Corey Webster, who played under Harbison his first two years in Baton Rouge, finished his career second on the school's all-time pass interception list.

Harbison served as the defensive backs coach at Clemson from 1995-97. The Tigers posted a 22-14 mark during those three years, ending those seasons in the Gator and back-to-back Peach Bowls. One of his pupils was nine-time Pro Bowl selection Brian Dawkins. He was an All-American and led the ACC in interceptions in Harbison's first year at Clemson (1995).

Harbison also coached the secondary at UTEP (1994) and served twice at his alma mater, Gardner-Webb, coaching wide receivers (1992-93) and defensive backs (1984-85). In addition to his collegiate coaching experience, he worked in both the Arena Football League and the World League of American Football. His pro football coaching resume includes serving as defensive coordinator for the Charlotte Rage (1993).

A native of Shelby, N.C., Harbison graduated from Gardner-Webb College with a bachelor's degree in business administration in 1995. A two-sport star in football and track on the college level, he was a free-agent signee of the Buffalo Bills following his senior season.

He is married to the former Tammy McCluney, a retail merchandise and design graduate of Kinds College. The couple has four children, Charlie, Stedman, Masai and Msiba.

Assistant Coaches



Tim Horton

RUNNING BACKS

PERSONAL

Hometown Conway, Arkansas
Wife Lauren
Children daughter: Caroline; son: Jackson

EDUCATION

College University of Arkansas (1990)

PLAYING EXPERIENCE

1986-89 Arkansas (wide receivers)

COACHING EXPERIENCE

1990-98 **Appalachian State**
Receivers and Tight Ends (1990-92)
Running Backs and Recruiting Coord. (1993-98)

1999-2005 **Air Force**
Wide Receivers (1999-2004)
Running Backs (2005)

2006 **Kansas State**
Running Backs

2007-12 **Arkansas**
Running Backs/Recruiting Coordinator

2013- **Auburn**
Running Backs

BOWL EXPERIENCE

Player – 1986 Orange, 1987 Liberty, 1988 Cotton, 1989 Cotton

Coach – 2000 Silicon Valley, 2002 San Francisco, 2006 Texas, 2007 Cotton, 2009 Liberty, 2010 Sugar, 2011 Cotton, 2014 BCS National Championship Game

SEC veteran Tim Horton, who helped the Tigers to a 2013 SEC Championship and a BCS Championship berth this season, is in his first season as running backs coach at Auburn, where the Tigers led the nation with 335.7 yards rushing per game. He also tutored the kickoff and punt returners.

Junior Tre Mason, a Heisman Trophy finalist and SEC Player of the Year, ranks third in the nation with 22 touchdowns, is sixth nationally with 1,621 yards rushing, sixth with 10.6 points per game, eighth with 164.38 all-purpose yards per game and ninth with 124.7 rushing yards per game.

Mason set the Auburn single-season record with 2,137 all-purpose yards, is second with 283 rushing attempts and third with 1,621 yards. His 46 rushing attempts and 304 rushing yards vs. No. 5 Missouri set SEC Championship Game records and was three yards shy of the Auburn record. Mason is the fifth 1,000-yard rusher he has coached since 2007 and the second Heisman finalist.

The Tigers had two kickoff returns for touchdowns, a punt return for a TD and one of the biggest plays, if not the biggest, in Auburn Football history, a missed 57-yard field goal return for 109 yards (100 yards statistically) by Chris Davis on the last play of the game to defeat #1 Alabama 34-28 to win the SEC Western Division Championship. In the win at Tennessee, Davis had an 85-yard punt return for a touchdown and Corey Grant had a 90-yard kickoff return for a TD. Tre Mason notched a 100-yard kickoff return in the season opener vs. Washington State.

Auburn led the SEC in kick return yards (866) and punt returns (29) and was second in punt return average (11.8) and punt return yards (341). In the national rankings, the Tigers ranked 17th in kickoff return avg. (24.06) and 23rd in punt return avg. (11.76). Chris Davis led the SEC and was ranked second nationally with 20.1 yards per punt return.

Prior to Auburn, Horton spent six successful seasons in a similar capacity at Arkansas, where he was also recruiting coordinator.

A 24-year coaching veteran, Horton was recognized by Rivals.com and ESPN.com as one of the nation's top recruiters during his tenure at Arkansas and was one of just two coaches in the nation, and the only one in the SEC, to coach four different 1,000-yard rushers from 2007-10. Under his watch, Darren McFadden and Felix Jones earned All-America honors, while Dennis Johnson and Knile Davis earned All-SEC honors.

In 2011, Horton helped the Razorbacks tie a school record with 11 wins and, combined with a 10-win season in 2010, marked just the third time in school history the Razorbacks reached double-digit win totals in back-to-back seasons.

Horton, who played football at Arkansas from 1986-89, returned to his alma mater in 2007, where he coached McFadden and Jones to All-America honors. McFadden, the Heisman Trophy runner-up, won the Doak Walker Award as the nation's top running back. McFadden finished the 2007 season with a school-record 1,830 yards and 16 touchdowns.

He came to Arkansas after taking the offensive coordinator and wide receivers coaching position at Air Force in January 2007. During the 2006 season, he was the running backs coach at Kansas State, helping the Wildcats earn a Texas Bowl appearance. At KSU, Horton coached future NFL running backs Thomas Clayton and James Johnson.

He was at Air Force from 1999-2005, serving as the wide receivers coach from 1999-2004 and the running backs coach in 2005. Horton was recognized by the Colorado Chapter of the Fellowship of Christian Athletes as one of its coaches of the year in 2004.

Horton began his coaching career at Appalachian State in 1990 and helped guide the Mountaineers to a 67-32 record during his eight years, including Southern Conference championships in 1991 and 1995 and five appearances in the NCAA Division I-AA playoffs.

Horton earned his bachelor's degree in marketing management from Arkansas in 1990. While at Arkansas, he was a four-year letterman and three-year starter as a split end and punt returner under head coach Ken Hatfield. He caught 49 passes for 942 yards and one touchdown in his career, hauling in 23 catches for 453 yards as a senior in 1989. Horton also returned 78 punts for 657 yards in his collegiate career, fifth all-time in school history.

Horton's four years at Arkansas proved to be among the most successful in school history as the Razorbacks compiled a 38-11 record, won back-to-back Southwest Conference titles in 1988 and 1989 and appeared in four straight bowl games, still tied for the school record for the most wins in a four-year period.

A two-time academic all-conference selection, Horton was a second-team All-Southwest Conference selection in 1989 and served as the Razorbacks' team captain. Horton was a two-time all-state running back and a track standout at Conway (Ark.) High School.

Horton and his wife Lauren, who earned a bachelor's degree in early childhood education from Arkansas, have one daughter, Caroline, and one son, Jackson.

Assistant Coaches



Ellis Johnson

DEFENSIVE COORDINATOR/LINEBACKERS

PERSONAL

Hometown Winnsboro, South Carolina
Wife Caroline
Children sons: Eli and Charlie; daughter: Sandra

EDUCATION

College The Citadel (1975)

PLAYING EXPERIENCE

1971-74 The Citadel (defensive end)

COACHING EXPERIENCE

1975 **The Citadel**
Defensive Ends

1976-78 **Gaffney High School (S.C.)**
Assistant Coach

1979-81 **Spartanburg High School (S.C.)**
Assistant Coach
Head Coach

1982 **The Citadel**
Linebackers

1983 **Gardner-Webb**
Head Coach

1984 **Appalachian State**
Defensive Coordinator

1985-87 **East Carolina**
Linebackers

1988-89 **Southern Miss**
Defensive Coordinator

1990-93 **Alabama**
Outside Linebackers

1994-96 **Clemson**
Defensive Coordinator

1997-2000 **Alabama**
Defensive Coordinator

2001-03 **The Citadel**
Head Coach

2004-07 **Mississippi State**
Defensive Coordinator

2008-11 **South Carolina**
Defensive Coordinator

2012 **Southern Miss**
Head Coach

2013- **Auburn**
Defensive Coordinator/Linebackers

BOWL EXPERIENCE

Coach – 1988 Independence, 1990 Fiesta, 1991 Blockbuster, 1992 Sugar, 1993 Gator, 1995 Gator, 1996 Peach, 1998 Music City, 1999 Orange, 2007 Liberty, 2008 Outback, 2009 PapaJohns.com, 2010 Chik-fil-A, 2011 Capital One, 2014 BCS National Championship Game

Auburn defensive coordinator Ellis Johnson, one of the most respected defensive minds in college football who helped the Tigers to a 2013 SEC Championship and a BCS Championship berth this season, is a 30-plus year coaching veteran who has 17 years of experience coaching in the Southeastern Conference.

Auburn is tied for the biggest turnaround in college football history in NCAA records at +8.5 games.

Johnson's coaching career has included head coaching stops at Southern Miss (2012), The Citadel (2001-03) and Gardner-Webb (1983). Prior to his stop at Southern Miss, Johnson was at South Carolina for four years (2008-11), where he served as the Gamecocks' defensive coordinator while also holding the title of assistant head coach.

Along with his four years at South Carolina, Johnson has logged stints as the defensive coordinator at Appalachian State (1984), Southern Miss (1988-89), Clemson (1995-96), Alabama (1997-2000) and Mississippi State (2004-07).

He has coached in five SEC Championship games, has been part of one national title and has placed numerous players on NFL rosters.

While defensive coordinator at South Carolina, Johnson also served as linebackers coach. In his final season with the Gamecocks, his defense ranked third nationally, allowing just 268 yards per game. Under Johnson, South Carolina finished in the Top 15 nationally in total defense three times.

In addition to the 2011 mark of No. 4 overall, the USC defense ranked No. 13 in scoring defense (18.8 points per game) and second in pass defense (133 yards per game).

A native of Winnsboro, S.C., Johnson logged two stints at Alabama. He was the defensive coordinator and outside linebackers coach from 1997-2000, helping the Crimson Tide go 10-3 in 1999 with an SEC title and a spot in the Orange Bowl. His 1999 defense was No. 2 in the nation against the rush and No. 9 in total defense.

He served as the outside linebackers coach from 1990-93, helping Gene Stallings' teams go a combined 41-9, including an undefeated national championship year in 1992. Alabama's defense ranked No. 1 that season against the run and in total defense. The Tide ran off a 31-game winning streak and a 34-game unbeaten streak from 1991-93. The 1991 squad went 11-1. All four of those teams played in bowl games.

A 1975 graduate of The Citadel with a bachelor's degree in education, Johnson played defensive end for the Bulldogs. He began his career as the defensive ends coach at his alma mater under Bobby Ross in 1975 before working as an assistant coach at Gaffney (S.C.) High School from 1976-78 and as both an assistant and head coach at Spartanburg (S.C.) High School from 1979-81.

He is married to the former Caroline Courie, a Columbia, S.C., native and Clemson graduate. They have two sons, Eli and Charlie, and a daughter, Sandra Elliott.

Assistant Coaches



Rhett Lashlee

OFFENSIVE COORDINATOR/QUARTERBACKS

PERSONAL

Hometown Springdale, Arkansas
Wife Lauren
Children sons: Thomas and Hudson

EDUCATION

College Arkansas (2006)
Auburn (Master's, 2009)

PLAYING EXPERIENCE

2002-04 Arkansas (quarterback)

COACHING EXPERIENCE

2006 **Arkansas**
Graduate Assistant

2009-10 **Auburn**
Graduate Assistant

2011 **Samford**
Offensive Coordinator

2012 **Arkansas State**
Offensive Coordinator

2013- **Auburn**
Offensive Coordinator/Quarterbacks

BOWL EXPERIENCE

Player – 2002 Music City, 2003 Independence
Coach – 2009 Outback, 2011 BCS National
Championship, 2012 GoDaddy.com,
2014 BCS National Championship Game

Auburn offensive coordinator Rhett Lashlee, who helped the Tigers to a 2013 SEC Championship and a BCS Championship berth this season, has helped spearhead one of the most prolific offenses in Auburn history in 2013. For the last two seasons, he has been a finalist for the Broyles Award, presented to the nation's top assistant coach.

Auburn is tied for the biggest turnaround in college football history in NCAA records at +8.5 games.

Without starting quarterback Nick Marshall going through spring workouts, Lashlee coached the junior college transfer who played defensive back as a freshman at Georgia to 2,782 yards of total offense (1759 passing and 1023 rushing) while throwing for 12 touchdowns and rushing for 11 TDs.

Auburn led the nation rushing for 335.7 yards per game, was ranked 11th in total offense with 505.3 yards per game, 12th in scoring offense with 40.2 points per game, 13th with 309 first downs and 19th in red zone offense efficiency (51-of-57, .895).

The Tigers set a school record with 45 rushing touchdowns on the season, set a school record against SEC opponents with 677 yards of total offense vs. No. 5 Missouri in the SEC Championship Game.

The Tigers set SEC Championship Game team records for rushing 26 first downs, 74 rushing attempts, 545 rushing yards and seven rushing touchdowns.

Junior Tre Mason, a Heisman Trophy finalist and SEC Player of the Year, ranks third in the nation with 22 touchdowns, is sixth nationally with 1,621 yards rushing, sixth with 10.6 points per game, eighth with 164.38 all-purpose yards per game and ninth with 124.7 rushing yards per game.

Mason set the Auburn single-season record with 2,137 all-purpose yards, is second with 283 rushing attempts and third with 1,621 yards. His 46 rushing attempts and 304 rushing yards vs. No. 5 Missouri set SEC Championship Game records and was three yards shy of the Auburn record.

Wide receiver Sammie Coates ranks second in the nation with 22.13 yards per reception with 38 catches for 841 yards and seven touchdowns.

Lashlee has spent seven of the last 10 seasons working closely with head coach Gus Malzahn and his innovative offense in a variety of capacities. Lashlee also coaches the Auburn quarterbacks.

During the 2012 season as offensive coordinator at Arkansas State, Lashlee, a Broyles Award nominee as the nation's top assistant coach, helped guide ASU to a Sun Belt Championship while ranking 17th nationally in total offense (481.8 ypg), 21st in scoring offense (36.4 ppg) and rushing offense (217.4 ypg).

Under Lashlee, school and conference record-setting quarterback Ryan Aplin was named the Sun Belt Player of the Year, leading the league in passing yards, passing efficiency and total offense.

Prior to his tenure at Arkansas State, Lashlee served as the offensive coordinator and quarterbacks coach at Samford in 2011, where he installed a high-tempo offense that improved the Bulldogs' national ranking in total offense from No. 57 in the nation to No. 36 over the course of just one year, while helping the Bulldogs average 28 points per game compared to 17 a game the previous year.

He helped Samford post a 6-5 record, including a 4-4 Southern Conference mark in 2011, matching its best ever as a member of the league. Samford broke the school record for points scored in a league game with 52 against Western Carolina as Lashlee helped the school jump from No. 100 in the nation in scoring offense to No. 43. He coached Samford wide receiver Kelsey Pope, who broke the school record for receptions in a game, while quarterback Dustin Taliaferro broke Samford's career record for completions.

While at Auburn as an offensive graduate assistant during the 2009-10 seasons, Lashlee assisted Malzahn with all aspects of the offense and coached the slot receivers in 2010. In 2009, the Tigers finished 8-5 winning the Outback Bowl. During the 2010 season he helped the Tigers finish 14-0, winning the Southeastern Conference Championship and the BCS National Championship behind Heisman Trophy winning quarterback Cam Newton.

Lashlee's college coaching career began in 2006 at Arkansas, where he served as offensive graduate assistant while working with Malzahn, helping the Razorbacks to a 10-4 record and an SEC Western Division Championship behind Heisman Trophy runner-up Darren McFadden and fellow All-American Felix Jones. Lashlee worked with Malzahn at Springdale High School in Arkansas in 2004 and 2005, working with the quarterbacks and 2005 Gatorade, Parade Magazine and Rivals.com National Player of the Year Mitch Mustain.

A backup quarterback at the University of Arkansas from 2002-04, when his career was cut short due to a shoulder injury, Lashlee graduated from Shiloh Christian High School in Springdale, Ark., in 2002. He played quarterback for Malzahn (1999-2000) and Chris Wood (2001) at Shiloh Christian, posting a state-record 40 career wins (40-3-2 as a starter) while leading his team to three straight state championship game appearances that included two state titles. He was also named the 2001 AP Arkansas Player of the Year.

Lashlee owns virtually every state passing record and when his career had finished, he had broken the national record for career touchdown passes (171), career touchdowns (200), most passing yards in a game (672) and was second with 13,201 passing yards.

Lashlee graduated from Arkansas in 2006 with a degree in marketing and business administration. He received his master's degree in higher education from Auburn in 2009.

Lashlee is married to the former Lauren Lee of Rogers, Ark., an Arkansas graduate with a degree in business administration. They have 3-year-old twin boys, Thomas Price and Hudson Rhett.

Assistant Coaches



Melvin Smith

CORNERBACKS

PERSONAL

Hometown Taylorsville, Mississippi
Wife Sheilah
Children daughters: Deodra and Ashlee;
sons: Robert and Melvin

EDUCATION

College Millsaps College (1982)
Delta State University (Master's, 1992)

PLAYING EXPERIENCE

1978-81 Millsaps College (running back)

COACHING EXPERIENCE

1982-89 **Greenwood High School (Miss.)**
Assistant Coach

1990-91 **Delta State**
Defensive Backs (1990)
Defensive Coordinator/Linebackers (1991)

1992-94 **Ole Miss**
Tight Ends/Wide Receivers

1995-2001 **Mississippi State**
Wide Receivers (1995)
Defensive Backs (1996-2001)

2002 **Alabama**
Safeties

2003-05 **Texas A&M**
Safeties

2006-12 **Mississippi State**
Secondary (2006)
Cornerbacks (2007-12)

2013- **Auburn**
Cornerbacks

BOWL EXPERIENCE

Coach – 1992 Liberty, 1998 Cotton, 1999 Peach, 2000 Independence, 2004 Cotton, 2007 Liberty, 2010 Gator, 2011 Music City, 2012 Gator, 2014 BCS National Championship Game

Melvin Smith, who has nearly two decades of experience coaching in the Southeastern Conference and helped the Tigers to a 2013 SEC Championship and a BCS Championship berth this season, is in his first season as the cornerbacks coach at Auburn.

Auburn is tied for the biggest turnaround in college football history in NCAA records at +8.5 games and in Smith's first season, the Tiger secondary made drastic improvements in production, recording 13 interceptions after the Tigers only had two a year ago.

Smith coached senior cornerback Chris Davis, an Associated Press All-SEC second-team selection.

Prior to coming to Auburn, Smith spent the previous seven seasons coaching cornerbacks and the secondary at Mississippi State.

Smith, who coached cornerbacks for MSU since 2007 after coaching the entire secondary in 2006, mentored Jonathan Banks, who won the 2012 Jim Thorpe Award, presented annually to the nation's top defensive back. Banks was also a Walter Camp All-American and a first-team All-SEC selection.

In 2012, Smith tutored a Bulldog defense that had 30 takeaways, which led the SEC and was 12th nationally. Darius Slay, a second-team All-SEC pick, tied for the league lead in interceptions with five, while Banks added four.

In 2009, Smith guided a young group that led the SEC with 17 interceptions. Led by then-freshman Corey Broomfield's six picks, the corners improved as the season progressed. For his efforts, Broomfield was named Freshman All-SEC. In 2011, Smith continued to tutor Broomfield and Banks, who developed into an All-SEC performer and was named a semifinalist for the Jim Thorpe Award.

Smith returned to Mississippi State in 2006 after spending time at both Alabama and Texas A&M. In just his second season back at MSU, Smith helped the Bulldogs' pass defense rank fourth in the SEC, allowing just 182.2 yards per game, sixth in pass efficiency defense (114.8). The Bulldogs improved their interception total from 12 to 15.

A native of Taylorsville, Miss., who grew up in Magee, Miss., Smith was an assistant football coach at Mississippi State for seven years (1995-2001), helping guide the Bulldogs through the greatest period in the school's football history. In 2000, three of his four defensive backfield starters signed professional football contracts. That secondary intercepted 19 passes, the second-most in school history.

The 32-year coaching veteran came back to Mississippi State following three seasons at Texas A&M, where he coached the safeties. During his tenure in College Station, Smith helped the Aggies to a 7-4 regular season record in 2004 and a berth in the 2005 Cotton Bowl. Smith coached the safeties at Alabama in 2002, where the Crimson Tide team posted a 10-3 regular season record.

Smith has also coached on the collegiate level in Mississippi at Ole Miss (1992-94) and Delta State (1990-91). He began his coaching career on the high school level at Greenwood (Miss.) from 1982-89. By the time he became an assistant at Delta State in 1990, he'd joined the Army Reserves for a stint that would eventually last eight years.

Smith holds a master's degree in administration from Delta State (1992) and a bachelor's degree in health and physical education from Millsaps College. Smith is married to the former Sheilah McLemore and the couple has four children: sons Robert and Melvin, and daughters Deondra and Ashlee.

Football Support Staff

Support Staff



Jamie Croley
*Director of Football
Operations*



David Gunn
Assistant AD/Football



Kenny Ingram
*Director of Player
Development*



Phillip Lolley
*Director of Former Players/
NFL Liason*



Al Pogue
*Director of High School
Relations*



Jeremy Roberts
Assistant AD/Operations



Brent Thomas
Football Video Coordinator



Brett Whiteside
Director of Recruiting



Rev. Chette Williams
Team Chaplain



Casey Woods
Director of Player Personnel


Strength and Conditioning Staff



Ryan Russell
*Head Strength and
Conditioning Coach*




Jeff Jones
*Assistant Strength and
Conditioning Coach*



Andre Wadley
*Strength and Conditioning
Intern*



Sa'Jason Finley
*Strength and Conditioning
Intern*



Anthony Kincy
*Strength and Conditioning
Intern*


Football Support Staff

Graduate Assistants



Johnny Brewer

Offensive Graduate Assistant



Kodi Burns

Offensive Graduate Assistant



Cam Clark

Defensive Graduate Assistant



Brandon Wheeling

Defensive Graduate Assistant

Medical Staff



Dr. James R. Andrews

Orthopaedic Surgeon



Dr. Michael D. Goodlett

Team Physician



David Walsh

*Manager of Plainsman Park
Physical Therapy*



Joe-Joe Petrone

Director of Sports Medicine



Clark Pearson

*Head Football Athletic
Trainer*



Kirk Nielson

Assistant Athletic Trainer



Drew Hamblin

Assistant Athletic Trainer

Football Support Staff

Analysts and Quality Control



Brent Dearmon
Analyst



Brandon Hall
Analyst



Levorn Harbin
Analyst




Chip Lindsey
Analyst



Erik Link
Analyst



Dell McGee
Analyst



Eric Munoz
Quality Control



Wes Murphy
Quality Control

Equipment Staff



Dana Marquez
*Director of Equipment
Operations*



Brad Rapacz
*Assistant Equipment
Manager*



Dale Calloway
*Assistant Equipment
Manager*



Ryan Latuso
*Assistant Equipment
Manager*



Andrew Warnke
*Assistant Equipment
Manager*

Administration



Jay Gogue
Auburn University President

Jay Gogue returned to his alma mater on July 16, 2007, as Auburn University's 18th president. The Waycross, Ga., native earned bachelor's and master's degrees from Auburn and a doctorate in horticulture from Michigan State University.

During his tenure as president, the academic strength of Auburn's student population has increased, a new research center has been established in Huntsville, Ala., a common book program that generates a shared academic experience has been instituted and outreach partnerships with underserved schools in surrounding communities have been established. His leadership during a period of sharp reductions in state support for the university budget has protected Auburn's academic quality and prevented elimination of academic programs.

Auburn is currently implementing a new five-year strategic plan developed at President Gogue's direction in collaboration with faculty, staff, students, alumni and representatives from business, industry and agriculture. The plan focuses on five priorities with an emphasis on strengthening student success, supporting faculty excellence and enhancing research, scholarship and creative work.

President Gogue was selected in 2013 for the Michigan State University Distinguished Alumni Award. In 2012, he was inducted into the Alabama Academy of Honor, a group of 100 Alabamians "chosen for accomplishment or service greatly benefitting or reflecting great credit on the State."

The Secretary of the U.S. Department of Homeland Security appointed President Gogue in 2012 to a new Homeland Security Academic Advisory Council. He and other members advise the Secretary and the Department's leadership on student recruitment, research, campus and community preparedness and other issues.

Before returning to Auburn, President Gogue served as president of New Mexico State University beginning in 2000 and, in 2003, he was named president of the University of Houston and chancellor of the University of Houston System. He started his higher education administration career in 1986 at Clemson University as vice president for research and vice president/vice provost for agriculture and natural resources. Utah State University selected him as provost in 1995.

President Gogue is a member of the Phi Kappa Phi and Golden Key honor societies, Sigma Chi Fraternity, Sigma Xi scientific research society and the National Society of Scabbard and Blade, the honorary military society for all branches of service. He met his wife, Susie, in the eighth grade, and they married during their undergraduate years at Auburn. Like Dr. Gogue, Mrs. Gogue also earned two Auburn degrees. They are the proud parents of three children and have one grandchild.



Jay Jacobs
Athletics Director

Auburn Director of Athletics Jay Jacobs has a vision of leading Auburn Athletics to becoming the nation's preeminent Athletics Department. In his tenure at the helm of the Tigers' program, the department has prospered athletically, academically and financially.

Under Jacobs' leadership, Auburn Athletics has made major strides benefitting Auburn student-athletes, coaches and fans. The department has focused on five strategic goals under his leadership: Winning, graduating student-athletes, managing the department's fiscal affairs, complying with SEC and NCAA rules and providing a positive gameday experience.

The Auburn Athletics Department has consistently ranked in the top 10 percent of the NACDA Directors Cup and has claimed 10 national championships under Jacobs, including a school-record four titles in 2005-06. In 2010, the football program claimed the BCS National Championship, its first national title since 1957. The Auburn equestrian team also won a pair of national titles in 2011 and 2013. Under Jacobs' watch, Auburn's athletics programs have captured 23 Southeastern Conference titles.

Academically, Auburn has earned seven public recognitions by the NCAA for scoring in the 90th-100th percentile nationally in the Academic Progress Rate (APR).

Jacobs served as the Senior Associate Athletics Director for Tigers Unlimited prior to his appointment as Director of Athletics and has initiated several successful business ventures for the Athletics Department, including a lucrative contract with Under Armour Performance Apparel and a nine-year extension with multimedia rights holder IMG.

During Jacobs' tenure, Auburn has also moved forward with numerous facility projects designed to benefit Tiger athletics programs and their fans, most notably, the construction of the state-of-the-art Auburn Arena and basketball practice facility that opened for the 2010-11 season. The most recent facilities upgrade was a \$16 million multipurpose 100-yard indoor practice facility.

Jacobs was named Auburn's 14th Director of Athletics on Dec. 22, 2004, after working in almost every area of the Auburn Athletics Department for the previous 20 years.

Jacobs earned his undergraduate and master's degrees in business administration from Auburn in 1985 and 1988, respectively, and was a member of the Auburn football team, earning two letters as an offensive tackle in 1982 and 1983. He is a member of the Auburn chapter of Phi Kappa Phi honorary.

He is married to the former Angie Sapp of Dublin, Ga. The couple has three daughters, Haley, Meagan and Jayne. They are also foster parents.

A black and white photograph of a large, dense crowd of people at night. The crowd is gathered under a structure with long, thin streamers or ribbons hanging from it. The scene is illuminated by streetlights, creating a high-contrast, grainy image. The text "SEASON IN REVIEW" is overlaid in the center of the image.

SEASON IN REVIEW

Season in Review

Aug. 31, 2013 • ESPN • Jordan-Hare Stadium (85,095) • Auburn, Ala.

WASHINGTON STATE	24
AUBURN	31

GAME 1

Auburn opened the Gus Malzahn era with a 31-24 win over Washington State at Jordan-Hare Stadium.

The two teams played a see-saw first half, which saw five lead changes and 46 total points before Auburn pulled out the victory.

Auburn rushed for 295 yards on 46 carries, led by Corey Grant's 146, which included a 75-yard touchdown run in the second quarter which helped give Auburn a lead it would hold onto for the rest of the game.

Nick Marshall finished 10-for-19 for 99 yards. Sammie Coates (44 yards) and Quan Bray (28 yards) each had three catches.

Auburn's defense collected three interceptions on the night, two by Robenson Therezie, including one in the end zone as Washington State was driving late in the fourth quarter for a tying score.

Washington State struck first, taking a 7-0 lead on a Jeremiah Laufasa 4-yard run, capping a 12-play, 75-yard drive.

Auburn took its first lead of the game when Ryan White's two-point conversion run made it 8-7 following a Tre Mason 8-yard scoring run. The touchdown the 10th of Mason's career while the successful two-point conversion was Auburn's first since Lee Guess caught a Carl Stewart pass at Alabama in 2006.

Washington State took a 14-8 lead with 8:02 left in the first half on a Connor Halliday 7-yard touchdown pass to Bobby Ratliff, capping off a nine-play, 67-yard drive. The lead was short-lived, however, as Mason returned the ensuing kickoff 100 yards for the game-tying score. A successful Cody Parkey extra-point put Auburn ahead, 15-14.

Mason's 100-yard kick return tied for the second-longest in school history and marks the sixth consecutive season in which Auburn has returned at least one kickoff to a touchdown, tied for the third-longest active streak in the nation.

Washington State wasted little time answering Mason's return, going 75 yards in just 1:28 to reclaim the lead, 21-15, with 6:18 left in the half. Halliday hit Ratliff for a 53-yard pass down to the 1-yard line before Laufasa carried it in for his second score of the day.

Grant's 75-yard touchdown run on the first play following the WSU score tied it and a Parkey extra point gave Auburn the lead for good, 22-21.

SCORING SUMMARY

Washington St. 7 14 3 0 — 24

Auburn..... 8 17 3 3 — 31

WSU - Laufasa 4-yd run (Furney kick), 10:43, 1st
 AU - Mason 8-yd run (White rush), 2:26, 1st
 WSU - Ratliff 7-yd pass from Halliday (Furney kick), 8:02, 2nd
 AU - Mason 100-yd kickoff return (Parkey kick), 7:46, 2nd
 WSU - Laufasa 1-yd run (Furney kick), 6:18, 2nd
 AU - Grant 75-yd run (Parkey kick), 6:06, 2nd
 AU - Parkey 47-yd field goal, 1:11, 2nd
 AU - Parkey 26-yd field goal, 6:51, 3rd
 WSU - Furney 43-yd field goal, 4:18, 3rd
 AU - Parkey 42-yd field goal, 9:07, 4th

TEAM STATISTICS	WSU	AU
First Downs	28	16
Rushes-Yards	23-120	46-295
Passing Yards	344	99
Comp-Att-Int	35-65-3	10-20-0
Total Plays-Yards	88-464	66-394
Punts-Avg.	5-39.2	5-41.6
Fumbles/Lost	0/0	3/1
Penalties-Yards	5-21	5-30
3rd Down Conv.	7-of-17	4-of-13
Time of Possession	31:27	28:33

INDIVIDUAL STATISTICS

RUSHING: (WSU) - Caldwell 7-53; Mason 6-43; Halliday 5-14; Laufasa 5-10 (2 TD); (AU) Grant 9-146 (TD); Mason 15-73 (TD); Artis-Payne 10-52; Marshall 9-27.
 PASSING: (WSU) - Halliday 35-65-3-344 (TD); (AU) - Marshall 10-19-0-99.
 RECEIVING: (WSU) - Marks 9-81; Galvin 5-43; K. Williams 4-42; Ratliff 3-66 (TD); D. Williams 3-43; Caldwell 3-14; Cracraft 3-14; Mason 2-20; Myers 2-15; Bartolone 1-6; (AU) Coates 3-44; Bray 3-28; Louis 2-10; Denson 1-11; Mason 1-6.

score tied it and a Parkey extra point gave Auburn the lead for good, 22-21.

Parkey's 47-yard field goal with 1:11 left in the first half put Auburn ahead, 25-21.

The two teams traded field goals during the third quarter as Parkey's 26-yarder extended Auburn's lead to 28-21 while an Andrew Furney 43-yard kick made it 28-24 with 4:18 left in the quarter. That was the only scoring in the quarter.

Parkey's third field goal of the day, a 42-yard kick with 9:07 left in the game, extended the lead to the final seven-point margin, 31-24.

Sept. 7, 2013 • FSN • Jordan-Hare Stadium (83,246) • Auburn, Ala.

ARKANSAS STATE	9
AUBURN	38

GAME 2

Nick Marshall threw for 147 yards and two touchdowns and tailbacks Tre Mason, Corey Grant and Cameron Artis-Payne each scored a rushing touchdown as Auburn (2-0) cruised to a 38-9 win over Arkansas State (1-1) at Jordan-Hare Stadium. Artis-Payne, finishing the night with 102 yards on 19 carries, led an Auburn rushing attack that finished with 301 yards on the ground.

Marshall finished the night 10-for-17, connecting with seven different receivers, as Auburn led from start to finish.

Mason finished the game with 99 yards on 14 carries, including an 11-yard touchdown in the third quarter that put Auburn up 28-9, while Artis-Payne's 12-yard touchdown run came in the fourth quarter and was the final score of the game.

Marshall's first career touchdown pass landed in the hands of Marcus Davis for an 18-yard score to put Auburn up a touchdown just 3:23 into the game. The touchdown reception was the first of the freshman's career.

After a Brian Davis field goal cut the lead to 7-3, Grant rushed 17 yards around right end to cap an 8-play, 85-yard drive to put Auburn ahead, 14-3. The touchdown marked the second straight week that Grant carried a touchdown in, marking the first Auburn player since Onterio McCalebb in 2009 to score in each of the first two Auburn games of a season. Mason would later join Grant in the accomplishment.

Marshall found Sammie Coates just 2:20 before halftime for a 68-yard touchdown strike that extended Auburn's lead to 21-3.

Davis hit a 21- and a 42-yard field goal in the third quarter for Arkansas State, cutting the margin to 12 at 21-9 before Mason's third touchdown of the season gave Auburn a 28-9 lead with just 1:14 left in the third quarter.

Cody Parkey's 35-yard field goal with 8:46 left in the game extended the lead to 31-9. It capped off an 11-play, 62-yard drive that lasted 5:12, its longest of the game by both time and number of plays.

Chris Davis finished with a career-high 10 tackles for Auburn, including seven solo, 1.5 tackles for loss, two pass break ups and one forced fumble.

SCORING SUMMARY

Arkansas St. 3 0 6 0 — 9

Auburn..... 14 7 7 10 — 38

AU - Davis 18-yd pass from Marshall (Parkey kick), 11:37, 1st
 ASU - Davis 34-yd field goal, 6:54, 1st
 AU - Grant 17-yd run (Parkey kick), 3:56, 1st
 AU - Coates 68-yd pass from Marshall (Parkey kick), 2:20, 2nd
 ASU - Davis 21-yd field goal, 9:58, 3rd
 ASU - Davis 42-yd field goal, 7:53, 3rd
 AU - Mason 11-yd run (Parkey kick), 1:14, 3rd
 AU - Parkey 35-yd field goal, 8:46, 4th
 AU - Artis-Payne 12-yd run (Parkey kick), 1:43, 4th

TEAM STATISTICS	ASU	AU
First Downs	24	23
Rushes-Yards	38-138	50-301
Passing Yards	284	167
Comp-Att-Int	30-42-0	11-19-0
Total Plays-Yards	80-422	69-468
Punts-Avg.	4-44.8	4-41.5
Fumbles/Lost	2/1	2/1
Penalties-Yards	6-53	9-91
3rd Down Conv.	8-of-18	7-of-14
Time of Possession	32:54	27:06

INDIVIDUAL STATISTICS

RUSHING: (ASU) - Kennedy 12-74; Oku 16-48; Knighten 4-24; (AU) - Artis-Payne 19-102; Mason 14-99; Marshall 8-53; Grant 7-40; Wallace 2-7.
 PASSING: (ASU) - Kennedy 30-42-0-284; (AU) - Marshall 10-17-0-147 (2 TD).
 RECEIVING: (ASU) - Jones 7-29; Oku 6-70; Griswold 5-46; Rains 3-36; McKissic 3-57; Fleming 2-14; Houston 1-9; Gordon 1-9; Muse 1-7; Thornton 1-7; (AU) Prosch 3-31; Reed 2-24; M. Davis 2-23 (TD); Coates 1-68 (TD); Denson 1-17; Mason 1-6.

Season in Review

Sept. 14, 2013 • ESPN2 • Jordan-Hare Stadium (85,817) • Auburn, Ala.

MISSISSIPPI STATE	20
AUBURN	24

GAME 3

Nick Marshall hit C.J. Uzomah for a 11-yard touchdown pass with just 10 seconds left in the game as Auburn rallied to defeat Mississippi State, 24-20, at Jordan-Hare Stadium. Marshall finished the night with 339 yards passing and two touchdowns as Auburn moved to 3-0 (1-0 SEC) on the season.

Facing a 3rd-down and 10 on the Mississippi State 25-yard line, Marshall rushed over left end for 11 yards and a key first down to keep Auburn's final drive alive. Two plays later, Marshall connected with Uzomah, who finished with three catches for 48 yards, for the game-winner. Auburn's drive had started on its own 12-yard line with just 1:56 on the clock.

Marshall, who finished 23-34 with two touchdowns and two interceptions, had the first 300-yard passing game by an Auburn quarterback since Cam Newton threw for 335-yards in the 2010 SEC Championship Game against South Carolina.

Marshall connected with nine different receivers in the game, with Quan Bray leading the team in yards with 80, while Marcus Davis led the team in receptions with six, totaling 43 yards.

Mississippi State (1-2, 0-1 SEC) had taken its first lead of the game, 20-14, when Dak Prescott scored his second rushing touchdown of the game, a 2-yard scamper just 2:22 into the third quarter.

Cody Parkey's 47-yard field goal, which tied a career long, cut the lead to 20-17 with 9:53 left in the third quarter.

A Parkey 40-yard field goal and a Bray 76-yard touchdown reception helped Auburn jump out to an early 11-0 lead. Instead of kicking the extra point following Bray's catch from Marshall, Auburn successfully went for a 2-point conversion for the second time in 2013. Bray's reception was the first touchdown catch of his career while the 76-yard connection tied for the 19th-longest in Auburn history and was the longest since Newton hit Terrell Zachery for an 80-yard touchdown against Chattanooga in 2010.

Mississippi State cut the lead to 11-6 as Jameon Lewis rushed for a 14-yard touchdown, but MSU's 2-point conversion failed.

Parkey's second field goal, a 19-yarder, extended Auburn's lead to 14-6 but a 5-yard touchdown run by Dak Prescott following an 11-play, 84-yard Mississippi State drive and a successful PAT made it 14-13 going into halftime.

Prescott finished the game with 213 yards on 15-for-28 passing and added 133 yards rushing on the ground.

SCORING SUMMARY

Mississippi St...	6	7	7	0	—	20
Auburn.....	11	3	3	7	—	24

AU - Parkey 40-yd field goal, 10:53, 1st
 AU - Bray 76-yd pass from Marshall (Fulse pass from White), 4:45, 1st
 MSU - Lewis 14-yd run (Griffin rush failed), 4:09, 1st
 AU - Parkey 19-yd field goal, 13:36, 2nd
 MSU - Prescott 5-yd (Bell kick), 5:02, 2nd
 MSU - Prescott 2-yd (Bell kick), 12:38, 3rd
 AU - Parkey 47-yd field goal, 9:53, 3rd
 AU - Uzomah 11-yd pass from Marshall, 00:10, 4th

TEAM STATISTICS

	MSU	AU
First Downs	19	22
Rushes-Yards	40-202	36-120
Passing Yards	213	339
Comp-Att-Int	15-28-0	23-34-2
Total Plays-Yards	68-415	70-459
Punts-Avg.	7-46.6	4-48.0
Fumbles/Lost	1/0	4/1
Penalties-Yards	5-33	1-5
3rd Down Conv.	5-of-15	7-of-15
Time of Possession	34:23	25:37

INDIVIDUAL STATISTICS

RUSHING: (MSU) - Prescott 22-133 (2 TD); Perkins 8-39; Lewis 2-15; (AU) Grant 8-44; Mason 10-34; Marshall 10-22; Artis-Payne 6-12; Louis 1-4; Frazier 1-4.
 PASSING: (MSU) - Prescott 15-28-0-213; (AU) - Marshall 23-34-2-339 (2 TD).
 RECEIVING: (MSU) - R. Johnson 4-84; Morrow 4-40; Lewis 3-62; Perkins 2-14; Griffin 1-8; M. Johnson 1-5 (AU) Davis 6-43; Bray 3-80 (TD); Coates 3-55; Uzomah 3-48 (TD); Louis 3-34; Reed 2-12; Marshall 1-37; Denson 1-17; Mason 1-13.

Sept. 21, 2013 • ESPN • Tiger Stadium (92,638) • Baton Rouge, La.

AUBURN	21
#6 LSU	35

GAME 4

In the only Auburn loss of the 2013 regular season, LSU's Jeremy Hill rushed for a career-high 184 yards and three touchdowns as No. 6 LSU defeated Auburn 35-21 on a rainy Saturday night in Tiger Stadium.

Playing in inclement conditions throughout the night, both teams were forced into a ground game with Auburn (3-1, 1-1 SEC) totaling 213 rushing yards to LSU's 228. Auburn out-rushed LSU 140-74 after halftime.

Tre Mason led the way on the ground for Auburn with 132 yards on 26 carries and two touchdowns. He was the third different 100-yard rusher for Auburn in 2013 joining teammates Corey Grant and Cameron Artis-Payne.

The performance was his first 100-yard game since Alabama A&M in 2011 and the fourth of his career. It was his first 100-yard rushing game against an SEC opponent in his career.

Auburn opened the second half with an interception by safety Jermaine Whitehead of LSU quarterback Zach Mettenberger. The pick was the first of the season by Whitehead and his first since 2011.

The Tigers followed up the interception with a two-yard touchdown run by Mason. Mason later added another two-yard touchdown late in the fourth quarter to post his fourth career game with two rushing touchdowns.

The score capped a 10-play, 94-yard drive that included a 52-yard throw from Nick Marshall to Sammie Coates. Marshall completed 17-of-33 passes for 224 yards with two interceptions. He also rushed for 46 yards on 14 carries.

Artis-Payne added a 12-yard touchdown late in the fourth quarter. He finished with 41 yards on seven carries.

Coates finished with a career-best 139 yards on four receptions to become Auburn's first 100-yard receiver of the season. Ricardo Louis had a career-high five catches.

Mettenberger finished the game 14-of-22 for 229 yards with one touchdown and one interception. Jarvis Landry had seven receptions for 118 yards to lead LSU.

Cassanova McKinzy led Auburn with eight tackles, 1.5 sacks and 2.5 tackles for loss. Robenson Therezie also totaled eight tackles.

SCORING SUMMARY

Auburn.....	0	0	14	7	—	21
LSU.....	14	7	7	7	—	35

LSU - Hill 49-yd run (Delahoussaye kick), 11:16, 1st
 LSU - Hill 10-yd run (Delahoussaye kick), 9:56, 1st
 LSU - Copeland 1-yd run (Delahoussaye kick), 12:34, 2nd
 AU - Mason 2-yd run (Parkey kick), 12:39, 3rd
 LSU - Hill 6-yd run (Delahoussaye kick), 10:08, 3rd
 AU - Mason 2-yd run (Parkey kick), 3:00, 3rd
 LSU - Landry 32-yd pass from Mettenberger (Delahoussaye kick), 14:52, 4th
 AU - Artis-Payne 12-yd run (Parkey kick), 6:33, 4th

TEAM STATISTICS

	AU	LSU
First Downs	21	16
Rushes-Yards	52-213	44-228
Passing Yards	224	229
Comp-Att-Int	17-33-2	14-22-1
Total Plays-Yards	85-437	66-457
Punts-Avg.	6-43.5	6-38.2
Fumbles/Lost	3/1	2/1
Penalties-Yards	5-44	10-85
3rd Down Conv.	6-of-17	5-of-13
Time of Possession	30:49	29:11

INDIVIDUAL STATISTICS

RUSHING: (AU) - Mason 26-132 (2 TD); Marshall 14-46; Artis-Payne 7-41 (TD); Grant 2-9; Louis 1-2; (LSU) - Hill 25-191 (3 TD); Blue 4-24; Hilliard 4-12; Magee 3-9; Copeland 1-1 (TD).
 PASSING: (AU) - Marshall 17-33-2-224; (LSU) - Mettenberger 14-22-1-229 (TD).
 RECEIVING: (AU) - Louis 5-24; Coates 4-139; Stevens 2-21; Davis 2-21; Mason 2-13; Bray 1-6; Reed 1-0. (LSU) - Landry 7-118 (TD); Beckham 5-59; Dickson 1-45; Copeland 1-7.

Season in Review

Oct. 5, 2013 • ESPNU • Jordan-Hare Stadium (86,504) • Auburn, Ala.

#24 OLE MISS	22
AUBURN	30

GAME 5

Auburn raced out to a 17-point first half lead and then held off an Ole Miss second-half rally as Auburn defeated the No. 24 Rebels, 30-22, on Saturday night at Jordan-Hare Stadium. Quarterback Nick Marshall finished with 140 yards rushing as Auburn moved to 4-1, 2-1 SEC on the season.

Auburn's defense played a key role in the win, sacking the Ole Miss (3-2, 1-2 SEC) quarterbacks six times and also intercepting two passes. Robenson Therezie had one of the two picks for the Auburn defense, returning a Bo Wallace second-quarter pass 78 yards for a touchdown and a 13-3 Auburn lead late in the first quarter.

The six sacks by the Auburn defense were the most for an Auburn defensive unit since it registered 11 quarterback sacks against Alabama in 2005.

Auburn jumped out to a 20-3 lead on the back of touchdown runs from Tre Mason and Marshall and Therezie's pick-six. Mason's 1-yard rush capped off a six-play, 80-yard drive early on Auburn's first drive to put it up 6-0 while Marshall pushed the lead to 20-3 with a 5-yard touchdown run with 5:17 left in the first half to cap a 12-play, 80-yard drive.

Ole Miss kicked a pair of first half field goals. Andrew Ritter hit on a 42-yard field goal in the first quarter and then a 44-yarder with 41 seconds left in the half to make it 20-6 in Auburn's favor at the half.

Ritter connected on a 22-yard field goal early in the third quarter to cut it 20-9 only to have Marshall answer with his second rushing touchdown of the game, a 5-yard run as Auburn went up 27-9 with 6:35 left in the third quarter.

Ole Miss wouldn't go away quietly as Wallace hit Donte Moncrief for a 49-yard touchdown pass with 5:55 to go in the third and a 13-yard touchdown pass with 8:29 to go in the fourth to make it 27-22.

The two teams traded turnovers in the fourth quarter following the second Wallace to Moncrief connection. Auburn's Cameron Artis-Payne had the ball stripped for a fumble following an 18-yard run to give Ole Miss the ball at its own 40-yard line but Ole Miss gave it back just three plays later when Ryan Smith intercepted a Wallace pass in the flat.

After a 3-and-out by the Auburn offense, Auburn punter Steven Clark pinned Ole Miss at its own 1-yard line with a 39-yard punt. Ole Miss would

SCORING SUMMARY

Ole Miss.....	3	3	10	6	—	22
Auburn.....	13	7	7	3	—	30

AU - Mason 1-yd run (White pass fails), 10:16, 1st
 OM - Ritter 42-yd field goal, 6:42, 1st
 AU - Therezie 78-yd INT return (Parkey kick), 1:39, 1st
 AU - Marshall 5-yd run (Parkey kick), 5:17, 2nd
 OM - Ritter 44-yd field goal, 00:41, 2nd
 OM - Ritter 22-yd field goal, 9:45, 3rd
 AU - Marshall 5-yd run (Parkey kick), 6:35, 3rd
 OM - Moncrief 49-yd pass from Wallace (Ritter kick), 5:55, 3rd
 OM - Moncrief 13-yd pass from Wallace (Ritter kick), 8:29, 4th
 AU - Parkey 23-yd field goal, 3:02, 4th

TEAM STATISTICS

	OM	AU
First Downs	24	19
Rushes-Yards	39-124	48-282
Passing Yards	340	93
Comp-Att-Int	26-50-2	11-17-0
Total Plays-Yards	89-464	65-375
Punts-Avg.	5-44.2	5-41.4
Fumbles/Lost	0/0	2/2
Penalties-Yards	4-34	2-23
3rd Down Conv.	5-of-19	5-of-13
Time of Possession	32:05	27:55

INDIVIDUAL STATISTICS

RUSHING: (OM) Scott 6-66; Mathers 4-28; Brunetti 6-28; Walton 5-7; Neat 1-3; Wallace 17-minus 8. (AU) Marshall 14-140 (2 TD); Mason 21-77 (TD); Artis-Payne 5-49; Louis 1-14; Grant 2-9; Bray 1-1; TEAM 4-minus 8.
 PASSING: (OM) Wallace 25-48-2-336 (2 TD); Brunetti 1-1-0-4; Treadwell 0-1-0-0. (AU) Marshall 11-17-0-93.
 RECEIVING: (OM) Moncrief 6-122 (2 TD); Logan 5-92; Treadwell 4-45; Scott 4-28; Sanders 2-22; Ingram 2-22; Walton 2-10; Mathers 1-minus 1. (AU) Mason 3-62; Davis 3-11; Coates 2-13; Fulse 1-5; Bray 1-4; Louis 1-minus 2.

also go 3-and-out, punting it back to Auburn, with the kick covering just 30 yards. Cody Parkey would connect on a 23-yard field goal to make it an 8-point game, 30-22, and then the Auburn defense held strong, sacking Wallace on third and fourth down before kneeling on the ball to end the game.

Marshall's 140-yard rushing effort marked the fourth time this season Auburn has had a 100-yard rusher, with Marshall being the fourth different runner to hit the century mark. Corey Grant (Washington State), Artis-Payne (Arkansas State) and Mason (LSU) have also had 100-yard rushing nights, marking the first time Auburn has had four different 100-yard single-game rushers in a season.

Oct. 12, 2013 • PPV • Jordan-Hare Stadium (84,171) • Auburn, Ala.

WESTERN CAROLINA	3
AUBURN	62

GAME 6

True freshman Jeremy Johnson threw for four touchdowns and completed 17-of-21 passes in his first career start as Auburn (5-1) cruised to a 62-3 win over Western Carolina (1-6). Auburn accounted for a school-record 712 yards of total offense on the day, which included 511 yards rushing, the third-most rushing total in school history.

Auburn jumped out to a 42-3 halftime lead while holding the ball for 12:29, scoring on six of its seven first-half possessions. Johnson finished with 201 yards passing, 183 of it in the first half, hitting eight different receivers while also carrying it for 26 yards on three carries.

Tre Mason finished with 100 yards rushing, his second 100-yard rushing game of the season and the fifth of his career. He scored on a 20-yard run on Auburn's first possession of the game and later scored on a 53-yard run that put Auburn up 35-3 with 7:46 left in the first half to give him seven rushing touchdowns this season.

Cameron Artis-Payne also topped 100 yards on the ground, carrying it seven times for 133 yards. His 25-yard touchdown run up the middle midway through the third quarter extended Auburn's lead to 56-3.

Corey Grant carried it five times for 83 yards, scoring on a 51-yard run that put Auburn up 28-3 with 13:54 left in the second quarter. Johnathan Ford (2 carries, 45 yards) also had a rushing touchdown, scoring on a 38-yard run up the middle just 10 seconds into the final quarter, while Chandler Shakespeare finished with 61 yards on 10 carries, all of it coming in the fourth quarter.

Auburn's rushing total was its most since it ran for 526 yards against Furman in 1946 while the school record is 565 yards rushing against Southwest Louisiana in 1985.

Johnson hit Jay Prosch for an 8-yard score on Auburn's second possession of the game, the first career passing and receiving touchdown for the duo. On Auburn's next possession Johnson hit Ricardo Louis for a 46-yard touchdown strike to extend the Auburn lead to 21-3.

Quan Bray led the Auburn receivers with four catches while Louis' 53 yards were tops on the team. Bray caught a 3-yard touchdown of the season while Tony Stevens, who caught three passes for 47 yards, scored on a 22-yard pass with just 1:38 left before the half.

SCORING SUMMARY

WCU.....	3	0	0	0	—	3
Auburn.....	21	21	14	6	—	62

AU - Mason 20 yd run (Parkey kick), 13:03, 1st
 AU - Prosch 8 yd pass from Johnson (Parkey kick), 10:14, 1st
 WCU - Sigmon 49 yd field goal, 3:51, 1st
 AU - Louis 46 yd pass from Johnson (Parkey kick), 3:14, 1st
 AU - Grant 51 yd run (Parkey kick), 13:54, 2nd
 AU - Mason 53 yd run (Cody Parkey kick), 7:46, 2nd
 AU - Stevens 22 yd pass from Johnson (Parkey kick), 1:38, 2nd
 AU - Bray 3 yd pass from Johnson (Parkey kick), 10:12, 3rd
 AU - Artis-Payne 25 yd run (Parkey kick), 6:46, 3rd
 AU - Ford 38 yd run (White rush failed), 14:50, 4th

TEAM STATISTICS

	WCU	AU
First Downs	6	30
Rushes-Yards	31-66	43-511
Passing Yards	107	201
Comp-Att-Int	17-6-1	22-17-1
Total Plays-Yards	48-173	65-712
Punts-Avg.	9-41.4	0-0.0
Fumbles/Lost	1/0	1/0
Penalties-Yards	3-20	3-20
3rd Down Conv.	2 of 14	6 of 7
Time of Possession	28:42	31:18

INDIVIDUAL STATISTICS

RUSHING: (WCU) - Brown 3-17; Mitchell 7-15; Sullivan 8-15. (AU) - Artis-Payne 7-133 (TD); Mason 6-100 (2 TD); Grant 5-83 (TD); Shakespeare 10-61; Ford 2-45 (TD); Louis 2-41; Johnson 3-26; Lymon 5-20; Wallace 1-6.
 PASSING: (WCU) - Sullivan 3-11-0-73; Mitchell 3-6-1-34. (AU) - Johnson 17-21-1-201 (4 TD).
 RECEIVING: (WCU) - Benson 3-63; Robinson 1-35; Helms 1-6; Police 1-3. (AU) - Bray 4-20 (TD); Louis 3-53 (TD); Stevens 3-47 (TD); Ray 3-44; Reed 1-15; Prosch 1-8 (TD); Mason 1-7; Davis 1-7.

Auburn tallied nine touchdowns on the afternoon (five rushing, four receiving), with eight different players scoring.

Kris Frost and Anthony Swain tied for the team-high in tackles with three each while Dee Ford, Justin DeLaine, Jabrian Niles and Elijah Daniel each recorded a sack for Auburn's defense, which allowed just 173 yards of total offense to Western Carolina.

Jonathon Mincy had an interception for the Auburn defense, its seventh of the season and the first of his career.

Season in Review

Oct. 19, 2013 • CBS • Kyle Field (87,165) • College Station, Texas

#24 AUBURN	45
#7 TEXAS A&M	41

GAME 7

Senior defensive end Dee Ford sacked Heisman Trophy winner Johnny Manziel twice in the final three plays to force seventh-ranked Texas A&M into a turnover on downs with 11 seconds remaining as No. 24 Auburn knocked off the Aggies 45-41 at Kyle Field.

The win was the first for Auburn over a ranked opponent on the road since October 10, 2011 at No. 10 South Carolina.

The Mason put the Tigers (6-1, 3-1) ahead with just over a minute remaining with a five-yard touchdown run. The junior running back finished with 178 yards rushing on 27 attempts for his sixth career 100-yard rushing game and third of the season.

Auburn fell behind 34-24 in the first minute of the fourth quarter, but stormed back scoring 21 points in the final stanza on three-straight possessions.

Quarterback Nick Marshall scored his second rushing touchdown of the day from 13 yards out before Cameron Artis-Payne scored on a 2-yard run to take a 38-34 lead.

Manziel then put the Aggies on top 41-38 with five minutes remaining with his 1-yard touchdown plunge setting the stage for Auburn's final drive.

Auburn converted three third downs on the final drive included an impressive 27-yard connection from Marshall to freshman wide receiver Marcus Davis on a 3rd-and-9 down to the Texas A&M 12-yard line.

The Tigers finished the day 7-of-14 on third down. After converting its first third down attempt, Auburn held the Aggies to just one of its next five leading to a 5-of-13 afternoon.

Marshall finished the day 11-of-23 for 236 yards and two touchdowns while also rushing 20 times for 100 yards and two scores. It was his second career 100-yard rushing performance.

Sammie Coates was the leading receiver with 104 yards on five catches and a 43-yard score. Quan Bray also had a 13-yard touchdown to go with three receptions for 28 yards.

SCORING SUMMARY

Auburn.....	10	7	7	21	—	45
Texas A&M.....	14	10	7	10	—	41

TAMU - Evans 26-yd pass from Manziel (Lambo kick), 13:19, 1st
 AU - Marshall 16-yd run (Cody Parkey kick), 10:14, 1st
 AU - Parkey 27-yd field goal, 5:40, 1st
 TAMU - Evans 64-yd pass from Manziel (Lambo kick), 5:14, 1st
 AU - Bray 13-yd pass from Marshall (Parkey kick), 10:46, 2nd
 TAMU - Lambo 37-yd field goal, 5:38, 2nd
 TAMU - Evans 42-yd pass from Manziel (Lambo kick), 00:24, 2nd
 AU - Coates 43-yd pass from Marshall (Parkey kick), 7:52, 3rd
 TAMU - Evans 33-yd pass from Manziel (Lambo kick), 4:06, 3rd
 TAMU - Lambo 20-yd field goal, 14:17, 4th
 AU - Marshall 13-yd run, (Parkey kick), 11:44, 4th
 AU - Artis-Payne 2-yd run, (Parkey kick), 9:06, 4th
 TAMU - Manziel 1-yd run, (Lambo kick), 5:05, 4th
 AU - Mason 5-yd run, (Parkey kick), 1:19, 4th

TEAM STATISTICS

	AU	TAMU
First Downs	27	29
Rushes-Yards	60-379	40-133
Passing Yards	236	469
Comp-Alt-Int	11-25-0	30-42-2
Total Plays-Yards	85-615	82-602
Punts-Avg.	5-39.8	4-54.8
Fumbles/Lost	2/1	0/0
Penalties-Yards	5-43	5-34
3rd Down Conv.	7-of-14	5-of-13
Time of Possession	32:16	27:44

INDIVIDUAL STATISTICS

RUSHING: (AU) - Mason 27-178 (TD); Marshall 20-100 (2 TD); Grant 5-45; Louis 2-30; Artis-Payne 5-28 (TD). (TAMU) - Manziel 18-48 (TD); Williams 9-45; Malena 7-23; Carson 5-17;
 PASSING: (AU) - Marshall 11-23-0-236 (2 TD); Johnson 0-2-0-0. (TAMU) - Manziel 28-38-2-454 (4 TD); Joeckel 1-3-0-12; Kaser 1-1-0-3.
 RECEIVING: (AU) - Coates 5-104 (TD); Bray 3-28 (TD); Prosch 1-56; Davis 1-27; Louis 1-21. (TAMU) - Evans 11-287 (4 TD); Labhart 7-79; Kennedy 5-33; Walker 2-19; Carson 1-35; Pope 1-6; Malena 1-6; Clear 1-3; Williams 1-1.

Manziel was 28-for-38 with 454 yards passing and four touchdowns and had 48 rushing yards and one touchdown. Mike Evans led the way with 11 catches for 287 yards and four scores, the most yards ever recorded by an Auburn opponent.

Auburn picked off Manziel twice in the game and converted into 10 points. Ryan White and Ryan Smith both came up with interceptions against Texas A&M (5-2, 2-2).

The two teams combined for 1,217 yards total offense led by Auburn's 615. The SEC's leading rushing team tallied 379 rushing yards in the Tigers' first-ever visit to College Station.

Oct. 26, 2013 • FSN • Jordan-Hare Stadium (85,517) • Auburn, Ala.

FLORIDA ATLANTIC	10
#11 AUBURN	45

GAME 8

Auburn kept the ball on the ground for each of its first 14 plays, gaining 165 yards and scoring three touchdowns en route to a 45-10 win over Florida Atlantic at Jordan-Hare Stadium.

Auburn finished the game with 422 yards rushing and 628 yards of total offense, marking the third consecutive game Auburn has gone over 600 yards of total offense in a game.

The Mason, Corey Grant and Nick Marshall all scored for Auburn (7-1) in the first quarter. Mason scored on an 8-yard run, Grant on a 43-yard run and Marshall on a 10-yard run as Auburn raced out to the 21-point lead in the first quarter. Auburn finished the quarter with 186 yards rushing on 18 carries for a 10.3 yards per rush mark.

When Auburn did throw a pass, freshman Jeremy Johnson, who had come in for an injured Nick Marshall, hit Sammie Coates for a 36 yard touchdown pass as Auburn extended its lead to 28-0 with 13:55 left in the first half. Auburn ended the first half with 440 total yards and a 38-7 lead.

Johnson finished the game 10-for-16 for 192 yards with two touchdowns and an interception. Both of his touchdown passes went to Coates, who also hauled in a 67-yard touchdown catch with 3:10 to go in the first half.

Cameron Artis-Payne scored Auburn's final rushing touchdown of the game, his fifth of the season, midway through the third quarter.

Ten different players contributed to Auburn's 422 yards rushing with Artis-Payne leading the way with 93 yards, Grant with 75, Marshall with 73 and Mason with 60.

The 422 yards rushing gave Auburn 2,523 rushing yards on the season, which is the most it has gained in an entire season since it finished the 2010 season with 3,987 yards on the ground.

Florida Atlantic (2-6) was held to 247 yards of total offense, marking the second time this season Auburn has held an opponent under 250 yards of total offense in a game.

SCORING SUMMARY

FAU.....	0	7	3	0	—	10
Auburn.....	21	17	7	0	—	45

AU - Mason 8 yd run (Parkey kick), 12:57, 1st
 AU - Grant 43 yd run (Parkey kick), 11:24, 1st
 AU - Marshall 10 yd run (Parkey kick), 6:54, 1st
 AU - Coates 36 yd pass from Johnson (Parkey kick), 13:35, 2nd
 AU - Cody Parkey 43 yd field goal, 4:28, 2nd
 AU - Coates 67 yd pass from Johnson (Parkey kick), 3:10, 2nd
 FAU - Johnson 29 yd run (Anderson kick), 2:13, 2nd
 FAU - Anderson 31 yd field goal, 11:45, 3rd
 AU - Artis-Payne 1 yd run (Parkey kick), 8:35, 3rd

TEAM STATISTICS

	FAU	AU
First Downs	10	27
Rushes-Yards	25-97	59-422
Passing Yards	150	206
Comp-Alt-Int	26-11-0	18-12-1
Total Plays-Yards	51-247	77-628
Punts-Avg.	10-46.2	3-39.7
Fumbles/Lost	1-1	2-0
Penalties-Yards	5-34	6-55
3rd Down Conv.	2 of 13	5 of 11
Time of Possession	24:25	35:35

INDIVIDUAL STATISTICS

RUSHING: (FAU) - Johnson 9-58 (TD); Wallace 8-37; Warren 3-1. (AU) - Artis-Payne 13-93 (TD); Grant 7-75 (TD); Marshall 6-73 (TD); Mason 10-60 (TD); Wallace 6-36; Ford 4-28; Frazier 6-26; Johnson 4-21; Shakespeare 2-8; Louis 1-2.
 PASSING: (FAU) - Johnson 9-20-0-133; Hankerson 2-6-0-17. (AU) - Johnson 10-16-1-192 (2 TD); Marshall 1-1-0-10; Wallace 1-1-0-4.
 RECEIVING: (FAU) - McKinney 5-64; Dukes 3-53; Dorvilus 1-12; Moore 1-11; Stoshak 1-10. (AU) - Davis 4-30; Coates 3-113 (2 TD); Uzomah 2-33; Reed 2-24; Bray 1-6.

Season in Review

Nov. 2, 2013 • ESPN2 • Razorback Stadium (66,835) • Fayetteville, Ark.

#8 AUBURN

35

ARKANSAS

17

GAME 9

Tre Mason rushed for 168 yards and a career-best four touchdowns to lead No. 8 Auburn to a 35-17 win over Arkansas on Saturday at Reynolds Razorback Stadium.

Mason finished the night with a career-best 32 carries as the Tigers improved to 8-1 (4-1 SEC) on the year. His 168 yards rushing were the third-best performance of his career.

After Arkansas (3-6, 0-5 SEC) had scored back-to-back touchdowns to pull within 11 points in the fourth quarter, Mason responded with a 12-yard touchdown run, his fourth of the night, with 10:17 left in the game.

The touchdown stretched Auburn's lead to 35-17 and marked the first time an Auburn player rushed for four or more touchdowns since Cam Newton against Kentucky in 2010.

The Tigers got on the board first with a 9-yard touchdown run by Mason with 2:35 left in the first quarter. Auburn took over with a short field after Kris Frost recovered an Arkansas fumble at the Razorbacks' 29-yard line.

Following a field goal by Arkansas, Auburn covered up an attempted on-side kick and again converted the short field with six points. The drive was punctuated by a 4-yard touchdown run from Mason, who carried 13 times for 93 yards in the first half.

The Tigers came up with a huge goal line stand late in the second quarter with JaViere Mitchell making stops at the 1-yard line on third and fourth downs as Auburn forced the Hogs to turn it over on downs.

Mason kept running hard as the second half began and the junior scored his third touchdown of the day from five yards out to cap an 11-play, 65-yard drive. The drive included Auburn quarterbacks Nick Marshall and Jeremy Johnson completing 4-of-4 passes.

The Tigers stretched their lead to 28-3 on an 88-yard touchdown throw and catch from Marshall to Sammie Coates. The play was the longest of the season for Auburn and third-longest pass in school history.

Coates finished the day with three receptions for 102 yards and a touchdown for his fourth 100-yard receiving game of the season. In a night heavy on the run game, Marshall completed 7-of-8 passes for 118 yards and the score while also rushing for 59 yards on nine carries.

SCORING SUMMARY

Auburn.....	7	7	14	7	—	35
Arkansas.....	0	3	7	7	—	17

AU - Mason 9 yd run (Parkey kick), 2:35, 1st
 AR - Hocker 34 yd field goal, 12:52, 2nd
 AU - Mason 4 yd run (Parkey kick), 10:53, 2nd
 AU - Mason 5 yd run (Parkey kick), 10:52, 3rd
 AU - Coates 88 yd pass from Marshall (Parkey kick), 6:39, 3rd
 AR - Hatcher 13 yd pass from Allen (Hocker kick), 6:11, 3rd
 AR - Small 2 yd run (Hocker kick), 14:54, 4th
 AU - Mason 12 yd run (Parkey kick), 10:17, 4th

TEAM STATISTICS

	AU	AR
First Downs	18	25
Rushes-Yards	46-233	47-222
Passing Yards	133	124
Comp-Att-Int	9-8-0	27-12-1
Total Plays-Yards	55-366	74-346
Punts-Avg.	4-44.5	3-40.0
Fumbles/Lost	1/0	3/2
Penalties-Yards	7-66	4-51
3rd Down Conv.	6-of-11	9-of-16
Time of Possession	25:46	34:14

INDIVIDUAL STATISTICS

RUSHING: (AU) Mason 32-168 (4 TD); Marshall 9-59; Artis-Payne 2-5; Grant 1-5. (AR) - Williams 15-104; Collins 18-92; Small 5-16 (TD); Hatcher 2-10; Allen 6-2.
PASSING: (AU) Marshall 7-8-0-118 (TD); Johnson 1-1-0-15. (AR) - Allen 10-22-0-112 (TD); Williams 0-2-0-0; Derby 1-2-1-5; Buehner 1-1-0-7.
RECEIVING: (AU) Coates 3-10-2 (TD); Louis 3-22; Grant 2-9. (AR) - Hatcher 4-50 (TD); Herndon 4-47; Henry 1-10; Cowan 1-8; Tate 1-7; Small 1-2.

Arkansas used a long kickoff return followed by a 13-yard touchdown pass from Brandon Allen to Keon Hatcher to claw back in, 28-10, with 6:11 on the clock in the third quarter.

After a three-and-out by the Tigers, Arkansas took advantage of two pass interference calls against Auburn to punch in another touchdown. This time it was Keiro Small scoring from two yards out, but Auburn still led 28-17.

Jonathan Mincy had a career-high nine tackles to lead Auburn. Arkansas' Jonathan Williams led his squad with 104 yards on the ground. Alex Collins added 92 yards rushing.

Nov. 9, 2013 • ESPN • Neyland Stadium (102,455) • Knoxville, Tenn.

#7 AUBURN

55

TENNESSEE

23

GAME 10

Seventh-ranked Auburn used a pair of special teams touchdowns and a career day rushing by quarterback Nick Marshall to defeat Tennessee 55-23 at Neyland Stadium.

Auburn's 55 points were the most scored by either team in the series, a total that ranks third all-time in program history for points on the road in an SEC game.

Marshall rushed for a career-best 214 yards and two touchdowns, tying Bobby Hunt (1959) for the third-best rushing performance by a quarterback in program history.

Additionally, Running back Tre Mason eclipsed 1,000 yards rushing for the second straight season with a 10-yard run in the third quarter. He finished with 117 yards and three touchdowns.

The Tigers rushed for 444 yards on 53 attempts as a team, then the most ever by the program in an SEC game. It was Auburn's fifth game with more than 300 yards rushing this season.

Tennessee sandwiched an Auburn touchdown with a pair of field goals to tie the game at six with three minutes left in the first quarter. Marshall found C.J. Uzomah for the 25-yard Auburn score, but Cody Parkey's extra point was blocked.

The two teams combined for 42 points in the second quarter as Auburn took a 34-20 lead into the break.

Mason rumbled 13-yards for a score to knot the game at 13-all after Tennessee's Rajion Neal had given the Vols the lead in the opening seconds of the second quarter. Mason's touchdown began a streak of 21 unanswered points for the Tigers that also included an 85-yard punt return touchdown by Chris Davis and a 7-yard touchdown scamper by Marshall.

The punt return for Davis was the longest for Auburn since 1970 and the third-longest in school history. It was the first punt return for a touchdown since Robert Dunn scored against ULM in 2008.

After a pick-six for the Vols, Marshall redeemed himself with a 38-yard scoring run with 51 seconds remaining in the half to give Auburn the 34-20 lead. The junior had a career-best 164 rushing yards in the first half, the fourth most in the first half by a player in Auburn history and tied for fifth most in either half.

The Tigers opened the second half with a 90-yard kickoff return touchdown

SCORING SUMMARY

Auburn.....	6	28	14	7	—	55
Tennessee.....	6	14	3	0	—	23

UT - Palardy 39 yd field goal, 10:57, 1st
 AU - Uzomah 25 yd pass from Marshall (Parkey kick blocked), 6:36, 1st
 UT - Palardy 42 yd field goal, 3:26, 1st
 UT - Neal 17 yd run (Palardy kick), 14:50, 2nd
 AU - Mason 13 yd run (Parkey kick), 14:18, 2nd
 AU - Davis 85 yd punt return (Parkey kick), 9:51, 2nd
 AU - Marshall 7 yd run (Parkey kick), 5:08, 2nd
 UT - Smith 18 yd interception return (Palardykick), 1:28, 2nd
 AU - Marshall 38 yd run (Parkey kick), 00:51, 2nd
 AU - Grant 90 yd kickoff return (Parkey kick), 14:45, 3rd
 UT - Palardy 40 yd field goal, 10:39, 3rd
 AU - Mason 4 yd run (Parkey kick), 7:52, 3rd
 AU - Mason 1 yd run (Parkey kick), 13:07, 4th

TEAM STATISTICS

	AU	UT
First Downs	25	18
Rushes-Yards	53-444	43-226
Passing Yards	35	128
Comp-Att-Int	3-7-1	16-25-1
Total Plays-Yards	60-479	68-354
Punts-Avg.	2-47.0	5-46.6
Fumbles/Lost	1/1	1/0
Penalties-Yards	1-5	4-30
3rd Down Conv.	4-of-9	4-of-13
Time of Possession	28:15	31:45

INDIVIDUAL STATISTICS

RUSHING: (AU) - Marshall 14-214 (2 TD); Mason 20-117 (3 TD); Artis-Payne 12-53; Grant 4-48; Louis 1-7; Frazier 2-5. (UT) - Neal 20-124 (TD); Lane 12-53; Dobbs 10-50; Howard 1-minus 1.
PASSING: (AU) - Marshall 3-7-1-35 (TD). (UT) - Dobbs 16-25-1-128.
RECEIVING: (AU) - Coates 2-10; Uzomah 1-25 (TD). (UT) - North 5-58; Howard 4-13; Neal 2-23; Croom 2-15; Johnson 2-14; Lane 1-5.

by Corey Grant, the first of his career. The score widened Auburn's advantage to 41-20 and marked the second time in program history the Tigers had returned a kickoff and punt for a touchdown in the same game, the first since the Southern Miss game in 1984.

Auburn finished with an average of 44.85 yards on seven kick and punt returns to set a new NCAA record. The Tigers' average eclipsed the mark of 41.8 yards set by Florida State against Virginia Tech in 1974.

Mason scored his second touchdown of the game with 7:52 left in the third quarter on a run from four yards out. The touchdown pushed Auburn's lead to 48-23.

He later added his third touchdown of the day from one-yard out with 13 minutes to go in the game.

Season in Review

Nov. 16, 2013 • CBS • Jordan-Hare Stadium (87,451) • Auburn, Ala.

#24	GEORGIA	38
#7	AUBURN	43

GAME 11

Wide receiver Ricardo Louis hauled in a desperation touchdown throw from quarterback Nick Marshall with 25 seconds left and Auburn down by a point. The 73-yard catch, which was deflected up into the air by a Georgia defender, gave No. 7 Auburn a 43-38 win over No. 25 Georgia on Saturday afternoon at Jordan-Hare Stadium.

Facing a 4th and 18 at its own 27, and potentially its second loss of the season, Marshall heaved a ball down the middle of the field that a pair of Georgia defenders converged on. Louis was past the defenders, who both tried to make a play on the underthrown ball but instead bounced it up into the air long enough for Louis to get under it and scamper into the end zone to give Auburn (10-1, 6-1 SEC) its 13th 10-win season in school history and a shot at a SEC Western Division Championship when it faces Alabama in the Iron Bowl.

Georgia (6-4, 4-3 SEC) was not done after the score, however, starting at its own 25 yard line after a touchback but moving the ball all the way down to the Auburn 20 with three seconds left. Aaron Murray, who finished with 415 yards passing for Georgia, had one last chance but Auburn defensive end Dee Ford forced Murray out of the pocket and got a hand on him as he was releasing the ball, causing an incompletion and pandemonium from the 87,451 in attendance.

Auburn led 37-17 early in the fourth quarter, but saw Georgia score 21 points in the final 10 minutes, taking its first lead of the game, 38-37, on a Murray 5-yard touchdown run with 1:49 left.

Marshall finished with 229 yards passing for Auburn, connecting on 15 of 26 passes. Louis (131 yards) and Sammie Coates (39 yards) each caught four passes.

Auburn used its punishing running game to build a 27-10 halftime lead. Tre Mason had 99 of his 115 rushing yards in the first half, scoring on a 24-yard with 1:07

SCORING SUMMARY

Georgia.....	0	10	7	21	—	38
Auburn.....	10	17	7	9	—	43

AU - Parkey 22 yd field goal, 8:15, 1st
 AU - Grant 21 yd run (Parkey kick), 4:29, 1st
 AU - Parkey 35 yd field goal, 13:07, 2nd
 UGA - Gurley 9 yd run (Morgan kick), 10:11, 2nd
 AU - Marshall 6 yd run (Parkey kick), 8:32, 2nd
 AU - Mason 24 yd run (Parkey kick), 1:07, 2nd
 UGA - Morgan 37 yd field goal, 0:00, 2nd
 UGA - Murray 16 yd run (Morgan kick), 11:01, 3rd
 AU - Marshall 5 yd run (Parkey kick), 8:47, 3rd
 AU - Parkey 32 yd field goal, 12:39, 4th
 UGA - Wooten 5 yd pass from Murray (Morgan kick), 9:35, 4th
 UGA - Lynch 24 yd pass from Murray (Morgan kick), 5:59, 4th
 UGA - Murray 5 yd run (Morgan kick), 1:49, 4th
 AU - Louis 73 yd pass from Marshall (Wallace pass failed), 00:25, 4th

TEAM STATISTICS

	UGA	AU
First Downs	29	29
Rushes-Yards	25-117	57-323
Passing Yards	415	243
Comp-Att-Int	33-49-1	16-27-0
Total Plays-Yards	74-532	84-566
Punts-Avg.	4-38.2	3-40.0
Fumbles/Lost	1/0	2/0
Penalties-Yards	8-60	8-65
3rd Down Conv.	6-of-12	5-of-15
Time of Possession	25:03	34:57

INDIVIDUAL STATISTICS

RUSHING: (UGA) - Gurley 15-79 (TD); Murray 9-37 (2 TD); Douglas 1-1; (AU) - Mason 27-115 (TD); Marshall 19-89 (2 TD); Louis 5-66; Grant 6-53.
 PASSING: (UGA) - Murray 33-49-1-415 (2 TD). (AU) - Marshall 15-26-0-229 (TD); Johnson 1-1-0-14.
 RECEIVING: (UGA) - Gurley 10-77; Bennett 7-89; Wooten 5-99 (TD); Lynch 4-75 (TD); Conley 2-24; McGowan 2-21; Rumph 2-14; Douglas 1-16. (AU) - Louis 4-131 (TD); Coates 4-39; Davis 3-29; Uzomah 1-18; Ray 1-14; Mason 1-6; Bray 1-5; Grant 1-1.

left in the half to put Auburn ahead, 27-7. Marshall contributed 70 of Auburn's 246 yards on the ground in the first half, scoring on a 6-yard run with 8:32 left in the half as Auburn built a 20-7 lead.

Cody Parkey kicked three field goals for Auburn, hitting on a 22-yarder to cap off Auburn's first drive of the game, a 35-yarder early in the second quarter and a 32-yarder early in the fourth.

With the win Auburn took a one-game lead in the Deep South's oldest rivalry, 55-54-8.

Nov. 30, 2013 • CBS • Jordan-Hare Stadium (87,451) • Auburn, Ala.

#1	ALABAMA	28
#4	AUBURN	34

GAME 12

Chris Davis returned a missed Alabama field goal 109 yards (100 officially) as time expired to give No. 4 Auburn (11-1, 7-1 SEC) a 34-28 win over top-ranked Alabama (11-1, 7-1 SEC) and send it to the SEC Championship Game for the fifth time in school history.

With one second remaining, Alabama, which ended the game 0-for-4 on field goal attempts, lined up for a 57-yard field goal attempt. The final second was added after Alabama's T.J. Yeldon ran 24 yards and stepped out of bounds with the game clock originally reading 00:00.

Adam Griffith, who was attempting his first field goal of the night after Cade Foster missed two field goal attempts and had a third blocked, sent his kick to the very back of the end zone where Davis caught it. Davis followed his blockers to the Auburn sideline and raced the entire length of the field to send the sellout crowd inside Jordan-Hare Stadium into extreme pandemonium for the second straight game.

Auburn will play in the SEC Championship in Atlanta on Saturday, Dec. 7 against either Missouri or South Carolina, which would be a rematch of the 2010 SEC title game.

Auburn jumped out to a 7-0 first quarter lead when Nick Marshall rushed 45 yards for a touchdown. Marshall would finish the night with 99 yards rushing on 17 attempts and also was 11-for-16 passing for 97 yards.

Alabama would erase the deficit with a 21-point second quarter. AJ McCarron hit Jalston Fowler for a 3-yard touchdown to tie the game and then found Kevin Norwood for a 20-yard touchdown pass to put Alabama ahead 14-7. T.J. Yeldon pushed the lead to 21-7 with a 1-yard touchdown run with 3:48 left in the half.

Tre Mason, who finished with 164 yards rushing on 29 attempts, capped a 7-play, 81-yard drive with his 18th rushing touchdown of the season to make it a one-score game, 21-14, with 1:40 left in the first half. All 81 yards on the drive came on the ground, with Mason collecting all but 15 of them.

Auburn tied the game at 21-21 when C.J. Uzomah caught a 13-yard pass from Marshall just 3:04 into the second half.

After a Steven Clark punt pinned Alabama on its own 1-yard line,

SCORING SUMMARY

Alabama.....	0	21	0	7	—	28
Auburn.....	7	7	7	13	—	34

AU - Marshall 45 yd run (Parkey kick), 5:05, 1st
 UA - Fowler 3 yd pass from McCarron (Foster kick), 11:00, 2nd
 UA - Norwood 20 yd pass from McCarron (Foster kick), 7:12, 2nd
 UA - Yeldon 1 yd run (Foster kick), 3:48, 2nd
 AU - Mason 1 yd run (Parkey kick), 1:40, 2nd
 AU - Uzomah 13 yd pass from Marshall (Parkey kick), 11:56, 3rd
 UA - Cooper 99 yd pass from McCarron (Foster kick), 10:28, 4th
 AU - Coates 39 yd pass from Marshall (Parkey kick), 00:32, 4th
 AU - C. Davis 100 yd missed FG return, 00:00, 4th

TEAM STATISTICS

	UA	AU
First Downs	19	22
Rushes-Yards	35-218	52-296
Passing Yards	277	97
Comp-Att-Int	17-29-0	11-16-0
Total Plays-Yards	64-495	68-393
Punts-Avg.	3-47.0	6-43.7
Fumbles/Lost	0-0	2-1
Penalties-Yards	6-45	3-21
3rd Down Conv.	4 of 13	8 of 15
Time of Possession	30:54	29:06

INDIVIDUAL STATISTICS

RUSHING: (UA) - Yeldon 26-141 (TD); Drake 4-33; Cooper 1-28; McCarron 4-16. (AU) - Mason 29-164 (TD); Marshall 17-99 (TD); Grant 4-28; Artis-Payne 2-5.
 PASSING: (UA) - McCarron 17-29-0-277 (3 TD). (AU) - Marshall 11-16-0-97 (TD).
 RECEIVING: (UA) - Cooper 6-178 (TD); Norwood 3-45 (TD); Howard 2-23; White 2-13; Yeldon 2-8; Jones 1-7; Fowler 1-3 (TD). (AU) - Bray 3-14; Coates 2-60 (TD); Uzomah 2-22 (TD); Louis 2-minus 1; Artis-Payne 1-4; Grant 1-minus 2.

McCarron found Amari Cooper down the right sideline for a 99-yard touchdown pass, the longest play from scrimmage in Iron Bowl history for either team. The score put Alabama ahead, 28-21 with 10:21 left in the third quarter.

Alabama found itself in scoring position two more times in the fourth quarter, but it failed to convert on a 4th-and-1 from the Auburn 13 when Carl Lawson stopped Yeldon and then saw Foster's third field goal attempt of the game get blocked by Nosa Eguae with 2:32 left in the game.

Auburn tied the game at 28-28 with just 32 seconds left when Marshall hit Sammie Coates for a 39-yard touchdown pass. The scoring drive covered 83 yards in 2 minutes.

Season in Review

Dec. 7, 2013 • CBS • Georgia Dome (75,632) • Atlanta, Ga.

#5 MISSOURI

42

#3 AUBURN

59

GAME 13

(AP) Tre Mason struck a pose — a Heisman Trophy pose.

Looks like the Auburn Tigers running back will get a shot at something he wants even more.

A national title.

Mason rushed for 304 yards and four touchdowns, leading No. 3 Auburn to a wild 59-42 victory over No. 5 Missouri in a Southeastern Conference title showdown Saturday that resembled a video game.

Auburn (12-1) took care of business, then got the help it needed to claim a spot in the BCS Championship. No. 2 Ohio State lost to Michigan State 34-24 in the Big Ten title game, which likely pushes the Tigers up to face top-ranked Florida State in Pasadena. The Seminoles routed Duke 45-7 in the Atlantic Coast Conference championship.

Missouri (11-2) should be in the mix for a New Year's Day bowl, with the Capital One, Cotton and Outback games among the possible destinations.

But Auburn was the big winner on this day. The official announcement won't come until Sunday night, but there appears to be no other outcome than Auburn-Florida State for No. 1.

Auburn is certainly playing its best offensively. The Tigers set an SEC Championship record with 677 yards, including 545 on the ground.

Mason had scoring runs of 7, 3 and 1 yards before bursting up the middle on a 13-yard TD that clinched the victory with 4:22 remaining. He carried the ball a staggering 46 times, an easy choice as the game's MVP. He celebrated by breaking out the familiar Heisman pose, his longshot candidacy getting a huge boost.

Auburn finally stopped Missouri on fourth-and-1 deep in its own territory, setting up Mason's final score. Chris Davis broke up the pass, not quite as thrilling as his 109-yard return of a missed field goal to beat Alabama, but another huge play for the nation's biggest turnaround team.

Auburn, which was 3-9 a year ago and didn't win a game in the SEC, claimed the title in its first year under Malzahn. The Tigers didn't even need a dramatic finish to do it, holding Missouri scoreless in the final quarter while Mason notched two more TDs to break open a game that was close most of the way.

Missouri had its own impressive bounce-back after struggling in its first year in the SEC. But coach Gary Pinkel's team was denied a quick championship in its

new league after leaving the Big 12, unable to slow — must less stop — Auburn's dynamic offense.

Missouri piled up 534 yards — the teams combined for 1,211 yards in a conference supposedly known for defense — but it wasn't nearly enough against Auburn's hurry-up spread.

Quarterback Nick Marshall shook off two early fumbles, one of which Missouri returned for a touchdown. He ran for 101 yards and a touchdown and passed for 132 yards and another score.

The lead changed hands seven times. Missouri's last gasp was James Franklin's 5-yard touchdown run, followed by a two-point conversion, that closed the gap to 45-42 heading to the final period. But Auburn dominated the final 15 minutes behind the play of Mason.

SCORING SUMMARY

Missouri	10	17	15	0	—	42
Auburn	14	14	17	14	—	59

MU - Baggett 42 yd field goal, 10:50, 1st
 AU - Coates 38 yd pass from Marshall (Parkey kick), 8:22, 1st
 MU - Beckham 28 yd pass from Franklin (Baggett kick), 5:40, 1st
 AU - Marshall 9 yd run (Parkey kick), 4:09, 1st
 MU - Gaines 11 yd fumble recovery (Baggett kick), 13:11, 2nd
 AU - Mason 7 yd run (Parkey kick), 10:25, 2nd
 MU - Baggett 36 yd field goal, 9:58 3:06, 7:19, 2nd
 AU - Mason 3 yd run (Parkey kick), 4:79 0:47, 6:26, 2nd
 MU - Beckham 55 yd pass from Franklin (Baggett kick), :18, 2nd
 AU - Parkey 52 yd field goal, 8:17, 3rd
 MU - Murphy 10 yd pass from Franklin (Baggett kick), 5:35, 3rd
 AU - Grant 2 yd run (Parkey kick), 3:21, 3rd
 AU - Artis-Payne 15 yd run (Parkey kick), 00:31, 3rd
 MU - Franklin 5 yd run (Franklin rush), 00:09, 3rd
 AU - Mason 1 yd run (Parkey kick), 11:09, 4th
 AU - Mason 13 yd run (Parkey kick), 4:22, 4th

TEAM STATISTICS

	MU	AU
First Downs	22	30
Rushes-Yards	34-231	74-545
Passing Yards	303	132
Comp-Att-Int	21-37-1	9-11-0
Total Plays-Yards	71-534	85-677
Punts-Avg	5-45.0	3-40.0
Fumbles/Lost	1/0	3/2
Penalties-Yards	7-40	10-63
3rd Down Conv.	2-of-12	7-of-14
Time of Possession	25:40	34:20

INDIVIDUAL STATISTICS

RUSHING: (MU) Josey 9-123; Franklin 15-62 (TD); Hansbrough 6-36; Murphy 4-10. (AU) - Mason 46-304 (4 TD); Marshall 16-101 (TD); Grant 5-65 (TD); Louis 3-43; Artis-Payne 2-36 (TD).
 PASSING: (MU) Franklin 21-37-1-303 (3 TD). (AU) - Marshall 9-11-0-132 (TD).
 RECEIVING: (MU) Green-Beckham 6-144 (2 TD); Marcus Lucas 5-50; Marcus Murphy 3-40 (TD); Bud Sasser 3-34; LD Washington 3-29; Jimmie Hunt 1-6. (AU) - Sammie Coates 6-94 (TD); Trovon Reed 1-23; Tre Mason 1-8; Ricardo Louis 1-7.

2013 Statistics

RECORD.....	OVERALL	HOME	AWAY	NEUTRAL
ALL GAMES.....	12-1-0	8-0-0	3-1-0	1-0-0
CONFERENCE.....	7-1-0	4-0-0	3-1-0	0-0-0
NON-CONFERENCE.....	5-0-0	4-0-0	0-0-0	1-0-0

DATE.....	OPPONENT	W/L	SCORE	ATTEND
8/31/2013.....	WASHINGTON STATE	W	31-24	85095
9/7/2013.....	ARKANSAS STATE	W	38-9	83246
9/14/2013.....	MISSISSIPPI STATE	W	24-20	85817
9/21/2013.....	at LSU (#6)	L	21-35	92638
10/5/2013.....	OLE MISS (#24)	W	30-22	86504
10/12/2013.....	WESTERN CAROLINA	W	62-3	84171
10/19/2013.....	at Texas A&M (#7)	W	45-41	87165
10/26/2013.....	FLORIDA ATLANTIC	W	45-10	85517
11/2/2013.....	at Arkansas	W	35-17	66835
11/9/2013.....	at Tennessee	W	55-23	102455
11/16/2013.....	GEORGIA (#25)	W	43-38	87451
11/30/2013.....	ALABAMA (#1)	W	34-28	87451
12/7/2013.....	(1) vs. Missouri (#5)	W	59-42	75632

(1) SEC Championship (Georgia Dome • Atlanta, Ga.)

RUSHING.....	GP	Att	Gain	Loss	Net	Avg	TD	Long	Avg/G
Tre Mason.....	13	283	1638	17	1621	5.7	22	53	124.7
Nick Marshall.....	12	156	1162	139	1023	6.6	11	62	85.2
Corey Grant.....	13	65	664	14	650	10.0	6	75	50.0
Cameron Artis-Payne..	13	90	613	4	609	6.8	6	59	46.8
Ricardo Louis.....	13	18	211	7	204	11.3	0	32	15.7
Johnathan Ford.....	13	6	78	5	73	12.2	1	38	5.6
Chandler Shakespeare..	2	12	71	2	69	5.8	0	30	34.5
Jonathan Wallace.....	5	9	54	5	49	5.4	0	20	9.8
Jeremy Johnson.....	6	7	48	1	47	6.7	0	16	7.8
Kiehl Frazier.....	10	10	35	1	34	3.4	0	13	3.4
Patrick Lymon.....	10	5	20	0	20	4.0	0	9	2.0
Quan Bray.....	13	2	5	0	5	2.5	0	4	0.4
Steven Clark.....	13	1	0	16	-16	-16.0	0	0	-1.2
TEAM.....	13	12	0	24	-24	-2.0	0	0	-2.2
Total.....	13	676	4599	235	4364	6.5	46	75	335.7
Opponents.....	13	464	2428	306	2122	4.6	18	65	163.2

PASSING.....	G	Effic	Comp-Att-Int	Pct	Yds	TD	Lng	Avg/G
Nick Marshall.....	12	144.04	128-212-5	60.4	1759	12	88	146.6
Jeremy Johnson.....	6	195.73	29-41-2	70.7	422	6	67	70.3
Jonathan Wallace....	5	100.40	2-4-0	50.0	24	0	20	4.8
TEAM.....	13	0.00	0-1-0	0.0	0	0	0	0.0
Total.....	13	151.02	159-258-7	61.6	2205	18	88	169.6
Opponents.....	13	126.42	266-459-13	58.0	3383	17	99	260.2

RECEIVING.....	G	No.	Yds	Avg	TD	Long	Avg/G
Sammie Coates.....	13	38	841	22.1	7	88	64.7
Ricardo Louis.....	13	26	297	11.4	2	73	22.8
Marcus Davis.....	13	22	191	8.7	1	27	14.7
Quan Bray.....	13	20	191	9.6	3	76	14.7
Tre Mason.....	13	11	121	11.0	0	34	9.3
C.J. Uzomah.....	12	9	146	16.2	3	25	12.2
Trovon Reed.....	13	9	98	10.9	0	23	7.5
Jay Prosch.....	13	5	95	19.0	1	56	7.3
Tony Stevens.....	10	5	68	13.6	1	22	6.8
Melvin Ray.....	10	4	58	14.5	0	24	5.8
Corey Grant.....	13	4	8	2.0	0	9	0.6
Jaylon Denson.....	4	3	45	15.0	0	17	11.2
Nick Marshall.....	12	1	37	37.0	0	37	3.1
Brandon Fulse.....	10	1	5	5.0	0	5	0.5
Cameron Artis-Payne....	13	1	4	4.0	0	4	0.3
Total.....	13	159	2205	13.9	18	88	169.6
Opponents.....	13	266	3383	12.7	17	99	260.2

TEAM STATISTICS.....	AU	OPP
SCORING.....	522	312
Points Per Game.....	40.2	24.0
FIRST DOWNS.....	309	269
Rushing.....	215	109
Passing.....	80	142
Penalty.....	14	18
RUSHING YARDAGE.....	4364	2122
Yards gained rushing.....	4599	2428
Yards lost rushing.....	235	306
Rushing Attempts.....	676	464
Average Per Rush.....	6.5	4.6
Average Per Game.....	335.7	163.2
TDs Rushing.....	46	18
PASSING YARDAGE.....	2205	3383
Comp-Att-Int.....	159-258-7	266-459-13
Average Per Pass.....	8.5	7.4
Average Per Catch.....	13.9	12.7
Average Per Game.....	169.6	260.2
TDs Passing.....	18	17
TOTAL OFFENSE.....	6569	5505
Total Plays.....	934	923
Average Per Play.....	7.0	6.0
Average Per Game.....	505.3	423.5
KICK RETURNS: #-Yards.....	36-866	24-550
PUNT RETURNS: #-Yards.....	29-341	5-35
INT RETURNS: #-Yards.....	13-112	7-60
KICK RETURN AVERAGE.....	24.1	22.9
PUNT RETURN AVERAGE.....	11.8	7.0
INT RETURN AVERAGE.....	8.6	8.6
FUMBLES-LOST.....	28-11	14-5
PENALTIES-Yards.....	65-531	72-540
Average Per Game.....	40.8	41.5
PUNTS-Yards.....	50-2126	70-3077
Average Per Punt.....	42.5	44.0
Net punt average.....	40.2	36.8
KICKOFFS-Yards.....	92-5913	66-4076
Average Per Kick.....	64.3	61.8
Net kick average.....	40.1	38.0
TIME OF POSSESSION/Game.....	30:07	29:53
3RD-DOWN Conversions.....	77/169	64/188
3rd-Down Pct.....	46%	34%
4TH-DOWN Conversions.....	8/15	12/27
4th-Down Pct.....	53%	44%
SACKS BY-Yards.....	28-201	16-106
MISC YARDS.....	103	1
TOUCHDOWNS SCORED.....	69	37
FIELD GOALS-ATTEMPTS.....	14-19	18-23
ON-SIDE KICKS.....	2-3	0-1
RED-ZONE SCORES.....	(51-57) 89%	(34-48) 71%
RED-ZONE TOUCHDOWNS.....	(42-57) 74%	(23-48) 48%
PAT-ATTEMPTS.....	(62-63) 98%	(34-34) 100%
ATTENDANCE.....	685252	349093
Games/Avg Per Game.....	8/85656	4/87273
Neutral Site Games.....	1/75632	

SCORE BY QUARTERS.....	1st	2nd	3rd	4th	OT	Total
Auburn.....	142	152	121	107	--	522
Opponents.....	66	113	75	58	--	312

2013 Statistics

PUNT RETURNS..... No.	Yds	Avg	TD	Long
Chris Davis..... 14	282	20.1	1	85
Quan Bray 12	61	5.1	0	28
Marcus Davis 2	2	1.0	0	7
Trovon Reed..... 1	-4	-4.0	0	0
Total..... 29	341	11.8	1	85
Opponents..... 5	35	7.0	0	19

INTERCEPTIONS..... No.	Yds	Avg	TD	Long
Robenson Therezie..... 4	99	24.8	1	78
Ryan Smith..... 3	4	1.3	0	4
Jermaine Whitehead..... 2	0	0.0	0	0
Joshua Holsey..... 1	-2	-2.0	0	0
Jonathon Mincy..... 1	10	10.0	0	10
Ryan White..... 1	1	1.0	0	1
Cassanova McKinzy..... 1	0	0.0	0	0
Total..... 13	112	8.6	1	78
Opponents..... 7	60	8.6	1	29

KICK RETURNS..... No.	Yds	Avg	TD	Long
Tre Mason..... 15	395	26.3	1	100
Quan Bray 12	281	23.4	0	40
Corey Grant 5	160	32.0	1	90
Nosa Eguae..... 2	7	3.5	0	7
Jay Prosch 1	9	9.0	0	9
Craig Sanders..... 1	14	14.0	0	14
Total..... 36	866	24.1	2	100
Opponents..... 24	550	22.9	0	87

FUMBLE RETURNS..... No.	Yds	Avg	TD	Long
Jermaine Whitehead..... 1	11	11.0	0	11
Chris Davis..... 0	0	0.0	1	0
Total..... 1	11	11.0	1	11
Opponents..... 3	35	11.7	1	24

FIELD GOAL RETURNS..... No.	Yds	Avg	TD	Long
Chris Davis..... 1	100	100.0	1	100
Total..... 1	100	100.0	1	100
Opponents..... 0	0	0	0	0

SCORING..... TD	FGs	PATs					DXP	Saf	Points
		Kick	Rush	Rcv	Pass				
Tre Mason..... 23	0-0	0-0	0-0	0	0-0	0	0	138	
Cody Parkey..... 0	14-19	62-63	0-0	0	0-0	0	0	104	
Nick Marshall..... 11	0-0	0-0	0-0	0	0-0	0	0	66	
Sammie Coates..... 7	0-0	0-0	0-0	0	0-0	0	0	42	
Corey Grant..... 7	0-0	0-0	0-0	0	0-0	0	0	42	
Cameron Artis-Payne..... 6	0-0	0-0	0-0	0	0-0	0	0	36	
C.J. Uzomah..... 3	0-0	0-0	0-0	0	0-0	0	0	18	
Quan Bray..... 3	0-0	0-0	0-0	0	0-0	0	0	18	
Ricardo Louis..... 2	0-0	0-0	0-0	0	0-0	0	0	12	
Chris Davis..... 2	0-0	0-0	0-0	0	0-0	0	0	12	
Johnathan Ford..... 1	0-0	0-0	0-0	0	0-0	0	0	6	
Jay Prosch..... 1	0-0	0-0	0-0	0	0-0	0	0	6	
Robenson Therezie..... 1	0-0	0-0	0-0	0	0-0	0	0	6	
Tony Stevens..... 1	0-0	0-0	0-0	0	0-0	0	0	6	
Marcus Davis..... 1	0-0	0-0	0-0	0	0-0	0	0	6	
Brandon Fulse..... 0	0-0	0-0	0-0	1	0-0	0	0	2	
Ryan White..... 0	0-0	0-0	1-2	0	1-2	0	0	2	
Jonathan Wallace..... 0	0-0	0-0	0-0	0	0-1	0	0	0	
Total..... 69	14-19	62-63	1-2	1	1-3	0	0	522	
Opponents..... 37	18-23	34-34	1-2	0	0-1	0	0	312	

TOTAL OFFENSE..... G	Plays	Rush	Pass	Total	Avg/G
Nick Marshall..... 12	368	1023	1759	2782	231.8
Tre Mason..... 13	283	1621	0	1621	124.7
Corey Grant..... 13	65	650	0	650	50.0
Cameron Artis-Payne..... 13	90	609	0	609	46.8
Jeremy Johnson..... 6	48	47	422	469	78.2
Ricardo Louis..... 13	18	204	0	204	15.7
Johnathan Ford..... 13	6	73	0	73	5.6
Jonathan Wallace..... 5	13	49	24	73	14.6

TOTAL OFFENSE..... G	Plays	Rush	Pass	Total	Avg/G (cont.)
Chandler Shakespeare..... 2	12	69	0	69	34.5
Kiehl Frazier..... 10	10	34	0	34	3.4
Patrick Lymon..... 10	5	20	0	20	2.0
Quan Bray..... 13	2	5	0	5	0.4
Steven Clark..... 13	1	-16	0	-16	-1.2
TEAM..... 13	13	-24	0	-24	-2.2
Total..... 13	934	4364	2205	6569	505.3
Opponents..... 13	923	2122	3383	5505	423.5

FIELD GOALS.....FGM-FGA	Pct	01-19	20-29	30-39	40-49	50-99	Lg	Blk
Cody Parkey..... 14-19	73.7	1-1	4-4	3-4	5-6	1-4	52	1

FG SEQUENCE	Auburn	OPPONENTS
Washington State	50,(47),(26),(42)	(43)
Arkansas State	(35)	(34),(21),(42)
Mississippi State	(40),(19),(47)	35
at LSU (#6)	--	--
Ole Miss (#24)	54,(23)	(42),(44),(22)
Western Carolina	--	--
at Texas A&M (#7)	(27)	(37),(20)
Florida Atlantic	(43), 40	(31)
at Arkansas	--	(34)
at Tennessee	--	(39), (42), (40)
Georgia (#25)	(22),(35),36,(32)	--
Alabama (#1)	--	44,33,44,57
vs. Missouri (#5)	54,(52)	(42),(36)

PUNTING..... No.	Yds	Avg	Long	TB	FC	I20	50+	Blkd
Steven Clark..... 50	2126	42.5	57	4	23	21	0	0
Total..... 50	2126	42.5	57	4	23	21	0	0
Opponents..... 70	3077	44.0	69	8	10	21	1	1

KICKOFFS..... No.	Yds	Avg	TB	OB	Retn	Net	YdLn
Cody Parkey..... 92	5913	64.3	67	1			
Total..... 92	5913	64.3	67	1	550	40.1	24
Opponents..... 66	4076	61.8	28	2	866	38.0	26

ALL PURPOSE..... G	Rush	Rec	PR	KOR	IR	Tot	Avg/G
Tre Mason..... 13	1621	121	0	395	0	2137	164.4
Nick Marshall..... 12	1023	37	0	0	0	1060	88.3
Sammie Coates..... 13	0	841	0	0	0	841	64.7
Corey Grant..... 13	650	8	0	160	0	818	62.9
Cameron Artis-Payne..... 13	609	4	0	0	0	613	47.2
Quan Bray..... 13	5	191	61	281	0	538	41.4
Ricardo Louis..... 13	204	297	0	0	0	501	38.5
Chris Davis..... 11	0	0	282	0	0	282	25.6
Marcus Davis..... 13	0	191	2	0	0	193	14.8
C.J. Uzomah..... 12	0	146	0	0	0	146	12.2
Jay Prosch..... 13	0	95	0	9	0	104	8.0
Robenson Therezie..... 13	0	0	0	0	99	99	7.6
Trovon Reed..... 13	0	98	-4	0	0	94	7.2
Johnathan Ford..... 13	73	0	0	0	0	73	5.6
Chandler Shakespeare..... 2	69	0	0	0	0	69	34.5
Tony Stevens..... 10	0	68	0	0	0	68	6.8
Melvin Ray..... 10	0	58	0	0	0	58	5.8
Jonathan Wallace..... 5	49	0	0	0	0	49	9.8
Jeremy Johnson..... 6	47	0	0	0	0	47	7.8
Jaylon Denson..... 4	0	45	0	0	0	45	11.2
Kiehl Frazier..... 10	34	0	0	0	0	34	3.4
Patrick Lymon..... 10	20	0	0	0	0	20	2.0
Craig Sanders..... 12	0	0	0	14	0	14	1.2
Jonathon Mincy..... 13	0	0	0	0	10	10	0.8
Nosa Eguae..... 13	0	0	0	7	0	7	0.5
Brandon Fulse..... 10	0	5	0	0	0	5	0.5
Ryan Smith..... 13	0	0	0	0	4	4	0.3
Ryan White..... 13	0	0	0	0	1	1	0.1
Joshua Holsey..... 6	0	0	0	0	-2	-2	-0.3
Steven Clark..... 13	-16	0	0	0	0	-16	-1.2
TEAM..... 13	-24	0	0	0	0	-24	-2.2
Total..... 13	4364	2205	341	866	112	7888	606.8
Opponents..... 13	2122	3383	35	550	60	6150	473.1

2013 Statistics

DEFENSIVE LEADERS.....	GP	-----Tackles-----			TFL/Yds	-Sacks- No-Yards	-----Pass Def-----			---Fumbles---		Blkd Kick	Saf
		Solo	Ast	Total			Int-Yds	BrUp	QBH	Rcv-Yds	FF		
11 Chris Davis.....	11	49	20	69	2.5-8	.	.	14	1	.	1	.	.
8 Cassanova McKinzy.....	13	38	28	66	7.5-18	1.5-5	1-0	.	6
24 Ryan Smith.....	13	41	21	62	0.5-1	.	3-4	3	1	.	1	1	.
9 Jermaine Whitehead.....	13	41	21	62	1.5-1	.	2-0	6	.	1-11	.	.	.
27 Robenson Therezie.....	13	36	19	55	3.0-4	.	4-99	1	1
6 Jonathon Mincy.....	13	43	11	54	1.0-3	.	1-10	12
17 Kris Frost.....	13	28	24	52	6.0-10	.	.	1	3	1-0	2	.	.
19 Ryan White.....	13	31	18	49	.	.	1-1	5	1	1-0	1	.	.
5 Jake Holland.....	13	15	30	45	1.0-2	0.5-1	.	2	2	1-0	.	.	.
90 Gabe Wright.....	13	16	14	30	8.5-35	3.0-22	.	.	9	1-0	.	.	.
10 LaDarius Owens.....	13	12	16	28	4.5-23	2.0-20	.	.	11
30 Dee Ford.....	11	16	10	26	12.5-86	8.5-81	.	1	17	.	2	.	.
43 Anthony Swain.....	13	16	6	22	1.0-1	.	.	1
1 Montravius Adams.....	12	10	10	20	1.5-3	1.0-2	.	.	7
55 Carl Lawson.....	13	14	6	20	7.5-24	4.0-18	.	.	7	.	2	.	.
13 Craig Sanders.....	12	12	8	20	3.0-9	0.5-3	.	.	7
94 Nosa Eguae.....	13	12	8	20	4.5-9	1.0-4	.	.	6	.	.	1	.
15 Joshua Holsey.....	6	11	6	17	0.5-2	.	1--2	1	2
98 Angelo Blackson.....	13	5	10	15	3.0-8	0.5-4	.	.	6
50 Ben Bradley.....	13	6	8	14	2.0-9	1.0-8	.	.	5
16 Javiere Mitchell.....	13	8	5	13	1.0-1
3 Jonathan Jones.....	8	11	.	11	1.0-1	.	.	1
31 Trent Fisher.....	13	7	2	9
97 Elijah Daniel.....	13	4	5	9	3.0-19	2.5-18	.	.	11
92 Kenneth Carter.....	13	2	7	9	3.0-4	.	.	1	3
29 Brandon King.....	13	2	5	7
52 Justin DeLaine.....	7	4	2	6	2.0-13	1.0-7	.	.	2
23 Johnathan Ford.....	13	2	3	5	.	.	.	1
26 Justin Garrett.....	2	2	2	4	1.0-2
33 Kenny Flowers.....	12	1	3	4
28 T.J. Davis.....	11	3	1	4
21 Mackenro Alexander.....	8	2	2	4	1.5-2
5 Ricardo Louis.....	13	3	.	3
42 Gimel President.....	3	3	.	3
93 Jabrian Niles.....	3	1	1	2	1.0-8	1.0-8
18 Sammie Coates.....	13	1	.	1
48 Forrest Hill.....	12	.	1	1
50 Reese Dismukes.....	13	1	.	1
89 Jaylon Denson.....	4	.	1	1
14 Nick Marshall.....	12	1	.	1
35 Jay Prosch.....	13	.	1	1
63 Alex Kozan.....	13	.	1	1
21 Tre Mason.....	13	1	.	1
70 Robert Leff.....	13	.	1	1
30 Steven Clark.....	13	1	.	1
99 Brian Walsh.....	1	.	1	1
22 Khari Harding.....	2	1	.	1
8 Tony Stevens.....	10	1	.	1
91 Tyler Nero.....	1	.	1	1	1
20 Corey Grant.....	13	1
Total.....	13	514	339	853	85-306	28-201	13-112	50	110	5-11	9	2	.
Opponents.....	13	577	420	997	58.0-226	16-106	7-60	26	25	11-35	15	2	.

SPECIAL TEAMS TACKLES

SPECIAL TEAMS	----Tackles----			SPECIAL TEAMS	----Tackles----		
	Solo	Ast	Total		Solo	Ast	Total
16 Javiere Mitchell.....	3	2	5	33 Kenny Flowers.....	1	1	2
31 Trent Fisher.....	2	2	4	8 Cassanova McKinzy.....	1	0	1
13 Craig Sanders.....	1	2	3	28 T.J. Davis.....	1	0	1
29 Brandon King.....	1	2	3	70 Robert Leff.....	0	1	1
6 Jonathon Mincy.....	1	1	2	21 Mackenro Alexander.....	0	1	1
5 Ricardo Louis.....	2	0	2	48 Forrest Hill.....	0	1	1
23 Johnathan Ford.....	1	1	2	3 Jonathan Jones.....	1	0	1

2013 Scoring Drives

Plays	Yards	TOP Qtr	Scoring Play
WASHINGTON STATE			
4	28	1:17	1 Tre Mason 8-yard run (Ryan White 2-pt. run)
--	--	--	2 Tre Mason 100-yard kickoff return
1	75	:12	2 Corey Grant 75-yard run
6	16	2:04	2 Cody Parkey 47-yard field goal
9	44	3:59	3 Cody Parkey 26-yard field goal
12	61	5:27	4 Cody Parkey 42-yard field goal
Total	32	224	12:59 (5 scoring drives)
Avg.	6.4	44.8	2:36

ARKANSAS STATE			
10	67	3:23	1 Marcus Davis 18-yard pass from Nick Marshall
8	85	2:49	1 Corey Grant 17-yard run
3	80	1:05	2 Sammie Coates 68-yard pass from Nick Marshall
8	54	2:54	3 Tre Mason 11-yard run
11	62	5:12	4 Cody Parkey 35-yard field goal
7	55	2:34	4 Cameron Artis-Payne 12-yard run
Total	47	403	17:57 (6 scoring drives)
Avg.	7.8	67.2	2:59 (season: 11 drives, 79 plays, 627 yards, 30:56)

MISSISSIPPI STATE			
11	52	4:07	1 Cody Parkey 40-yard field goal
3	80	:50	1 Quan Bray 76-yard pass from Nick Marshall (Brandon Fulse pass from Ryan White for 2 points)
13	73	5:33	2 Cody Parkey 19-yard field goal
7	59	2:40	3 Cody Parkey 47-yard field goal
12	88	1:46	4 C.J. Uzomah 11-yard pass from Nick Marshall
Total	49	352	14:56 (5 scoring drives)
Avg.	9.8	70.4	2:59 (season: 16 drives, 128 plays, 979 yards, 45:52)

at LSU (#6)			
7	50	2:14	3 Tre Mason 2-yard run
10	94	3:21	3 Tre Mason 2-yard run
10	88	3:23	4 Cameron Artis-Payne 12-yard run
Total	27	232	8:58 (3 scoring drives)
Avg.	8.1	63.7	2:53 (season: 19 drives, 155 plays, 1211 yards, 54:50)

OLE MISS (#24)			
6	80	1:31	1 Tre Mason 1-yard run (Ryan White pass failed)
--	--	--	1 Robenson Therezie 78-yard interception return
12	80	4:37	2 Nick Marshall 5-yard run
9	75	3:10	3 Nick Marshall 5-yard run
5	25	1:51	4 Cody Parkey 23-yard field goal
Total	32	260	11:09 (4 scoring drives)
Avg.	8.1	63.9	2:52 (season: 23 drives, 187 plays, 1471 yards, 65:59)

WESTERN CAROLINA			
6	74	1:57	1 Tre Mason 20-yard run
5	47	1:50	1 Jay Prosch 8-yard pass from Jeremy Johnson
3	65	:31	1 Ricardo Louis 46-yard pass from Jeremy Johnson
6	86	2:13	2 Corey Grant 51-yard run
1	48	:41	2 Tre Mason 53-yard run
9	71	4:00	2 Tony Stevens 22-yard pass from Jeremy Johnson
8	71	3:57	3 Quan Bray 3-yard pass from Jeremy Johnson
4	86	1:40	3 Cameron Artis-Payne 25-yard run
8	71	4:26	4 Johnathan Ford 38-yard run
Total	50	619	21:15 (9 scoring drives)
Avg.	7.4	65.3	2:44 (season: 32 drives, 237 plays, 2090 yards, 87:14)

at TEXAS A&M (#7)			
10	86	3:05	1 Nick Marshall 16-yard run
7	53	3:11	1 Cody Parkey 27-yard field goal
12	96	6:17	2 Quan Bray 13-yard pass from Nick Marshall
6	65	2:40	3 Sammie Coates 43-yard pass from Nick Marshall
7	75	2:33	4 Nick Marshall 13-yard run
5	69	1:28	4 Cameron Artis-Payne 2-yard run
13	75	3:46	4 Tre Mason 5-yard run
Total	60	519	22:50 (7 scoring drives)
Avg.	7.6	66.9	2:49 (season: 39 drives, 297 plays, 2609 yards, 110:04)

Plays	Yards	TOP Qtr	Scoring Play
FLORIDA ATLANTIC			
6	78	2:03	1 Tre Mason 8-yard run
1	43	:10	1 Corey Grant 43-yard run
4	28	1:15	1 Nick Marshall 10-yard run
4	48	1:12	2 Sammie Coates 36-yard pass from Jeremy Johnson
9	54	3:14	2 Cody Parkey 43-yard field goal
1	67	:14	3 Sammie Coates 67-yard pass from Jeremy Johnson
6	61	2:58	3 Cameron Artis-Payne 1-yard run
Total	31	379	7 scoring drives
Avg.	7.1	65.0	2:38 (season: 46 drives, 328 plays, 2988 yards, 121:10)

at ARKANSAS			
2	29	:25	1 Tre Mason 9-yard run
6	38	1:59	2 Tre Mason 4-yard run
11	65	4:08	3 Tre Mason 5-yard run
3	91	1:30	3 Sammie Coates 88-yard pass from Nick Marshall
9	75	4:37	4 Tre Mason 12-yard run
Total	31	298	5 scoring drives
Avg.	7.0	64.4	2:37 (season: 51 drives, 359 plays, 3286 yards, 133:49)

at TENNESSEE			
2	22	:37	1 C.J. Uzomah 25-yard pass from Nick Marshall
2	75	:32	2 Tre Mason 13-yard run
--	--	--	2 Chris Davis 85-yard punt return
6	85	1:43	2 Nick Marshall 7-yard run
2	45	:30	2 Nick Marshall 38-yard run
--	--	--	3 Corey Grant 90-yard kickoff return
8	55	2:34	3 Tre Mason 4-yard run
12	73	6:17	4 Tre Mason 1-yard run
Total	32	355	6 scoring drives
Avg.	6.8	63.8	2:33 (season: 57 drives, 391 plays, 3641 yards, 146:02)

GEORGIA (#25)			
16	56	6:45	1 Cody Parkey 22-yard field goal
6	63	2:20	1 Corey Grant 21-yard run
11	56	4:55	2 Cody Parkey 35-yard field goal
6	73	1:30	2 Nick Marshall 6-yard run
6	61	1:33	2 Tre Mason 24-yard run
7	77	2:06	3 Nick Marshall 5-yard run
10	46	5:26	4 Cody Parkey 32-yard field goal
7	78	1:20	4 Ricardo Louis 73-yard pass from Nick Marshall (Jonathan Wallace pass failed)
Total	69	510	8 scoring drives
Avg.	7.1	63.9	2:38 (season: 65 drives, 460 plays, 4151 yards, 171:57)

ALABAMA (#1)			
7	66	3:26	1 Nick Marshall 45-yard run
7	81	2:02	2 Tre Mason 1-yard run
9	69	2:57	3 C.J. Uzomah 13-yard pass from Nick Marshall
7	83	2:00	4 Sammie Coates 39-yard pass from Nick Marshall
--	--	--	4 Chris Davis 100-yard missed FG return
Total	30	299	10:25 (4 scoring drives)
Avg.	7.1	64.5	2:31 (season: 69 drives, 490 plays, 4450 yards, 174:35)

vs. MISSOURI (#5) (SEC CHAMPIONSHIP GAME)			
7	75	2:28	1 Sammie Coates 38-yard pass from Nick Marshall
5	75	1:31	1 Nick Marshall 9-yard run
8	75	2:46	2 Tre Mason 7-yard run
4	79	0:47	2 Tre Mason 3-yard run
6	13	2:05	3 Cody Parkey 52-yard field goal
6	75	2:14	3 Corey Grant 2-yard run
5	54	1:26	3 Cameron Artis-Payne 15-yard run
8	75	4:00	4 Tre Mason 1-yard run
1	13	0:05	4 Tre Mason 13-yard run
Total	50	534	17:42 (9 scoring drives)
Avg.	6.9	63.9	2:27 (season: 78 drives, 540 plays, 4984 yards, 192:17)

Average Scoring Drive: Plays: 6.9 • Yards: 63.9 • Time: 2:27

Game-By-Game Stats

Game	Score	First Downs		Rushing	Passing			Total Off.	Punts	Fum.	Penalties	3rd	Time of
		Tot	Ru-Pa-Pe	No-Yds-TD	C-A-I	Yds	TD	Pl-Yds	No-Avg	F-L	No-Yds	Downs	Poss
Washington State	24	28	9-18-1	23-120-2	35-65-3	344	1	88-464	5-39.2	0-0	5-21	7-17	31:27
at Auburn	31	16	10-5-1	46-295-2	10-20-0	99	0	66-394	5-41.6	3-1	5-30	4-13	28:33
Arkansas State	9	24	9-12-3	39-150-0	29-41-0	272	0	80-422	4-44.8	2-1	6-53	8-18	32:54
at Auburn	38	23	17-5-1	50-301-3	11-19-0	167	2	69-468	4-41.5	2-1	9-91	7-14	27:06
Mississippi State	20	19	11-8-0	40-202-3	15-28-0	213	0	68-415	7-46.6	1-0	5-33	5-15	34:23
at Auburn	24	22	9-12-1	36-120-0	23-34-2	339	2	70-459	4-48.0	4-1	1-5	7-15	25:37
Auburn	21	21	11-9-1	52-213-3	17-33-2	437	0	85-437	6-43.5	3-1	5-44	6-17	30:49
at LSU (#6)	35	16	5-9-2	44-228-4	14-22-1	457	1	66-457	6-38.2	2-1	10-85	5-13	29:11
Ole Miss (#24)	22	24	9-14-1	39-125-0	26-50-2	340	2	89-464	5-44.2	0-0	4-34	5-19	32:05
at Auburn	30	19	15-2-2	48-282-3	11-17-0	93	0	65-375	5-40.4	2-2	2-23	5-13	27:55
Western Carolina	3	6	3-3-0	31-66-0	6-17-1	107	0	48-173	9-41.4	1-0	3-20	2-14	28:42
at Auburn	62	30	20-9-1	43-511-5	17-22-1	201	4	65-712	0-0	1-0	3-20	6-7	31:18
Auburn (#24)	45	27	18-8-1	60-379-4	11-25-0	236	2	85-615	5-39.8	2-1	5-43	7-14	32:16
at Texas A&M (#7)	41	29	10-19-0	40-133-1	30-42-2	469	4	82-602	4-54.8	0-0	5-34	5-13	27:44
Florida Atlantic	10	10	3-5-2	25-97-1	11-26-0	150	0	51-247	10-46.2	1-1	5-34	2-13	24:25
at Auburn (#11)	45	27	18-8-1	59-422-4	12-18-1	206	2	77-628	3-39.7	2-0	6-55	5-11	35:35
Auburn (#8)	35	18	12-5-1	46-233-4	8-9-0	133	1	55-366	4-44.5	1-0	7-66	6-11	25:46
at Arkansas	17	25	13-9-3	47-222-1	12-27-1	124	1	74-346	3-40.0	3-2	4-51	9-16	34:14
Auburn (#7)	55	25	23-2-0	53-444-5	3-7-1	35	1	60-479	2-47.0	1-1	1-5	4-9	28:15
at Tennessee	23	18	12-5-1	43-226-1	16-25-1	128	0	68-354	5-46.6	1-0	4-30	4-13	31:45
Georgia (#25)	38	29	8-19-2	25-117-3	33-49-1	415	2	74-532	4-38.2	1-0	8-60	6-12	25:03
at Auburn (#7)	43	29	19-8-2	57-323-4	16-27-0	243	1	84-566	3-40.0	2-0	8-65	5-15	34:57
Alabama (#1)	28	19	11-7-1	35-218-1	17-29-0	277	3	64-495	3-47.0	0-0	6-45	4-13	30:54
at Auburn (#4)	34	22	17-4-1	52-296-2	11-16-0	393	2	68-393	6-43.7	2-1	3-21	8-15	29:06
Missouri (#5)	42	22	7-13-2	34-231-1	21-37-1	303	3	71-534	5-45.0	1-0	7-40	2-12	25:40
vs. Auburn (#3)	(1) 59	30	26-3-1	74-545-7	9-11-0	132	1	85-677	3-40.0	3-2	10-63	7-14	34:20

(1) SEC Championship Game (Georgia Dome • Atlanta, Ga.)

STARTING LINEUPS

OFFENSE	QB	RB	HB/RB/TE	WR	WR	WR/RB/TE	LT	LG	C	RG	RT
WASHINGTON STATE	Marshall	Mason	Prosch (HB)	Coates	Denson	Bray(WR)	Robinson	Kozan	Dismukes	Slade	Miller
ARKANSAS STATE	Marshall	Mason	Prosch (HB)	Coates	Denson	Grant (RB)	Robinson	Kozan	Dismukes	Slade	Miller
MISSISSIPPI STATE	Marshall	Mason	Prosch (HB)	Coates	Denson	Reed (WR)	Robinson	Kozan	Dismukes	Slade	Miller
at LSU (#6)	Marshall	Mason	Fulse (TE)	Coates	Denson	Bray (WR)	Robinson	Kozan	Dismukes	Slade	Miller
OLE MISS (#24)	Marshall	Mason	Fulse (WR)	Coates	Davis	Bray (WR)	Robinson	Kozan	Dismukes	Slade	Miller
WESTERN CAROLINA	Johnson	Artis-Payne	Prosch (HB)	Louis	Reed	Bray (WR)	Robinson	Kozan	Dismukes	Slade	Young
at TEXAS A&M (#7)	Marshall	Mason	Prosch (HB)	Ray	Bray	Fulse (TE)	Robinson	Kozan	Dismukes	Slade	Young
FLORIDA ATLANTIC	Marshall	Mason	Prosch (HB)	Coates	Louis	Uzomah (WR)	Robinson	Kozan	Dismukes	Slade	Young
at ARKANSAS	Marshall	Mason	Prosch (HB)	Coates	Louis	Uzomah (TE)	Robinson	Kozan	Dismukes	Slade	Young
at TENNESSEE	Marshall	Mason	Prosch (HB)	Coates	Louis	Uzomah (TE)	Robinson	Kozan	Dismukes	Slade	Young
GEORGIA (#25)	Marshall	Mason	Uzomah (TE)	Coates	Bray	Bray (WR)	Robinson	Kozan	Dismukes	Slade	Young
ALABAMA (#1)	Marshall	Grant	Prosch (HB)	Coates	Louis	Fulse (TE)	Robinson	Kozan	Dismukes	Slade	Young
(1) vs. MISSOURI (#5)	Marshall	Mason	Prosch (HB)	Coates	Louis	Fulse (TE)	Robinson	Kozan	Dismukes	Slade	Young

DEFENSE	DE	DT	DT	DE	MLB	WLB	Star	CB	CB	BS	FS
WASHINGTON STATE	Sanders	Blackson	Wright	Owens	Holland	McKinzy	Therezie	Mincy	C. Davis	Holsey	Whitehead
ARKANSAS STATE	Sanders	Blackson	Bradley	Eguae	Holland	McKinzy	Therezie	Mincy	C. Davis	Holsey	Whitehead
MISSISSIPPI STATE	Sanders	Blackson	Bradley	Eguae	Holland	McKinzy	Therezie	Mincy	White	Holsey	Whitehead
at LSU (#6)	D. Ford	Blackson	Bradley	Owens	Holland	McKinzy	Therezie	Mincy	White	Holsey	Whitehead
OLE MISS (#24)	D. Ford	Eguae	Wright	Owens	Holland	McKinzy	Therezie	Mincy	C. Davis	Holsey	Whitehead
WESTERN CAROLINA	D. Ford	Eguae	Wright	Owens	Holland	McKinzy	Therezie	Mincy	C. Davis	Holsey	Whitehead
at TEXAS A&M (#7)	D. Ford	Eguae	Wright	Owens	Frost	McKinzy	Therezie	Mincy	C. Davis	R. Smith	Whitehead
FLORIDA ATLANTIC	D. Ford	Eguae	Wright	Owens	Holland	McKinzy	Therezie	Mincy	C. Davis	R. Smith	Whitehead
at ARKANSAS	D. Ford	Eguae	Wright	Owens	Holland	McKinzy	Therezie	Mincy	C. Davis	R. Smith	Whitehead
at TENNESSEE	D. Ford	Eguae	Wright	Owens	Holland	McKinzy	Therezie	Mincy	C. Davis	R. Smith	Whitehead
GEORGIA (#25)	D. Ford	Eguae	Wright	Owens	Holland	McKinzy	Therezie	Mincy	C. Davis	R. Smith	Whitehead
ALABAMA (#1)	D. Ford	Eguae	Wright	Owens	Holland	McKinzy	Therezie	Mincy	C. Davis	R. Smith	Whitehead
(1) vs. MISSOURI (#5)	D. Ford	Eguae	Wright	Owens	Holland	McKinzy	Therezie	Mincy	C. Davis	R. Smith	Whitehead

(1) SEC Championship Game (Georgia Dome • Atlanta, Ga.)

Game-By-Game Stats

Passing				Field Goals		Punting	
C-A-Yds-Int, TD	#14 Marshall	#6 Johnson	#12 Wallace	Made, (Missed)	#36 Parkey	No.-Avg. In 20	#30 Clark
Washington State	10-19-99-0, 0	--	0-1-0-0, 0	Washington State	(50), 47, 26, 42	Washington State	5-41.6, 3
Arkansas State	10-17-147-0, 2	--	1-1-20-0, 0	Arkansas State	35	Arkansas State	4-41.5, 0
Mississippi State	23-34-339-2, 2	--	--	Mississippi State	40, 19, 47	Mississippi State	4-48.0, 2
at LSU (#6)	17-33-224-2, 0	--	--	at LSU (#6)	--	at LSU (#6)	6-43.5
Ole Miss (#24)	11-17-93-0, 0	--	--	Ole Miss (#24)	(54), 23	Ole Miss (#24)	5-41.4
Western Carolina	--	17-21-201-1, 4	0-1-0-0, 0	Western Carolina	--	Western Carolina	--
at Texas A&M (#7)	11-23-236-0, 2	0-2-0-0, 0	--	at Texas A&M (#7)	27	at Texas A&M (#7)	5-39.8
Florida Atlantic	1-1-10-0, 0	10-16-192-1, 2	1-1-4-0, 0	Florida Atlantic	43, (40)	Florida Atlantic	3-39.7
at Arkansas	7-8-118-0, 1	1-1-15-0, 0	--	at Arkansas	--	at Arkansas	4-44.5
at Tennessee	3-7-35-1, 1	--	--	at Tennessee	--	at Tennessee	5-46.6
Georgia (#25)	15-26-229-0, 1	1-1-14-0-0	--	Georgia (#25)	22,35,(36),32	Georgia (#25)	3-40.0
Alabama (#1)	11-16-97-0, 2	--	--	Alabama (#1)	--	Alabama (#1)	6-43.7
vs. Missouri (#5)	9-11-132-0, 1	--	--	vs. Missouri (#5)	(54),52	vs. Missouri (#5)	3-40.0

Rushing

No.-Yds, TD	#5 Louis	#6 Johnson	#12 Wallace	#14 Marshall	#20 Grant	#21 Mason	#23 J. Ford	#25 Frazier	#44 Artis-Payne
Washington State	1-(-5), 0	DNP	--	9-27, 0	9-146, 1	15-73, 1	--	DNP	10-52, 0
Arkansas State	--	DNP	2-7, 0	8-53, 0	7-40, 1	14-99, 1	--	--	19-102, 1
Mississippi State	1-4, 0	DNP	DNP	10-22, 0	8-44, 0	10-34, 0	--	1-4, 0	5-12, 0
at LSU (#6)	1-2, 0	DNP	DNP	14-46, 0	2-9, 0	26-132, 2	--	1-(-1), 0	7-41, 1
Ole Miss (#24)	1-14, 0	DNP	DNP	14-140, 2	2-9, 0	21-77, 1	--	--	5-49, 0
Western Carolina	2-41, 0	3-26, 0	1-6, 0	DNP	5-83, 1	6-100, 2	2-45, 1	--	7-133, 1
at Texas A&M (#7)	2-30, 0	--	DNP	20-100, 2	5-45, 0	27-178, 1	--	--	5-28, 1
Florida Atlantic	1-2, 0	4-21, 0	6-36, 0	6-73, 1	7-75, 1	10-60, 1	4-28, 0	6-26, 0	13-93, 1
at Arkansas	--	--	DNP	9-59, 0	1-5, 0	32-168, 4	--	--	2-5, 0
at Tennessee	1-7, 0	--	DNP	14-214, 2	4-48, 0	20-117, 3	--	2-5, 0	12-53, 0
Georgia (#25)	5-66, 0	--	--	19-89, 2	6-53, 1	27-115, 1	--	DNP	--
Alabama (#1)	--	DNP	DNP	17-99, 1	4-28, 0	29-164, 1	--	DNP	2-5, 0
(1) vs. Missouri (#5)	3-43, 0	DNP	DNP	16-101, 1	5-65, 1	46-304, 4	--	DNP	2-36, 1

Receiving

No.-Yds, TD	#1 Reed	#4 Bray	#5 Louis	#8 Stevens	#11 Fulse	#18 Coates	#21 Mason	#35 Prosch	#80 Davis	#81 Uzomah	#82 Ray
Washington State	--	3-44, 0	2-10, 0	DNP	--	3-44, 0	1-6, 0	--	---	--	DNP
Arkansas State	2-24, 0	--	1-(-2), 0	--	--	1-68, 1	1-6, 0	3-31, 0	2-23, 1	--	DNP
Mississippi State	2-12, 0	3-80, 1	3-34, 0	--	--	3-55, 0	1-13, 0	--	6-43, 0	3-48, 1	DNP
at LSU (#6)	1-0, 0	1-6, 0	5-24, 0	2-21, 0	--	4-139, 0	2-13, 0	--	2-21, 0	--	--
Ole Miss (#24)	--	1-4, 0	1-(-2), 0	--	1-5, 0	2-13, 0	3-62, 0	--	3-11, 0	--	--
Western Carolina	1-15, 0	4-20, 1	3-53, 1	3-47, 1	DNP	--	1-7, 0	1-8, 1	1-7, 0	DNP	3-44, 0
at Texas A&M (#7)	--	3-28, 1	1-21, 0	--	--	5-104, 1	--	1-56, 0	1-27, 0	--	--
Florida Atlantic	2-24, 0	1-6, 0	--	--	DNP	3-113, 2	--	--	4-30, 0	2-33, 0	--
at Arkansas	--	--	3-22, 0	--	DNP	3-102, 1	--	--	--	--	--
at Tennessee	--	--	--	--	--	2-10, 0	--	--	--	1-25, 1	--
Georgia (#25)	--	1-5, 0	4-131, 1	--	--	4-39, 0	1-6, 0	--	3-29, 0	1-18, 0	1-14, 0
Alabama (#1)	--	3-14, 0	2-(-1), 0	DNP	--	2-60, 1	--	--	--	2-22, 1	--
(1) vs. Missouri (#5)	1-23, 0	--	1-7, 0	DNP	--	6-94, 1	1-8, 0	--	--	--	--

(1) SEC Championship Game (Georgia Dome • Atlanta, Ga.)

Game-By-Game Stats

Defensive Linemen

Solo+Ast=Total	#1 Adams	#10 Owens	#13 Sanders	#30 D. Ford	#50 Bradley	#52 DeLaine	#55 Lawson	#90 Wright
Washington State	2+0=2	1+1=2	2+0=2	DNP	1+0=1	---	---	1+0=1
Arkansas State	---	3+5=8	2+2=4	DNP	0+2=2	2+0=2	2+0=2	2+1=3
Mississippi State	1+2=3	0+3=3	---	3+3=6	0+2=2	1+0=1	---	---
at LSU (#6)	1+2=3	0+2=2	---	0+1=1	1+2=3	0+2=2	0+2=2	0+3=3
Ole Miss (#24)	0+1=1	3+2=5	0+1=1	3+0=3	1+0=1	---	5+1=6	3+1=4
Western Carolina	DNP	1+0=1	2+0=2	1+1=2	---	1+0=1	0+1=1	2+0=2
at Texas A&M (#7)	2+2=4	1+1=2	2+1=3	2+0=2	1+0=1	DNP	1+1=2	1+2=3
Florida Atlantic	1+1=2	---	0+1=1	2+1=3	0+1=1	---	1+0=1	---
at Arkansas	---	1+0=1	---	2+0=2	0+1=1	DNP	1+1=2	1+2=3
at Tennessee	1+0=1	1+1=2	2+1=3	2+0=2	2+0=2	DNP	2+0=2	1+0=1
Georgia (#25)	1+1=2	1+0=1	---	1+0=1	---	DNP	---	1+3=4
Alabama (#1)	---	0+1=1	0+1=1	0+1=1	---	DNP	1+0=1	2+2=4
(1) vs. Missouri (#5)	1+1=2	---	2+1=3	0+3=3	---	DNP	1+0=1	2+0=2

Solo+Ast=Total	#92 Carter	#94 Eguae	#97 Daniel	#98 Blackson
Washington State	1+0=1	1+0=1	---	1+0=1
Arkansas State	---	1+0=1	0+1=1	1+2=3
Mississippi State	---	---	---	0+1=1
at LSU (#6)	0+2=2	0+2=2	0+2=2	---
Ole Miss (#24)	---	2+1=3	---	0+2=2
Western Carolina	1+0=1	1+0=1	1+0=1	1+0=1
at Texas A&M (#7)	---	1+1=2	1+1=2	0+2=2
Florida Atlantic	1+1=2	---	---	1+1=2
at Arkansas	0+2=2	0+1=1	---	0+1=1
at Tennessee	0+1=1	1+0=1	1+0=1	1+1=2
Georgia (#25)	---	4+1=5	---	---
Alabama (#1)	---	0+2=2	---	---
(1) vs. Missouri (#5)	0+1=1	1+0=1	1+1=2	---

Linebackers

Solo+Ast=Total	#5 Holland	#8 McKinzy	#16 Mitchell	#17 Frost	#26 Garrett	#33 Flowers	#43 Swain
Washington State	---	2+0=2	---	3+1=4	DNP	DNP	---
Arkansas State	1+5=6	5+3=8	0+2=2	4+1=5	DNP	---	1+1=2
Mississippi State	3+5=8	0+3=3	---	1+0=1	2+0=2	---	---
at LSU (#6)	2+1=3	4+4=8	---	1+5=6	0+2=2	---	---
Ole Miss (#24)	0+2=2	1+1=2	---	0+1=1	DNP	---	7+1=8
Western Carolina	2+0=2	1+0=1	1+0=1	2+1=3	DNP	---	2+1=3
at Texas A&M (#7)	1+2=3	3+1=4	1+0=1	4+2=6	DNP	---	1+1=2
Florida Atlantic	1+1=2	2+2=4	3+2=5	2+0=2	DNP	0+1=1	---
at Arkansas	1+5=6	4+3=7	2+0=2	0+3=3	DNP	---	1+1=2
at Tennessee	0+3=3	6+4=10	---	2+1=3	DNP	1+0=1	1+1=2
Georgia (#25)	3+3=6	3+1=4	---	3+2=5	DNP	---	1+0=1
Alabama (#1)	1+2=3	1+2=3	0+1=1	2+4=6	DNP	0+2=2	---
(1) vs. Missouri (#5)	0+1=1	6+4=10	1+0=1	3+3=6	DNP	---	2+0=2

Defensive Backs

Solo+Ast=Total	#6 Mincy	#9 Whitehead	#11 Davis	#15 Holsey	#19 White	#24 Smith	#27 Therezie	#29 King
Washington State	8+0=8	4+1=5	1+2=3	4+1=5	1+0=1	6+1=7	6+1=7	---
Arkansas State	1+0=1	3+1=4	7+3=10	2+2=4	4+1=5	1+0=1	4+0=4	---
Mississippi State	4+2=6	5+2=7	DNP	3+1=4	4+4=8	2+1=3	3+3=6	---
at LSU (#6)	4+0=4	1+3=4	---	0+1=1	1+3=4	3+3=6	3+5=8	1+2=3
Ole Miss (#24)	2+1=3	6+0=6	5+1=6	1+1=2	3+0=3	4+0=4	3+0=3	---
Western Carolina	0+1=1	0+1=1	1+1=2	1+0=1	---	0+2=2	---	1+0=1
at Texas A&M (#7)	5+2=7	3+1=4	7+2=9	DNP	1+4=5	3+3=6	5+0=5	0+2=2
Florida Atlantic	2+0=2	---	4+1=5	DNP	2+1=3	---	1+1=2	0+1=1
at Arkansas	7+2=9	3+4=7	4+4=8	DNP	4+1=5	1+2=3	2+3=5	---
at Tennessee	4+0=4	1+3=4	3+1=4	DNP	3+3=6	6+2=8	2+2=4	---
Georgia (#25)	---	4+1=5	7+1=8	DNP	3+0=3	4+2=6	5+1=6	---
Alabama (#1)	2+2=4	6+3=9	6+4=10	DNP	2+0=2	7+3=10	1+3=4	---
(1) vs. Missouri (#5)	4+1=5	5+1=6	4+0=4	DNP	3+1=4	4+2=6	1+0=1	---

Others

Solo+Ast=Total	#3 J. Jones	#5 Louis	#21 Alexander	#23 J. Ford	#28 Davis	#31 Fisher	#48 Hill
Washington State	DNP	---	---	---	---	2+0=2	---
Arkansas State	DNP	---	1+0=1	1+0=1	1+1=2	1+0=1	---
Mississippi State	DNP	---	---	---	---	---	---
at LSU (#6)	DNP	---	0+1=1	---	1+0=1	---	0+1=1
Ole Miss (#24)	---	2+0=2	1+0=1	0+1=1	---	---	---
Western Carolina	DNP	1+0=1	---	0+1=1	1+0=1	2+0=2	---
at Texas A&M (#7)	---	---	0+1=1	1+0=1	---	0+2=2	---
Florida Atlantic	2+0=2	---	---	0+1=1	---	---	---
at Arkansas	2+0=2	---	---	---	---	---	---
at Tennessee	3+0=3	---	---	---	---	2+0=2	---
Georgia (#25)	3+0=3	---	DNP	---	---	---	---
Alabama (#1)	1+0=1	---	DNP	---	---	---	---
(1) vs. Missouri (#5)	---	---	DNP	---	---	---	---

(1) SEC Championship Game (Georgia Dome • Atlanta, Ga.)

2013 Superlatives

Auburn Team Superlatives

Points Scored.....62	vs. Western Carolina (10/12)
Low.....20	vs. Mississippi State (9/14)
First Downs.....30	vs. #5 Missouri (12/7)/Western Carolina (10/12)
Low.....16	vs. Washington State (8/31)
Rushing Plays.....74	vs. #5 Missouri (12/7) in SEC Champ. Game
Low.....36	vs. Mississippi State (9/14)
Net Rushing Yards.....545	vs. #5 Missouri (12/7) in SEC Champ. Game
Low.....120	vs. Mississippi State (9/14)
Passes Attempted.....34	vs. Mississippi State (9/14)
Low.....7	at Tennessee (11/9)
Passes Completed.....23	vs. Mississippi State (9/14)
Low.....3	at Tennessee (11/9)
Had Intercepted.....2	vs. Mississippi State (9/14)/at #6 LSU (9/21)
Low.....0	vs. Wash.St./Ark. St/Ole Miss/at TX A&M/at Ark./Ga./Ala./Mo.
Net Passing Yards.....339	vs. Mississippi State (9/14)
Low.....35	at Tennessee (11/9)
Total Offensive Plays.....85	vs. #5 Missouri (12/7)/at #6 LSU (9/21)/at #7 Texas A&M (10/19)
Low.....55	at Arkansas (11/2)
Total Net Offense.....712	vs. Western Carolina (10/12) -- Auburn record-high
Low.....366	at Arkansas (11/2)
Fumbles.....4	vs. Mississippi State (9/14)
Low.....1	at Arkansas (11/2)/at Tennessee (11/9)/#1 Alabama (11/30)
Fumbles Lost.....2	vs. #24 Ole Miss (10/5)/#5 Missouri (12/7), SEC Champ. Game
Low.....0	vs. W/ Carolina/Florida Atlantic/at Ark./#25 Georgia
Penalties.....10	vs. #5 Missouri (12/7) in SEC Champ. Game
Low.....1	vs. Mississippi State (9/14)/at Tennessee (11/9)
Penalty Yards.....91	vs. Arkansas State (9/7)
Low.....5	vs. Miss. State (9/14)/at #6 LSU (9/21)/at Tennessee (11/9)

Auburn Individual Superlatives

Rushes.....46	Tre Mason vs. #5 Missouri (12/7) in SEC Champ. Game
Yards Rushing.....306	Tre Mason vs. #5 Missouri (12/7) in SEC Champ. Game
Long Rush.....75	Corey Grant vs. Washington State (8/31)
Pass attempts.....34	Nick Marshall vs. Mississippi State (9/14)
Pass completions.....23	Nick Marshall vs. Mississippi State (9/14)
Yards Passing.....339	Nick Marshall vs. Mississippi State (9/14)
TD Passes.....4	Jeremy Johnson vs. Western Carolina (10/12)
Long Pass.....88	Nick Marshall at Arkansas (11/2)
Receptions.....6	Sammie Coates v. #5 Mizzou(12/7);Marcus Davis v. Miss. St.(9/14)
Yards Receiving.....139	Sammie Coates at #6 LSU (9/21)
TD Receptions.....2	Sammie Coates vs. Florida Atlantic (10/27)
Long Reception.....88	Sammie Coates at Arkansas (11/2)
Field Goals.....3	Cody Parkey vs. Wash. St. (8/31)/Miss. St. (9/14)/Georgia(11/16)
Long Field Goal.....52	Cody Parkey vs. #5 Missouri (12/7) in SEC Champ. Game
Punts.....6	Steven Clark at #6 LSU (9/21)
Punting Avg.....48.0	Steven Clark vs. Mississippi State (9/14)
Long Punt.....57	Steven Clark at Tennessee (11/9)
Punts inside 20.....3	Steven Clark v. Wash. St.(8/31)/Fla. Atl.(10/27)/at Ark.(11/2)/Mo.(12/7)
Long Punt Return.....85	Chris Davis at Tennessee (11/9)
Long Kickoff Return.....100	Tre Mason vs. Washington State (8/31)
Interception Return.....78	Robenson Therezie vs. #24 Ole Miss (10/5)
Long Miss FG Return.....100	Chris Davis vs. #1 Alabama (11/30) (actually 109 yards)
Tackles.....10	Chris Davis vs. Ark. St. (9/7)/Cassanova McKinzy at Tennessee (11/9)
.....	Ryan Smith & Chris Davis vs. #1 Alabama (11/30)/Cassanova McKinzy vs. #5 Missouri in SEC Champ. Game (12/7)
Sacks.....2	Carl Lawson, Gabe Wright & Dee Ford vs. #24 Ole Miss (10/5)
.....2	Dee Ford at #7 Texas A&M (10/19)
Tackles For Loss.....3.5	Carl Lawson vs. #24 Ole Miss (10/5)
Interceptions.....2	Robenson Therezie vs. Washington State (8/31)

Auburn Individual Long Plays

Rushing.....75	Corey Grant vs. Washington State (8/31)
Passing.....88	Nick Marshall at Arkansas (11/2)
Receiving.....88	Sammie Coates at Arkansas (11/2)
Field Goal.....52	Cody Parkey vs. #5 Missouri (12/7) in SEC Champ. Game
Punt.....54	Stephen Clark vs. Arkansas State (9/7)/at #6 LSU (9/21)
Punt Return.....85	Chris Davis at Tennessee (11/9)
Kickoff Return.....100	Tre Mason vs. Washington State (8/31)
Fumble Return.....11	Jermaine Whitehead vs. Florida Atlantic (10/27)
Interception Return.....78	Robenson Therezie vs. #24 Ole Miss (10/5)
Long Miss FG Return.....100	Chris Davis vs. #1 Alabama (11/30) (actually 109 yards)

Opponent Team Superlatives

Points Scored.....42	vs. #5 Missouri (12/7) in SEC Champ. Game
Low.....3	Western Carolina (10/12)
First Downs.....29	at #7 Texas A&M (10/19)/vs. #25 Georgia (11/16)
Low.....6	Western Carolina (10/12)
Rushing Plays.....47	at Arkansas (11/2)
Low.....23	Washington State (8/31)
Net Rushing Yards.....231	vs. #5 Missouri (12/7) in SEC Champ. Game
Low.....66	Western Carolina (10/12)
Passes Attempted.....65	Washington State (8/31)
Low.....17	Western Carolina (10/12)
Passes Completed.....35	Washington State (8/31)
Low.....6	Western Carolina (10/12)
Had Intercepted.....3	Washington State (8/31)
Low.....0	Arkansas State (9/7)/Mississippi State (9/14)
Net Passing Yards.....469	at #7 Texas A&M (10/19)
Low.....107	Western Carolina (10/12)
Total Offensive Plays.....89	#24 Ole Miss (10/5)
Low.....48	Western Carolina (10/12)
Total Net Offense.....602	at #7 Texas A&M (10/19)
Low.....173	Western Carolina (10/12)
Fumbles.....3	at Arkansas (11/2)
Low.....0	Wash.St.(8/31)/#24 Ole Miss(10/5)/at #7 TX A&M(10/19)/#1 Ala.
Fumbles Lost.....2	at Arkansas (11/2)
Low.....0	Wash. State/Miss. State/Ole Miss/W. Carolina/at TX A&M/Ga./Mo.
Penalties.....10	at #6 LSU (9/21)
Low.....3	Western Carolina (10/12)
Penalty Yards.....85	at #6 LSU (9/21)
Low.....20	Western Carolina (10/12)

Opponent Individual Superlatives

Rushes.....26	T.J. Yeldon, #1 Alabama (11/30)
Yards Rushing.....184	Jeremy Hill, at #6 LSU (9/21)
TD Rushes.....3	Jeremy Hill, at #6 LSU (9/21)
Long Rush.....65	Henry Josey, vs. #5 Missouri (12/7) in SEC Champ. Game
Pass attempts.....65	Connor Halliday, Washington State (8/31)
Pass completions.....35	Connor Halliday, Washington State (8/31)
Yards Passing.....454	Johnny Manziel, at #7 Texas A&M (10/19)
TD Passes.....4	Johnny Manziel, at #7 Texas A&M (10/19)
Long Pass.....99	AJ McCarron, #1 Alabama (11/30)
Receptions.....11	Mike Evans, at #7 Texas A&M (10/19)
Yards Receiving.....287	Mike Evans, at #7 Texas A&M (10/19)
TD Receptions.....4	Mike Evans, at #7 Texas A&M (10/19)
Long Reception.....99	Amari Cooper, #1 Alabama (11/30)
Field Goals.....3	Brian Davis, Ark. State (9/7)/Andrew Ritter,#24 Ole Miss (10/5)/Michael Palardy, at Tennessee (11/9)
Long Field Goal.....49	Richard Sigmon, Western Carolina (10/12)
Punts.....10	Sean Kelly, Florida Atlantic (10/27)
Punting Avg.....54.8	Drew Kaser, at #7 Texas A&M (10/19)
Long Punt.....69	Drew Kaser, at #7 Texas A&M (10/19)
Punts inside 20.....3	Jamie Keehn, at #6 LSU (9/21)/Clark Sechrest, Western Carolina (10/12)/at Tennessee (11/9)
Long Punt Return.....19	Christian Jones, #1 Alabama (11/30)
Long Kickoff Return.....87	Korliss Marshall, at Arkansas (11/2)
Tackles.....18	Ramik Wilson, #25 Georgia (11/16)
Sacks.....1	Deontae Skinner, Mississippi State (9/14)
.....1	Richie Brown, Mississippi State (9/14)
.....1	A.J. Jefferson, Mississippi State (9/14)
.....1	Jordan Allen, at #6 LSU (9/21)
.....1	Toney Hurd Jr., at #7 Texas A&M (10/19)
.....1	Julien Obioha, at #7 Texas A&M (10/19)
.....1	Robinson Eugene, Florida Atlantic (10/27)
.....1	Chris Smith, at Arkansas (11/2)
.....1	Cameron Sutton, at Tennessee (11/9)
.....1	Ramik Wilson, #25 Georgia (11/16)
.....1	Jordan Jenkins, #25 Georgia (11/16)
.....1	Trey DePriest, #1 Alabama (11/30)
.....1	Adrian Hubbard, #1 Alabama (11/30)
.....1	Kony Ealy, vs. #5 Missouri (12/7) in SEC Champ. Game
Tackles For Loss.....3.0	Kony Ealy, vs. #5 Missouri (12/7) in SEC Champ. Game
Interceptions.....2	Nickoe Whitley, Mississippi State (9/14)

Opponent Individual Long Plays

Rushing.....65	Henry Josey, vs. #5 Missouri (12/7) in SEC Champ. Game
Passing.....99	AJ McCarron, #1 Alabama (11/30)
Receiving.....99	Amari Cooper, #1 Alabama (11/30)
Field Goal.....49	Richard Sigmon, Western Carolina (10/12)
Punt.....69	Drew Kaser, at #7 Texas A&M (10/19)
Kickoff Return.....87	Korliss Marshall, at Arkansas (11/2)
Fumble Return.....24	Denzel Nkemdiche, #24 Ole Miss (10/5)
Interception Return.....29	Nickoe Whitley, Mississippi State (9/14)

2013 Plays of 20+ Yards

Yards	Type	Player(s)	Opponent	Qtr.
100 (TD)	KOR	Tre Mason	Washington State	2
100 (TD)	MFG	Chris Davis	Alabama (#1)	4
90 (TD)	KOR	Corey Grant	at Tennessee	3
88 (TD)	Pass	Nick Marshall to Sammie Coates	at Arkansas	3
78 (TD)	INT	Robenson Therezie	Ole Miss (#24)	1
76 (TD)	Pass	Nick Marshall to Quan Bray	Mississippi State	1
75 (TD)	Rush	Corey Grant	Washington State	2
73 (TD)	Pass	Nick Marshall to Ricardo Louis	Georgia (#25)	4
70	PR	Chris Davis	Florida Atlantic	1
68 (TD)	Pass	Nick Marshall to Sammie Coates	Arkansas State	2
67 (TD)	Pass	Jeremy Johnson to Sammie Coates	Florida Atlantic	2
62	Rush	Nick Marshall	at Tennessee	2
59	Rush	Cameron Artis-Payne	Western Carolina	3
56	Pass	Nick Marshall to Jay Prosch	at Texas A&M (#7)	1
54	Pass	Nick Marshall to Sammie Coates	vs. Missouri (#5)	1
53	Rush	Tre Mason	at Texas A&M (#7)	4
53 (TD)	Rush	Tre Mason	Western Carolina	2
52	Pass	Nick Marshall to Sammie Coates	at LSU (#6)	3
52	Rush	Tre Mason	vs. Missouri (#5)	2
51 (TD)	Rush	Corey Grant	Western Carolina	2
46 (TD)	Pass	Jeremy Johnson to Ricardo Louis	Western Carolina	1
45	Rush	Nick Marshall	Florida Atlantic	1
45 (TD)	Rush	Nick Marshall	Alabama (#1)	1
44	Pass	Nick Marshall to Ricardo Louis	Georgia (#25)	3
43 (TD)	Pass	Nick Marshall to Sammie Coates	at Texas A&M (#7)	3
43 (TD)	Rush	Corey Grant	Florida Atlantic	1
43	Rush	Corey Grant	vs. Missouri (#5)	3
42	Pass	Nick Marshall to Sammie Coates	at LSU (#6)	4
42	PR	Chris Davis	at Tennessee	1
42	Rush	Nick Marshall	vs. Missouri (#5)	3
40	Rush	Tre Mason	Alabama (#1)	2
39 (TD)	Pass	Nick Marshall to Sammie Coates	Alabama (#1)	4
38	Rush	Johnathan Ford	Western Carolina	4
38 (TD)	Rush	Nick Marshall	at Tennessee	2
38 (TD)	Pass	Nick Marshall to Sammie Coates	vs. Missouri (#5)	1
37	Pass	Nick Marshall to Nick Marshall (no typo)	Mississippi State	3
36 (TD)	Pass	Jeremy Johnson to Sammie Coates	Florida Atlantic	2
34	Pass	Nick Marshall to Tre Mason	Ole Miss (#24)	3
34	Pass	Nick Marshall to Sammie Coates	Washington State	3
34	Pass	Nick Marshall to Sammie Coates	Mississippi State	4
34	KOR	Tre Mason	at Tennessee	2
33	KOR	Quan Bray	Arkansas State	1
33	Rush	Cameron Artis-Payne	Florida Atlantic	2
32	Rush	Corey Grant	at Texas A&M (#7)	1
32	Rush	Ricardo Louis	at Texas A&M (#7)	1
32	Pass	Nick Marshall to Sammie Coates	at Texas A&M (#7)	4
32	Rush	Ricardo Louis	Georgia (#25)	3
31	Pass	Nick Marshall to Sammie Coates	at LSU (#6)	4
31	Rush	Johnathan Ford	Florida Atlantic	4
31	KOR	Tre Mason	Alabama (#1)	3
30	Rush	Ricardo Louis	Western Carolina	2
30	Rush	Chandler Shakespeare	Western Carolina	4
29	Pass	Nick Marshall to Tre Mason	Ole Miss (#24)	1
29	Rush	Tre Mason	Arkansas State	4
29	KOR	Quan Bray	Florida Atlantic	3
28	Rush	Nick Marshall	Ole Miss (#24)	1
28	PR	Quan Bray	Mississippi State	2
28	Rush	Nick Marshall	at Arkansas	4
27	Pass	Nick Marshall to Marcus Davis	at Texas A&M (#7)	4

PLAY BREAKDOWN

BY PLAY

Run	37
Pass	33
Kickoff Return	11
Punt Return	3
Interception Return	2
Missed Field Goal Return	1

BY GAME

Western Carolina	12
Florida Atlantic	11
vs. Missouri (#5) (SEC Champ. Game) ...	9
at Tennessee	9
at Texas A&M (#7)	8
Alabama (#1)	7
Georgia (#25)	6
Arkansas State	6
Ole Miss (#24)	5
Washington State	5
Mississippi State	5
at LSU (#6)	3
at Arkansas	3

BY QUARTER

1st	27
2nd	24
3rd	20
4th	18

RUSHING

Nick Marshall	11
Tre Mason	7
Corey Grant	7
Cameron Artis-Payne	5
Ricardo Louis	4
Johnathan Ford	2
Chandler Shakespeare	1
Jonathan Wallace	1

PASSING

Nick Marshall	24
Jeremy Johnson	6
Jonathan Wallace	1

2013 Plays of 20+ Yards

Yards	Type	Player(s)	Opponent	Qtr.
27	KOR	Quan Bray	Florida Atlantic	2
26	Rush	Nick Marshall	Ole Miss (#24)	2
25	Rush	Nick Marshall	Arkansas State	1
25	Rush	Cameron Artis-Payne	Western Carolina	3
25 (TD)	Rush	Cameron Artis-Payne	Western Carolina	3
25 (TD)	Pass	Nick Marshall to C.J. Uzomah	at Tennessee	1
25	Rush	Nick Marshall	at Tennessee	1
24	INT	Robenson Therezie	Washington State	1
24	KOR	Tre Mason	Arkansas State	1
24	Pass	Jeremy Johnson to Melvin Ray	Western Carolina	2
23	Rush	Nick Marshall	at Tennessee	2
23	KOR	Tre Mason	Georgia (#25)	2
23	Rush	Ricardo Louis	vs. Missouri (#5)	2
23	Pass	Nick Marshall to Trovon Reed	vs. Missouri (#5)	4
22	KOR	Tre Mason	Washington State	3
22 (TD)	Pass	Jeremy Johnson to Tony Stevens	Western Carolina	2
21	Pass	Nick Marshall to Ricardo Louis	at Texas A&M (#7)	1
21	Pass	Nick Marshall to Sammie Coates	Alabama (#1)	1
21 (TD)	Rush	Corey Grant	Georgia (#25)	1
21	KOR	Quan Bray	Alabama (#1)	4
21	KOR	Corey Grant	vs. Missouri (#5)	2
21	Rush	Cameron Artis-Payne	vs. Missouri (#5)	3
20	Pass	Jonathan Wallace to Jay Prosch	Arkansas State	4
20	Pass	Nick Marshall to C.J. Uzomah	Mississippi State	1
20 (TD)	Rush	Tre Mason	Western Carolina	1
20	Pass	Jeremy Johnson to Trovon Reed	Florida Atlantic	3
20	Rush	Jonathan Wallace	Florida Atlantic	4
20	Rush	Tre Mason	at Arkansas	1
20	Rush	Corey Grant	at Tennessee	2
20	Pass	Nick Marshall to Sammie Coates	Georgia (#25)	3

PLAY BREAKDOWN

RECEIVING

Sammie Coates.....	16
Ricardo Louis	4
Tre Mason	2
Jay Prosch.....	2
C.J. Uzomah.....	2
Trovon Reed	2
Marcus Davis.....	1
Quan Bray.....	1
Nick Marshall	1
Melvin Ray.....	1
Tony Stevens.....	1

KICKOFF RETURN

Tre Mason	5
Quan Bray.....	4
Corey Grant.....	3

PUNT RETURN

Chris Davis	2
Quan Bray.....	1

INTERCEPTION RETURN

Robenson Therezie	2
-------------------------	---

MISSED FIELD GOAL RETURN

Chris Davis	1
-------------------	---

MISCELLANEOUS STATISTICS

Average Time of Possession (by Quarter)

	1	2	3	4	Total
AUBURN.....	6:58	6:12	8:04	8:52	30:07
Opponents.....	8:02	8:48	6:55	6:07	29:52

Third Down Conversions (by Quarter)

	1	2	3	4	Total
AUBURN.....	21-40	14-38	20-40	22-51	77-169
Pct.	52.5%	36.8%	50.0%	43.1%	45.6%
Opponents.....	21-47	19-54	13-40	11-47	64-188
Pct.	44.7%	35.2%	32.5%	23.4%	34.0%

Third Down Conversions (by Yardage)

Yards to go	1-3	4-6	7-10	11+	Total
AUBURN.....	45 of 57	14 of 43	13 of 44	5 of 25	77 of 169
Pct.	78.9%	32.6%	29.5%	20.0%	45.6%
Opponents.....	27 of 46	16 of 39	18 of 63	3 of 40	64 of 188
Pct.	58.7%	41.0%	28.6%	7.5%	34.0%

Red Zone

AU Scores/Times in Red Zone: 51/57 (.895)
 AU TDs/Times in Red Zone: 42/57 (.737)
 Scores (51): 42 TD, 9 FG
 Non-Scores (6): 1 FGA, 0 INT, 1 Fumble, 4 Downs
 Opp. Scores/Times in Red Zone: 34/48 (.708)
 Opp. TDs/Times in Red Zone: 23/48 (.479)
 Scores (34): 23 TD, 11 FG
 Non-Scores (14): 3 FGA, 3 INT, 1 Fumble, 6 Downs, 1 Half

Turnovers

Takeaways — 18, Giveaways — 18
 Difference — Even
 Points Off TOs — AU 73, Opp. 41
 Points Off TOs/Game — AU 5.6, Opp. 3.2

Kickoffs

Kickoffs — 92 for 5913 yards (64.3 avg.)
 Parkey — 92 KO, 67 TB, 1 OB
 Touchbacks — 67
 Out of Bounds — 1
 Opp. Returns — 24 for 550 yards (22.9)
 On-side kicks — 1-for-2 (successful vs. #5 Missouri)

The Last Time

An Auburn Team

Had 35 First Downs ... vs. Western Carolina, 2002 (37)
Had 30 First Downs ... vs. #5 Missouri [SECCG], 2013 (30)
Had 545 yards rushing ... vs. #5 Missouri [SECCG], 2013 (545)
Had 400 yards rushing ... vs. #5 Missouri [SECCG], 2013 (545)
Had 300 yards rushing ... vs. #5 Missouri [SECCG], 2013 (545)
Had 300 yards rushing in back-to-back games ... at Tennessee (444) and vs. #25 Georgia, (323), 2013
Had 300 yards rushing in three-straight games ... vs. Western Carolina (511); at #7 Texas A&M (379); vs. FAU (422), 2013
Had 300 yards rushing in six consecutive games ... at Kentucky (311); vs. Arkansas (330); vs. LSU, (440); at Ole Miss (343); vs. Chattanooga (303); vs. Georgia (315), 2010
Had 300 yards rushing in six consecutive SEC games ... vs. South Carolina (334); at Kentucky (311); vs. Arkansas (330); vs. LSU, (440); at Ole Miss (343); vs. Georgia (315), 2010
Had 70 or more rushing attempts ... vs. #5 Missouri [SECCG], 2013 (74)
Had 60 or more rushing attempts ... vs. #5 Missouri [SECCG], 2013 (74)
Had 50 or more rushing attempts ... vs. #5 Missouri [SECCG], 2013 (74)
Had seven or more rushing TDs ... vs. #5 Missouri [SECCG], 2013 (7)
Had six or more rushing TDs ... vs. #5 Missouri [SECCG], 2013 (7)
Had five or more rushing TDs ... vs. #5 Missouri [SECCG], 2013 (7)
Had four or more rushing TDs ... vs. #5 Missouri [SECCG], 2013 (7)
Had four or more rushing TDs in consecutive games ... vs. Western Carolina (5), at #7 Texas A&M (4), vs. Florida Atlantic (4), at Arkansas (4), at Tennessee (5) & vs. #25 Georgia (4), 2013
Had four or more rushing TDs in three-straight games ... vs. Western Carolina (5), at #7 Texas A&M (4), vs. Florida Atlantic (4), at Arkansas (4), at Tennessee (5) & vs. #25 Georgia (4), 2013
Had four or more rushing TDs in four-straight games ... vs. Western Carolina (5), at #7 Texas A&M (4), vs. Florida Atlantic (4), at Arkansas (4), at Tennessee (5) & vs. #25 Georgia (4), 2013
Had four or more rushing TDs in five-straight games ... vs. Western Carolina (5), at #7 Texas A&M (4), vs. Florida Atlantic (4), at Arkansas (4), at Tennessee (5) & vs. #25 Georgia (4), 2013
Had four or more rushing TDs in six-straight games ... vs. Western Carolina (5), at #7 Texas A&M (4), vs. Florida Atlantic (4), at Arkansas (4), at Tennessee (5) & vs. #25 Georgia (4), 2013
Had three or more rushing TDs in seven-straight games ... vs. #24 Ole Miss (3), vs. Western Carolina (5), at #7 Texas A&M (4), vs. Florida Atlantic (4), at Arkansas (4), at Tennessee (5) & vs. #25 Georgia (4), 2013
Had 350 or more yards passing... vs. South Carolina [SECCG], 2010 (351)
Had 300 or more yards passing ... vs. Mississippi State, 2013 (339)
Had 50 or more pass attempts ... vs. Mississippi State, 1997 (54)
Had 30 or more pass completions ... vs. Arkansas, 1995 (34)
Had fewer than 10 pass attempts ... at Tennessee, 2013 (7)
Had fewer than 10 pass completions ... vs. #5 Missouri [SECCG], 2013 (9)
Had fewer than 5 pass completions ... at Tennessee, 2013 (3)
Had fewer than 10 pass attempts combined in consecutive games ... at Arkansas (9) & at Tennessee (7), 2013
Had fewer than 10 pass completions combined in consecutive games ... at Arkansas (8) & at Tennessee (3), 2013
Had five TDs passing ... vs. Ball State, 2009 (5)
Had four TDs passing ... vs. Western Carolina, 2013 (4)
Had three TDs passing ... vs. Western Carolina, 2013 (4)
Had 700 or more yards total offense ... vs. Western Carolina, 2013 (712)
Had 600 or more yards total offense ... vs. #5 Missouri [SECCG], 2013 (677)
Had 500 or more yards total offense ... vs. #25 Georgia, 2013 (566)
Had 500 or more yards total offense in consecutive games ... at #7 Texas A&M (615); & vs. FAU (628), 2013
Had 500 or more yards total offense in three-straight games ... vs. Western Carolina (712); at #7 Texas A&M (615); & vs. FAU (628), 2013
Had 1300 or more yards total offense combined in consecutive games ... vs. Western Carolina (712) & at #7 Texas A&M (615), 2013
Had 80 or more total plays ... vs. #5 Missouri [SECCG], 2013 (85)
Had 90 or more total plays... at South Carolina, 2011 (92)
Scored 70 or more points... vs. Louisiana-Monroe, 2003 (73)
Scored 60 or more points ... vs. Western Carolina, 2013 (62)
Scored 50 or more points ... vs. #5 Missouri [SECCG], 2013 (59)
Scored 40 or more points ... vs. #5 Missouri [SECCG], 2013 (59)
Scored 40 or more points in three consecutive games ... vs. Western Carolina (62); at No. 7 Texas A&M (45); vs. Florida Atlantic (45); at Arkansas (35); at Tennessee (55); vs. #25 Georgia (43), 2013
Scored 30 or more points in five consecutive games ... vs. Western Carolina (62); at No. 7 Texas A&M (45); vs. Florida Atlantic (45); at Arkansas (35); at

Tennessee (55), 2013
Scored 30 or more points in six consecutive games ... vs. Western Carolina (62); at No. 7 Texas A&M (45); vs. Florida Atlantic (45); at Arkansas (35); at Tennessee (55); vs. #25 Georgia (43), 2013
Scored 30 or more points in seven consecutive games ... vs. Western Carolina (62); at No. 7 Texas A&M (45); vs. Florida Atlantic (45); at Arkansas (35); at Tennessee (55); vs. #25 Georgia (43), vs. No. 1 Alabama (34), 2013
Scored 30 or more points in eight consecutive games ... vs. Western Carolina (62); at No. 7 Texas A&M (45); vs. Florida Atlantic (45); at Arkansas (35); at Tennessee (55); vs. #25 Georgia (43); vs. No. 1 Alabama (34); vs. #5 Missouri [SECCG], 2013
Had five or more fumbles ... vs. Southern Miss (5), 2008
Did not commit a turnover ... vs. #25 Georgia, 2013
Had 200-yard rusher and 100-yard receiver in a game ... vs. Syracuse, 2002 (Carnell Williams [202 rush] and Marcel Willis [113 receiving])
Had 150-yard rusher and 150-yard receiver in a game ... at Arkansas, 2001 (Carnell Williams [177 rush] and Tim Carter [156 receiving])
Had two 100-yard rushers and one 100-yard receiver in a game ... at #7 Texas A&M, 2013 (Tre Mason [178 rush], Nick Marshall [100 rush], Sammie Coates [104 rec])
Had 100-yard receiver and 100-yard rusher in a game ... at Arkansas, 2013 (Tre Mason [168 rush], Sammie Coates [102 rec])
Had two 100-yard rushers in back-to-back games ... Tre Mason (164) & Nick Marshall (126) vs. #1 Alabama & Tre Mason (304) & Nick Marshall (101) vs. #5 Missouri [SECCG], 2013
Had two 100-yard rushers in a game... vs. #5 Missouri [SECCG], 2013 (Tre Mason [304] and Nick Marshall [101])
Had a 300-yard rusher & 100-yard rusher in a game... vs. #5 Missouri [SECCG], 2013 (Tre Mason [304] and Nick Marshall [101])
Had a 200-yard rusher & 100-yard rusher in a game... vs. #5 Missouri [SECCG], 2013 (Tre Mason [304] and Nick Marshall [101])
Had two 150-yard rushers in a game... vs. Mississippi State, 2003 (Brandon Jacobs [182] and Carnell Williams [164])
Had three 100-yard rushers in a game ... vs. Maryland, 1983 (Tommie Agee [219], Lionel James [115] and Bo Jackson [105])
Had two 100-yard receivers in a game... vs. Tennessee-Chattanooga, 2010 (Terrell Zachery [148] and Darvin Adams [106])
Had a 60-yard run and a 60-yard pass in a game ... vs. Alabama, 2009 (Terrell Zachery 67 rush, Chris Todd to Darvin Adams 72 pass)
Had three players with 2 rushing TDs... vs. Louisiana-Monroe, 2003 (Carnell Williams [2], Brandon Jacobs [2], Tre Smith [2])
Had three players with 2 TDs... vs. Georgia, 2010 (Onterio McCalebb [3 rush], Cam Newton [2 rush], Philip Lutzenkirchen [2 rec.])
Had two players with seven or more catches in a game ... Courtney Taylor (7) & Silas Daniels vs. Alabama, 2003 (7)
Had quarterback throw a pass to himself in a game ... Nick Marshall vs. Mississippi State, 2013 (37 yards)
Had a player play on both offense and defense in same game ... Johnathan Ford vs. FAU, 2013 (4 rushes, 28 yds & 1 tackle, 1 PBU on defense)
Scored a touchdown on offense, defense and special teams... vs. Louisiana-Monroe, 2008 (2 offense [1 pass, 1 rush], 1 defense [fumble return], 1 special team [punt return])
Scored on the first offensive play ... vs. Alabama, 2003 (Carnell Williams, 80 yard run)
Scored 2 touchdowns in the final 32 seconds ... vs. #1 Alabama, 2013 (Sammie Coates 39 yd pass from Nick Marshall (:32), Chris Davis 100 yd missed field goal return (:00); other time at Georgia Tech, 1987 (records back to 1967)
Returned a kickoff and a punt for a TD in the same game ... at Tennessee, 2013 (kickoff: Corey Grant, 90 yards & punt: Chris Davis, 85 yards) [1st time in Auburn history]
Returned a punt for a TD ... at Tennessee, 2013 (Chris Davis) [85 yards]
Returned a kickoff for a TD ... at Tennessee, 2013 (Corey Grant) [90 yards]
Returned a missed FG for a TD...vs. Alabama, 2013 (Chris Davis) [100 yds]
Returned opening kickoff for a TD ... vs. Tennessee-Martin, 2008 (Tristan Davis) [95 yards]
Returned 2nd half opening kickoff for a TD ... at Tennessee, 2013 (Corey Grant) [90 yards]
Returned three Interceptions for TDs ... vs. LSU, 1994 (Ken Alvis, Fred Smith, Brian Robinson)
Returned two Interceptions for TDs ... vs. LSU, 1994 (Ken Alvis, Fred Smith, Brian Robinson)
Returned an Interception for a TD ... vs. #24 Ole Miss, 2013 (Robenson Therezie) [78]
Returned two fumbles for TDs ... vs. Vanderbilt, 2002 (Spencer Johnson, Karlos Dansby)

The Last Time

Returned a fumble for a TD ... vs. New Mexico State, 2012 (Daren Bates) [62]
Blocked a punt ... vs. Alabama, 2013 (Ryan Smith)
Blocked two punts ... vs. Virginia [Chick-fil-A] 2011 (Garrett Harper, Angelo Blackson)
Blocked three punts ... vs. Louisiana-Monroe, 2003 (3 - Justin Fetsko [2], Donnay Young)
Returned a blocked punt for a TD ... vs. Florida, 2006 (Tre Smith)
Blocked a field goal ... vs. Alabama, 2013 (Nosa Eguae)
Returned a blocked field goal for a TD ... vs. Kentucky, 2009 (Neiko Thorpe) [69]
Blocked two field goals in a game ... vs. ULM, 2012 (Angelo Blackson, Corey Lemonier)
Blocked a PAT attempt ... at South Carolina, 2010 (Corey Lemonier)
Blocked two PAT attempt ... vs. LSU, 1998 (Charles Dorsey, 2)
Had a PAT blocked ... at Tennessee, 2013 (Cody Parkey)
Missed a PAT ... at Tennessee, 2013 (Cody Parkey, blocked)
Missed a kicking PAT ... vs. Tennessee-Chattanooga, 2010 (Wes Byrum)
Made 90 straight kicking PATs ... Cody Parkey, 2011-13 (90)
Had a punt blocked ... at Mississippi State, 2009 (Clinton Durst)
Had a field goal blocked ... vs. #25 Georgia, 2013 (Cody Parkey)
Had a successful on-side kick ... vs. #5 Missouri [SECCG], 2013 (Cody Parkey)
Was held scoreless ... at Alabama, 2012 (0-49)
Was held scoreless at Jordan-Hare Stadium ... vs. Georgia, 2012 (0-38)
Held an opponent scoreless ... vs. Louisiana-Monroe, 2008 (34-0)
Held an opponent scoreless at Jordan-Hare Stadium ... vs. Louisiana-Monroe, 2008 (34-0)
Held an opponent to five or less first downs ... vs. Ball State, 2001 (5)
Held an opponent to 10 or less first downs ... vs. Florida Atlantic, 2013 (10)
Intercepted five or more passes ... vs. Northwestern [Outback], 2009 (5)
Intercepted four or more passes ... vs. Northwestern [Outback], 2009 (5)
Intercepted three or more passes ... vs. Washington State, 2013 (3)
Allowed an opponent 600 or more yards total offense and Auburn still won ... at #7 Texas A&M, 2013 (602)
Held an opponent to 300 or less yards total offense ... vs. Florida Atlantic, 2013 (247)
Held an opponent to 200 or less yards total offense ... vs. Western Carolina, 2013 (173)
Held an opponent to 150 or less yards total offense ... at Mississippi State, 2008 (116)
Held an opponent to 100 or less yards total offense ... vs. Ball State, 2001 (92)
Held an opponent to 100 or less yards rushing ... vs. Florida Atlantic, 2013 (97)
Held an opponent to 50 or less yards rushing ... vs. Alabama A&M, 2012 (22)
Held an opponent to negative yards rushing ... vs. Florida, 2001 (-36)
Held an opponent to 100 or less yards passing ... vs. Kentucky, 2009 (75)
Held an opponent without a touchdown ... vs. Western Carolina, 2013
Scored a safety... vs. Alabama A&M, 2012 (Team)
Scored on a fake field goal... vs. Vanderbilt, 2000 (Duval pass to Diamond)
Scored an offensive two-point conversion ... vs. Mississippi State, 2013 (Brandon Fulse pass from Ryan White)
Scored two or more offensive two-point conversions ... vs. Florida, 2002 [2]
Scored a defensive two-point conversion ... vs. Ole Miss, 2009 (Demond Washington)
Had 10 or more penalties ... vs. #5 Missouri [SECCG], 2013
Had 1 or fewer penalty ... at Tennessee, 2013 (1)
Had 100 or more penalty yards... at Arkansas, 2011 (105)
Had 5 or fewer penalty yards ... at Tennessee, 2013 (5)
Had 35 minutes time of possession... vs. Florida Atlantic, 2013 (35:35)
Was involved in a game that ended in a tie ... vs. Georgia, 1994 (23-23)
Was involved in an overtime game ... vs. Louisiana-Monroe, 2012 (31-28 win)
Won a game without scoring an offensive touchdown ... at Mississippi State, 2008 (3-2)
Won a game without a rushing touchdown ... vs. Mississippi State, 2013
Won a game in the last 25 seconds with a TD ... vs. #1 Alabama, 2013 (CB Chris Davis returns missed field goal 100 yards [109 yds] for a touchdown)

An Auburn Player

Rushed 40 times in a game ... Tre Mason (46) vs. #5 Missouri [SECCG], 2013
Rushed 35 times in a game ... Tre Mason (46) vs. #5 Missouri [SECCG], 2013
Rushed 30 times in a game ... Tre Mason (46) vs. #5 Missouri [SECCG], 2013
Rushed for 300 yards in a game ... Tre Mason (304) vs. #5 Missouri [SECCG], 2013
Rushed for 200 yards in a game ... Tre Mason (304) vs. #5 Missouri [SECCG], 2013
Rushed for 150 yards in a game ... Tre Mason (304) vs. #5 Missouri [SECCG], 2013
Rushed for 100 yards in a game ... Tre Mason (304) vs. #5 Missouri [SECCG], 2013
Quarterback rushed for 200 yards in a game ... Nick Marshall (214) at Tennessee, 2013
Quarterback rushed for 100 yards in a game ... Nick Marshall (101) v. #5 Missouri [SECCG], 2013
Quarterback rushed for 100 yards in back-to-back SEC games ... Nick Marshall vs. #24 Ole Miss (140) and at #7 Texas A&M (100), 2013
Quarterback rushed for 100 yards in 3 games during a season ... Nick Marshall vs. #24 Ole Miss (140), at #7 Texas A&M (100) & at Tennessee (214), 2013
Rushed for 100 yards in five consecutive games ... Tre Mason at Arkansas (168), at Tennessee (117), vs. #25 Georgia (115), vs. #1 Alabama (164), vs. #5 Missouri [SECCG] (304), 2013
Rushed for 100 yards in four consecutive games ... Tre Mason at Arkansas (168), at Tennessee (117), vs. #25 Georgia (115), vs. #1 Alabama (164), vs. #5 Missouri [SECCG] (304), 2013
Rushed for 100 yards in three consecutive games ... Tre Mason at Arkansas (168), at Tennessee (117), vs. #25 Georgia (115), vs. #1 Alabama (164), vs. #5 Missouri [SECCG] (304), 2013
Rushed for 100 yards in consecutive games ... Tre Mason at Arkansas (168), at Tennessee (117), vs. #25 Georgia (115), vs. #1 Alabama (164), vs. #5 Missouri [SECCG] (304), 2013
Rushed for 100 yards in 3 consecutive games vs. ranked opponents ... Tre Mason vs. #25 Georgia (115), vs. #1 Alabama (164), vs. #5 Missouri [SECCG] (304), 2013
Rushed for 100 yards in consecutive games vs. ranked opponents ... Tre Mason vs. #25 Georgia (115), vs. #1 Alabama (164), vs. #5 Missouri [SECCG] (304), 2013
Rushed for 150 yards in three consecutive games ... Cam Newton at Kentucky (198), vs. Arkansas (188), vs. LSU (217), 2010
Rushed for 150 yards in consecutive games ... Michael Dyer vs. Mississippi State (150), at Clemson (151), 2011
Rushed for 4 or more TDs in a game ... Tre Mason vs. #5 Missouri [SECCG], 2013 (4)
Rushed for 3 or more TDs in a game ... Tre Mason vs. #5 Missouri [SECCG], 2013 (4)
Rushed for 2 or more TDs in a game ... Tre Mason vs. #5 Missouri [SECCG], 2013 (4)
2 Players Rushed for 2 or more TDs in a game ... Tre Mason (3) & Nick Marshall (2) at Tennessee, 2013
Rushed for 3 TDs or more in consecutive games ... Tre Mason at Arkansas (4) & at Tennessee (3), 2013
QB Rushed for 2 or more TDs in a game ... Nick Marshall vs. #25 Georgia, 2013 (2)
QB Rushed for 2 or more TDs in back-to-back SEC games ... Nick Marshall at Tennessee (2) and vs. #25 Georgia (2), 2013
Rushed for 2 or more TDs in four consecutive games ... Carnell Williams vs. Western Carolina (2), vs. Vanderbilt (2), at Mississippi State (2), vs. Syracuse (2), 2002
Rushed for 2 or more TDs in three consecutive games ... Michael Dyer vs. Utah State (2), vs. Mississippi State (2), at Clemson (2), 2011
Rushed for a TD in 10 consecutive games ... Tre Mason at #6 LSU (2); vs. #24 Ole Miss (1); vs. WCU (2); at #7 Texas A&M (1); vs. Florida Atlantic (1); at Arkansas (4); at Tennessee (3); vs. #25 Georgia (1); vs. #1 Alabama (1); vs. #5 Missouri [SECCG], 2013
Rushed for a combined 9 TDs in 3 straight games ... Cam Newton at Kentucky (4), vs. #12 Arkansas (3) and vs. #6 LSU (2), 2013
Rushed for a combined 8 TDs in 3 straight games ... Tre Mason at Arkansas (4), at Tennessee (3) and vs. #25 Georgia (1), 2013
Passed for 400 yards in a game ... Ben Leard at Georgia, 1999 (416)
Passed for 300 yards in a game ... Nick Marshall vs. Mississippi State, 2013 (339)
Attempted 50 passes in a game ... Dameyune Craig vs. Mississippi State, 1997 (54)
Attempted 40 passes in a game ... Kodi Burns at Ole Miss, 2008 (43)
Threw five TDs in a game ... Chris Todd vs. Ball State, 2009 (5)
Threw four TDs in a game ... Jeremy Johnson vs. Western Carolina, 2013 (4)
Threw three TDs in a game ... Jeremy Johnson vs. Western Carolina, 2013 (4)
Threw four TDs or more in consecutive games ... Chris Todd vs. West Virginia (4), vs. Ball State (5), 2009
Threw two TDs or more in five consecutive games ... Cam Newton at Ole Miss (2), vs. Chattanooga (4), vs. Georgia (2), at Alabama (3), vs. South Carolina (4), 2010
Threw a TD pass on Auburn's 1st pass of an SEC Championship Game ... Nick Marshall vs. #5 Missouri (38-yard TD pass to Sammie Coates in 1st qtr.), 2013
Had 400 yards total offense in a game ... Cam Newton South Carolina [SECCG], 2010 (408)
Had 300 yards total offense in a game ... Nick Marshall vs. #25 Georgia, 2013 (318)
Accounted for four or more TDs in a game ... Tre Mason vs. #5 Missouri [SECCG], 2013 (4 rush)

The Last Time

Freshman Accounted for four or more TDs in a game ... Jeremy Johnson vs. Western Carolina, 2013 (4)
2 Players Accounted for three or more TDs in a game ... Tre Mason (3 rush) & Nick Marshall (2 rush, 1 pass) at Tennessee, 2013
Accounted for 3 or more TDs in a game ... Nick Marshall (2 rush, 1 pass) vs. #25 Georgia, 2013
Accounted for three or more TDs in four consecutive games ... Cam Newton vs. Chattanooga (5), vs. Georgia (4), at Alabama (4), vs. South Carolina (6), 2010
Accounted for three or more TDs in consecutive games ... Nick Marshall at Tennessee (3) and vs. #25 Georgia (3), 2013
Caught 15 passes in a game... Willie Goshu vs. Arkansas, 1995 (17)
Caught 10 or more passes in a game... Darvin Adams vs. Northwestern [Outback], 2009 (12)
Caught seven or more passes in a game... Emory Blake vs. Arkansas, 2012 (10)
Had 200 or more yards receiving in a game... Darvin Adams vs. South Carolina [SECCG], 2010 (217)
Had 150 or more yards receiving in a game... Darvin Adams vs. South Carolina [SECCG], 2010 (217)
Had 100 yards receiving in three consecutive games... Sammie Coates at No. 7 Texas A&M (104), vs. Florida Atlantic, 2013 & at Arkansas (102), 2013
Had 100 yards receiving in consecutive games... Sammie Coates at No. 7 Texas A&M (104) & vs. Florida Atlantic, 2013 (113)
Had 100 or more yards receiving in a game... Ricardo Louis vs. #25 Georgia, 2013 (131)
Caught four or more TD passes in a game ... Alexander Wright vs. Pacific, 1989 (4)
Caught three or more TD passes in a game ... Darvin Adams vs. Furman, 2009 (3)
Caught two or more TD passes in a game ... Sammie Coates vs. FAU, 2013 (2)
Caught a TD pass in consecutive games ... Sammie Coates at #7 Texas A&M & vs. Florida Atlantic, 2013
Caught a TD pass in three consecutive games ... Sammie Coates at #7 Texas A&M, vs. Florida Atlantic & at Arkansas, 2013
Caught a TD pass in four consecutive games ... Emory Blake vs. Florida Atlantic, vs. Utah State, vs. Mississippi State, at Clemson, 2011
Caught a TD pass in five consecutive games ... Emory Blake vs. Oregon [BCSNCG], vs. Utah State, vs. Mississippi State, at Clemson, vs. Florida Atlantic, 2010/11
Caught a TD pass in six consecutive games ... Emory Blake vs. South Carolina [SECCG], vs. Oregon [BCSNCG], vs. Utah State, vs. Mississippi State, at Clemson, vs. Florida Atlantic, 2010/11
Caught a TD pass in seven consecutive games ... Emory Blake at Alabama; vs. South Carolina [SECCG], vs. Oregon [BCSNCG], vs. Utah State, vs. Mississippi State, at Clemson, vs. Florida Atlantic, 2010/11
Caught a TD pass on his first career catch ... Marcus Davis vs. Arkansas State, 2013 (18)
Quarterback caught a TD pass ... Kiehl Frazier from Quan Bray vs. Louisiana-Monroe, 2012
Quarterback threw a pass to himself ... Nick Marshall vs. Mississippi State, 2013 (37 yards)
Running back caught two or more TD passes in a game ... Mario Fannin vs. Arkansas St., 2010 (2)
Running back caught a TD pass in consecutive games ... Mario Fannin vs. West Virginia, Ball State, 2009
Tight end caught two or more TD passes in a game ... Philip Lutzenkirchen vs. Ole Miss, 2011 (2)
Tight end caught a TD pass in consecutive games ... Philip Lutzenkirchen at Georgia, vs. Samford, 2011
Tight end caught a TD pass in three consecutive games ... Philip Lutzenkirchen vs. Ole Miss, at Georgia, vs. Samford, 2011
Scored 15 or more points kicking ... Wes Byrum at Ole Miss, 2010 (15)
Scored 13 or more points kicking ... Cody Parkey vs. #25 Georgia, 2013 (13)
Kicked five or more field goals in a game ... Jaret Holmes vs. UAB, 1996 (5)
Kicked four or more field goals in a game ... Cody Parkey vs. Clemson, 2012 (4)
Had 150 kickoff return yards in a game ... Tre Mason vs. Utah State, 2011 (176)
Had 100 punt return yards in a game ... Chris Davis at Tennessee, 2013 (127)
Scored four or more TDs ... Tre Mason vs. #5 Missouri [SECCG], 2013 (4 rush)
Scored three or more TDs ... Tre Mason at Tennessee, 2013 (3 rush)
Scored a rushing and receiving TD in a game ... Onterio McCalebb vs. Virginia [Chick-fil-A], 2012
Had an 80-yard run ... Tre Mason vs. Alabama A&M, 2012 (86)
Had a 70-yard run ... Corey Grant vs. Washington State, 2013 (75)
Had a 60-yard run ... Nick Marshall at Tennessee, 2013 (62)
Completed an 80-yard pass ... Nick Marshall to Sammie Coates at Arkansas, 2013 (88)
Completed a 70-yard pass ... Nick Marshall to Ricardo Louis vs. #25 Georgia, 2013 (73)
Completed a 60-yard pass ... Nick Marshall to Ricardo Louis vs. #25 Georgia, 2013 (73)
Kicked a field goal of 50 or more yards... Cody Parkey vs. #5 Missouri [SECCG], 2013 (52)
Kicked a field goal of 50 or more yards in consecutive games ... John Vaughn, 2006; at Mississippi State (55), vs. Washington State (52)
Kicked two field goals of 50+ yards in a game ... Win Lyle vs. Tennessee, 1987 (55, 52)
Had a 70-yard punt ... Kody Bliss vs. Tulane, 2006 (71)
Had a 60-yard punt ... Ryan Shoemaker vs. New Mexico State, 2007 (67)

Had two punts of 50+ yards in a game ... Steven Clark at Ole Miss, 2012 (53, 52)
Had four or more punts inside the 20 in a game ... Steven Clark at Arkansas, 2011 (6)
Blocked a field goal in a game... Nosa Eguae vs. Alabama, 2013
Blocked two field goals in a game... Alton Moore at Georgia, 2001
Blocked a PAT attempt ... Corey Lemonier at South Carolina, 2011
Blocked two PAT attempts ... Charles Dorsey vs. LSU, 1998 (2)
Made 90 straight PAT attempts ... Cody Parkey, 2011-2013 (90)
Blocked a punt in a game... Ryan Smith vs. Alabama, 2013
Blocked two punts in a game... Justin Fetsko vs. Louisiana-Monroe, 2003 (2)
Had 15 or more tackles in a game... Daren Bates at Ole Miss, 2012 (16)
Intercepted three or more passes in a game... Junior Rosegreen at Tennessee, 2004 (4)
Intercepted two or more passes in a game... Robenson Therezie vs. Washington State, 2013 (2)
Intercepted a pass in consecutive games... Jerraud Powers, 2007; at Georgia; vs. Alabama, 2007
Intercepted a pass in three consecutive games... Jerraud Powers, 2007; vs. Tennessee Tech, at Georgia; vs. Alabama
Recovered two fumbles in a game... Eltoro Freeman at Georgia, 2011 (2)
Forced two fumbles in a game... Corey Lemonier at Georgia, 2011 (2)
Forced and recovered a fumble... Cassanova McKinzy at Vanderbilt, 2012
Intercepted a pass and had a fumble recovery in a game ... Nick Fairley at Mississippi State, 2010
Had a player play on both offense and defense in the same game ... Johnathan Ford vs. Florida Atlantic, 2013 (4 rushes, 28 yds & 1 tackle, 1 PBU on defense)

An Auburn Opponent

Scored 50 or more points ... Texas A&M, 2012 (63)
Scored 40 or more points ... vs. #5 Missouri [SECCG], 2013 (42)
Had 350 or more yards rushing ... Texas A&M, 2012 (352)
Had 300 or more yards rushing ... Texas A&M, 2012 (352)
Had 250 or more yards rushing ... Alabama, 2012 (267)
Had 50 or more rushing attempts ... Clemson, 2012 (52)
Had five or more rushing TDs ... Texas A&M, 2012 (6)
Had 500 yards passing ... Northwestern [Outback], 2009 (532)
Had 400 yards passing ... #25 Georgia, 2013 (415)
Had 350 yards passing ... #25 Georgia, 2013 (415)
Had 300 yards passing ... vs. #5 Missouri [SECCG], 2013 (303)
Had 60 or more pass attempts ... Washington State, 2013 (65)
Had 50 or more pass attempts ... #24 Ole Miss, 2013 (50)
Had 40 or more pass attempts ... #25 Georgia, 2013 (49)
Had 30 or more pass completions ... #25 Georgia, 2013 (33)
Had 25 or more pass completions ... #25 Georgia, 2013 (33)
Had four or more TDs passing ... at #7 Texas A&M, 2013 (4)
Had three or more TDs passing ... vs. #5 Missouri [SECCG], 2013 (3)
Had five passes intercepted ... Northwestern [Outback], 2009 (5)
Had four passes intercepted ... Northwestern [Outback], 2009 (5)
Had 600 yards total offense ... at #7 Texas A&M, 2013 (602)
Had 500 yards total offense ... vs. #5 Missouri [SECCG], 2013 (534)
Had 400 yards total offense ... vs. #5 Missouri [SECCG], 2013 (534)
Had five or more fumbles ... South Carolina, 2005 (5)
Lost four or more fumbles ... Mississippi State, 2002 (4)
Had four or more turnovers ... Louisiana-Monroe, 2010 (3 fum/1 int)
Returned a punt for a TD ... LSU, 2005 (Skyler Green, 66)
Returned a kickoff for a TD ... Chattanooga, 2010 (Brian Sutherland, 98)
Returned an interception for a TD ... Alabama, 2011 (DeMarcus Milliner, 35)
Returned a fumble for a TD ... vs. #5 Missouri [SECCG], 2013 (E.J. Gaines, 11)
Returned a blocked punt for a TD ... Mississippi State, 2009 (Robert Elliott, 10)
Blocked an Auburn punt ... Mississippi State, 2009
Blocked an Auburn field goal ... #25 Georgia, 2013 (Leonard Floyd)
Blocked an Auburn PAT ... at Tennessee, 2013 (Daniel McCullers)
Had a successful on-side kick ... Ole Miss, 2010 (Andrew Ritter/Fon Ingram)
Held Auburn to 300 yards total offense ... Alabama, 2012 (163)
Held Auburn to 200 yards total offense ... Alabama, 2012 (163)
Held Auburn to 150 yards total offense ... Alabama, 2011 (140)
Held Auburn below 100 yards rushing ... Alabama, 2013 (92)
Held Auburn below 50 yards rushing ... Arkansas, 2012 (40)
Held Auburn to negative yards rushing ... Tennessee, 1997 (-15)
Held Auburn below 100 yds. passing ... vs. #1 Alabama, 2013 (97) (11-of-16 att.)
Held Auburn to 10 or fewer first downs ... Alabama, 2012 (7)
Had 10 or more penalties ... Mississippi State, 2011 (10)
Had 100 or more yards in penalties ... Arkansas, 2007 (100)
Had two 100-yard rushers in a game ... Georgia, 2012 (Todd Gurley, 116; Keith Marshall, 105)
Had two 100-yard receivers in a game ... Northwestern [Outback], 2009 (Andrew

The Last Time

Brewer, 133; Drake Dunsmore, 120)
Had a 200-yard receiver in a game ... at #7 Texas A&M, 2013 (Mike Evans, 11 receptions for 287 yards, 4 TDs)
Had a 100-yard rusher and a 100-yard receiver ... vs. #5 Missouri [SECCG], 2013 (Henry Josey, 123 rush; Dorial Green-Beckham, 144 rec.)
Had a 100-yard rusher and two 100-yard receivers ... Tulane, 2006 (Matt Forte, 117 rush; Preston Brown, 139 rec.; Damarcus Davis, 126 rec.)
Did Not Have a Turnover ... Alabama, 2013
Scored a safety ... LSU, 2012
Scored a two-point conversion ... vs. #5 Missouri [SECCG], 2013 (James Franklin rush)
Had 40 minutes time of possession ... Georgia, 2011 (40:55)

An Opposing Player

Rushed for 200 yards in a game ... Andre Ellington, Clemson, 2012 (228)
Rushed for 150 yards in a game ... Jeremy Hill, at #6 LSU, 2013 (184)
Rushed for 100 yards in a game ... Henry Josey, #5 Missouri [SECCG], 2013 (123)
Passed for 500 yards in a game ... Mike Kafka, Northwestern [Outback], 2009 (532)
Passed for 400 yards in a game ... Aaron Murray, #25 Georgia, 2013 (415)
Passed for 350 yards in a game ... Aaron Murray, #25 Georgia, 2013 (415)
Passed for 300 yards in a game ... James Franklin, #5 Missouri [SECCG], 2013 (303)
Attempted 70 passes in a game ... Mike Kafka, Northwestern [Outback], 2009 (78)
Attempted 60 passes in a game ... Connor Halliday, Washington State, 2013 (65)
Attempted 50 passes in a game ... Connor Halliday, Washington State, 2013 (65)
Attempted 40 passes in a game ... Aaron Murray, #25 Georgia, 2013 (49)
Completed 40 passes in a game ... Mike Kafka, Northwestern [Outback], 2009 (47)
Completed 30 passes in a game ... Aaron Murray, #25 Georgia, 2013 (33)
Threw three or more TD passes in a game ... James Franklin, #5 Missouri [SECCG], 2013 (3)
Had 500 yards total offense ... Johnny Manziel, at #7 Texas A&M, 2013 (502)
Had 400 yards total offense ... Aaron Murray, #25 Georgia, 2013 (452)
Had 350 yards total offense ... James Franklin, #5 Missouri [SECCG], 2013 (365)
Accounted for 5 or more TDs ... Johnny Manziel, at #7 Texas A&M, 2013 (5)
Accounted for 5 or more TDs in back-to-back seasons ... Johnny Manziel, #22 Texas A&M, 2012 (5), and at #7 Texas A&M, 2013 (5)
Threw, Ran and Caught a TD in a game ... Bo Wallace, Ole Miss, 2012 (2 rush, 1 pass, 1 rec.)
Caught 10 or more passes ... Todd Gurley, #25 Georgia, 2013 (10)
Three or more players caught seven or more passes ... Sammy Watkins (10), DeAndre Hopkins (7), Dwayne Allen (7), Clemson, 2011
Had 200 yards receiving ... Mike Evans, at #7 Texas A&M, 2013 (287)
Had 100 yards receiving ... Dorial Green-Beckham, #5 Missouri [SECCG], 2013 (144)
Caught four or more TD passes ... Mike Evans, at #7 Texas A&M, 2013 (4)
Caught three or more TD passes ... Mike Evans, at #7 Texas A&M, 2013 (4)
Caught two or more TD passes ... Dorial Green-Beckham, #5 Missouri [SECCG], 2013 (2)
Scored four TDs ... James Franklin, at #5 Missouri [SECCG], 2013 (3 pass, 1 rush)
Scored three TDs ... James Franklin, at #5 Missouri [SECCG], 2013 (3 pass, 1 rush)
Had a 90-yard run ... Joe Adams, Arkansas, 2011 (92 [TD])
Had an 80-yard run ... Jeff Scott, Ole Miss, 2010 (83) [TD]
Had a 70-yard run ... Jeff Scott, Ole Miss, 2010 (83) [TD]
Had a 60-yard run ... Henry Josey, #5 Missouri [SECCG], 2013 (65)
Completed an 80-yard pass ... AJ McCarron to Amari Cooper, Alabama, 2013 (99)
Completed a 70-yard pass ... AJ McCarron to Amari Cooper, Alabama, 2013 (99)
Completed a 60-yard pass ... AJ McCarron to Amari Cooper, Alabama, 2013 (99)
Completed a 50-yard pass ... James Franklin to Dorial Green-Beckham, #5 Missouri [SECCG], 2013 (99)
Kicked a 50-yard field goal ... Steve Lindsey, Ole Miss, 1997 (52)
Had a 70-yard punt ... Blake McAdams, Mississippi State, 2007 (73)
Had a 60-yard punt ... Sean Kelly, Florida Atlantic, 2013 (63)
Made four or more FGs ... Chandler Catanzaro, Clemson, 2012 (4)
Made three or more FGs ... Andrew Ritter, #24 Ole Miss, 2013 (3)
Had an 80-yard kickoff return ... Korliss Marshall, at Arkansas, 2013 (87)

Both Teams

Had a player return an interception for a touchdown ... Mississippi State, 2011 [AU Demetruc McNeal 43 yds; MSU Johnathan Banks 27 yds]
Combined for 1,217 yards of total offense ... Auburn (615) at #7 Texas A&M (602), 2013 (1,217)
Combined for 1,200 yards of total offense ... Auburn (677) vs. #5 Missouri [SECCG] (534), 2013 (1,211)
Combined for 1,100 yards of total offense ... Auburn (677) vs. #5 Missouri [SECCG] (534), 2013 (1,211)
Combined for 1,000 yards of total offense ... Auburn (677) vs. #5 Missouri [SECCG] (534), 2013 (1,211)
Had both a 100-yard rusher and a 100-yard receiver ... at #6 LSU, 2013 [AU Tre Mason 132 rushing yds & Sammie Coates 139 receiving yds; LSU Jeremy Hill 184 rushing yds & Jarvis Landry 118 receiving yds]

Items in BOLD set during 2013 season



SOUTHEASTERN CONFERENCE

SEC Standings

Western Division

Team	SEC	Pct.	PF	PA	Over.	Pct.	PF	PA	Home	Away	Neu.	West	T25	T10	Streak
Auburn # ^	7-1	.875	287	224	12-1	.917	463	270	8-0	3-1	1-0	5-1	5-1	3-1	Won 9
Alabama ^	7-1	.875	305	117	11-1	.917	465	136	7-0	3-1	1-0	5-1	3-1	2-1	Lost 1
LSU	5-3	.625	258	199	9-3	.750	444	272	7-0	1-3	1-0	4-2	3-2	1-2	Won 2
Texas A&M	4-4	.500	307	292	8-4	.667	523	371	6-2	2-2	0-0	3-3	0-4	0-2	Lost 2
Mississippi State	3-5	.375	179	237	6-6	.500	316	292	5-2	1-3	0-1	2-4	0-5	0-2	Won 2
Ole Miss	3-5	.375	180	220	7-5	.583	365	291	5-2	2-3	0-0	2-4	1-3	1-3	Lost 2
Arkansas	0-8	.000	135	303	3-9	.250	248	369	3-4	0-5	0-0	0-6	0-6	0-3	Lost 9

Eastern Division

Team	SEC	Pct.	PF	PA	Over.	Pct.	PF	PA	Home	Away	Neu.	West	T25	T10	Streak
Missouri *	7-1	.875	283	149	11-2	.917	465	233	6-1	5-0	0-1	6-1	4-2	1-1	Lost 1
South Carolina	6-2	.750	253	178	10-2	.833	409	240	7-0	3-2	0-0	4-2	2-1	2-0	Won 5
Georgia	5-3	.625	292	254	8-4	.667	458	353	5-1	2-3	1-0	4-2	2-3	2-2	Won 2
Vanderbilt	4-4	.500	213	241	8-4	.667	350	296	5-2	3-2	0-0	4-2	1-2	0-0	Won 4
Florida	3-5	.375	159	163	4-8	.333	226	253	3-3	1-4	0-1	2-4	0-5	0-2	Lost 7
Tennessee	2-6	.250	144	245	5-7	.417	286	348	4-3	1-4	0-0	2-4	1-6	1-5	Won 1
Kentucky	0-8	.000	118	291	2-10	.167	246	374	2-5	0-4	0-1	0-6	0-5	0-3	Lost 4

NOTES: vs. Top 25 - Record vs. teams in Top 25 (AP, USA Today, Harris, BCS) when game was played; Teams listed in alphabetical order unless tie-breaker applicable; (#) - SEC Champion / (*) - Eastern Division Champions / (^) - Western Division Co-Champions

ALABAMA (11-1, 7-1)			OLE MISS (7-5, 3-5)			MISSOURI (11-2, 7-1)		
Aug. 31	vs. Virginia Tech [ESPN]	W, 35-10	Aug. 29	at Vanderbilt [ESPN]	W, 39-35	Aug. 31	MURRAY STATE [PPV]	W, 58-14
Sept. 14	at Texas A&M [CBS]	W, 49-42	Sept. 7	SE MISSOURI [PPV]	W, 31-13	Sept. 7	TOLEDO [ESPN]	W, 38-23
Sept. 21	COLORADO STATE [ESPN2]	W, 31-6	Sept. 14	at Texas [LHN]	W, 44-23	Sept. 21	at Indiana [BTN]	W, 45-28
Sept. 28	OLE MISS [ESPN]	W, 25-0	Sept. 28	at Alabama [ESPN]	L, 25-0	Sept. 28	ARKANSAS STATE [CSS]	W, 41-19
Oct. 5	GEORGIA STATE [SEC TV]	W, 45-3	Oct. 5	at Auburn [ESPN]	L, 30-22	Oct. 5	at Vanderbilt [CSS]	W, 51-28
Oct. 12	at Kentucky [ESPN2]	W, 48-7	Oct. 12	TEXAS A&M [ESPN]	L, 41-38	Oct. 12	at Georgia [ESPN]	W, 41-26
Oct. 19	ARKANSAS [ESPN]	W, 52-0	Oct. 19	LSU [ESPN2]	W, 27-24	Oct. 19	FLORIDA [SEC TV]	W, 36-17
Oct. 26	TENNESSEE [CBS]	W, 45-10	Oct. 26	IDAHO [CSS]	W, 59-14	Oct. 26	SOUTH CAROLINA [ESPN2]	L, 27-24 2OT
Nov. 9	LSU [CBS]	W, 38-17	Nov. 9	ARKANSAS [SEC TV]	W, 34-24	Nov. 2	TENNESSEE [ESPN]	W, 31-3
Nov. 16	at Mississippi State [ESPN]	W, 20-7	Nov. 16	TROY [ESPN]	W, 51-21	Nov. 9	at Kentucky [ESPN]	W, 48-17
Nov. 23	CHATTANOOGA [PPV]	W, 49-0	Nov. 23	MISSOURI [ESPN]	L, 24-10	Nov. 23	at Ole Miss [ESPN]	W, 24-10
Nov. 30	at Auburn [CBS]	L, 34-28	Nov. 28	at Mississippi State [ESPN]	L, 17-10 OT	Nov. 30	TEXAS A&M [ESPN]	W, 28-21
						Dec. 7	vs. Auburn [SEC]	L, 59-42
ARKANSAS (3-9, 0-8)			TEXAS A&M (8-4, 4-4)			SOUTH CAROLINA (10-2, 6-2)		
Aug. 31	LA-LAFAYETTE [FSN]	W, 34-14	Aug. 31	RICE [ESPN]	W, 52-31	Aug. 29	NORTH CAROLINA [ESPN]	W, 27-10
Sept. 7	SAMFORD [PPV]	W, 31-21	Sept. 7	SAM HOUSTON ST. [PPV]	W, 65-28	Sept. 7	at Georgia [ESPN]	L, 41-30
Sept. 14	SOUTHERN MISS [SEC TV]	W, 24-3	Sept. 14	ALABAMA [CBS]	L, 49-42	Sept. 14	VANDERBILT [ESPN]	W, 35-25
Sept. 21	at Rutgers [ESPN]	L, 28-24	Sept. 21	SMU [ESPN]	W, 42-13	Sept. 28	at UCF [ABC]	W, 28-25
Sept. 28	TEXAS A&M [ESPN2]	L, 45-33	Sept. 28	at Arkansas [ESPN2]	W, 45-33	Oct. 5	KENTUCKY [FSN]	W, 35-28
Oct. 5	at Florida [ESPN2]	L, 30-10	Oct. 12	at Ole Miss [ESPN]	W, 41-38	Oct. 12	at Arkansas [SEC TV]	W, 52-7
Oct. 12	SOUTH CAROLINA [SEC TV]	L, 52-7	Oct. 19	AUBURN [CBS]	L, 45-41	Oct. 19	at Tennessee [ESPN]	L, 23-21
Oct. 19	at Alabama [ESPN]	L, 52-0	Oct. 26	VANDERBILT [SEC TV]	W, 56-24	Oct. 26	at Missouri [ESPN2]	W, 27-24 2OT
Nov. 2	AUBURN [ESPN2]	L, 35-17	Nov. 2	UTEP [ESPN2]	W, 57-47	Nov. 2	MISSISSIPPI STATE [SEC TV]	W, 34-16
Nov. 9	at Ole Miss [SEC TV]	L, 34-24	Nov. 9	MISSISSIPPI STATE [CBS]	W, 51-7	Nov. 16	FLORIDA [ESPN2]	W, 19-14
Nov. 23	MISSISSIPPI STATE [SEC TV]	L, 24-17 OT	Nov. 23	at LSU [CBS]	L, 34-10	Nov. 23	COASTAL CAROLINA [PPV]	W, 70-10
Nov. 29	LSU [CBS]	L, 31-27	Nov. 30	at Missouri [ESPN]	L, 28-21	Nov. 30	CLEMSON [ESPN2]	W, 31-17
AUBURN (12-1, 7-1)			FLORIDA (4-8, 3-5)			TENNESSEE (5-7, 2-6)		
Aug. 31	WASHINGTON ST. [ESPN]	W, 31-24	Aug. 31	TOLEDO [SEC TV]	W, 24-6	Aug. 31	AUSTIN PEAY [PPV]	W, 45-0
Sept. 7	ARKANSAS ST. [FSN]	W, 38-9	Sept. 7	at Miami [ESPN]	L, 21-16	Sept. 7	WESTERN KY. [SEC TV]	W, 52-20
Sept. 14	MISSISSIPPI ST. [ESPN2]	W, 24-20	Sept. 21	TENNESSEE [CBS]	W, 31-17	Sept. 14	at Oregon [ABC]	L, 59-14
Sept. 21	at LSU [ESPN]	L, 35-21	Sept. 28	at Kentucky [ESPN]	W, 24-7	Sept. 21	at Florida [CBS]	L, 31-17
Oct. 5	OLE MISS [ESPN]	W, 30-22	Oct. 5	ARKANSAS [ESPN2]	W, 30-10	Sept. 28	SOUTH ALABAMA [SEC TV]	W, 31-24
Oct. 12	WESTERN CAROLINA [PPV]	W, 62-3	Oct. 12	at LSU [CBS]	L, 17-6	Oct. 5	GEORGIA [CBS]	L, 34-31 OT
Oct. 19	at Texas A&M [CBS]	W, 45-41	Oct. 19	at Missouri [SEC TV]	L, 36-17	Oct. 19	SOUTH CAROLINA [ESPN]	W, 23-21
Oct. 26	FLORIDA ATLANTIC [FSN]	W, 45-10	Nov. 2	vs. Georgia [CBS]	L, 23-20	Oct. 26	at Alabama [CBS]	L, 45-10
Nov. 2	at Arkansas [ESPN2]	W, 35-17	Nov. 9	VANDERBILT [FSN]	L, 34-17	Nov. 2	at Missouri [ESPN]	L, 31-3
Nov. 9	at Tennessee [ESPN]	W, 55-23	Nov. 16	at South Carolina [ESPN2]	L, 19-14	Nov. 9	AUBURN [ESPN]	L, 55-23
Nov. 16	GEORGIA [CBS]	W, 43-38	Nov. 23	GEORGIA SOUTHERN [PPV]	L, 26-20	Nov. 23	VANDERBILT [ESPN2]	L, 14-10
Nov. 30	ALABAMA [CBS]	W, 34-28	Nov. 30	FLORIDA STATE [ESPN]	L, 37-7	Nov. 30	at Kentucky [ESPN]	W, 27-14
Dec. 7	vs. Missouri [CBS]	W, 59-42						
LSU (9-3, 5-3)			GEORGIA (8-4, 5-3)			VANDERBILT (8-4, 4-4)		
Aug. 31	at TCU [ESPN]	W, 37-27	Aug. 31	at Clemson [ABC]	L, 38-35	Aug. 29	OLE MISS [ESPN]	L, 39-35
Sept. 7	UAB [ESPN]	W, 56-17	Sept. 7	SOUTH CAROLINA [ESPN]	W, 41-30	Sept. 7	AUSTIN PEAY [CSS]	W, 38-3
Sept. 14	KENT STATE [ESPN]	W, 45-13	Sept. 21	NORTH TEXAS [SEC TV]	W, 45-21	Sept. 14	at South Carolina [ESPN]	L, 35-25
Sept. 21	AUBURN [ESPN]	W, 35-21	Oct. 5	at Tennessee [CBS]	W, 34-31 OT	Sept. 21	at UMass [ESPN]	W, 24-7
Sept. 28	at Georgia [CBS]	L, 44-41	Oct. 12	MISSOURI [ESPN]	L, 41-26	Sept. 28	UAB [FSN]	W, 52-24
Oct. 5	at Mississippi State [ESPN]	W, 59-26	Oct. 19	at Vanderbilt [CBS]	L, 31-27	Oct. 5	MISSOURI [CSS]	L, 51-28
Oct. 12	FLORIDA [CBS]	W, 17-6	Nov. 2	vs. Florida [CBS]	W, 23-20	Oct. 19	GEORGIA [CBS]	W, 31-27
Oct. 19	at Ole Miss [ESPN2]	L, 27-24	Nov. 9	APPALACHIAN STATE [WSB]	W, 45-6	Oct. 26	at Texas A&M [SEC TV]	L, 56-24
Oct. 26	FURMAN [PPV]	W, 48-16	Nov. 16	at Auburn [CBS]	L, 43-38	Nov. 9	at Florida [FSN]	W, 34-17
Nov. 9	at Alabama [CBS]	L, 38-17	Nov. 23	KENTUCKY [ESPN]	W, 59-17	Nov. 16	KENTUCKY [SEC TV]	W, 22-6
Nov. 23	TEXAS A&M [CBS]	W, 34-10	Nov. 30	at Georgia Tech [ABC]	W, 41-34 2OT	Nov. 23	at Tennessee [ESPN2]	W, 14-10
Nov. 29	ARKANSAS [CBS]	W, 31-27				Nov. 30	WAKE FOREST [SEC TV]	W, 23-21
MISSISSIPPI STATE (6-6, 3-5)			KENTUCKY (2-10, 0-8)					
Aug. 31	vs. Oklahoma St. [ABC]	L, 21-3	Aug. 31	WKU [ESPN]	L, 35-26			
Sept. 7	ALCORN STATE [CSS]	W, 51-7	Sept. 7	MIAMI (OHIO) [FSN]	W, 41-7			
Sept. 14	at Auburn [ESPN2]	L, 24-20	Sept. 14	LOUISVILLE [ESPN]	L, 27-13			
Sept. 21	TROY [FSN]	W, 62-7	Sept. 28	FLORIDA [ESPN]	L, 24-7			
Oct. 5	LSU [ESPN]	L, 59-26	Oct. 5	at South Carolina [FSN]	L, 35-28			
Oct. 12	BOWLING GREEN [FSN]	W, 21-20	Oct. 12	ALABAMA [ESPN2]	L, 48-7			
Oct. 24	KENTUCKY [ESPN]	W, 28-22	Oct. 24	at Mississippi State [ESPN]	L, 28-22			
Nov. 2	at South Carolina [SEC TV]	L, 34-16	Nov. 2	ALABAMA STATE [CSS]	W, 48-14			
Nov. 9	at Texas A&M [CBS]	L, 51-41	Nov. 9	MISSOURI [ESPN]	L, 48-17			
Nov. 16	ALABAMA [ESPN]	L, 20-7	Nov. 16	at Vanderbilt [SEC TV]	L, 22-6			
Nov. 23	at Arkansas [SEC TV]	W, 24-17 OT	Nov. 23	at Georgia [ESPN]	L, 59-17			
Nov. 28	OLE MISS [ESPN]	W, 17-10 OT	Nov. 30	TENNESSEE [ESPN]	L, 27-14			

SEC Team Statistics

SCORING OFFENSE	G	TD	XP	2XP	DXP	FG	Saf	Pts	Avg
1. Texas A&M	12	71	66	0	0	9	2	523	43.6
2. Auburn	13	69	62	2	0	14	0	522	40.2
3. Missouri	13	66	61	1	0	16	0	507	39.0
4. Alabama	12	61	61	0	0	12	1	465	38.8
5. Georgia	12	57	56	0	0	20	0	458	38.2
6. LSU	12	58	57	0	0	13	0	444	37.0
7. South Carolina	12	52	50	1	0	15	0	409	34.1
8. Ole Miss	12	46	42	1	0	15	0	365	30.4
9. Vanderbilt	12	44	43	1	1	13	0	350	29.2
10. Mississippi State	12	42	35	1	0	9	0	316	26.3
11. Tennessee	12	35	34	0	0	14	0	286	23.8
12. Arkansas	12	30	29	0	0	13	0	248	20.7
13. Kentucky	12	30	28	0	0	12	1	246	20.5
14. Florida	12	27	24	1	0	12	1	226	18.8

RUSHING OFFENSE	G	Att	Yds	Avg	TD	Yds/G
1. Auburn	13	676	4364	6.5	46	335.7
2. Missouri	13	541	3074	5.7	32	236.5
3. Alabama	12	426	2544	6.0	26	212.0
4. Arkansas	12	474	2504	5.3	14	208.7
5. South Carolina	12	503	2463	4.9	26	205.2
6. LSU	12	472	2410	5.1	34	200.8
7. Tennessee	12	460	2261	4.9	18	188.4
8. Ole Miss	12	480	2249	4.7	20	187.4
9. Texas A&M	12	435	2247	5.2	31	187.2
10. Mississippi State	12	481	2230	4.6	26	185.8
11. Georgia	12	443	2113	4.8	26	176.1
12. Kentucky	12	431	1775	4.1	16	147.9
13. Florida	12	482	1749	3.6	14	145.8
14. Vanderbilt	12	452	1596	3.5	31	133.0

SCORING DEFENSE	G	TD	XP	2XP	DXP	FG	Saf	Pts	Avg
1. Alabama	12	17	16	0	0	6	0	136	11.3
2. South Carolina	12	29	26	2	0	12	0	240	20.0
3. Florida	12	27	25	0	0	22	0	253	21.1
4. Missouri	13	35	32	1	0	16	0	292	22.5
5. LSU	12	30	29	0	0	21	0	272	22.7
6. Auburn	13	37	34	1	0	18	0	312	24.0
7. Ole Miss	12	36	34	0	0	13	1	291	24.2
8. Mississippi State	12	35	34	1	0	14	2	292	24.3
9. Vanderbilt	12	37	34	2	0	12	0	296	24.7
10. Tennessee	12	46	45	0	0	9	0	348	29.0
11. Georgia	12	44	40	1	0	15	1	353	29.4
12. Arkansas	12	49	48	0	0	9	0	369	30.8
13. Texas A&M	12	49	45	1	0	10	0	371	30.9
14. Kentucky	12	49	46	1	1	10	0	374	31.2

RUSHING DEFENSE	G	Rushes	Yards	Avg.	TD	Yds/G
1. Alabama	12	386	1300	3.4	7	108.3
2. South Carolina	12	421	1707	4.1	16	142.2
3. Florida	12	393	1709	4.3	17	142.4
4. Vanderbilt	12	433	1776	4.1	18	148.0
5. Georgia	12	477	1782	3.7	24	148.5
6. LSU	12	437	1786	4.1	14	148.8
7. Mississippi State	12	413	1813	4.4	16	151.1
8. Missouri	13	474	1974	4.2	18	151.8
9. Ole Miss	12	465	1863	4.0	26	155.2
10. Auburn	13	464	2122	4.6	18	163.2
11. Arkansas	12	458	2141	4.7	21	178.4
12. Kentucky	12	483	2368	4.9	26	197.3
13. Tennessee	12	473	2488	5.3	25	207.3
14. Texas A&M	12	500	2656	5.3	20	221.3

PASS OFFENSE	G	Att	Cmp	Int	Pct.	Yds	Avg	TD	Yds/G
1. Texas A&M	12	451	309	13	68.5	4211	9.3	36	350.9
2. Georgia	12	420	272	11	64.8	3765	9.0	30	313.8
3. Ole Miss	12	454	287	12	63.2	3427	7.5	23	285.6
4. LSU	12	306	198	8	64.7	3181	10.4	23	265.1
5. Missouri	13	410	250	7	61.0	3334	8.1	30	256.5
6. South Carolina	12	357	216	4	60.5	2979	8.3	26	248.2
7. Mississippi State	12	399	235	12	58.9	2884	7.2	15	240.3
8. Alabama	12	335	225	5	67.2	2843	8.5	28	236.9
9. Vanderbilt	12	357	237	14	66.4	2804	7.9	13	233.7
10. Kentucky	12	343	204	6	59.5	2321	6.8	14	193.4
11. Florida	12	311	199	9	64.0	2051	6.6	11	170.9
12. Auburn	13	258	159	7	61.6	2205	8.5	18	169.6
13. Tennessee	12	344	191	17	55.5	1979	5.8	12	164.9
14. Arkansas	12	301	150	11	49.8	1782	5.9	15	148.5

TOTAL OFFENSE	G	Rush	Pass	Plays	Yards	Avg/P	TD	Yds/G
1. Texas A&M	12	2247	4211	886	6458	7.3	67	538.2
2. Auburn	13	4364	2205	934	6569	7.0	64	505.3
3. Missouri	13	3074	3334	951	6408	6.7	62	492.9
4. Georgia	12	2113	3765	863	5878	6.8	56	489.8
5. Ole Miss	12	2249	3427	934	5676	6.1	43	473.0
6. LSU	12	2410	3181	778	5591	7.2	57	465.9
7. South Carolina	12	2463	2979	860	5442	6.3	52	453.5
8. Alabama	12	2544	2843	761	5387	7.1	54	448.9
9. Mississippi State	12	2230	2884	880	5114	5.8	41	426.2
10. Vanderbilt	12	1596	2804	809	4400	5.4	44	366.7
11. Arkansas	12	2504	1782	775	4286	5.5	29	357.2
12. Tennessee	12	2261	1979	804	4240	5.3	30	353.3
13. Kentucky	12	1775	2321	774	4096	5.3	30	341.3
14. Florida	12	1749	2051	793	3800	4.8	25	316.7

PASS DEFENSE	G	Att	Cmp	Int	Pct.	Yds	Avg	TD	Yds/G
1. Alabama	12	311	165	10	53.1	1996	6.4	9	166.3
2. Florida	12	319	159	10	49.8	2062	6.5	9	171.8
3. LSU	12	368	210	9	57.1	2410	6.5	14	200.8
4. South Carolina	12	343	205	15	59.8	2433	7.1	13	202.8
5. Vanderbilt	12	400	251	16	62.7	2452	6.1	16	204.3
6. Tennessee	12	354	200	14	56.5	2533	7.2	18	211.1
7. Mississippi State	12	372	232	14	62.4	2583	6.9	18	215.2
8. Ole Miss	12	386	240	12	62.2	2655	6.9	9	221.2
9. Kentucky	12	336	221	3	65.8	2758	8.2	22	229.8
10. Georgia	12	366	215	6	58.7	2793	7.6	16	232.8
11. Arkansas	12	356	231	8	64.9	2820	7.9	25	235.0
12. Texas A&M	12	391	221	15	56.5	2868	7.3	28	239.0
13. Missouri	13	510	323	18	63.3	3328	6.5	16	256.0
14. Auburn	13	459	266	13	58.0	3383	7.4	17	260.2

TOTAL DEFENSE	G	Rush	Pass	Plys	Yards	Avg	TD	Yds/G
1. Alabama	12	1300	1996	697	3296	4.7	16	274.7
2. Florida	12	1709	2062	712	3771	5.3	26	314.2
3. South Carolina	12	1707	2433	764	4140	5.4	29	345.0
4. LSU	12	1786	2410	805	4196	5.2	28	349.7
5. Vanderbilt	12	1776	2452	833	4228	5.1	34	352.3
6. Mississippi State	12	1813	2583	785	4396	5.6	34	366.3
7. Ole Miss	12	1863	2655	851	4518	5.3	35	376.5
8. Georgia	12	1782	2793	843	4575	5.4	40	381.2
9. Missouri	13	1974	3328	984	5302	5.4	34	407.8
10. Arkansas	12	2141	2820	814	4961	6.1	46	413.4
11. Tennessee	12	2488	2533	827	5021	6.1	43	418.4
12. Auburn	13	2122	3383	923	5505	6.0	35	423.5
13. Kentucky	12	2368	2758	819	5126	6.3	48	427.2
14. Texas A&M	12	2656	2868	891	5524	6.2	48	460.3

KICKOFF RETURNS	G	Ret	Yds	TD	Avg
1. LSU	12	34	878	0	25.8
2. Florida	12	34	844	1	24.8
3. Alabama	12	26	632	1	24.3
4. Auburn	13	36	866	2	24.1
5. Tennessee	12	37	880	0	23.8
6. Missouri	13	26	602	0	23.2
7. Mississippi State	12	27	580	0	21.5
8. Kentucky	12	37	784	0	21.2
9. Arkansas	12	35	740	0	21.1
10. Texas A&M	12	45	937	0	20.8
11. South Carolina	12	32	655	0	20.5
12. Ole Miss	12	31	617	0	19.9
13. Vanderbilt	12	42	810	0	19.3
14. Georgia	12	22	372	0	16.9

PUNT RETURN AVG	G	Ret	Yds	TD	Avg
1. Alabama	12	27	395	3	14.6
2. Auburn	13	29	341	1	11.8
3. Florida	12	22	228	0	10.4
4. Tennessee	12	16	143	1	8.9
5. LSU	12	19	153	0	8.1
6. Ole Miss	12	13	99	2	7.6
7. Arkansas	12	9	67	0	7.4
8. Texas A&M	12	20	147	0	7.3
9. Kentucky	12	22	136	0	6.2
10. Missouri	13	22	122	0	5.5
11. South Carolina	12	22	83	0	3.8
12. Vanderbilt	12	19	70	0	3.7
13. Georgia	12	24	76	0	3.2
14. Mississippi State	12	20	54	0	2.7

SEC Team Statistics

PUNTING.....G	No.	Yards	Avg/P	PR	Avg	TBg	Net/P
1. Alabama.....	12	36	1701	47.2	52	1.4	6 42.5
2. Texas A&M.....	12	44	2085	47.4	156	3.5	7 40.7
3. Auburn.....	13	50	2126	42.5	35	0.7	4 40.2
4. Georgia.....	12	40	1657	41.4	43	1.1	2 39.3
5. Arkansas.....	12	53	2358	44.5	250	4.7	2 39.0
6. Tennessee.....	12	64	2801	43.8	218	3.4	6 38.5
7. Vanderbilt.....	12	53	2242	42.3	146	2.8	3 38.4
8. Ole Miss.....	12	46	2054	44.7	137	3.0	9 37.8
9. LSU.....	12	33	1296	39.3	10	0.3	2 37.8
10. Mississippi State.....	12	50	2022	40.4	78	1.6	5 36.9
11. Missouri.....	13	61	2503	41.0	154	2.5	5 36.9
12. Florida.....	12	51	2085	40.9	49	1.0	8 36.8
13. Kentucky.....	12	69	2807	40.7	155	2.2	6 36.7
14. South Carolina.....	12	44	1640	37.3	99	2.2	1 34.6

PASS EFFICIENCY..... G	Att	Cmp	Pct	Int	Yds	TD	Effic
1. LSU.....	12	306	198	64.7	8	3181	23 171.6
2. Texas A&M.....	12	451	309	68.5	13	4211	36 167.5
3. Alabama.....	12	335	225	67.2	5	2843	28 163.0
4. Georgia.....	12	420	272	64.8	11	3765	30 158.4
5. South Carolina.....	12	357	216	60.5	4	2979	26 152.4
6. Auburn.....	13	258	159	61.6	7	2205	18 151.0
7. Missouri.....	13	410	250	61.0	7	3334	30 150.0
8. Ole Miss.....	12	454	287	63.2	12	3427	23 138.1
9. Vanderbilt.....	12	357	237	66.4	14	2804	13 136.5
10. Kentucky.....	12	343	204	59.5	6	2321	14 126.3
11. Mississippi State.....	12	399	235	58.9	12	2884	15 126.0
12. Florida.....	12	311	199	64.0	9	2051	11 125.3
13. Arkansas.....	12	301	150	49.8	11	1782	15 108.7
14. Tennessee.....	12	344	191	55.5	17	1979	12 105.5

TURNOVER MARGIN.....G	Gained			Lost			Mar	Per/G
	Fum	Int	Tot	Fum	Int	Tot		
1. Missouri.....	13	11	18	29	6	7	13	+16 1.23
2. South Carolina.....	12	11	15	26	11	4	15	+11 0.92
3. Mississippi State.....	12	10	14	24	5	12	17	+7 0.58
Vanderbilt.....	12	11	16	27	6	14	20	+7 0.58
5. Alabama.....	12	8	10	18	7	5	12	+6 0.50
6. Tennessee.....	12	11	14	25	7	17	24	+1 0.08
7. Auburn.....	13	5	13	18	11	7	18	+0 0.00
Kentucky.....	12	12	3	15	9	6	15	+0 0.00
Ole Miss.....	12	8	12	20	8	12	20	+0 0.00
10. Texas A&M.....	12	5	15	20	8	13	21	-1 -0.08
11. Florida.....	12	8	10	18	11	9	20	-2 -0.17
LSU.....	12	7	9	16	10	8	18	-2 -0.17
13. Georgia.....	12	8	6	14	9	11	20	-6 -0.50
14. Arkansas.....	12	6	8	14	12	11	23	-9 -0.75

PASS DEF EFFICIENCY..... G	Att	Cmp	Int	Pct.	Yds	TD	Effic
1. Florida.....	12	319	159	10	49.8	2062	9 107.2
2. Alabama.....	12	311	165	10	53.1	1996	9 110.1
3. Vanderbilt.....	12	400	251	16	62.7	2452	16 119.4
4. LSU.....	12	368	210	9	57.1	2410	14 119.7
5. Ole Miss.....	12	386	240	12	62.2	2655	9 121.4
6. Missouri.....	13	510	323	18	63.3	3328	16 121.4
7. South Carolina.....	12	343	205	15	59.8	2433	13 123.1
8. Tennessee.....	12	354	200	14	56.5	2533	18 125.5
9. Auburn.....	13	459	266	13	58.0	3383	17 126.4
10. Mississippi State.....	12	372	232	14	62.4	2583	18 129.1
11. Georgia.....	12	366	215	6	58.7	2793	16 134.0
12. Texas A&M.....	12	391	221	15	56.5	2868	28 134.1
13. Arkansas.....	12	356	231	8	64.9	2820	25 150.1
14. Kentucky.....	12	336	221	3	65.8	2758	22 154.5

FIRST DOWNS.....G	Rush	Pass	Pen	Total
1. Texas A&M.....	12	126	184	16 326
2. Missouri.....	13	144	147	23 314
3. Auburn.....	13	215	80	14 309
4. Georgia.....	12	111	169	22 302
5. Ole Miss.....	12	125	146	18 289
6. Alabama.....	12	132	131	19 282
7. Mississippi State.....	12	130	133	15 278
8. LSU.....	12	112	141	19 272
9. South Carolina.....	12	126	133	12 271
10. Vanderbilt.....	12	99	116	16 231
11. Tennessee.....	12	118	83	23 224
12. Arkansas.....	12	121	90	11 222
13. Florida.....	12	104	94	15 213
14. Kentucky.....	12	100	93	19 212

3RD-DN CONVERSIONS.....G	Conv	Att	Pct
1. LSU.....	82	140	58.6
2. Texas A&M.....	77	152	50.7
3. Alabama.....	64	135	47.4
4. Ole Miss.....	83	181	45.9
5. Auburn.....	13	77	45.6
6. Missouri.....	13	79	44.9
7. South Carolina.....	12	75	43.9
8. Georgia.....	12	62	42.5
9. Arkansas.....	12	65	41.7
10. Florida.....	12	67	39.0
11. Mississippi State.....	12	61	37.2
12. Tennessee.....	12	57	35.8
13. Vanderbilt.....	12	58	35.2
14. Kentucky.....	12	51	30.9

OPPONENT 1ST DOWNS..... G	Rush	Pass	Pen	Total
1. Alabama.....	12	70	87	13 170
2. Florida.....	12	87	83	23 193
3. South Carolina.....	12	90	99	18 207
4. Mississippi State.....	12	91	120	14 225
5. LSU.....	12	100	118	17 235
6. Georgia.....	12	94	121	23 238
7. Vanderbilt.....	12	106	125	17 248
Ole Miss.....	12	110	123	15 248
9. Tennessee.....	12	129	112	14 255
10. Kentucky.....	12	122	117	17 256
11. Arkansas.....	12	127	127	12 266
12. Auburn.....	13	109	142	18 269
13. Missouri.....	13	110	144	17 271
14. Texas A&M.....	12	135	123	17 275

OPP 3RD-DN CONVERT..... G	Conv	Att	Pct
1. Alabama.....	12	54	161 33.5
2. Florida.....	12	51	150 34.0
3. Auburn.....	13	64	188 34.0
4. Mississippi State.....	12	59	166 35.5
5. South Carolina.....	12	57	155 36.8
6. Missouri.....	13	76	203 37.4
7. LSU.....	12	66	169 39.1
8. Texas A&M.....	12	66	168 39.3
9. Vanderbilt.....	12	67	168 39.9
10. Ole Miss.....	12	69	172 40.1
11. Georgia.....	12	73	180 40.6
12. Tennessee.....	12	71	167 42.5
13. Arkansas.....	12	66	152 43.4
14. Kentucky.....	12	71	159 44.7

SACKS BY..... G	Sacks	Yards
1. Missouri.....	13	38 217
2. Georgia.....	12	32 214
3. Arkansas.....	12	28 211
Auburn.....	13	28 201
5. LSU.....	12	24 170
South Carolina.....	12	24 186
Vanderbilt.....	12	24 177
8. Kentucky.....	12	23 158
9. Alabama.....	12	21 140
10. Texas A&M.....	12	20 78
11. Florida.....	12	19 123
Ole Miss.....	12	19 134
13. Tennessee.....	12	18 95
14. Mississippi State.....	12	16 125

SACKS AGAINST..... G	Sacks	Yards
1. Arkansas.....	12	8 75
2. Alabama.....	12	10 64
3. Tennessee.....	12	15 110
4. Auburn.....	13	16 106
5. Georgia.....	12	18 109
6. LSU.....	12	21 163
Texas A&M.....	12	21 152
Mississippi State.....	12	21 140
9. South Carolina.....	12	22 145
10. Ole Miss.....	12	25 169
Missouri.....	13	25 143
12. Florida.....	12	27 227
13. Vanderbilt.....	12	32 174
14. Kentucky.....	12	37 236

SEC Team Statistics

PENALTIES.....G	No	Yds	Avg/G
1. Tennessee.....12	55	455	37.9
2. Arkansas.....12	49	461	38.4
3. Missouri.....13	68	501	38.5
4. Alabama.....12	57	475	39.6
5. Mississippi State.....12	62	485	40.4
6. Auburn.....13	65	531	40.8
7. Vanderbilt.....12	61	508	42.3
8. South Carolina.....12	65	520	43.3
9. Ole Miss.....12	69	526	43.8
10. Georgia.....12	76	575	47.9
11. Kentucky.....12	69	593	49.4
12. Texas A&M.....12	77	650	54.2
13. LSU.....12	84	679	56.6
14. Florida.....12	89	711	59.2

FIELD GOALS.....G	Made	Att	Pct
1. LSU.....12	13	14	.929
2. Georgia.....12	20	22	.909
3. Kentucky.....12	12	14	.857
4. South Carolina.....12	15	18	.833
5. Tennessee.....12	14	17	.824
6. Texas A&M.....12	9	11	.818
7. Arkansas.....12	13	16	.812
8. Vanderbilt.....12	13	17	.765
9. Auburn.....13	14	19	.737
10. Ole Miss.....12	15	21	.714
11. Missouri.....13	16	23	.696
12. Alabama.....12	12	18	.667
13. Florida.....12	12	22	.545
14. Mississippi State.....12	9	20	.450

OPPONENT PENALTIES.....G	No	Yds	Avg/G
1. Tennessee.....12	75	648	54.0
2. Texas A&M.....12	82	645	53.8
3. Missouri.....13	93	668	51.4
4. Kentucky.....12	71	604	50.3
5. Vanderbilt.....12	75	579	48.2
6. Georgia.....12	77	574	47.8
7. Florida.....12	64	545	45.4
8. Mississippi State.....12	62	541	45.1
9. Ole Miss.....12	66	524	43.7
10. LSU.....12	67	520	43.3
11. Auburn.....13	72	540	41.5
12. Alabama.....12	60	465	38.8
13. South Carolina.....12	60	426	35.5
14. Arkansas.....12	55	421	35.1

PAT KICKING.....G	Made	Att	Pct
1. Alabama.....12	61	61	1.000
Georgia.....12	56	56	1.000
Vanderbilt.....12	43	43	1.000
Arkansas.....12	29	29	1.000
5. Auburn.....13	62	63	.984
6. LSU.....12	57	58	.983
7. South Carolina.....12	50	51	.980
8. Mississippi State.....12	35	36	.972
9. Tennessee.....12	34	35	.971
10. Florida.....12	24	25	.960
11. Ole Miss.....12	42	44	.955
12. Missouri.....13	61	64	.953
13. Texas A&M.....12	66	70	.943
14. Kentucky.....12	28	30	.933

4TH-DN CONVERSIONS.....G	Conv	Att	Pct
1. Vanderbilt.....12	21	27	77.8
2. South Carolina.....12	19	28	67.9
3. Missouri.....13	9	14	64.3
4. Georgia.....12	11	18	61.1
5. Kentucky.....12	17	28	60.7
6. Texas A&M.....12	10	17	58.8
7. Alabama.....12	7	12	58.3
8. Florida.....12	11	19	57.9
9. Auburn.....13	8	15	53.3
10. Ole Miss.....12	14	27	51.9
11. Arkansas.....12	7	15	46.7
12. Mississippi State.....12	13	28	46.4
13. Tennessee.....12	5	11	45.5
14. LSU.....12	3	9	33.3

TIME OF POSSESSION.....G	Total Time	Avg/G
1. Florida.....12	405:48	33:49
2. Mississippi State.....12	397:12	33:06
3. Alabama.....12	386:59	32:14
4. South Carolina.....12	385:38	32:08
5. Vanderbilt.....12	376:17	31:21
6. Arkansas.....12	365:17	30:26
7. Auburn.....13	391:33	30:07
8. Missouri.....13	387:38	29:49
9. LSU.....12	355:11	29:35
10. Ole Miss.....12	353:46	29:28
11. Georgia.....12	348:34	29:02
12. Tennessee.....12	345:49	28:49
13. Kentucky.....12	336:00	28:00
14. Texas A&M.....12	322:43	26:53

OPP 4TH-DN CONVERT.....G	Conv	Att	Pct
1. Alabama.....12	4	18	22.2
2. Auburn.....13	12	27	44.4
3. Florida.....12	8	17	47.1
4. LSU.....12	9	19	47.4
5. Mississippi State.....12	8	16	50.0
6. Texas A&M.....12	11	21	52.4
7. Missouri.....13	12	22	54.5
8. Ole Miss.....12	10	18	55.6
9. Vanderbilt.....12	13	22	59.1
10. Georgia.....12	14	22	63.6
11. Arkansas.....12	9	14	64.3
12. Kentucky.....12	11	16	68.8
13. South Carolina.....12	12	17	70.6
14. Tennessee.....12	9	12	75.0

KICKOFF COVERAGE G	No.	Yds	Avg	Retn	TB	NetAvg
1. Florida.....12	51	3100	60.8	525	18	41.7
2. Texas A&M.....12	88	5496	62.5	862	39	41.6
3. Vanderbilt.....12	66	4128	62.5	317	44	41.1
4. Ole Miss.....12	73	4673	64.0	560	45	40.9
5. Arkansas.....12	51	3226	63.3	291	34	40.9
6. Alabama.....12	84	5254	62.5	1299	21	40.8
7. South Carolina.....12	77	4795	62.3	783	35	40.7
8. Kentucky.....12	51	3041	59.6	792	8	40.2
9. Auburn.....13	92	5913	64.3	550	67	40.1
10. LSU.....12	82	5181	63.2	798	44	40.0
11. Missouri.....13	93	5925	63.7	822	57	39.5
12. Mississippi State.....12	62	3820	61.6	816	23	39.2
13. Georgia.....12	83	4978	60.0	1259	21	38.5
14. Tennessee.....12	60	3701	61.7	1017	19	36.8

RED ZONE OFFENSE ..G	RZ	%	TDs	R/P	FG-A	F/I/D/O
1. Auburn.....13	51-57	89.5	42	36/6	9-10	1/0/3/1
2. Vanderbilt.....12	46-52	88.5	35	29/6	11-12	3/1/0/1
3. Georgia.....12	59-67	88.1	45	24/21	14-15	1/2/1/3
4. Missouri.....13	52-60	86.7	42	25/17	10-14	0/0/2/2
5. South Carolina.....12	42-49	85.7	34	21/13	8-9	3/0/2/1
6. LSU.....12	45-54	83.3	35	24/11	10-11	2/1/3/2
7. Alabama.....12	41-50	82.0	34	19/15	7-10	3/0/2/1
8. Texas A&M.....12	56-70	80.0	50	29/21	6-8	1/6/3/2
Kentucky.....12	28-35	80.0	19	13/6	9-9	2/0/4/1
10. Arkansas.....12	30-38	78.9	23	11/12	7-8	1/1/4/1
11. Mississippi State.....12	37-47	78.7	29	21/8	8-15	1/0/2/0
12. Tennessee.....12	34-44	77.3	25	15/10	9-10	3/3/1/2
13. Ole Miss.....12	31-41	75.6	22	14/8	9-12	2/1/4/0
14. Florida.....12	30-43	69.8	19	13/6	11-16	1/2/4/1

RED ZONE DEFENSE ..G	RZ	%	TDs	R/P	FG-AT	F/I/D/O
1. Alabama.....12	14-22	63.6	11	5/6	3-4	1/1/5/0
2. Auburn.....13	34-48	70.8	23	16/7	11-14	1/3/6/1
3. Tennessee.....12	36-49	73.5	29	20/9	7-12	2/4/1/1
4. Kentucky.....12	42-52	80.8	34	18/16	8-11	2/1/2/2
5. Florida.....12	32-39	82.1	19	15/4	13-14	2/0/2/2
6. Arkansas.....12	37-45	82.2	29	14/15	8-12	3/0/1/0
7. South Carolina.....12	34-41	82.9	25	15/10	9-11	1/2/1/1
8. Missouri.....13	37-44	84.1	26	16/10	11-12	2/1/2/1
9. Mississippi State.....12	32-38	84.2	24	13/11	8-9	3/1/0/1
10. LSU.....12	33-39	84.6	19	11/8	14-15	0/1/4/0
11. Georgia.....12	39-46	84.8	27	20/7	12-15	2/0/2/0
Ole Miss.....12	39-46	84.8	30	24/6	9-11	2/2/1/0
13. Texas A&M.....12	37-43	86.0	32	17/15	5-6	1/2/2/0
14. Vanderbilt.....12	37-42	88.1	27	17/10	10-11	1/1/2/0

SEC Individual Statistics

RUSHING..... Team		CI	G	Att	Yds	Avg	TD	Long	Yds/G
1.	Tre Mason AU	JR	13	283	1621	5.7	22	53	124.7
2.	Jeremy Hill..... LS	SO	11	175	1185	6.8	14	69	107.7
3.	T.J. Yeldon..... UA	SO	11	190	1163	6.1	13	68	105.7
4.	Mike Davis..... SC	SO	11	194	1134	5.8	11	75	103.1
5.	Todd Gurley..... UG	SO	9	144	903	6.3	10	75	100.3
6.	Rajion Neal..... UT	SR	12	215	1124	5.2	12	60	93.7
7.	Alex Collins..... AR	FR	12	190	1026	5.4	4	55	85.5
8.	Nick Marshall AU	JR	12	156	1023	6.6	11	62	85.2
9.	Henry Josey..... MO	JR	13	162	1074	6.6	13	86	82.6
10.	Dak Prescott..... MS	SO	10	120	751	6.3	11	75	75.1
11.	Jonathan Williams..... AR	SO	12	150	900	6.0	4	75	75.0
12.	Kenyan Drake..... UA	SO	11	92	694	7.5	8	50	63.1
13.	Jeff Scott..... UM	SR	8	67	493	7.4	2	75	61.6
14.	Johnny Manziel..... AM	SO	12	133	686	5.2	8	49	57.2
15.	Jerron Seymour..... VU	SO	11	144	627	4.4	13	58	57.0

INTERCEPTIONS... Team		CI	G	Int	Yds	TD	Long	Int/G
1.	Cody Prewitt..... UM	JR	12	6	52	0	25	0.50
2.	Nickoe Whitley..... MS	SR	11	5	42	0	29	0.45
3.	Kenny Ladler..... VU	SR	12	5	61	0	32	0.42
4.	E.J. Gaines..... MO	SR	11	4	15	0	15	0.36
5.	Brian Randolph..... UT	SO	12	4	79	0	41	0.33
6.	Robenson Therzie AU	JR	13	4	99	1	78	0.31
7.	Jamerson Love..... MS	JR	10	3	78	1	70	0.30
8.	Taveze Calhoun..... MS	SO	11	3	101	0	53	0.27
9.	Howard Matthews..... AM	JR	12	3	58	1	26	0.25
	Vernon Hargreaves..... UF	FR	12	3	39	0	24	0.25
	T.J. Holloman..... SC	FR	12	3	36	0	14	0.25
	Jimmy Legree..... SC	SR	12	3	29	0	21	0.25
	Victor Hampton..... SC	JR	12	3	26	0	21	0.25
	Paris Head..... VU	FR	12	3	9	0	8	0.25
	Jalen Mills..... LS	SO	12	3	-6	0	0	0.25

PASSING AVG/GAME.. Tm		CI	G	Att	Cmp	Int	Pct.	Yds	TD	Avg/G
1.	Johnny Manziel..... AM	SO	12	391	270	13	69.1	3732	33	311.0
2.	Aaron Murray..... UG	SR	11	347	225	9	64.8	3075	26	279.5
3.	Bo Wallace..... UM	JR	12	405	261	9	64.4	3090	17	257.5
4.	Zach Mettenberger..... LS	SR	12	296	192	8	64.9	3082	22	256.8
5.	A. Carta-Samuels..... VU	SR	10	281	193	9	68.7	2268	11	226.8
6.	James Franklin..... MO	SR	10	279	183	5	65.6	2255	19	225.5
7.	AJ McCarron..... UA	SR	12	306	207	5	67.6	2676	26	223.0
8.	Connor Shaw..... SC	SR	12	259	158	1	61.0	2135	21	177.9
9.	Dak Prescott..... MS	SO	10	239	139	7	58.2	1657	7	165.7
10.	Justin Worley..... UT	JR	8	196	109	8	55.6	1239	10	154.9
11.	Nick Marshall AU	JR	12	212	128	5	60.4	1759	12	146.6
12.	Maxwell Smith..... UK	SO	9	183	105	1	57.4	1276	9	141.8
13.	Brandon Allen..... AR	SO	11	258	128	10	49.6	1552	13	141.1
14.	Tyler Murphy..... UF	JR	9	185	112	5	60.5	1216	6	135.1
15.	Dylan Thompson..... SC	JR	9	89	52	3	58.4	783	4	87.0

PASS EFFICIENCY... Team		CI	G	Att	Cmp	Int	Pct.	Yds	TD	Eff.
1.	Zach Mettenberger..... LS	SR	12	296	192	8	64.9	3082	22	171.4
2.	Johnny Manziel..... AM	SO	12	391	270	13	69.1	3732	33	170.4
3.	AJ McCarron..... UA	SR	12	306	207	5	67.6	2676	26	165.9
4.	Aaron Murray..... UG	SR	11	347	225	9	64.8	3075	26	158.8
5.	Connor Shaw..... SC	SR	12	259	158	1	61.0	2135	21	156.2
6.	James Franklin..... MO	SR	10	279	183	5	65.6	2255	19	152.4
7.	Nick Marshall AU	JR	12	212	128	5	60.4	1759	12	144.0
8.	A. Carta-Samuels..... VU	SR	10	281	193	9	68.7	2268	11	143.0
9.	Maty Mauk..... MO	FR	12	129	66	2	51.2	1039	10	141.3
10.	Dylan Thompson..... SC	JR	9	89	52	3	58.4	783	4	140.4
11.	Bo Wallace..... UM	JR	12	405	261	9	64.4	3090	17	137.9
12.	Maxwell Smith..... UK	SO	9	183	105	1	57.4	1276	9	131.1
13.	Tyler Murphy..... UF	JR	9	185	112	5	60.5	1216	6	121.1
14.	Jalen Whitlow..... UK	SO	12	159	98	5	61.6	1035	5	120.4
15.	Dak Prescott..... MS	SO	10	239	139	7	58.2	1657	7	120.2

TOTAL OFFENSE. Team		CI	G	Rush	Pass	Plays	Total	Yds/G
1.	Johnny Manziel..... AM	SO	12	686	3732	524	4418	368.2
2.	Aaron Murray..... UG	SR	11	186	3075	400	3261	296.5
3.	Bo Wallace..... UM	JR	12	269	3090	523	3359	279.9
4.	James Franklin..... MO	SR	10	474	2255	385	2729	272.9
5.	Zach Mettenberger..... LS	SR	12	-133	3082	330	2949	245.8
6.	Dak Prescott..... MS	SO	10	751	1657	359	2408	240.8
7.	A. Carta-Samuels..... VU	SR	10	115	2268	356	2383	238.3
8.	Nick Marshall AU	JR	12	1023	1759	368	2782	231.8
9.	AJ McCarron..... UA	SR	12	21	2676	330	2697	224.8
10.	Connor Shaw..... SC	SR	12	511	2135	397	2646	220.5
11.	Justin Worley..... UT	JR	8	56	1239	215	1295	161.9
12.	Brandon Allen..... AR	SO	11	29	1552	287	1581	143.7
13.	Tyler Murphy..... UF	JR	9	61	1216	246	1277	141.9
14.	Maxwell Smith..... UK	SO	9	-92	1276	213	1184	131.6
15.	Tre Mason AU	JR	13	1621	0	283	1621	124.7

PUNT RETURN AVG.. Team		CI	G	Ret	Yds	TD	Long	Avg
1.	Chris Davis AU	SR	11	14	282	1	85	20.1
2.	Christian Jones..... UA	JR	12	21	303	2	75	14.4
3.	Dem. Robinson..... UK	JR	10	11	114	0	33	10.4
4.	Odell Beckham..... LS	JR	12	14	141	0	60	10.1
5.	De'Vante Harris..... AM	SO	10	11	74	0	30	6.7
6.	Marcus Murphy..... MO	JR	13	18	100	0	31	5.6
7.	Reggie Davis..... UG	FR	10	13	49	0	17	3.8
8.	Jonathan Krause..... VU	SR	10	14	46	0	18	3.3
9.	Jameon Lewis..... MS	JR	12	19	31	0	16	1.6

RECEPTIONS/GAME.. Team		CI	G	Rec	Yds	TD	Long	Avg/C	Rec/G
1.	Jordan Matthews..... VU	SR	12	107	1334	5	55	12.5	8.92
2.	Jarvis Landry..... LS	JR	12	75	1172	10	45	15.6	6.25
3.	Laquon Treadwell..... UM	FR	12	67	557	5	38	8.3	5.58
4.	Mike Evans..... AM	SO	12	65	1322	12	95	20.3	5.42
5.	Odell Beckham..... LS	JR	12	57	1117	8	63	19.6	4.75
6.	Jameon Lewis..... MS	JR	12	55	703	5	50	12.8	4.58
	Malcome Kennedy..... AM	JR	12	55	606	7	34	11.0	4.58
8.	Donte Moncrief..... UM	JR	12	53	825	5	67	15.6	4.42
9.	Dorial Green-Beckham..... MO	SO	13	55	830	12	68	15.1	4.23
	Marcus Lucas..... MO	SR	13	55	646	2	43	11.7	4.23
11.	Chris Conley..... UG	JR	10	42	605	4	43	14.4	4.20
12.	Jonathan Krause..... VU	SR	10	41	703	3	56	17.1	4.10
13.	Javess Blue..... UK	JR	11	43	586	4	88	13.6	3.91
14.	Michael Bennett..... UG	JR	10	39	483	4	42	12.4	3.90
15.	Derel Walker..... AM	SR	12	45	705	4	51	15.7	3.75

KICK RETURN AVG. Team		CI	G	Ret	Yds	TD	Long	Avg
1.	Christian Jones..... UA	JR	12	18	527	1	94	29.3
2.	Solomon Patton..... UF	SR	12	22	642	1	100	29.2
3.	Odell Beckham..... LS	JR	12	30	806	0	82	26.9
4.	Tre Mason AU	JR	13	15	395	1	100	26.3
5.	Trey Williams..... AM	SO	10	25	631	0	97	25.2
6.	Pharoh Cooper..... SC	FR	10	13	316	0	55	24.3
7.	Jameon Lewis..... MS	JR	12	18	419	0	66	23.3
8.	Darrius Sims..... VU	FR	12	22	509	0	71	23.1
9.	Korliss Marshall..... AR	FR	8	19	422	0	87	22.2
10.	Marcus Murphy..... MO	JR	13	23	509	0	42	22.1
11.	Jaylen Walton..... UM	SO	12	22	471	0	52	21.4
12.	Javess Blue..... UK	JR	11	25	510	0	43	20.4
13.	Brian Kimbrow..... VU	SO	11	12	192	0	31	16.0

RECEIVE YDS/GAME Team		CI	G	Rec	Yds	TD	Long	Avg/C	Yds/G
1.	Jordan Matthews..... VU	SR	12	107	1334	5	55	12.5	111.2
2.	Mike Evans..... AM	SO	12	65	1322	12	95	20.3	110.2
3.	Jarvis Landry..... LS	JR	12	75	1172	10	45	15.6	97.7
4.	Odell Beckham..... LS	JR	12	57	1117	8	63	19.6	93.1
5.	Jonathan Krause..... VU	SR	10	41	703	3	56	17.1	70.3
6.	Donte Moncrief..... UM	JR	12	53	825	5	67	15.6	68.8
7.	L'Damian Washington..... MO	SR	13	47	853	10	96	18.1	65.6
8.	Sammie Coates AU	SO	13						

SEC Individual Statistics

PUNTING..... Team								
	Team	Cl	G	Punt	Yds	Long	Avg	
1.	Cody Mandell.....	UA	SR	12	35	1662	63	47.5
2.	Drew Kaser.....	AM	SO	12	44	2085	76	47.4
3.	Tyler Campbell.....	UM	SR	12	46	2054	75	44.7
4.	Michael Palardy.....	UT	SR	12	63	2801	69	44.5
5.	Sam Irwin-Hill.....	AR	JR	12	46	2038	79	44.3
6.	Collin Barber.....	UG	SO	10	29	1279	61	44.1
7.	Taylor Hudson.....	VU	SO	12	48	2058	75	42.9
8.	Steven Clark.....	AU	SR	13	50	2126	57	42.5
	B.Swedenburg.....	MS	SR	10	25	1063	53	42.5
10.	Landon Foster.....	UK	SO	12	68	2807	59	41.3
11.	Christian Brinser.....	MO	JR	13	61	2503	61	41.0
12.	Jamie Keehn.....	LS	SO	12	33	1296	58	39.3
13.	Tyler Hull.....	SC	JR	12	43	1636	55	38.0

ALL PURPOSE Team										
	Team	Cl	G	Rush	Rcv	PR	KR	Yds	Avg/G	
1.	Odell Beckham.....	LS	JR	12	58	1117	141	806	2222	185.2
2.	Tre Mason.....	AU	JR	13	1621	121	0	395	2137	164.4
3.	Todd Gurley.....	UG	SO	9	903	344	0	0	1247	138.6
4.	Mike Davis.....	SC	SO	11	1134	342	0	0	1476	134.2
5.	Jeremy Hill.....	LS	SO	11	1185	181	0	0	1366	124.2
6.	T.J. Yeldon.....	UA	SO	11	1163	160	0	0	1323	120.3
7.	Jordan Matthews.....	VU	SR	12	46	1334	0	0	1380	115.0
8.	Mike Evans.....	AM	SO	12	0	1322	0	0	1322	110.2
9.	Trey Williams.....	AM	SO	10	384	53	0	631	1068	106.8
10.	Jameon Lewis.....	MS	JR	12	117	703	31	419	1270	105.8
11.	Solomon Patton.....	UF	SR	12	71	556	0	642	1269	105.8
12.	Jaylen Walton.....	UM	SO	12	469	312	0	471	1252	104.3
13.	Javess Blue.....	UK	JR	11	19	586	20	510	1135	103.2
14.	Rajion Neal.....	UT	SR	12	1124	108	0	0	1232	102.7
15.	Christian Jones.....	UA	JR	12	34	349	303	527	1213	101.1

SCORING..... Team										
	Team	Cl	G	TD	XPT	FG	2XP	Pts	Pts/G	
1.	Tre Mason.....	AU	JR	13	23	0	0	138	10.6	
2.	Todd Gurley.....	UG	SO	9	15	0	0	90	10.0	
	Marshall Morgan.....	UG	SO	10	0	46	18	0	100	10.0
4.	Andrew Baggett.....	MO	SO	13	0	61	16	0	109	8.4
5.	Cody Parkey.....	AU	SR	13	0	62	14	0	104	8.0
	Dak Prescott.....	MS	SO	10	13	0	0	2	80	8.0
7.	Elliott Fry.....	SC	FR	12	0	50	15	0	95	7.9
8.	Colby Delahoussaye.....	LS	FR	12	0	53	13	0	92	7.7
9.	Jeremy Hill.....	LS	SO	11	14	0	0	0	84	7.6
10.	Cade Foster.....	UA	SR	12	0	56	11	0	89	7.4
11.	Carey Spear.....	VU	SR	12	1	43	13	0	88	7.3
12.	Josh Lambo.....	AM	JR	9	0	43	7	0	64	7.1
13.	T.J. Yeldon.....	UA	SO	11	13	0	0	0	78	7.1
	Jerron Seymour.....	VU	SO	11	13	0	0	0	78	7.1
15.	Andrew Ritter.....	UM	SR	12	0	40	15	0	85	7.1

SCORING (TDs) Team											
	Team	Cl	G	TD	Rush	Pass	Ret	PAT	Pts	Pts/G	
1.	Tre Mason.....	AU	JR	13	23	22	0	1	0	138	10.6
2.	Todd Gurley.....	UG	SO	9	15	10	5	0	0	90	10.0
3.	Dak Prescott.....	MS	SO	10	13	11	2	0	1	80	8.0
4.	Jeremy Hill.....	LS	SO	11	14	14	0	0	0	84	7.6
5.	T.J. Yeldon.....	UA	SO	11	13	13	0	0	0	78	7.1
	Jerron Seymour.....	VU	SO	11	13	13	0	0	0	78	7.1
7.	Henry Josey.....	MO	JR	13	14	13	1	0	0	84	6.5
8.	Rajion Neal.....	UT	SR	12	12	12	0	0	0	72	6.0
	Mike Davis.....	SC	SO	11	11	11	0	0	0	66	6.0
	Mike Evans.....	AM	SO	12	12	0	12	0	0	72	6.0
11.	D. Green-Beckham.....	MO	SO	13	12	0	12	0	0	72	5.5
12.	Nick Marshall.....	AU	JR	12	11	11	0	0	0	66	5.5
	Ben Malena.....	AM	SR	12	11	10	1	0	0	66	5.5
14.	Jarvis Landry.....	LS	JR	12	10	0	10	0	0	60	5.0
15.	Kenyan Drake.....	UA	SO	11	9	8	1	0	0	54	4.9

FIELD GOALS..... Team									
	Team	Cl	G	FG	FGA	Pct.	FG/G		
1.	Marshall Morgan.....	UG	SO	10	18	20	90.0	1.80	
2.	Elliott Fry.....	SC	FR	12	15	18	83.3	1.25	
	Andrew Ritter.....	UM	SR	12	15	21	71.4	1.25	
4.	Andrew Baggett.....	MO	SO	13	16	23	69.6	1.23	
5.	Michael Palardy.....	UT	SR	12	14	17	82.4	1.17	
6.	Colby Delahoussaye.....	LS	FR	12	13	14	92.9	1.08	
	Zach Hocker.....	AR	SR	12	13	15	86.7	1.08	
	Carey Spear.....	VU	SR	12	13	17	76.5	1.08	
9.	Cody Parkey.....	AU	SR	13	14	19	73.7	1.08	
10.	Joe Mansour.....	UK	SR	12	12	14	85.7	1.00	
11.	Cade Foster.....	UA	SR	12	11	15	73.3	0.92	
12.	Josh Lambo.....	AM	JR	9	7	8	87.5	0.78	
13.	Devon Bell.....	MS	SO	12	6	14	42.9	0.50	
14.	Austin Hardin.....	UF	FR	12	4	12	33.3	0.33	
15.	Patrick Beless.....	UG	SO	9	2	2	100.0	0.22	

SCORING (KICK).. Team									
	Team	Cl	G	PATs	FGs	Pts	Pts/G		
1.	Marshall Morgan.....	UG	SO	10	46-46	18-20	100	10.0	
2.	Andrew Baggett.....	MO	SO	13	61-64	16-23	109	8.4	
3.	Cody Parkey.....	AU	SR	13	62-63	14-19	104	8.0	
4.	Elliott Fry.....	SC	FR	12	50-51	15-18	95	7.9	
5.	Colby Delahoussaye.....	LS	FR	12	53-54	13-14	92	7.7	
6.	Cade Foster.....	UA	SR	12	56-56	11-15	89	7.4	
7.	Josh Lambo.....	AM	JR	9	43-44	7-8	64	7.1	
8.	Andrew Ritter.....	UM	SR	12	40-42	15-21	85	7.1	
9.	Carey Spear.....	VU	SR	12	43-43	13-17	82	6.8	
10.	Michael Palardy.....	UT	SR	12	34-35	14-17	76	6.3	
11.	Zach Hocker.....	AR	SR	12	28-28	13-15	67	5.6	
12.	Joe Mansour.....	UK	SR	12	28-30	12-14	64	5.3	
13.	Devon Bell.....	MS	SO	12	25-26	6-14	43	3.6	
14.	Taylor Bertolet.....	AM	SO	12	23-26	2-3	29	2.4	
15.	Austin Hardin.....	UF	FR	12	15-15	4-12	27	2.2	

FIELD GOAL PCT . Team							
	Team	Cl	G	FG	FGA	Long	Pct.
1.	Marshall Morgan.....	UG	SO	10	18	20	90.0

PAT KICKING PCT..... Team							
	Team	Cl	G	Made	Att	Pct.	
1.	Cade Foster.....	UA	SR	12	56	56	100.0
	Marshall Morgan.....	UG	SO	10	46	46	100.0
	Carey Spear.....	VU	SR	12	43	43	100.0
	Zach Hocker.....	AR	SR	12	28	28	100.0
5.	Cody Parkey.....	AU	SR	13	62	63	98.4
6.	Colby Delahoussaye.....	LS	FR	12	53	54	98.1
7.	Elliott Fry.....	SC	FR	12	50	51	98.0
8.	Josh Lambo.....	AM	JR	9	43	44	97.7
9.	Michael Palardy.....	UT	SR	12	34	35	97.1
10.	Devon Bell.....	MS	SO	12	25	26	96.2
11.	Andrew Baggett.....	MO	SO	13	61	64	95.3
12.	Andrew Ritter.....	UM	SR	12	40	42	95.2
13.	Joe Mansour.....	UK	SR	12	28	30	93.3
14.	Taylor Bertolet.....	AM	SO	12	23	26	88.5

SEC Individual Statistics

TACKLES (All positions)

Player	Team	CI	G	Solo	Ast	Total	Avg/G	Sack
1. Ramik Wilson	UG	JR	12	72	56	128	10.7	4.0
2. Amarlo Herrera	UG	JR	12	50	57	107	8.9	0.5
3. A.J. Johnson	UT	JR	12	59	47	106	8.8	0.0
4. C.J. Mosley	UA	SR	12	56	46	102	8.5	0.0
A. Williamson	UK	SR	12	46	56	102	8.5	1.0
6. Andrew Wilson	MO	SR	13	51	47	98	7.5	0.0
7. Alan Turner	AR	JR	12	36	61	97	8.1	0.0
8. Steven Jenkins	AM	SR	10	35	54	89	8.9	1.0
9. Darian Claiborne	AM	FR	12	29	60	89	7.4	1.5
10. Kenny Ladler	VU	SR	12	60	27	87	7.2	0.0
11. Lamin Barrow	LS	SR	12	20	66	86	7.2	1.5
12. Braylon Webb	MO	JR	13	57	28	85	6.5	0.0
13. Howard Matthews	AM	JR	12	40	44	84	7.0	0.0
14. Darreon Herring	VU	SO	12	41	39	80	6.7	1.0
15. Jarrett Lake	AR	SR	11	29	48	77	7.0	1.0
Braylon Mitchell	AR	JR	11	31	46	77	7.0	1.0
17. Javon Marshall	VU	SR	12	44	32	76	6.3	1.0
18. Brian Randolph	UT	SO	12	49	26	75	6.2	0.0
19. D.J. Welter	LS	JR	12	21	53	74	6.2	1.0
20. Eric Bennett	AR	SR	12	35	38	73	6.1	0.0
21. Cody Prewitt	UM	JR	12	50	20	70	5.8	0.0
B.McKinney	MS	SO	12	41	29	70	5.8	2.5
23. Serderius Bryant	UM	JR	10	46	24	70	7.0	3.0
24. Chris Davis	AU	SR	11	49	20	69	6.3	0.0
25. Deshazor Everett	AM	JR	12	31	37	68	5.7	0.0
26. E.J. Gaines	MO	SR	11	51	17	68	6.2	0.0
27. Cassanova McKinzy	AU	SO	13	38	28	66	5.1	1.5
28. Josh Harvey-Clemons	UG	SO	11	39	27	66	6.0	0.0
29. Dontavis Sapp	UT	SR	12	32	34	66	5.5	0.0
30. Kentrell Brothers	MO	SO	13	37	28	65	5.0	1.0
31. Jermaine Whitehead	AU	JR	13	41	21	62	4.8	0.0
32. Michael Taylor	UF	JR	11	30	32	62	5.6	0.0
33. Ryan Smith	AU	SR	13	41	21	62	4.8	0.0
34. Alvin Dupree	UK	JR	11	35	26	61	5.5	7.0
35. Jalen Mills	LS	SO	12	42	19	61	5.1	3.0
Kwon Alexander	MS	SO	12	26	35	61	5.1	0.0
37. Deontae Skinner	LS	SR	10	32	29	61	6.1	1.0
38. Kendrick Market	MS	SO	12	42	18	60	5.0	0.0
Landon Collins	UA	SO	12	47	13	60	5.0	0.0
40. Trae Elston	UM	SO	12	40	19	59	4.9	0.0
Za'Darius Smith	UK	JR	12	24	35	59	4.9	6.0
Blake McClain	UK	FR	12	37	22	59	4.9	1.0
Tony Conner	UM	FR	12	34	25	59	4.9	1.0
44. Donovan Bonner	MO	SR	13	32	26	58	4.5	1.0
45. Garrison Smith	UG	SR	12	25	33	58	4.8	6.0
Ego Ferguson	LS	JR	12	18	40	58	4.8	1.0
47. Matt White	MO	SR	13	39	19	58	4.5	0.0
48. Trey DePriest	UA	JR	12	25	33	58	4.8	2.0
49. Antonio Morrison	UF	SO	8	27	29	56	7.0	0.0
50. Damian Swann	UG	JR	12	42	14	56	4.7	0.0


SACKS	Team	CI	G	Pos	Solo	Ast	Yds	Total	Avg/G
1. Michael Sam	MO	SR	13	DE	10	1	64	10.5	0.81
2. Kelcy Quarles	SC	JR	11	DT	9	1	91	9.5	0.86
3. Dee Ford	AU	SR	11	DE	8	1	81	8.5	0.77
4. Chris Smith	AR	SR	12	DE	7	3	71	8.5	0.71
5. Kony Ealy	MO	JR	13	DE	7	1	46	7.5	0.58
6. Alvin Dupree	UK	JR	11	DE	5	4	48	7.0	0.64
7. Leonard Floyd	UG	FR	12	LB	6	1	55	6.5	0.54
8. Markus Golden	MO	JR	13	DL	6	1	43	6.5	0.50
9. Corey Miller	UT	SR	12	DL	6	1	42	6.5	0.54
10. Za'Darius Smith	UK	JR	12	DE	4	4	53	6.0	0.50

TACKLES FOR LOSS	Team	CI	G	Pos	Solo	Ast	Yds	Total	Avg/G
1. Michael Sam	MO	SR	13	DE	17	2	90	18.0	1.38
2. Kelcy Quarles	SC	JR	11	DT	13	1	112	13.5	1.23
Trey Flowers	AR	JR	11	DE	12	3	58	13.5	1.23
4. Markus Golden	MO	JR	13	DL	12	2	62	13.0	1.00
5. Kony Ealy	MO	JR	13	DE	11	3	57	12.5	0.96
6. Dee Ford	AU	SR	11	DE	11	3	86	12.5	1.14
7. Chris Smith	AR	SR	12	DE	10	3	77	11.5	0.96
8. Jordan Jenkins	UG	SO	12	LB	11	0	54	11.0	0.92
Ramik Wilson	UG	JR	12	LB	10	2	38	11.0	0.92
10. Jadeveon Clowney	SC	JR	10	DE	10	1	50	10.5	1.05

FUMBLES FORCED	Team	CI	G	Num	Avg/G
1. Kenny Ladler	VU	SR	12	5	0.42
2. Dante Fowler	UF	SO	12	3	0.25
3. Kony Ealy	MO	JR	13	3	0.23
4. Trey Flowers	AR	JR	11	3	0.27
5. Mike Marry	UM	SR	12	3	0.25
6. Khal. Henderson	UK	SO	12	2	0.17
Denzel Devall	UA	SO	12	2	0.17
8. Nickoe Whitley	UM	SR	11	2	0.18
9. Garrison Smith	UG	SR	12	2	0.17
10. Carl Lawson	AU	FR	13	2	0.15

FUMBLES RCVD	Team	CI	G	Num	Avg/G
1. Dontavis Sapp	UT	SR	12	3	0.25
2. Josh Harvey-Clemons	UG	SO	11	3	0.27
Michael Taylor	UF	JR	11	3	0.27
4. Eddie Jackson	UA	FR	6	2	0.33
5. Beniquez Brown	MS	FR	12	2	0.17
Leon Orr	UF	JR	12	2	0.17
Trey DePriest	UA	JR	12	2	0.17
Fred Tiller	UK	SO	12	2	0.17
Landon Collins	UA	SO	12	2	0.17
B.McKinney	MS	SO	12	2	0.17

PASSES DEFENDED	Team	CI	G	Brup	Int	Total	Avg/G
1. Vernon Hargreaves	UF	FR	12	11	3	14	1.17
2. Chris Davis	AU	SR	11	14	0	14	1.27
Andre Hal	VU	SR	11	12	2	14	1.27
4. Cody Prewitt	UM	JR	12	7	6	13	1.08
5. Jonathon Mincy	AU	JR	13	12	1	13	1.00
Victor Hampton	SC	JR	12	9	3	12	1.00
7. Darreon Herring	VU	SO	12	10	1	11	0.92
8. Howard Matthews	AM	JR	12	6	3	9	0.75
Cameron Sutton	UT	FR	12	7	2	9	0.75
10. De'Vante Harris	AM	SO	10	8	1	9	0.90



BOWL HISTORY

Auburn Bowl History

All-Time Bowl Appearances

School	Appearances
1. Alabama	61
2. Texas	51
3. Southern Cal	50
Nebraska	50
5. Georgia	49
Tennessee	49
7. Oklahoma	47
8. LSU	45
9. Penn State	44
Ohio State	44
11. Michigan	43
12. Florida State	42
Georgia Tech	42
14. Florida	40
15. Arkansas	39
16. Auburn	38
17. Texas Tech	36
Clemson	36
19. Miami (Fla.)	35
Ole Miss	35

*Includes 2013 bowl berths

All-Time Bowl Wins

School	Wins
1. Alabama	35
2. Southern Cal	32
3. Penn State	27
Oklahoma	27
Georgia	27
Texas	27
7. Tennessee	25
Florida State	25
9. Nebraska	24
10. Georgia Tech	23
11. LSU	22
Auburn	22
Ole Miss	22
14. Ohio State	20
Michigan	20
Florida	20
17. Miami (Fla.)	18
18. Clemson	17
19. Notre Dame	15
Washington	15

Auburn in Bowl Games (21-13-2)

Season	Bowl	Opponent	Score	W-L-T	AU Coach	Date
1936	Bacardi	Villanova	7-7	T	Jack Meagher	1/1/37
1937	Orange	Michigan State	6-0	W	Jack Meagher	1/1/38
1953	Gator	Texas Tech	13-35	L	Shug Jordan	1/1/54
1954	Gator	Baylor	33-13	W	Shug Jordan	12/31/54
1955	Gator	Vanderbilt	13-25	L	Shug Jordan	12/31/55
1963	Orange	Nebraska	7-13	L	Shug Jordan	1/1/64
1965	Liberly	Ole Miss	7-13	L	Shug Jordan	12/18/65
1968	Sun	Arizona	34-10	W	Shug Jordan	12/28/68
1969	Astro-Bluebonnet	Houston	7-36	L	Shug Jordan	12/31/69
1970	Gator	Ole Miss	35-28	W	Shug Jordan	1/2/71
1971	Sugar	Oklahoma	22-40	L	Shug Jordan	1/1/72
1972	Gator	Colorado	24-3	W	Shug Jordan	12/30/72
1973	Sun	Missouri	17-34	L	Shug Jordan	12/29/73
1974	Gator	Texas	27-3	W	Shug Jordan	12/30/74
1982	Tangerine	Boston College	33-26	W	Pat Dye	12/18/82
1983	Sugar	Michigan	9-7	W	Pat Dye	1/2/84
1984	Liberty	Arkansas	21-15	W	Pat Dye	12/27/84
1985	Cotton	Texas A&M	16-36	L	Pat Dye	1/1/86
1986	Citrus	Southern Cal	16-7	W	Pat Dye	1/1/87
1987	Sugar	Syracuse	16-16	T	Pat Dye	1/1/88
1988	Sugar	Florida State	7-13	L	Pat Dye	1/2/89
1989	Hall of Fame	Ohio State	31-14	W	Pat Dye	1/1/90
1990	Peach	Indiana	27-23	W	Pat Dye	12/29/90
1995	Outback	Penn State	13-43	L	Terry Bowden	1/1/96
1996	Independence	Army	32-29	W	Terry Bowden	12/31/96
1997	Peach	Clemson	21-17	W	Terry Bowden	1/2/98
2000	Citrus	Michigan	28-31	L	Tommy Tuberville	1/1/01
2001	Peach	North Carolina	10-16	L	Tommy Tuberville	12/31/01
2002	Capital One	Penn State	13-9	W	Tommy Tuberville	1/1/03
2003	Music City	Wisconsin	28-14	W	Tommy Tuberville	12/31/03
2004	Sugar	Virginia Tech	16-13	W	Tommy Tuberville	1/3/05
2005	Capital One	Wisconsin	10-24	L	Tommy Tuberville	1/2/06
2006	Cotton	Nebraska	17-14	W	Tommy Tuberville	1/1/07
2007	Chick-fil-A	Clemson	23-20 [OT]	W	Tommy Tuberville	12/31/07
2009	Outback	Northwestern	38-35 [OT]	W	Gene Chizik	1/1/10
2010	BCS National Championship	Oregon	22-19	W	Gene Chizik	1/10/11
2011	Chick-fil-A	Virginia	43-24	W	Gene Chizik	12/31/11

Auburn's Bowl Series Record

Bowl	Appearances	W-L-T	Pct.	Seasons
Gator	6	4-2	.667	1954-54-55-70-72-74
Sugar	5	2-2-1	.500	1971-84-88-89-04
Capital One (Citrus/Tangerine)	5	3-2	.600	1982-87-00-02-05
Chick-fil-A (Peach)	5	4-1	.800	1990-97-01-07-11
Outback (Hall of Fame)	3	2-1	.667	1990-95-09
Cotton	2	1-1	.500	1986-06
Sun	2	1-1	.500	1968-73
Orange	2	1-1	.500	1938-64
Liberty	2	1-1	.500	1965-84
BCS National Championship	1	1-0	1.000	2010
Music City	1	1-0	1.000	2003
Independence	1	1-0	1.000	1996
Bacardi	1	0-0-1	.500	1937
Astro-Bluebonnet	1	0-1	.000	1969
TOTALS	37	22-13-2	.621	

Auburn Bowl Records

Auburn Individual Records

RUSHING ATTEMPTS

- 37 Ronnie Brown vs. Penn State, 2003 Capital One
- 31 Bo Jackson vs. Texas A&M, 1986 Cotton
- 28 Brent Fullwood vs. USC, 1987 Citrus
- 25 Rudi Johnson vs. Michigan, 2001 Citrus
- 24 Kenny Irons vs. Nebraska, 2007 Cotton
- 22 Cam Newton vs. Oregon, 2011 BCS Championship
- 22 Michael Dyer vs. Oregon, 2011 BCS Championship
- 22 Kenny Irons vs. Wisconsin, 2006 Capital One
- 22 Bo Jackson vs. Michigan, 1984 Sugar

RUSHING YARDS

- 184 Ronnie Brown vs. Penn State (37 carries, 1 TD), 2003 Capital One
- 152 Brent Fullwood vs. USC (28 carries, 1 TD), 1987 Citrus
- 143 Michael Dyer vs. Oregon (22 carries), 2011 BCS Championship
- 134 Joe Childress vs. Baylor (20 carries, 2 TD), 1954 Gator
- 130 Bo Jackson vs. Michigan (22 carries), 1984 Sugar
- 129 Bo Jackson vs. Texas A&M (31 carries, 1 TD), 1986 Cotton
- 119 Stephen Davis vs. Penn State (12 carries), 1996 Outback
- 111 Tom Bryan vs. Ole Miss (19 carries, 1 TD), 1965 Liberty
- 109 Onterio McCalebb vs. Virginia (10 carries, 1 TD), 2011 Chick-fil-A
- 108 Ben Tate vs. Northwestern (20 carries, 2 TD), 2010 Outback

MOST RUSHING TOUCHDOWNS

- 2 Ben Tate vs. Northwestern, 2010 Outback
- 2 Ronnie Brown vs. Wisconsin, 2003 Music City
- 2 Carnell Williams vs. Wisconsin, 2003 Music City
- 2 Ronnie Brown vs. Penn State, 2002 Capital One
- 2 Stan White vs. Indiana, 1990 Peach
- 2 Bo Jackson vs. Arkansas, 1984 Liberty
- 2 Bo Jackson vs. Boston College, 1982 Tangerine
- 2 Joe Childress vs. Baylor, 1954 Gator
- 2 Kiehl Frazier vs. Virginia, 2011 Chick-fil-A

PASS ATTEMPTS

- 48 Stan White vs. Indiana, 1990 Peach
- 48 Pat Sullivan vs. Oklahoma, 1972 Sugar
- 48 Dameyune Craig vs. Clemson, 1998 Peach
- 48 Pat Sullivan vs. Ole Miss, 1971 Gator
- 42 Dameyune Craig vs. Army, 1996 Independence

PASS COMPLETIONS

- 31 Stan White vs. Indiana, 1990 Peach
- 28 Ben Leard vs. Michigan, 2001 Citrus
- 27 Pat Sullivan vs. Ole Miss, 1971 Gator
- 25 Brandon Cox vs. Clemson, 2007 Chick-fil-A
- 24 Jeff Burger vs. Syracuse, 1988 Sugar
- 24 Dameyune Craig vs. Army, 1996 Independence

PASSING YARDS

- 394 Ben Leard vs. Michigan (28-37-2, 3 TD), 2001 Citrus
- 370 Dameyune Craig vs. Army (24-42-1, 2 TD), 1996 Independence
- 351 Stan White vs. Indiana (31-48-0, 1 TD), 1990 Peach
- 351 Pat Sullivan vs. Ole Miss (27-43-1, 2 TD), 1971 Gator
- 265 Cam Newton vs. Oregon (20-34-1, 2 TD), 2011 BCS Championship

MOST TOUCHDOWN PASSES

- 3 Ben Leard vs. Michigan, 2001 Citrus
- 3 Reggie Slack vs. Ohio State, 1990 Hall of Fame
- 2 Cam Newton vs. Oregon, 2011 BCS Championship
- 2 Dameyune Craig vs. Army, 1996 Independence
- 2 Loran Carter vs. Arizona, 1968 Sun
- 2 Pat Sullivan vs. Ole Miss, 1971 Gator
- 2 Phil Gargis vs. Missouri, 1973 Sun
- 2 Phil Gargis vs. Texas, 1974 Gator

RECEPTIONS

- 12 Darvin Adams vs. Northwestern (142 yards), 2010 Outback
- 10 Willie Gosha vs. Army (132 yards, 1 TD), 1996 Independence
- 9 Victor Hall vs. Indiana (74 yards), 1990 Peach
- 8 Terry Beasley vs. Ole Miss (143 yards, 1 TD), 1971 Gator
- 7 Ronney Daniels vs. Michigan (98 yards, 1TD), 2001 Citrus
- 7 Herbert Casey vs. Indiana (159 yards), 1990 Peach
- 7 Stacy Danley vs. Syracuse (34 yards), 1988 Sugar

RECEIVING YARDS

- 159 Herbert Casey vs. Indiana, 1990 Peach
- 143 Terry Beasley vs. Ole Miss, 1971 Gator
- 142 Darvin Adams vs. Northwestern, 2010 Outback
- 132 Willie Gosha vs. Army, 1996 Independence
- 125 Lawyer Tillman vs. Syracuse, 1988 Sugar
- 119 Karsten Bailey vs. Clemson, 1998 Peach
- 108 Emory Blake vs. Virginia, 2011 Chick-fil-A

RECEIVING TOUCHDOWNS

- 2 Thom Gossom vs. Missouri, 1973 Sun
- 2 Ed Butler vs. Texas, 1974 Gator
- 2 Greg Taylor vs. Ohio State, 1990 Hall of Fame

SCORING

- 15 Joe Childress vs. Baylor (2 TDs, 3 PATs), 1954 Gator
- 12 Carl Stewart (2 TDs), 2007 Cotton
- 12 Ronnie Brown vs. Wisconsin (2 TDs), 2003 Music City
- 12 Carnell Williams vs. Wisconsin (2 TDs), 2003 Music City
- 12 Ronnie Brown vs. Penn State (2 TDs), 2002 Capital One
- 12 Stan White vs. Indiana (2 TDs), 1990 Peach
- 12 Greg Taylor vs. Ohio State (2 TDs), 1990 Hall of Fame
- 12 Ed Butler vs. Texas (2 TDs), 1974 Gator
- 12 Thom Gossom vs. Missouri (2 TDs), 1973 Sun
- 12 Kiehl Frazier vs. Virginia (2 TDs), 2011 Chick-fil-A
- 12 Onterio McCalebb vs. Virginia (2TDs), 2011 Chick-fil-A

LONGEST FIELD GOAL

- 52 Jaret Holmes vs. Clemson, 1998 Peach
- 52 John Riley vs. Arizona, 1968 Sun

LONGEST TOUCHDOWN RUNS

- 44 Tom Bryan vs. Ole Miss, 1965 Liberty
- 43 Fob James vs. Baylor, 1954 Gator
- 40 Billy Hitchcock vs. Villanova, 1937 Bicardi
- 39 Bo Jackson vs. Arkansas, 1984 Liberty
- 37 Pat Sullivan vs. Ole Miss, 1971 Gator

LONGEST TOUCHDOWN PASSES

- 73 Pat Washington to Bo Jackson vs. Texas A&M, 1986 Cotton
- 65 Loran Carter to Mickey Zofko vs. Arizona, 1968 Sun
- 46 Chris Todd to Quindarius Carr vs. Northwestern, 2010 Outback
- 43 Loran Carter to Tim Christian vs. Arizona, 1968 Sun
- 38 Howell Tubbs to Fob James vs. Vanderbilt, 1955 Gator

LONGEST INTERCEPTION RETURN FOR A TOUCHDOWN

- 100 Walter McFadden vs. Northwestern, 2010 Outback
- 35 Kevin Porter vs. Arkansas, 1984 Liberty
- 32 Buddy McClinton vs. Arizona, 1968 Sun

MOST INTERCEPTIONS

- 3 Buddy McClinton vs. Arizona, 1968 Sun
- 2 Walter McFadden vs. Northwestern, 2010 Outback
- 2 T'Sharvan Bell vs. Northwestern, 2010 Outback

Auburn Bowl Records

Auburn Team Records

SCORING

Most Auburn Points — 43 vs. Virginia, 2011 Chick-fil-A
Most Opponent Points — 43 by Penn State, 1996 Outback
Most Points, Both Teams — 73 (AU 38, Northwestern 35), 2010 Outback
Fewest Points, Both Teams — 6 (AU 6, Mich. State 0), 1938 Orange
Largest Margin of Victory, Auburn — 24 points (AU 34, Arizona 10), 1968 Sun
Largest Margin of Defeat, Auburn — 29 points (Houston 36, AU 7), 1969 Astro-Bluebonnet; (Penn State 42, AU 13), 1996 Outback

FIRST DOWNS

Most by Auburn — 28 vs. Oregon, 2011 BCS Championships
Most by Opponent — 33 by Northwestern, 2010 Outback
Fewest by Auburn — 9 vs. Villanova, 1937 Bacardi
Fewest by Opponent — 2 by Michigan State, 1938 Orange

RUSHING

Most Yards, Auburn — 423 vs. Baylor, 1954 Gator
Most Yards, Opponents — 439 by Oklahoma, 1972 Sugar
Fewest Yards, Auburn — 1 vs. Houston, 1969 Astro-Bluebonnet
Fewest Yards, Opponent — 32 by Michigan State, 1938 Orange

PASSING

Most Yards, Auburn — 394 vs. Michigan, 2001 Citrus
Most Yards, Opponent — 532 by Northwestern, 2010 Outback
Fewest Yards, Auburn — 21 vs. Michigan, 1984 Sugar
Fewest Yards, Opponent — 11 by Oklahoma, 1972 Sugar
Most Attempted, Auburn — 48 vs. Indiana, 1990 Peach
Most Attempted, Opponent — 78 by Northwestern, 2010 Outback
Fewest Attempted, Auburn — 6 vs. Michigan, 1984 Sugar
Fewest Attempted, Opponent — 4 by Oklahoma, 1972 Sugar
Most Completed, Auburn — 31 vs. Indiana, 1990 Peach
Most Completed, Opponent — 47 by Northwestern, 2010 Outback
Fewest Completed, Auburn — 2 vs. Villanova, 1937 Bacardi;
2 vs. Michigan, 1984 Sugar
Fewest Completed, Opponent — 1 by Oklahoma, 1972 Sugar
Best Completion Percentage, Auburn (min. 10 att.) — .757 (28-37) vs. Michigan, 2001 Citrus
Best Completion Percentage, Opponent (min. 10 att.) — .714 (15-21) by Michigan, 2001 Citrus
Worst Completion Percentage, Auburn — .167 (2-12) vs. Villanova, 1937 Bacardi
Worst Completion Percentage, Opponent — .167 (2-23) by Michigan State, 1938 Orange

TOTAL OFFENSE

Most Yards, Auburn — 559 vs. Ole Miss, 1971 Gator
Most Yards, Opponent — 625 by Northwestern, 2010 Outback
Fewest Yards, Auburn — 178 vs. Nebraska, 2007 Cotton
Fewest Yards, Opponent — 57 by Michigan State, 1938 Orange

TOTAL OFFENSE, BOTH TEAMS

Most Yards — 1,050 in 2010 Outback (Auburn 425, Northwestern 621)
Fewest Yards — 334 in 1937 Bacardi (Auburn 181, Villanova 153)

PUNTING

Best Avg., Auburn — 49.3 (9 punts) vs. North Carolina, 2001 Peach
Best Avg., Opponent — 47.3 (6 punts) by Ole Miss, 1971 Gator
Worst Avg., Auburn — 23.0 (3 punts) vs. Indiana, 1990 Peach
Worst Avg., Opponent — 28.8 (4 punts) by Texas, 1974 Gator
Most Punts, Auburn — 10 vs. Michigan State, 1938 Orange

Most Punts, Opponent — 12 by Michigan State, 1938 Orange
Fewest Punts, Auburn — 2 vs. Army, 1996 Independence;
2 vs. Boston College, 1982 Tangerine; 2 vs. Texas, 1974 Gator;
2 vs. Baylor, 1954 Gator
Fewest Punts, Opponent — 1 by Virginia, 2011 Chick-fil-A

FUMBLES

Most, Auburn — 7 vs. Texas 1974 Gator
Most, Opponent — 5 by Texas, 1974 Gator
Most Lost, Auburn — 5 vs. Texas, 1974 Gator
5 vs. Vanderbilt, 1955 Gator
Most Lost, Opponent — 4 by Texas, 1974 Gator

PENALTY YARDS

Most, Auburn — 84 vs. Southern Cal, 1987 Citrus; 84 vs. Penn State, 2002 Capital One
Most, Opponent — 83 by Texas Tech, 1954 Gator



Darvin Adams set the Auburn record for receptions in a bowl game with 12 against Northwestern in the 2010 Outback Bowl.

Auburn Bowl Records

Opponents Individual Records

RUSHING ATTEMPTS

- 34 Jim Strong, Houston, 1969 Astro-Bluebonnet
- 32 Anthony Thomas, Michigan, 2001 Capital One
- 30 Brian Calhoun, Wisconsin, 2006 Capital One
- 30 Jack Mildren, Oklahoma, 1972 Sugar
- 27 Ray Bybee, Missouri, 1973 Sun
- 25 Marlon Lucky, Nebraska, 2007 Cotton
- 24 Sammie Smith, Florida State, 1989 Sugar

RUSHING YARDS

- 213 Brian Calhoun, Wisconsin, 2006 Capital One
- 184 Jim Strong, Houston, 1969 Astro-Bluebonnet
- 182 Anthony Thomas, Michigan, 2001 Capital One
- 149 Jack Mildren, Oklahoma, 1972 Sugar
- 141 Bobby Cavazos, Texas Tech, 1954 Gator
- 131 Willie Parker, North Carolina, 2001 Chick-fil-A Peach

MOST RUSHING TOUCHDOWNS

- 3 Trent Green, Indiana, 1990 Peach
- 3 Jack Mildren, Oklahoma, 1972 Sugar
- 2 Anthony Thomas, Michigan, 2001 Capital One
- 2 Bobby Williams, Army, 1996 Independence
- 2 Jim Strong, Houston, 1969 Astro-Bluebonnet
- 2 Bobby Cavazos, Texas Tech, 1954 Gator

PASS ATTEMPTS

- 78 Mike Kafka, Northwestern, 2010 Outback
- 41 Michael Rocco, Virginia, 2011 Chick-fil-A
- 40 Darron Thomas, Oregon, 2011 BCS Championship
- 38 Bryan Randall, Virginia Tech, 2005 Sugar
- 38 Doug Flutie, Boston College, 1982 Tangerine
- 34 Brad Taylor, Arkansas, 1984 Liberty
- 33 Cullen Harper, Clemson, 2007 Chick-fil-A
- 31 Greg Frey, Ohio State, 1990 Hall of Fame

PASS COMPLETIONS

- 47 Mike Kafka, Northwestern, 2010 Outback
- 27 Darron Thomas, Oregon, 2011 BCS Championship
- 26 Michael Rocco, Virginia, 2011 Chick-fil-A
- 22 Doug Flutie, Boston College, 1982 Tangerine
- 21 Bryan Randall, Virginia Tech, 2005 Sugar
- 19 Archie Manning, Ole Miss, 1971 Gator
- 18 Brad Taylor, Arkansas, 1984 Liberty
- 17 Ken Johnson, Colorado, 1972 Gator

PASSING YARDS

- 532 Mike Kafka, Northwestern, 2010 Outback
- 363 Darron Thomas, Oregon, 2011 BCS Championship
- 312 Michael Rocco, Virginia, 2011 Chick-fil-A
- 301 John Stocco, Wisconsin, 2006 Capital One
- 299 Bryan Randall, Virginia Tech, 2005 Sugar
- 299 Doug Flutie, Boston College, 1982 Tangerine
- 294 Drew Henson, Michigan, 2001 Capital One Florida Citrus
- 292 Kevin Murray, Texas A&M, 1986 Cotton

MOST TOUCHDOWN PASSES

- 4 Mike Kafka, Northwestern, 2010 Outback
- 4 Wally Richardson, Penn State, 1996 Outback
- 2 Darron Thomas, Oregon, 2011 BCS Championship
- 2 John Stocco, Wisconsin, 2006 Capital One
- 2 Bryan Randall, Virginia Tech, 2005 Sugar
- 2 Drew Henson, Michigan, 2001 Capital One Florida Citrus
- 2 Doug Flutie, Boston College, 1982 Tangerine
- 2 Ray Smith, Missouri, 1973 Sun
- 2 Jack Kirkpatrick, Texas Tech, 1954 Gator
- 2 Michael Rocco, Virginia, 2011 Chick-fil-A

RECEPTIONS

- 12 Zeke Markshausen, Northwestern, 2010 Outback
- 10 Sidney Stewart, Northwestern, 2010 Outback
- 10 Bobby Joe Edmonds, Arkansas, 1984 Liberty
- 9 Jeff Maehl, Oregon, 2011 BCS Championship
- 9 Jim Poole, Ole Miss, 1971 Gator
- 7 Sam Aiken, North Carolina, 2001 Chick-fil-A Peach
- 7 Brian Brennan, Boston College, 1982 Tangerine
- 7 Charlie Davis, Colorado, 1972 Gator
- 7 Floyd Franks, Ole Miss, 1971 Gator
- 7 Perry Jones, Virginia, 2012 Chick-fil-A

RECEIVING YARDS

- 173 Brandon Williams, Wisconsin, 2006 Capital One
- 149 Brian Brennan, Boston College, 1982 Tangerine
- 136 David Terrell, Michigan, 2001 Florida Citrus
- 133 Jeff Maehl, Oregon, 2011 BCS Championship
- 133 Andrew Brewer, Northwestern, 2010 Outback
- 126 Josh Morgan, Virginia Tech, 2005 Sugar
- 120 Drake Dunsmore, Northwestern, 2010 Outback
- 113 Bobby Engram, Penn State, 1996 Outback
- 111 Jim Poole, Ole Miss, 1971 Gator
- 108 Rod Bernstine, Texas A&M, 1986 Cotton
- 103 Jeff Graham, Ohio State, 1990 Hall of Fame
- 103 Kris Burd, Virginia, 2011 Chick-fil-A
- 100 Marquise Walker, Michigan, 2001 Florida Citrus

RECEIVING TOUCHDOWNS

- 2 LaMichael James, Oregon, 2011 BCS Championship
- 2 Andrew Brewer, Northwestern, 2010 Outback
- 2 Josh Morgan, Virginia Tech, 2005 Sugar
- 2 Bobby Engram, Penn State, 1996 Outback
- 2 John Kelsey, Missouri, 1973 Sun
- 2 Kris Burd, Virginia, 2011 Chick-fil-A

SCORING

- 18 Trent Green, Indiana (3 TDs), 1990 Peach
- 18 Jack Mildren, Oklahoma (3 TDs), 1972 Sugar
- 18 Bobby Cavazos, Texas Tech (3 TDs), 1954 Gator
- 14 Bobby Williams, Army (2 TDs, 2 point conversion), 1996 Independence
- 13 Brett Conway, Penn State (3 FGs, 4 PATs), 1996 Outback

LONGEST FIELD GOAL

- 53 John Carroll, Oklahoma, 1972 Sugar
- 48 David Richardson, Clemson, 1998 Chick-fil-A Peach
- 42 Scott Bonnell, Indiana, 1990 Peach
- 42 Johnny Keyes, Ole Miss, 1965 Liberty

LONGEST TOUCHDOWN RUNS

- 83 C.J. Spiller, Clemson, 2007 Chick-fil-A
- 68 Dennis Claridge, Nebraska, 1964 Orange
- 62 Ronald Curry, North Carolina, 2001 Chick-fil-A Peach
- 59 Bobby Cavazos, Texas Tech, 1954 Gator
- 38 L.G. Dupre, Baylor, 1954 Gator
- 33 Brian Calhoun, Wisconsin, 2006 Capital One

LONGEST TOUCHDOWN PASSES

- 80 Bryan Randall to Josh Morgan, Virginia Tech, 2005 Sugar
- 66 Mike Kafka to Drake Dunsmore, Northwestern, 2010 Outback
- 53 Jack Kirkpatrick to Paul Erwin, Texas Tech, 1954 Gator
- 39 Mike Kafka to Andrew Brewer, Northwestern, 2010 Outback
- 35 Chuck Link to John Kelsey, Missouri, 1973 Sun
- 35 Mike Kafka to Andrew Brewer, Northwestern, 2010 Outback
- 34 Archie Manning to Floyd Franks, Ole Miss, 1971 Gator
- 31 Drew Henson to David Terrell, Michigan, 2001 Florida Citrus

LONGEST INTERCEPTION RETURN FOR A TOUCHDOWN

- 24 Marcus Cotton, Southern California, 1987 Citrus Bowl

Auburn Individual Bowl Statistics

Rushing

Name.....	G	ATT	YDS	AVG	TD
Bo Jackson (1982-83-84-85)	4	85	411	4.84	5
Ronnie Brown (2001-02-03-04)	4	70	342	4.89	4
Stacy Danley (1987-88-89).....	3	52	195	3.75	0
Joe Childress (1953-54-55)	3	35	192	5.49	2
Lionel James (1982-83).....	2	35	184	5.26	0
Brent Fullwood (1983-84-85-86).....	4	44	181	4.11	1
Ben Tate (2006-07-09).....	3	39	178	4.56	3
Onterio McCalebb (2009-10-11)	3	22	174	7.91	1
Tommie Agee (1983-84-85-86).....	4	27	165	6.11	0
Kenny Irons (2005-06)	2	46	160	3.48	0
Michael Dyer (2010).....	1	22	143	6.50	0
Rusty Williams (1996-97)	2	30	143	4.77	2
Fob James (1953-54-55)	3	21	142	6.76	1
Secdrick McIntyre (1973-74).....	2	29	135	4.66	0
Dameyune Craig (1995-96-97)	3	33	134	4.06	2
Wallace Clark (1968-69-70).....	3	25	131	5.24	0
Carnell Williams (2003-04)	2	37	129	3.49	2
Stephen Davis (1995).....	1	12	119	9.92	0
James Joseph (1986-88-89-90)	4	23	116	5.04	0
Tom Bryan (1965).....	1	19	111	5.84	1
Darrell Williams (1989-90).....	2	22	98	4.45	0
Jimmy Sidle (1963).....	1	25	96	3.84	1
Brad Lester (2005-07).....	2	22	94	4.27	1
Rudi Johnson (2000).....	1	25	85	3.40	1
Kodi Burns (2007-09-10)	3	18	85	4.72	2
Rusty Fuller (1972-73)	2	17	83	4.88	0
Mickey Zofko (1968-69-70).....	3	32	80	2.50	1
Robert Freeman (1953-54).....	2	12	80	6.67	1
Harry Unger (1970-71)	2	8	72	9.00	2
Jason Campbell (2001-02-03-04).....	4	31	71	2.29	0
Cam Newton (2010)	1	22	64	2.91	0
Mitzi Jackson (1974).....	1	10	64	6.40	1
Tre Mason (2011).....	1	9	64	7.11	1
David Middleton (1953-54).....	2	12	60	5.00	0
Greg Pratt (1982).....	1	9	59	6.56	1
Phil Gargis (1973-74).....	2	22	57	2.59	0
Vince Dooley (1953).....	1	16	56	3.50	1
Kiehl Frazier (2011)	1	16	55	3.44	2
Reggie Ware (1984-85-86-87)	4	20	51	2.55	0
Terrell Zachery (2009-10).....	2	1	50	50.00	0
Rick Neel (1973-74).....	2	13	50	3.85	0
Dwight Hurston (1968).....	1	14	49	3.50	0
Chris Linderman (1972-73).....	2	18	46	2.56	0
Harold Morrow (1995).....	1	10	39	3.90	0
Robert Duke (1953)	1	4	37	9.25	1
Vincent Harris (1986-87-88).....	3	16	37	2.31	0
Collis Campbell (1982-83-84)	3	13	36	2.77	0
Robert Hoppe (1955).....	1	6	33	5.50	0
Ray Minor (1953-54).....	2	4	32	8.00	0
Terry Henley (1971-72).....	2	23	32	1.39	0
Tim Jessie (1982-83-84-86)	4	13	32	2.46	0
Mario Fannin (2007-09-10).....	3	8	32	4.00	0
Barrett Trotter (2011).....	1	5	32	6.40	0
Alan Evans (1982-83).....	2	2	30	15.00	0
Mike Currier (1968).....	1	11	29	2.64	0
Howell Tubbs (1955).....	1	11	25	2.27	0
Kevin McLeod (1995-96-97)	3	4	25	6.25	1
Alex Smith (1989-90).....	2	5	24	4.80	0
Chris Butler (2001)	1	8	22	2.75	0
Casinious Moore (2001).....	1	5	21	4.20	0
Wade Whatley (1972-73).....	2	18	21	1.17	1
Carl Hardy (1965).....	1	5	18	3.60	0
Fred Beasley (1995-96-97).....	3	15	18	1.20	0
Randy Campbell (1982-83).....	2	9	17	1.89	0
Ron O'Neal (1981-82).....	2	7	17	2.43	0
Charles Hataway (1953).....	1	3	16	5.33	0
Heath Evans (2000).....	1	3	16	5.33	0
Ken Burks (1974)	1	4	16	4.00	0
Tommy Lowry (1969-70-71).....	3	7	16	2.29	0

Quan Bray (2011).....	1	1	16	16.00	0
Alex Bowden (1965)	1	16	15	0.94	0
Larry Rawson (1963)	1	4	14	3.50	0
Loran Carter (1968).....	1	7	14	2.00	0
Richard Plagge (1965)	1	3	12	4.00	0
Rick Harbuck (1973-74).....	2	3	12	4.00	0
Tre Smith (2002-03-05).....	3	5	10	2.00	0
Scott Bolton (1986-87)	2	1	9	9.00	0
Tommy Traylor (1968-69).....	2	5	9	1.80	1
Ben Obomanu (2002-03-04-05).....	4	1	8	8.00	0
Larry Ellis (1968).....	1	3	8	2.67	0
Alex Strong (1988-89)	2	2	7	3.50	0
Demontray Carter (1997)	1	4	7	1.75	0
Harry Ward (1973-74)	2	2	7	3.50	0
Jimmy Cook (1955).....	1	2	6	3.00	0
Mickey Sutton (1963).....	1	1	6	6.00	0
Alton Shell (1954-55).....	2	2	5	2.50	0
Mike Henley (1974)	1	1	5	5.00	0
Alexander Wright (1986-87-88-89).....	4	1	4	4.00	0
Clifton Robinson (2000)	1	1	4	4.00	0
Markeith Cooper (1996-97).....	2	1	4	4.00	0
Mike Gates (1974).....	1	1	4	4.00	0
Terry Beasley (1969-70-71).....	3	1	4	4.00	0
Tony Richardson (1990)	1	3	4	1.33	0
Tucker Frederickson (1963)	1	3	4	1.33	0
Tyrone Goodson (1995-96-97)	3	0	4	0.00	0
Courtney Taylor (2006).....	1	1	3	3.00	0
Terry Walker (1982)	1	1	3	3.00	0
Willie Howell (1982)	1	1	2	2.00	1
Carl Stewart (2006-07)	2	1	1	1.00	1
Kyle Collins (1983-84-85).....	3	2	1	0.50	0
Brandon Johnson (2001-02-03)	3	1	0	0.00	0
Mac Crawford (1968-69)	2	2	0	0.00	0
Clint Moseley (2011)	1	1	-1	-1.00	0
Chris Vacarella (1974).....	1	3	-2	-0.67	0
Mike Mann (1984)	1	1	-2	-2.00	0
Stan White (1990).....	1	5	-2	-0.40	2
Doc Griffith (1963).....	1	1	-3	-3.00	0
George Rose (1963).....	1	1	-3	-3.00	0
Patrick Nix (1995).....	1	3	-5	-1.67	0
Freddy Weygand (1984-85-87-88)	4	2	-6	-3.00	0
Tim Carter (2000-01)	2	3	-9	-3.00	0
Ben Leard (2000)	1	4	-11	-2.75	0
Chris Todd (2009).....	1	4	-15	-3.75	0
Pat Washington (1984-85).....	2	8	-19	-2.38	0
Reggie Slack (1988-89)	2	9	-23	-2.56	1
Pat Sullivan (1969-70-71)	3	18	-24	-1.33	1
Jeff Burger (1984-85-86-87).....	4	9	-32	-3.56	0
Brandon Cox (2005-06-07).....	3	13	-61	-4.69	0

***Missing 1936 Bacardi and 1937 Orange Bowls

Passing

Name.....	G	C-A-I	PCT	YDS	TD
Pat Sullivan (1969-70-71)	3	57-117-3	48.7	733	3
Dameyune Craig (1995-96-97)	3	42-94-1	44.6	675	2
Jason Campbell (2001-02-03-04).....	4	43-73-4	58.9	479	1
Brandon Cox (2005-06-07).....	3	50-93-2	53.7	459	2
Ben Leard (2000).....	1	28-37-2	75.6	394	3
Stan White (1990).....	1	31-48-0	64.5	351	1
Jeff Burger (1984-85-86-87).....	4	37-63-5	58.7	333	2
Reggie Slack (1988-89)	2	35-55-5	63.6	303	4
Cam Newton (2010)	1	30-34-1	58.8	265	2
Chris Todd (2009).....	1	20-31-0	64.5	235	0
Randy Campbell (1982-83).....	2	12-22-2	54.5	198	0
Phil Gargis (1973-74).....	2	13-26-3	50.0	180	4
Barrett Trotter (2011).....	1	11-18-0	61.1	175	1
Pat Washington (1984-85).....	2	7-19-0	36.8	166	1
Loran Carter (1968).....	1	7-28-3	25.0	156	2
Jimmy Sidle (1963).....	1	12-25-1	48.0	141	0

Auburn Individual Bowl Statistics

Alex Bowden (1965)	1	11-24-1	45.8	112	0	Deandre Green (2000)	1	4	49	12.25	1
Howell Tubbs (1955)	1	4-9-0	44.4	101	1	Philip Lutzenkirchen (2009-10)	2	2	48	24.00	0
Robert Freeman (1953-54)	2	5-14-2	35.7	76	1	Ronnie Ross (1968-69-70)	3	5	48	9.60	0
Daniel Cobb (2001)	1	6-10-1	60.0	71	1	Wallace Clark (1968-69-70)	3	9	48	5.33	0
Duke Donaldson (1985-86-87-88)	4	1-1-0	100.0	58	0	Quindarius Carr (2009-10)	2	1	46	46.00	1
Vince Dooley (1953)	1	4-8-1	50.0	49	0	Carl Hardy (1965)	1	4	46	11.50	0
Patrick Nix (1995)	1	5-25-2	20.0	48	1	Rod Smith (2006-07)	2	4	45	11.25	0
Wade Whatley (1972-73)	2	3-6-0	50.0	42	0	Stacy Danley (1987-88-89)	3	13	44	3.38	0
Jimmy Cook (1955)	1	3-3-0	100.0	41	1	Hicks Poor (1995-96-97)	3	4	43	10.75	0
Mickey Zofko (1968-69-70)	3	1-1-0	100.0	36	1	Jerry Elliott (1954-55)	2	2	41	20.50	0
Mike Fuller (1972-73-74)	3	1-1-0	100.0	22	1	Cooper Wallace (2002-03-04-05)	4	2	39	19.50	0
Kodi Burns (2007-09)	2	1-6-2	16.7	22	1	Devin Aromashodu (2002-03-04-05)	4	5	39	7.80	1
Carnell Williams (2003-04)	2	1-1-0	100.0	19	0	Howard Simpson (1963)	1	4	39	9.75	0
Dave Beck (1970-71-72)	3	1-1-0	100.0	16	1	Robert Dunn (2007)	1	5	39	7.80	0
George Rose (1963)	1	2-2-0	100.0	16	0	Dan Nugent (1972-1973-74)	3	3	38	12.67	1
Chris Vacarella (1974)	1	1-1-0	100.0	10	0	George Rose (1963)	1	3	37	12.33	0
Clint Moseley (2011)	1	1-4-0	25.0	6	0	Brandon Johnson (2001-02-03)	3	4	36	9.00	0
Quan Bray (2011)	1	0-1-0	0.0	0	0	James Joseph (1986-88-89-90)	4	5	36	7.20	0
Frank McIntosh (1989)	1	0-1-0	0.0	0	0	Bucky Waid (1963)	1	2	34	17.00	0
Mike Mann (1984)	1	0-1-0	0.0	0	0	Brad Lester (2005-07)	2	4	33	8.25	0
Rick Neel (1973-74)	2	0-1-0	0.0	0	0	Jim Hall (1954-55)	2	1	33	33.00	0
Terry Beasley (1969-70-71)	3	0-1-0	0.0	0	0	Rusty Williams (1996-97)	2	1	33	33.00	0
Bill Burbank (1955)	1	0-0-0	0.0	0	0	Jeff Parks (1982-83-84-85)	4	2	32	16.00	0
Joe Davis (1953)	1	0-1-0	0.0	0	0	Terry Henley (1971-72)	2	4	31	7.75	0
						Tommy Lowry (1969-70-71)	3	2	31	15.50	0
						Shayne Wasden (1988-89-90)	3	4	30	7.50	0
						Lorenzo Diamond (2001-02)	2	3	28	9.33	1
						Red Phillips (1955)	1	2	28	14.00	1
						Sandy Cannon (1971-72)	2	2	28	14.00	1
						Prechae Rodriguez (2006-07)	2	2	26	13.00	0
						Melvin Hines (1990)	1	2	25	12.50	0
						Freddie Hyatt (1965)	1	2	24	12.00	0
						Kenny Irons (2005-06)	2	2	23	11.50	0
						Tom Bryan (1965)	1	3	23	7.67	0
						Dick Schmalz (1969-70-71)	3	2	22	11.00	0
						Fred Baxter (1990)	1	4	22	5.50	0
						Jim Ingle (1963)	1	2	22	11.00	0
						Joe Childress (1953-54-55)	3	1	22	22.00	0
						Ed Butler (1972-73-74)	3	2	21	10.50	2
						Danny Fulford (1965)	1	2	19	9.50	0
						Ben Tate (2006-07-09)	3	3	19	6.33	0
						Jay Ratliff (2001-02-03-04)	4	1	18	18.00	0
						Mark Currier (1968)	1	1	17	17.00	0
						Robert Johnson (2002)	1	2	17	8.50	0
						Casinious Moore (2001)	1	2	16	8.00	0
						Jim Pyburn (1953-54)	2	1	16	16.00	0
						Joe Walkins (2001)	1	2	16	8.00	0
						Cole Bennett (2007)	1	2	16	8.00	0
						Brent Fullwood (1983-84-85-86)	4	2	15	7.50	0
						Don Lewis (1963-65)	2	2	15	7.50	0
						Lionel James (1982-83)	2	1	15	15.00	0
						Markeith Cooper (1996-97)	2	2	15	7.50	0
						Rick Neel (1973-74)	2	1	15	15.00	0
						Rudi Johnson (2000)	1	2	15	7.50	0
						Scott Bolton (1986-87)	2	1	15	15.00	0
						Duke Donaldson (1985-86-87-88)	4	4	14	3.50	0
						Ed West (1982-83)	2	1	14	14.00	0
						Montez Billings (2007)	1	1	13	13.00	0
						Darrell Williams (1989-90)	2	2	12	6.00	0
						Gabe McKenzie (2006)	1	1	12	12.00	0
						Mike Gates (1972-73-74)	3	1	12	12.00	0
						Tyronne Dillard (1995-96-97)	3	1	12	12.00	0
						Vincent Harris (1986-87-88)	3	1	12	12.00	0
						Tim Hawthorne (2007)	1	1	12	12.00	0
						Quan Bray (2011)	1	3	12	4.00	0
						Alex Smith (1989-90)	2	1	11	11.00	1
						Dale Overton (1988-89-90)	3	1	11	11.00	0
						Danny Arnold (1973-74)	2	1	10	10.00	0
						Jimmy Sidle (1963)	1	1	10	10.00	0
						Mike Henley (1974)	1	1	10	10.00	0
						Carl Stewart (2006)	1	1	9	9.00	1

***Missing 1936 Bacardi and 1937 Orange Bowls

Receiving

Name	G	NO	YDS	AVG	TD
Terry Beasley (1969-70-71)	3	20	336	16.80	1
Darvin Adams (2009-10)	2	16	196	12.25	0
Karsten Bailey (1995-96-97)	3	9	190	21.11	0
Courtney Taylor (2003-04-05-06)	4	14	184	13.14	1
Lawyer Tillman (1985-86-87-88)	4	11	182	16.55	1
Herbert Casey (1989-90)	2	9	174	19.33	1
Emory Blake (2009-10-11)	3	11	165	15.00	1
Tyrone Goodson (1995-96-97)	3	7	149	21.29	1
Willie Gosha (1995-96)	2	11	137	12.45	1
Robert Baker (1995-96)	2	5	128	25.60	1
Bo Jackson (1982-83-84-85)	4	5	115	23.00	1
Alvin Bresler (1969-70)	2	4	102	25.50	1
Ronney Daniels (2000)	1	7	98	14.00	1
Freddy Weygand (1984-85-87-88)	4	7	96	13.71	0
Marcel Willis (2000-01-02)	3	9	92	10.22	0
Jeris McIntyre (2001-02-03)	3	4	82	20.50	0
Mickey Zofko (1968-69-70)	3	3	81	27.00	1
Walter Reeves (1985-86-87-88)	4	8	80	10.00	2
Mario Fannin (2007-09-10)	3	9	79	8.78	1
Anthony Mix (2002-04-05)	3	4	79	19.75	0
Ben Obomanu (2002-03-04-05)	4	7	79	11.29	0
Rob Spivey (1972-73)	2	4	78	19.50	1
Victor Hall (1989-90)	2	9	74	8.22	0
Clifton Robinson (2000)	1	3	70	23.33	1
Silas Daniels (2001-02-03-04)	4	7	70	10.00	0
Greg Taylor (1988-89-90)	3	9	68	7.56	2
Chris Woods (1982-83)	2	3	67	22.33	0
Tim Carter (2000-01)	2	4	63	15.75	0
Onterio McCalebb (2009-10-11)	3	4	63	15.75	1
Tim Christian (1968)	1	3	62	20.67	1
Terrell Zachery (2009-10)	2	7	59	8.43	0
Alexander Wright (1986-87-88-89)	4	4	59	14.75	0
Connie Frederick (1968-69)	2	3	59	19.67	1
Kodi Burns (2007-09-10)	3	2	58	29.00	1
Clayton Beauford (1982-83-84)	3	2	58	29.00	0
Trey Gainous (1983-84-85-86)	4	3	57	19.00	0
Mike Edwards (1982)	1	3	55	18.33	0
Fob James (1953-54-55)	3	2	51	25.50	1
Heath Evans (2000)	1	4	51	12.75	0
Thomas Gossom (1972-73-74)	3	3	51	17.00	2

Auburn Individual Bowl Statistics

Tommie Agee (1983-84-85-86).....	4	1	9	9.00	0
Errick Lowe (1995-96-97).....	3	1	8	8.00	0
Jeremy Hand (1995-97).....	2	1	8	8.00	0
Kyle Collins (1983-84-85).....	3	1	8	8.00	0
Jay Wisner (2011).....	1	1	8	8.00	0
Larry Ellis (1968).....	1	1	7	7.00	0
Allen Giffin (1968).....	1	1	5	5.00	0
Secdrick McIntyre (1973-74).....	2	1	5	5.00	0
Tre Smith (2002-03-05).....	3	1	5	5.00	0
Andy Fuller (1995).....	1	1	4	4.00	0
James Wallace Long (1953-54).....	2	1	4	4.00	1
Tommy Trott (2007).....	X	1	4	4.00	0
Jessie McCovery (1995-96).....	2	1	3	3.00	0
Kevin McLeod (1995-96-97).....	3	1	2	2.00	0
Jake Slaughter (2003-04-05).....	3	1	0	0.00	0
Reggie Ware (1984-85-86-87).....	4	2	0	0.00	0
Robby Robinett (1969-70-71).....	3	1	0	0.00	0
Ronnie Brown (2001-02-03-04).....	4	3	0	0.00	0
Pedro Cherry (1989-90).....	2	1	-3	-3.00	0
Terry Walker (1982).....	1	1	-4	-4.00	0
Carnell Williams (2003-04).....	2	2	-6	-3.00	0
Fred Beasley (1995-96-97).....	3	1	-9	-9.00	0

*** Missing 1936 Bacardi, 1937 Orange and 1953 Gator

Punting

Name.....	G	NO	YDS	AVG	LNG
Steven Clark (2011).....	1	3	147	49.0	52
Damon Duval (2000-01-02).....	3	16	765	47.8	67
Roger Pruettt (1971-73).....	2	6	274	45.7	--
Clyde Baumgartner (1974).....	1	2	91	45.5	54
David Beverly (1970-71-72).....	3	17	771	45.4	55
Kody Bliss (2003-04-05-06).....	4	21	930	44.3	58
Jaret Holmes (1996-97).....	2	5	216	43.2	51
Clint Durst (2009).....	1	6	253	42.2	48
Brian Shulman (1986-87-88).....	3	17	715	42.1	58
Johnny Adams (1954).....	1	1	42	42.0	42
Robert Freeman (1953-54).....	2	1	40	40.0	40
Lewis Colbert (1982-83-84-85).....	4	20	792	39.6	51
Ryan Shoemaker (2007-10).....	2	13	511	39.3	53
Matt Hawkins (1995).....	1	8	313	39.1	55
Richie Nell (1989-90).....	2	7	266	38.0	50
Fob James (1953-54-55).....	3	1	36	36.0	36
Connie Frederick (1968-69).....	2	10	355	35.5	--
Dwight Brisendine (1968).....	1	2	62	31.0	--
Bill Burbank (1955).....	1	2	51	25.5	--

*** Missing 1965 Liberty, 1963 Orange, 1953 Gator, 1937 Orange, 1936 Bacardi

Punt Returns

Name.....	G	NO	YDS	AVG	TD
Shayne Wasden (1988-89-90).....	3	6	105	17.5	0
Garrett Harper (2011).....	1	1	16	16.0	0
Mike Fuller (1972-73-74).....	3	5	63	12.6	0
Clifton Robinson (2000).....	1	4	48	12.0	0
Markeith Cooper (1996-97).....	2	5	59	11.8	0
Robert Dunn (2005-07).....	2	4	35	8.8	0
Larry Blakeney (1969).....	1	1	7	7.0	0
Karsten Bailey (1995-96-97).....	3	1	6	6.0	0
Jim McKinney (1972-73-74).....	3	1	6	6.0	0
Robert Baker (1995-96).....	2	5	29	5.8	0
Roderick Hood (2000-01-02).....	3	12	65	5.4	0
Carnell Williams (2003-04).....	2	3	16	5.3	0
Trey Gainous (1983-84-85-86).....	4	7	31	4.4	0
Fob James (1953-54-55).....	3	1	3	3.0	0
Alton Shell (1954-55).....	2	1	3	3.0	0
Tre Smith (2000-03-05-06).....	4	4	10	2.5	0
Johnny Simmons (1970-71-72).....	3	2	4	2.0	0
Angelo Blackson (2011).....	1	1	1	1.0	0

Jimmie Warren (1983-85).....	2	1	0	0.0	0
Lionel James (1982-83).....	2	1	0	0.0	0
Benny Sivley (1971-72-73).....	3	1	0	0.0	0
Quan Bray (2011).....	1	1	0	0.0	0
Larry Willingham (1968-69-70).....	3	--	--	----	1

*** Missing: 1970 Gator, 1968 Sun, 1965 Liberty, 1963 Orange, 1954 Gator, 1953 Gator, 1937 Orange, 1936 Bacardi

Kickoff Returns

Name.....	G	NO	YDS	AVG	TD
Roderick Hood (2000-01-02).....	3	1	41	41.0	0
Quan Bray (2011).....	1	2	74	37.0	0
Patrick Lee (2006-07).....	2	3	103	34.3	0
Clayton Beauford (1982,-83-84).....	3	1	29	29.0	0
Alexander Wright (1986-87-88-89).....	4	2	57	28.5	0
Terry Henley (1970-71-72).....	3	1	28	28.0	0
David Middleton (1953-54).....	2	1	27	27.0	0
Shayne Wasden (1988-89-90).....	3	4	103	25.8	0
Wallace Clark (1968-69-70).....	3	3	77	25.7	0
David Langner (1971-72).....	2	1	25	25.0	0
Eric Hines-Tucker (1995-96).....	2	2	49	24.5	0
James Joseph (1986-88-89-90).....	4	2	48	24.0	0
Shan Morris (1985-88).....	2	1	24	24.0	0
Markeith Cooper (1996-97).....	2	3	71	23.7	0
Tristan Davis (2006-07).....	2	2	47	23.5	0
Brent Fullwood (1983-84-85-86).....	4	2	47	23.5	0
Tre Smith (2002-03-05).....	3	1	23	23.0	0
Joe Walkins (2001).....	1	1	23	23.0	0
Demond Washington (2009-10).....	2	9	203	22.6	0
Robert Baker (1995-96).....	2	2	45	22.5	0
Mickey Zofko (1968-69-70).....	3	3	67	22.3	0
Carlos Rogers (2001-02-03-04).....	4	1	22	22.0	0
Robert Hoppe (1955).....	1	1	22	22.0	0
Joe Childress (1953-54-55).....	3	3	64	21.3	0
Harry Mose (1987).....	1	3	63	21.0	0
Perry Reed (1987).....	1	2	42	21.0	0
Pedro Cherry (1989-90).....	2	1	21	21.0	0
Karsten Bailey (1995-96-97).....	3	3	61	20.3	0
Rick Neel (1973-74).....	2	2	40	20.0	0
Carnell Williams (2003-04).....	2	1	20	20.0	0
Robert Freeman (1953-54).....	2	1	20	20.0	0
Tommy Lowry (1969-70-71).....	3	1	19	19.0	0
Kyle Collins (1983-84-85).....	3	2	37	18.5	0
James Owens (1970-71-72).....	3	2	37	18.5	0
Fob James (1953-54-55).....	3	2	37	18.5	0
Mike Fuller (1972-73-74).....	3	3	54	18.0	0
Onterio McCalebb (2009-10-11).....	3	1	18	18.0	0
Devin Aromashodu (2002-03-04-05).....	4	5	87	17.4	0
Alex Smith (1989-90).....	2	1	17	17.0	0
Tim Carter (2000-01).....	2	2	32	16.0	0
Trey Gainous (1983-84-85-86).....	4	1	16	16.0	0
Brad Lester (2005).....	1	1	15	15.0	0
Mario Fannin (2007-09-10).....	3	1	14	14.0	0
Alan Evans (1982-83).....	2	2	28	14.0	0
Kevin McLeod (1995-96-97).....	3	1	12	12.0	0
Lionel James (1982-83).....	2	2	23	11.5	0
Curtis Stewart (1985-87).....	2	1	10	10.0	0
Terry Page (1971).....	1	1	8	8.0	0
Howell Tubbs (1955).....	1	1	8	8.0	0

*** Missing: 1970 Gator, 1965 Liberty, 1963 Orange, 1953 Gator, 1937 Orange, 1936 Bacardi

Auburn Individual Bowl Statistics

Interceptions

Name.....	G	NO	YDS	AVG	TD
Buddy McClinton (1968-69).....	2	3	51	17.0	1
Walter McFadden (2007-09).....	2	2	100	50.0	1
Arthur Johnson (1984-85-86).....	3	2	38	19.0	0
Donald Webb (1968-69).....	2	2	29	14.5	0
Ron Yarbrough (1968).....	1	2	21	10.5	0
T'Sharven Bell (2009-10).....	2	2	3	1.5	0
Chip Powell (1984-85-86).....	3	2	0	0.0	0
Karibi Dede (2006).....	1	1	52	52.0	0
Kevin Porter (1984-85-86-87).....	4	1	35	35.0	1
Junior Rosegreen (2001-02-03-04).....	4	1	32	32.0	0
Mark Dorminey (1982).....	1	1	29	29.0	0
Mike Fuller (1972-73-74).....	3	1	29	29.0	0
Roderick Hood (2000-01-02).....	3	1	28	28.0	0
Danny Arnold (1973-74).....	2	1	21	21.0	0
Smokey Hodge (1986-87-88).....	3	1	13	13.0	0
Jim McKinney (1972-73-74).....	3	1	12	12.0	0
Victor Beasley (1982-83-84).....	3	1	10	10.0	0
Sonny Ferguson (1968-69).....	2	1	9	9.0	0
Jonathan Robinson (1983-84-85).....	3	1	8	8.0	0
Jake Holland (2010-11).....	2	1	5	5.0	0
Derrick Graves (2002-03-04).....	3	1	4	4.0	0
Mike Kolen (1968-69).....	2	1	3	3.0	0
Gregg Carr (1982-83-84).....	3	1	2	2.0	0
Jimmy Cook (1955).....	1	1	1	1.0	0
Zac Etheridge (2007-10).....	2	1	0	0.0	0
Neiko Thorpe (2009-10).....	1	1	0	0.0	0
Will Herring (2003-04-05).....	3	1	0	0.0	0
Karlos Dansby (2001-02-03).....	3	1	0	0.0	0
Takeo Spikes (1995-96-97).....	3	1	0	0.0	0
Tyrecee Williams (1995-96-97).....	3	1	0	0.0	0
Dell McGee (1995).....	1	1	0	0.0	0
Quentin Riggins (1986-87-88-89).....	4	1	0	0.0	0
Russ Carreker (1985-86).....	2	1	0	0.0	0
Tim Drinkard (1982).....	1	1	0	0.0	0
Johnny Simmons (1970-71-72).....	3	1	0	0.0	0
Dave Beck (1970-71-72).....	3	1	0	0.0	0
Jimmie Warren (1983-85).....	2	1	0	0.0	0
Bruce Evans (1972-73-74).....	3	1	0	0.0	0
Bobby Strickland (1968-69-70).....	3	1	0	0.0	0

*** Missing: 1970 Gator, 1953 Gator, 1937 Orange, 1936 Bacardi

Scoring

Name.....	G	TD	2Pt	XP	FG	S	PTS
Bo Jackson (1983-84-85-86).....	4	6	0-0	0-0	0-0	0	36
Ronnie Brown (2001-02-03-04).....	4	4	0-0	0-0	0-0	0	24
John Vaughn (2004-05-06).....	3	0	0-0	8-8	5-5	0	23
Wes Byrum (2007-09-10).....	3	0	0-0	9-9	4-5	0	21
Kodi Burns (2007-09-10).....	3	3	0-0	0-0	0-0	0	18
Al Del Greco (1982-83).....	2	0	0-0	3-3	5-6	0	18
Win Lyle (1987-88-89).....	3	0	0-0	6-6	4-4	0	18
Ben Tate (2006-07-09).....	3	3	0-0	0-0	0-0	0	18
Jaret Holmes (1996-97).....	2	0	0-0	2-2	5-7	0	17
Joe Childress (1953-54-55).....	3	2	0-0	3-5	0-0	0	15
Carl Stewart (2006).....	1	2	0-0	0-0	0-0	0	12
Carnell Williams (2003-04).....	2	2	0-0	0-0	0-0	0	12
Dameyune Craig (1995-96-97).....	3	2	0-4	0-0	0-0	0	12
Ed Butler (1972-73-74).....	3	2	0-0	0-0	0-0	0	12
Fob James (1953-54-55).....	3	2	0-0	0-0	0-0	0	12
Greg Taylor (1988-89-90).....	3	2	0-0	0-0	0-0	0	12
Harry Unger (1970-71).....	2	2	0-0	0-0	0-0	0	12
Mickey Zofko (1968-69-70).....	3	2	0-0	0-0	0-0	0	12
Rusty Williams (1996-97).....	2	2	0-0	0-0	0-0	0	12
Stan White (1990).....	1	2	0-0	0-0	0-0	0	12
Thomas Gossom (1972-73-74).....	3	2	0-0	0-0	0-0	0	12
Walter Reeves (1985-86-87-88).....	4	2	0-0	0-0	0-0	0	12
Kiehl Frazier (2011).....	1	2	0-0	0-0	0-0	0	12
Onterio McCalebb (2009-10-11).....	3	2	0-0	0-0	0-0	0	12

John Riley (1968-69).....	2	0	0-0	5-5	2-5	0	11
Cody Parkey (2011).....	1	0	0-0	5-5	2-3	0	11
Damon Duval (2000-01-02).....	3	0	0-0	6-6	1-3	0	9
Jim Von Wyl (1989-90).....	2	0	0-0	3-3	2-2	0	9
Dan Nugent (1972-73-74).....	3	1	1-1	0-0	0-0	0	8
Gardner Jett (1971-72).....	2	0	0-0	5-5	1-2	0	8
Emory Blake (2009-10-11).....	3	1	0-0	0-0	0-0	0	6
Quidarius Carr (2009-10).....	2	1	0-0	0-0	0-0	0	6
Walter McFadden (2009).....	1	1	0-0	0-0	0-0	0	6
Alex Smith (1989-90).....	2	1	0-0	0-0	0-0	0	6
Alvin Bresler (1969-70).....	2	1	0-0	0-0	0-0	0	6
Billy Hitchcock (1936-37).....	2	1	0-0	0-0	0-0	0	6
Brent Fullwood (1983-84-85-86).....	4	1	0-1	0-0	0-0	0	6
Buddy McClinton (1968-69).....	2	1	0-0	0-0	0-0	0	6
Clifton Robinson (2000).....	1	1	0-0	0-0	0-0	0	6
Connie Frederick (1968-69).....	2	1	0-0	0-0	0-0	0	6
Courtney Taylor (2003-04-05).....	3	1	0-0	0-0	0-0	0	6
Deandre Green (2000).....	1	1	0-0	0-0	0-0	0	6
Devin Aromashodu (2002-03-04-05).....	4	1	0-0	0-0	0-0	0	6
Greg Pratt (1982).....	1	1	0-0	0-0	0-0	0	6
Herbert Casey (1989-90).....	2	1	0-0	0-0	0-0	0	6
James Wallace Long (1953-54).....	2	1	0-0	0-0	0-0	0	6
Jimmy Sidle (1963).....	1	1	0-0	0-0	0-0	0	6
Kevin McLeod (1995-96-97).....	3	1	0-0	0-0	0-0	0	6
Kevin Porter (1984-85-86-87).....	4	1	0-0	0-0	0-0	0	6
Larry Willingham (1968-69-70).....	3	1	0-0	0-0	0-0	0	6
Lawyer Tillman (1985-86-87-88).....	4	1	0-0	0-0	0-0	0	6
Lorenzo Diamond (2001-02).....	2	1	0-0	0-0	0-0	0	6
Mitzi Jackson (1974).....	1	1	0-0	0-0	0-0	0	6
Pat Sullivan (1969-70-71).....	3	1	0-0	0-0	0-0	0	6
Ralph O'Gwynne (1936-37).....	2	1	0-0	0-0	0-0	0	6
Red Phillips (1955).....	1	1	0-0	0-0	0-0	0	6
Reggie Slack (1988-89).....	2	1	0-0	0-0	0-0	0	6
Rob Spivey (1972-73).....	2	1	0-0	0-0	0-0	0	6
Robert Baker (1995-96).....	2	1	0-0	0-0	0-0	0	6
Robert Duke (1953).....	1	1	0-0	0-0	0-0	0	6
Robert Freeman (1953-54).....	2	1	0-0	0-0	0-0	0	6
Ronney Daniels (2000).....	1	1	0-0	0-0	0-0	0	6
Rudi Johnson (2000).....	1	1	0-0	0-0	0-0	0	6
Sandy Cannon (1971-72).....	2	1	0-0	0-0	0-0	0	6
Terry Beasley (1969-70-71).....	3	1	0-0	0-0	0-0	0	6
Tim Christian (1968).....	1	1	0-0	0-0	0-0	0	6
Tom Bryan (1965).....	1	1	0-0	0-0	0-0	0	6
Tommy Traylor (1968-69).....	2	1	0-0	0-0	0-0	0	6
Tyrone Goodson (1995-96-97).....	3	1	0-0	0-0	0-0	0	6
Vince Dooley (1953).....	1	1	0-0	0-0	0-0	0	6
Wade Whatley (1972-73).....	2	1	0-0	0-0	0-0	0	6
Willie Gosha (1995-96).....	2	1	0-0	0-0	0-0	0	6
Willie Howell (1982).....	1	1	0-0	0-0	0-0	0	6
Mario Fannin (2007-09-10).....	3	1	0-0	0-0	0-0	0	6
Tre Mason (2011).....	1	1	0-0	0-0	0-0	0	6
Chris Wilson (1972-73-74).....	3	0	0-0	2-2	1-1	0	5
Chris Johnson (1985-87-88).....	3	0	0-0	1-1	1-2	0	4
Chris Knapp (1984-86).....	2	0	0-0	3-3	0-0	0	3
Mike Blanc (2007-09-10).....	3	0	0-0	0-0	0-0	1	2
Dave Beck (1970-71-72).....	3	0	1-1	0-0	0-0	0	2
Matt Hawkins (1995).....	1	0	0-0	2-2	0-1	0	2
Pat Washington (1984-85).....	2	0	1-1	0-0	0-0	0	2
Tracy Rocker (1985-86-87-98).....	4	0	0-0	0-0	0-0	1	2
Team (2011).....	1	0	0-0	0-0	0-0	1	2
Howell Tubbs (1955).....	1	0	0-0	1-1	0-0	0	1
James Fenton (1936-37).....	2	0	0-0	1-1	0-0	0	1
Don Lewis (1963-65).....	2	0	0-0	0-1	0-1	0	0
Greg Gillis (1974).....	1	0	0-0	0-0	0-1	0	0
Jason Campbell (2001-02-03-04).....	4	0	0-1	0-0	0-0	0	0
Phil Gargis (1973-74).....	2	0	1-1	0-0	0-0	0	0
Randy Campbell (1982-83).....	2	0	0-1	0-0	0-0	0	0
Robert McGinty (1984).....	1	0	0-0	0-1	0-1	0	0
Team (1955).....	1	0	0-0	0-1	0-0	0	0

*** Missing (kickers): 1973 Sun, 1970 Gator, 1963 Orange, 1953 Gator, 1937 Orange

Auburn Bowl History

1937 Bacardi Bowl



Auburn 7
Villanova 7

January 1, 1937
Cuban National Sports Festival
Havana, Cuba

Auburn's bowl history began in 1937 when the Tigers and Villanova tied 7-7 in the Bacardi Bowl, sometimes referred to as the Rhumba Bowl or the Cigar Bowl, the climaxing event of Cuba's annual National Sports Festival. The game was played

in Havana, Cuba, and is the first and only bowl game to ever be played outside the United States.

An Auburn drive in the first quarter stalled on the 10-yard line where the Wildcats took over on downs. After a Villanova punt, Auburn back Billy Hitchcock broke loose around left end and rambled 40 yards for the Tigers only score. The score at the half was Auburn 7, Villanova 0.

Auburn stopped a Villanova drive on its own 12-yard line during the third quarter but couldn't get field position. Villanova was able to tie the score when they blocked an Auburn quick kick and the ball bounced into the endzone where Wildcat Lineman Matthews Kuber fell on it for the score. The PAT tied up the game.

Auburn's return to the States marked an end to more than 11,000 miles of football travel for the 7-2-2 Tigers that finished the season ranked 13th in the nation under coach Jack Meagher.

The game was played in a revolutionary atmosphere. Fulgencio Batista, the dictator who would be overthrown by Fidel Castro 22 years

Auburn	0	7	0	0	—	7
Villanova	0	0	0	7	—	7

AU - Hitchcock 40 run (kick), 2nd
VU - Kuber recovered blocked kick in endzone, 4th

	AU	VU
First Downs9	7
Rushing Yards152	129
Passing Yards29	24
Passing (C-A-I)	2-12-1	2-6-2
Total Offense181	153
Punts-Avg.	44.0	37.0
Fumbles Lost1	1
Penalty Yards20	20

Attendance: 12,000

later, had just assumed power. The game was almost canceled because Batista's picture was not in the game program. A quick trip to the printer saved the Bacardi Bowl and allowed Auburn's bowl history to get off to a significant and historical beginning.

1938 Orange Bowl



Auburn 6
Michigan State 0

January 1, 1938
Orange Bowl
Miami, Florida

Southeastern Conference officials lifted a ban which forbade SEC teams to play postseason games in bowls other than the Rose and Sugar Bowls and allowed Auburn to play Michigan State in the Orange Bowl.

A capacity crowd of 19,000 fans watched an aggressive Auburn team defeat the powerful Spartans, 6-0 limiting Michigan State to only two first downs, the first coming late in the third quarter, and 57 total offensive yards, 32 yards rushing and 25 passing. Auburn racked up 233 yards on the ground and 79 through the air for 312 total yards.

Auburn's only score was set up by a George Kenmore 60-yard punt return that put the Tigers on the Spartan 36-yard line. On the first

Auburn	0	6	0	0	—	6
Michigan St.	0	0	0	0	—	0

AU - O'Gwynne 2 run (kick failed), 2nd

	AU	MSU
First Downs12	2
Rushing Yards197	40
Passing Yards81	25
Passing (C-A-I)	4-12-3	2-9-2
Total Offense278	65
Punts-Avg.	10-32.3	12-40.4
Fumbles/Lost	0/0	0/0
Penalty Yards50	40

Attendance: 18,972

play from scrimmage Kenmore passed to Ralph O'Gwynne at the Spartan two-yard line. On fourth and goal from the one, O'Gwynne circled left end for the only score of the game.

Coach Jack Meagher's Tigers finished the season with a 6-2-3 record.

Auburn Bowl History

1954 Gator Bowl



Auburn 13
Texas Tech 35

January 1, 1954
Gator Bowl

Jacksonville, Florida

In Auburn's first bowl appearance in 15 years, and first bowl game under Ralph "Shug" Jordan, the Tigers starting offensive backfield included a future Governor of Alabama (Fob James) and a future coach of the University of Georgia (Vince Dooley),

but Texas Tech was not impressed and handed the Tigers a 35-13 defeat.

Dooley guided Auburn to a touchdown the first time they had the ball as the Tigers went 60 yards in 10 plays, with James' 21-yard run being a key play in the drive. Bobby Duke scored from the one. A tough Auburn defense held the Red Raiders, the nation's highest scoring team, to just 11 yards in the first quarter. But it wasn't long before they would get on track.

Texas Tech scored early in the second period on a 30-yard pass from Jack Kirkpatrick to Bobby Cavazos. Auburn came back after an intercepted pass, and Dooley scored on a 10-yard run to end the drive. The Tigers led 13-7 at halftime, but it was all downhill from there.

Texas Tech scored the first two times they had the ball in the second half, once after blocking an Auburn punt, to lead at the end of three quarters, 21-13. Two touchdowns on two possessions in the fourth quarter made the final score read Texas Tech 35, Auburn 13.

Auburn	7	6	0	0	—	13
Texas Tech	0	7	14	14	—	35

AU - Duke 1 run (kick), 1st
TT - Cavazos 30 pass from Kirkpatrick (kick), 2nd
AU - Dooley 10 run (kick failed), 2nd
TT - Erwin 53 pass from Kirkpatrick (kick), 3rd
TT - Cavazos 2 run (kick), 3rd
TT - Fumble recovered in endzone (kick), 4th
TT - Cavazos 59 run (kick), 4th

	AU	TT
First Downs	12	11
Rushing Yards	195	226
Passing Yards	72	145
Passing (C-A-I)	6-16-2	6-12-1
Total Offense	267	371
Punts-Avg.	6-30.5	6-33.1
Fumbles Lost	2	0
Penalty Yards	66	83

RUSHING: (AU) Dooley 16-56 (TD), James 6-28, Duke 4-37 (TD), Minor 4-32, Hataway 3-16; (TTU) Cavazos 13-141 (3TD), Jones 2-44, Johnson 7-31, Lewis 5-12, Green 1-11.

PASSING: (AU) Dooley 4-8-1, 49, Freeman 2-7-1, 23, Davis 0-1-0, 0; (TTU) Kirkpatrick 3-4-0, 95, Johnson 1-2-0, 6, Hill 1-1-0, 31, Lewis 1-1-0, 13.

RECEIVING: (AU) N/A.

Attendance: 28,641

1954 Gator Bowl



Auburn 33
Baylor 13

December 31, 1954
Gator Bowl

Jacksonville, Florida

Auburn became the first team to play in the same bowl game twice in the same year when they defeated Baylor 33-13 in the 1954 Gator Bowl. The Tigers had met Texas Tech in the Jan. 1, 1954, Gator Bowl, but then Gator Bowl officials decided to move

the game away from New Year's Day.

Baylor fumbled the opening kickoff, Auburn recovered and five plays later "Joltin Joe" Childress scored the first Auburn touchdown.

Baylor came back with a nine-play, 63-yard drive to tie the score at 7-7 at the end of the first quarter.

Auburn's two possessions of the second quarter resulted in a pair of touchdowns, a 43-yard run by Fob James and a four-yard Bobby Freeman to Jimmy Long pass which capped a 92-yard drive. Auburn led at the half, 21-7.

The Tigers scored twice in the second half, sandwiching their scores

Auburn	7	14	12	0	—	33
Baylor	7	0	6	0	—	13

AU - Childress 7 run (kick), 1st
BU - Saage 1 run (kick), 1st
AU - James 43 run (kick), 2nd
AU - Long 4 pass from Freeman (kick), 2nd
AU - Childress 3 run (kick failed), 3rd
BU - Dupre 38 run (kick blocked), 3rd
AU - Freeman 5 run (kick failed), 3rd

	AU	BU
First Downs	25	16
Rushing Yards	423	105
Passing Yards	53	134
Passing (C-A-I)	3-7-1	10-18-0
Total Offense	476	239
Punts-Avg.	2-41.0	3-42.0
Fumbles Lost	2	4
Penalty Yards	52	25

RUSHING: (AU) Childress 20-134 (2TD), Freeman 12-80 (TD), Middleton 12-60, James 6-71 (TD); (BU) N/A.

PASSING: (AU) Freeman 3-7-1, 53 (TD); (BU) N/A.

RECEIVING: (AU) Hall 1-33, Pyborn 1-16, Long 1-4 (TD); (BU) N/A.

Attendance: 28,426

around a five-play, 66-yard drive by the Bears. Childress capped an 87-yard Auburn drive with a three-yard run, and the Tigers ended the scoring with a three-play 67-yard drive to win going away, 33-13.

Childress was the game's MVP with 134 yards on 20 carries.

Auburn finished the season with an 8-3 record under Coach Ralph "Shug" Jordan.

Did You Know?

Auburn has played two bowl games in one calendar year nine times. They are:
1954: Gator Bowl, Jan. 1 vs. Texas Tech and the Gator Bowl, Dec. 31 against Baylor.
1972: Sugar Bowl, Jan. 1 vs. Oklahoma and the Gator Bowl, Dec. 30 vs. Colorado
1984: Sugar Bowl, Jan. 2 vs. Michigan and the Liberty Bowl, Dec. 27 vs. Arkansas.
1990: Hall of Fame Bowl, Jan. 1 vs. Ohio State and the Peach Bowl, Dec. 29 vs. Indiana.
1996: Outback Bowl, Jan. 1 vs. Penn State and the Independence Bowl, Dec. 31 vs. Army.
2001: Citrus Bowl, Jan. 1 vs. Michigan and the Peach Bowl, Dec. 31 vs. North Carolina.
2003: Capital One Bowl, Jan. 1 vs. Penn State and the Music City Bowl, Dec. 31 vs. Wisconsin
2007: Cotton Bowl, Jan. 1 vs. Nebraska and the Chick-fil-A Bowl, Dec. 31 vs. Clemson
2011: BCS National Championship Game, Jan. 10 vs. Oregon and the Chick-fil-A Bowl, Dec. 31 vs. Virginia

Auburn Bowl History

1955 Gator Bowl



Auburn 13
Vanderbilt 25

December 31, 1955
Gator Bowl
Jacksonville, Florida

It was Auburn's third straight trip to the Gator Bowl and Vanderbilt's first bowl game ever, and that might tell the story of Auburn's 25-13 upset loss to the Commodores.

Vanderbilt scored first on a seven-yard Don Orr to Joe Stephenson pass which was set up by a Howell Tubbs fumble, the first of three for him that day, which gave the Commodores the ball on the Tigers' 39-yard line. Auburn scored early in the second quarter, driving 72 yards for the TD. Tubbs passed to Fob James for 38 yards and the touchdown. Vanderbilt scored quickly, going 76 yards in four plays as Orr scored from the three-yard line. The extra point was not good and the Commodores led at the half, 13-7.

Another Tubbs fumble set up Vanderbilt's first scoring drive of the second half. Recovering at the Auburn 45-yard line, Vanderbilt took eight plays to score with Phil King going over from the one, giving Vanderbilt a 19-7 lead. A poor punt and a 15-yard penalty gave the Commodores the ball on the Auburn 26-yard line after the Tigers were unable to move. On the first play of the fourth quarter, Charlie Horton scored from the Auburn one to give Vanderbilt a 25-7 lead. Auburn finished the scoring with a seven-yard Jimmy Cook to Red Phillips pass at the end of a six-play, 66-yard drive to make the final score 25-13.

Auburn fumbled five times with Vanderbilt recovering all five to set up the Tigers most disappointing loss of the 1955 campaign. The Tigers finished with an 8-2-1 record.

Joe Childress was voted Auburn's outstanding player.

Auburn	0	7	0	6	—	13
Vanderbilt	7	6	6	6	—	25

VU - Stephenson 7 pass from Orr (kick), 1st
AU - James 38 pass from Tubbs (kick), 2nd
VU - Orr 3 run (kick failed), 2nd
VU - King 1 run (kick failed), 3rd
VU - Horton 1 run (kick blocked), 4th
AU - Phillips 4 pass from Cook (kick failed), 4th

	AU	VU
First Downs	15	15
Rushing Yards	159	177
Passing Yards	142	94
Passing (C-A-I)	8-13-1	5-8-0
Total Offense	301	271
Punts-Avg.	3-29.0	4-32.0
Fumbles Lost	6	1
Penalty Yards	59	54

RUSHING: (AU) Childress 15-58, Tubbs 11-25, James 9-43 (TD), Hoppe 6-33, Cook 2-6; (VU) Horton 13-57 (TD), Orr 10-43 (TD), Hunt 6-39, King 10-33, Morgan 1-6, Scalen 1-3, Jakaley 1-(-1), PePoy 2-(-3), .

PASSING: (AU) Tubbs 4-9-0, 101 (TD), Cook 3-3-0, 41 (TD), Burbank 0-1-0, 0; (VU) Orr 4-6-1, 67 (TD), Sturm 1-2-0, 27.

RECEIVING: (AU) James 2-51 (TD), Elliott 2-41, Phillips 2-28 (TD), Childress 1-22; (VU) Scalen 2-44, Stephenson 2-23, Brown 1-27.

Attendance: 32,175

1964 Orange Bowl



Auburn 7
Nebraska 13

January 1, 1964
Orange Bowl
Miami, Florida

A trip to the Orange Bowl capped a near perfect season for the Auburn Tigers. Coach "Shug" Jordan led his Tigers to a 9-1 record with a rugged defense and an option offense featuring All-America quarterback

Jimmy Sidle and halfback Tucker Frederickson. Auburn had defeated Alabama 10-8 to earn the chance to play the Big Eight powerhouse Nebraska Cornhuskers.

Auburn found itself in the hole on the second play from scrimmage as Nebraska quarterback Dennis Claridge sneaked off right guard for a 68-yard touchdown gallop that left Auburn trailing 7-0 before most of the fans were seated. Two Dave Theissen field goals gave the Cornhuskers a 13-0 lead with over 10 minutes remaining in the first half. That is the lead the Nebraska team took in the locker room.

The "Jekyll and Hyde" Auburn team was as dominating in the second half as they were inept in the first half. Sidle led the resurgence of the Tigers by capping off their only scoring drive with a 13-yard run in the third quarter. With only 1:30 left in the game, the Tigers were on the Nebraska 10-yard line. But a costly motion penalty and an incomplete fourth down desperation pass sealed the Cornhusker victory.

Auburn dominated in the second half, combining for 110 rushing yards and 101 passing yards while limiting Nebraska to 43 yards on the ground and nine in the air.

Sidle finished the day with 96 yards rushing on 21 carries.

Auburn	0	0	7	0	—	7
Nebraska	10	3	0	0	—	13

NU - Claridge 68 run (Theissen kick), 13:47, 1st
NU - Theissen 31 FG, 5:26, 1st
NU - Theissen 36 FG, 13:05, 2nd
AU - Sidle 13 run (Woodall kick), 3:32, 3rd

	AU	NU
First Downs	17	11
Rushing Yards	126	204
Passing Yards	157	30
Passing (C-A-I)	14-27-1	4-9-0
Total Offense	283	234
Punts-Avg.	6-35.2	7-38.3
Fumbles/Lost	3/1	2/1
Penalty Yards	39	65

RUSHING: (AU) Sidle 25-96 (TD), Rawson 4-14, Frederickson 3-4, Sutton 1-6, Rose 1-(-3), Griffith 1-(-3); (NU) N/A.

PASSING: (AU) Sidle 12-25, 141, Rose 2-2, 16; (NU) N/A.

RECEIVING: (AU) Simpson 4-39, Rose 3-37, Waid 2-34, Ingle 2-22, Lewis 2-15, Sidle 1-10; (NU) N/A.

Attendance: 72,647

Auburn Bowl History

1965 Liberty Bowl



Auburn 7
Ole Miss 13

December 18, 1965
Liberty Bowl Memorial Stadium
Memphis, Tennessee

It was the Seventh Annual Liberty Bowl, but the first to be played in the present site of Memphis, Tenn., that saw the Ole Miss Rebels hold off a gallant Auburn comeback to win 13-7.

Ole Miss got the scoring started when Johnny Keyes connected on a 42-yard field goal in the first period. Auburn marched right back and scored when fullback Tom Bryan broke off left tackle and raced 44 yards for the touchdown. The score at halftime was Auburn 7, Ole Miss 3.

The Rebels took the opening kickoff and ran off nine consecutive rushing plays to march to the Tiger six-yard line. From there reserve quarterback Joe Graves went to the air and found wingback Doug Cunningham for a six-yard touchdown pass. The extra point gave Ole Miss a 10-7 lead. Keyes added another field goal to complete the scoring but not the action. Auburn marched deep into Rebel territory. But, with only seconds remaining, the Tigers' desperation fourth down pass fell incomplete, preserving the win for the Rebels.

Auburn's Bryan was selected as the game's Most Valuable Player and the Outstanding Back. He finished with 111 rushing yards on 19 carries. Tiger back Robert Fulghum was selected as the Outstanding Defensive Back. Coach "Shug" Jordan's team finished with a 5-5-1 record.

Auburn	0	7	0	0	—	7
Ole Miss	0	3	7	3	—	13

OM - Keyes 42 FG, 2nd
AU - Bryan 44 run (Lewis kick), 6:58, 2nd
OM - Cunningham 6 pass from Graves (Keyes kick), 3rd
OM - Keyes 30 FG, 11:55, 4th

	AU	OM
First Downs	15	12
Rushing Yards	156	189
Passing Yards	112	24
Passing (C-A-I)	11-24-1	4-12-0
Total Offense	268	213
Punts-Avg.	8-39.0	9-34.8
Fumbles/Lost	0/0	0/0
Penalty-Yards	4-29	5-25

RUSHING: (AU) Bryan 19-111 1 TD; (OM) Dennis 15-75, Heidel 16-72, Wade 13-43.
PASSING: (AU) Bowden 11-24-112; (OM) Graves 2-10-0-15 1 TD, Heidel 2-2-0-9.
RECEIVING: (AU) Hardy 4-46, Bryan 3-23; (OM) Matthews 2-9.

Attendance: 38,607

1968 Sun Bowl



Auburn 34
Arizona 10

December 28, 1968
Sun Bowl Stadium
El Paso, Texas

The Tigers broke open a 10-10 halftime deadlock and exploded to a 31st Annual Sun Bowl win in El Paso, Texas.

Auburn jumped to a 10-0 lead early in the game behind a 65-yard scoring pass from quarterback Loran Carter to halfback Mickey Zofko and a 52-yard field goal by John Riley. Arizona came back with a touchdown pass and field goal of their own to tie the score as the players headed for the locker room at the half.

Auburn reserve quarterback, Tommy Traylor, scampered nine yards to open the second half scoring for the Tigers on their first possession of the half. Two plays later, Buddy McClinton picked off an errant Wildcat pass, one of three interceptions for McClinton,

and raced 32 yards for another Auburn score. Riley added another field goal and Carter flipped a 43-yard touchdown pass to Tim Christian to complete the Tiger scoring.

The game's oddest play occurred when Auburn punter Connie Frederick had a punt blocked by Arizona. The Wildcats almost recovered the loose ball for a touchdown but Frederick managed to get to the ball first and was able to punt the ball a second time.

Auburn's defense combined for a Sun Bowl record of eight interceptions.

McClinton was named the game's Most Valuable Player while teammate David Campbell was named Most Valuable Lineman from his defensive tackle position.

Arizona	0	10	0	0	—	10
Auburn	10	0	14	10	—	34

AU - Riley 52 FG, 2:19, 1st
AU - Zofko 65 pass from Carter (Riley kick), 0:17, 1st
UA - Hurley 37 FG, 7:51, 2nd
UA - Aranson 12 pass from Lee (Hurley kick), 0:54, 2nd
AU - Traylor 9 run (Riley kick), 3:15, 3rd
AU - McClinton 31 interception return (Riley kick), 2:51, 3rd
AU - Christian 42 pass from Carter (Riley kick), 14:19, 4th
AU - Riley 41 FG, 11:14, 4th

	UA	AU
First Downs	16	12
Rushing Yards	70	147
Passing Yards	164	156
Passing (C-A-I)	13-44-8	7-28-3
Total Offense	234	303
Punts-Avg.	11-34.3	7-26.4
Fumbles/Lost	2/1	3/2
Penalty-Yards	4-38	4-36

RUSHING: (UA) Fuimaono 18-48, Husted 16-35, Gardin 1-22, Lee 2(-15), Driscoll 8(-20); (AU) Hurston 14-49, Currier 11-29, Zofko 9-26, Traylor 4-20, Carter 7-14, Ellis 3-8, Clark 4-1, Crawford 2-0.

PASSING: (UA) Lee 6-24-6-89 1 TD, Driscoll 7-20-2-75; (AU) Carter 7-28-3-156 2 TD.

RECEIVING: (UA) Gardin 5-74, Sherwood 2-40, Coddington 2-32, Fuimaono 2-4, Aranson 1-12 1 TD, Mitchell 1-2; (AU) Christian 3-62 1 TD, Zofko 1-65 1 TD, Currier 1-17, Ellis 1-7, Giffin 1-5.

Attendance: 32,302

Auburn Bowl History

1969 Astro-Bluebonnet Bowl



Auburn 7
Houston 36
 December 31, 1969
 Astrodome
 Houston, Texas

Auburn played its first football game indoors losing to Houston 36-7 in the Astro-Bluebonnet Bowl.

Houston executed its veer offense to perfection and executed Auburn in the process. Behind the leadership

of sophomore quarterback Gary Mullins, the Cougars piled up Astro-Bluebonnet records for rushing yards with 376 and total yards with 516.

Auburn's Terry Beasley, just a sophomore, fumbled the ball away at the Tiger 29-yard line on the opening kickoff. The Cougars covered those 29 yards in seven plays with Mullins sneaking over from the one-yard line.

Later, Houston capped an 80-yard drive with a Carlos Lopez 27-yard field goal to take a 10-0 lead early in the second quarter. A bowl record 57-yard punt by Auburn's Connie Frederick put Houston back at its own 16-yard line, but the Cougars stormed away with an 84-yard, five-play drive. Strong went 74 yards on the first play of the drive and scored the touchdown on fourth and goal from the one.

Auburn mounted its only scoring drive of the game, going 67 yards in five short plays in the second quarter. A 36-yard halfback pass from Mickey Zofko to Frederick finished the drive. The Tigers seemed to take the momentum into the locker room after blocking a Cougar 25-yard field goal attempt, late in the quarter.

Auburn	0	7	0	0	—	7
Houston	7	9	6	14	—	36

	AU	UH
First Downs	14	25
Rushing Yards	1	376
Passing Yards	188	140
Passing (C-A-I)	13-37-2	10-19-2
Total Offense	189	516
Punts-Avg.	6-36.8	2-42.5
Penalty Yards	26	63

RUSHING: (UH) Strong 34-184, Heiskell 10-70; (AU) Zofko 18-31, Clark 7-32, Sullivan 5-(41), Traylor 1-(11).

PASSING: (UH) Mullins 9-17-2-120 1TD, Clark 1-2-0-20 0 TD; (AU) Sullivan 10-30-1-132 0 TD, Zofko 1-1-0-36 1 TD, Traylor 2-5-0-20, Eisenacker 0-1-1-0.

RECEIVING: (UH) Wright 4-62, Thomas 2-35, Odoms 2-19, Mozisek 1-20 1 TD, Achey 1-4; (AU) Beasley 6-76, Fredericks 3-59 1 TD, Clark 2-25, Schmalz 1-17, Ross 1-11

Attendance: 55, 203

But Houston took command early in the second half. After receiving the second half kickoff, the Cougars marched 73 yards in eight rushing plays and scored when Ted Heiskell cracked over from the one yard line. The two-point conversion attempt failed and Houston led 22-7. Auburn drove to the Houston 28-yard line before a Rat Riley 45-yard field goal was blocked. Auburn never recovered.

1971 Gator Bowl



Ole Miss 28
Auburn 35
 January 2, 1971
 Gator Bowl
 Jacksonville, Florida

This game was billed as the "Battle of the Quarterbacks," and it was that and more. Auburn had Pat Sullivan, heir apparent to the Heisman Trophy the next year, and Ole Miss had Archie Manning, one of the top QBs

in SEC history.

Auburn started off quickly as it was the familiar combination of Sullivan to Terry Beasley for a 13-yard scoring strike with just over three minutes gone in the game. Auburn scored twice more before Ole Miss could retaliate. Sullivan connected with Alvin Bresler for an eight-yard touchdown pass. On the first play from scrimmage after the kickoff, Auburn recovered a Rebel fumble and went up 21 points as Sullivan executed the quarterback draw for 37 yards and a touchdown.

Manning led a Rebel comeback by directing his team to a 79-yard, 10-play drive capping it off with a one-yard run. Manning later connected with Floyd Franks on a 34-yard touchdown pass to cut Auburn's lead to 21-14 at the half.

A 42-yard, Sullivan-to-Beasley pass set up Auburn's first score in the second half, as Mickey Zofko hit off right tackle for a six yard touchdown run early in the third quarter. Manning led his team back again with a 42-yard run to put the Rebels at the Auburn 23-yard line.

Auburn's final score came on a Larry Willingham 55-yard punt return with only nine seconds remaining in the third quarter, to take the Tigers to a 35-21 advantage.

Manning was again the key to the Rebels final score as he scrambled for a 37-yard gain to the Auburn 34. From there Chumbler went over from the one to cut the Tigers' lead to seven.

Ole Miss	0	14	7	7	—	28
Auburn	14	7	14	0	—	35

	OM	AU
First Downs	21	23
Rushing Yards	209	208
Passing Yards	256	351
Passing (C-A-I)	23-39-1	27-44-1
Total Offense	465	559
Punts-Avg.	6-47.3	4-40.5
Fumbles/Lost	3/2	5/3
Penalty-Yards	2-13	6-63

RUSHING: (OM) Manning 11-95 1 TD, Ainsworth 11-68, Porter 6-31, Reed 4-16, Knight 1-5, Havard 1-0, Chumbler 4-(-6); (AU) Clark 14-108, Sullivan 10-35, Zofko 11-23, Unger 2-34, Lowry 2-4, Beasley 1-4.

PASSING: (OM) Manning 19-28-1-180 1 TD, Chumbler 4-11-0-76 1 TD; (AU) Sullivan 27-43-1-351 2 TD, Zofko 0-1-0, 0.

RECEIVING: (OM) Poole 9-111 1 TD, Franks 7-78 1 TD, Sluddard 4-48, Ainsworth 3-19; (AU) Beasley 8-143 1 TD, Clark 7-23, Bresler 4-102 TD, Ross 4-37, Zofko 2-16, Lowry 1-25, Schmalz 1-5.

Attendance: 71,136

Auburn Bowl History

1972 Sugar Bowl



Auburn 22
Oklahoma 40
 January 1, 1972
 Tulane Stadium
 New Orleans, Louisiana

The game was not as close as the score indicated and the score was bad enough. Auburn's long-dreamed-of, much-hoped-for trip to the Sugar Bowl turned into a nightmare as the Oklahoma Sooners, capitalizing on three first half turnovers, executed their wishbone offense to perfection in building up a 31-0 halftime lead before cruising back to Norman with a 40-22 win.

The Sooners took the opening kickoff 77 yards in 13 plays and ran off over six minutes on the clock as they scored their first touchdown of the day on a Leon Crosswhite four-yard run, giving Oklahoma a quick 6-0 lead. The option was working to perfection five minutes later as quarterback Jack Mildren kept the ball for a five-yard touchdown run. A 71-yard punt return for a touchdown by Joe Wylie following Auburn's next possession opened the flood gates. Mildren scored twice more before the half on runs of four and seven yards to complete the first half whitewash and head into the locker room with a 31-0 lead.

After a 53-yard field goal by the Sooners, Auburn finally got on the scoreboard when Harry Unger dove over right guard from the one yard line. Oklahoma again scored on the option, this time Greg Pruitt sweeping around the left side from two yards out to make the score 40-7.

Two Oklahoma fumbles set up the Tigers' last two scores as Sullivan connected with Sandy Cannon for an 11 yard touchdown pass and Unger again dove over from the one yard line. Final score, Oklahoma 40 - Auburn 22.

Oklahoma	19	12	3	6	—	40
Auburn	0	0	7	15	—	22

OU - Crosswhite 4 run (kick failed), 4:01, 1st
 OU - Mildren 5 run (Carroll kick), 3:05, 1st
 OU - Wylie 71 punt return (pass failed), 1:55, 1st
 OU - Mildren 4 run (run failed), 3:28, 2nd
 OU - Mildren 7 run (pass failed), 0:47, 2nd
 OU - Carroll 53 FG, 8:57, 3rd
 AU - Unger 1 run (Jett kick), 7:54, 3rd
 OU - Pruitt 2 run (kick failed), 9:25, 4th
 AU - Cannon 11 pass from Sullivan (Jett kick), 3:44, 4th
 AU - Unger 1 run (Beck run), 2:45, 4th

	OU	AU
First Downs	28	15
Rushing Yards	439	40
Passing Yards	11	250
Passing (C-A-I)	1-4-0	20-45-2
Total Offense	450	290
Punts-Avg.	5-35.4	5-45.2
Fumbles/Lost	5/2	4/1
Penalty-Yards	3-12	0-0

RUSHING: (OU) Mildren 30-149 3 TD, Pruitt 18-95 1 TD, Crosswhite 17-78, 1 TD, Bell 5-37, Welch 6-27, Wylie 5-25, Marshall 2-18, Stokely 2-18, Harrison 2-(8); (AU) Unger 6-38 2 TD, Lowry 5-12, Henley 5-8, Sullivan 3-(18).

PASSING: (OU) Mildren 1-4-0-11; (AU) Sullivan 20-44-1-250 1 TD, Beasley 0-1-0-0.

RECEIVING: (OU) Chandler 1-11; (AU) Beasley 6-117, Unger 5-36, Schmalz 3-52, Henley 3-28, Cannon 1-11 1 TD, Lowry 1-6, Robinette 1-0.

Attendance: 84,031

1972 Gator Bowl



Auburn 24
Colorado 3
 December 30, 1972
 Gator Bowl
 Jacksonville, Florida

No one gave Auburn much of a chance in this the 28th Annual Gator Bowl Classic. The Colorado Buffaloes were bigger, stronger and said to be quicker and meaner. Auburn lost its starting quarterback Randy Walls, to a knee injury at the start of the bowl practice and had to bring on virtually unknown and untested Wade Whatley to lead the offense. Those experts who didn't think Auburn had a chance just didn't know these Tigers. The Tigers were predicted to finish with a 2-9 record against the nation's toughest schedule. Instead they finished with a 10-1 record and earned the nickname "The Amazin's" because they never seemed to know the odds and they never admitted defeat. The Tigers defeated No. 2 ranked and unbeaten Alabama 17-16 after blocking two consecutive punts for touchdowns in the final minutes of the game. Coach "Shug" Jordan called "The Amazin's" his favorite team.

Gardner Jett opened the Tiger scoring in the Gator Bowl with a 27-yard field goal early in the second quarter of action. A Colorado fumble on the ensuing possession gave the ball to the Tigers on the Buffalo 16-yard line. Five plays later, Whatley slid over from the one for Auburn's first touchdown.

Auburn's second touchdown of the game came with just over six minutes to play in third quarter when the Tigers executed the halfback pass to perfection. Mike Fuller received the pitch from Whatley and connected with Rob Spivey for a 22-yard score capping a six-play, 56-yard drive. Colorado scored its only points of the game on a 33-yard Fred Lima field goal with 7:30 left to play in the game which ended an 80-yard 14-play drive.

The Tigers retaliated with a fake field goal that resulted in Auburn's final score. Holder Dave Beck took the snap, straightened up and threw to Dan Nugent for a 16-yard touchdown with one minute left to play to make the final score.

Colorado	0	0	0	3	—	3
Auburn	0	10	7	7	—	24

AU - Jett 52 FG, 14:16, 2nd
 AU - Whatley 1 run (Jett kick), 12:00, 2nd
 AU - Spivey 22 pass from Fuller (Jett kick), 3:32, 3rd
 CU - Lima 33 FG, 7:31, 4th
 AU - Nugent 16 pass from Beck (Jett kick), 1:10, 4th

	CU	AU
First Downs	14	13
Rushing Yards	63	153
Passing Yards	204	80
Passing (C-A-I)	20-33-2	5-8-0
Total Offense	267	233
Punts-Avg.	5-39.8	7-40.7
Fumbles/Lost	3/2	3/1
Penalty-Yards	5-47	4-30
Time of Possession	25:05	34:55

RUSHING: (CU) Matthews 8-34, Davis 14-12, Johnson 6-10, Campbell 1-7; (AU) R.Fuller 12-72, Linderman 15-37, Henley 18-24, Whatley 13-20 1 TD.

PASSING: (CU) Johnson 17-29-2-169, Duenas 3-4-0-35; (AU) Whatley 3-6-0-42, M.Fuller 1-1-0-22 1 TD, Beck 1-1-0-16 1 TD.

RECEIVING: (CU) Davis 7-10, Cain 4-45, Keyworth 3-55, Elwood 3-49, Collier 2-43, Campbell 1-2; (AU) Spivey 1-22 1 TD, Cannon 1-17, Nugent 1-16 1 TD, Henley 1-13, Gates 1-12.

Attendance: 71,114

Auburn Bowl History

1973 Sun Bowl



Auburn 17
Missouri 34

December 29, 1973
Sun Bowl
El Paso, Texas

Missouri's defense kept Auburn's offense off balance from the opening kickoff and stormed away with a 34-17 win in the 39th Annual Sun Bowl.

Auburn was able to score first following a Missouri fumble which

Auburn's Rusty Deen recovered at the Missouri 49. Auburn's seven play drive could only muster 30 yards and the Tigers settled for a 35-yard Roger Pruett field goal.

After an exchange of punts, Missouri recovered an Auburn fumble at the AU 35-yard line. One play later, Missouri had the lead as quarterback Chuck Link passed to John Kelsey for the TD.

Missouri scored again one minute later following another Auburn fumble. Ray Bybee scored on a two-yard run capping a three-play, 24-yard drive.

Missouri continued to move the ball, scoring on a 10 play 48-yard drive, with Ray Smith connecting with Kelsey from two yards for his second touchdown, and a 21-3 Missouri lead.

With 3:08 to play in the first half, Auburn started on its only real offensive threat of the game. Quarterback Phil Gargis passed to Thomas Gossom from 17 yards out. Only eight seconds remained in the half and Auburn had cut the lead to 21-10.

On the ensuing kickoff, Missouri's John Moseley took the ball 84 yards for the touchdown. Missouri went to the locker room with a comfortable 28-10.

Missouri opened the second half scoring on a five-play, 33-yard drive that began after recovering an Auburn fumble. Smith found Jim Sharp in the corner of the endzone on a 14-yard scoring strike to make Missouri's lead 34-10.

Auburn	0	10	7	0	—	17
Missouri	0	28	6	0	—	34

AU - Pruett 35 FG, 13:39, 2nd
 MU - Kelsey 35 pass from Link (Hill kick), 10:14, 2nd
 MU - Bybee 2 run (Hill kick), 9:16, 2nd
 MU - Kelsey 2 pass from Smith (Hill kick), 3:08, 2nd
 AU - Gossom 17 pass from Smith (Pruett kick), 0:08, 2nd
 MU - Moseley 84 kickoff return (Hill kick), 0:00, 2nd
 AU - Sharp 15 pass from Smith (kick failed), 4:11, 3rd
 AU - Gossom 32 pass from Gargis (Pruett kick), 0:34, 3rd

	AU	MU
First Downs	11	20
Rushing Yards	113	295
Passing Yards	120	95
Passing (C-A-I)	7-15-1	7-14-1
Total Offense	233	390
Punts-Avg.	6-45.7	6-37.0
Fumbles/Lost	5/4	4/1
Penalty-Yards	1-5	2-29

RUSHING: (AU) McIntyre 10-46, Neel 7-26, Fuller 5-11, Linderman 3-9, Harbuck 2-9, Gargis 8-6, Ward 1-5, Whatley 5-1; (MU) Bybee 27-127 1 TD, Reamon 23-110, Moss 6-23, Smith 5-18, Muse 1-16, Kelsey 2-14, Mulkey 3-4, Cook 1-2.

PASSING: (AU) Gargis 7-15-1-20 2 TD; (MU) Smith 7-12-0-60 2 TD, Link 1-2-1-35 1 TD.

RECEIVING: (AU) Spivey 3-56, Gossom 2-39 2 TD, Arnold 1-10, McIntyre 1-5; (MU) Kelsey 2-37 2 TD, Sharp 2-26 1 TD, Reamon 2-22, Bybee 2-11.

Attendance: 30,127

1974 Gator Bowl



Texas 3
Auburn 27

December 30, 1974
Gator Bowl
Jacksonville, Florida

The Auburn Tigers made their sixth Gator Bowl appearance, and their third in five years, a success when they defeated the Darrell Royal-coached Texas Longhorns 27-3. Had not Auburn fumbled seven times, a bowl record, the score might have

been even more embarrassing as the Tigers dominated from the opening kickoff.

The Tigers stopped the Longhorns on the Texas four-yard line following the opening kickoff and Texas never seemed to recover. Auburn got its first chance with the ball at its 40-yard line and promptly drove 60 yards for its first touchdown. The drive was capped when quarterback Phil Gargis connected with Ed Butler for a seven-yard score.

A Longhorn fumble gave the Tigers the ball at the Texas 27. Two Mitzi Jackson runs covered the distance to the endzone as Auburn went up 14-0 with only nine minutes gone in the game.

Texas started a drive on their own 23-yard line. The Longhorns moved the ball to the Auburn 18-yard line, behind the running of freshman running back, Earl Campbell, before the drive sputtered.

The Longhorns settled for a Billy Scott 35-yard field goal with 1:00 left to play in the first quarter and Auburn led 14-3.

When Texas tried to punt the ball away from inside their own 10-yard line, Auburn's Jim McKinney blocked the punt out of the endzone for a safety.

Auburn scored its final points in the fourth quarter. Gargis passed to Butler for 14 yards and a touchdown for one score. The Tiger 29-yard drive was set up by a Mike Fuller interception of a Texas pass. Gargis passed to Dan Nugent for the two-point conversion. Chris Wilson kicked a 28 yard field goal with 0:09 showing on the game clock.

Texas	3	0	0	0	—	3
Auburn	14	2	0	11	—	27

AU - Butler 7 pass from Gargis (Wilson kick), 8:08, 1st
 AU - Jackson 2 run (Wilson kick), 6:25, 1st
 UT - Schott 35 FG, 0:59, 1st
 AU - Safety, punt blocked through endzone, 6:38, 2nd
 AU - Butler 14 pass from Gargis (Gargis pass to Nugent), 5:34, 4th
 AU - Wilson 28 FG, 0:09, 4th

	UT	AU
First Downs	14	19
Rushing Yards	203	256
Passing Yards	98	70
Passing (C-A-I)	10-21-3	7-13-2
Total Offense	301	326
Punts-Avg.	4-28.8	2-45.5
Fumbles/Lost	5/4	7/5
Penalty-Yards	5-37	6-70
Time of Possession	28:06	31:54

RUSHING: (UT) Campbell 23-91, Akins 11-40, Wyatt 5-33, Clayburn 5-21, Ingram 1-13, Walker 1-3, Pressley 3-2; (AU) McIntyre 19-89, Jackson 10-64 1 TD, Gargis 14-51, Neel 6-24, Burks 4-16, Henley 1-5, Gates 1-4, Harbuck 1-3, Ward 1-2, Vacarella 3(-2).

PASSING: (UT) Akins 9-16-1-70, Pressley 1-5-2-28; (AU) Gargis 6-11-2-60 2 TD, Vacarella 1-1-0-10, Neel 0-1-0-0.

RECEIVING: (UT) Clayburn 3-16, Ingram 2-19, Padgett 2-15, Thompson 1-28, Samford 1-14, Wyatt 1-8; (AU) Nugent 2-22, Butler 2-21 2 TD, Neel 1-15, Henley 1-10, Gossom 1-2.

Attendance: 63,811

Auburn Bowl History

1982 Tangerine Bowl



Boston College 26
Auburn 33

December 18, 1982
Tangerine Bowl
Orlando, Florida

The Auburn Tigers, 8-3 on the year and yearning for national recognition, defeated Boston College 33-26 before a sellout crowd of 51,296 in the Tangerine Bowl. The Tigers faced one of the nation's best passers in BC quarterback Doug Flutie, but in the

end it was Auburn, not Boston College, who lived by the pass. Auburn QB Randy Campbell was named the game's Most Valuable Player, narrowly edging teammates Lionel James who gained 101 yards on 18 carries, and Mark Dorminey, who intercepted one of Flutie's passes and was the game's most valuable defensive player. The Tigers traveled by land as well as air. Ten Auburn backs carried the foot-

BC	7	3	0	16	—	26
Auburn	3	20	10	0	—	33

BC - Flutie 5 run (Snow kick), 10:49, 1st
 AU - Del Greco 19 FG, 5:07, 1st
 AU - Jackson 1 run (Del Greco kick), 11:34, 2nd
 AU - Howell 2 run (Del Greco kick), 4:49, 2nd
 BC - Snow 34 FG, 3:41, 2nd
 AU - Jackson 6 run (pass failed), 0:46, 2nd
 AU - Del Greco 23 FG, 8:44, 3rd
 AU - Pratt 15 run (Del Greco kick), 1:10, 3rd
 BC - Nizolek 2 pass from Flutie (Flutie pass to Nizolek), 10:55, 4th
 BC - Brennan 16 pass from Flutie (Flutie run), 0:00, 4th

	BC	AU
First Downs	24	27
Rushing Yards	115	313
Passing Yards	299	177
Passing (C-A-I)	22-38-2	10-16-1
Total Offense	414	490
Punts-Avg.	3-34.3	2-32.0
Fumbles/Lost	3/3	4/1
Penalty-Yards	2-38	3-30
Time of Possession	24:47	35:13

RUSHING: (BC) Stradford 15-67, Krystoforski 3-19, Brennan 1-17, Flutie 14-12 1 TD, Bell 1-0; (AU) James 17-101, Jackson 14-64 2 TD, Pratt 9-59, Evans 2-30, C.Campbell 2-21, R.Campbell 9-17, O'Neal 7-17, Walker 1-3, Howell 1-2, Washington 2-(-1).

PASSING: (BC) Flutie 22-38-2-299 2 TD; (AU) R.Campbell 10-16-1-177.

RECEIVING: (BC) Brennan 7-149 1 TD, Phelan 4-69, Nizolek 3-12 1 TD, Schoen 2-19, Krystoforski 2-15, Stradford 2-13, Zdanek 1-23, Blestek 1-(-1); (AU) Woods 3-67, Edwards 3-55, Beauford 1-34, West 1-14, Jackson 1-11, Walker 1-(-4).

Attendance: 51,296

ball, with James' 101 yards and Bo Jackson's two touchdowns leading the way. In all, Auburn gained 490 yards against BC; 313 rushing, 177 passing. Auburn led 23-10 at the half and stretched the lead to 33-10 before Boston College mounted a comeback against Auburn reserves. The Eagles scored on the last play of the game for the 33-26 final.

1984 Sugar Bowl



Michigan 7
Auburn 9

January 2, 1984
Louisiana Superdome
New Orleans, Louisiana

Al Del Greco's 19-yard field goal with 23 seconds remaining in the game gave Auburn a hard fought 9-7 win over Michigan and its first Sugar Bowl Championship.

It was Del Greco's third field goal of the night as the Coral Gables, Fla., senior accounted for all of Auburn's scoring. In addition to the game winner, Del Greco had kicks of 31 and 32 yards.

Auburn's Bo Jackson was the game's leading rusher, gaining 130 yards on 22 carries. Jackson, closing out a brilliant sophomore season which saw him become a consensus All-American, was named winner of the Miller-Digby Trophy as the game's outstanding player.

Auburn's winning drive covered 60 yards in 16 plays. The Tigers took possession on their own 39 with 7:44 left in the game. The ball was on the Michigan one when Auburn elected to kick the field goal rather than go for a touchdown on fourth and one.

Michigan	7	0	0	0	—	7
Auburn	0	0	3	6	—	9

UM - S.Smith 4 run (Bergerno kick), 7:30, 1st
 AU - Del Greco 31 FG, 6:17, 3rd
 AU - Del Greco 32 FG, 8:51, 4th
 AU - Del Greco 19 FG, 0:23, 4th

	UM	AU
First Downs	12	21
Rushing Yards	118	301
Passing Yards	125	21
Passing (C-A-I)	9-25-1	2-6-1
Total Offense	243	322
Punts-Avg.	8-38.3	4-42.0
Fumbles/Lost	2/1	4/3
Penalty-Yards	6-49	3-15
Time of Possession	22:28	37:32

RUSHING: (UM) Rogers 17-86, S.Smith 9-14 1 TD, Garrett 5-18; (AU) Jackson 22-130, Agee 16-93, James 18-83, Collins 2-1, Campbell 9-(-6).

PASSING: (UM) S.Smith 9-25-1-125; (AU) Campbell 2-6-1-21.

RECEIVING: (UM) Markray 3-68, Bean 3-32, Nelson 3-20; (AU) James 1-15, Jackson 1-6.

Attendance: 77,893

Coach Pat Dye's Tigers finished with an 11-1 record, the SEC Championship, and a third place national ranking in the AP, UPI and USA Today polls. The New York Times computer poll ranked the Tigers No. 1 based on results and schedule difficulty. Auburn's 1984 opponents averaged winning 70 percent of their games, not counting the games with Auburn.

Auburn Bowl History

1984 Liberty Bowl



Auburn 21
Arkansas 15
 December 27, 1984
 Liberty Bowl Memorial Stadium
 Memphis, Tennessee

Halfback Bo Jackson closed out his injury-shortened junior season with a Liberty Bowl MVP performance against the Razorbacks of Arkansas. Jackson gained 88 yards on 18 carries and scored two touchdowns, with his final score the difference in the game.

Arkansas scored first with 7:27 in the first quarter on a 31-yard field goal by Greg Horne. But with 3:00 left in the first period, Jackson capped off an 80-yard drive as he scored on a 2-yard run. Robert McGinty's PAT attempt was no good.

Auburn scored again before the first quarter was over when freshman cornerback Kevin Porter stepped in front of Arkansas quarterback Brad Taylor's intended receiver and raced 35 yards for a touchdown. Quarterback Pat Washington ran in for the two-point conversion. Porter's interception was the first of four interceptions the Auburn defense recorded in the game.

Arkansas made the score 14-9 with 11:56 remaining in the game when fullback Marshall Foreman scored from two yards out, three plays after Arkansas had recovered an Auburn fumble on the Tiger 6-yard line. The Hogs' two-point attempt failed.

Auburn	14	0	0	7	—	21
Arkansas	3	0	0	12	—	15

UA - Horne 31 FG, 7:27, 1st
 AU - Jackson 2 run (kick failed), 3:00, 1st
 AU - Porter 35 interception return (Washington run), 1:17, 1st
 UA - Foreman 2 run (pass failed), 11:56, 4th
 AU - Jackson 39 run (Knapp kick), 5:38, 4th
 UA - Shibest 25 pass from Taylor (kick blocked), 3:10, 4th

	AU	UA
First Downs	13	20
Rushing Yards	168	130
Passing Yards	84	226
Passing (C-A-I)	5-15-0	19-40-4
Total Offense	252	356
Punts-Avg.	9-37.9	4-38.3
Fumbles/Lost	1/1	0/0
Penalty-Yards	8-56	8-60
Time of Possession	29:42	30:18

RUSHING: (AU) Jackson 18-88 2 TD, Agee 4-29, Campbell 2-21, Ware 6-14, Jessie 3-9, Fullwood 11-4, Washington 3-4, Burger 1-1, Mann 1-(-2); **(UA)** Foreman 15-62 1 TD, Thomas 9-56, Forte 1-11, Edmonds 3-8, Tatum 1-3, Nutt 1-1, Taylor 7-(-11).
PASSING: (AU) Washington 5-12-0-84, Burger 0-2-0-0, Mann 0-1-0-0; **(UA)** Taylor 18-34-2-201 1 TD, Nutt 1-6-2-25.
RECEIVING: (AU) Jackson 1-25, Beauford 1-24, Gainous 1-17, Weygand 1-10, Collins 1-8; **(UA)** Edmonds 10-68, Shibest 5-84 1 TD, Young 1-32, White 1-24, Lueders 1-15, Miller 1-3.

Attendance: 50,180

1986 Cotton Bowl



Auburn 16
Texas A&M 36
 January 1, 1986
 Cotton Bowl
 Dallas, Texas

Auburn took its 8-3 regular season record to Dallas, Texas, to face SWC Champion Texas A&M in the 50th annual Cotton Bowl Classic. The bowl marked the fourth-consecutive bowl game for the Tigers and the fulfillment of a commitment by the players

to play in a New Year's Day contest.

Heisman Trophy winner Bo Jackson's five-yard touchdown burst early in the first quarter gave the Tigers an early 7-0 lead, but two score by the Aggies gave A&M the lead, 12-7, at the end of the first period.

With 8:28 remaining in the first half, Jackson took a pass from QB Pat Washington and raced 73 yards for a touchdown to again give Auburn the lead 13-12. But a 26-yard field goal by Aggie PK Scott Slater with 50 seconds remaining in the half would give Texas A&M the lead for good.

Auburn	7	6	3	0	—	16
Texas A&M	12	3	6	15	—	36

AU - Jackson 5 run (C.Johnson kick), 13:52, 1st
 A&M - H.Johnson 11 run (kick failed), 6:12, 1st
 A&M - Woodside 22 run (pass failed), 3:00, 1st
 AU - Jackson 73 pass from Washington (run failed), 8:28, 2nd
 A&M - Slater 26 FG, 0:50, 2nd
 A&M - Tony 21 run (pass failed), 12:13, 3rd
 AU - C.Johnson 26 FG, 7:19, 3rd
 A&M - Woodside 9 pass from Murray (Bernstine run), 2:22, 4th
 A&M - Toney 1 run (Slater kick), 0:03, 4th

	AU	A&M
First Downs	16	21
Rushing Yards	198	186
Passing Yards	154	292
Passing (C-A-I)	7-17-2	16-26-1
Total Offense	352	478
Punts-Avg.	5-43.8	5-45.0
Fumbles/Lost	2/1	1/1
Penalty-Yards	1-5	5-45
Time of Possession	30:46	29:14

RUSHING: (AU) Jackson 31-129 1 TD, Agee 5-36, Ware 8-31, Fullwood 5-25, Washington 5-(-23); **(A&M)** Toney 17-72 1 TD, Vick 15-67, Woodside 3-32, 1 TD, H.Johnson 5-22 1 TD, Nelson 1-2, Murray 4-(-9).

PASSING: (AU) Washington 2-7-0-82 1 TD, Burger 5-10-2-72; **(A&M)** Murray 16-26-1-292 1 TD.

RECEIVING: (AU) Jackson 2-73 1 TD, Parks 2-32, Weygand 1-31, Agee 1-9, Tillman 1-9; **(A&M)** Bernstine 6-108, Woodside 3-88 1 TD, Walker 3-40, Thompson 1-19, Nelson 1-14, Harris 1-13, Webb 1-10.

Attendance: 73,137

Auburn Bowl History

1987 Citrus Bowl



Auburn 16
Southern Cal 7

January 1, 1987
Florida Citrus Bowl
Orlando, Florida

Auburn's January 1 date with Southern California in Orlando's Citrus Bowl marked the fifth consecutive bowl game for the Tigers, the third New Year's Day Bowl.

The Tigers' 9-2 regular season had left them one victory shy of becoming

only the fifth team in Auburn history to win 10 games in a single season. Auburn's all-time football record stood at 499 victories. A 16-7 triumph over USC, the nation's winningest bowl team, gave the Tigers their 10-2 record and the 500th all-time Auburn win.

USC was the first on the scoreboard when linebacker Marcus Cotton intercepted a Jeff Burger pass and returned it 24 yards for a Trojan touchdown. But that would be the only points USC would score the rest of the day.

In the second period, the Tigers culminated an 80-yard drive with Burger hitting tight end Walter Reeves with a three-yard touchdown pass. With 1:30 remaining in the first half, All-America tailback Brent Fullwood ran in from four yards out for a score. PK Chris Knapp kicked his second PAT of the quarter to give Auburn a 14-7 lead.

With 4:48 left, OLB Aundray Bruce hit USC QB Rodney Peete in the backfield, causing a fumble which was recovered by a teammate, Nate Hill on the Auburn 48-yard line.

The Auburn defense held strong throughout the second half. In the fourth quarter, Auburn DT Tracy Rocker dropped Peete for a 13-yard sack and a safety, making the score 16-7.

Bruce, who recorded three QB sacks and caused a fumble which set up an Auburn scoring drive, was voted the overall Citrus Bowl MVP.

Auburn finished the season ranked sixth in the nation in the final AP poll and eighth in the UPI rankings.

Southern Cal	7	0	0	0	—	7
Auburn	0	14	0	2	—	16

USC - Cotton 24 pass interception (Shafer kick), 10:17, 1st
AU - Reeves 3 pass from Burger (Knapp kick), 8:04, 2nd
AU - Fullwood 4 run (Knapp kick), 1:30, 2nd
AU - Safety, Peete tackled by Rocker in endzone, 8:35, 4th

	USC	AU
First Downs	10	19
Rushing Yards	44	200
Passing Yards	113	90
Passing (C-A-I)	12-31-4	8-18-2
Total Offense	157	290
Punts-Avg.	4-41.5	8-37.9
Fumbles/Lost	1/1	2/2
Penalty-Yards	6-40	9-84
Time of Possession	23:00	37:00

RUSHING: (USC) Holt 9-34, Knight 8-9, Emanuel 3-4, Peete 10(-3); **(AU)** Fullwood 28-152 1 TD, Harris 12-31, Jessie 10-23, Bolton 1-9, Agee 2-7, Joseph 3-6, Ware 2-3, Burger 4(-31).

PASSING: (USC) Peete 12-30-4-113, Tanner 0-1-0-0; **(AU)** Burger 8-18-2-90 1 TD.

RECEIVING: (USC) Affholter 6-66, White 1-17, Green 1-8, Jackson 1-8, McKee 1-8, Tanner 1-4, Knight 1-2; **(AU)** Reeves 3-23 1 TD, Gainous 2-40, Fullwood 2-15, Harris 1-12.

Attendance: 51,113

1988 Sugar Bowl



Syracuse 16
Auburn 16

January 1, 1988
Louisiana Superdome
New Orleans, Louisiana

A 9-1-1 regular-season record and the 1987 Southeastern Conference championship earned the Tigers a trip to New Orleans and a January 1 date with unbeaten Syracuse in the USF&G Sugar Bowl.

Sophomore place-kicker Win Lyle's 30-yard field goal with one second remaining in the game gave the Sugar Bowl the first tie in its 54-year history, a 16-16 deadlock.

The game that matched the best of the South against the best of the East — the sixth-ranked Tigers and the fourth-ranked Orangemen. Auburn's first touchdown was set up on a 58-yard flanker reverse pass from wide receiver Duke Donaldson to wide receiver Lawyer Tillman. With 5:45 remaining in the first quarter, quarterback Jeff Burger hit Tillman for a 17-yard score.

The Tigers held a 10-7 lead at halftime, but the Orangemen tied it at 10-10 by the end of the third quarter. Syracuse place-kicker Tim Vesling booted field goals of 32 and 38 yards in the fourth quarter while Auburn's Lyle was good on tries of 41 and 30 yards, the final kick tying the game for good.

Tillman, the game's leading receiver with six catches for 125 yards, was named the game's offensive MVP by ABC-TV.

The trip to New Orleans was Auburn's fourth New Year's Day bowl game in five years.

Syracuse	0	7	3	6	—	16
Auburn	7	3	0	6	—	16

AU - Tillman 17 pass from Burger (Lyle kick), 5:47, 1st
SU - Glover 12 pass from McPherson (Vesling kick), 14:54, 2nd
AU - Lyle 40 FG, 0:47, 2nd
SU - Vesling 27 FG, 5:34, 3rd
AU - Lyle 41 FG, 13:27, 4th
SU - Vesling 32 FG, 8:53, 4th
SU - Vesling 38 FG, 2:04, 4th
AU - Lyle 30 FG, 0:01, 4th

	SU	AU
First Downs	23	14
Rushing Yards	174	41
Passing Yards	140	229
Passing (C-A-I)	11-21-0	25-34-1
Total Offense	314	270
Punts-Avg.	5-35.6	6-44.8
Fumbles/Lost	2/0	1/0
Penalty-Yards	2-20	5-43
Time of Possession	37:35	22:25

RUSHING: (SU) Orummon 17-82, Johnston 14-50, McPherson 20-31, Owens 4-11; **(AU)** Danley 13-42, Ware 4-3, Weygand 1(-2), Burger 4(-2).

PASSING: (SU) McPherson 11-21-0-140 1 TD; **(AU)** Burger 24-33-1-171 1 TD, Donaldson 1-1-0-58.

RECEIVING: (SU) Glover 6-91 1 TD, Kane 2-30, Kelly 1-8, Johnston 1-6, Drummond 1-5; **(AU)** Danley 7-34, Tillman 6-125 1 TD, Donaldson 4-14, Reeves 3-20, Weygand 2-15, Ware 2-0, Bolton 1-15.

Attendance: 75,495

Auburn Bowl History

1989 Sugar Bowl



Florida State 13
Auburn 7

January 2, 1989
Louisiana Superdome
New Orleans, Louisiana

Auburn lost to Florida State 13-7 in one of the most exciting Sugar Bowls ever played.

The Tigers spotted FSU a 13-0 lead early in the second quarter, then came roaring back and almost overtook the Seminoles in the final seconds of the

game.

Seminole tailback Sammie Smith became the first back in more than two years to gain 100 yards rushing against Auburn.

Then the Tigers began their run. Auburn scored on a 20-yard pass from Reggie Slack to All-America tight end Walter Reeves to cut the

FSU lead to six points.

The Tigers had another first half threat when linebacker Smokey Hodge intercepted an FSU pass and returned it to the FSU 25, but a fumble at the 12 cost Auburn a scoring opportunity.

Time and time again in the second half, the Auburn defense stopped Florida State scoring threats, and with three minutes left, the Tigers began their move to glory from their own four-yard line.

Auburn converted three fourth down plays as it moved down field, but with five seconds left, an intercepted pass ended Auburn's hopes of victory and gave Auburn a 1-1-1 record in three Sugar Bowl appearances under Coach Pat Dye.

Florida St.	10	3	0	0	—	13
Auburn	0	7	0	0	—	7

FSU - D. Williams 2 run (Andrews kick), 9:48, 1st
FSU - Mason 35 FG, 5:57, 1st
FSU - Mason 31 FG, 11:00, 2nd
AU - Reeves 20 pass from Slack (Lyle kick), 4:09, 2nd

	FSU	AU
First Downs	21	18
Rushing Yards	148	108
Passing Yards	157	162
Passing (C-A-I)	14-27-1	19-33-3
Total Offense	305	270
Punts-Avg.	4-35.0	4-35.8
Fumbles/Lost	2/1	3/2
Penalty-Yards	6-45	5-65
Time of Possession	33:35	26:25

RUSHING: (FSU) Smith 24-115, Carter 7-25, Williams 7-16 1 TD, Butts 1-6, Floyd 1-5, Dawsey 1-0, S. Ferguson 6-(-19); **(AU)** Danley 19-68, Joseph 8-47, Harris 4-6, Weygand 1-(-4), Slack 4-(-9).

PASSING: (FSU) S. Ferguson 14-26-1-157, Johnson 0-1-0-0; **(AU)** Slack 19-33-3-162 1 TD.

RECEIVING: (FSU) Anthony 3-47, Carter 3-25, O'Malley 2-31, Williams 2-20, Dawsey 2-10, Johnson 1-16, Butts 1-8; **(AU)** Taylor 5-35, Danley 5-2, Tillman 4-48, Weygand 3-40, Reeves 2-37 1TD.

Attendance: 61,934

1990 Hall of Fame Bowl



Ohio State 14
Auburn 31

January 1, 1990
Tampa Stadium
Tampa, Florida

Reggie Slack led the No. 9-ranked Tigers to victory on New Year's Day as they defeated the Ohio State Buckeyes. Auburn started off slow with Slack throwing two interceptions in the first minutes of play. But when Stacy Danley got the wind knocked out of

him, the Tigers began playing a different game.

With the Buckeyes leading 14-3 in the second quarter, Shane Wasden returned a punt 34 yards to Ohio State's 33. As the clock was ticking down, Slack threw 11 yards to Greg Taylor for a touchdown.

In their first three possessions in the second half, the Tigers scored three times and led OSU 31-14. The big drive came in the second possession of third quarter with Auburn winning 17-14. The Tigers went 80 yards in 16 plays. On third and 11 at the OSU 41, Slack threw to

Wasden for nine yards. He then threw to Alexander Wright on fourth and 2. Finally, three plays later, Slack raced up the middle seven yards for a touchdown with 8:33 to go in the game.

Auburn clinched the win with a 32-yard drive at the end of the game. When Ohio State failed at a fake punt attempt, Auburn used it to its advantage. Slack threw to Casey for a two-yard touchdown, putting the Tigers out of reach.

Reggie Slack was MVP of the game. He completed 16 of 22 passes for 141 yards, three touchdowns and rushed for a touchdown. Auburn ended the season with a 10-2 record.

Ohio State	7	7	0	0	—	14
Auburn	3	7	7	14	—	31

OSU - Snow 1 run (O'Morrow kick), 6:50, 1st
AU - Lyle 19 FG, 2:14, 1st
OSU - B. Stableim 9 pass from Frey (O'Morrow kick), 13:36, 2nd
AU - Taylor 11 pass from Slack (Lyle kick), 0:11, 2nd
AU - Taylor 4 pass from Slack (Lyle kick), 9:50, 3rd
AU - Slack 5 run (Lyle kick), 9:22, 4th
AU - Casey 2 pass from Slack (Lyle kick), 7:20, 4th

	OSU	AU
First Downs	18	21
Rushing Yards	66	171
Passing Yards	232	141
Passing (C-A-I)	16-31-1	16-23-2
Total Offense	298	312
Punts-Avg.	7-41.1	5-40.8
Fumbles/Lost	1/0	1/0
Penalty-Yards	5-33	2-15
Time of Possession	28:13	31:47

RUSHING: (OSU) S. Graham 12-53, Snow 13-42 1 TD, Lee 2-0, Dumas 1-(-1), Frey 8-(-28); **(AU)** Danley 20-85, Williams 10-46, Joseph 7-43, Strong 2-7, A. Wright 1-4, Slack 5-(-14) 1 TD.

PASSING: (OSU) Frey 16-31-1-232 1 TD; **(AU)** Slack 16-22-2-141 3 TD, McIntosh 0-1-0-0.

RECEIVING: (OSU) J. Graham 5-103, Olive 4-55, Snow 3-30, Palmer 1-25, B. Stableim 1-9 1 TD, Lee 1-5, S. Graham 1-5; **(AU)** A. Wright 4-59, Taylor 4-33, 2 TD, Joseph 3-20, Casey 2-15, 1 TD, Wasden 1-9, Danley 1-8, Cherry 1-(-3).

Attendance: 61,934

Auburn Bowl History

1990 Peach Bowl



Indiana 23
Auburn 27

December 29, 1990
Atlanta-Fulton County Stadium
Atlanta, Georgia

Quarterback Stan White put the lid on a late Auburn come-from-behind win when he scampered one yard on a fourth-down bootleg to lift Auburn to a 27-23 win over Indiana in the 1990 Peach Bowl.

White's game-winning touchdown was his second of the day as the Tigers finished the 1990 season 8-3-1. For his efforts the freshman was named the Offensive MVP of the game. Auburn linebacker Darrel Crawford was named the Defensive MVP as the Tigers limited Indiana to just 220 yards total offense.

Auburn opened the scoring with White's first touchdown of the day, a six-yard run with 3:37 to play in the first quarter. Indiana tied the game at 7-7 on the final play of the first period when Trent Green scored from three yards out.

Auburn scored on an 11-yard White to Alex Smith pass and tacked on a 26-yard Jim Von Wyl field goal to take a 17-10 lead into the half.

Following a scoreless third period, the Hoosiers took a 23-17 lead into the game's final minutes on the strength of two more touchdown runs by Green. Green's third touchdown of the day came with just 2:27 to play.

White and receiver Herbert Casey converted on a pair of critical third down situations on Auburn's final drive of the game to set up White's game winner in the last bowl game Auburn would play with Pat Dye as head coach.

White and receiver Herbert Casey converted on a pair of critical third down situations on Auburn's final drive of the game to set up White's game winner in the last bowl game Auburn would play with Pat Dye as head coach.

Indiana	7	3	0	13	—	23
Auburn	7	10	0	10	—	27

AU - White 5 run (Von Wyl kick), 11:23, 1st
IU - Green 3 run (Bonnell kick), 0:00, 1st
AU - Smith 11 pass from White (Von Wyl kick), 12:09, 2nd
IU - Bonnell 42 FG, 5:57, 2nd
AU - Von Wyl 26 FG, 1:23, 2nd
AU - Von Wyl 43 FG, 11:34, 4th
IU - Green 2 run (run failed), 6:32, 4th
IU - Green 6 run (Bonnell kick), 2:27, 4th
AU - White 1 run (Von Wyl kick), 0:39, 4th

	IU	AU
First Downs	15	24
Rushing Yards	121	89
Passing Yards	99	351
Passing (C-A-I)	10-19-0	31-48-0
Total Offense	220	440
Punts-Avg.	5-41.4	3-23.0
Fumbles/Lost	1/1	2/2
Penalty-Yards	6-55	12-75
Time of Possession	31:51	28:09

RUSHING: (IU) Dunbar 21-81, Thompson 5-17, Miller 3-16, Green 14-7 3 TD; (AU) Williams 12-52, Smith 5-24, Joseph 5-20, Richardson 3-4, White 5-(-2) 2 TD.

PASSING: (IU) Green 10-19-0-99; (AU) White 31-48-0-351 1 TD.

RECEIVING: (IU) Thomas 3-43, Turner 3-26, Coleman 2-26, Dunbar 2-4; (AU) Hall 9-74, Casey 7-159, Baxter 4-22, Wasden 3-21, Hines 2-25, Joseph 2-16, Williams 2-12, Smith 1-11 1 TD, Overton 1-11.

Attendance: 38,912

1996 Outback Bowl



Penn State 43
Auburn 14

January 1, 1996
Tampa Stadium
Tampa, Florida

Under dark skies and incessant rain, Auburn's first bowl appearance in five years was anything but pleasant. Penn State routed the Tigers, 43-14.

Penn State opened the game with a 64-yard drive, but was stopped at the Auburn one after three downs inside the Tiger five. Brett Conway converted a 19-yard field goal for a 3-0 lead.

Richardson was intercepted by Dell McGee at the Penn State 36. Five downs later, Nix connected with freshman receiver Robert Baker for a 25-yard touchdown and a 7-3 lead.

Conway field goals of 22- and 38-yards put Penn State on top to stay at 9-7.

Auburn took possession deep in its own territory with 1:43 remaining in the half. On third down with 19 seconds left, Nix, on the run, threw an ill-advised pass down the sideline that fell into the hands of free safety Kim Herring.

Penn State quickly went to work. Richardson completed a 43-yard pass down the left sideline to Joe Jurevicius at the Auburn eight. With five seconds left, Richardson found running back Mike Archie over the middle for a score.

The Nittany Lions scored on all four possessions in the third quarter. In the first drive, Richardson capped an eighty-yard effort with a nine-yard strike to Engram.

Midway through the fourth, following a Penn State fumble, Auburn mounted a 43-yard scoring drive. Fullback Kevin McLeod raced up the middle for a touchdown and a final margin of 43-14.

Penn State	3	13	27	0	—	43
Auburn	0	7	0	7	—	14

PSU - Conway 19 FG, 8:18, 1st
AU - Baker 25 pass fro Nix (Hawkins kick), 12:39, 2nd
PSU - Conway 22 FG, 9:14, 2nd
PSU - Conway 38 FG, 1:43, 2nd
PSU - Archie 8 pass from Richardson (Conway kick), 0:05, 2nd
PSU - Engram 9 pass from Richardson (Conway kick), 9:51, 3rd
PSU - Plitts 4 pass from Richardson (pass failed), 7:27, 3rd
PSU - Enis 1 run (Conway kick), 4:20, 3rd
PSU - Engram 20 pass from Richardson (Conway kick), 3:21, 3rd
AU - McLeod 12 run (Hawkins kick), 5:49, 4th

	PSU	AU
First Downs	22	19
Rushing Yards	266	220
Passing Yards	221	94
Passing (C-A-I)	14-29-1	8-33-2
Total Offense	487	314
Punts-Avg.	4-35.7	8-39.1
Fumbles/Lost	1/0	5/2
Penalty-Yards	6-35	5-39
Time of Possession	32:11	27:49

RUSHING: (PSU) Plitts 15-118, Milne 12-82, Archie 5-41, Enis 12-24, 1 TD, Sload 2-4, Eberly 1-(-1), McQueary 1-(-1), D.Ostrosky 1-(-1); (AU) Davis 12-119, Morrow 10-39, Craig 11-34, McLeod 2-20 1 TD, Beasley 2-9, Goodson 0-4, Nix 3-(-5).

PASSING: (PSU) Richardson 13-24-1-217 4 TD, McQueary 1-4-0-4, Archie 0-1-0-0; (AU) Nix 5-25-2-48 1 TD, Craig 3-8-0-46.

RECEIVING: (PSU) Engram 4-113 2 TD, Olsommer 2-21, Scott 2-17, Archie 2-14 1 TD, Jurevicius 1-43, Milne 1-5, Plitts 1-4 1 TD, Stephenson 1-4; (AU) Bailey 1-32, Baker 1-25 1 TD, Dillard 1-12, Hand 1-8, Goodson 1-8, Gosha 1-5, Fuller 1-4, McLeod 1-2.

Attendance: 65,313

Auburn Bowl History

1996 Independence Bowl



Army 29
Auburn 32

December 31, 1996
Independence Stadium
Shreveport, Louisiana

Army's J. Parker's 27-yard field goal attempt with 29 seconds remaining sailed wide right as Auburn held off a late Cadet charge to win the 1996 Independence Bowl, 32-29.

In winning its first bowl game in six years, Auburn utilized the talents of quarterback Dameyune Craig. Craig threw for an Independence and Auburn bowl record 370 yards while rushing for 75 more in earning Offensive MVP honors.

Craig led Auburn to the game's first 20 points, throwing touchdown strikes to Tyrone Goodson (30 yards) and Willie Gosha (seven yards) and setting up a pair of Jaret Holmes field goals.

Meanwhile, the Tiger defense held Army's option attack in check for most of the first half. The Cadet's finally got on the scoreboard when Bobby Williams scored with 1:27 remaining in the first half to make it 20-7, Auburn.

Army	0	7	0	22	—	29
Auburn	10	10	12	0	—	32

AU - Holmes 31 FG, 10:59, 1st
AU - Goodson 30 pass from Craig (Holmes kick), 5:20, 1st
AU - Gosha 7 pass from Craig (Holmes kick), 12:17, 2nd
AU - Holmes 49 FG, 3:15, 2nd
ARMY - B.Williams 3 run (Parker kick), 1:15, 2nd
AU - Craig 33 run (pass failed), 8:51, 3rd
AU - R.Williams 18 run (pass failed), 1:04, 3rd
ARMY - Perry 12 run (Parker kick), 12:44, 4th
ARMY - B.Williams 1 run (Parker kick), 5:52, 4th
ARMY - Richardson 30 pass from McAda (B.Williams run), 1:27, 4th

	ARMY	AU
First Downs	21	27
Rushing Att.-Yards	58-239	36-161
Passing Yards	148	370
Passing (C-A-I)	9-16-0	24-42-1
Total Offense	387	531
Punts-Avg.	6-43.0	2-41.5
Fumbles/Lost	1/1	3/2
Penalty-Yards	3-20	5-47
3rd Down Conv.	4-of-13	7-of-16
Time of Possession	30:12	29:48

RUSHING: (ARMY) Perry 19-80 1 TD, B.Williams 11-79 2 TD, McAda 13-46, Brizic 9-33, Hewitt 5-21, Thomas 1(-20); **(AU)** Craig 13-75 1 TD, R.Williams 12-72 1 TD, Beasley 8-5, McLeod 2-5, Cooper 1-4.

PASSING: (ARMY) McAda 9-16-0-148 1 TD; **(AU)** Craig 24-42-1-370 2 TD.

RECEIVING: (ARMY) B.Williams 3-74, Richardson 2-59 1 TD, Thomas 1-13, Brizic 1-6, Leshinski 1-5, Perry 1(-9); **(AU)** Gosha 10-132 1 TD, Baker 5-103, Bailey 4-39, Goodson 2-78 1 TD, Cooper 2-15, McCovery 1-3.

Attendance: 41,366

Auburn built its lead to 32-7 in the third quarter on a 33-yard scramble by Craig and an 18-yard burst by Rusty Williams. Two-point attempts after both scores failed.

Army made a valiant comeback in the fourth quarter as Demetrius Perry and Bobby Williams both scored touchdowns to cut Auburn's lead to 32-21 with 5:52 left. Cadet quarterback Ronnie McAda then found Rod Richardson on a 30-yard catch-and-run for another touchdown with 1:27 remaining. Williams' two-point run made the score 32-29.

After recovering the ensuing on-side kick and moving the ball to Auburn's 10, Army tried the 27-yard field goal attempt by Parker on third down.

1998 Peach Bowl



Clemson 17
Auburn 21

January 2, 1998
Georgia Dome
Atlanta, Georgia

Auburn scored 15 fourth-quarter points to support a tenacious Tiger defensive effort in a 21-17 Peach Bowl win over Clemson.

Auburn trailed 17-6 entering the final stanza, but cut the lead to 17-12 on Dameyune Craig's 22-yard scam-

ble early in the quarter.

Five minutes later, Rusty Williams put the Tigers ahead to stay, 18-17, with a seven-yard run. Jaret Holmes added a 22-yard field goal, his third of the day, with 4:11 left.

Auburn's defense dominated the game, holding Clemson under

Clemson	0	7	10	0	—	17
Auburn	3	3	0	15	—	21

AU - Holmes 52 FG, 9:49, 1st
CU - Speck 18 blocked punt return (Richardson kick), 6:31, 2nd
AU - Holmes 24 FG, 4:15, 2nd
CU - Witherspoon 2 run (Richardson kick), 5:15, 3rd
CU - Richardson 48 FG, 1:48, 3rd
AU - Craig 22 run (pass failed), 13:29, 4th
AU - R.Williams 7 run (pass failed), 8:45, 4th
AU - Holmes 22 FG, 4:11, 4th

	CU	AU
First Downs	4	18
Rushing Att.-Yards	27-60	36-107
Passing Yards	86	259
Passing (C-A-I)	11-25-1	15-44-0
Total Offense	146	366
Punts-Avg.	9-43.7	6-25.8
Fumbles/Lost	1/0	1/1
Penalty-Yards	5-59	7-63
3rd Down Conv.	1-of-14	5-of-18
Time of Possession	28:06	31:54

RUSHING: (CU) Priestler 19-74, Austin 3-3, Witherspoon 1-2 1 TD, Greene 4(-7); **(AU)** R.Williams 18-71 1 TD, Craig 9-25 1 TD, Carter 4-7, Beasley 5-4.

PASSING: (CU) Greene 11-25-1-86; **(AU)** Craig 15-44-0-259.

RECEIVING: (CU) Austin 3-32, Home 2-10, Hall 2-6, Wofford 2-5, Gardner 1-27, Lawyer 1-6; **(AU)** Bailey 4-119, Goodson 4-65, Poor 4-43, R.Williams 1-33, Lowe 1-8, Beasley 1(-9).

Attendance: 71,212

100 yards in both rushing (60) and passing (86) and to just 146 yards total. Auburn held Clemson to just four first downs and had just one of 14 third-down attempts converted against it.

Holmes' career-long 52-yard field goal gave Auburn a 3-0 with 9:49 left in the first quarter. But Clemson took the lead midway through the second quarter after blocking a Holmes' punt. Chad Speck returned the block 18 yards for a touchdown and a 7-3 Clemson lead.

Auburn trimmed the lead to 7-6 with a 24-yard Holmes field goal before halftime, but another blocked punt set up another Clemson touchdown with 5:15 left in the third.

Auburn Bowl History

2001 Florida Citrus Bowl



Auburn 28
Michigan 31

January 1, 2001
Florida Citrus Bowl
Orlando, Florida

The 20th-ranked Auburn Tigers made a late fourth quarter charge, but fell short, losing to 17th-ranked Michigan Wolverines, 31-28, in the Capital One Florida Citrus Bowl.

The Tigers utilized the arm of senior quarterback Ben Leard who set two

Auburn bowl records by throwing for 394 yards and three touchdowns. Answering a first quarter 31-yard Wolverine touchdown pass from Drew Henson to David Terrell, Leard threw his first of touchdown to Ronney Daniels in the second quarter to tie the game at 7-7.

Auburn took the lead as Leard hit senior Clifton Robinson on a 20-yard touchdown with 11:04 before the half. But, Henson connected on a four-yard pass to B.J. Askew to tie the game at 14-14. Michigan regained the lead on an 11-yard scamper from Anthony Thomas to end the first half at 21-14.

Michigan built its lead to 28-14 in the third quarter as Thomas, named the game's MVP, entered the endzone on a 25-yard burst,

Auburn	0	14	7	7	—	28
Michigan	7	14	10	0	—	31

UM - Terrell 31 pass from Henson (Epstein kick), 6:27, 1st
 AU - Daniels 19 pass from Leard (Duval kick), 14:17, 2nd
 AU - C. Robinson 20 pass from Leard (Duval kick), 11:04, 2nd
 UM - Askew 4 pass from Henson (Epstein kick), 6:41, 2nd
 UM - Thomas 11 run (Epstein kick), 0:54, 2nd
 UM - Thomas 25 run (Epstein kick), 6:41, 3rd
 AU - Johnson 12 run (Duval kick), 4:08, 3rd
 UM - Epstein 41 field goal, 1:35, 3rd
 AU - Green 21 pass from Leard (Duval kick), 2:26, 4th

	AU	UM
First Downs	23	21
Rushing Att.-Yards	35-92	42-159
Passing Yards	394	294
Passing (C-A-I)	28-37-2	15-21-0
Total Offense	486	453
Punts-Avg.	3-42.7	4-43.5
Fumbles/Lost	2/1	2/1
Penalty-Yards	7-60	2-20
Time of Possession	30:03	29:57

RUSHING: (AU) Johnson 25-85 (TD), Evans 3-16, C. Robinson 1-4, Carter 2-(-2), Leard 4-(-11); (UM) Thomas 32-182 (2 TD), Bellamy 3-13, Cross 1-0, Henson 6-(-36).
PASSING: (AU) Leard 28-37-2, 394 (3 TD); (UM) Henson 15-20-0, 294 (2 TD), Thomas 0-1-0, 0.
RECEIVING: (AU) Daniels 7-98 (TD), Willis 5-69, Evans 4-51, Green 4-49 (TD), C. Robinson 3-70 (TD), Carter 3-42, Johnson 2-15; (UM) Terrell 4-136 (TD), Walker 4-100, Thomas 4-32, Askew 3-26 (TD).

Attendance: 66,928

his longest of the day. Auburn junior running back Rudi Johnson crossed the goal line with 4:08 to go in the third, to bring Auburn within seven, 28-21. The Wolverines connected on a 41-yard field goal by Hayden Epstein to increase their lead to 31-21 to end the quarter.

Leard responded by connecting with freshman Deandre Green on a 21-yard pass in the endzone to trim Michigan's lead to three, 31-28, with 2:26 to go.

Duval's ensuing on-side kick was recovered by Michigan and the Wolverines ran out the clock to earn the 31-28 win.

Leard was named Auburn's offensive MVP while Javor Mills, who recorded six tackles and two sacks, was the Tigers' defensive MVP.

2001 Chick-fil-A Peach Bowl



Auburn 10
North Carolina 16

December 31, 2001
Georgia Dome
Atlanta, Georgia

A New Year's Eve invitation to the Chick-fil-A Peach Bowl pitted 7-4 Auburn against 7-5 North Carolina. In a defensive battle, North Carolina held off a late fourth quarter charge to beat Auburn, 16-10, in the Georgia Dome in Atlanta.

In the first quarter, North Carolina recovered a fumble and returned it 18 yards to the Tiger 10-yard line. Two plays later, North Carolina tailback Willie Parker took the ball off right end for the UNC touchdown.

The only other score in the half came when the Tar Heels drove the ball 84 yards resulting in a field goal by kicker Jeff Reed.

North Carolina came out of halftime and added to their lead as Peach Bowl Offensive MVP QB Ronald Curry scrambled 62 yards for a touchdown putting UNC ahead 16-0.

The Auburn defense responded well, not allowing any more points for the rest of the game and treated football fans to a play that will be remembered in Auburn football history.

An errant Darian Durant pass was snatched out of the air by whip Karlos Dansby as he was falling out of bounds. Dansby then tossed the ball to linebacker Dontarrious Thomas to complete an amazing interception. The play was later nominated for the ESPY Awards' "Most Spectacular Play" of the year.

N. Carolina	7	3	6	0	—	16
Auburn	0	0	0	10	—	10

UNC - Parker 10 run (Reed kick), 9:34, 1st
 UNC - Reed 22 field goal, 0:55, 2nd
 UNC - Curry 62 run (Reed kick failed), 8:25, 3rd
 AU - Duval 34 field goal, 13:16, 4th
 AU - Diamond 12 pass from Cobb (Duval kick), 1:18, 4th

	UNC	AU
First Downs	12	12
Rushing Att.-Yards	40-174	32-31
Passing Yards	114	145
Passing (C-A-I)	13-21-1	18-28-2
Total Offense	288	186
Punts-Avg.	3-39.8	9-49.3
Fumbles/Lost	1/1	0/0
Penalty-Yards	9-73	4-26
3rd Down Conv.	4-of-15	2-of-13
Time of Possession	32:02	27:58

RUSHING: (UNC) Parker 19-131 (TD), Curry 10-67, Lewis 3-6, Williams 2-0, Team 3-(-5), Durant 2-(-12), Lafferty 1-(-13); (AU) Brown 6-28, Butler 8-22, Moore 5-21, Campbell 8-1, Johnson 1-0, Carter 1-(-7), Team 3-(-34).
PASSING: (UNC) Durant 7-14-1, 76; Curry 5-6-0, 25; Lafferty 1-1-0, 13; (AU) Campbell 12-18-1, 74; Cobb 6-10-1, 71 (TD).
RECEIVING: (UNC) Aiken 7-73, Parker 3-24, Davis 3-17; (AU) Daniels 3-21, Willis 3-17, Diamond 2-17 (TD), Moore 2-16, Walkins 2-16, Johnson 2-14, Carter 1-21, Ratliff 1-18, McIntyre 1-8, Brown 1-(-4).

Attendance: 71, 827

The Auburn offense, feeding off the momentum from the interception, moved the ball down the field. Jason Cambell connected with Casinious Moore on an 11-yard pass that set up Damon Duval's 34-yard field goal with 13:16 left in the game.

After recovering a muffed snap late in the fourth quarter, backup QB Daniel Cobb connected with tight end Lorenzo Diamond, who rumbled 12 yards for an Auburn touchdown, pulling the Tigers within six points.

North Carolina recovered the ensuing onside kick to hold on for the 16-10 win.

Auburn Bowl History

2003 Capital One Bowl



Auburn 13
Penn State 9

January 1, 2003
Florida Citrus Bowl
Orlando, Florida

On a warm and windy day in Orlando, the 19th-ranked Auburn Tigers knocked off 10th-ranked Penn State behind a stymieing defense and Capital One Bowl MVP Ronnie Brown's 184 yard, two touchdown performance. Penn State's Larry

Johnson, who finished third in the Heisman Trophy balloting, was unable to get on track as Auburn's defense limited him to only 72 yards on 20 carries.

Auburn fumbled on its first possession giving Penn State the ball on the 15-yard line, but the Nittany Lions were forced to settle for a 21-yard Robbie Gould field goal.

The Auburn defense held the Nittany Lion's offense the rest of the half, allowing only a 27-yard field goal by Gould.

After a sluggish first half, the Tigers came out in the third quarter with a run-dominated offensive scheme and Ronnie Brown punished the Penn State defenders to the tune of 119 second half yards.

Auburn took its first possession of the second half and marched 74 yards, scoring on a one-yard Brown touchdown run, which put Auburn ahead, 7-6. The fast Tiger defense took control, allowing Penn State only 31 yards of offense in the third quarter.

Penn State replaced quarterback Zack Mills with Michael Robinson who sparked the Nittany Lion offense to a fourth quarter field goal, putting Penn State up 9-7.

On Auburn's next possession, Damon Duval's punt was downed at the one-yard line pinning Penn State deep in their own territory.

After a short punt by Penn State, Auburn drove the ball inside the red zone, where Ronnie Brown bounced a run to the outside taking it 17 yards for the game winning touchdown.

Brown's 184 yards rushing were the most ever by an Auburn player in a bowl, and it was the most yards rushing of anyone in the 2003 bowl season. Dontarrius Thomas was named the game's defensive MVP after helping hold Penn State to just 268 yards.

Penn State	3	3	0	3	—	9
Auburn	0	0	7	6	—	13

PSU - Gould 21 field goal, 10:26, 1st
PSU - Gould 27 field goal, 1:44, 2nd
AU - Brown 1 run (Duval kick), 3:52, 3rd
PSU - Gould 31 field goal, 10:10, 4th
AU - Brown 17 run (pass failed), 2:19, 4th

	PSU	AU
First Downs	15	12
Rushing Att.-Yards	36-170	50-200
Passing Yards	98	78
Passing (C-A-I)	10-27-1	10-17-1
Total Offense	268	278
Punts-Avg.	5-38.2	4-48.2
Fumbles/Lost	2/1	3/1
Penalty-Yards	7-68	9-84
3rd Down Conv.	3-of-14	7-of-16
Time of Possession	27:49	32:11

RUSHING: (PSU) Johnson 20-72, Mills 9-56, M. Robinson 5-30, Smith 1-10, Jefferson 1-2; **(AU)** Brown 37-184 (2 TD), Smith 5-10, Campbell 8-6.

PASSING: (PSU) Mills 8-24-1, 67; M. Robinson 2-3-0, 31; **(AU)** Campbell 10-17-1, 78.

RECEIVING: (PSU) T. Johnson 2-54, Kranchick 2-15, L. Johnson 2-8, M. Robinson 2-7, McHugh 1-8, Williams 1-6; **(AU)** Aromashodu 2-18, R. Johnson 2-17, Diamond 1-11, Obomanu 1-11, Daniels 1-9, M. Willis 1-6, Smith 1-5, Brown 1-1.

Attendance: 66,334

2003 Gaylord Hotels Music City Bowl



Wisconsin 14
Auburn 28

December 31, 2003
The Coliseum
Nashville, Tennessee

With the combination of a stellar defensive performance that included six sacks and the leadership of MVP Jason Campbell, Auburn put together 14 fourth-quarter points en route to a 28-14 Music City Bowl win over Wisconsin.

After a scoreless first period, Wisconsin started the second quarter by driving to the Auburn seven-yard line where the Badgers had a first and goal, but Auburn's defense forced Wisconsin to settle for a 20-yard field goal for a 3-0 lead.

Auburn responded on the next drive as Ronnie Brown gained 43 yards on six carries culminating with a one-yard touchdown to give the Tigers a 7-3 lead. Wisconsin managed another field goal before the half to make the score 7-6 at the intermission.

Auburn struck first in the second half, going 80 yards on 16 plays and taking 7:16 off the clock. Carnell Williams finished the drive with a one-yard plunge up the middle for the touchdown.

In the fourth quarter, Jim Sorgi led Wisconsin on a 52-yard drive, capping it with a 12-yard pass to Lee Evans for a touchdown and a two-point conversion pass to tie the game at 14.

The Badgers seemed to have the momentum in their favor until Carlos Rogers deflected a pass that Will Herring intercepted on the Auburn 13-yard line. Two plays later, Campbell connected with Jeris McIntyre on third and eight for a 51-yard gain to the Wisconsin 34-yard line. It took Auburn just three more plays to put it in the end zone as Brown scored for the second time from two yards out.

Auburn put an exclamation point on the game during the ensuing Wisconsin drive when Reggie Torbor and Karlos Dansby sandwiched Sorgi, causing a fumble. T.J. Jackson recovered it, and two plays later Auburn put the final points on the board with a one-yard run by Williams to make the score 28-14.

Campbell passed for 138 yards, rushed for 67 yards and engineered two fourth-quarter scoring drives. Auburn's defense held Wisconsin to 261 yards. Torbor collected 2.5 sacks and Dansby totaled a team-high 10 tackles including 1.5 sacks.

Wisconsin	0	6	0	8	—	14
Auburn	0	7	7	14	—	28

UW - Allen 20 field goal, 9:44, 2nd
AU - Brown 1 run (Vaughn kick), 4:37, 2nd
UW - Allen 35 field goal, 2:42, 2nd
AU - Williams 1 run (Vaughn kick), 1:32, 3rd
UW - Evans 12 pass from Sorgi (Daniels pass from Sorgi), 8:52, 4th
AU - Brown 2 run (Vaughn kick), 3:30, 4th
AU - Williams 1 run (Vaughn kick), 1:37, 4th

	UW	AU
First Downs	18	15
Rushing Att.-Yards	37-128	40-203
Passing Yards	203	157
Passing (C-A-I)	17-29-1	11-23-1
Total Offense	331	360
Punts-Avg.	4-38.5	8-45.2
Fumbles/Lost	0/0	0/0
Penalty-Yards	4-25	8-66
3rd Down Conv.	6-of-14	6-of-14
Time of Possession	31:00	29:00

RUSHING: (UW) Davis 17-77, Evans 3-19, Bernstein 1-2, Smith 4-1, Stocco 1-(-14), Sorgi 10-(-26); **(AU)** Williams 18-68 (2 TD), Campbell 9-67, Brown 13-62 (2 TD).


PASSING: (UW) Sorgi 13-22-1, 169 (TD); Stocco 4-7-0, 34; **(AU)** Campbell 10-22-1, 138; Williams 1-1-0, 19.

RECEIVING: (UW) Williams 6-57, Evans 4-51, Charles 3-48, Daniels 1-14, Bernstein 1-8, Smith 1-6; **(AU)** McIntyre 3-74, Daniels 3-40, Johnson 2-21, Taylor 1-13, Obomanu 1-6, Brown 1-3.

Attendance: 55,109

Auburn Bowl History

2005 NOKIA Sugar Bowl



Virginia Tech 13
Auburn 16

January 3, 2005
Louisiana Superdome
New Orleans, Louisiana

Auburn completed a perfect season as the No. 3 Tigers held off a late Virginia Tech rally for a 16-13 victory in the NOKIA Sugar Bowl at the Louisiana Superdome. The win improved the Tigers' record to 13-0 and ensured the first 13-win season in

school history.

Auburn, just the seventh team to go undefeated in league play since the Southeastern Conference went to divisional play in 1992, jumped out to a 16-0 lead in the first three quarters before the Hokies got on the board. Two late fourth-quarter scores allowed Virginia Tech back into the game, but an onside kick with two minutes left was recovered by the Tigers.

Jason Campbell, voted the NOKIA Sugar Bowl's Most Valuable Player, threw for 189 yards on 11-of-16 passing and one score. Campbell, who played his last game in an Auburn uniform, connected with Devin Aromashodu on a 5-yard touchdown pass late in the third quarter, giving the Tigers a 16-0 advantage.

The tandem of senior running backs Ronnie Brown and Carnell Williams rushed for 68 and 61 yards, respectively.

Placekicker John Vaughn connected on three field goals in the first half from 23, 19 and 24 yards to send the Tigers to a 9-0 lead entering halftime. The three field goals tied an Auburn record in a bowl game, last set by Jaret Holmes at the 1998 Peach Bowl.

Virginia Tech	0	0	0	13	—	13
Auburn	6	3	7	0	—	16

AU - Vaughn 23 field goal, 8:44, 1st
AU - Vaughn 19 field goal, 1:10, 1st
AU - Vaughn 24 field goal, 1:50, 2nd
AU - Aromashodu 5 pass from Campbell (Vaughn kick), 10:39, 3rd
VT - Morgan 29 pass from Randall (Randall pass failed), 6:58, 4th
VT - Morgan 80 pass from Randall (Pace kick), 2:01, 4th

	VT	AU
First Downs	19	14
Rushing Att.-Yards	22-76	43-110
Passing Yards	299	189
Passing (C-A-I)	21-38-2	11-16-1
Total Offense	375	299
Punts-Avg.	5-35.2	4-43.0
Fumbles/Lost	0/0	1/1
Penalty-Yards	7-57	4-35
3rd Down Conv.	3-of-12	6-of-15
Time of Possession	26:26	33:34

RUSHING: (VT) Randall 9-45, Imoh 6-16, Humes 6-10, Hamilton 1-5; (AU) Brown 14-68, C. Williams 19-61.

PASSING: (VT) Randall 21-38-2, 299 (2 TD); (AU) J. Campbell 11-16-1, 189 (TD).

RECEIVING: (VT) Hyman 5-71, Morgan 3-126 (2 TD), Royal 3-37, King 3-12, Clowney 2-23, Mazzetta 1-20, Humes 1-10; (AU) Taylor 5-87, Mix 2-68, C. Williams 2-(6), Wallace 1-35, Aromashodu 1-5 (TD).

Attendance: 77,349

2006 Capital One Bowl



Wisconsin 24
Auburn 10

January 2, 2006
Citrus Bowl
Orlando, Florida

Brian Calhoun rushed for 213 yards and one touchdown and John Stocco passed for 301 yards and two scores as Wisconsin defeated Auburn, 24-10, in the 2006 Capital One Bowl. The loss snapped Auburn's three-game bowl winning streak.

Wisconsin took a 17-0 lead into halftime, but the Tigers scored 10 straight points to pull within 17-10 early in the fourth quarter. Brandon Cox found Courtney Taylor for a 9-yard score at the 14:49 mark of the fourth to pull Auburn within seven.

However, Calhoun rushed for a 33-yard touchdown less than two minutes later, giving the Badgers the final 24-10 outcome.

Cox finished 15-of-33 for 137 yards and one touchdown, while Kenny Irons rushed for 88 yards -- giving him 1,293 on the season - the sixth-best single-season mark in Auburn history.

Ben Obomanu ended his Auburn career with five receptions for 62 yards. His senior counterpart, Anthony Mix, caught two passes for 11 yards, giving him 1,010 yards in his career.

Wisconsin opened the game's scoring when Stocco found Brandon Williams on a 30-yard reception at the 7:55 mark of the first quarter.

UW's Taylor Mehlhaff connected on his only field goal of the day, a 19-yarder, at the end of the first quarter, then watched as Stocco found

Owen Daniels for a 13-yard touch-down pass in the second quarter.

John Vaughn connected on a 19-yard field goal, his 12th of the season, in the third quarter to put Auburn on the board.

Defensively, David Irons led the Tigers with 11 tackles.

Senior Wayne Dickens posted his second multiple-sack game of the season, finishing with two, while Stanley McClover had one.

Wisconsin	10	7	0	7	—	24
Auburn	0	0	3	7	—	10

UW - B. Williams 30 pass from Stocco (Mehlhaff kick), 7:55, 1st
UW - Mehlhaff 19 field goal, 0:21, 1st
UW - Daniels 13 pass from Stocco (Mehlhaff kick), 7:19, 2nd
AU - Vaughn 19 field goal, 11:54, 3rd
AU - Taylor 9 pass from Cox (Vaughn kick), 14:49, 4th
UW - Calhoun 33 run (Mehlhaff kick), 13:22, 4th

	UW	AU
First Downs	24	19
Rushing Att.-Yards	42-247	35-99
Passing Yards	301	137
Passing (C-A-I)	15-27-0	15-33-1
Total Offense	69-548	68-236
Punts-Avg.	3-45.3	6-45.7
Fumbles/Lost	2/1	1/1
Penalty-Yards	7-56	5-35
3rd Down Conv.	7-of-15	4-of-14
Time of Possession	31:48	29:12

RUSHING: (UW) Calhoun 20-213 (TD), B. Williams 4-35, Walker 2-9, Team 1-0, Stocco 5-(10); (AU) K. Irons 22-88, Lester 7-31, Obomanu 1-8, Cox 5-(28).

PASSING: (UW) Stocco 15-27-0, 301 (2TD); (AU) Cox 15-33-1, 137 (TD).

RECEIVING: (UW) B. Williams 6-173 (TD), Orr 4-74, Daniels 3-46 (TD), Calhoun 1-8, J. Walker 1-0; (AU) Obomanu 5-62, Aromashodu 2-16, Taylor 2-14 (TD), Mix 2-11, K. Irons 1-21, Lester 1-9, Wallace 1-4, Slaughter 1-0.

Attendance: 57,221

Auburn Bowl History

2007 AT&T Cotton Bowl Classic



Auburn 17
Nebraska 14

January 1, 2007
Cotton Bowl
Dallas, Texas

John Vaughn's 42-yard field goal in the third quarter proved to be the game winner as Auburn took the 71st AT&T Cotton Bowl Classic with a 17-14 victory over Nebraska in Dallas.

Vaughn connected on his 20th field goal of the season at the 6:20 mark of the third quarter, the game's only points of the second half, to give Auburn its 11th win of the season for the fourth time in school history.

The Auburn defense was stout against Nebraska, limiting the Cornhuskers to just 230 yards of total offense, including 73 in the second half. Karibi Dede began the defense's dominance in the first half, intercepting a Zac Taylor pass and returning it 52 yards to the Nebraska 9-yard line.

Just two plays later, the Auburn offense punched it in the end zone when Brandon Cox found Carl Stewart for a 9-yard score with 56 seconds remaining in the first quarter, evening the score at 7.

Early in the second quarter, the Tigers recovered a fumble at the Cornhuskers' 14 on a failed fake punt attempt. Four plays later, Stewart scored his second TD on a 1-yard run.

After Vaughn's third quarter field goal, the Huskers managed to get in Auburn territory just twice. They punted from Auburn's 34 in the third quarter, and Taylor threw a fourth-down incompleteness from Auburn's 30 late in the fourth quarter.

The Tiger defense finished with two sacks and 11 tackles for loss, highlighted by Sen'Derrick Marks' 2.5. Will Herring finished with seven solo tackles, including two for loss, and was named the game's outstanding defensive player.

Cox finished the game 10-of-21 passing for 111 yards and one score. Of those 10 completions, six were to Courtney Taylor, who, on his fourth catch of the game, broke the Auburn school record for most receptions in a career. He finished with 153.

Kenny Irons paced the Tiger rushing game with 72 yards on 24 carries.

Nebraska started the game's scoring on a Nate Swift 13-yard touchdown reception from Taylor at the 7:37 mark of the first quarter.

With Auburn up 14-7 after Stewart's second quarter touchdown run, Brandon Jackson scored from 20 yards out to cap a 7-play, 72-yard drive that sent the teams into halftime tied at 14.

The win improved Auburn to 18-13-2 all-time in bowl games and 4-3 under head coach Tommy Tuberville.

Auburn	7	7	3	0	—	17
Nebraska	7	7	0	0	—	14

NU - Swift 13 pass from Taylor (Congdon kick), 7:37, 1st
 AU - Stewart 9 pass from Cox (Vaughn kick), 0:56, 1st
 AU - Stewart 1 run (Vaughn kick), 12:22, 2nd
 NU - Jackson 20 run (Congdon kick), 9:00, 2nd
 AU - Vaughn 42 field goal, 6:20, 3rd

	AU	NU
First Downs	12	17
Rushing Att.-Yards	35-67	38-104
Passing Yards	111	126
Passing (C-A-I)	10-21-0	14-27-1
Total Offense	56-178	65-230
Punts-Avg.	6-43.0	6-40.2
Fumbles/Lost	2/2	1/1
Penalty-Yards	6-45	4-45
3rd Down Conv.	4-of-12	5-of-14
Time of Possession	27:00	33:00

RUSHING: (AU) K. Irons 24-72, Tate 4-23, Taylor 1-3, Stewart 1-1 (TD), Cox 5-(-32) **(NU)** Lucky 25-88, Jackson 7-38 (TD), Nunn 1-(-2), Taylor 4-(-5), Todd 1-(-15).

PASSING: (AU) Cox 21-10-0, 111 (TD); **(NU)** Taylor 26-14-1, 126 (TD), Team 1-0-0, 0.

RECEIVING: (AU) Taylor 6-70, Rodriguez 1-18, McKenzie 1-12, Stewart 1-9 (TD), K. Irons 1-2; **(NU)** Lucky 6-67, Swift 3-44 (TD), Jackson 2-(-6), Purify 1-9, Nunn 1-8, Todd 1-4.

Attendance: 66,777

2007 Chick-fil-A Bowl



Clemson 20
Auburn 23

December 31, 2007
Georgia Dome
Atlanta, Georgia

Kodi Burns scored on a 7-yard run in overtime to lift No. 22 Auburn to a 23-20 victory over No. 15 Clemson in the Chick-fil-A Bowl, in the first overtime game in Auburn's bowl history.

Burns' score put the finishing touches on a performance that saw the Tigers record season highs in plays and yards with a spread offense. Auburn ran 90 plays for 423 yards, including 47 rushes and a season-high 43 passes.

Auburn scored first in a low-scoring first half, following a three-and-out by Clemson on the opening possession with an 11-play, 58-yard drive that culminated in Wes Byrum's 36-yard field goal.

After managing just 52 yards of offense in the first quarter, Clemson's C.J. Spiller raced 83 yards down the left sideline to give Clemson a 7-3 lead.

Auburn took the opening kickoff in the second half and marched 78 yards on 10 plays as Burns hit Mario Fannin with a 22-yard pass to give Auburn a 10-7 lead.

Clemson finished an 11-play drive with a 22-yard field goal on the first play of the fourth quarter, knotting the score at 10-10.

After Cox was intercepted, Clemson quickly drove 32 yards for the go-ahead score when James Davis plunged in from a yard out with 11:24 remaining.

Auburn answered right back, again mixing Cox and Burns in the backfield successfully during an 11-play, 70-yard drive. Cox's 18-yard pass to Robert Dunn and a 15-yard rush by Burns set up Ben Tate for a 1-yard run that tied the score at 17-17 with 8:27 left.

In overtime, Clemson settled for a 25-yard field goal on its first possession.

On Auburn's overtime possession, Cox found Rod Smith for 12 yards on 3rd-and-13, then snuck ahead for 2 yards and the first down. Two plays later, Burns powered in for the score, sending the Auburn sideline into a frenzy.

Cox connected on 25-of-39 passes for 211 yards in his final game for Auburn.

The Auburn defense, led by defensive MVP Pat Sims, held Clemson to just 293 yards of offense and 12 first downs.

Clemson	0	7	0	10	3	—	20
Auburn	3	0	7	7	6	—	23

AU - Byrum 36 field goal, 4:16, 1st
 CU - C.J. Spiller 83 yd run (Mark Buchholz kick), 13:14, 2nd
 AU - Mario Fannin 22 yd pass from Kodi Burns (Wes Byrum kick), 11:33, 3rd
 CU - Mark Buchholz 22 yd field goal, 14:58, 4th
 CU - James Davis 1 yd run (Mark Buchholz kick), 11:24, 4th
 AU - Ben Tate 1 yd run (Wes Byrum kick), 8:27, 4th
 CU - Mark Buchholz 25 yd field goal, OT
 AU - Kodi Burns 7 yd run, OT

	CU	AU
First Downs	12	24
Rushing Att.-Yards	40-189	47-190
Passing Yards	104	233
Passing (C-A-I)	14-33-0	26-43-1
Total Offense	73-293	90-423
Punts-Avg.	8-43.1	8-38.6
Fumbles/Lost	1/0	0/0
Penalty-Yards	1-5	6-40
3rd Down Conv.	5-of-19	7-of-19
Time of Possession	29:14	30:46

RUSHING: (AU) Burns 13-69 (TD), Lester 14-57, Tate 14-54 (TD), Fannin 3-18, Cox 3-(-1); **(CU)** Spiller 8-112 (TD), Davis 23-72 (TD), Grisham 1-8, Harper 8-(-3)

PASSING: (AU) Cox 39-25-1, 211, Burns 4-1-0, 22 (TD); **(CU)** Harper 33-14-0, 104

RECEIVING: (AU) Fannin 5-53 (TD), Dunn 5-39, R. Smith 4-45, Lester 3-24, Tate 3-19, Bennett 2-16, Billings 1-13, Hawthorne 1-12, Rodriguez 1-8, Trott 1-4 **(CU)** Kelly 4-36, Taylor 3-32, Grisham 2-24, Harris 2-12, Spiller 2-(-5), Palmer 1-5.

Attendance: 74,413

Auburn Bowl History

2010 Outback Bowl



Northwestern 35
Auburn 38 [OT]
 January 1, 2010
 Raymond James Stadium
 Tampa, Florida

Neiko Thorpe tackled Zeke Markshausen at the Auburn 2-yard line on a fake field goal attempt from the 5-yard line to preserve Auburn's 38-35 overtime victory over Northwestern after Wes Byrum's 21-yard field goal gave the Tigers the lead.

With the score tied 21-21, Ben Tate rushed for two touchdowns in the first eight minutes of the fourth quarter. The first came from 5 yards out with 10:10 left and the second was a 7-yard run that seemed to put the Tigers in control, 35-21 with 7:32 left.

Northwestern closed to 35-27 on a 2-yard Kafka touchdown run with 3:20 remaining but the PAT was blocked by Antonio Coleman. With Auburn trying to run out the clock, Brad Phillips forced a Tate fumble at the Northwestern 31 with 3:11 to play. The Wildcats then drove 69 yards to score on a 18-yard touchdown pass from Kafka to Sidney Stewart with 1:15 to play and a tied the game on a successful two-point conversion.

Auburn's Demond Washington returned the ensuing kickoff to midfield before he fumbled, giving the ball back to the Wildcats with 1:03 to play. Northwestern then drove to the Auburn 26 where Demos missed a potential game-winning 44-yard field goal as time expired.

Auburn's defense picked off five Northwestern passes, with Walter McFadden and T'Sharvarn Bell collecting two each and Thorpe one. McFadden's two interceptions came on Northwestern's first two drives and helped stake Auburn to an early 14-0 lead. His second interception was returned 100 yards for a touchdown.

Auburn took a 21-7 lead on a 46-yard Chris Todd pass to Quindarius Carr with 8:54 to go in the half. Northwestern drove the ball 90 yards from its own 6-yard line late in the half before Kafka threw his third interception, as Bell picked him off in the end zone with 29 seconds remaining.

Northwestern closed to within 21-14 on a 35-yard touchdown pass on another Kafka to Brewer hookup with 2:42 remaining in the third. On their next play from scrimmage, Drake Dunsmore scored on a 66-yard pass from Kafka to tie the score.

Darvin Adams was named the Outback Bowl MVP after grabbing an Outback Bowl record-tying 12 receptions for a career-high 142 yards.

Twenty-one Outback Bowl records were broken and 11 more tied during the game. The Wildcats' 115 total plays broke an NCAA record, as did the 98 plays for Kafka (78 passes, 20 rushes). The teams combined for Outback Bowl records of 73 points, 1046 yards of offense and 187 plays from scrimmage.

N'Western	7	0	14	14	0	—	35
Auburn	14	7	0	14	3	—	38

- AU - Burns 1 yd run (Byrum kick), 12:25, 1st
- AU - McFadden 100 yd interception return (Byrum kick), 4:37, 1st
- NU - Brewer 39 yd pass from Kafka (Demos kick), 2:04, 1st
- AU - Carr 46 yd pass from Todd (Byrum kick), 8:54, 2nd
- NU - Brewer 35 pass from Kafka (Demos kick), 2:42, 3rd
- NU - Dunsmore 66 yd pass from Kafka (Demos kick), 0:27, 3rd
- AU - Tate 5 yd run (Byrum kick), 10:10, 4th
- AU - Tate 7 yd run (Byrum kick), 7:32, 4th
- NU - Kafka 2 yd run (kick blocked), 3:20, 4th
- NU - Stewart 18 yd pass from Kafka (Mitchell pass from Brewer), 1:15, 4th
- AU - Byrum 21 yd field goal, OT

	NU	AU
First Downs	34	18
Rushing Att.-Yards	37-89	39-190
Passing Yards	532	235
Passing (C-A-I)	47-78-5	20-33-2
Total Offense	115-621	72-425
Punts-Avg.	5-31.6	6-42.2
Fumbles/Lost	0/0	3/2
Penalty-Yards	3-25	12-140
3rd Down Conv.	6-of-23	4-of-13
Time of Possession	34:11	25:49

RUSHING: (AU) - Tate 20-108 (2 TD); Zachery 1-50; McCaleb 6-18; Burns 5-16 (TD); Fannin 2-14; Todd 4-minus 15 (NU) - Schmidt 8-36; Kafka 20-30 (TD); A. Fields 3-8; Simmons 3-7; Markshausen 2-7; Concannon 1-1.

PASSING: (AU) - Todd 20-31-0-235 (TD); Burns 0-2-2-0 (NU) - Kafka 47-78-5-532 (4 TD).

RECEIVING: (AU) - Adams 12-142; Fannin 3-10; Zachery 2-11; Carr 1-46 (TD); Burns 1-23; Blake 1-3 (NU) - Markshausen 12-84; Stewart 10-97 (TD); Dunsmore 9-120 (TD); Brewer 8-133 (2 TD); Ebert 6-64; D. Fields 1-26; A. Fields 1-8.

Attendance: 49,383

2011 BCS National Championship



Oregon 19
Auburn 22
 January 10, 2011
 University of Phoenix Stadium
 Glendale, Arizona

Wes Byrum kicked the sixth and biggest game-winning field goal of his career on the last play of the game from 19 yards to give No. 1 Auburn a 22-19 victory over Oregon in the BCS National Championship Game. It was Auburn's second national title in history and ninth comeback win in 14 games during the 2010 season.

After Oregon had tied the score at 19 with a touchdown and two point conversion with 2:33 to go, the biggest drive in Auburn history began at its own 25-yard line. After a 15-yard pass from Cam Newton to Emory Blake, Michael Dyer, who was named the Offensive Player of the Game after rushing for 143 yards on 22 carries, looked to be tackled after a short gain, but was never down while laying on top of an Oregon defender, and he bounced up to complete a 37-yard run to the Oregon 23.

After short gains by Dyer and Newton, Dyer followed with a 16-yard gain up the middle to the 1 with 10 seconds remaining. One play later, Byrum provided the final heroics.

Oregon scored on the second play of the second quarter on a 26-yard field goal by Rob Beard for the first points of the game. On Auburn's next possession, Newton threw a 35-yard touchdown pass to Kodi Burns for a 7-3 Auburn lead.

Oregon responded after taking over at the Duck 7 as Thomas threw an 81-yard pass on first down to Meahl, then found James on an 8-yard TD pass. A 2-point conversion run by kicker Rob Beard on a fake gave Oregon an 11-7 lead.

The Tigers then drove to the Oregon 1, but Newton's fourth-down pass to Eric Smith fell incomplete. On first down, Mike Blanc tackled James in the end zone for a safety to draw the Tigers to within 11-9 with 3:26 left in the half.

After Oregon kicked off following the safety, Auburn quickly covered 66 yards in six plays, capped by a Newton to Blake 30-yard touchdown pass to give the Tigers a 16-11 lead at the half.

On the opening drive of the second half, Wes Byrum kicked a 28-yard field goal to give Auburn a 19-11 lead.

Oregon then reached a first-and-goal on the Auburn 3, but the Tigers held the Ducks for four plays, capped by a stop on fourth and goal from the 1 as Mike McNeil and Nick Fairley hit Kenjon Barner just shy of the goal line. Fairley was named the Defensive Player of the Game after recording five tackles, including three for losses and one sack, while also forcing a fumble.

Auburn ran a season-high and BCS Championship Game record 85 plays. The Tigers outgained the Ducks 519 yards to 449 as Newton was 20-of-34 for 265 yards and two touchdowns. He also rushed for 64 yards on 22 carries.

Oregon	0	11	0	8	—	19
Auburn	0	16	3	3	—	22

- OU - Beard 26 yd field goal, 14:13, 2nd
- AU - Burns 35 yd pass from Newton (Byrum kick), 12:00, 2nd
- OU - James 8 yd pass from Thomas (Beard rush), 10:58, 2nd
- AU - Blanc safety, 3:26, 2nd
- AU - Blake 30 yd pass from Newton (Byrum kick), 1:47, 2nd
- AU - Byrum 28 yd field goal, 11:30, 3rd
- OU - James 8 yd pass from Thomas (Maehl pass from Thomas), 2:33, 4th
- AU - Byrum 19 yd field goal, 0:00, 4th

	OU	AU
First Downs	23	28
Rushing Att.-Yards	32-75	50-254
Passing Yards	374	265
Passing (C-A-I)	28-41-2	20-35-1
Total Offense	73-449	85-519
Punts-Avg.	5-36.8	6-40.4
Fumbles/Lost	1/0	2/1
Penalty-Yards	6-37	5-47
3rd Down Conv.	8-of-15	9-of-17
Time of Possession	27:03	32:57

RUSHING: (OU) - James 13-49; Barner 11-32; Thomas 8-(-6); (AU) - Dyer 22-143; Newton 22-64; McCaleb 6-47.

PASSING: (OU) - Thomas 27-40-2-363 (2TD); Rice 1-1-0-11. (AU) - Newton 20-34-1-265 (2TD); TEAM 0-1-0-0.

RECEIVING: (OU) - Maehl 9-133; Davis 6-60; James 4-39 (2TD); Tuinei 3-75; Paulson 3-48; Barner 2-8; Johnson 1-11. (AU) - Zachery 6-48; Adams 4-54; Blake 4-54 (TD); Lutzenkirchen 2-48; McCaleb 2-10; Burns 1-35 (TD); Fannin 1-16.

Attendance: 78,603

Auburn Bowl History

2011 Chick-fil-A Bowl



Virginia 24
Auburn 43

December 31, 2011
Georgia Dome
Atlanta, Georgia

Offensive MVP Onterio McCalebb rushed for a season-high 109 yards and had 180 all-purpose yards, Emory Blake caught six passes for a career-high tying 108 yards and Barrett Trotter came off the bench to throw for 175 yards and one touchdown to lead Auburn to a 43-24 victory over Virginia in the Chick-fil-A Bowl in the Georgia Dome on Dec. 31.

Trotter completed 11-of-18 passes after he and Kiehl Frazier came in for injured starter Clint Moseley in the first quarter. Frazier had 16 carries for 55 yards and became the ninth Tiger to score two touchdowns in a bowl game. Tre Mason gained 64 yards on nine carries and had his first career rushing touchdown.

Auburn used a big second quarter as it scored 21 consecutive points to take control of the game, 28-14. After Virginia took a 14-7 lead, Auburn quickly answered as McCalebb ran it in from three yards out on third down to tie it 14-14 with 10:33 left in the half.

Then, Parkey successfully recovered his onside kick at the Auburn 41 as the Tigers went on to take the lead for good, 21-14, on Frazier's 1-yard third down rush with 8:44 left. Trotter completed a 50-yard pass to Blake to the Virginia 5. Auburn's 14 consecutive points came on 11 plays and 144 yards in 4:08.

On the ensuing possession, Chris Davis snuffed out a Virginia fake field goal after Eltoro Freeman broke up a Cavalier pass in the end zone the play before. Auburn scored a touchdown on its third-straight possession as Trotter completed a 29-yard touchdown pass to McCalebb with 59 seconds left in the half to give Auburn a 28-14 lead.

Virginia scored first, but walk-on Garrett Harper stepped up to help the

Tigers even the score on the next possession. Harper blocked the first punt of his career as Auburn took over on the Virginia 15. The Tigers tied it 7-7 as Frazier scored on a 3-yard touchdown run up the middle with 4:02 left in the opening quarter. McCalebb set it up with a 12-yard run the play before.

Mason scored his first career rushing touchdown to open the third quarter with a 22-yarder to put Auburn up 35-17 almost four minutes in.

Virginia scored with 6:20 left in the third, cutting the lead to 35-24, but the Cavaliers would come no closer.

Steven Clark pinned Virginia at its own 6-yard line and the Tigers defense held the Cavs to three and out as Gabe Wright made his first career sack at the 1-yard line. Then, Angelo Blackson blocked UVa's punt out of the end zone for a safety and a 37-24 lead with 1:57 remaining in the third. It's the first time Auburn had blocked two punts in the same game since 2003 vs. Louisiana-Monroe.

Quan Bray took the ensuing kickoff and returned it 57 yards to the Virginia 15. Parkey nailed a 45-yard field goal after a personal foul and false start penalty to make it 40-24 with 47 seconds to go in the third.

Parkey drilled his second field goal of the game, a 37-yarder, to give Auburn a 43-24 lead with 8:09 remaining.

Virginia	7	10	7	0	—	24
Auburn	7	21	12	3	—	43

VA - Burd 27 yd pass from Rocco (Randolph kick), 8:05, 1st
 AU - Frazier 3 yd run (Parkey kick), 4:02, 1st
 VA - Burd 6 yd pass from Rocco (Randolph kick), 12:59, 2nd
 AU - McCalebb 3 yd run (Parkey kick), 10:33, 2nd
 AU - Frazier 1 yd run (Parkey kick), 8:44, 2nd
 AU - McCalebb 25 yd pass from Trotter (Parkey kick), 0:59, 2nd
 VA - Randolph 24 yd field goal, 0:00, 2nd
 AU - Mason 22 yd run (Parkey kick), 11:09, 3rd
 VA - Parks 1 yd run (Randolph kick), 6:20, 3rd
 AU - TEAM Safety, 1:57, 3rd
 AU - Parkey 45 yd field goal, 0:47, 3rd
 AU - Parkey 37 yd field goal, 8:09, 4th

	VA	AU
First Downs	25	22
Rushing Att.-Yards	30-123	44-273
Passing Yards	312	181
Passing (C-A-I)	26-41-1	12-23-0
Total Offense	435	454
Punts-Avg.	1-39.0	3-49.0
Fumbles/Lost	1/1	2/0
Penalty-Yards	3-35	6-65
3rd Down Conv.	8-of-13	4-of-11
Time of Possession	28:40	31:20

RUSHING: (VA) - Parks 11-48 (TD); Richardson 6-33; Jones 8-32; Jennings 1-5; Millen 1-5; Hodges 1-3; Rocco 2-minus 3. (AU) - McCalebb 10-109 (TD); Mason 9-64 (TD); Frazier 16-55 (2TD); Trotter 5-32; Bray 1-16; Moseley 1-minus 1; TEAM 2-minus 2.

PASSING: (VA) - Rocco 26-41-1-312 (2TD). (AU) - Trotter 11-18-0-175 (TD); Moseley 1-4-0-6; Bray 0-1-0-0.

RECEIVING: (VA) - Jones 7-90; Burd 6-103 (2TD); Jennings 4-35; Keys 2-24; Millen 2-23; Phillips 2-7; Terrell 1-29; Snyder 1-5; Parks 1-minus 4. (AU) - Blake 6-108; Bray 3-12; McCalebb 2-53 (TD); Wisner 1-8.

Attendance: 72,919

NICK MARSHALL
11-1 as First-Year Starting QB
Three-time SEC Player of the Week

DEE FORD
All-SEC Defensive End

CARL LAWSON
Freshman All-American
Defensive End

REESE DISMUKES
All-American
All-SEC Center

ALEX KOZAN
Freshman All-American
Left Guard

GREG ROBINSON
All-American
All-SEC Offensive Tackle



COACH GUS MALZAHN
National Coach of the Year
SEC Coach of the Year

TRE MASON
Heisman Trophy Finalist
All-American Running Back
SEC Offensive Player of the Year

