

38 DANIEL CARLSON

21 KERRYON JOHNSON

71 BRADEN SMITH



AUBURN



UCF

JANUARY 1, 2018 | MERCEDES-BENZ STADIUM | ATLANTA, GA

2017 SENIORS

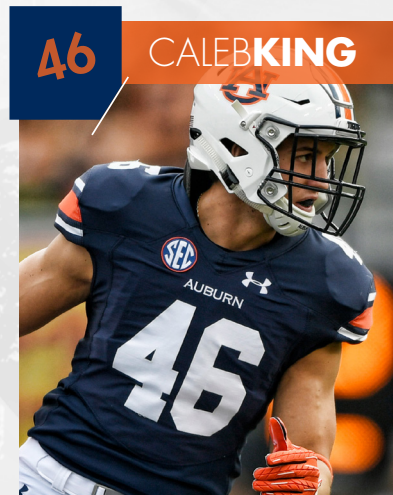
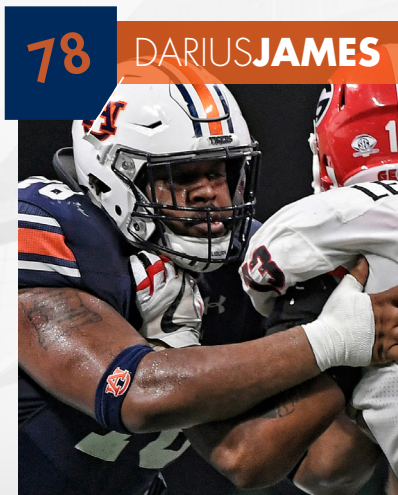
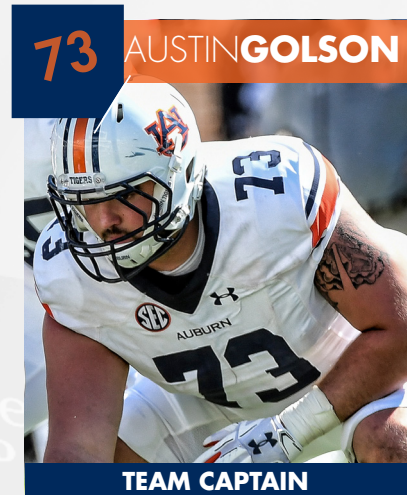
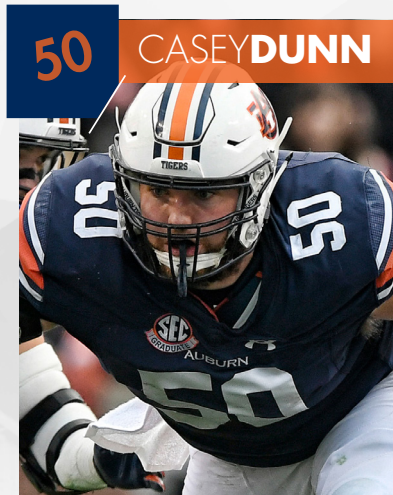
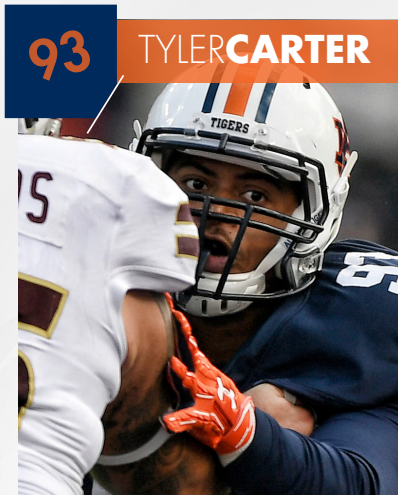



Table of Contents

Auburn Chick-fil-A Peach Bowl Media Guide

Table of Contents, Quick Facts.....	1
Noting the Tigers	2-15
Noting the Tigers	2-10
Auburn-UCF Series History.....	11
Career and Single-Season Record Updates	12-15
2017 Tigers	16-62
Numerical/Alphabetical Roster.....	16-17
Pronunciation Guide	17
Depth Chart	18
Bios.....	19-62
Coaching Staff.....	63-67
Gus Malzahn.....	63-64
Football Staff.....	65
Support Staff	66
Administration	67
2017 Season in Review	68-87
2017 Game Reviews.....	68-74
2017 Final Statistics.....	75-77
2017 Scoring Summaries.....	78
2017 Miscellaneous Statistics.....	78
2017 Team Game-By-Game Statistics/Starting Lineups.....	79
2017 Individual Game-By-Game Statistics	80-81
2017 Superlatives.....	82
2017 Plays of 20+ Yards.....	83
Last Time.....	84-87
Auburn Bowl History.....	88-112
Auburn Bowl History.....	88
Auburn Bowl Records.....	89-91
Auburn Bowl Recaps	92-112



On the Covers

Front Cover (L to R): **Daniel Carlson** (Groza Award Finalist, All-American, SEC Special Teams Player of the Year, All-SEC), **Kerryon Johnson** (All-American, SEC Offensive Player of the Year, All-SEC), **Braden Smith** (All-American, SEC Jacobs Blocking Trophy Recipient, All-SEC, Team Captain).

Back Cover (Clockwise): **Jarrett Stidham** (SEC Newcomer of the Year, All-SEC), **Tre' Williams** (All-SEC, Team Captain), **Jeff Holland** (All-American, All-SEC), **Carlton Davis** (All-American, All-SEC)

2017 Auburn Quick Facts

General Information

Location	Auburn, Ala.
Founded	1856
Enrollment	25,469
President	Dr. Steven Leath
Athletic Director	Jay Jacobs
Faculty Representative	Dr. Mary Boudreaux
Nickname	Tigers
Colors	Burnt Orange and Navy Blue (PMS 158 and 289)
Stadium	Jordan-Hare Stadium (87,451)
Playing Surface	Natural Grass
Conference	Southeastern (Western Division)
First Year of Football	1892
All-Time Record	759-435 -47 (125th Year)

Football Staff

Head Coach	Gus Malzahn
Assoc. Head Coach/Defensive Line	Rodney Garner
Offensive Coordinator/QBs	Chip Lindsey
Defensive Coordinator	Kevin Steele
Co-Offensive Coordinator/WRs	Kodi Burns
Offensive Line	Herb Hand
Running Backs/Special Teams Coordinator	Tim Horton
Tight Ends/H-backs/Recruiting Coordinator	Larry Porter
Secondary	Greg Brown
Linebackers	Travis Williams

2017 Results

10-3 Overall • 7-0 Home • 3-2 Away • 0-1 Neutral • 7-1 SEC

Sept. 2	GEORGIA SOUTHERN (SECN)	W, 41-7
Sept. 9	at #3 Clemson (ESPN)	L, 14-6
Sept. 16	MERCER (SECN-A)	W, 24-10
Sept. 23	at Missouri* (ESPNU)	W, 51-14
Sept. 30	#24 MISSISSIPPI STATE* (ESPN)	W, 49-10
Oct. 7	OLE MISS* (SECN).....	W, 44-23
Oct. 14	at LSU* (CBS)	L, 27-23
Oct. 21	at Arkansas* (SECN).....	W, 52-20
Nov. 4	at Texas A&M* (ESPN)	W, 42-27
Nov. 11	#2 GEORGIA* (CBS).....	W, 40-17
Nov. 18	ULM (ESPN2)	W, 42-14
Nov. 25	#1 ALABAMA* (CBS)	W, 26-14
Dec. 2	vs. #6 Georgia [SEC Championship] (CBS).....	L, 28-7
Jan. 1	vs. #10 UCF (Chick-fil-A Peach Bowl) (ESPN).....	11:30 am CT

*SEC game

Credits

The Auburn 2018 Chick-fil-A Peach Bowl media guide is published by the Auburn Athletic Communications Office, a division of the Auburn Athletic Department.

The guide was edited and produced by Shelly Poe, Dan Froehlich and Cody Voga with assistance from Scott Scroggins. Photography provided by Todd Van Emst and Wade Rackley.

Cover artwork was provided by Bekah Bennett.

The guide was printed by Interstate Printing, Mobile, Ala.

Auburn University is an equal opportunity educational institution/employer.

Bowl Notes

50th Chick-fil-A Peach Bowl

#7 Auburn (10-3, 7-1 SEC)

vs.

#10 UCF (12-0, 8-0 AAC)

Monday, Jan. 1, 2018 • 11:30 a.m. CT
Mercedes-Benz Stadium (73,000)
Atlanta, Ga..

Quick Facts

COACHES

Gus Malzahn (Henderson State, 1990)
Auburn Record45-21 (5th year)
vs. UCFNever met
Overall Record54-24 (6th year)
vs. UCFNever met

Scott Frost (Nebraska, 1997)
UCF Record18-7 (2nd year)
vs. AuburnNever met
Overall Record18-7 (2nd year)
vs. AuburnNever met

SERIES HISTORY

Auburn leads 3-0
at Auburn Auburn, 3-0
at OrlandoNever met
Last Meeting Auburn 28, UCF 10
..... Auburn, Ala. (11/6/1999)
Current Streak AU, W3
First meeting 1997 (AU, 41-14)
Most AU points41 (in 1997)
Most UCF points14 (in 1997)

RANKINGS

Auburn7 CFP/7 AP/8 USAT
UCF 12 CFP/10 AP/10 USAT

TV: ESPN

Play-by-Play Dave Flemming
Analyst Brock Huard
Sideline Reporter Allison Williams
Online: WatchESPN.com

RADIO: AUBURN SPORTS NETWORK

Play by Play Rod Bramblett
Analyst Stan White
Sideline Ronnie Brown
Locker Room Andy Burcham
Studio Host Paul Ellen
Local 93.9 WTGZ FM
Online: AuburnTigers.com | Tunein.com

NATIONAL RADIO: ESPN

Play by Play Tom Hart
Analyst Jordan Rodgers
Sideline Cole Cubelic

SOCIAL: #WarEagle

Official Twitter @AuburnFootball

THE CHICK-FIL-A PEACH BOWL

» Auburn (10-3, 7-1 SEC) faces UCF (12-0, 8-0 AAC) in the 50th anniversary Chick-fil-A Peach Bowl played Monday, January 1, at Mercedes-Benz Stadium in Atlanta.

Auburn is making its 42nd bowl appearance all-time, and its fifth straight under Gus Malzahn, the most consecutive seasons in a bowl for the Tigers since going bowling eight straight seasons from 2000-07. Auburn is 23-16-2 in bowl games.

It's the Tigers' sixth Peach Bowl appearance (4-1) and Auburn's 104th game played in Atlanta since its inaugural gridiron contest vs. Georgia there in 1892. Auburn is 48-47-8 all-time in Atlanta and 2-1 there under Gus Malzahn. Previous Peach Bowl appearances:

Season	Opponent	Result
1990	Indiana	W, 27-23
1997	Clemson	W, 21-17
2001	North Carolina	L, 10-16
2007	Clemson	W, 23-20 (OT)
2011	Virginia	W, 43-24

» Auburn is 3-0 in the series vs. UCF, with wins at Jordan-Hare Stadium in 1997, 1998 and 1999. The Tigers have faced current members of the American Athletic Conference twice previously in bowl games, losing to Houston in the 1969 Astro-Bluebonnet Bowl and defeating Memphis in the 2015 Birmingham Bowl.

» This is the 87th time in program history Auburn will play multiple games in the same away city in a season; the last was Nashville (2003). It's the 10th season Auburn has played multiple games in Atlanta.

» Auburn is the first team to defeat two CFP No. 1-ranked teams in the same season: 40-17 over Georgia and 26-14 over Alabama. Auburn is the only team to defeat a CFP No. 1 team by double digits, and the Tigers have done it twice this season. Auburn is the ninth team in the history of the AP poll to defeat multiple Top 2-ranked teams by double digits in the same season.

KICKOFF COVERAGE

» Auburn, Louisville, South Florida and Ohio State are the only FBS teams averaging more than 225 yards rushing and 225 yards passing

» Kerryon Johnson's 17 touchdowns in SEC play were three more than any other SEC player. A Doak Walker Award semifinalist, Johnson is the ninth different Auburn player to rush for 1,000 yards in a season since 2009

» Auburn, Alabama, Clemson, Georgia, Ohio State, Washington and Penn State are the only teams ranked in the top 25 in both scoring offense and scoring defense

» Auburn's 327 points scored in SEC regular season action are a program best, and just the second time an Auburn team has topped 300 points in SEC play (306 points in 2010)

» Auburn set a school record for most SEC wins in a season scoring 40 points or more with six such victories this season

» Senior kicker Daniel Carlson, the first-ever three-time Lou Groza Award finalist, is the SEC career leader in scoring (471), FG made (90) and consecutive PAT made (195)

» Kerryon Johnson is seventh in the FBS averaging 10.4 points per game this season (114 total points). He and Daniel Carlson (117 total points) are the only teammates ranked in the Top 20 nationally in total points scored

» Quarterback Jarrett Stidham leads the SEC in completion percentage (.667) and ranks seventh nationally

» Auburn is one of only nine FBS teams with both a 2,800-yard passer and a 1,300-yard rusher this season

» Auburn's three most recent opponents -- Alabama (11-1), Georgia (12-1) and UCF (12-0) -- are a combined 35-2 this season, with both losses coming to Auburn

» Auburn is looking for its 11th win for the seventh time in program history. Other 11-win seasons include: 1983 (11-1), 1993 (11-0), 2004 (13-0), 2006 (11-2), 2010 (14-0) and 2013 (12-2).

» Auburn defeated CFP #1 teams twice in a three week span, defeating Georgia, 40-17, on Nov. 11 and Alabama, 26-14, on Nov. 25.

Bowl Notes

TOTAL OFFENSE

» This is just the second season Auburn has had a player throw for 15 touchdowns and a player rush for 15 scores; Jarrett Stidham (17 pass) and Kerryon Johnson (17 rush) (also Cam Newton, 2010).

» Auburn has scored first in 11 of 13 games this year and in 15 of the last 17 games. The Tigers are 34-10 under Gus Malzahn when scoring first.

Auburn has scored on its opening drive in every game this season except the wins over Mercer, Texas A&M and Alabama.

» Against Missouri, Mississippi State and Ole Miss, Auburn scored 40+ points in three straight games for the first time since 2013 (62 Western Carolina, 45 Texas A&M, 45 Florida Atlantic).

Auburn scored 40+ points against three straight SEC opponents for the first time since the 2013-14 seasons: 59 vs. Missouri (2013), 45 vs. Arkansas and 41 vs. LSU (2014).

» Auburn's 327 points scored in SEC regular season action were a program best, and just the second time an Auburn team has scored more than 300 points in SEC play in a season (306 points in 2010).

» Auburn scored on 49 of its 56 trips into the red zone this season with 36 TDs, including 35-37 with 26 TD in SEC regular season play. The Tigers' 87.5 red zone scoring percentage is 41st nationally.

» Auburn's offense has produced 27 plays from scrimmage of at least 40 yards, tied for sixth nationally.

» Auburn has gained at least 200 yards total offense in a quarter 15 times under Gus Malzahn (once in 2017), eight against SEC teams.

	Opponent	Yds	Qtr
2016	ULM	309	3
2016	Arkansas State	250	2
2014	LSU	247	1
2013	Florida Atlantic	244	2
2013	Texas A&M	242	1
2014	Alabama	242	2
2017	Arkansas	239	3
2013	Western Carolina	229	2
2014	Arkansas	228	1
2013	Texas A&M	227	4
2014	San José State	224	1
2013	Missouri	220	3
2013	Tennessee	211	2
2016	Alabama A&M	210	3
2016	Arkansas State	202	1

» Auburn's 629 total offense yards (354 rush/284 pass) at Arkansas were the 12th-best total in Auburn history, the sixth-best ever by Auburn in an SEC contest and the seventh-best outing under Malzahn.

The Tigers gained 535 yards total offense (351 rush/184 pass) in the opener against Georgia Southern, 510 total yards (146 rush, 364

pass) against Mercer, 511 total yards (244 rush, 272 pass) against Mississippi State, 561 against Ole Miss (326 rush/235 pass) and 552 vs. ULM (317 rush/235 pass).

There have been nine 600-yard total offense games and 22 500-yard games during Malzahn's tenure as head coach at Auburn.

» Auburn's eight 40-point games this season are the most in program history, and its six 40-point totals in SEC play are the most in school history, passing the 2010, 2013 and 2014 Tigers (four games).

It's also the 14th time the Tigers have had multiple 50-point games in a season. This is only the fourth time Auburn has scored 50+ points in multiple SEC games (3 in 2010 and 2 in 2017, 2013 and 1970).

FIRST DOWNS

» The Tigers posted 26 first downs at Arkansas and against Mercer and 25 in the wins over Georgia Southern, Ole Miss, Georgia, ULM and Alabama.

The Tigers have gained 20+ first downs in eight games this year and total 284 first downs for the season (21.8 per game).

» Under Malzahn, the Tigers have gained 20 or more first downs in 48-66 games, with 29 games with 25+ first downs. Auburn averages 22.2 first downs per game under Malzahn.

ON THE RUN

» Only two schools had at least one 1,000-yard rusher per season from 2009-16: Auburn (10) and Boise State (8), and the Tigers have reached that mark again for 2017.

Auburn's 1,000-yard rushers during that span: Ben Tate (2009), Cam Newton (2010), Michael Dyer (2010 and 2011), Tre Mason (2012 and 2013), Nick Marshall (2013), Cameron Artis-Payne (2014), Peyton Barber (2015), Kamryn Pettway (2016), Kerryon Johnson (2017).

Johnson joined that list with a 167-yard performance against Georgia, and now has 1,320 yards for the season.

» In the latest NCAA statistics, Kerryon Johnson leads the SEC in rushing yards per game (120.0), scoring (11.4 ppg) and all-purpose yards per game (137.09).

Johnson is on pace to become the fifth Auburn player to lead the SEC in rushing during Malzahn's eight years at Auburn (2010/Cam Newton, 2013/Tre Mason, 2014/Cameron Artis-Payne, 2016/Kamryn Pettway).

AUBURN

TEAM STATISTICS	AU	OPP
Points/Game	34.4	17.3
First Downs	284	213
Rushing/Game	228.2	134.5
Passing/Game	225.8	177.8
Total Offense/Game	454.0	312.3
Time of Possession	31:08	28:52

INDIVIDUAL LEADERS

RUSHING	Att	Net	Avg.	TD
K. Johnson	263	1320	5.0	17
Martin	68	429	6.3	1

PASSING	C-A-I	Pct.	Yds	TD
Stidham	218-327-4	66.7	2827	17

RECEIVING	Rec.	Yds.	Avg.	TD
R. Davis	76	768	10.1	5
Stove	28	264	9.4	0
Slayton	24	574	23.9	5

DEFENSE	U-A-TT	TFL	INT	PBU
D. Davis	35-40-75	6.5	0	1
Matthews	33-20-53	2.0	1	1
D. Williams	25-27-52	4.0	0	0

UCF

TEAM STATISTICS	UCF	OPP
Points/Game	49.4	25.2
First Downs	307	252
Rushing/Game	201.2	165.7
Passing/Game	339.2	262.8
Total Offense/Game	540.4	428.5
Time of Possession	28:16	30:29

INDIVIDUAL LEADERS

RUSHING	Att	Net	Avg.	TD
Killins	112	762	6.8	10
Milton	93	497	5.3	7

PASSING	C-A-I	Pct.	Yds	TD
Milton	249-360-9	69.2	3795	35

RECEIVING	Rec.	Yds.	Avg.	TD
T. Smith	54	1082	20.0	13
Skelson	42	656	15.6	7
Alkins	30	459	15.3	4

DEFENSE	U-A-TT	TFL	INT	PBU
Jasinski	45-51-96	7.5	1	2
Burkett	41-33-74	4.5	0	3
Griffin	37-25-62	10.0	1	3

» Johnson is tied for seventh nationally with 17 rushing TD and is sixth with 19 total TD in 2017. In league play, his 17 total TD were three more than any other SEC player and he led the SEC with 15 rushing TD in league action. **His 17 rushing scores are more than 43 FBS teams have for the season.**

» With five rushing touchdowns against Missouri, three versus Mississippi State and three TD against Ole Miss, Johnson was the first Auburn player to rush for 11 total TD in a three-game span since Peyton Barber in 2015, the only Auburn players to reach that mark.

» A Doak Walker Award semifinalist, Johnson was the first Auburn player to rush for a touchdown in seven consecutive games since Nick Marshall during the 2013-14 seasons.

» All-time Auburn leaders in rushing touchdowns in a season in SEC games:

15	Cam Newton (2010)
15	Kerryon Johnson (2017)
13	Tre Mason (2013)

» Against Alabama, Johnson rushed for 104 yards and a score, and threw a 3-yard touchdown pass to Nate Craig-Myers.

» Johnson's 204 rushing yards on 28 carries against Ole Miss was a career high for the junior, and the 29th 200-yard rushing game in Auburn history.

After rushing for 156 yards on a career-best 31 carries at LSU and gaining 63 yards in the first half at Arkansas, he added another 100-yard performance at Texas A&M with 145 yards gained on 29 carries, scoring on a 2-yard run and a 2-yard reception. With five catches in the game, he finished with 174 all-purpose yards. He rushed for 167 yards and scored on a 55-yard TD catch (career long reception) against Georgia.

Bowl Notes

Auburn By the Numbers

Category	2017	Malzahn Era
Record	10-3	45-21
SEC	7-1	25-15
West	5-1	18-12
East	2-0	7-3
Non-Conf	3-2	20-6
Home	7-0	30-7
Away	3-2	12-10
Neutral	0-1	3-4
Day	6-2	22-12
Night	4-1	23-9
TV Games	10-3	44-21
CBS	2-2	7-9
ESPN	2-1	12-9
ESPN2	1-0	4-2
ESPNU	1-0	4-0
FSN	0-0	2-0
SEC Network	4-0	15-1
Scoring first	8-3	34-10
Opp scoring first	2-0	11-11
Leading at half	10-1	36-6
Trailing at half	0-2	6-14
Tied at half	0-0	3-1
Leading after 3Q	10-1	39-3
Trailing after 3Q	0-2	4-16
Tied after 3Q	0-0	2-2
Overtime Games	0-0	1-2
Scoring <20 pts	0-2	1-12
Scoring 20+ pts	10-1	44-9
Scoring 30+ pts	8-0	37-5
Scoring 40+ pts	8-0	25-2
Allowing <20 pts	7-1	25-4
Allowing 20+ pts	3-2	20-17
Allowing 30+ pts	0-0	6-11
Rushing for <100 yds	0-1	0-4
Rushing for 100+ yds	10-2	45-17
Rushing for 200+ yds	8-0	37-8
Rushing for 300+ yds	4-0	20-1
Passing for 200+ yds	9-0	26-8
Passing for 300+ yds	1-0	2-2
Totaling <300 yds	0-2	0-9
Totaling 300+ yds	10-1	45-12
Totaling 400+ yds	10-0	35-8
Totaling 500+ yds	6-0	20-2
Allowing <100 yds	1-0	1-0
Allowing <300 yds	3-1	13-2
Allowing 300+ yds	7-2	32-19
Having 100-yd rusher	8-1	37-10
Having 2 100-yd rushers	1-0	11-0
Having 100-yd receiver	2-0	12-4
Opp 100-yd rusher	1-0	11-11
Opp 100-yd receiver	1-1	11-8
No turnovers	4-2	13-4
<3 turnovers	8-3	39-15
3+ turnovers	2-0	6-6
No takeaways	3-1	7-7
<3 takeaways	7-2	33-17
3+ takeaways	3-0	12-3
Win turnover battle	4-2	23-7
Lose turnover battle	2-1	11-10
Turnovers even	4-0	11-4
30:00+ possession	7-2	24-8
<30:00 possession	3-1	21-13

» Johnson now ranks 12th on Auburn's career rushing list with 2,423 yards, 11 career 100-yard games, 31 career rushing touchdowns and seven career multiple-score games.

» Johnson's five rushing touchdowns at Missouri were the most by an Auburn player since Peyton Barber had five rushing TD vs. San José State in 2015, and just one shy of the Auburn record of six touchdowns set by Carnell Williams vs. Mississippi State in 2003.

» Auburn got 100-yard rushing performances vs. Georgia Southern from Kerryon Johnson (136 yards, 1 TD) and Kam Martin (136 yards, 1 TD), the first Auburn duo to rush for 130+ yards in a game since Carnell Williams (161) and Brandon Jacobs (182) vs. Mississippi State in 2003.

Johnson's 60-yard touchdown run in the first quarter was his longest career run and his 15th career TD (all rushing). Martin's third carry of the game went for 36 yards and his fourth career rushing touchdown. Martin broke off a 61-yard run in the fourth quarter, the longest of his career.

Kamryn Pettway rushed for 128 yards and three touchdowns against Mercer, his eighth career 100-yard rushing game and his third career multiple-touchdown game.

At Arkansas, Pettway rushed for 90 yards and three scores in the second half, including 86 yards rushing and three touchdowns in the third quarter.

» Current players with 100-yard rushing performances:

Kerryon Johnson (11)
Kamryn Pettway (8)
Kam Martin (2)

» Auburn has produced a 100-yard rusher in 47 of 66 games under head coach Gus Malzahn. Ten different Tigers have rushed for 100 yards in a game under Malzahn (58 100-yard performances).

Auburn's record with a 100-yard rusher during the Malzahn era is 37-10; with two 100-yard rushers in the same game, it's 11-0.

» Johnson's career 100-yard performances:
204 Ole Miss (2017)
167 Georgia (2017)
156 at LSU (2017)
146 ULM (2016)
145 at Texas A&M (2017)
137 ULM (2017)
136 Georgia Southern (2017)
124 Arkansas State (2016)
116 Mississippi State (2017)
108 Alabama A&M (2016)
104 Alabama (2017)

» Pettway is 30th in Auburn career rushing with 1,529 yards; his 1,224 yards in 2016 were the 13th-best season ever by an Auburn rusher.

Pettway averaged 138.7 ypg against SEC opponents last season with five 100-yard games and seven touchdowns.

» Pettway's career 100-yard performances:
236 Ole Miss (2016)
192 Arkansas (2016)
173 Vanderbilt (2016)
169 Mississippi State (2016)
152 Arkansas State (2016)
128 Mercer (2017)
123 Texas A&M (2016)
101 Oklahoma (2016)

QB JARRETT STIDHAM

» Sophomore Jarrett Stidham leads the SEC and ranks seventh nationally in completion percentage (.667, 218-327) and ranks fifth in the league and 15th nationally in passing efficiency (154.0).

Averaging 217.5 passing yards per game with 17 touchdown passes for the season, his long completion was a 75-yard touchdown toss to Ryan Davis vs. Ole Miss.

» Stidham ranks third in passing yardage (2,827), first in completions (218) and seventh in touchdown passes (17) among Auburn single-season all-time leaders.

» In SEC regular season games, Stidham had a pass efficiency rating of 169.56. He was 125-186 (.672) in SEC action, passing for 1,819 yards and 12 scores. In SEC games only, Stidham led the conference in yards per attempt (9.8) and passing efficiency.

» Stidham ranks seventh nationally with 17 passes of at least 40 yards and is fifth with 10 50+-yard passes this season. He is tied for 19th with 22 30+-yard passes this season.

» Stidham's long completions at Auburn:

75/TD Ryan Davis (Ole Miss)
58 Kyle Davis (at Missouri)
57/TD Nate Craig-Myers (at Missouri)
57 Eli Stove (Miss St)
55/TD Kerryon Johnson (Georgia)
53/TD Darius Slayton (at Texas A&M)
52 Kyle Davis (Miss St)
52 Ryan Davis (at LSU)
50/TD Darius Slayton (ULM)
50 Darius Slayton (at Arkansas)
49/TD Will Hastings (at LSU)
49 Darius Slayton (Miss St)
47/TD Will Hastings (Miss St)
46 Will Hastings (at Missouri)
46 Darius Slayton (at Texas A&M)
42/TD Darius Slayton (Georgia)
41/TD Kam Martin (ULM)

» At Texas A&M, Stidham was 20-27 for 268 yards passing, with touchdown passes of 53, 4 and 2 yards, his first three-TD game at Auburn.

He added three more TD passes against Georgia, where he was 16-23 for 214 yards, and also scored on a 7-yard run. That made him the first Auburn QB since Cam Newton

Bowl Notes

(2010) to throw three scores in consecutive games.

» At Missouri, he was 13-17 for 218 yards and a touchdown. Against Mississippi State, Stidham was 13-16 for 264 yards and pair of scores, earning SEC player of the week and Earl Campbell Tyler Rose player of the week honors.

He was 14-21 against Ole Miss for 235 yards and touchdowns of 75 and 19 yards, and passed for 165 yards at LSU with a 49-yard TD and 218 yards at Arkansas.

» Stidham finished 32-37 for 364 yards passing against Mercer. His 32 completions were the second-most in a game in Auburn history (Patrick Nix, 34 vs. Arkansas in 1995).

At 86.5%, Stidham had the second best single-game completion percentage in SEC history [minimum 30 completions] (record: 88.6%, Tim Tebow, 31-35 vs. Cincinnati, 2009).

» Stidham had a stretch of 18 consecutive completions from midway through the first quarter through early in the third quarter, setting an Auburn record (previous: 16, Stan White vs. New Mexico State, 1993).

Stidham's 364 passing yards were the 11th-most in a single game in Auburn history, and marked the second 300-yard passing game of his career and Auburn's first individual 300-yard passer since Nick Marshall threw for a school-record 456 yards at Alabama in 2014.

» Against Georgia Southern in his Auburn debut, Stidham rushed for a 14-yard touchdown and notched his first passing TD, a 19-yard strike to Ryan Davis, then another in the fourth quarter, another 19-yard scoring pass to Will Hastings.

Stidham was the first QB to throw and run for a TD in his Auburn debut since Cam Newton vs. Arkansas State in 2010. Two other QBs threw and rushed for a TD in their Auburn debuts: Pat Sullivan vs. Wake Forest (1969) and Patrick Nix vs. Ole Miss (1994).

» Stidham was 75-109 passing for 1,265 yards and 12 touchdowns as a true freshman at Baylor during the 2015 season. He appeared in 10 games, starting three games (Kansas State, Oklahoma, Oklahoma State).

THE TARGETS

» Ryan Davis has set the Auburn single-season record for receptions with 76; he ranks second in the SEC in receptions per game with 5.8 catches per contest.

The junior has 76 receptions for 768 yards and five scores in 2017. His first career 100-yard game came against Alabama, where he had 11 receptions for 139 yards.

Davis has eight games this season with six or more receptions; his previous best was 80 yards on seven catches with a 4-yard score at Texas A&M.

» With 149 receiving yards on four catches at Arkansas, Darius Slayton recorded his first career 100-yard game and the 124th 100-yard receiving game in Auburn history (16th under Malzahn).

It was the most receiving yards by a Tiger since Ricardo Louis caught seven passes for 154 yards at Kentucky in 2015.

Slayton's 62-yard touchdown reception at Arkansas from Ryan Davis was a career long and also the longest TD completion by a non-quarterback in Auburn records.

Slayton followed up with 99 receiving yards on just two catches at Texas A&M, with a 53-yard TD from Stidham, and added a 42-yard score against Georgia and a 50-yard touchdown against ULM.

» Slayton was the first AU receiver to catch a TD pass in four straight games since Emory Blake (seven games in 2010-11). His 404 yards receiving over the last five regular season games surpassed his career total of 292 yards entering this season.

» Slayton leads the team averaging 23.9 yards per reception on 24 catches, followed by Will Hastings (20.4 ypc on 20 receptions). Davis (5), Slayton (5), Hastings (3) and Nate Craig-Myers (3) lead the team in touchdown catches.

» Nine Auburn players have caught at least one pass of 35 yards or longer this year.

» Auburn is tied for seventh nationally with 11 passes of 50 or more yards and is ninth nationally with 18 pass plays of 40+ yards.

» This season, 17 different Auburn receivers have caught at least one pass.

DEFENSIVE DOMINATION

» Auburn ranks 14th nationally in total defense and 10th in scoring defense, allowing 312.3 yards and 17.3 points per game.

» Auburn is allowing 312.3 total yards per game, the fewest the Tigers have allowed in a season since 2007 (297.9).

» Auburn has allowed negative/no yards on 319 of 886 (36.0%) plays defended this season.

» Auburn ranks ninth nationally allowing just 4.58 yards per play, the Tigers' best season mark since 2007 (4.53).

» Georgia Southern was held without a third-down conversion (0-15); the last time an Auburn defense held an opponent to 0 third-down conversions was vs. LSU (0-13) in 2014.

» Auburn held Georgia Southern to 78 yards total offense, the fewest by an Auburn opponent since Ole Miss had 9 total yards in 1985 and tied for the fewest yards allowed in an FBS vs. FBS game this season.

Auburn's Bowl MVPs

BCS National Championship Game

2010 Michael Dyer (offense)
Nick Fairley (defense)

Birmingham Bowl

2015 Jovon Robinson

Citrus Bowl/Capital One Bowl MVP

1982 Randy Campbell (*Tangerine Bowl*)
1987 Aundray Bruce
2001 Ben Leard (offense)
Javor Mills (defense)
2003 Ronnie Brown (MVP)
Dontarrius Thomas (defense)

Cotton Bowl MVP

1986 Bo Jackson
2007 Courtney Taylor (offense)
Will Herring (defense)

Gator Bowl MVP

1954 Vince Dooley
1954 Joe Childress
1955 Joe Childress
1971 Pat Sullivan
1972 Wade Whatley
1974 Phil Gargis

Independence Bowl MVP

1996 Dameyune Craig (offense)
Ricky Neal (co-defense)
Takeo Spikes (co-defense)

Liberty Bowl MVP

1965 Tom Bryan
1984 Bo Jackson

Music City Bowl MVP

2003 Jason Campbell

Outback Bowl MVP

1990 Reggie Slack
2010 Darvin Adams

Peach Bowl/Chick-fil-A MVP

1990 Stan White (offense)
Darrel Crawford (defense)
1998 Dameyune Craig (offense)
Takeo Spikes (defense)
2007 Pat Sims
2011 Oterio McCalebb (offense)
Chris Davis (defense)

Sugar Bowl MVP

1984 Bo Jackson
2005 Jason Campbell

Sun Bowl MVP

1968 Buddy McClinton (defense)
David Campbell (offense)

Bowl Notes

Career Stats In Bowl Games

PASSING

Player	Comp-Att-Int	TD	Yds
Jason Smith	0-1-0	0	0
Kerryon Johnson	1-1-0	0	1

RUSHING

Player	No	Yds	Avg./C	TD
Kerryon Johnson	15	53	3.5	1
Jason Smith	1	6	6.0	0
Eli Stove	2	8	4.0	0
Chandler Cox	1	3	3.0	1
Ryan Davis	1	-1	-1.0	0

RECEIVING

Player	No	Yds	Avg./C	TD
Kerryon Johnson	2	42	21.0	0
Jason Smith	1	11	11.0	1
Eli Stove	4	39	9.7	0
Darius Slayton	1	56	56.0	0
Nate Craig-Myers	1	12	12.0	0
Will Hastings	1	3	3.0	0
Jalen Harris	1	1	1.0	1

DEFENSIVE

Player	UA+A	Tot	Misc.
Tre' Williams	5+6	11	---
Carlton Davis	8-7	15	0.5 Sack
Dontavious Russell	4+3	7	---
Tray Matthews	2+3	5	1 Int, 1 BrUp
Stephen Roberts	7+3	10	---
Jeff Holland	2+2	4	1 Sack, 2 TFL
Nick Ruffin	5+1	6	1 BrUp
Deshaun Davis	5+3	8	---
Javaris Davis	5+0	5	1 BrUp
Montavious Atkinson	4+1	5	---
Marlon Davidson	2+1	3	1 BrUp
Darrell Williams	0+3	3	---
Andrew Williams	0+2	2	---
Daniel Thomas	0+1	1	---
Derrick Brown	0+1	1	---

PUNT RETURNS

Player	No.	Yds.	Avg.	TD
Stephen Roberts	1	2	2.0	0

KICK RETURNS

Player	No.	Yds.	Avg.	TD
Kerryon Johnson	2	32	16.0	0

PUNTING

Player	No.	Yds.	Avg/Punt	Long
Daniel Carlson	4	183	45.8	55

KICKING

Player	PAT	FGA-M	Long	Pts
Daniel Carlson	9-9	4-6	51	21

That tied the fewest yards by an opponent in a season opener since UT-Chattanooga had 78 yards in 1967 and was the first time an opponent was held under 100 yards since Ball State had 92 yards in 2001.

» The Tigers held Georgia Southern (70) and Clemson (96) to fewer than 100 yards rushing, the first time the Auburn defense did that in back-to-back games since 2014. Ole Miss gained only 83 yards on the ground.

In 26 games under Kevin Steele as defensive coordinator, Auburn has held eight different opponents to 100 yards rushing or fewer, the latest being Georgia (46 rushing yards).

» Auburn's defense has allowed only three touchdowns in the first quarter in the last 18 games, only two in the opening period during 2017. The Tigers have allowed an average 53.4 yards first-quarter total offense this season.

» Auburn has registered 63 three-and-outs on 158 drives this season, averaging 4.85 per game, 12th-best nationally.

» The last time Auburn allowed 266 yards rushing or fewer in the first three games of a season was 2014 (258: Arkansas/153, San Jose' State/65, at Kansas State/40).

The last time Auburn surrendered 100-or-fewer yards in three straight games was at the start of the 2008 season (ULM/84, Southern Miss/37, at Mississippi State/38).

» Auburn has allowed only 17.1 points per game since the start of the 2016 season.

» In 26 games under Steele, the Auburn defense has recorded 61 sacks (2.35 per game) and has only been held without a sack four times. Auburn has recorded at least 6.0 TFL in 17 of those games.

Those 61 sacks are the most in consecutive seasons at Auburn since recording 63 sacks in 2009-10. The Tigers' 36 sacks this season are their most since 2005 (39).

The Tigers have forced 35 turnovers (17 INT, 18 FR) and allowed only 18 rushing touchdowns during that stretch.

» Auburn is tied for 20th nationally having allowed only four plays from scrimmage of at least 50 yards this season.

» Auburn is third nationally having allowed just 18 rushing TD since the start of the 2016 season and ranks sixth allowing only 50 total TD during that span.

» The Tigers rank ninth nationally, allowing only 129 plays of 10 yards or more (9.9/game).

» The Tigers rank ninth nationally and first in the SEC recovering 12 fumbles this season.

Against Clemson, Auburn forced and recovered two opponent fumbles for the first

time since last season's Mississippi State game. Forcing the fumbles were Jeff Holland and Marlon Davidson, with Jeremiah Dinson and Tray Matthews on the recoveries.

At Missouri, Holland, Montavious Atkinson and Jordyn Peters forced fumbles that were recovered by Davidson, Daniel Thomas and Tyrone Truesdell. Stephen Roberts forced an LSU fumble recovered by Carlton Davis.

At Arkansas, Jeff Holland forced two fumbles and recovered one; another fumble was forced by Derrick Brown and Deshaun Davis and Darrell Williams had recoveries.

Darrell Williams also recovered a Georgia fumble. Carlton Davis had a fumble recovery vs. ULM and and Tre' Williams recovered an Alabama fumble.

DEFENDING THE PASS

» Auburn ranks 22nd nationally in defensive pass efficiency (113.06) and 14th in passing yards allowed per game, giving up just 177.8 yards per contest. The Tigers allow just 5.9 yards per pass attempt, tied for seventh nationally.

» Auburn has allowed only 2,311 passing yards this season, giving up 177.8 passing yards per game, the Tigers' best mark since allowing 173.2 yards per game in 2007.

» Against ULM, Javaris Davis recorded his second interception of the season and Nick Ruffin scored on a 45-yard interception return. It's the first time since 2011 Auburn has had multiple interception scores in a season.

» Sophomore Daniel Thomas grabbed Auburn's first interception of 2017 with a pick in the endzone on the final play of the win against Georgia Southern. Carlton Davis had an interception at Missouri, the fourth of his career.

Against Mississippi State, Tray Matthews recorded his fourth interception at Auburn and Javaris Davis recorded his first career pick six with a 37-yard return. That was Auburn's first interception touchdown since 2015 and its first in an SEC game since 2014.

» Georgia Southern's eight passing yards were the fewest by an Auburn opponent since Vanderbilt had just seven yards passing against the Tigers in 1993.

» The Auburn defense has 66 interceptions in 66 games since the beginning of 2013. Five members of the current squad have multiple career interceptions.

CAREER INT ON CURRENT SQUAD:

Tray Matthews (5; 1 at Georgia)
Carlton Davis (4)
Javaris Davis (4)
Daniel Thomas (3)
Stephen Roberts (2)
Nick Ruffin (1)

Bowl Notes

TOP TACKLERS

» Seven current players have totaled more than 100 career tackles each at Auburn: Tre' Williams (184), Tray Matthews (174), Deshaun Davis (143), Carlton Davis (138), Stephen Roberts (136), Dontavius Russell (113) and Darrell Williams (104). Nick Ruffin (91) could soon join that list.

» Senior linebacker Tre' Williams led Auburn with a career-best 10 tackles, 2.0 sacks, 2.0 TFL and a QB hurry against Georgia Southern, Williams' third career double-figure tackle game and the seventh game he has been Auburn's leading tackler during his career.

Carlton Davis, with a career-best 11 tackles and two PBU, was the top tackler at Clemson.

Tre' Williams and Jeremiah Dinson led the Tigers with six tackles each against Mercer. Tray Matthews and Montavius Atkinson each had a team-best six tackles at Missouri.

Deshaun Davis tied a career high with a team-best 10 tackles against Mississippi State. Davis, Nick Ruffin and Jamel Dean led Auburn with seven tackles each vs. Ole Miss.

At LSU, Deshaun Davis, Darrell Williams, Roberts and Dontavius Russell each had seven stops. At Arkansas, Russell, Darrell Williams and Nick Coe led Auburn with six tackles each.

Derrick Brown was the tackle leader at Texas A&M with a career-best seven stops. Stephen Roberts, Carlton Davis and Jeremiah Dinson had six tackles each vs. Georgia to lead the Tigers.

Deshaun Davis had nine tackles, two TFL and a sack against ULM, and led Auburn with 10 tackles in the SEC championship game.

» Six current players have at least one career double-figure tackle game at Auburn:

Deshaun Davis (4)
 Tre' Williams (3)
 Carlton Davis (2)
 Tray Matthews (1)
 Nick Ruffin (1)
 Darrell Williams (1)

» Marlon Davidson was the SEC defensive lineman of the week vs. Missouri with four tackles, a TFL and a 33-yard fumble return.

Nick Coe was the SEC defensive freshman of the week vs. Mississippi State with six tackles, four QB hurries and two third-down and a fourth-down stop. Coe repeated that honor with six tackles and a sack at Arkansas.

Jeff Holland was named SEC defensive player of the week at Arkansas, forcing two fumbles, recovering one, and recording 1.5 sacks and three tackles.

» The number of career games current players have led the team in tackles:

Deshaun Davis (9)
 Tre' Williams (8)
 Tray Matthews (5)
 Darrell Williams (3)
 Carlton Davis (3)

Stephen Roberts (3)
 Nick Ruffin (2)
 Dontavius Russell (2)
 Jeremiah Dinson (2)
 Montavius Atkinson (1)
 Derrick Brown (1)
 Nick Coe (1)
 Jamel Dean (1)
 Daniel Thomas (1)

» Auburn's 36 sacks are its most in a season since 2005 (39). Auburn has passed its season sack total from the past three years -- 2016 (25), 2015 (19) and 2014 (21).

The Tigers are 21st nationally this season in total sacks (2.77 per game). Auburn's 79 TFL this year rank 60th nationally (6.1/gm).

» Jeff Holland is fourth in the SEC and ranks 22nd nationally averaging 0.69 sacks per game (9.0 total for the season), ranking him tenth among Auburn's all-time single-season leaders.

» Auburn's 12 TFL and six sacks vs. Georgia Southern were the most by the Tigers since 14 TFL and six sacks vs. Ole Miss in 2013.

Four players collected the six sacks: Tre' Williams (2), Marlon Davidson (2), Derrick Brown and Jeff Holland. Williams, Davidson, Brown, Holland and Stephen Roberts had multiple TFL against the Eagles.

Against Clemson, Brown, Holland, Nick Coe, Montavius Atkinson, Tre' Williams and Dontavius Russell had a hand in sacks, and Davidson, Roberts, Jamel Dean and Darrell Williams added TFL.

Auburn totaled seven TFL against Mercer, six at Missouri and at LSU, five vs. Mississippi State and four vs. Georgia.

At Arkansas, Auburn's six sacks came from Holland (1.5), Jeremiah Dinson, Brown, Big Kat Bryant, Coe (0.5), Davidson (0.5) and T.D. Moultry (0.5), part of eight TFL that game. Those six sacks were the most by Auburn in an SEC game since six against Ole Miss in 2013.

LEGATRON

» The first-ever three-time Lou Groza finalist, Daniel Carlson holds 13 Auburn kicking records. The All-American holds the SEC records for career scoring (471 points), field goals made (90) and consecutive PAT made (195).

Carlson is also a member of the 2017 AFCA Good Works Team, a Senior CLASS Award and Pop Warner Award finalist and a Wuerffel Trophy semifinalist.

» Carlson has made 195 consecutive PAT kicks, the longest such string in Auburn history. He broke the SEC consecutive PAT record against Mississippi State (previous: John Becksvoort, Tennessee, 1991-94, 161 PAT).

He is now the leader in Auburn career PAT made and one of just six SEC kickers to convert 100% of more than 100 PAT attempts.

» Carlson is second all-time in NCAA

Auburn In Overtime

Auburn OT Record: 8-6

Home: 6-3

Road: 0-3

Neutral: 2-0

SEC: 1-5

Non-Conference: 7-1

Date	Opponent	Result
11/16/96	GEORGIA(4OT)	L, 56-49
9/25/99	OLE MISS	L, 24-27
11/11/00	GEORGIA	W, 29-26
10/20/01	LOUISIANA TECH	W, 48-41
9/28/02	SYRACUSE (3OT)	W, 37-34
10/19/02	at Florida	L, 30-23
10/22/05	at LSU	L, 20-17
9/8/07	SOUTH FLORIDA	L, 26-23
12/31/07	vs. Clemson*	W, 23-20
1/1/10	vs. Northwestern^	W, 38-35
9/18/10	CLEMSON	W, 27-24
9/15/12	ULM	W, 31-28
9/12/15	JACKSONVILLE ST.	W, 27-20
10/24/15	at Arkansas (4OT)	L, 54-46

All games 1 OT unless noted

Home Games All Caps

* Chick-fil-A Bowl

^ Outback Bowl

Auburn OT Records:

First OT Game in SEC History:

Auburn vs. Georgia, 1996

Most OT Periods: 4, vs. Georgia, 1996

4, at Arkansas, 2015

Most OT Points Scored: 22 at Arkansas, 2015

Most Rushing Yards:

52, Peyton Barber at Arkansas, 2015

Most Passing Yards:

45, Dameyune Craig vs. Georgia, 1996

Most Receiving Yards:

23, Karsten Bailey vs. Georgia, 1996

Bowl Notes

Auburn In The NFL

Name	Pos.	Team
Montravius Adams	DT	Green Bay Packers
Cameron Artis-Payne	RB	Carolina Panthers
Peyton Barber	RB	Tampa Bay Buccaneers
Daren Bates	LB	Tennessee Titans
Angelo Blackson	DL	Houston Texans
Quan Bray	WR	Indianapolis Colts
Josh Bynes	LB	Arizona Cardinals
Sammie Coates	WR	Cleveland Browns
Shon Coleman	OL	Cleveland Browns
Blake Countess	DB	Los Angeles Rams
Karlos Dansby	LB	Arizona Cardinals
Nick Fairley	DT	New Orleans Saints
Dee Ford	DE	Kansas City Chiefs
Rudy Ford	DB	Arizona Cardinals
Corey Grant	RB	Jacksonville Jaguars
Josh Harris	LS	Atlanta Falcons
Joshua Holsey	DB	Washington Redskins
Jonathan Jones	DB	New England Patriots
Brandon King	DB	New England Patriots
DaVonte Lambert	DL	Tampa Bay Buccaneers
Devaroe Lawrence	DT	New Orleans Saints
Carl Lawson	DE	Cincinnati Bengals
Ricardo Louis	WR	Cleveland Browns
Cam Newton	QB	Carolina Panthers
Cody Parkey	PK	Miami Dolphins
Jay Prosch	FB	Houston Texans
Greg Robinson	OL	Detroit Lions
Pat Sims	DT	Cincinnati Bengals
Neiko Thorpe	DB	Seattle Seahawks
C.J. Uzomah	TE	Cincinnati Bengals
Christian Westerman	OL	Cincinnati Bengals
Jermaine Whitehead	DB	Green Bay Packers

» Auburn has 32 former lettermen on NFL team rosters, representing 19 different NFL teams

» Auburn players on NFL practice squads: Cassanova McKinzy (Rams), Chad Slade (Texans), Gimel President (Texans), Gabe Wright (Dolphins)

» Auburn has had 29 players taken in the first round and four No. 1 overall draft picks: Cam Newton (Carolina, '11), Aundray Bruce (Atlanta, '88), Bo Jackson (Tampa, '86) and Tucker Frederickson (NY Giants, '65)

» At least one former Tiger has been selected to 16 of the last 18 Pro Bowls

» Auburn has had at least one former player in nine of the last 12 Super Bowls

records for most field goals made (90); Zane Gonzalez (Arizona State, 2013-16) holds the NCAA record with 96.

With 471 points, Carlson is also second in career points scored by a kicker (behind Gonzalez/494) in NCAA records.

Carlson is fifth in NCAA records in career points scored; the recordholder is Keenan Reynolds (530, Navy, 2012-15).

» In NCAA history, Carlson is currently second in career FG percentage on 50-yard kicks (65.0, 13-20) behind Max Zendejas (Arizona, 1982-85, 14-23, 60.9%). Carlson holds the NCAA record with seven games of four or more field goals made, and is tied with Zane Gonzalez for the most career games with three or more field goals made (15).

» The leading scorer in SEC history, Carlson has scored 465 points kicking (90-111 FG, 195-195 PAT) during his four-year career, best all-time among Auburn kickers.

Just the ninth Auburn player ever to score 100+ points in a season, his overall scoring total of 471 points (including one TD) is the best in Auburn and SEC history.

» Carlson is Auburn's all-time leader in field goals made (90, best in SEC history) and FG percentage (.811, 90-111, 10th in SEC history).

» Carlson is the Tigers' career leader for FG of 50 yards or longer with 13, surpassing Neil O'Donoghue (five from 1975-76). He is 13-20 on career FG of at least 50 yards.

Carlson's 52- and 56-yard field goals made at Missouri were the first time an Auburn kicker made two 50+ yard FG in a game since 1987.

» Carlson's 50+-yard kicks:

- 56 vs. Louisville (2015)
- 56 at Missouri (2017)
- 54 Georgia (2017)
- 53 Clemson (2016)
- 53 Vanderbilt (2016)
- 52 at Kentucky (2015)
- 52 Ole Miss (2015)
- 52 at Alabama (2016)
- 52 at Missouri (2017)
- 51 vs. Wisconsin (2014)
- 51 Mississippi State (2015)
- 51 LSU (2016)
- 50 Georgia Southern (2017)

» Carlson has 12 career games with three or more FG made:

- 6 LSU (2016)
- 5 at Alabama (2014)
- 4 Ole Miss (2015)
- 4 at Texas A&M (2015)
- 4 at Ole Miss (2016)
- 4 at Alabama (2016)
- 4 Georgia (2017)
- 3 at Mississippi State (2014)
- 3 Mississippi State (2015)
- 3 at Kentucky (2015)

- 3 Arkansas State (2016)
- 3 Vanderbilt (2016)
- 3 at Missouri (2017)
- 3 Ole Miss (2017)
- 3 at LSU (2017)

» Carlson's 13 career field goals made from 50 yards or longer are eight more than any other current FBS kicker.

» His 28 field goals made last season were the most in Auburn history. Carlson has four of the top six years in FG made in Auburn history:

- 1. 28 (2016)
- 2. 23 (2015)
- T4. 20 (2017)**
- 6. 18 (2014)

» For Carlson's career, 219 of 309 kickoffs (70.9%) have been touchbacks.

» Against Arkansas State in 2016, Carlson set an Auburn record for most points scored by a kicker (21), making three field goals, six PAT and scoring a 20-yard rushing touchdown on a fake field goal attempt (the first Auburn TD on a fake FG since 2000). Carlson broke the record of 18 points scored in a game he (at Alabama, 2014) shared with Al Del Greco (1982).

MORE SPECIAL TEAMS

» Auburn kickers have converted 222 consecutive PAT attempts back to the 2013 Tennessee game, the longest active streak in the FBS.

» Senior Tyler Stovall was a semifinalist for the Mortell Holder of the Year Award. Stovall has been the holder for all of Daniel Carlson's SEC-record 463 kick points scored.

» Auburn one game ahead of Hawai'i for the longest current string of games without having a punt blocked (116 games). The Tigers last had a punt blocked vs. Mississippi State in 2009.

» Auburn's blocked punt recovered for a touchdown at Texas A&M was the first blocked punt by the Tigers since 2013 (vs. Alabama) and the first recovered for a score since 2006 (Florida). Nick Ruffin had the block and Malik Miller the recovery for the touchdown.

AVERAGE PER DOWN

» Here's a breakdown of Auburn's offensive production on first, second, third and fourth down, in terms of the plays run, yards gained and average gain:

- 1st:** 410 att, 2,766 yds, 6.7 avg
- 2nd:** 313 att, 1,862 yds, 5.9 avg
- 3rd:** 193 att, 1,305 yds, 6.8 avg
- 4th:** 12 att, 11 yds, 0.9 avg

Bowl Notes

» Auburn's offensive TDs have come 25 times on first down (17 rush, 8 pass), 14 times on second (8 rush, 6 pass), 11 times on third down (5 rush, 6 pass) and once on fourth down (1 rush).

RANKINGS

» During the Gus Malzahn era, Auburn has been part of 21 previous matchups of AP-ranked teams. The Tigers are 11-10 in those meetings between ranked teams, including a 7-0 mark in Jordan-Hare Stadium.

» Auburn is 20-1 at home as an AP-ranked team under head coach Gus Malzahn.

» Auburn is 22-18-2 in Top 10 matchups all-time, including a 9-7-1 record at Jordan-Hare Stadium.

» Auburn's record as a ranked team all-time is 314-111-6. Ranked Auburn teams at home are 176-30-2; away from Auburn, ranked Tiger squads are 138-81-4 all-time.

» Auburn is 108-155-6 all-time facing ranked opponents. The Tigers are 50-40-2 at home against ranked teams, 27-66-2 on the road and 31-49-2 vs. ranked teams on a neutral field.

» When a ranked Auburn team faces a ranked opponent, the Tigers' all-time record is 76-69-4 (33-12-1 at home, 21-36-1 away and 22-21-2 on a neutral field).

» The Tigers are 86-125-5 all-time when facing ranked SEC opponents (40-31-2 at home, 27-59-2 away, 19-35-1 neutral). Ranked Auburn teams vs. ranked SEC teams are 56-47-3 overall (27-8-1 at home, 18-29-1 at the opponent's home field and 11-10-1 on a neutral field).

MORE TIGER STRIPES...

» 2017 team captains are offensive linemen Austin Golson and Braden Smith and linebacker Tre' Williams.

» Auburn has outscored its opponents 116-33 (+83) in the first quarter and 235-101 (+134) in the first half this season.

» Auburn has won 12 straight home games for the 10th time in program history. The current streak started with a 2016 win over LSU.

» On the 2017 team, 40 players have at least one college start, 23 on offense and 17 on defense.

» Auburn is 12th nationally, averaging only 4.23 penalties per game, best in the SEC, and seventh in fewest penalty yards per game (36.62), second-best in the SEC.

Career Participation

No.	Name	GP/GS	No.	Name	GP/GS
16	Devin Adams, QB.....	1/0	50	Chase Ritter, LB.....	1/0
48	Montavious Atkinson, DB.....	35/7	14	Stephen Roberts, DB.....	50/25
5	Devan Barrett, RB.....	13/0	19	Nick Ruffin, DB.....	46/7
74	Wilson Bell, OL.....	34/18* (27/18)	95	Dontavius Russell, DL.....	39/36
82	Pete Berryman, TE.....	2/0	72	Prince Sammons, OL.....	1/0
33	K.J. Britt, LB.....	13/0	43	Ian Shannon, K/P.....	9/-
22	John Broussard Jr., DB.....	17/0	66	Bailey Sharp, OL.....	6/0
5	Derrick Brown, DL.....	26/13	58	Josh Shockley, LB.....	16/0
86	Tucker Brown, TE.....	27/0	81	Darius Slayton, WR.....	25/20
1	Big Kat Bryant, DL.....	11/0	71	Braden Smith, OL.....	52/40
80	Sal Cannella, TE.....	11/1	25	Jason Smith, DB/WR.....	32/2
38	Daniel Carlson, K.....	52/-	8	Jarrett Stidham, QB.....	23/16* (10/3)
67	Tyler Carr, OL.....	23/0	29	Tyler Stovall, H.....	52/-
93	Tyler Carter, DL.....	6/0	12	Eli Stove, WR.....	25/14
43	Cedric Chambers, RB.....	1/0	42	Keenan Sweeney, FB.....	10/0
91	Nick Coe, DL.....	13/1	24	Daniel Thomas, DB.....	24/2
27	Chandler Cox, FB.....	38/29	18	Tre' Threat, TE.....	17/0
3	Nate Craig-Myers, WR.....	24/13	37	C.J. Tolbert, RB.....	3/0
3	Marlon Davidson, DL.....	25/25	94	Tyrone Truesdell, DL.....	8/0
6	Carlton Davis, DB.....	38/32	97	Gary Walker, DL.....	9/0
57	Dashaun Davis, LB.....	38/22	76	Prince Tega Wanogho, OL.....	23/7
13	Javaris Davis, DB.....	23/12	79	Andrew Williams, DL.....	39/0
23	Ryan Davis, WR.....	34/18	49	Darrell Williams, LB.....	35/15
12	Jamel Dean, DB.....	13/10	30	Tre' Williams, LB.....	46/19
20	Jeremiah Dinson, DB.....	22/11	14	Malik Willis, QB.....	7/0
50	Casey Dunn, OL.....	47/36* (36/27)	31	Chandler Wooten, LB.....	8/0
73	Austin Golson, OL.....	49/37* (12/0)			
40	Eugene Govan, RB.....	2/0			
46	Devin Guice, DB.....	3/0			
77	Marquel Harrell, OL.....	16/5			
85	Jalen Harris, TE.....	38/6			
33	Will Hastings, WR.....	26/1			
4	Jeff Holland, OLB.....	39/13			
64	Mike Horton, OL.....	23/7			
4	Noah Igbinoghene, WR.....	13/0			
78	Darius James, OL.....	31/21* (6/2)			
10	Paul James III, LB.....	16/0*(4/0)			
62	Jaunta'vius Johnson, DL.....	1/0			
21	Kerryon Johnson, RB.....	36/18			
54	Kaleb Kim, OL.....	10/0			
46	Caleb King, TE.....	2/0			
89	Griffin King, WR.....	15/0			
31	Sage Ledbetter, K.....	1/-			
21	Traivon Leonard, DB.....	7/0			
41	Aidan Marshall, P.....	9/-			
9	Kam Martin, RB.....	23/0			
28	Tray Matthews, DB.....	43/38* (10/7)			
51	Richard McBryde, LB.....	22/0			
17	Marquis McClain, WR.....	13/0			
29	Jalen McGriff, DB.....	10/0* (10/0)			
61	Ryan Meneely, OL.....	2/0			
32	Malik Miller, RB.....	15/0			
55	T.D. Moultry, LB.....	12/0			
39	Robert Muschamp, LB.....	1/0			
99	Spencer Nigh, FB.....	13/0			
15	Jordyn Peters, DB.....	13/0			
36	Kamryn Pettway, FB.....	27/10			
69	Ike Powell, LS.....	43/-			

*includes previous school (previous school total)

Bowl Notes

» Since 2001, Auburn is 132-22 (.855) when scoring 20 or more points in a game. Dating back to 1993, Auburn is 188-30-1 (.860) when scoring 20 or more points. All-time, Auburn is 527-50-9 (.907) when scoring 20 points.

All-time, Auburn is 331-9 (.973) when scoring 30 points, 165-3 (.982) when scoring 40 points, 74-0 when scoring 50 points and 25-0 when scoring 60 points.

» Auburn is 11-11-2 all-time in January games, and 6-7-2 in all games played on January 1.

» Auburn has rushed and thrown for at least 200 yards in six SEC games in a season for the first time in program history.

» Auburn secured its 14th 10-win season all-time and its first since 2013 with its 26-14 win over No. 1 Alabama.

Gus Malzahn became the sixth head coach to lead the Tigers to a 10-win season when he led Auburn to a 12-2 record and a BCS Championship appearance in 2013; Malzahn joins Pat Dye (4), Shug Jordan (3), Terry Bowden (2) and Tommy Tuberville (2) as the only coaches to lead the Tigers to multiple 10-win seasons.

Malzahn is just the second coach (Terry Bowden) to lead Auburn to two 10-win campaigns in his first five seasons at Auburn.

» In all-time SEC play, Auburn holds a 316-245-18 mark back through 1933. In SEC games played in Auburn, the Tigers are 132-57-6 all-time; away from Auburn, the Tigers are 184-188-12 overall. The Tigers are 25-15 in SEC action under Coach Gus Malzahn.

» Auburn's offensive line is a finalist for the Joe Moore Award, recognizing the nation's most outstanding offensive line unit that best displays Toughness, Effort, Teamwork, Consistency, Technique and Finishing. Other finalists are Notre Dame and Alabama.

Auburn In Season Honors

BIG KAT BRYANT

SEC all-freshman team

DANIEL CARLSON

Lou Groza Award finalist

1st team All-America (Walter Camp, PFF, AFCA, CBS Sports)

2nd team All-America (FWAA, AP, SI.com, Sporting News)

SEC special teams player of the year

1st team all-SEC (coaches, AP, Phil Steele)

SEC special teams player/wk (Ole Miss, Georgia)

Lou Groza star/wk (Missouri, Ole Miss, Georgia)

AFCA Good Works Team

SEC Community Service Team

Senior CLASS, Pop Warner College awards finalist

Wuerffel Trophy, NFF Campbell Trophy semifinalist

NICK COE

SEC all-freshman team

SEC freshman of week (Miss St, Arkansas)

SEC DL of week (Alabama)

MARLON DAVIDSON

SEC DL of week (Missouri)

CARLTON DAVIS

1st team All-America (SI.com)

2nd team All-America (Walter Camp, AP)

1st team all-SEC (coaches)

2nd team all-SEC (AP, Phil Steele)

RYAN DAVIS

3rd team all-SEC (Phil Steele)

CASEY DUNN

SEC OL of week (Georgia)

AUSTIN GOLSON

3rd team all-SEC (Phil Steele)

WILL HASTINGS

Burlsworth Trophy nominee

JEFF HOLLAND

1st team All-America (SI.com)

2nd team All-America (SB Nation, CBS Sports)

1st team all-SEC (coaches, AP, Phil Steele)

SEC defensive player of week (Arkansas)

KERRYON JOHNSON

2nd team All-America (FWAA, AP, SI.com, AFCA, Sporting News)

SEC offensive player of the year

1st team all-SEC (coaches, AP, Phil Steele)

Doak Walker Award semifinalist

SEC offensive player of week (Ole Miss, Georgia)

Maxwell Award player of week (Georgia)

AIDAN MARSHALL

SEC freshman of week (Texas A&M)

IKE POWELL

1st team all-SEC (Phil Steele)

BRADEN SMITH

1st team All-America (AP, SB Nation, CBS Sports)

2nd team All-America (Walter Camp, FWAA,

SI.com, PFF, AFCA, Sporting News)

SEC Jacobs Blocking Trophy

1st team all-SEC (coaches, AP, Phil Steele)

SEC OL of the week (Texas A&M)

JARRETT STIDHAM

Earl Campbell Tyler Rose and Manning Awards finalist

SEC newcomer of the year (AP)

1st team all-SEC (Phil Steele)

2nd team all-SEC (coaches, AP)

SEC offensive player of week (Miss St, Alabama)

Manning Award weekly star (Miss St, Alabama)

Earl Campbell Tyler Rose player/wk (Miss St, Ala)

TYLER STOVALL

CoSIDA Academic All-America

Mortell Award semifinalist

CoSIDA Academic All-District

TRE' WILLIAMS

2nd team all-SEC (coaches)

COACH GUS MALZAHN

Paul "Bear" Bryant Coach of the Year Award finalist

COACH KEVIN STEELE

Broyles Award finalist

Auburn-UCF Series History

Nov. 6, 1999 • Jordan-Hare Stadium (75,804) • Auburn, Ala.



UCF	10
AUBURN	28

LAST MEETING WITH UCF

For the second year in a row, Auburn (4-5, 1-5) used a fourth-quarter rally to defeat Central Florida (3-6) 28-10 Saturday in front of a Homecoming crowd of 75,804 at Jordan-Hare Stadium.

The win snaps a five-game losing skid for Auburn.

"Thankfully, we have finally broken the five game losing streak," said Coach Tommy Tuberville. "That is a lot of pressure and weight to handle in practice and off the field. We can finally relax and feel the relief of all the pressure."

The Tigers piled 21 points on the board in the game's last four minutes to spoil the Golden Knights upset hopes.

Trailing 10-7 late in the fourth quarter, Auburn quarterback Jeff Klein led his team on a 16-play, 70-yard drive. The drive concluded when Klein connected with wide receiver Reggie Worthy for a 16-yard touchdown pass with 3:41 left to play.

The score gave the Tigers their first lead since the first quarter.

"He (Worthy) was taller than the defender, and he did a good job using his wing-span and catching the ball," Tuberville said.

Central Florida failed to move the ball on the ensuing possession, turning the ball over on downs at their own 8-yard line.

Auburn made the score 21-10 on the next play as Heath Evans blasted into the end zone.

The Tigers were not finished with the sudden scoring outburst. Middle linebacker Alex Lincoln stepped in front of a Vic Penn pass and raced 20 yards for the touchdown just 54 seconds after the Tigers' last score.

"That was my first touchdown since high school," Lincoln said. "I wasn't looking around, just running. I knew if I got off that first tackler I could get to the corner."

Auburn showed signs of a running game in the first half, collecting 85 yards on 22 carries.

Evans started the game at tailback instead of his regular position of fullback. The bruising sophomore carried 15 tiems for 71 yards in the first half and finished the game with 81 yards and one touchdown.

A change in Central Florida's defensive alignment in the second half snuffed out Auburn's new-found rushing attack. The Tigers were held to only 13 yards rushing in the final two quarters, leaving Auburn with 98 total rushing yards on the game.

"They came out with seven and eight-man fronts in the second half and we didn't run well," Evans said. "It's really hard to run the ball on an eight-man front."

The tenacious Auburn defense completely eliminated the Knights' ground game.

Central Florida was held to negative 27 yards on just 33 attempts. Omari Howard was the rushing leader for the Knights with only 11 yards and a 2.2 yards-per-carry average.

While the Tigers shut down Central Florida's ground game, they struggled to contain Penn and wide receiver Chalres Lee.

Penn threw 52 times, completing 22 passes for 374 yards, one touchdown and two interceptions.

"I thought Victor did a remarkable job under extreme duress," said Central Florida coach Mike Kruczek. "He did a good job against what was in my opinion a very talented defense."

Lee was Penn's go-to-guy, pulling in 11 passes for 203 yards. Lee also scored Central Florida's only touchdown of the day, racing 83 yards for the score in the second quarter.

Auburn quarterback Ben Leard did not dress out for this week's game after suffering a concussion against Arkansas.

Klein, starting his fourth game in place of Leard, struggled much of the day but still completed 19 of 31 passes for 270 yards, two interceptions and two touchdowns.

From the Nov. 11, 1999 Auburn Plainsman

SCORING SUMMARY

UCF	0	7	3	0	--	10
Auburn.....	7	0	0	21	--	28

AU - T.Robinson 20 yd pass from Klein (Duval kick), 1st, 10:16

UCF - Lee 83 yd pass from Penn (Beorlegui kick), 2nd, 8:10

UCF - Beorlegui 39 yd FG, 3rd, 11:43

AU - Worthy 16 yd pass from Klein (Duval kick), 4th, 3:41

AU - Evans 8 yd run (Duval kick), 4th, 2:58

AU - Lincoln 20 yd INT return (Duval kick), 4th, 2:04

TEAM STATISTICS

	UCF	AU
First Downs	19	17
Rushes-Yards	30-(-27)	37-98
Passing Yards	374	270
Comp-Att-Int	29-52-2	19-31-2
Total Plays-Yards	82-347	68-368
Punts-Avg.	5-38.6	5-44.0
Fumbles/Lost	1/0	2/1
Penalties-Yards	4-30	1-15
3rd Down Conv.	4-of-17	6-of-14
Time of Possession	29:47	30:13

INDIVIDUAL STATISTICS

RUSHING: (UCF) - Howard 5-11, Williams 5-8, Hinshaw

1-1, Mack 7-0, Sessoms 1-0, Penn 11-(-47). (AU) - Evans 24-81 (TD), Carter 1-14, Cooper 1-12, Williams 3-8, Team 1-(-2), Robinson 1-(-3), Klein 6-(-12)

PASSING: (UCF) - Penn 29-52-2-374 (TD). (AU) - Klein 19-31-2-270 (2 TD).

RECEIVING: (UCF) - Lee 11-203 (TD), Davis 8-55, Clark 5-68, Hinshaw 4-42, Fryzel 1-6. (AU) - Daniels 10-143, Worthy 3-39 (TD), Diamond 2-62, Robinson 1-20 (TD), Cooper 1-5, Evans 1-4, Robinson 1-(-3).

Game-by-Game Statistics

Date	Site	Result	Attend	Rank		AU Rushing				Passing				Tot Off		UCF Rushing				Passing				TotOff	
				AU	UCF	FD	No	Yds	TD	C-	A-	I	Yds	TD	No	Yds	FD	No	Yds	TD	C-	A-	I	Yds	TD
9-27-97	Auburn	W	41-14	82,109	8	---	21	29	117	4	27-40-1	360	2	69	477	14	29	45	1	20-33-0	206	1	62	251	
11-7-98	Auburn	W	10-6	80,743	---	---	12	25	88	0	11-30-1	152	1	55	240	22	46	96	0	24-37-4	182	0	83	278	
11-6-99	Auburn	W	28-10	75,804	---	---	17	37	98	1	19-31-2	270	2	68	368	19	30	-27	0	29-52-2	374	1	82	347	

Auburn-UCF Series Results (AU leads 3-0)

YR.	SCORE	SITE	DATE
1997:	AU, 41-14	at Auburn	Sept. 27
1998:	AU, 10-6	at Auburn	Nov. 7
1999:	AU, 28-10	at Auburn	Nov. 6

at Auburn: AU leads, 3-0
at Orlando: Never met
at neutral sites: Never met

Career Records Update

NCAA FBS Career Field Goals Made

Player	Seasons	Pct	FGA	FGM
1. Zane Gonzalez, Arizona State	2013-16	.828	116	96
2. Daniel Carlson, Auburn	2014-current	.811	111	90

NCAA FBS Career Points (Kicker)

Player	Seasons	Pts
1. Zane Gonzalez, Arizona State	2013-16	494
2. Daniel Carlson, Auburn	2014-current	471

NCAA FBS Career Points (All Players)

Player	Seasons	Pts
1. Keenan Reynolds, Navy	2012-15	530
2. Kenneth Dixon, Louisiana Tech	2012-15	522
3. Montee Ball, Wisconsin	2009-12	500
4. Zane Gonzalez, Arizona State	2013-16	494
5. Daniel Carlson, Auburn	2014-current	471

NCAA FBS Most Games with 3-plus Field Goals

Player	Seasons	Games
1. Daniel Carlson, Auburn	2014-current	15
Zane Gonzalez, Arizona State	2013-16	15

SEC Career Scoring

Player	Seasons	TD	FG	PAT	Pts
1. Daniel Carlson, Auburn	2014-current	1	90	195	471
2. Blair Walsh, Georgia	2008-11	0	76	184	412
3. Billy Bennett, Georgia	2000-03	0	87	148	409
4. Marshall Morgan, Georgia	2012-15	0	64	215	407
5. Leigh Tiffin, Alabama	2006-09	0	83	136	385

SEC Career Field Goals Made

Player	Seasons	Pct	FGA	FGM
1. Daniel Carlson, Auburn	2014-current	.811	111	90
2. Billy Bennett, Georgia	2000-03	.791	110	87
3. Leigh Tiffin, Alabama	2006-09	.748	111	83

SEC Career Field Goals Attempted

Player	Seasons	Pct	FGA	FGM
1. Daniel Carlson, Auburn	2014-current	.811	111	90
Leigh Tiffin, Alabama	2006-09	.748	111	83
3. Billy Bennett, Georgia	2000-03	.791	110	87

SEC Career PAT Made

Player	Seasons	Pct	Att	Made
1. Marshall Morgan, Georgia	2012-15	.977	220	215
2. Colt David, LSU	2005-08	.985	204	201
3. Daniel Carlson, Auburn	2014-current	1.000	195	195

Scoring

Player	Seasons	TD	FG	PAT	Pts
1. Daniel Carlson	2014-current	1	90	195	471
2. Wes Byrum	2007-10	0	60	183	363

Most Points Kicking

Player	Seasons	FG	PAT	Pts
1. Daniel Carlson	2014-current	90	195	465
2. Wes Byrum	2007-10	60	183	363

Field Goals Made

Player	Seasons	Pct	FGA	FGM
1. Daniel Carlson	2014-current	.811	111	90

Field Goals Attempted

Player	Seasons	FGM	FGA
1. Daniel Carlson	2014-current	90	111

Field Goal Percentage (Min. 10 Made)

Player	Seasons	FGM	FGA	Pct
1. Daniel Carlson	2014-current	90	111	.811
2. Scott Etheridge	1992-93	34	43	.791
3. Matt Hawkins	1994-95	26	33	.788

PAT Made

Player	Seasons	Pct	Att	Made
1. Daniel Carlson	2014-current	1.000	195	195
2. Wes Byrum	2007-10	.984	186	183
3. John Vaughn	2003-06	.994	163	162

PAT Attempted

Player	Seasons	Made	Pct	Att
1. Daniel Carlson	2014-current	195	1.000	195
2. Wes Byrum	2007-10	183	.984	186
3. John Vaughn	2003-06	162	.994	163

PAT Percentage (Min. 30 made)

Player	Seasons	Made	Att	Pct
1. Daniel Carlson	2014-current	195	195	1.000
Damon Duval	1999-02	125	125	1.000
Scott Etheridge	1992-93	65	65	1.000

All-Purpose Yards

Player	Seasons	Rush	Rec	KR	PR	Yards
1. James Brooks	1977-80	3523	219	1726	128	5596
2. Carnell Williams	2001-04	3831	342	609	302	5084
3. Bo Jackson	1982-85	4303	272	317	0	4892
4. Onterio McCalebb	2009-12	2586	620	1360	0	4566
5. Joe Cribbs	1976-79	3368	268	597	328	4561
6. Tre Mason	2011-13	2979	249	1107	0	4335
7. Thomas Bailey	1991-94	-5	1243	1520	1170	3928
8. Ben Tate	2006-09	3321	336	186	0	3843
9. Brent Fullwood	1983-86	2789	77	892	0	3758
10. Kerryon Johnson	2015-current	2182	438	653	0	3548

Rushing Yardage

Player	Seasons	Att	Avg	Yards
1. Bo Jackson	1982-85	650	6.62	4303
2. Carnell Williams	2001-04	741	5.17	3831
3. James Brooks	1977-80	621	5.67	3523
4. Joe Cribbs	1976-79	657	5.13	3368
5. Ben Tate	2006-09	678	4.90	3321
6. Tre Mason	2011-13	516	5.77	2979
7. Stephen Davis	1993-95	488	5.76	2811
8. Brent Fullwood	1983-86	390	7.15	2789
9. Ronnie Brown	2000-04	513	5.28	2707
10. Onterio McCalebb	2009-12	406	6.37	2586
11. Stacy Danley	1987-90	526	4.61	2427
12. Kerryon Johnson	2015-current	497	4.88	2423

Rushing Touchdowns

Player	Seasons	Att	Yards	Avg	TD
1. Carnell Williams	2001-04	741	3831	5.17	45
2. Bo Jackson	1982-85	650	4303	6.62	43
3. Joe Cribbs	1976-79	657	3368	5.13	34
4. Tre Mason	2011-13	516	2979	5.77	32
5. Kerryon Johnson	2015-current	497	2423	4.88	31

Career Records Update

Total Touchdowns Scored

Player	Seasons	Rush/Rec/KR/PR	Tot
1. Carnell Williams	2001-04	45/1/0/0	46
2. Bo Jackson	1982-85	43/2/0/0	45
3. Joe Cribbs	1976-79	34/1/0/0	35
Tre Mason	2011-13	32/1/2/0	35
5. Stephen Davis	1993-95	30/4/0/0	34
6. Kerryon Johnson	2015-current	31/2/0/0	33

Rushing Attempts

Player	Seasons	Yards	Avg	Att
1. Carnell Williams	2001-04	3831	5.31	741
2. Ben Tate	2006-09	3321	4.90	678
3. Joe Cribbs	1976-79	3368	5.13	657
4. Bo Jackson	1982-85	4303	6.62	650
5. James Brooks	1977-80	3523	5.67	621
6. Stacy Danley	1987-90	2427	4.61	526
7. Tre Mason	2011-13	2979	5.77	516
8. Kerryon Johnson	2015-current	2423	4.88	497
9. Stephen Davis	1993-95	2811	5.76	488

Receptions

Player	Seasons	Yards	Avg	Rec
1. Courtney Taylor	2003-06	2098	13.71	153
2. Karsten Bailey	1995-98	2174	14.49	150
3. Terry Beasley	1969-71	2507	17.78	141
4. Tyrone Goodson	1993-97	2283	16.79	136
5. Emory Blake	2009-12	2022	15.80	128
6. Frank Sanders	1991-94	1998	16.51	121
7. Darvin Adams	2008-10	1978	17.20	115
8. Rodgeriqu Smith	2004-08	1598	14.02	114
9. Greg Taylor	1987-90	1217	11.93	102
10. Ryan Davis	2015-current	962	9.52	101
11. Freddy Weygand	1984-88	1946	19.66	99
12. Ricardo Louis	2012-15	1338	13.65	98
13. Ben Obomanu	2002-05	1313	13.54	97

Receptions (Running Back)

Player	Seasons	Yards	Avg	Rec
1. Mario Fannin	2007-10	985	10.15	97
2. James Joseph	1986-90	725	10.51	69
3. Onterio McCalebb	2009-12	620	9.84	63
4. Ronnie Brown	2001-04	667	11.70	57
5. Kerryon Johnson	2015-current	472	8.74	54

Receiving Yardage (Running Back)

Player	Seasons	Rec	Yards
1. Mario Fannin	2007-10	97	985
2. James Joseph	1986-90	69	725
3. Ronnie Brown	2001-04	57	667
4. Onterio McCalebb	2009-12	63	620
5. Carl Stewart	2004-07	39	612
6. Carnell Williams	2001-04	43	492
7. Kerryon Johnson	2015-current	54	472

Touchdown Receptions (Running Back)

Player	Seasons	Rec	TD
1. Mario Fannin	2007-10	97	9
2. James Brooks	1978-80	18	4
3. Onterio McCalebb	2009-12	45	3
Brad Lester	2005-08	26	3
Tre Smith	2002-06	26	3
Fred Beasley	1995-97	31	3
Stephen Davis	1994-95	22	3
Harold Morrow	1994-95	46	3
Tommie Agee	1983-86	28	3
Mickey Zofko	1970	34	3
-- Kerryon Johnson	2015-current	54	2

Season Records Update

All-Purpose Yards

Player	Season	Rush	Rec	KR	PR	Yards
1. Tre Mason	2013	1816	163	395	0	2374
2. Bo Jackson	1985	1786	73	0	0	1859
3. James Brooks	1979	1208	15	577	0	1800
4. Cameron Artis-Payne	2014	1608	147	0	0	1755
5. Carnell Williams	2004	1165	152	150	251	1718
6. James Brooks	1980	1314	63	226	56	1659
7. Carnell Williams	2003	1307	20	269	51	1647
8. Rudi Johnson	2000	1567	70	0	0	1637
9. Ben Tate	2009	1362	105	139	0	1606
10. Cam Newton	2010	1473	42	0	0	1515
11. Brent Fullwood	1986	1391	46	75	0	1512
12. Kerryon Johnson	2017	1320	188	0	0	1508

Rushing Yardage

Player	Year	Att	Avg	Yards
1. Tre Mason	2013	317	5.73	1816
2. Bo Jackson	1985	278	6.42	1786
3. Cameron Artis-Payne	2014	303	5.31	1608
4. Rudi Johnson	2000	324	4.84	1567
5. Cam Newton	2010	264	5.62	1473
6. Brent Fullwood	1986	167	8.33	1391
7. Ben Tate	2009	263	5.18	1362
8. Kerryon Johnson	2017	263	5.02	1320
9. James Brooks	1980	261	5.03	1314
10. Carnell Williams	2003	241	5.42	1307

Rushing Touchdowns

Player	Season	Att	Yards	Avg	TD
1. Tre Mason	2013	172	1068	6.21	23
2. Cam Newton	2010	264	1473	5.62	20
3. Kerryon Johnson	2017	263	1320	5.02	17
Bo Jackson	1985	278	1786	6.42	17
Carnell Williams	2003	241	1307	5.42	17

Rushing Yards Per Game

Player	Year	GP	Yards	Yds/Game
1. Bo Jackson	1985	11	1786	162.4
2. Rudi Johnson	2000	12	1567	130.6
3. Tre Mason	2013	14	1816	129.7
4. Brent Fullwood	1986	11	1391	126.5
5. Cameron Artis-Payne	2014	13	1608	123.7
6. Kamryn Pettway	2016	10	1224	122.4
7. Joe Cribbs	1978	10	1205	120.5
8. Kerryon Johnson	2017	11	1320	120.0
9. James Brooks	1980	11	1314	119.5

Passing Yardage

Player	Year	Att	Comp	Pct	Yards
1. Dameyune Craig	1997	403	216	.536	3277
2. Cam Newton	2010	280	185	.661	2854
3. Jarrett Stidham	2017	327	218	.667	2827
4. Jason Campbell	2004	270	188	.696	2700

Passing Yardage Per Game

Player	Year	Yards	Games	Yds/Gm
1. Dameyune Craig	1997	3277	12	273.1
2. Pat Sullivan	1970	2586	10	258.6
3. Patrick Nix	1995	2574	11	234.0
4. Jarrett Stidham	2017	2827	13	217.5
5. Brandon Cox	2005	2324	11	211.3
6. Dameyune Craig	1996	2296	11	208.7

Yards Per Attempt (min. 150 Attempts)

Player	Year	Att	Yards	Yds/Att
1. Cam Newton	2010	280	2854	10.193
2. Jason Campbell	2004	270	2700	10.000
3. Pat Sullivan	1970	281	2586	9.203
4. Ben Leard	1999	157	1423	9.064
5. Jarrett Stidham	2017	327	2827	8.645
6. Nick Marshall	2014	293	2532	8.642

Completion Percentage (Min. 100 Attempts)

Player	Year	Att	Comp	Pct
1. Ben Leard	1999	157	111	.707
2. Jason Campbell	2004	270	188	.696
3. Jarrett Stidham	2017	327	218	.667
4. Jeff Burger	1987	267	178	.667
5. Cam Newton	2010	280	185	.661
6. Sean White	2016	208	133	.639
7. Jason Campbell	2002	149	94	.631

Pass Completions

Player	Year	Att	Yards	Comp
1. Jarrett Stidham	2017	327	2827	218
2. Dameyune Craig	1997	403	3277	216

Pass Completions Per Game

Player	Year	Comp	Games	Comp/Gm
1. Patrick Nix	1995	201	11	18.273
2. Dameyune Craig	1997	216	12	18.000
3. Jeff Burger	1987	178	10	17.800
4. Jarrett Stidham	2017	218	13	16.769
5. Pat Sullivan	1970	167	10	16.700
6. Stan White	1990	180	11	16.364
7. Pat Sullivan	1971	162	10	16.200

Touchdown Passes

Player	Year	Att	Comp	Yards	TD
1. Cam Newton	2010	280	185	2854	30
2. Chris Todd	2009	328	198	2612	22
3. Nick Marshall	2014	293	178	2532	20
Jason Campbell	2004	270	188	2700	20
Pat Sullivan	1971	281	162	2012	20
6. Dameyune Craig	1997	403	216	3277	18
7. Jarrett Stidham	2017	327	218	2827	17
Pat Sullivan	1970	281	167	2586	17
9. Dameyune Craig	1996	310	169	2296	16
Pat Sullivan	1969	257	123	1686	16

Highest TD/Interception Ratio (Min. 150 Att.)

Player	Year	TD	Int	Ratio
1. Ben Leard	1999	12	1	12.000
2. Cam Newton	2010	30	7	4.286
3. Jarrett Stidham	2017	17	4	4.250
4. Chris Todd	2009	22	6	3.667
5. Randy Campbell	1982	7	2	3.500
6. Sean White	2016	9	3	3.000
7. Nick Marshall	2014	20	7	2.857
Jason Campbell	2004	20	7	2.857
9. Nick Marshall	2013	14	6	2.333

Passing Efficiency (Min. 100 Attempts)

Player	Year	Comp	Att	Pct	Yards	TD	Int	Rating
1. Cam Newton	2010	185	280	.661	2854	30	7	182.05
2. Jason Campbell	2004	188	270	.696	2700	20	7	172.89
3. Ben Leard	1999	111	157	.707	1423	12	1	170.78
4. Jarrett Stidham	2017	218	327	.667	2827	17	4	154.00
5. Sean White	2016	133	208	.639	1679	9	3	152.60
6. Nick Marshall	2014	178	293	.608	2532	20	7	151.09

Receptions

Player	Year	Yards	Avg	Rec
1. Ryan Davis	2017	768	10.11	76
2. Darvin Adams	2009	997	16.62	60

Season Records Update

Receptions (Running Back)

Player	Year	Yards	Avg	Rec
1. Mario Fannin	2009	413	9.83	42
2. Ronnie Brown	2004	313	9.21	34
Mickey Zofko	1970	443	13.03	34
4. Onterio McCalebb	2011	344	10.75	32
5. Harold Morrow	1995	262	8.45	31
6. Tony Richardson	1993	273	9.75	28
7. James Joseph	1989	227	8.73	26
8. Kerryon Johnson	2017	188	8.17	23
9. James Joseph	1990	234	10.64	22
Wallace Clark	1970	211	9.59	22

Most Points Kicking

Player	Year	FG	PAT	Pts
1. Daniel Carlson	2016	28	44	128
2. Wes Byrum	2010	17	72	123
3. Daniel Carlson	2017	21	48	117
4. Daniel Carlson	2014	18	57	111
Cody Parkey	2013	15	66	111
6. Daniel Carlson	2015	23	40	109
7. Wes Byrum	2009	15	54	99

Field Goals Made

Player	Year	Pct	FGA	FGM
1. Daniel Carlson	2016	.875	32	28
2. Daniel Carlson	2015	.852	27	23
3. Scott Etheridge	1992	.786	28	22
4. Daniel Carlson	2017	.750	28	21
5. John Vaughn	2006	.833	24	20
6. Daniel Carlson	2014	.750	24	18

Field Goals Attempted

Player	Year	FGM	Pct	FGA
1. Daniel Carlson	2016	28	.875	32
2. Scott Etheridge	1992	22	.786	28
Daniel Carlson	2017	21	.750	28
4. Daniel Carlson	2015	23	.852	27

PATs Made

Player	Year	Pct	Att	Made
1. Wes Byrum	2010	.986	73	72
2. Cody Parkey	2013	.985	67	66
3. Daniel Carlson	2014	1.000	57	57
4. Daniel Carlson	2017	1.000	54	54
Wes Byrum	2009	1.000	54	54

PATs Attempted

Player	Year	Made	Pct	Att
1. Wes Byrum	2010	72	.986	73
2. Cody Parkey	2013	66	.985	67
3. Daniel Carlson	2014	57	1.000	57
4. Daniel Carlson	2017	54	1.000	54
Wes Byrum	2009	54	1.000	54

Scoring

Player	Year	TD	FG	PAT	Pts
1. Tre Mason	2013	25	0	0	150
2. Daniel Carlson	2016	1	28	44	134
3. Cam Newton	2010	21	0	0	126
4. Wes Byrum	2010	0	17	72	123
5. Daniel Carlson	2017	0	21	48	117
6. Kerryon Johnson	2017	19	0	0	114
7. Daniel Carlson	2014	0	18	57	111
Cody Parkey	2013	0	15	66	111

Total Offense

Player	Season	Plays	Rush	Pass	Total
1. Cam Newton	2010	544	1473	2854	4327
2. Nick Marshall	2014	446	798	2532	3330
3. Dameyune Craig	1997	499	0	3277	3277
4. Nick Marshall	2013	411	1068	1976	3044
5. Jarrett Stidham	2017	418	178	2827	3005
6. Pat Sullivan	1970	333	270	2586	2856

Sacks (starting 1981)

Player	Year	Sacks	Total Yds.
1. Nick Fairley	2010	11.5	74
2. Gary Walker	1994	11.0	69
Kevin Greene	1984	11.0	64
Craig Olgetree	1989	11.0	62
5. Dee Ford	2013	10.5	96
6. Antonio Coleman	2009	10.0	60
Gerald Robinson	1985	10.0	71
Mike Pelton	1994	10.0	61
9. Corey Lemonier	2011	9.5	66
Quentin Groves	2006	9.5	62
Reggie Torbor	2003	9.5	64
-- Jeff Holland	2017	9.0	61

Passing Yardage

- 3282 (1997)
- 3086 (2004)
- 3002 (2010)
- 2984 (2014)
- 2936 (2017)**
- 2891 (1995)
- 2885 (1970)

Passing Touchdowns

- 31 (2010)
- 25 (2009)
- 25 (2004)
- 24 (1971)
- 23 (2014)
- 20 (2017)**
- 20 (2013)
- 19 (2005)
- 19 (1996)
- 19 (1995)
- 19 (1999)

Pass Completions

- 233 (1995)
- 227 (2017)**
- 218 (2009)
- 217 (1997)
- 211 (2004)

Pass Completion Pct.

- 68.5 (2004)
- 67.0 (2017)**

Total Offensive Plays

- 1014 (2013)
- 948 (2010)
- 939 (2014)
- 937 (2017)**
- 934 (2016)
- 914 (2009)
- 911 (1984)
- 899 (2007)
- 893 (2015)

Total Offensive Yards

- 7018 (2013)
- 6989 (2010)
- 6305 (2014)
- 5902 (2017)**
- 5730 (2016)

Total Offense/Game

- 501.3 (2013)
- 499.2 (2010)
- 485.0 (2014)
- 485.0 (1970)
- 454.0 (2017)**

Rushing Yards

- 4596 (2013)
- 3987 (2010)
- 3527 (2016)
- 3438 (1985)
- 3321 (2014)
- 3279 (1979)
- 3231 (1983)
- 3087 (1974)
- 3086 (1984)
- 2966 (2017)**

Rushing Touchdowns

- 48 (2013)
- 41 (2010)
- 36 (1985)
- 35 (1995)
- 35 (1986)
- 33 (2016)
- 33 (1984)
- 32 (2017)**
- 32 (2014)
- 32 (2003)
- 32 (2002)

Points Scored

- 577 (2010)
- 553 (2013)
- 461 (2014)
- 447 (2017)**

First Downs

- 344 (2010)
- 334 (2013)
- 314 (2014)
- 286 (2016)
- 284 (2017)**
- 271 (2004)
- 266 (2009)

Alphabetical Roster

NO.	NAME	POS.	HT.	WT.	YR.	HOMETOWN	NO.	NAME	POS.	HT.	WT.	YR.	HOMETOWN
16	Devin Adams	QB	6-3	244	Jr.	Mobile, AL	31	Sage Ledbetter	K	6-0	181	RFr.	Auburn, AL
15	Wil Appleton	QB	5-11	196	Fr.	Albertville, AL	21	Traivon Leonard	DB	6-0	191	Fr.	West Palm Beach, FL
70	Calvin Ashley	OL	6-6	350	Fr.	Orlando, FL	56	Tashawn Manning	DL	6-3	320	Fr.	Apopka, FL
16	Malcolm Askew	DB	5-11	182	Fr.	McCalla, AL	41	Aidan Marshall	P	5-11	163	Fr.	Winchester, VA
48	Montavious Atkinson	LB	6-1	218	Jr.	Fairburn, GA	9	Kam Martin	RB	5-10	182	So.	Port Arthur, TX
5	Devan Barrett	RB	6-0	185	Fr.	Tampa, FL	28	Tray Matthews	DB	6-1	209	Sr.	Newnan, GA
74	Wilson Bell	OL	6-5	355	Sr.	Mobile, AL	51	Richard McBryde	LB	6-1	237	So.	Troy, AL
82	Pete Berryman	TE	6-3	221	Sr.	Birmingham, AL	17	Marquis McClain	WR	6-2	226	RFr.	Crestview, FL
52	Nick Brahms	OL	6-3	276	Fr.	Navarre, FL	29	Jaylen McGriff	DB	6-0	207	Jr.	Brentwood, TN
33	K.J. Britt	LB	6-0	239	Fr.	Oxford, AL	25	Alex Medary	FB	6-0	186	Fr.	Orlando, FL
22	John Broussard Jr.	DB	5-11	172	So.	Phenix City, AL	61	Ryan Meneely	OL	6-2	322	So.	McDonough, GA
5	Derrick Brown	DL	6-5	316	So.	Sugar Hill, GA	32	Malik Miller	RB	5-11	225	RFr.	Huntsville, AL
86	Tucker Brown	TE	6-3	288	Jr.	Trussville, AL	35	James Owens Moss	WR	5-9	184	RFr.	Opelika, AL
1	Big Kat Bryant	Buck	6-5	224	Fr.	Cordele, GA	55	T.D. Moultry	LB	6-2	240	Fr.	Birmingham, AL
37	Brock Campbell	DB	6-0	195	Sr.	Birmingham, AL	39	Robert Muschamp	LB	6-1	244	So.	Rome, GA
80	Sal Cannella	TE	6-5	228	So.	Schaumburg, IL	18	Jayvaughn Myers	DB	6-1	192	RFr.	Dade City, FL
26	Anders Carlson	K	6-5	200	Fr.	Colorado Springs, CO	63	Peyton Nance	OL	5-11	318	Fr.	Attalla, AL
38	Daniel Carlson	K	6-4	223	Sr.	Colorado Springs, CO	99	Spencer Nigh	FB	6-0	270	So.	Magnolia, TX
67	Tyler Carr	OL	6-5	316	So.	Southside, AL	87	Pace Ozmint	WR	6-1	181	RFr.	Glencoe, AL
47	Craig Carter	LB	5-11	198	So.	Milton, GA	15	Jordyn Peters	DB	6-1	185	Fr.	Muscle Shoals, AL
93	Tyler Carter	DL	6-1	270	Sr.	Decatur, AL	36	Kamryn Pettway	RB	6-0	235	Jr.	Montgomery, AL
43	Cedric Chambers	RB	5-7	187	So.	Valley, AL	69	Ike Powell	LS	6-3	267	Sr.	Tifton, GA
91	Nick Coe	DL	6-5	270	RFr.	Asheboro, NC	50	Chase Ritter	LB	5-10	205	Sr.	Wetumpka, AL
27	Chandler Cox	FB	6-1	239	Jr.	Apopka, FL	14	Stephen Roberts	DB	5-11	189	Sr.	Opelika, AL
3	Nate Craig-Myers	WR	6-2	213	So.	Dade City, FL	45	Jacob Rogers	DB	5-11	205	RFr.	Goodwater, AL
45	Chase Cramer	FB	5-10	205	So.	Orlando, FL	19	Nick Ruffin	DB	6-0	202	Sr.	Duluth, GA
3	Marlon Davidson	DL	6-3	282	So.	Greenville, AL	95	Dontavius Russell	DL	6-3	310	Jr.	Carrollton, GA
6	Carlton Davis	DB	6-1	203	Jr.	Miami, FL	72	Prince M. Sammons	OL	6-7	292	RFr.	Blanchester, OH
57	Deshaun Davis	LB	5-11	246	Jr.	Prichard, AL	43	Ian Shannon	K/P	6-3	222	So.	Marietta, GA
13	Javaris Davis	DB	5-10	186	So.	Jacksonville, FL	66	Bailey Sharp	OL	6-5	300	So.	Marietta, GA
23	Ryan Davis	WR	5-9	175	Jr.	St. Petersburg, FL	47	John Samuel Shenker	TE	6-3	235	Fr.	Albany, GA
12	Jamel Dean	DB	6-2	215	So.	Cocoa, FL	32	Sam Sherrod	DB	5-11	198	RFr.	Birmingham, AL
35	Tanner Dean	LB	6-3	202	Fr.	Birmingham, AL	58	Josh Shockley	LB	5-10	224	Sr.	Locust Grove, GA
20	Jeremiah Dinson	DB	6-0	186	So.	Miami, FL	81	Darius Slayton	WR	6-2	190	So.	Norcross, GA
50	Casey Dunn	OL	6-4	292	Sr.	Trussville, AL	71	Braden Smith	OL	6-6	303	Sr.	Olathe, KS
41	Josh French	LB	5-11	209	RFr.	Birmingham, AL	53	Clarke Smith	LS	6-3	226	RFr.	Leeds, AL
53	Phelps Gambill	OL	6-5	282	Fr.	Nashville, TN	25	Jason Smith	DB	6-1	186	Sr.	Mobile, AL
73	Austin Golson	OL	6-5	312	Sr.	Prattville, AL	8	Jarrett Stidham	QB	6-3	214	So.	Stephenville, TX
40	Eugene Govan	RB	5-7	186	So.	Grovetown, GA	29	Tyler Stovall	H	6-0	213	Sr.	Hokes Bluff, AL
46	Devin Guice	DB	5-8	160	RFr.	Opelika, AL	12	Eli Stove	WR	6-0	183	So.	Niceville, FL
59	Brodarious Hamm	OL	6-5	344	Fr.	Griffin, GA	42	Keenan Sweeney	FB	6-0	237	Sr.	Snellville, GA
77	Marquel Harrell	OL	6-3	308	So.	Fairburn, GA	60	Bill Taylor	LS	6-3	227	Fr.	Northport, AL
85	Jalen Harris	TE	6-4	252	Jr.	Montgomery, AL	24	Daniel Thomas	DB	5-11	203	So.	Montgomery, AL
33	Will Hastings	WR	5-10	167	Jr.	Little Rock, AR	18	Tre' Threat	TE	6-1	244	So.	Mobile, AL
4	Jeff Holland	OLB	6-2	249	Jr.	Jacksonville, FL	44	Barrett Tindall	LB	6-0	202	Fr.	Birmingham, AL
40	Beau Horn	K/P	5-9	192	Fr.	Mobile, AL	37	C.J. Tolbert	RB	5-7	187	Jr.	Dadeville, AL
64	Mike Horton	OL	6-4	318	So.	Atlanta, GA	68	Austin Troxell	OL	6-6	292	Fr.	Gurley, AL
4	Noah Igbinoehene	WR	5-11	186	Fr.	Trussville, AL	94	Tyrone Truesdell	DL	6-2	338	Fr.	Augusta, GA
92	Alec Jackson	DL	6-5	280	Fr.	Montgomery, AL	97	Gary Walker	DL	5-11	270	So.	Toccoa, GA
78	Darius James	OL	6-4	324	Sr.	Killeen, TX	76	Prince Tega Wanogho	OL	6-7	301	So.	Montgomery, AL
10	Paul James III	DL	6-3	260	Jr.	Miami, FL	28	Ja'Tarvious Whitlow	WR	6-0	216	Fr.	LaFayette, AL
62	Jaunta'vius Johnson	DL	6-2	324	So.	Lincoln, AL	79	Andrew Williams	DL	6-4	286	Jr.	McDonough, GA
21	Kerryon Johnson	RB	6-0	212	Jr.	Huntsville, AL	49	Darrell Williams	LB	6-2	244	Jr.	Hoover, AL
75	Trent Kelley	OL	6-5	280	Fr.	Phenix City, AL	30	Tre' Williams	LB	6-2	225	Sr.	Mobile, AL
54	Kaleb Kim	OL	6-4	293	So.	Buford, GA	14	Malik Willis	QB	6-1	202	Fr.	Atlanta, GA
46	Caleb King	TE	6-3	218	Sr.	Huntsville, AL	31	Chandler Wooten	LB	6-2	237	Fr.	Acworth, GA
89	Griffin King	WR	5-10	180	So.	Atlanta, GA							

Numerical Roster

NO.	NAME	POS.	HT.	WT.	YR.	HOMETOWN	NO.	NAME	POS.	HT.	WT.	YR.	HOMETOWN
1	Big Kat Bryant	Buck	6-5	224	Fr.	Cordele, GA	43	Ian Shannon	K/P	6-3	222	So.	Marietta, GA
3	Marlon Davidson	DL	6-3	282	So.	Greenville, AL	43	Cedric Chambers	RB	5-7	187	So.	Valley, AL
3	Nate Craig-Myers	WR	6-2	213	So.	Dade City, FL	44	Barrett Tindall	LB	6-0	202	Fr.	Birmingham, AL
4	Jeff Holland	OLB	6-2	249	Jr.	Jacksonville, FL	45	Chase Cramer	FB	5-10	205	So.	Orlando, FL
4	Noah Igbino ghene	WR	5-11	186	Fr.	Trussville, AL	45	Jacob Rogers	DB	5-11	205	RFr.	Goodwater, AL
5	Derrick Brown	DL	6-5	316	So.	Sugar Hill, GA	46	Caleb King	TE	6-3	218	Sr.	Huntsville, AL
5	Devan Barrett	RB	6-0	185	Fr.	Tampa, FL	46	Devin Guice	DB	5-8	160	RFr.	Opelika, AL
6	Carlton Davis	DB	6-1	203	Jr.	Miami, FL	47	John Samuel Shenker	TE	6-3	235	Fr.	Albany, GA
8	Jarrett Stidham	QB	6-3	214	So.	Stephenville, TX	47	Craig Carter	LB	5-11	198	So.	Milton, GA
9	Kam Martin	RB	5-10	182	So.	Port Arthur, TX	48	Montavious Atkinson	LB	6-1	218	Jr.	Fairburn, GA
10	Paul James III	DL	6-3	260	Jr.	Miami, FL	49	Darrell Williams	LB	6-2	244	Jr.	Hoover, AL
12	Eli Stove	WR	6-0	183	So.	Niceville, FL	50	Casey Dunn	OL	6-4	292	Sr.	Trussville, AL
12	Jamel Dean	DB	6-2	215	So.	Cocoa, FL	50	Chase Ritter	LB	5-10	205	Sr.	Wetumpka, AL
13	Javaris Davis	DB	5-10	186	So.	Jacksonville, FL	51	Richard McBryde	LB	6-1	237	So.	Troy, AL
14	Stephen Roberts	QB	5-11	189	Sr.	Opelika, AL	52	Nick Brahms	OL	6-3	276	Fr.	Navarre, FL
14	Malik Willis	DB	6-1	202	Fr.	Atlanta, GA	53	Clarke Smith	LS	6-3	226	RFr.	Leeds, AL
15	Jordyn Peters	DB	6-1	185	Fr.	Muscle Shoals, AL	53	Phelps Gambill	OL	6-5	282	Fr.	Nashville, TN
15	Wil Appleton	QB	5-11	196	Fr.	Albertville, AL	54	Kaleb Kim	OL	6-4	293	So.	Buford, GA
16	Devin Adams	QB	6-3	244	Jr.	Mobile, AL	55	T.D. Moultry	LB	6-2	240	Fr.	Birmingham, AL
16	Malcolm Askew	DB	5-11	182	Fr.	McCalla, AL	56	Tashawn Manning	DL	6-3	320	Fr.	Apopka, FL
17	Marquis McClain	WR	6-2	226	RFr.	Crestview, FL	57	Deshaun Davis	LB	5-11	246	Jr.	Prichard, AL
18	Tre' Threat	TE	6-1	244	So.	Mobile, AL	58	Josh Shockley	LB	5-10	224	Sr.	Locust Grove, GA
18	Jayvaughn Myers	DB	6-1	192	RFr.	Dade City, FL	59	Brodarious Hamm	OL	6-5	344	Fr.	Griffin, GA
19	Nick Ruffin	DB	6-0	202	Sr.	Duluth, GA	60	Bill Taylor	LS	6-3	227	Fr.	Northport, AL
20	Jeremiah Dinson	DB	6-0	186	So.	Miami, FL	61	Ryan Meneely	OL	6-2	322	So.	McDonough, GA
21	Kerryon Johnson	RB	6-0	212	Jr.	Huntsville, AL	62	Jaunta'vius Johnson	DL	6-2	324	So.	Lincoln, AL
21	Traivon Leonard	DB	6-0	191	Fr.	West Palm Beach, FL	63	Peyton Nance	OL	5-11	318	Fr.	Attalla, AL
22	John Broussard Jr.	DB	5-11	172	So.	Phenix City, AL	64	Mike Horton	OL	6-4	318	So.	Atlanta, GA
23	Ryan Davis	WR	5-9	175	Jr.	St. Petersburg, FL	66	Bailey Sharp	OL	6-5	300	So.	Marietta, GA
24	Daniel Thomas	DB	5-11	203	So.	Montgomery, AL	67	Tyler Carr	OL	6-5	316	So.	Southside, AL
25	Jason Smith	DB	6-1	186	Sr.	Mobile, AL	68	Austin Troxell	OL	6-6	292	Fr.	Gurley, AL
25	Alex Medary	FB	6-0	186	Fr.	Orlando, FL	69	Ike Powell	LS	6-3	267	Sr.	Tifton, GA
26	Anders Carlson	K	6-5	200	Fr.	Colorado Springs, CO	70	Calvin Ashley	OL	6-6	350	Fr.	Orlando, FL
27	Chandler Cox	FB	6-1	239	Jr.	Apopka, FL	71	Braden Smith	OL	6-6	303	Sr.	Olathe, KS
28	Tray Matthews	DB	6-1	209	Sr.	Newnan, GA	72	Prince M. Sammons	OL	6-7	292	RFr.	Blanchester, OH
28	JaTarvious Whitlow	WR	6-0	216	Fr.	LaFayette, AL	73	Austin Golson	OL	6-5	312	Sr.	Prattville, AL
29	Tyler Stovall	H	6-0	213	Sr.	Hokes Bluff, AL	74	Wilson Bell	OL	6-5	355	Sr.	Mobile, AL
29	Jaylen McGriff	DB	6-0	207	Jr.	Brentwood, TN	75	Trent Kelley	OL	6-5	280	Fr.	Phenix City, AL
30	Tre' Williams	LB	6-2	225	Sr.	Mobile, AL	76	Prince Tega Wanogho	OL	6-7	301	So.	Montgomery, AL
31	Chandler Wooten	LB	6-2	237	Fr.	Acworth, GA	77	Marquel Harrell	OL	6-3	308	So.	Fairburn, GA
31	Sage Ledbetter	K	6-0	181	RFr.	Auburn, AL	78	Darius James	OL	6-4	324	Sr.	Killeen, TX
32	Malik Miller	RB	5-11	225	RFr.	Huntsville, AL	79	Andrew Williams	DL	6-4	286	Jr.	McDonough, GA
32	Sam Sherrod	DB	5-11	198	RFr.	Birmingham, AL	80	Sal Cannella	TE	6-5	228	So.	Schaumburg, IL
33	Will Hastings	WR	5-10	167	Jr.	Little Rock, AR	81	Darius Slayton	WR	6-2	190	So.	Norcross, GA
33	K.J. Britt	LB	6-0	239	Fr.	Oxford, AL	82	Pete Berryman	TE	6-3	221	Sr.	Birmingham, AL
35	James Owens Moss	WR	5-9	184	RFr.	Opelika, AL	85	Jalen Harris	TE	6-4	252	Jr.	Montgomery, AL
35	Tanner Dean	LB	6-3	202	Fr.	Birmingham, AL	86	Tucker Brown	TE	6-3	288	Jr.	Trussville, AL
36	Kamryn Pettway	RB	6-0	235	Jr.	Montgomery, AL	87	Pace Ozmint	WR	6-1	181	RFr.	Glencoe, AL
37	C.J. Tolbert	RB	5-7	187	Jr.	Dadeville, AL	89	Griffin King	WR	5-10	180	So.	Atlanta, GA
37	Brock Campbell	DB	6-0	195	Sr.	Birmingham, AL	91	Nick Coe	DL	6-5	270	RFr.	Asheboro, NC
38	Daniel Carlson	K	6-4	223	Sr.	Colorado Springs, CO	92	Alec Jackson	DL	6-5	280	Fr.	Montgomery, AL
39	Robert Muschamp	LB	6-1	244	So.	Rome, GA	93	Tyler Carter	DL	6-1	270	Sr.	Decatur, AL
40	Eugene Govan	RB	5-7	186	So.	Grovetown, GA	94	Nick Ruffin	DL	6-2	338	Fr.	Augusta, GA
40	Beau Horn	K/P	5-9	192	Fr.	Mobile, AL	95	Dontavious Russell	DL	6-3	310	Jr.	Carrollton, GA
41	Josh French	LB	5-11	209	RFr.	Birmingham, AL	97	Gary Walker	DL	5-11	270	So.	Toccoa, GA
41	Aidan Marshall	P	5-11	163	Fr.	Winchester, VA	99	Spencer Nigh	FB	6-0	270	So.	Magnolia, TX
42	Keenan Sweeney	FB	6-0	237	Sr.	Snellville, GA							

PRONUNCIATION GUIDE

NO.	NAME	PRONUNCIATION
48	MONTAVIOUS Atkinson	mon-TAY-vee-us
22	John BROUSSARD	brew-SARD
80	Sal CANNELLA	can-NELL-lah
26	ANDERS Carlson	ON-durs
31	JAVARIS Davis	ja-VAR-is
12	JAMEL Dean	ja-MELL
40	Eugene GOVAN	GO-van
46	DEVIN GUICE	gice (sounds like ice)
59	BRODARIOUS Hamm	bro-DARE-ree-us
77	Marquel HARRELL	hah-RELL
4	Noah IGBINO GHENE	IG-bin-NOG-gah-nee
62	JAUNTA'VIUS Johnson	jon-TAY-vee-us

NO.	NAME	PRONUNCIATION
21	KERRYON Johnson	carry-on
56	TASHAWN Manning	TAY-shawn
17	MARQUIS McClain	mar-KEESE
32	MALIK Miller	muh-LEAK
25	Alex MEDARY	MEDD-err-ree
18	JAYVAUGHN Myers	JAY-von
19	NICK RUFFIN	ROUGH-fin
95	DONTAVIOUS Russell	don-TAY-vee-us
43	IAN Shannon	EE-un
71	BRADEN Smith	BRAY-den
98	Prince TEGA WANOGHO	TAY-ga wah-NAH-go

Depth Chart

Offense

QB	8	JARRETT STIDHAM (6-3, 214, So.)
	14	Malik Willis (6-1, 202, Fr.)
RB	21	KERRYON JOHNSON (6-0, 212, Jr.)
	9	Kam Martin (5-10, 182, So.)
HB	27	CHANDLER COX (6-1, 239, Jr.)
	99	Spencer Nigh (6-0, 270, So.) –OR--
	42	Keenan Sweeney (6-0, 237, Jr.)
TE	85	JALEN HARRIS (6-4, 252, Jr.)
	86	Tucker Brown (6-3, 288, Jr.)
WR	81	DARIUS SLAYTON (6-2, 190, So.)
	17	Marquis McClain (6-2, 226, RFr.)
WR	3	NATE CRAIG-MYERS (6-2, 213, So.)
	80	Sal Cannella (6-5, 228, So.)
WR	12	ELI STOVE (6-0, 183, So.)
	4	Noah Igbinoghene (5-11, 186, Fr.)
WR	23	RYAN DAVIS (5-9, 175, Jr.) –OR--
	33	WILL HASTINGS (5-10, 167, Jr.)
LT	73	AUSTIN GOLSON (6-5, 312, Sr.)
	76	Prince Tega Wanogho (6-7, 301, So.)
LG	64	MIKE HORTON (6-4, 318, So.)
	77	Marquel Harrell (6-3, 308, So.)
C	50	CASEY DUNN (6-4, 292, Sr.)
	73	Austin Golson (6-5, 312, Sr.)
RG	71	BRADEN SMITH (6-6, 303, Sr.)
	74	Wilson Bell (6-5, 355, Sr.)
RT	78	DARIUS JAMES (6-4, 324, Sr.)
	70	Calvin Ashley (6-6, 350, Fr.)

Special Teams

PK	38	DANIEL CARLSON (6-4, 223, Sr.)
	26	Anders Carlson (6-5, 200, Fr.) --OR--
	31	Sage Ledbetter (6-0, 181, RFr.)
P	41	AIDAN MARSHALL (5-11, 163, Fr.)
	43	Ian Shannon (6-3, 222, So.)
	29	Tyler Stovall (6-0, 213, Sr.)
H	29	TYLER STOVALL (6-0, 213, Sr.)
LS	69	IKE POWELL (6-3, 267, Sr.)
	60	Bill Taylor (6-3, 227, Fr.)
PR	14	STEPHEN ROBERTS (5-11, 189, Sr.)
	23	Ryan Davis (5-9, 175, Jr.)
KR	4	NOAH IGBINOGHENE (5-11, 186, Fr.) –AND–
	9	KAM MARTIN (5-10, 182, So.)
	5	Devan Barrett (6-0, 185, Fr.) -- AND --
	13	Javaris Davis (5-10, 186, So.)

Defense

Buck	4	JEFF HOLLAND (6-2, 249, Jr.)
	10	Paul James III (6-3, 260, Jr.) –OR--
	55	T.D. Moultry (6-2, 240, Fr.)
DT	95	DONTAVIUS RUSSELL (6-3, 310, Jr.)
	94	Tyrone Truesdell (6-2, 338, Fr.)
DT	5	DERRICK BROWN (6-5, 316, So.)
	79	Andrew Williams (6-4, 286, Jr.)
DE	3	MARLON DAVIDSON (6-3, 282, So.)
	91	Nick Coe (6-5, 270, RFr.) --OR--
	1	Big Kat Bryant (6-5, 224, Fr.)
SAM	49	DARRELL WILLIAMS (6-2, 244, Jr.)
	51	Richard McBryde (6-1, 237, So.)
MIKE	57	DESHAUN DAVIS (5-11, 246, Jr.)
	33	K.J. Britt (6-0, 239, Fr.) –OR--
	31	Chandler Wooten (6-2, 237, Fr.)
WILL	30	TRE' WILLIAMS (6-2, 225, Sr.)
	48	Montavious Atkinson (6-1, 218, Jr.)
CB	13	JAVARIS DAVIS (5-10, 186, So.) --OR--
	12	JAMEL DEAN (6-2, 215, So.)
	22	John Broussard Jr. (5-11, 172, So.)
FS	28	TRAY MATTHEWS (6-1, 209, Sr.)
	19	Nick Ruffin (6-0, 202, Sr.) –OR--
	20	Jeremiah Dinson (6-0, 186, So.)
SS	14	STEPHEN ROBERTS (5-11, 189, Sr.)
	24	Daniel Thomas (5-11, 203, So.) --OR--
	25	Jason Smith (6-1, 186, Sr.)
CB	6	CARLTON DAVIS (6-1, 203, Jr.)
	21	Traivon Leonard (6-0, 191, Fr.)
NICKEL	24	DANIEL THOMAS (5-11, 203, So.) –OR--
	20	JEREMIAH DINSON (6-0, 186, So.)
	15	Jordyn Peters (6-1, 185, Fr.)

Player Bios



DEVIN ADAMS #16
QB
 6-3 • 244 • Jr. • JC
 Mobile, Ala. (Mississippi Delta CC)
 University College

2017: Saw first game action against Georgia Southern, completing a pass and rushing for 6 yards

2016: Scout team quarterback ... did not see game action

JUNIOR COLLEGE: Played at Mississippi Delta Community College in Moorhead, Miss., for two seasons

HIGH SCHOOL: Threw for 2,700 yards, 24 touchdowns as a senior, 3,100 yards and 31 TD as a junior for Coach Kerry Stevenson at Vigor High ... led team to Class 5A state title as a sophomore ... also played basketball and baseball

PERSONAL: Birthday is May 28 ... son of Felicia Adams and Terry Adams ... studying in the University College

ADAMS' CAREER PASSING STATS

YEAR	G/GS	CMP	ATT	PCT	YDS	INT	TD	LP/OPPONENT
2017	1/0	1	2	50.0	-1	0	0	-1/Ga Southern

ADAMS' CAREER RUSHING STATS

YEAR	G/GS	NO	YDS	AVG	TD	LP/OPPONENT
2017	1/0	2	6	3.0	0	5/Ga Southern

ADAMS' CAREER GAME HIGH STATS

Completions	1	Ga Southern	9/2/17
Pass Attempts	2	Ga Southern	9/2/17
Pass Yards	-1	Ga Southern	9/2/17
Pass Long	-1	Ga Southern	9/2/17
Rush Attempts	2	Ga Southern	9/2/17
Rush Yards	6	Ga Southern	9/2/17
Rush Long	5	Ga Southern	9/2/17



CALVIN ASHLEY #70
OL
 6-6 • 350 • Fr. • HS
 Orlando, Fla. (St. John's College)
 Education

2017: True freshman listed second on the depth chart at right tackle ... looks to be redshirting

HIGH SCHOOL: Top-tier offensive tackle for Coach Joe Casamento at St. John's College High in Washington, D.C. ... USA Today first team All-America ... Under Armour All-America Game ... No. 6 offensive tackle for ESPN, 247 Sports, Scout ... seventh offensive tackle for Rivals ... No. 32 overall high school player in the country (ESPN), 27 (247 Sports), 34 (Scout) and 48 (Rivals) ... also played basketball ... active in community service

PERSONAL: Birthday is April 1 ... son of Marvin and Charlene Ashley ... has a brother, Deshaun, and a sister, Britiany ... studying in the College of Education



MALCOLM ASKEW #16
DB
 5-11 • 182 • Fr. • HS
 McCalla, Ala. (McAdory)
 Liberal Arts

2017: Talented athlete who enrolled in January

HIGH SCHOOL: Played at McAdory High for Coach David Powell ... 2016 regional MVP ... 2016 first team and 2015 second team ASWA all-state ... Alabama-Mississippi All-Star Game ... played quarterback as a senior ... rushed 61 times for 238 yards and three touchdowns ... completed 93-175 passes for 1,536 yards and 17 touchdowns ... also tallied 11 tackles and one interception on defense ... consensus four-star prospect ... No. 7 player in state of Alabama according to Rivals ... 247's No. 11 player in Alabama ... ranked No. 119 in ESPN300 ... ESPN's No. 3 player in Alabama ... CBS All-America ... helped Yellow Jackets to an 8-4 record and a trip to second round of Class 6A playoffs ... also played basketball and baseball ... member of National Honor Society and Mu Alpha Theta math honorary

PERSONAL: Birthday is October 11 ... son of James and LaTasha Askew ... has one sister, Taylor ... studying in the College of Liberal Arts



MONTAVIOUS ATKINSON #48
LB
 6-1 • 218 • Jr. • 2L
 Fairburn, Ga. (Langston Hughes)
 University College

2017: Veteran who rotates at will linebacker ... 10-yard sack at Clemson ... 2 solo tackles vs. Mercer ... starter at Missouri, recording team-best 6 tackles and a forced fumble ... career-best 7 tackles, TFL, QB hurry vs. Mississippi State ... 3 tackles vs. Ole Miss ... 6 tackles at LSU ... 2 tackles at Texas A&M ... 6 tackles vs. ULM ... 2 tackles, 2 QB hurries vs. Alabama.

2016: Converted safety playing WLB ... 30 tackles for season ... had three tackles, 1.5 TFL against Arkansas State ... solo stop vs. Texas A&M ... five solo stops and a TFL against ULM ... three tackles at Mississippi State ... two tackles, TFL against Arkansas ... first career start came vs. Vanderbilt, recording five tackles, TFL ... four tackles at Georgia ... recorded five tackles against Oklahoma in Sugar Bowl

2015: True freshman contributing at free safety ... appeared in 10 games ... saw first action vs. Louisville ... one tackle vs. San Jose' State

HIGH SCHOOL: Dominant physical prep defender who is a safety prospect for the Tigers ... had 137 tackles each season as a junior and senior; four-year starter totaled 531 career stops, 7 interceptions ... first team all-region as a junior and senior for Coach Willie Cannon ... GSWA all-state, AJC all-area ... ranked among the top 60 prospects in Georgia by ESPN, 247 Sports and Rivals ... Scout rates him the best safety prospect in Georgia ... PrepStar all-South ... also a basketball and track letterman ... AB Honor Roll

PERSONAL: Birthday is August 29 ... son of Cassandra Atkinson and Kerry Britt ... studying in the University College

ATKINSON'S CAREER DEFENSIVE STATS

YEAR	G/GS	TT	UT	AT	TFL-YDS	QBS-YDS	FF/FR	PD	QBH	INT
2015	10/0	1	1	0	0.0-0	0.0-0	0/0	0	0	0
2016	12/1	30	22	8	4.5-15	0.0-0	0/0	0	0	0
2017	13/5	39	16	23	1.5-12	1.0-10	1/0	1	4	0
Total	35/6	70	39	31	6.0-27	1.0-10	1/0	1	4	0

Player Bios

ATKINSON'S CAREER GAME HIGH STATS

Tackles.....	7	Mississippi St.	9/30/17
TFL.....	1.5	Arkansas St.	9/10/16
Sacks.....	1.0	at Clemson	9/9/17
FF.....	1	at Missouri	9/23/17
PBU.....	1	Georgia	11/11/17

ATKINSON'S GAME-BY-GAME DEFENSIVE STATS

DATE	OPPONENT	TT	UT	AT	TFL-YDS	QBS-YDS
9/5/15	vs. Louisville	0	0	0	0.0-0	0.0-0
9/12/15	JACKSONVILLE STATE	0	0	0	0.0-0	0.0-0
9/19/15	at LSU	0	0	0	0.0-0	0.0-0
9/26/15	MISSISSIPPI STATE	0	0	0	0.0-0	0.0-0
10/3/15	SAN JOSE' STATE	1	1	0	0.0-0	0.0-0
10/15/15	at Kentucky	0	0	0	0.0-0	0.0-0
10/24/15	at Arkansas	0	0	0	0.0-0	0.0-0
10/31/15	OLE MISS	0	0	0	0.0-0	0.0-0
11/7/15	at Texas A&M	0	0	0	0.0-0	0.0-0
11/14/15	GEORGIA				DID NOT PLAY	
11/21/15	IDAHO	0	0	0	0.0-0	0.0-0
11/28/15	ALABAMA				DID NOT PLAY	
12/30/15	vs. Memphis (Bham)				DID NOT PLAY	

DATE	OPPONENT	TT	UT	AT	TFL-YDS	QBS-YDS
9/3/16	CLEMSON	0	0	0	0.0-0	0.0-0
9/10/16	ARKANSAS STATE	3	2	1	1.5-2	0.0-0
9/17/16	TEXAS A&M	1	1	0	0.0-0	0.0-0
9/24/16	LSU	0	0	0	0.0-0	0.0-0
10/1/16	ULM	5	5	0	1.0-7	0.0-0
10/8/16	at Mississippi State	3	1	2	0.0-0	0.0-0
10/22/16	ARKANSAS	2	2	0	1.0-2	0.0-0
10/29/16	at Ole Miss	1	0	1	0.0-0	0.0-0
11/5/16	* VANDERBILT	5	3	2	1.0-4	0.0-0
11/12/16	at Georgia	4	3	1	0.0-0	0.0-0
11/19/16	ALABAMA A&M				DID NOT PLAY	
11/28/16	at Alabama	1	1	0	0.0-0	0.0-0
1/2/17	vs. Oklahoma (Sugar)	5	4	1	0.0-0	0.0-0

DATE	OPPONENT	TT	UT	AT	TFL-YDS	QBS-YDS
9/2/17	* GA SOUTHERN	2	1	1	0.0-0	0.0-0
9/9/17	at Clemson	1	1	0	1.0-10	1.0-10
9/16/17	MERCER	2	2	0	0.0-0	0.0-0
9/23/17	* at Missouri	6	4	2	0.0-0	0.0-0
9/30/17	* MISSISSIPPI STATE	7	2	5	0.5-2	0.0-0
10/7/17	* OLE MISS	3	1	2	0.0-0	0.0-0
10/14/17	* at LSU	6	1	5	0.0-0	0.0-0
10/21/17	at Arkansas	0	0	0	0.0-0	0.0-0
11/4/17	at Texas A&M	2	1	1	0.0-0	0.0-0
11/11/17	GEORGIA	1	1	0	0.0-0	0.0-0
11/18/17	ULM	6	1	5	0.0-0	0.0-0
11/25/17	ALABAMA	2	1	1	0.0-0	0.0-0
12/2/17	vs. Georgia (SEC)	1	0	1	0.0-0	0.0-0



DEVAN #6
BARRETT RB
 6-0 • 185 • Fr. • HS
 Tampa, Fla. (Tampa Catholic)
 Business

2017: True freshman seeing backup action at tailback ... also a return man ... gained 26 yards on five carries in his debut against Georgia Southern ... 3 receptions gained 17 yards vs. Mercer ... 20 yards rushing vs. Mississippi State ... 4-yard TD catch from Malik Willis at Arkansas.

HIGH SCHOOL: Multi-talented athlete for Coach Mike Gregory and the Tampa Catholic Crusaders, playing running back and safety ... 1,271 yards rushing, 11 TD in nine games as a senior with 1,507 all-purpose yards on offense ... 44 career TD and more than 4,000 total yards ... top 25 athlete for ESPN, top 15 athlete for Scout, top 15 running back for 247 Sports, and top 10 running back for Rivals ... placed in the top 300 players by ESPN, top 175 by both 247 Sports and Scout, and in the top 100 by Rivals ... one of the top 50 players from Florida according to ESPN, top 30 by 247 Sports, top 20 by Rivals, and fifth overall from Scout ... also played basketball

PERSONAL: Birthday is October 7 ... son of Reggie and Pam Barrett ... has two siblings, Jaaron and Trevor ... studying in the College of Business

BARRETT'S CAREER RUSHING STATS

YEAR	G/GS	NO	YDS	AVG	TD	LPI/OPPONENT
2017	13/0	13	82	6.3	0	14/ULM

BARRETT'S CAREER RECEIVING STATS

YEAR	G/GS	NO	YDS	AVG	TD	LPI/OPPONENT
2017	13/0	9	29	3.2	1	9/Mercer

BARRETT'S CAREER GAME HIGH STATS

Rush Attempts	5	Ga Southern	9/2/17
Rush Yards	28	Ga Southern	9/2/17
Rush Long	14	ULM	11/18/17
Receptions	3	Mercer	9/16/17
Rec. Yards	17	Mercer	9/16/17
Rec. Long	9	Mercer	9/16/17
Rec. TD	1	at Arkansas	10/21/17

BARRETT'S GAME-BY-GAME RUSHING STATS

DATE	OPPONENT	ATT	YDS	Avg.	TD	TD YDS
9/2/17	GA SOUTHERN	5	28	5.6	0	--
9/9/17	at Clemson	0	0	0.0	0	--
9/16/17	MERCER	0	0	0.0	0	--
9/23/17	at Missouri	1	0	0.0	0	--
9/30/17	MISSISSIPPI STATE	2	20	10.0	0	--
10/7/17	OLE MISS	1	5	5.0	0	--
10/14/17	at LSU	0	0	0.0	0	--
10/21/17	at Arkansas	2	10	5.0	0	--
11/4/17	at Texas A&M	0	0	0.0	0	--
11/11/17	GEORGIA	0	0	0.0	0	--
11/18/17	ULM	2	21	10.5	0	--
11/25/17	ALABAMA	0	0	0.0	0	--
12/2/17	vs. Georgia (SEC)	0	0	0.0	0	--

BARRETT'S GAME-BY-GAME RECEIVING STATS

DATE	OPPONENT	REC	YDS	Avg.	TD	TD YDS
9/2/17	GA SOUTHERN	0	0	0.0	0	--
9/9/17	at Clemson	0	0	0.0	0	--
9/16/17	MERCER	3	17	5.7	0	--
9/23/17	at Missouri	1	1	1.0	0	--
9/30/17	MISSISSIPPI STATE	1	6	6.0	0	--
10/7/17	OLE MISS	1	3	3.0	0	--
10/14/17	at LSU	1	0	0.0	0	--
10/21/17	at Arkansas	1	4	4.0	1	4
11/4/17	at Texas A&M	0	0	0.0	0	--
11/11/17	GEORGIA	2	6	3.0	0	--
11/18/17	ULM	0	0	0.0	0	--
11/25/17	ALABAMA	0	0	0.0	0	--
12/2/17	vs. Georgia (SEC)	1	1	1.0	0	--

Player Bios



WILSON #74
BELL OL
 6-5 • 355 • Sr. • Tr.
 Mobile, Ala. (Florida State)
 Graduate/Education

2017: Graduate transfer from Florida State ... listed second on the depth chart at right guard ... has appeared in seven games ... graduate student in education

AT FLORIDA STATE: Made 18 career starts at offensive guard, five during 2016 ... honorable mention all-ACC ... was one of three ACC student-athlete representatives on the NCAA Autonomy Committee and was also involved in ACC spring meetings on behalf of SAAC ... started all 13 games as a sophomore in 2015 ... played in two games in 2014 as a redshirt freshman ... was co-offensive scout team player of year in 2013 along with current Auburn teammate John Franklin III

HIGH SCHOOL: Helped Blount High reach the Alabama 6A state playoffs as a senior ... played in the Alabama/Mississippi All-Star Game ... ranked as a three-star prospect by ESPN, Rivals, 247Sports and Scout

PERSONAL: Birthday is November 29 ... son of Joyce Nero, Wilson Bell and Jackie Jenkins ... has four siblings: Brandon, Jacoia, Demetrius and Ambrianna ... daughter's name is Karter Lynn ... received his bachelor's degree from Florida State in editing, writing and media ... doing graduate work in the College of Education



PETE #82
BERRYMAN TE
 6-3 • 221 • Sr. • SQ
 Birmingham, Ala. (Mountain Brook)
 Engineering

2017: Reserve tight end ... Has not seen any game action

2016: Reserve tight end who joined the program as a walk-on ... saw first career action against Alabama A&M

HIGH SCHOOL: Played for Coach Chris Yeager at Mountain Brook High ... also a baseball and basketball letterman

PERSONAL: Birthday is May 18 ... son of Tim and Cynthia Berryman ... has two siblings, Sarah and Charlie ... dad played football at University of Ottawa and seven years in the Canadian Football League ... mom played volleyball at Queen's University ... member of FarmHouse fraternity and Impact at Auburn ... studying in the College of Engineering



NICK #52
BRAHMS OL
 6-3 • 276 • Fr. • HS
 Navarre, Fla. (Navarre)
 Business

2017: Offensive guard who enrolled in January ... looks to be redshirting

HIGH SCHOOL: Preseason first team all-state for Coach Jay Walls ... missed senior season with broken leg ... won Doc Blanchard Award at U.S. Army All-American Bowl for outstanding scholar-athlete ... second team Florida Class 6A all-state as a junior ... also lettered in weightlifting and track ... member of National Honor Society ... ASA Male Scholastic award winner

PERSONAL: Birthday is March 3 ... son of Brigitte and Keith Brahms ... has one sister, Olivia ... father played lacrosse at Air Force ... studying in the College of Business



K.J. #33
BRITT LB
 6-0 • 239 • Fr. • HS
 Oxford, Ala. (Oxford)
 Engineering

2017: Listed second on the depth chart at middle linebacker ... has played in every game ... 4 total tackles on the season ... Hard-hitting linebacker prospect who enrolled in January

HIGH SCHOOL: Played at Oxford High for Coach Ryan Herring ... tallied 124 tackles as a senior ... added 17 TFL, five sacks and an interception ... 2016 regional MVP and first team all-state ... 2015 first team ASWA all-state honoree ... Alabama-Mississippi All-Star Game ... four-star inside linebacker according to 247, Rivals and ESPN ... No. 5 in state of Alabama according to Rivals ... helped team to a 10-1 record and a region title in 2016 along with a playoff berth ... member of National Honor Society

PERSONAL: Birthday is June 7 ... son of Kenney and Tonia Britt ... has one brother, Keenan ... enjoys hunting and fishing ... studying in the College of Engineering

BRITT'S CAREER DEFENSIVE STATS

YEAR	G/GS	TT	UT	AT	TFL-YDS	QBS-YDS	FF/FR	PD	I/YDS
2017	13/0	4	3	1	0.0-0	0.0-0	0/0	0	0/0

BRITT'S CAREER GAME HIGH STATS

Tackles.....1 3x (last: ULM) 11/18/17

BRITT'S GAME-BY-GAME DEFENSIVE STATS

DATE	OPPONENT	TT	UT	AT	TFL-YDS	QBS-YDS
9/2/17	GA SOUTHERN	1	0	1	0.0-0	0.0-0
9/9/17	at Clemson	0	0	0	0.0-0	0.0-0
9/16/17	MERCER	0	0	0	0.0-0	0.0-0
9/23/17	at Missouri	0	0	0	0.0-0	0.0-0
9/30/17	MISSISSIPPI STATE	0	0	0	0.0-0	0.0-0
10/7/17	OLE MISS	0	1	1	0.0-0	0.0-0
10/14/17	at LSU	0	0	0	0.0-0	0.0-0
10/21/17	at Arkansas	0	0	0	0.0-0	0.0-0
11/4/17	at Texas A&M	0	0	0	0.0-0	0.0-0
11/11/17	GEORGIA	1	0	1	0.0-0	0.0-0
11/18/17	ULM	1	0	1	0.0-0	0.0-0
11/25/17	ALABAMA	0	0	0	0.0-0	0.0-0
12/2/17	vs. Georgia (SEC)	0	0	0	0.0-0	0.0-0

Player Bios



JOHN #22
BROUSSARD JR. DB
 5-11 • 172 • So. • 1L
 Phenix City, Ala. (Central)
 Education



DERRICK #5
BROWN DL
 6-5 • 316 • So. • 1L
 Sugar Hill, Ga. (Lanier)
 Business

2017: In the rotation at cornerback ... pair of tackles at Missouri ... 2 tackles at Arkansas

2016: Played in eight games ... true freshman corner ... saw first career action vs. Clemson ... first career tackle came against Arkansas State ... PBU against ULM ... solo tackle against Arkansas

HIGH SCHOOL: Versatile cornerback with exceptional coverage skills ... defensive player of the year for Coach Jamey Dubose at Central High, posting 35 tackles, 6 PBU and an interception as a senior ... all-region, all-bi-city and Class 7A all-state ... Under Armour All-America Game ... Alabama-Mississippi All-Star Game ... ESPN (4), 247 Sports (6), Rivals (18) top prospects in Alabama ... USA Today all-state ... also ran track

PERSONAL: Son of Vickie and John Broussard Sr. ... has a brother, Francis, and a sister, Alisia ... birthday is January 1 ... studying in the College of Education

BROUSSARD'S CAREER DEFENSIVE STATS

YEAR	G/GS	TT	UT	AT	TFL-YDS	QBS-YDS	FF/FR	PD	I/YDS
2016	8/0	2	1	1	0.0-0	0.0-0	0/0	1	0/0
2017	9/0	6	6	0	0.0-0	0.0-0	0/0	0	0/0
Totals	17/0	8	7	1	0.0-0	0.0-0	0/0	1	0/0

BROUSSARD'S CAREER GAME HIGH STATS

Tackles.....	2	2x (last: at Arkansas)	10/21/17
PBU.....	1	ULM	10/11/16

BROUSSARD'S GAME-BY-GAME DEFENSIVE STATS

DATE	OPPONENT	TT	UT	AT	PD	INT-YDS
9/3/16	CLEMSON	0	0	0	0	0-0
9/10/16	ARKANSAS STATE	1	0	1	0	0-0
9/17/16	TEXAS A&M					DID NOT PLAY
9/24/16	LSU					DID NOT PLAY
10/1/16	ULM	0	0	0	1	0-0
10/8/16	at Mississippi State	0	0	0	0	0-0
10/22/16	ARKANSAS	1	1	0	0	0-0
10/29/16	at Ole Miss					DID NOT PLAY
11/5/16	VANDERBILT	0	0	0	0	0-0
11/12/16	at Georgia					DID NOT PLAY
11/19/16	ALABAMA A&M	0	0	0	0	0-0
11/28/16	at Alabama	0	0	0	0	0-0
1/2/17	vs. Oklahoma (Sugar)	0	0	0	0	0-0

DATE	OPPONENT	TT	UT	AT	PD	INT-YDS
9/2/17	GA SOUTHERN	1	1	0	0	0-0
9/9/17	at Clemson	0	0	0	0	0-0
9/16/17	MERCER	1	1	0	0	0-0
9/23/17	at Missouri	2	2	0	0	0-0
9/30/17	MISSISSIPPI STATE	0	0	0	0	0-0
10/7/17	OLE MISS	0	0	0	0	0-0
10/14/17	at LSU	0	0	0	0	0-0
10/21/17	at Arkansas	2	2	0	0	0-0
11/4/17	at Texas A&M					DID NOT PLAY
11/11/17	GEORGIA					DID NOT PLAY
11/18/17	ULM	0	0	0	0	0-0
11/25/17	ALABAMA					DID NOT PLAY
12/2/17	vs. Georgia (SEC)					DID NOT PLAY

2017: Starter at defensive tackle ... 6 tackles, sack, 1.5 TFL against Georgia Southern ... sack, 2 TFL at Clemson ... 3 solo tackles, PBU vs. Mercer ... 3 tackles vs. Mississippi State ... 6 tackles, 2 TFL vs. Ole Miss ... 6 tackles at LSU ... forced a fumble, 7-yard sack and 2 tackles at Arkansas ... team-best 7 tackles at Texas A&M ... 4 tackles, sack vs. Georgia ... 5 tackles, TFL vs. ULM ... forced an Alabama fumble ... 4 tackles, TFL in SEC championship

2016: Played in all 13 games ... talented defensive line freshman ... recovered a Clemson fumble ... solo stop against Arkansas State ... TFL, two tackles vs. Vanderbilt ... had two tackles at Georgia ... credited with a sack, three tackles vs. Alabama A&M ... SEC first-year Academic Honor Roll ... SEC Student-Athlete Leadership Council for football

HIGH SCHOOL: Recorded 106 tackles, 42 TFL, 12 sacks as a senior for Coach Korey Mobbs at Lanier High ... career 270 tackles, 81 TFL, 33.5 sacks ... U.S. Army All-American Bowl defensive player of year ... MaxPreps national player of year ... GSWA player of year and Class 5A all-state ... ESPN, Scout, 247 Sports No. 9 national prospect ... Rivals Top 20 and No. 3 DT ... USA Today All-American, state player of year ... also a basketball letterman ... Lanier Student Leadership Team

PERSONAL: Birthday is April 15 ... son of Martha and James Brown ... has two siblings, Mikaelia and Kameron ... studying in the College of Business

D. BROWN'S CAREER DEFENSIVE STATS

YEAR	G/GS	TT	UT	AT	TFL-YDS	QBS-YDS	FF/FR	PD	QBH	INT
2016	13/0	11	3	8	1.5-10	1.0-9	0/1	1	0	0
2017	13/13	49	26	23	8.5-25	3.5-16	2/0	1	3	0
Totals	26/13	60	29	31	10.0-35	4.5-25	2/1	2	3	0

D. BROWN'S CAREER GAME HIGH STATS

Tackles.....	7	at Texas A&M	11/4/17
TFL.....	2.0	3x (last: Ole Miss)	10/7/17
Sacks.....	1.0	3x (last: at Clemson)	9/9/17
PBU.....	1	2x (last: Mercer)	9/16/17
FF.....	1	2x (last: Alabama)	11/25/17
FR.....	1	Clemson	9/3/16

D. BROWN'S GAME-BY-GAME DEFENSIVE STATS

DATE	OPPONENT	TT	UT	AT	TFL-YDS	QBS-YDS
9/3/16	CLEMSON	0	0	0	0.0-0	0.0-0
9/10/16	ARKANSAS STATE	1	1	0	0.0-0	0.0-0
9/17/16	TEXAS A&M	0	0	0	0.0-0	0.0-0
9/24/16	LSU	0	0	0	0.0-0	0.0-0
10/1/16	ULM	0	0	0	0.0-0	0.0-0
10/8/16	at Mississippi State	1	0	1	0.0-0	0.0-0
10/22/16	ARKANSAS	0	0	0	0.0-0	0.0-0
10/29/16	at Ole Miss	0	0	0	0.0-0	0.0-0
11/5/16	VANDERBILT	2	1	1	0.5-1	0.0-0
11/12/16	at Georgia	2	0	2	0.0-0	0.0-0
11/19/16	ALABAMA A&M	3	1	2	1.0-9	1.0-9
11/28/16	at Alabama	1	1	1	0.0-0	0.0-0
1/2/17	vs. Oklahoma (Sugar)	1	0	1	0.0-0	0.0-0

DATE	OPPONENT	TT	UT	AT	TFL-YDS	QBS-YDS
9/2/17	* GA SOUTHERN	6	1	5	1.5-3	1.0-2
9/9/17	* at Clemson	3	3	0	2.0-3	1.0-2
9/16/17	* MERCER	3	3	0	0.0-0	0.0-0
9/23/17	* at Missouri	0	0	0	0.0-0	0.0-0
9/30/17	* MISSISSIPPI STATE	3	2	1	0.0-0	0.0-0
10/7/17	* OLE MISS	5	2	3	1.5-3	0.0-0
10/14/17	* at LSU	6	0	6	0.0-0	0.0-0
10/21/17	* at Arkansas	2	2	0	1.0-7	1.0-7
11/4/17	* at Texas A&M	7	4	3	1.0-2	0.0-0
11/11/17	* GEORGIA	4	2	2	0.5-5	0.5-5

Player Bios

11/18/17	* ULM	5	3	2	0.5-1	0.0-0
11/25/17	* ALABAMA	1	1	0	0.0-0	0.0-0
12/2/17	* vs. Georgia (SEC)	4	3	1	0.5-1	0.0-0



TUCKER BROWN #86
TE
6-3 • 288 • Jr. • 1L
Trussville, Ala. (Hewitt-Trussville)
Business

2017: Converted guard now playing tight end ... has played in every game
2016: Reserve offensive lineman who also contributed on special teams ... wore #98 as extra tight end in some offensive sets ... played in every game of 2016
2015: Saw his first snaps of the season against Idaho
AT AUBURN: Joined the football program as a walk-on in spring, 2015
HIGH SCHOOL: Offensive team captain for Coach Hal Riddle at Hewitt-Trussville High ... won Pat Patrick Award for outstanding lineman play in central Alabama ... also lettered in basketball and tennis ... member of National Honor Society, Beta Club, Thespians and SGA
PERSONAL: Birthday is January 8 ... son of Keith and Kathy Brown ... has four siblings: Jake, Haley, Sam and Joe David ... brother Sam was a member of Auburn's 2010 national championship team ... studying in the College of Business ... member of Phi Gamma Delta fraternity and Tau Sig honor society



BIG KAT BRYANT #1
Buck
6-5 • 224 • Fr. • HS
Cordele, Ga. (Crisp County)
Engineering

2017: True freshman listed second on the depth chart at defensive end ... SEC all-freshman team on the defensive line ... 2 tackles, 0.5 TFL against Mercer ... 5-yard sack, 2 tackles and forced a fumble against Mississippi State ... 9-yard sack at Arkansas.
HIGH SCHOOL: Premier pass rusher who led Coach Shelton Felton's Cougars at Crisp County High to the state Class 3A semifinals ... Georgia Class 3A defensive player of the year and all-state ... 102 tackles, 36.5 TFL, 15.5 sacks as a senior ... Under Armour All-America Game ... top 15 at his position by Scout, ESPN, 247 Sports ... top 15 prospect from Georgia by ESPN, Scout ... also a basketball and track letterman ... Ag Mechanics graduation cord
PERSONAL: Birthday is January 4 ... son of Marcia Glover and Sarabia Jackson ... has three siblings, Jasmine, Janya and Sirad ... cousin of former Auburn defensive lineman Montravius Adams ... enjoys hunting and fishing ... studying in the College of Engineering

BRYANT'S CAREER DEFENSIVE STATS

YEAR	G/GS	TT	UT	AT	TFL-YDS	QBS-YDS	FF/FR	PD	QBH	INT
2017	12/0	5	4	1	2.5-15	2.0-14	1/0	0	0	0

BRYANT'S CAREER GAME HIGH STATS

Tackles.....	2	Mercer	9/16/17
TFL.....	1.0	2x (last: at Arkansas)	10/21/17
Sacks.....	1.0	2x (last: at Arkansas)	10/21/17
FF.....	1	Mississippi St.	9/30/17

BRYANT'S GAME-BY-GAME DEFENSIVE STATS

DATE	OPPONENT	TT	UT	AT	TFL-YDS	QBS-YDS
9/2/17	GA SOUTHERN	0	0	0	0.0-0	0.0-0
9/9/17	at Clemson	0	0	0	0.0-0	0.0-0
9/16/17	MERCER	2	1	1	0.5-1	0.0-0
9/23/17	at Missouri	0	0	0	0.0-0	0.0-0
9/30/17	MISSISSIPPI STATE	2	2	0	1.0-5	1.0-5
10/7/17	OLE MISS	0	0	0	0.0-0	0.0-0
10/14/17	at LSU	0	0	0	0.0-0	0.0-0
10/21/17	at Arkansas	1	1	0	1.0-9	1.0-9
11/4/17	at Texas A&M	0	0	0	0.0-0	0.0-0
11/11/17	GEORGIA	0	0	0	0.0-0	0.0-0
11/18/17	ULM	0	0	0	0.0-0	0.0-0
11/25/17	ALABAMA	0	0	0	0.0-0	0.0-0
12/2/17	vs. Georgia (SEC)				DID NOT PLAY	



SAL CANNELLA #80
TE
6-5 • 228 • So. • JC
Schaumburg, Ill. (Scottsdale CC)
Human Sciences

2017: Junior college transfer at tight end ... first reception came against Georgia Southern ... got first start at LSU ... enrolled at Auburn in January
JUNIOR COLLEGE: 29 receptions for 449 yards and seven scores in 2016 at Scottsdale (Ariz.) Community College for Coach Doug Madoski ... first team all-WSFL/ACCAC ... ESPN No. 1 ranked JUCO tight end ... Scout.com four-star ranking
HIGH SCHOOL: All-area and all-Northwest at St. Viator (Ill.) High for Coach Brandon New ... 31 catches for 521 yards and seven TD as a senior ... also all-conference and all-area in basketball ... honor roll and ambassadors club
PERSONAL: Birthday is December 2 ... son of Cosimo and Michele Cannella ... brother Cosimo played baseball at Missouri Western and in the minor leagues ... studying in the College of Human Sciences

CANNELLA'S CAREER RECEIVING STATS

YEAR	G/GS	NO	YDS	AVG	TD	LPI/OPPONENT
2017	11/1	3	31	10.3	0	19/Ga Southern

CANNELLA'S CAREER GAME HIGH STATS

Receptions	1	3x (last: at LSU)	10/14/17
Receiving Yds....	19	Ga Southern	9/2/17
Rec. Long.....	19	Ga Southern	9/2/17

CANNELLA'S GAME-BY-GAME RECEIVING STATS

DATE	OPPONENT	REC	YDS	Avg.	TD	TD YDS
9/2/17	GA SOUTHERN	1	19	19.0	0	--
9/9/17	at Clemson	0	0	0.0	0	--
9/16/17	MERCER	1	5	5.0	0	--
9/23/17	at Missouri	0	0	0.0	0	--
9/30/17	MISSISSIPPI STATE					DID NOT PLAY
10/7/17	OLE MISS	0	0	0.0	0	--
10/14/17	* at LSU	1	7	7.0	0	--
10/21/17	at Arkansas	0	0	0.0	0	--
11/4/17	at Texas A&M	0	0	0.0	0	--
11/11/17	GEORGIA					DID NOT PLAY
11/18/17	ULM	0	0	0.0	0	--
11/25/17	ALABAMA	0	0	0.0	0	--
12/2/17	vs. Georgia (SEC)					DID NOT PLAY

Player Bios



ANDERS #26
CARLSON K
 6-5 • 200 • Fr. • HS
 Colorado Springs, Colo. (Classical Academy)
 Business

2017: True freshman backup kicker ... looks to be redshirting
HIGH SCHOOL: The nation's highest-rated prep kicker ... played for Coach David Bervig and the Classical Academy Titans ... went 13-23 on field goal attempts with a long of 51 and a perfect 49-49 on extra point attempts ... Under Armour All-America Game ... top-rated kicker by ESPN and Scout, a top three ranking from Rivals and top 10 by 247 Sports ... top 10 prospect from the state of Colorado by ESPN, 247 Sports and Scout ... a three-sport star in football, basketball, and soccer
PERSONAL: Birthday is June 16 ... son of Jodie and Hans Carlson ... has two brothers, Nils and Daniel ... brother Daniel is Auburn's All-America senior kicker ... studying in the College of Business



DANIEL #38
CARLSON K
 6-4 • 223 • Sr. • 3L
 Colorado Springs, Colo. (Classical Academy)
 Business

CAREER: Appeared in 52 career games ... first-ever three-time Lou Groza Award finalist at placekicker (2015-16-17) ... holds 13 Auburn kick or scoring records ... Auburn record 13 career FG of 50+ yards (13-20) ... Auburn and SEC leader with 471 career points scored ... Auburn career FG made leader (90) ... 195 consecutive PAT made (best in Auburn and SEC history) ... Second in NCAA history with 90 career field goals ... Auburn record holder with an 81.1 career field goal percentage.
2017: Senior kicker who holds 14 Auburn kicking records ... All-America first team (Walter Camp, PFF, AFCA, CBS Sports) ... All-America second team (FWAA, AP, SI.com, Sporting News) ... third-year Lou Groza finalist ... SEC special teams player of the year for second consecutive season ... all-SEC first team (coaches, AP, Phil Steele) ... became Auburn's leading career scorer vs. Georgia Southern; became SEC career scoring leader vs. Ole Miss ... now has 471 points scored ... SEC record 195 consecutive PAT made and 90 career FG made ... 13-20 in 50+-yd FG for career, second-best percentage on 50+ kicks in NCAA history ... holds NCAA record with 7 games making 4 or more FG ... 2-4 on FG against GSU with makes of 50 and 37 ... 2-2 FG at Clemson ... FG of 56, 52 and 41 at Missouri; first Auburn game with 2 50+ FG since 1987 ... 14 points scored vs. Ole Miss (5-5 PAT, 3-3 FG) ... 3-3 FG, 2-2 PAT at LSU ... 1-1 FG, 7-7 PAT at Arkansas ... 2 blocked FG at Texas A&M ... 4-4 FG, 4-4 PAT vs. Georgia ... SEC special teams player of week: Ole Miss, Georgia ... Lou Groza Star of Week: Missouri, Ole Miss, Georgia ... Wuerffel Trophy semifinalist ... named to AFCA Good Works Team ... SEC community service team ... Senior CLASS Award finalist ... Pop Warner College awards finalist ... NFF Campbell Trophy semifinalist ... Preseason: Lou Groza Award watch list, Wuerffel Trophy watch list, Walter Camp Award watch list, Reese's Senior Bowl watch list, 1st team All-America (Athlon, Lindy's, ESPN, Street & Smith, Phil Steele, College Football News, Sporting News, 247 Sports, CBS Sports, AP), 1st team all-SEC (SEC coaches, Athlon, Lindy's, Birmingham News, Street & Smith, Phil Steele, SEC media, College Football News, CBS Sports) ... graduate student in business
2016: All-America second team (Walter Camp, Sporting News, Sports Illustrated, Sports on Earth, AP, FWAA, CBS Sports, AFCA, Phil Steele) ... SEC Special Teams Player of the Year ... all-SEC first team (coaches, AP, ESPN, Pro Football Focus, Athlon, Phil Steele) ... appeared in every game this season ... Lou Groza award finalist for second consecutive year ... holds Auburn's single-season record for

points kicking 128 ... nation's second-best 57-72 touchbacks (79.2%) ... his 28 made field goals in 2016 are third in SEC history ... ranks seventh in SEC history with 32 field goal attempts in 2016 ... 53-yard FG against Clemson is the 11th longest in FBS this season ... scored 21 points against Arkansas State: 3-3 FG, 6-6 PAT and a 20-yard rushing TD on a fake field goal ... FG, PAT vs. Texas A&M ... tied Auburn and SEC record with six FG against LSU, with a long of 51 yds ... 7-7 PAT but had a FG blocked vs. ULM ... 25-yd FG, five PAT at Mississippi State ... four FG, four PAT at Ole Miss ... 3-4 FG vs. Vanderbilt with one blocked; connected from 53, 45, 33 yards ... four field goals at Alabama ... two field goals made in the Sugar Bowl against Oklahoma ... SEC player of week: Arkansas State, LSU, Ole Miss ... Lou Groza weekly star: LSU, Vanderbilt ... ESPN mid-season All-America ... Preseason: Lou Groza Award, Wuerffel Trophy watch lists ... AFCA Good Works team nominee ... All-America first team (Athlon, Lindy's), second team (CBS Sports) ... all-SEC first team (Athlon, Lindy's, Phil Steele, SEC coaches, SEC media, Birmingham News, CFN, ESPN) ... August graduate in business ... second team CoSIDA Academic All-American ... SEC Academic Honor Roll ... SEC Community Service Team ... was honored as Auburn's male athlete of the year for the 2016-17 school year

2015: Lou Groza Award finalist (one of three) ... Walter Camp second team All-America ... unanimous first team All-SEC selection (coaches and AP) ... one of three kickers in FBS with four FG of 51+ yards in 2015 ... his string of 16 consecutive FG made set an Auburn record ... Auburn record with four 50+ FG made in a season ... 97 consecutive PAT made is fourth longest string in AU history ... ranked fifth nationally in touchback percentage (71.0) ... career long 56-yard FG vs. Louisville fifth-longest kick in FBS and set a Chick-fil-A Kickoff Game record ... FG of 27 and 49 yards vs. Jacksonville State ... 3-4 on field goals vs. Mississippi State, with a long of 51 ... missed two FG vs. San José State ... 3-3 FG at Kentucky with a long of 51 ... 41-yard FG at Arkansas ... 4-4 FG vs. Ole Miss, with long of 52 ... 4-4 FG at Texas A&M ... 2-2 FG vs. Georgia ... 2-3 FG vs. Alabama ... SEC special teams player of week (Louisville) ... game captain: Ole Miss ... Lou Groza Star (Kentucky, Texas A&M) ... 4th team preseason all-SEC (Athlon) ... nominated for CoSIDA Academic All-America ... SEC Academic Honor Roll and Academic Top Tiger

2014: Kicked in all 13 games; punted in 12 games ... second team freshman All-America (Scout) ... honorable mention all-SEC ... tied Auburn kick scoring record with 18 points at Alabama ... Carlson was 5-for-5 on field goals and kicked three extra points ... record had been set by Al Del Greco in 1983 ... converted field goals of 46 yards against both Georgia and LSU ... first Tiger specialist to do P, PK, KO since Damon Duval (1999-2002) ... 42.0 punting average for season ... 57-57 on PAT, the most made PAT in a season without a miss by an Auburn kicker ever ... 50-81 kickoffs were touchbacks ... against Arkansas, Carlson averaged 53.3 yards on three punts, downing two inside the 20, and had seven touchbacks on kickoffs ... 53.3 yds-per-punt average was the best for an Auburn punter (min. 3 punts) since Kody Bliss averaged 54.7 yards on three punts against ULM in 2003; 62-yard punt in the second quarter longest by an Auburn punter since Ryan Shoemaker had a 64-yard punt vs. Tennessee Tech in 2007 ... 27-yard field goal vs. San José State was his first collegiate FG ... FGs of 34 and 25 yards at Kansas State ... 25-yd FG vs. Louisiana Tech ... field goals of 46, 42 yds vs. LSU ... 3-4 field goals at Mississippi State ... 5-5 field goals at Alabama, the most by an AU kicker since Jaret Holmes vs. UAB in 1996 ... season-long 51-yard field goal in the Outback Bowl ... SEC Special Team player of week (LSU) ... SEC Freshman of the Week (Arkansas) ... CFPB specialist of week (Alabama) ... A-Day spring game defensive MVP ... SEC Academic Honor Roll and Academic Top Tiger

2013: Did not see action while redshirting for the SEC Champions ... SEC First-Year Academic Honor Roll

HIGH SCHOOL: Versatile kicking specialist with tremendous leg strength ... 10 field goals and 54 kickoffs for touchbacks as a senior for Coach David Bervig at The Classical Academy ... top-ranked kicker nationally at Kohl's Kicking Academy Underclassmen Challenge ... ranked No. 4 nationally among kickers by Scout and Rivals ... MaxPreps small school All-America ... No. 8 ranking from 247Sports ... U.S. Army All-American Bowl ... ESPN's top rated high school kicker ... Denver Post No. 6 in-state prospect and all-state Class 3A as a junior and senior ... as a soccer player, helped TCA advance to state finals as a sophomore and junior

PERSONAL: Birthday is January 23 ... earned his bachelor's degree in August, 2016 ... doing graduate work in the College of Business ... son of Jodie and Hans Carlson ... younger brother Anders is an Auburn kicker; older brother Nils played soccer at Embry-Riddle ... Chi Alpha Sigma honor society

Player Bios

CARLSON'S CAREER KICKING STATS

YEAR	FG-A	Pct.	0-19	20-29	30-39	40-49	50+	PAT	PTS
REDSHIRTED									
2013									
2014	18-24	.750	0-0	10-11	3-3	4-9	1-1	57-57	111
2015	23-27	.852	0-0	8-10	7-7	4-5	4-5	40-40	109
2016	28-32	.875	2-2	5-5	10-11	7-7	4-7	44-44	128
2017	21-28	.750	0-0	6-7	6-7	5-7	4-7	54-54	117
Total	90-111	.811	2-2	29-33	26-28	20-28	13-20	195-195	465

CARLSON'S CAREER PUNTING STATS

YEAR	G	NO	YDS	AVG	TB	FC	I20	50+	LP/OPPONENT
2014	13	41	1724	42.0	1	9	13	4	62/Arkansas

CARLSON'S CAREER GAME HIGH STATS

	No.	Opponent
FG Attempts	6	LSU (2016)
FGs Made	6	LSU (2016)
Career Long	56	Louisville (2015)
Consecutive FG	16	Kentucky through Alabama (2015)
FG Blocked	2	at Texas A&M (2017)
Most PAT	8	2x (last Idaho) (2015)
Consecutive PAT	194	Arkansas 2014 through current
Touchbacks	9	at Missouri (2017)
Punts	6	at Mississippi State (2014)
Punt Average	53.3	Arkansas (2014)
Long Punt	62	Arkansas (2014)
Rush Attempts	1	Arkansas State (2016)
Rush Yards	20	Arkansas State (2016)
Rush TD	1	Arkansas State (2016)
Rush Long	20	Arkansas State (2016)

2014 Field Goal Sequence - Made, (Missed)

ARKANSAS	(42), 45
SAN JOSE' STATE	27
at Kansas State	34, 25
LOUISIANA TECH	(41), 25
LSU	46, 42
at Mississippi State	(28), 21, 22, 42
SOUTH CAROLINA	--
at Ole Miss	--
TEXAS A&M	30, (41B)
at Georgia	--
SAMFORD	29
at Alabama	20, 24, 24, 20, 33
vs. Wisconsin (Outback)	51, (44), (45)

2015 Field Goal Sequence - Made, (Missed)

vs. Louisville	56
JACKSONVILLE STATE	27, 49
at LSU	--
MISSISSIPPI STATE	(26), 30, 25, 51
SAN JOSE' STATE	(55), (25)
at Kentucky	34, 29, 52
at Arkansas	41
OLE MISS	52, 23, 33, 26
at Texas A&M	35, 30, 21, 31
GEORGIA	42, 38
IDAHO	--
ALABAMA	24, 44, (48)
vs. Memphis (Birmingham)	20

2016 Field Goal Sequence - Made, (Missed)

CLEMSON	53, 32
ARKANSAS STATE	18, 37, 42
TEXAS A&M	37
LSU	51, 29, 29, 31, 37, 29
ULM	(56B)
at Mississippi State	25
ARKANSAS	--
at Ole Miss	45, 32, 30, 47
VANDERBILT	45, 53, 33, (35B)
at Georgia	--
ALABAMA A&M	41, (54), 19
at Alabama	42, 52, 39, (52), 27
vs. Oklahoma (Sugar)	49, 39

2017 Field Goal Sequence - Made, (Missed)

GA SOUTHERN	50, (53), (46), 37
at Clemson	24, 28

MERCER	29, (26)
at Missouri	41, 52, 54
Mississippi State	(51)
Ole Miss	49, 25, 35
at LSU	46, 48, 26
at Arkansas	21
at Texas A&M	(48B), (52B)
GEORGIA	54, 37, 30, 37
ULM	--
ALABAMA	33, 44
vs. Georgia (SEC)	(31B)



TYLER

#67

CARR

OL

6-5 • 316 • So. • 1L

Southside, Ala. (Southside)

Business

2017: Reserve offensive lineman ... played in all 13 games

2016: Reserve offensive lineman ... played in 10 games

2015: Redshirted ... member of SEC Academic Honor Roll and Academic Top Tiger

HIGH SCHOOL: Outstanding offensive lineman for Coach Ron Daugherty at Southside High ... enrolled at Auburn in January ... ASWA Alabama Class 6A Line-man of the Year ... helped the Panthers advance to the second round of the Class 6A playoffs his senior season ... Alabama-Mississippi All-Star Game ... Rivals lists him as No. 4 in-state player ... 247 Sports ranks him as a top 25 offensive guard and top 16 player in Alabama ... ESPN ranks him No. 11 in Alabama and among the top 30 offensive linemen ... Scout lists him as the No. 2 line prospect in Alabama ... AL.com A-List No. 5 ... Rivals 250 Underclassman Challenge ... PrepStar top 100 ... also played basketball ... member of National Honor Society, Beta Club

PERSONAL: Son of Rhonda and Dr. Phillip Carr (an Auburn graduate) ... has a brother, Taylor ... birthday is July 23 ... studying in the College of Business



TYLER

#93

CARTER

DL

6-1 • 270 • Sr. • 1L

Decatur, Ala. (Decatur)

Liberal Arts

2017: Backup along the defensive line ... Played in three games ... Recorded a tackle against Mississippi State

2016: Backup along the defensive line ... saw first action against ULM ... record-ed a tackle against Alabama A&M

2015: Did not see any game action

AT AUBURN: Joined the football program as a walk-on in spring, 2015

HIGH SCHOOL: Played defensive line for the Decatur Red Raiders and Coach Jere Adcock

PERSONAL: Birthday is March 22 ... son of Jovita Carter ... studying in the Col-lege of Liberal Arts

CARTER'S CAREER DEFENSIVE STATS

YEAR	G/GS	TT	UT	AT	TFL-YDS	QBS-YDS	FF/FR	PD	QBH	INT
2016	3/0	1	1	0	0.0-0	0.0-0	0/0	0	0	0
2017	3/0	1	1	0	0.0-0	0.0-0	0/0	0	0	0
Totals	6/0	2	2	0	0.0-0	0.0-0	0/0	0	0	0

CARTER'S CAREER GAME HIGH STATS

Tackles.....1 2x (last: Miss St) 9/30/17

Player Bios



CEDRIC #43
CHAMBERS RB
 5-7 • 187 • So. • 1L
 Valley, Ala. (Valley)
 Business

2017: Reserve running back ... Did not see any game action
2016: Reserve running back ... saw first action against Alabama A&M, gaining 20 yards on four carries
2015: Joined the Auburn program as a walk-on
HIGH SCHOOL: Running back who helped the Rams advance to the state playoffs for Coach Marshon Harper at Valley High ... also a baseball and track letterwinner ... member of FBLA ... received all-academic recognition
PERSONAL: Birthday is February 29 ... son of Gloria Bailey ... has two siblings, Kiani and Aiden ... studying in the College of Business

CHAMBERS' CAREER RUSHING STATS

YEAR	G/GS	NO	YDS	AVG	TD	LP/OPPONENT
2016	1/0	4	20	5.0	0	7/Alabama A&M
2017	0/0	0	0	0.0	--	
Totals	1/0	4	20	5.0	0	7/Alabama A&M

CHAMBERS' CAREER GAME HIGH STATS

Rush Attempts4	Alabama A&M	11/19/16
Rush Yards20	Alabama A&M	11/19/16
Rush Long7	Alabama A&M	11/19/16



NICK #91
COE DL
 6-5 • 270 • Rfr. • RS
 Asheboro, N.C. (Asheboro)
 Science & Mathematics

2017: SEC all-freshman team on the defensive line ... Saw first action at defensive end against Georgia Southern ... 4 tackles, TFL against Georgia Southern in first career game ... first career sack at Clemson ... first start came vs. Mercer ... 6 tackles, 4 QB hurries, TFL against Mississippi State ... TFL at LSU ... sack, 6 tackles at Arkansas ... sack, 5 tackles vs. Alabama ... SEC defensive lineman of week: Alabama ... SEC Freshman of Week: Mississippi State, Arkansas
2016: Redshirted
HIGH SCHOOL: Dominating defensive end prospect with great athleticism ... 68 tackles, 15 TFL as a senior for Coach Owen George at Asheboro High, taking the Blue Comets to the second round of the state playoffs ... 34 career TFL ... first team all-state ... 247 Sports and Rivals rank him among top 12 prospects in North Carolina ... No. 13 at SDE by 247 Sports ... USA Today all-state ... state wrestling champion at 285 lbs. and won three NHSCA national titles
PERSONAL: Birthday is August 12 ... son of Etta Jackson ... has two siblings, Isaiah and Ieysha ... studying in the College of Science and Mathematics

COE'S CAREER DEFENSIVE STATS

YEAR	G/GS	TT	UT	AT	TFL-YDS	QBS-YDS	FF/FR	PD	QBH	INT
2017	13/1	29	15	14	4.5-23	2.0-14	0/0	1	6	0

COE'S CAREER GAME HIGH STATS

Tackles6	2x (last: at Arkansas)	10/21/17
TFL1.0	3x (last: Alabama)	11/25/17
Sacks1.0	Alabama	11/25/17
PBU1	ULM	11/18/17

COE'S GAME-BY-GAME DEFENSIVE STATS

DATE	OPPONENT	TT	UT	AT	TFL-YDS	QBS-YDS
9/2/17	GA SOUTHERN	4	2	2	1.0-3	0.0-0
9/9/17	at Clemson	2	0	2	0.5-6	0.5-6
9/16/17	* MERCER	1	1	0	0.0-0	0.0-0
9/23/17	at Missouri	1	1	0	0.0-0	0.0-0
9/30/17	MISSISSIPPI STATE	6	2	4	0.5-1	0.0-0
10/7/17	OLE MISS	1	1	0	0.0-0	0.0-0
10/14/17	at LSU	1	1	0	1.0-5	0.0-0
10/21/17	at Arkansas	6	3	3	0.5-1	0.5-1
11/4/17	at Texas A&M	1	0	1	0.0-0	0.0-0
11/11/17	GEORGIA	0	0	0	0.0-0	0.0-0
11/18/17	ULM	1	1	0	0.0-0	0.0-0
11/25/17	ALABAMA	5	3	2	1.0-7	1.0-7
12/2/17	vs. Georgia (SEC)	0	0	0	0.0-0	0.0-0



CHANDLER #27
COX FB
 6-1 • 239 • Jr. • 2L
 Apopka, Fla. (Apopka)
 Liberal Arts

CAREER: Played in 38 games with 29 career starts ... 13 career receptions
2017: Veteran fullback/H-back ... 17-yard reception vs. Georgia ... 21-yard catch in SEC championship was a career long.

2016: Versatile backfield athlete that sees time at H-back, tailback and wildcat ... played in 12 games with nine starts as a sophomore ... had four carries for six yards rushing against Clemson, his first career carries ... two receptions at Mississippi State ... 7-yard catch vs. Arkansas ... 15-yard reception vs. Vanderbilt ... missed Alabama A&M game with injury ... scored first career touchdown on a three-yard run against Oklahoma in the Sugar Bowl

2015: True freshman who earned 10 starts at fullback ... first career reception was a 6-yarder from Jeremy Johnson vs. Jacksonville State ... SEC Academic Honor Roll and Academic Top Tiger

HIGH SCHOOL: Versatile offensive weapon for Coach Rick Darlington at Apopka High ... nearly 3,000 total offense yards during his career, with 21 rushing and 15 passing touchdowns his last two seasons ... U.S. Army All-American Bowl invitee ... helped the Blue Darters to the Florida Class 8A state championship as a senior and sophomore and state runner-up spot as a junior ... Orlando Sentinel Central Florida Super 60 ... 247 Sports No. 2 fullback and Florida top 55 players ... Scout top-ranked fullback prospect ... ESPN No. 10 TE/H-back ... Rivals top 50 Florida players

PERSONAL: Son of Sherri and Darin Anderson and Tom and Gretchen Cox; Tom played football at Southern California ... brother Dakota played football at New Mexico and brother Jordan played baseball at Cal Lutheran ... also has a brother Asher and a sister Halle ... birthday is July 29 ... studying in the College of Liberal Arts

COX'S CAREER RUSHING STATS

YEAR	G/GS	NO	YDS	AVG	TD	LP/OPPONENT
2015	13/10	0	0	0.0	0	--
2016	12/9	7	15	2.1	1	6/Georgia
2017	13/10	1	0	0.0	0	--
Total	38/29	8	15	1.9	1	6/Georgia

COX'S CAREER RECEIVING STATS

YEAR	G/GS	NO	YDS	AVG	TD	LP/OPPONENT
2015	13/10	3	25	8.3	0	10/Mississippi State
2016	12/9	4	41	10.2	0	15/Vanderbilt
2017	13/10	6	55	9.2	0	21/Georgia [SECCG]
Total	38/29	13	121	9.3	0	21/Georgia [SECCG]

Player Bios

COX'S CAREER GAME HIGH STATS

Rush Attempts 4	Clemson	9/3/16
Rush Yds..... 6	2x (last: at Georgia)	11/12/16
Rush Long..... 6	at Georgia	11/12/16
Rush TD..... 1	vs. Oklahoma	1/2/17
Receptions..... 2	at Mississippi State	10/8/16
Receiving Yds..... 21	Georgia [SECCG]	12/2/17
Rec. Long..... 21	Georgia [SECCG]	12/2/17
Pass Comp..... 1	at Alabama	11/26/16
Pass Attempts..... 2	at Alabama	11/26/16

COX'S GAME-BY-GAME RUSHING STATS

DATE	OPPONENT	ATT	YDS	Avg.	TD	TD YDS
9/3/16	* CLEMSON	4	6	1.5	0	--
9/10/16	ARKANSAS STATE	1	0	0.0	0	--
9/17/16	* TEXAS A&M	0	0	0.0	0	--
9/24/16	* LSU	0	0	0.0	0	--
10/1/16	* ULM	0	0	0.0	0	--
10/8/16	* at Mississippi State	0	0	0.0	0	--
10/22/16	* ARKANSAS	0	0	0.0	0	--
10/29/16	at Ole Miss	0	0	0.0	0	--
11/5/16	* VANDERBILT	0	0	0.0	0	--
11/12/16	* at Georgia	1	6	6.0	0	--
11/19/16	ALABAMA A&M			DID NOT PLAY		
11/26/16	at Alabama	0	0	0.0	0	--
1/2/17	* vs. Oklahoma (Sugar)	1	3	3.0	1	3

DATE	OPPONENT	ATT	YDS	Avg.	TD	TD YDS
9/2/17	* GA SOUTHERN	0	0	0.0	0	--
9/9/17	at Clemson	1	0	0.0	0	--
9/16/17	* MERCER	0	0	0.0	0	--
9/23/17	* at Missouri	0	0	0.0	0	--
9/30/17	* MISSISSIPPI STATE	0	0	0.0	0	--
10/7/17	* OLE MISS	0	0	0.0	0	--
10/14/17	* at LSU	0	0	0.0	0	--
10/21/17	at Arkansas	0	0	0.0	0	--
11/4/17	* at Texas A&M	0	0	0.0	0	--
11/11/17	GEORGIA	0	0	0.0	0	--
11/18/17	* ULM	0	0	0.0	0	--
11/25/17	* ALABAMA	0	0	0.0	0	--
12/2/17	* vs. Georgia (SEC)	0	0	0.0	0	--

COX'S GAME-BY-GAME RECEIVING STATS

DATE	OPPONENT	REC	YDS	AVG	TD	TD YDS
9/5/15	* vs. Louisville	0	0	0.0	0	--
9/12/15	* JACKSONVILLE STATE	1	6	6.0	0	--
9/19/15	* at LSU	0	0	0.0	0	--
9/26/15	MISSISSIPPI STATE	1	10	10.0	0	--
10/3/15	SAN JOSE STATE	0	0	0.0	0	--
10/15/15	* at Kentucky	0	0	0.0	0	--
10/24/15	* at Arkansas	0	0	0.0	0	--
10/31/15	* OLE MISS	1	9	9.0	0	--
11/7/15	* at Texas A&M	0	0	0.0	0	--
11/14/15	* GEORGIA	0	0	0.0	0	--
11/21/15	IDAHO	0	0	0.0	0	--
11/28/15	* ALABAMA	0	0	0.0	0	--
12/30/15	vs. Memphis (Bham)	0	0	0.0	0	--

DATE	OPPONENT	REC	YDS	Avg.	TD	TD YDS
9/3/16	* CLEMSON	0	0	0.0	0	--
9/10/16	ARKANSAS STATE	0	0	0.0	0	--
9/17/16	* TEXAS A&M	0	0	0.0	0	--
9/24/16	* LSU	0	0	0.0	0	--
10/1/16	* ULM	0	0	0.0	0	--
10/8/16	* at Mississippi State	2	19	9.5	0	--
10/22/16	* ARKANSAS	1	7	7.0	0	--
10/29/16	at Ole Miss	0	0	0.0	0	--
11/5/16	* VANDERBILT	1	15	15.0	0	--
11/12/16	* at Georgia	0	0	0.0	0	--
11/19/16	ALABAMA A&M			DID NOT PLAY		
11/26/16	at Alabama	0	0	0.0	0	--
1/2/17	* vs. Oklahoma (Sugar)	0	0	0.0	0	--

DATE	OPPONENT	REC	YDS	Avg.	TD	TD YDS
9/2/17	* GA SOUTHERN	0	0	0.0	0	--
9/9/17	at Clemson	0	0	0.0	0	--
9/16/17	* MERCER	0	0	0.0	0	--
9/23/17	* at Missouri	0	0	0.0	0	--

9/30/17	* MISSISSIPPI STATE	1	6	6.0	0	--
10/7/17	* OLE MISS	1	3	3.0	0	--
10/14/17	* at LSU	0	0	0.0	0	--
10/21/17	at Arkansas	1	2	2.0	0	--
11/4/17	* at Texas A&M	1	6	6.0	0	--
11/11/17	GEORGIA	1	17	17.0	0	--
11/18/17	* ULM	0	0	0.0	0	--
11/25/17	* ALABAMA	0	0	0.0	0	--
12/2/17	* vs. Georgia (SEC)	1	21	21.0	0	--



NATE **#3**
CRAIG-MYERS **WR**
 6-2 • 213 • So. • 1L
 Dade City, Fla. (Tampa Catholic)
 Education

2017: Starting wide receiver ... 23-yard reception at Clemson was Auburn's long gain of that contest ... 3 catches gained 40 yards vs. Mercer ... career long 57-yard TD catch from Jarrett Stidham at Missouri ... 2 catches for 34 yards vs. Ole Miss ... 26-yard catch at Arkansas ... 13-yard reception vs. Georgia ... 3-yard TD catch from Kerryon Johnson vs. Alabama ... 6-yard TD catch from Stidham on opening drive of SEC championship game ... Preseason: 4th team all-SEC (Athlon)

2016: True freshman receiver who saw his first career action vs. Clemson ... first career catch was a 9-yard reception from Sean White vs. Arkansas State ... first TD catch came against ULM, a 39-yard completion from John Franklin III ... 10-yard one-handed reception vs. Arkansas ... made first start at Ole Miss ... 12-yard reception in the Sugar Bowl vs. Oklahoma ... Preseason: all-SEC fourth team (Phil Steele) ... SEC first-year Academic Honor Roll

HIGH SCHOOL: Receiver who gained 1,018 receiving yards, 16 TD as a senior for Coach Mike Gregory at Tampa Catholic ... Under Armour All-America Game ... Tampa Tribune all-Tampa area ... Tampa Bay Times HomeTeam 100 ... Class 3A all-state ... USA Today, MaxPreps All-America ... Tampa Bay Blue Chip player of the year ... ranked among nation's top 10 WR by ESPN (2), Rivals (3), 247 Sports (6), Scout (8) ... top 10 prospects in Florida

PERSONAL: Birthday is October 4 ... son of Nicki Craig and Robert Myers ... has eight siblings: Josh, Trey, Jayvaughn, Robert, Eric, Kionna, Robyn and Alisha ... brother Josh Johnson played at Purdue and for the NFL Jacksonville Jaguars ... brother Trey Dudley-Giles played football at UMass and now plays for the Dodge City Law in Arena Football ... brother Jayvaughn Myers is a teammate at Auburn ... studying in the College of Education

CRAIG-MYERS' CAREER RECEIVING STATS

YEAR	G/GS	NO	YDS	AVG	TD	LP/OPPONENT
2016	11/1	4	70	17.5	1	39/ULM
2017	13/12	13	231	17.8	3	57/Missouri
Totals	24/13	17	301	17.7	4	57/Missouri

CRAIG-MYERS' CAREER GAME HIGH STATS

Receptions..... 3	Mercer	9/16/17
Receiving Yds..... 61	at Missouri	9/23/17
Rec. Long..... 57	at Missouri	9/23/17
Rec. TDs..... 1	4x (last: Georgia [SECCG])	12/2/17

CRAIG-MYERS' GAME-BY-GAME RECEIVING STATS

DATE	OPPONENT	ATT	YDS	Avg.	TD	TD YDS
9/3/16	CLEMSON	0	0	0.0	0	--
9/10/16	ARKANSAS STATE	1	9	9.0	0	--
9/17/16	TEXAS A&M	0	0	0.0	0	--
9/24/16	LSU	0	0	0.0	0	--
10/1/16	ULM	1	39	39.0	1	--
10/8/16	at Mississippi State	0	0	0.0	0	--
10/22/16	ARKANSAS	1	10	10.0	0	--
10/29/16	* at Ole Miss	0	0	0.0	0	--
11/5/16	VANDERBILT	0	0	0.0	0	--
11/12/16	at Georgia			DID NOT PLAY		

Player Bios

11/19/16	ALABAMA A&M	0	0	0.0	0	--
11/26/16	at Alabama	DID NOT PLAY				
1/2/17	vs. Oklahoma (Sugar)	1	12	12.0	0	--
DATE	OPPONENT	REC	YDS	Avg.	TD	TD YDS
9/2/17	* GA SOUTHERN	0	0	0.0	0	--
9/9/17	* at Clemson	1	23	23.0	0	--
9/16/17	* MERCER	3	40	13.3	0	--
9/23/17	* at Missouri	2	61	30.5	1	57
9/30/17	* MISSISSIPPI STATE	0	0	0.0	0	--
10/7/17	* OLE MISS	2	34	17.0	0	--
10/14/17	at LSU	0	0	0.0	0	--
10/21/17	* at Arkansas	1	26	26.0	0	--
11/4/17	* at Texas A&M	0	0	0.0	0	--
11/11/17	* GEORGIA	1	13	13.0	0	--
11/18/17	* ULM	0	0	0.0	0	--
11/25/17	* ALABAMA	2	28	14.0	1	3
12/2/17	* vs. Georgia (SEC)	1	6	6.0	1	6



CHASE #45
CRAMER FB
 5-10 • 205 • So. • 1L
 Orlando, Fla. (The First Academy)
 Education

2017: Reserve fullback ... Did not see any game action

2016: Reserve fullback ... saw his first career action against Alabama A&M

HIGH SCHOOL: Received the Coaches' Award at The First Academy ... versatile performer for Coach Leroy Kincaid and the Royals ... also lettered in track ... Honor Roll ... FCA leader

PERSONAL: Birthday is March 4 ... son of Tanya and Curtis Cramer ... father played college basketball ... has two siblings, Curt and Abby ... studying in the College of Education



MARLON #3
DAVIDSON DL
 6-3 • 282 • So. • 1L
 Greenville, Ala. (Greenville)
 Liberal Arts

2017: Second-year starter at defensive end ... 4 tackles, 2 sacks, 2 TFL against Georgia Southern ... forced a Clemson fumble along with 3 tackles and 2 TFL ... 33-yard fumble recovery at Missouri, along with 4 tackles, TFL ... 5 tackles, PBU vs. Mississippi State ... 4 tackles at LSU ... sack at Arkansas ... 4 tackles at Texas A&M ... 3 tackles, sack vs. Georgia ... 6 tackles, TFL vs. ULM ... 3 tackles vs. Alabama ... 2 solo stops in SEC championship game ... SEC DL of Week: Missouri ... Preseason: 2nd team all-SEC (SEC coaches, Athlon, Lindy's, Birmingham News, SEC media, CBS Sports), 3rd team all-SEC (Phil Steele)

2016: SEC all-freshman team (coaches, Athlon) ... started all 13 games ... first true freshman to start the season opener on the defensive line in the last 30 years ... 38 tackles for the season ... first tackle came against Clemson ... 7-yard sack, three tackles vs. Arkansas State ... four tackles, TFL against Texas A&M ... TFL, two tackles vs. LSU ... two tackles vs. ULM ... sack, forced a fumble and five tackles at Mississippi State ... fumble recovery, two tackles, two PBU, TFL, two QB hurries against Arkansas ... four solo stops at Ole Miss ... four tackles, TFL vs. Vanderbilt ... three tackles at Georgia ... three tackles, PBU, QB hurry vs. Alabama A&M ... two solo stops at Alabama ... three tackles, PBU against Oklahoma in Sugar Bowl

HIGH SCHOOL: One of the nation's top defensive prospects who makes impact plays ... January enrollee in sports management ... recorded 65 tackles, 19 TFL, 8

sacks, 4 forced fumbles, 3 fumble recoveries, a pair of interceptions and two defensive touchdowns as a senior for Coach Josh McLendon at Greenville High ... Under Armour All-America Game ... Alabama-Mississippi All-Star Game ... ASWA Super 12 and Class 5A lineman of year ... Rivals Top 25 and No. 2 in Alabama ... No. 4 SDE by 247 Sports ... PrepStar 150 ... USA Today, MaxPreps All-America ... also a basketball letterman

PERSONAL: Son of Marvin Davidson Sr. and the late Cynthia Carter ... has three siblings: Terrance, Ken and Marvin III ... brother Ken Carter was an Auburn defensive lineman (2010-13) ... birthday is May 11 ... studying in the College of Liberal Arts

DAVIDSON'S CAREER DEFENSIVE STATS

YEAR	G/GS	TT	UT	AT	TFL-YDS	QBS-YDS	FF/FR	PD	I/YDS
2016	13/13	38	23	15	6.0-24	2.5-16	1/1	4	0/0
2017	12/12	40	17	23	6.5-37	3.5-29	1/1	1	0/0
Totals	25/25	78	40	38	12.5-61	6.0-45	2/2	5	0/0

DAVIDSON'S CAREER GAME HIGH STATS

Tackles.....	6	ULM	11/18/17
TFL.....	2.0	Ga Southern	9/2/17
Sacks.....	2.0	Ga Southern	9/2/17
FF.....	1	2x (last: at Clemson)	9/9/17
FR.....	1	2x (last: at Missouri)	9/23/17
PBU.....	2	Arkansas	10/22/16

DAVIDSON'S GAME-BY-GAME DEFENSIVE STATS

DATE	OPPONENT	TT	UT	AT	TFL-YDS	QBS-YDS
9/3/16	* CLEMSON	1	1	0	0.0-0	0.0-0
9/10/16	* ARKANSAS STATE	3	2	1	1.0-7	1.0-7
9/17/16	* TEXAS A&M	4	2	2	0.5-0	0.0-0
9/24/16	* LSU	2	0	2	0.5-1	0.5-1
10/1/16	* ULM	2	1	1	0.0-0	0.0-0
10/8/16	* at Mississippi State	5	2	3	1.0-8	1.0-8
10/22/16	* ARKANSAS	2	2	0	1.0-6	0.0-0
10/29/16	* at Ole Miss	4	4	0	1.0-1	0.0-0
11/5/16	* VANDERBILT	4	3	1	1.0-1	0.0-0
11/12/16	* at Georgia	3	1	2	0.0-0	0.0-0
11/19/16	* ALABAMA A&M	3	1	2	0.0-0	0.0-0
11/28/16	* at Alabama	2	2	0	0.0-0	0.0-0
1/2/17	* vs. Oklahoma (Sugar)	3	2	1	0.0-0	0.0-0

DATE	OPPONENT	TT	UT	AT	TFL-YDS	QBS-YDS
9/2/17	* GA SOUTHERN	4	3	1	2.0-16	2.0-16
9/9/17	* at Clemson	3	2	1	1.0-2	0.0-0
9/16/17	MERCER	DID NOT PLAY				
9/23/17	* at Missouri	4	2	2	1.0-4	0.0-0
9/30/17	* MISSISSIPPI STATE	5	1	4	0.0-0	0.0-0
10/7/17	* OLE MISS	0	0	0	0.0-0	0.0-0
10/14/17	* at LSU	4	0	4	0.0-0	0.0-0
10/21/17	* at Arkansas	1	0	1	0.5-1	0.5-1
11/4/17	* at Texas A&M	4	3	1	0.0-0	0.0-0
11/11/17	* GEORGIA	3	0	3	0.5-6	0.5-6
11/18/17	* ULM	6	3	3	1.0-2	0.0-0
11/25/17	* ALABAMA	3	1	2	0.0-0	0.0-0
12/2/17	* vs. Georgia (SEC)	2	0	2	0.0-0	0.0-0

Player Bios



CARLTON DAVIS #6 DB
 6-1 • 203 • Jr. • 2L
 Miami, Fla. (Miami Norland)
 Business

CAREER: Has played in 38 games with 32 starts ... 138 career tackles ... three interceptions

2017: Third-year starter at cornerback ... first team All-America (SI.com) ... first team all-SEC (coaches) ... second team All-America (Walter Camp, AP, AFCA) ... second team all-SEC (AP, Phil Steele) ... leading tackler with career-best 11 stops, 2 PBU at Clemson ... interception at Missouri ... 4 PBU vs. Mississippi State ... 12-yard fumble recovery at LSU ... TFL, 2 tackles at Arkansas ... team-best 6 tackles vs. Georgia ... forced a ULM fumble ... 4 tackles in SEC championship ... Bednarik Award mid-season watch list ... Preseason: 1st team all-SEC (Birmingham News), 2nd team all-SEC (SEC coaches, Athlon, Phil Steele, SEC media, CBS Sports)

2016: All-SEC third team (Athlon) ... Second-year starter at cornerback ... 46 tackles on season ... had six tackles, PBU against Clemson ... four solo tackles, TFL against Arkansas State ... four tackles, PBU against Texas A&M ... three solo stops vs. LSU ... three PBU at Mississippi State ... two solo tackles against Arkansas ... recorded seven tackles at Ole Miss ... six tackles, two PBU vs. Vanderbilt ... three tackles, TFL at Georgia ... missed Alabama A&M game with injury ... forced an Alabama fumble and recorded five solo tackles against the Crimson Tide ... four tackles against Oklahoma in Sugar Bowl ... Preseason: all-SEC third team (Athlon, Lindy's)

2015: True freshman starter at cornerback ... 24/7 Sports Freshman All-American ... SEC All-Freshman team honoree ... first SEC all-freshman defensive back for Auburn since Daren Bates in 2009 ... his three interceptions are the most of any SEC freshman ... saw first action against Louisville, recording one tackle ... pair of stops against Jacksonville State ... first start came against Mississippi State, forcing a fumble and recording six tackles ... first career interception vs. San José State ... interception and two tackles at Kentucky ... eight tackles, three PBU at Arkansas ... career best nine tackles, TFL vs. Ole Miss ... interception, two tackles at Texas A&M ... five tackles vs. Georgia ... two tackles, two PBU vs. Idaho ... seven tackles, two PBU vs. Alabama ... 11 tackles, TFL against Memphis in the Birmingham Bowl ... Academic Top Tiger

HIGH SCHOOL: Outstanding cornerback prospect from South Florida ... 50 tackles and six interceptions as a senior for Coach Daryle Heidelberg ... Semper Fidelis All-American Bowl ... Class 6A all-state and first team all-Dade ... MVP of the Chick-fil-A Battle of the Borders ... Rivals and 247 Sports rank him among the top 25 prospects in Florida ... PrepStar all-South ... district 100m/200m dash finalist ... member of the gifted student program

PERSONAL: Son of Sonia Mannings and Carlton Davis II ... birthday is December 31 ... studying in the College of Business

C. DAVIS' CAREER DEFENSIVE STATS

YEAR	G/GS	TT	UT	AT	TFL-YDS	QBS-YDS	FF/FR	PD	I/YDS
2015	13/9	56	38	18	2.0-6	0.5-3	1/0	11	3/0
2016	12/10	46	37	9	2.0-8	0.0-0	1/0	10	0/0
2017	13/13	36	27	9	0.5-1	0.0-0	1/1	12	1/0
Total	38/32	138	102	36	4.5-15	0.5-3	3/1	33	4/0

C. DAVIS' CAREER GAME HIGH STATS

Tackles.....	11	2x (last: at Clemson)	9/9/17
TFL.....	1.0	4x (last: at Georgia)	11/12/16
Sacks.....	0.5	Memphis	12/31/15
Interceptions.....	1	4x (last: at Missouri)	9/23/17
PBU.....	4	Mississippi State)	9/30/17
FF.....	1	3x (last: ULM)	11/11/17
FR.....	1	at LSU	10/14/17

C. DAVIS' GAME-BY-GAME DEFENSIVE STATS

DATE	OPPONENT	TT	UT	AT	PD	INT-YDS
9/5/15	vs. Louisville	1	1	0	0	0-0
9/12/15	JACKSONVILLE STATE	2	2	0	1	0-0
9/19/15	at LSU	0	0	0	0	0-0

9/26/15	* MISSISSIPPI STATE	6	5	1	0	0-0
10/3/15	SAN JOSE' STATE	1	0	1	0	1-0
10/15/15	* at Kentucky	2	2	0	0	1-0
10/24/15	* at Arkansas	8	5	3	3	0-0
10/31/15	* OLE MISS	9	7	2	0	0-0
11/7/15	* at Texas A&M	2	1	1	0	1-0
11/14/15	* GEORGIA	5	3	2	0	0-0
11/21/15	* IDAHO	2	1	1	2	0-0
11/28/15	* ALABAMA	7	5	2	2	0-0
12/30/15	* vs. Memphis (Bham)	11	6	5	0	0-0

DATE	OPPONENT	TT	UT	AT	PD	INT-YDS
9/3/16	* CLEMSON	6	5	1	1	0-0
9/10/16	* ARKANSAS STATE	4	4	0	0	0-0
9/17/16	* TEXAS A&M	4	4	0	1	0-0
9/24/16	* LSU	3	3	0	1	0-0
10/1/16	* ULM	1	1	0	1	0-0
10/8/16	at Mississippi State	1	0	1	3	0-0
10/22/16	* ARKANSAS	2	2	0	1	0-0
10/29/16	* at Ole Miss	7	6	1	0	0-0
11/5/16	* VANDERBILT	6	3	3	2	0-0
11/12/16	* at Georgia	3	2	1	0	0-0
11/19/16	ALABAMA A&M	DID NOT PLAY				
11/28/16	* at Alabama	5	5	0	0	0-0
1/2/17	vs. Oklahoma (Sugar)	4	2	2	0	0-0

DATE	OPPONENT	TT	UT	AT	PD	INT-YDS
9/2/17	* GA SOUTHERN	1	1	0	0	0-0
9/9/17	* at Clemson	11	11	0	2	0-0
9/16/17	* MERCER	1	1	0	1	0-0
9/23/17	* at Missouri	1	1	0	0	1-0
9/30/17	* MISSISSIPPI STATE	1	1	0	4	0-0
10/7/17	* OLE MISS	1	1	0	1	0-0
10/14/17	* at LSU	1	0	1	0	0-0
10/21/17	* at Arkansas	2	1	1	1	0-0
11/4/17	* at Texas A&M	1	0	1	1	0-0
11/11/17	* GEORGIA	6	4	2	0	0-0
11/18/17	* ULM	3	2	1	1	0-0
11/25/17	* ALABAMA	3	1	2	0	0-0
12/2/17	* vs. Georgia (SEC)	4	3	1	0	0.0-0



DESHAUN DAVIS #57 LB
 5-11 • 246 • Jr. • 2L
 Prichard, Ala. (Vigor)
 Liberal Arts

2017: Second-year starter at middle linebacker ... 143 career tackles ... four stops at Clemson ... 5 tackles, PBU vs. Mercer ... 3 tackles at Missouri ... team-high 10 tackles vs. Mississippi State ... team-best 7 tackles vs. Ole Miss ... led team with 7 tackles, sack at LSU ... fumble recovery, 4 tackles at Arkansas ... TFL, 4 tackles at Texas A&M ... sack, 5 tackles vs. Georgia ... team-best 9 tackles, 2 TFL, sack vs. ULM ... sack, team-high 7 tackles vs. Alabama ... 10 tackles, TFL in SEC championship ... Preseason: 4th team all-SEC (Phil Steele)

2016: Started every game ... 63 tackles for the season ... earned his first start against Clemson, recording five tackles, two QB hurries ... three tackles vs. Arkansas State ... leading tackler with six stops, TFL vs. Texas A&M ... two tackles, PBU vs. LSU ... five tackles against ULM ... three tackles at Mississippi State ... five tackles, TFL against Arkansas ... career-best 10 tackles at Ole Miss ... six tackles, TFL, PBU at Georgia ... team-best 10 tackles with four TFL at Alabama, the most TFL by an Auburn player since 2009 ... team-best eight tackles against Oklahoma in Sugar Bowl

2015: Redshirt freshman providing depth at linebacker and seeing action on special teams ... two tackles, TFL at LSU ... two stops at Texas A&M

2014: Redshirted for the Tigers ... Academic Top Tiger

HIGH SCHOOL: Defender with great fundamentals and instincts for the ball ... missed his senior season with a knee injury ... 138 tackles, 15 TFL, 6 forced fumbles as a junior ... high school coach was Ashley Johnson ... AL.com A-List ... all-state and all-region as a sophomore and junior ... 2012 regional linebacker of the year ... O-D All-American Bowl; invited to 2014 U-19 International Bowl ... also a bas-

Player Bios

ketball and baseball letterman ... ESPN No. 14 linebacker ... 247sports No. 21 LB ... Scout No. 43 LB ... PrepStar all-Southeast

PERSONAL: Son of Constance Davis Jefferson and Delmico Williams ... has three siblings: Ray, Darrell and Miracle ... birthday is December 31 ... studying in the College of Liberal Arts



JAVARIS #13
DAVIS DB
 5-10 • 186 • So. • 1L
 Jacksonville, Fla. (Ed White)
 Business

D. DAVIS' CAREER DEFENSIVE STATS

YEAR	G/GS	TT	UT	AT	TFL-YDS	QBS-YDS	FF/FR	PD	I/YDS
2014		REDSHIRTED							
2015	12/0	5	1	4	0.5-0	0.0-0	0/0	0	0/0
2016	13/13	63	34	29	7.0-14	0.0-0	0/0	3	0/0
2017	13/9	75	35	40	6.5-26	3.5-18	0/1	1	0/0
Total	38/22	143	70	73	14.0-40	3.5-18	0/1	4	0/0

D. DAVIS' CAREER GAME HIGH STATS

Tackles.....	10 4x (last: Georgia [SECCG])	12/2/17
TFL.....	4.0 at Alabama	11/26/16
Sacks.....	1.0 4x (last: Alabama)	11/25/17
PBU.....	1 4x (last: Mercer)	9/16/17
FR.....	1 at Arkansas	10/21/17

D. DAVIS' GAME-BY-GAME DEFENSIVE STATS

DATE	OPPONENT	TT	UT	AT	PD	INT-YDS
9/5/15	vs. Louisville	0	0	0	0	0-0
9/12/15	JACKSONVILLE STATE	0	0	0	0	0-0
9/19/15	at LSU	2	0	2	0	0-0
9/26/15	MISSISSIPPI STATE	0	0	0	0	0-0
10/3/15	SAN JOSE STATE	0	0	0	0	0-0
10/15/15	at Kentucky	0	0	0	0	0-0
10/24/15	at Arkansas	0	0	0	0	0-0
10/31/15	OLE MISS	0	0	0	0	0-0
11/7/15	at Texas A&M	2	0	2	0	0-0
11/14/15	GEORGIA	0	0	0	0	0-0
11/21/15	IDAHO	1	1	0	0	0-0
11/28/15	ALABAMA	DID NOT PLAY				
12/30/15	vs. Memphis (Bham)	0	0	0	0	0-0

DATE	OPPONENT	TT	UT	AT	TFL-YDS	PD
9/3/16	* CLEMSON	5	2	3	0.5-1	1
9/10/16	* ARKANSAS STATE	3	1	2	0.0-0	0
9/17/16	* TEXAS A&M	6	3	3	0.5-1	0
9/24/16	* LSU	2	1	1	0.0-0	1
10/1/16	* ULM	5	4	1	0.0-0	0
10/8/16	* at Mississippi State	3	0	3	0.0-0	0
10/22/16	* ARKANSAS	5	2	3	1.0-1	0
10/29/16	* at Ole Miss	10	5	5	0.0-0	0
11/5/16	* VANDERBILT	0	0	0	0.0-0	0
11/12/16	* at Georgia	6	4	2	1.0-1	1
11/19/16	* ALABAMA A&M	0	0	0	0.0-0	0
11/28/16	* at Alabama	10	7	3	4.0-10	0
1/2/17	* vs. Oklahoma (Sugar)	8	5	3	0.0-0	0

DATE	OPPONENT	TT	UT	AT	TFL-Yds	PD
9/2/17	GA SOUTHERN	0	0	0	0.0-0	0
9/9/17	at Clemson	4	2	2	0.0-0	0
9/16/17	MERCER	5	4	1	0.0-0	1
9/23/17	* at Missouri	3	1	2	0.0-0	0
9/30/17	* MISSISSIPPI STATE	10	3	7	0.0-0	0
10/7/17	* OLE MISS	7	4	3	0.0-0	0
10/14/17	* at LSU	7	3	4	1.0-2	0
10/21/17	* at Arkansas	4	2	2	0.0-0	0
11/4/17	* at Texas A&M	4	2	2	1.0-5	0
11/11/17	* GEORGIA	5	3	2	1.0-6	0
11/18/17	ULM	9	5	4	1.5-8	0
11/25/17	* ALABAMA	7	3	4	1.0-4	0
12/2/17	* vs. Georgia (SEC)	10	4	6	1.0-1	0

2017: In the mix as a starter at cornerback ... four solo stops at Clemson ... 3 tackles, TFL vs. Mercer ... 37-yard interception return for a score vs. Mississippi State, along with 3 tackles ... 2 tackles at Texas A&M ... interception, forced fumble, PBU and 2 tackles vs. ULM ... 3 tackles vs. Alabama ... 5 tackles in SEC championship

2016: Freshman All-America (Sports on Earth) ... SEC all-freshman team (coaches, Athlon) ... played in 13 games with five starts ... 37 tackles on the season ... earned his first college start vs. Clemson, recording four solo tackles ... two tackles vs. Arkansas State ... two solo stops vs. Texas A&M ... interception against ULM ... five tackles, TFL, PBU at Mississippi State ... interception, two tackles against Arkansas ... four tackles, TFL at Ole Miss ... five tackles, 2 PBU at Georgia ... sack, two tackles vs. Alabama A&M ... had six tackles, three TFL at Alabama ... five solo tackles against Oklahoma in Sugar Bowl

2015: Redshirted
HIGH SCHOOL: Swift, physical defender who can make an impact at corner ... first team Class 6A all-state for Coach Paul Pierson ... also played running back and receiver for the Commanders ... Times-Union Top 25 ... all-Gateway and Jacksonville player of the year ... Rivals and 247 Sports have him among top 50 Florida prospects ... top 10 CB in South according to Scout ... PrepStar all-South ... state runner-up at 100 meters and 4x100 relay

PERSONAL: Birthday is December 26 ... son of Francaesca Davis ... has three siblings: Javon, India and William ... cousins Vontae Davis and Vernon Davis and uncle Keith Frazier all played in NFL ... studying in the College of Business

J. DAVIS' CAREER DEFENSIVE STATS

YEAR	G/GS	TT	UT	AT	TFL-YDS	QBS-YDS	FF/FR	PD	I/YDS
2016	13/5	37	31	6	6.0-14	1.0-6	0/0	9	2/0
2017	10/5	26	17	9	1.0-1	0.0-0	1/0	6	2/37
Totals	23/10	63	48	15	7.0-15	1.0-6	1/0	15	4/37

J. DAVIS' CAREER GAME HIGH STATS

Tackles.....	6 at Alabama	11/26/16
TFL.....	3.0 at Alabama	11/26/16
Sacks.....	1.0 vs. Alabama A&M	11/19/16
Interceptions.....	1 3x (last: Mississippi St)	9/30/17
PBU.....	2 3x (last: Mississippi St)	9/30/17
FF.....	1 ULM	11/18/17

J. DAVIS' GAME-BY-GAME DEFENSIVE STATS

DATE	OPPONENT	TT	UT	AT	PD	INT-YDS
9/3/16	* CLEMSON	4	4	0	0	0-0
9/10/16	ARKANSAS STATE	2	1	1	0	0-0
9/17/16	TEXAS A&M	2	2	0	2	0-0
9/24/16	LSU	0	0	0	0	0-0
10/1/16	ULM	0	0	0	0	1-0
10/8/16	* at Mississippi State	5	4	1	1	0-0
10/22/16	ARKANSAS	2	1	1	1	1-0
10/29/16	at Ole Miss	4	3	1	0	0-0
11/5/16	VANDERBILT	0	0	0	0	0-0
11/12/16	at Georgia	5	4	1	2	0-0
11/19/16	* ALABAMA A&M	2	2	0	0	0-0
11/28/16	* at Alabama	6	5	1	0	0-0
1/2/17	* vs. Oklahoma (Sugar)	5	5	0	1	0-0

DATE	OPPONENT	TT	UT	AT	PD	INT-YDS
9/2/17	* GA SOUTHERN	2	0	2	0	0-0
9/9/17	* at Clemson	4	4	0	0	0-0
9/16/17	* MERCER	3	3	0	0	0-0
9/23/17	at Missouri	DID NOT PLAY				
9/30/17	MISSISSIPPI STATE	3	2	1	2	1-37
10/7/17	OLE MISS	DID NOT PLAY				
10/14/17	at LSU	1	1	0	0	0-0

Player Bios

10/21/17	at Arkansas			DID NOT PLAY			
11/4/17	at Texas A&M	2	1	1	0	0-0	
11/11/17	GEORGIA	1	1	0	0	0-0	
11/18/17	ULM	2	1	1	1	1-0	
11/25/17	* ALABAMA	3	1	2	1	0-0	
12/2/17	* vs. Georgia (SEC)	5	3	2	0	0-0	



RYAN DAVIS #23
WR
5-9 • 175 • Jr. • 2L
St. Petersburg, Fla. (Lakewood)
Liberal Arts

2017: Veteran of the receiving corps ... 3rd team all-SEC (Phil Steele) ... holds Auburn single-season record for receptions with 76 for 768 yards, 5 TD ... second in SEC with 5.8 catches per game ... two receptions against Georgia Southern with a 19-yard touchdown catch from Stidham ... eight catches gained 32 yard at Clemson ... career-best nine catches vs. Mercer gained 68 yards ... four receptions at Missouri ... six catches vs. Mississippi State gained 32 yards ... 75-yard touchdown catch from Stidham vs. Ole Miss was Auburn's longest play of the season ... 2 catches gained 67 yards at LSU, with a long play of 52 yards ... 8 receptions at Arkansas gained 63 yards and threw a 62-yard TD pass to Darius Slayton (longest TD pass by a non-QB in Auburn records) at Arkansas ... 7 catches gained 80 yards at Texas A&M, with a 2-yard TD catch ... 55 yards on four catches vs. Georgia, with 32-yard TD reception ... 6 catches vs. ULM ... career highs with 11 catches for 139 yards vs. Alabama ... 7 catches for 65 yards in SEC championship

2016: Speedy receiver who made his first college start against Clemson ... 25 catches for 194 yards ... two receptions for 17 yards against Clemson were his first collegiate catches ... nabbed five receptions vs. Texas A&M for 36 yards ... leading receiver with five catches for 31 yards vs. LSU ... five receptions gained 56 yards vs. ULM ... first TD was a 3-yard catch from Sean White at Mississippi State ... three catches against Arkansas ... two catches against Vanderbilt ... 9-yard reception at Georgia

2015: True freshman in the mix at wide receiver ... saw his first college action at Kentucky ... 28-yard rushing gain at Texas A&M was his first touch of the football

HIGH SCHOOL: Gifted offensive playmaker who led Lakewood to back-to-back 10-win seasons for Coach Cory Moore ... passed for 2,140 yards (18 TD) and rushed for 1,233 yards (17 TD) as a senior ... Pinellas County career passing record (6,760 yards) ... four-year starter who won BCP player of the year honors ... first team Class 5A all-state ... top 40 receiver prospect by 247 Sports and Rivals ... ESPN 300 ... PrepStar all-South ... also a standout in basketball

PERSONAL: Birthday is April 12 ... son of Willie Davis and Peggy Davis ... has two brothers, Chris and Dorian ... grandson of Emma and Willie Davis Sr. ... studying in the College of Liberal Arts

R. DAVIS' CAREER RECEIVING STATS

YEAR	G/GS	NO	YDS	AVG	TD	LP/OPPONENT
2015	8/0	0	0	0.0	0	--
2016	13/7	25	194	7.8	1	23/ULM
2017	13/8	76	768	10.1	5	75/Ole Miss
Total	34/15	101	962	9.5	6	75/Ole Miss

R. DAVIS' CAREER RUSHING STATS

YEAR	G/GS	NO	YDS	AVG	TD	LP/OPPONENT
2015	8/0	2	20	10.0	0	28/Texas A&M
2016	13/7	3	5	1.7	0	8/Texas A&M
2017	13/8	0	0	0.0	0	--
Total	34/15	5	25	5.0	0	28/Texas A&M

R. DAVIS' CAREER GAME HIGH STATS

Receptions	11	Alabama	11/25/17
Rec. Yards.....	139	Alabama	11/25/17
Rec. Long.....	75	Ole Miss	10/7/17
Rec. TDs	1	5x (last: Georgia)	11/11/17

Rush Attempts	1	5x (last: Oklahoma)	1/2/17
Rush Yards	28	at Texas A&M	11/7/15
Rush Long	28	at Texas A&M	11/7/15
Punt Returns	1	2x (last: Georgia)	11/11/17
Punt Ret Yds	26	Georgia	11/11/17
Punt Ret Long.....	26	Georgia	11/11/17
Pass TD	1	at Arkansas	10/21/17
Pass Long	62	at Arkansas	10/21/17

R. DAVIS' GAME-BY-GAME RECEIVING STATS

DATE	OPPONENT	ATT	YDS	Avg.	TD	TD YDS
9/3/16	* CLEMSON	2	17	8.5	0	--
9/10/16	* ARKANSAS STATE	0	0	0.0	0	--
9/17/16	TEXAS A&M	5	36	7.2	0	--
9/24/16	* LSU	5	31	6.2	0	--
10/1/16	* ULM	5	56	11.2	0	--
10/8/16	* at Mississippi State	2	15	7.5	1	3
10/22/16	ARKANSAS	3	15	5.0	0	--
10/29/16	at Ole Miss	0	0	0.0	0	--
11/5/16	* VANDERBILT	2	15	7.5	0	--
11/12/16	at Georgia	1	9	9.0	0	--
11/19/16	ALABAMA A&M	0	0	0.0	0	--
11/26/16	* at Alabama	0	0	0.0	0	--
1/2/17	vs. Oklahoma	0	0	0.0	0	--

DATE	OPPONENT	REC	YDS	Avg.	TD	TD YDS
9/2/17	GA SOUTHERN	2	23	11.5	1	19
9/9/17	* at Clemson	8	32	4.0	0	--
9/16/17	* MERCER	9	68	7.5	--	--
9/23/17	* at Missouri	4	21	5.3	0	--
9/30/17	* MISSISSIPPI STATE	6	32	5.3	1	7
10/7/17	OLE MISS	2	75	37.5	1	75
10/14/17	at LSU	2	67	33.5	0	--
10/21/17	at Arkansas	8	63	7.9	0	--
11/4/17	* at Texas A&M	7	80	11.4	1	4
11/11/17	* GEORGIA	4	55	13.8	1	32
11/18/17	ULM	6	48	8.0	0	--
11/25/17	* ALABAMA	11	139	12.6	0	--
12/2/17	vs. Georgia (SEC)	7	65	9.3	0	--

R. DAVIS' GAME-BY-GAME RUSHING STATS

DATE	OPPONENT	ATT	YDS	AVG	TD	TD YDS
9/25/15	vs. Louisville					DID NOT PLAY
9/12/15	JACKSONVILLE STATE					DID NOT PLAY
9/19/15	at LSU					DID NOT PLAY
9/26/15	MISSISSIPPI STATE					DID NOT PLAY
10/3/15	SAN JOSE' STATE					DID NOT PLAY
10/15/15	at Kentucky	0	0	0.0	0	--
10/24/15	at Arkansas	0	0	0.0	0	--
10/31/15	OLE MISS	0	0	0.0	0	--
11/7/15	at Texas A&M	1	28	28.0	0	--
11/14/15	GEORGIA	0	0	0.0	0	--
11/21/15	IDAHO	1	-8	-8.0	0	--
11/28/15	ALABAMA	0	0	0.0	0	--
12/30/15	vs. Memphis (Bham)	0	0	0.0	0	--

DATE	OPPONENT	ATT	YDS	Avg.	TD	TD YDS
9/3/16	* CLEMSON	0	0	0.0	0	--
9/10/16	* ARKANSAS STATE	1	-2	-2.0	0	--
9/17/16	TEXAS A&M	1	8	8.0	0	--
9/24/16	* LSU	0	0	0.0	0	--
10/1/16	* ULM	0	0	0.0	0	--
10/8/16	* at Mississippi State	0	0	0.0	0	--
10/22/16	ARKANSAS	0	0	0.0	0	--
10/29/16	at Ole Miss	0	0	0.0	0	--
11/5/16	* VANDERBILT	0	0	0.0	0	--
11/12/16	at Georgia	0	0	0.0	0	--
11/19/16	ALABAMA A&M	0	0	0.0	0	--
11/26/16	* at Alabama	0	0	0.0	0	--
1/2/17	vs. Oklahoma (Sugar)	1	-1	-1.0	0	--

Player Bios



JAMEL #12
DEAN DB
 6-2 • 215 • So. • RS
 Cocoa, Fla. (Cocoa)
 Liberal Arts



JEREMIAH #20
DINSON DB
 6-0 • 186 • So. • 1L
 Miami, Fla. (American)
 Liberal Arts

2017: In the mix as a starter at cornerback ... 4 solo tackles, TFL, PBU at Clemson ... made first start at Missouri, 4 tackles, 3 PBU, TFL vs. Mississippi State ... team-high 7 tackles vs. Ole Miss ... 4 tackles at LSU ... TFL, PBU, 2 tackles at Arkansas ... 3 tackles at Texas A&M ... 2 tackles, PBU vs. ULM ... 2 tackles vs. Alabama ... 5 tackles in SEC championship

2016: Projected starter at corner ... suffered season-ending injury in fall camp

2015: Redshirted and did not see varsity action

HIGH SCHOOL: Two-time Florida first-team Class 4A all-state pick at Cocoa High ... totaled 975 offensive yards, including 22 receptions and 15 touchdowns, in 2014 to earn all-state honors as a receiver ... 38 tackles, two PBU, one interception in 2013 ... also had seven PBUs as a senior and scored nine touchdowns as a junior ... 2014 Brevard County player of the year and the Florida Athletic Coaches Association's District 12 MVP ... played on back-to-back 11-2 state playoff teams for coach John Wilkinson ... one of the top cornerback prospects in the nation ranked No. 32 by 247Sports and No. 37 by Rivals ... ESPN 300 and a Top 10 defensive back in the state of Florida ... invited to Semper Fidelis All-American game ... also ran track and possesses "breakaway" speed ... graduated with a weighted 3.8 GPA ... spent a semester at Ohio State before enrolling at Auburn

PERSONAL: Son of Yolanda Kimbrough and James Dean ... has four brothers: Derrick Jr., James Jr., Jamine and Jayden ... birthday is October 15 ... studying in the College of Liberal Arts

DEAN'S CAREER DEFENSIVE STATS

YEAR	G/GS	TT	UT	AT	TFL-YDS	QBS-YDS	FF/FR	PD	I/YDS
2017	13/10	37	21	16	2.5-5	0.0-0	0/0	8	0/0

DEAN'S CAREER GAME HIGH STATS

Tackles.....	7	Ole Miss	10/7/17
TFL.....	1.0	2x (last: at Arkansas)	10/21/17
PBU.....	3	Mississippi State	9/30/17

DEAN'S GAME-BY-GAME DEFENSIVE STATS

DATE	OPPONENT	TT	UT	AT	PD	INT-YDS
9/2/17	GA SOUTHERN	1	1	0	0	0-0
9/9/17	at Clemson	4	4	0	1	0-0
9/16/17	MERCER	1	1	0	0	0-0
9/23/17	* at Missouri	1	1	0	0	0-0
9/30/17	* MISSISSIPPI STATE	4	1	3	3	0-0
10/7/17	* OLE MISS	7	5	2	1	0-0
10/14/17	* at LSU	4	1	3	0	0-0
10/21/17	* at Arkansas	2	2	0	1	0-0
11/4/17	* at Texas A&M	3	2	1	0	0-0
11/11/17	* GEORGIA	1	0	1	0	0-0
11/18/17	* ULM	2	1	1	1	0-0
11/25/17	* ALABAMA	2	1	1	0	0-0
12/2/17	* vs. Georgia (SEC)	5	1	4	1	0-0

2017: Veteran safety who is the starting nickelback ... recovered a Clemson fumble, along with 2 tackles and a PBU ... team-high 6 tackles vs. Mercer ... 5 tackles, TFL at Missouri ... 3 solo stops vs. Mississippi State ... 2 solo stops vs. Ole Miss ... 5 tackles at LSU ... 8-yard sack, 4 tackles at Arkansas ... 5 tackles at Texas A&M ... team-best six tackles vs. Georgia ... 3 tackles, PBU vs. ULM ... 2 solo stops vs. Alabama ... 3 tackles in SEC championship

2016: Redshirted while recovering from knee injury suffered late in 2015

2015: True freshman corner who saw substantial early-season action ... first snaps came against Louisville, where he recorded four tackles ... three tackles at LSU ... first start came at nickel vs. Mississippi State, recording three tackles ... three solo tackles at Texas A&M before suffering knee injury that required season-ending surgery ... Academic Top Tiger

HIGH SCHOOL: Standout defender for Coach Anthony White at Miami's American High ... Miami-Dade North-South All-Star Game ... part of a state championship team at Miami Norland as a freshman ... ranked among top 100 cornerback prospects for 247 Sports and ESPN ... PrepStar all-South ... graduated in top 20% of his class

PERSONAL: Birthday is February 26 ... son of Cinethia Lee and Theodore Dinson ... has a sister, Jasmine, and a brother, Joshua ... cousin Randall Johnson plays for the Buffalo Bills ... studying in the College of Liberal Arts

DINSON'S CAREER DEFENSIVE STATS

YEAR	G/GS	TT	UT	AT	TFL-YDS	QBS-YDS	FF/FR	PD	I/YDS
2015	9/1	15	9	6	0.0-0	0.0-0	0/0	0	0/0
2016					REDSHIRTED				
2017	13/10	47	32	15	2.5-12	1.0-8	0/1	3	0/0
Total	21/11	59	40	19	2.5-12	1.0-8	0/1	3	0/0

DINSON'S CAREER GAME HIGH STATS

Tackles.....	6	2x (last: Georgia)	11/11/17
TFL.....	1.0	2x (last: at Arkansas)	10/21/17
Sacks.....	1.0	at Arkansas	10/21/17
FR.....	1	at Clemson	9/9/17
PBU.....	1	3x (last: ULM)	11/18/17

DINSON'S GAME-BY-GAME DEFENSIVE STATS

DATE	OPPONENT	TT	UT	AT	PD	INT-YDS
9/5/15	vs. Louisville	4	3	1	0	0-0
9/12/15	JACKSONVILLE STATE	1	1	0	0	0-0
9/19/15	at LSU	3	0	3	0	0-0
9/26/15	* MISSISSIPPI STATE	3	2	1	0	0-0
10/3/15	SAN JOSE STATE	0	0	0	0	0-0
10/15/15	at Kentucky	0	0	0	0	0-0
10/24/15	at Arkansas	0	0	0	0	0-0
10/31/15	OLE MISS	1	0	1	0	0-0
11/7/15	at Texas A&M	3	3	0	0	0-0
11/14/15	GEORGIA					DID NOT PLAY
11/21/15	IDAHO					DID NOT PLAY
11/28/15	ALABAMA					DID NOT PLAY
12/30/15	vs. Memphis (Bham)					DID NOT PLAY

DATE	OPPONENT	TT	UT	AT	PD	INT-YDS
9/2/17	* GA SOUTHERN	1	0	1	0	0-0
9/9/17	* at Clemson	2	1	1	1	0-0
9/16/17	* MERCER	6	5	1	0	0-0
9/23/17	* at Missouri	5	4	1	0	0-0
9/30/17	* MISSISSIPPI STATE	3	3	0	0	0-0
10/7/17	* OLE MISS	2	2	0	0	0-0
10/14/17	at LSU	5	4	1	0	0-0
10/21/17	* at Arkansas	4	2	2	0	0-0
11/4/17	* at Texas A&M	5	0	5	0	0-0

Player Bios

11/11/17	* GEORGIA	6	5	1	1	0-0
11/18/17	* ULM	3	3	0	1	0-0
11/25/17	ALABAMA	2	2	0	0	0-0
12/2/17	vs. Georgia (SEC)	3	1	2	0	0-0



CASEY DUNN #50 OL
6-4 • 292 • Sr. • Tr.
Trussville, Ala. (Hewitt-Trussville)
Graduate/Education

2017: Graduate transfer who has become Auburn's starting center ... has made eight starts at center ... made first start at Missouri ... missed Arkansas game with injury ... SEC offensive lineman of week: Georgia ... graduate student in community planning

AT JACKSONVILLE STATE: Transferred to Auburn from Jacksonville State, where he was a two-year starter at center (2015-16)... first team all-Ohio Valley Conference ... first team All-America recognition from Walter Camp, and second team All-America honors from the Associated Press, STATS and the AFCA ... anchored the Gamecock offensive line that paved the way for the top offense and rushing offense in the OVC, rolling up 434 yards per game, 250.6 yards per game on the ground ... Gamecocks advanced to the FCS title game in 2015

HIGH SCHOOL: Team captain for Coach Hal Riddle at Hewitt-Trussville High ... earned all-metro honors as a senior ... member of National Honor Society and Spanish honorary

PERSONAL: Birthday is October 11 ... son of Charles and Deitra Dunn ... brother Riley and sister Courtney both attend Auburn ... received a bachelor's degree in industrial leadership from JSU in December, 2016 ... doing graduate work in community planning in the College of Liberal Arts



JOSH FRENCH #41 LB
5-11 • 209 • RFr. • HS
Birmingham, Ala. (Shades Valley)
Engineering

2017: Did not see any game action

HIGH SCHOOL: Veteran defender for Coach Bill Smith at Shades Valley High ... helped the Mounties to three Class 6A state playoff appearances ... three-year state qualifier in track, running the 400m and the 4x100 and 4x400 relays ... also a basketball letterman ... National Honor Society and mathematics honorary

PERSONAL: Birthday is December 30 ... son of Jacqueline French and Carlos Harper ... has three brothers, Colin, Carson and Caleb ... studying in the College of Engineering



AUSTIN GOLSON #73 OL
6-5 • 312 • Sr. • 2L
Prattville, Ala. (Ole Miss)
Graduate/Education

CAREER: Has played in 49 career games - 37 at Auburn, 12 at Ole Miss ... started all 37 games played at Auburn, which is fourth on the team

2017: Returning starter on offensive line ... 3rd team all-SEC (Phil Steele) ... team captain ... has started at center, left tackle, left guard and right tackle this season ... Preseason: Rimington Trophy watch list, Reese's Senior Bowl watch list, 3rd team all-SEC (Lindy's), 4th team all-SEC (Athlon, Phil Steele) ... graduate student in education

2016: Second-year starter on offensive line ... started first four games at left tackle ... started last nine games at center beginning with ULM ... Preseason: all-SEC third team (Athlon)

2015: Starting center ... left Georgia game with injury ... did not play vs. Idaho or Alabama ... SEC Academic Honor Roll and Academic Top Tiger

2014: Redshirted due to NCAA rules after transferring from Ole Miss ... Academic Top Tiger ... SEC first-year honor roll

2013 (Ole Miss): Played in 12 games as a true freshman on the offensive line, mostly at guard ... offense produced the most total yards in school history (6,153) ... helped four different players post 100-yard rushing performances ... earned first letter ... made his Rebel debut at Vanderbilt ... SEC all-academic

HIGH SCHOOL: U.S. Army and SuperPrep All-America selection ... rated the 52nd-best prospect in the nation and No. 3 offensive tackle by ESPN.com ... ranked No. 118 overall and the eighth-best OT by Rivals.com ... ranked the No. 4 recruit in Alabama by ESPN.com and No. 8 by Rivals.com and 247Sports.com ... rated No. 10 on AL.com's A-List of top senior football players in Alabama ... Alabama-Mississippi All-Star Game ... twice nominated for AHSAA Class 6A Lineman of the Year award ... three-time Class 6A all-state first teamer by the Alabama Sports Writers Association ... helped Prattville claim the Class 6A state title his junior season, paving the way for an offense that racked up 3,458 rushing yards and 50 touchdowns ... High School Coaches: Chad Anderson and Jamey Dubose

PERSONAL: Birthday is July 9 ... son of Pat and Deborah Trotter ... 2017 FCA Hard Fighting Soldier award ... earned bachelor's degree from the College of Liberal Arts in December, 2016 ... working toward a master's degree in the College of Education



EUGENE GOVAN #40 RB
5-7 • 186 • So. • 1L
Grovetown, Ga. (Grovetown)
Education

2017: Reserve running back ... saw action in the ULM game

2016: Reserve running back ... saw first career action against Alabama A&M

2015: Joined the Auburn program as a walk-on

HIGH SCHOOL: WJBF scholar-athlete of the year for Coach Rodney Holder at Grovetown High ... also a track and field letterman

PERSONAL: Birthday is September 28 ... son of Nikita Davis and Andrew Davis ... has one brother, Darrius ... studying in the College of Education

Player Bios



DEVIN #46
GUICE DB
 5-8 • 160 • RFr. • RS
 Opelika, Ala. (Opelika)
 Forestry and Wildlife Sciences

2017: Reserve defensive back ... Saw action in Ole Miss and Arkansas games, making a tackle against Ole Miss

2016: Did not see action ... walked on for 2016 season

HIGH SCHOOL: Recorded 49 solo tackles, two interceptions and nine PBU as a senior for Coach Brian Blackmon at Opelika High ... member of two Class 6A regional championship teams ... state champion in the high jump ... also played soccer ... Honor Roll student who earned the John Deere Scholarship ... involved in FCA, band and MANRRS

PERSONAL: Birthday is December 13 ... son of Nisa and Joseph Guice ... has one sister, Skye ... cousin Eric Brock played safety at Auburn ... studying in the School of Forestry and Wildlife Sciences

GUICE'S CAREER DEFENSIVE STATS

YEAR	G/GS	TT	UT	AT	TFL-YDS	QBS-YDS	FF/FR	PD	IYDS
2017	2/0	1	0	1	0.0-0	0.0-0	0/0	0	0/0

GUICE'S CAREER GAME HIGH STATS

Tackles.....1 Ole Miss 10/7/17



BRODARIOUS #59
HAMM OL
 6-5 • 344 • Fr. • HS
 Griffin, Ga. (Spalding)
 Liberal Arts

2017: Participated in football at Auburn for the first time during spring drills after a year away from the game undergoing cancer treatments ... enrolled at Auburn as a student in 2016 ... looks to redshirt

HIGH SCHOOL: All-area lineman for Coach Nick Davis at Spalding High, leading the Jaguars to the playoffs ... second team Class 4A all-state as an offensive and defensive lineman ... Scout top 15 offensive guard prospect ... top 40 recruit in Georgia by Rivals, ESPN, 247 Sports ... MaxPreps All-America ... AJC Elite Junior Classic best lineman ... also a basketball letterman

PERSONAL: Birthday is January 27 ... son of Nicole Williams and Brockery Hamm ... has two sisters, Dymond and Rhiley and a brother, Avery ... cousin Chris Mayes plays for the NFL's Atlanta Falcons ... likes to dance ... studying in the College of Liberal Arts



MARQUEL #77
HARRELL OL
 6-3 • 308 • So. • 1L
 Fairburn, Ga. (Creekside)
 Education

2017: Offensive guard gaining a bigger role ... saw significant action at LSU with injuries to Mike Horton and Casey Dunn ... made first start at Arkansas ... also a starter vs. Georgia, ULM, Alabama and in the SEC championship

2016: Backup offensive guard ... saw first career action against Arkansas State ... played in four games ... SEC Academic Honor Roll

2015: Redshirted ... Academic Top Tiger and SEC first-year Academic Honor Roll

HIGH SCHOOL: Accomplished offensive line prospect with multiple skills ... first team Class 5A Region 6-B honoree for Coach Olten Downs ... Semper Fi All-American Bowl ... 2013 state champions ... Class 5A all-state ... Scout ranks him the No. 1 OG prospect in Georgia ... ESPN 300 ... among the top 35 players in Georgia by 247 Sports, ESPN, Rivals and Scout ... PrepStar all-South ... also threw the shot put and was a basketball letterman ... vice-president of National Honor Society; FCCLA, French Club

PERSONAL: Birthday is July 18 ... son of Nayesha and Melvin Harrell ... has five siblings: Mayona, Aerielle, Makayla, Marcus and Mondarius ... fluent in French ... studying in the College of Education



JALEN #85
HARRIS TE
 6-4 • 252 • Jr. • 2L
 Montgomery, Ala. (St. James)
 University College

2017: Veteran tight end ... first reception of season was vs. Alabama

2016: Starter at tight end/H-back ... played in all 13 games with five starts ... key blocker in Auburn's potent rushing attack ... first career catch was a 15-yard touchdown from Sean White at Ole Miss ... one-yard touchdown reception from Kerryon Johnson on final play of Sugar Bowl vs. Oklahoma ... SEC Academic Honor Roll

2015: Saw action in 12 games, mostly on special teams ... rotated with Chris Laye at tight end ... saw first action against Jacksonville State ... Academic Top Tiger

HIGH SCHOOL: Talented tight end prospect who led the St. James Trojans to a 2014 regional title for Coach Jimmy Perry ... averaged 16.9 yards per catch for his career ... Alabama-Mississippi All-Star Game ... ASWA honorable mention all-state ... top 20 TE prospect by Scout, Rivals and ESPN ... rated among the top 30 players in Alabama by 247 Sports, Rivals and ESPN ... PrepStar all-South ... all-metro in basketball ... member of French club, Student Y and Interact clubs

PERSONAL: Birthday is September 3 ... son of Lillie Harris and Terrence Harris ... has an older brother, Marcus, who played football at Savannah State ... studying in the University College ... plays the piano and trombone

HARRIS' CAREER RECEIVING STATS

YEAR	G/GS	NO	YDS	AVG	TD	LP/OPPONENT
2015	12/0	0	0	0.0	0	--
2016	13/5	2	16	8.0	2	15/Ole Miss
2017	13/1	1	5	5.0	0	5/Alabama
Total	38/6	3	21	7.0	2	15/Ole Miss

HARRIS' CAREER GAME HIGH STATS

Receptions.....	1	3x (last: Alabama)	11/25/17
Rec. Yards.....	15	at Ole Miss	10/29/16
Rec. Long.....	15	at Ole Miss	10/29/16
Rec. TDs.....	1	2x (latest: Oklahoma)	1/2/17

Player Bios

HARRIS' GAME-BY-GAME RECEIVING STATS

DATE	OPPONENT	ATT	YDS	Avg.	TD	TD YDS
9/3/16	CLEMSON	0	0	0.0	0	--
9/10/16	ARKANSAS STATE	0	0	0.0	0	--
9/17/16	TEXAS A&M	0	0	0.0	0	--
9/24/16	LSU	0	0	0.0	0	--
10/1/16	ULM	0	0	0.0	0	--
10/8/16	* at Mississippi State	0	0	0.0	0	--
10/22/16	ARKANSAS	0	0	0.0	0	--
10/29/16	at Ole Miss	1	15	15.0	1	15
11/5/16	VANDERBILT	0	0	0.0	0	--
11/12/16	* at Georgia	0	0	0.0	0	--
11/19/16	* ALABAMA A&M	0	0	0.0	0	--
11/26/16	* at Alabama	0	0	0.0	0	--
1/2/17	* vs. Oklahoma (Sugar)	1	1	1.0	1	1

DATE	OPPONENT	REC	YDS	Avg.	TD	TD YDS
9/2/17	GA SOUTHERN	0	0	0.0	0	--
9/9/17	at Clemson	0	0	0.0	0	--
9/16/17	MERCER	0	0	0.0	0	--
9/23/17	at Missouri	0	0	0.0	0	--
9/30/17	MISSISSIPPI STATE	0	0	0.0	0	--
10/7/17	OLE MISS	0	0	0.0	0	--
10/14/17	at LSU	0	0	0.0	0	--
10/21/17	* at Arkansas	0	0	0.0	0	--
11/4/17	at Texas A&M	0	0	0.0	0	--
11/11/17	GEORGIA	0	0	0.0	0	--
11/18/17	ULM	0	0	0.0	0	--
11/25/17	ALABAMA	1	5	5.0	0	--
12/2/17	vs. Georgia (SEC)	0	0	0.0	0	--

HASTINGS' CAREER GAME HIGH STATS

Receptions 4	Ga Southern	9/2/17
Rec. Yards 71	Mercer	9/16/17
Rec. Long 49	at LSU	10/14/17
Rec. TDs 1	4x (last: at LSU)	10/14/17

HASTINGS' GAME-BY-GAME RECEIVING STATS

DATE	OPPONENT	ATT	YDS	Avg.	TD	TD YDS
9/3/16	CLEMSON	3	29	9.7	0	--
9/10/16	ARKANSAS STATE	2	34	17.0	1	29
9/17/16	TEXAS A&M	3	9	3.0	0	--
9/24/16	LSU	0	0	0.0	0	--
10/1/16	ULM	1	-4	-4.0	0	--
10/8/16	at Mississippi State			DID NOT PLAY		
10/22/16	ARKANSAS	0	0	0.0	0	--
10/29/16	at Ole Miss			DID NOT PLAY		
11/5/16	VANDERBILT	0	0	0.0	0	--
11/12/16	at Georgia	0	0	0.0	0	--
11/19/16	ALABAMA A&M	0	0	0.0	0	--
11/26/16	at Alabama	1	27	27.0	0	--
1/2/17	vs. Oklahoma (Sugar)	1	3	3.0	0	--

DATE	OPPONENT	REC	YDS	Avg.	TD	TD YDS
9/2/17	GA SOUTHERN	4	68	17.0	1	19
9/9/17	at Clemson	2	12	6.0	0	--
9/16/17	MERCER	3	71	23.7	0	--
9/23/17	at Missouri	2	59	29.5	0	--
9/30/17	MISSISSIPPI STATE	1	47	47.0	1	47
10/7/17	OLE MISS	1	13	13.0	0	--
10/14/17	* at LSU	3	65	21.7	1	49
10/21/17	at Arkansas	1	22	22.0	0	--
11/4/17	at Texas A&M	1	14	14.0	0	--
11/11/17	GEORGIA	0	0	0.0	0	--
11/18/17	ULM	1	17	17.0	0	--
11/25/17	ALABAMA	1	20	20.0	0	--
12/2/17	vs. Georgia (SEC)	0	0	0.0	0	--



WILL **#33**
HASTINGS **WR**
 5-10 • 167 • Jr. • 2L
 Little Rock, Ark. (Pulaski Academy)
 Business

2017: Veteran wide receiver ... 20 catches for season ... leading receiver against Georgia Southern, with 4 catches gaining 68 yards and a 19-yard TD ... 2 catches at Clemson ... 3 catches gained a team-best 71 yards against Mercer ... then-career best 46-yard reception from Stidham at Missouri ... 47-yard TD catch from Stidham vs. Mississippi State ... career-long 49-yard TD from Stidham was one of three receptions at LSU ... 22-yard reception at Arkansas ... 17-yard reception vs. ULM ... 20-yard catch vs. Alabama ... Burlsworth Trophy nominee.

2016: Appeared in 11 games ... six of 11 catches during the season gained first downs ... three catches gaining 29 yards against Clemson, with two receptions on third down and one on fourth down ... first career score was a 29-yard TD grab vs. Arkansas State ... had three receptions vs. Texas A&M ... 27-yard catch at Alabama ... one reception in Sugar Bowl vs. Oklahoma

2015: Appeared in two games ... had one kickoff at LSU

HIGH SCHOOL: Tallied 2,040 receiving yards as a senior for Coach Kevin Kelley ... just the second receiver in state history to gain 2,000 yards in a season ... Bruins won the state title in 2011 and 2014 ... MaxPreps All-American ... AHSCA all-star game ... also played soccer ... honors graduate ... member of FCA and Green Club

PERSONAL: Birthday is July 30 ... son of Kim and Scott Hastings ... has one sibling, Lindsey ... grandfather played running back at Arkansas State ... studying in the College of Business

HASTINGS' CAREER RECEIVING STATS

YEAR	G/GS	NO	YDS	AVG	TD	LP/OPPONENT
2015	2/0	0	0	0.0	0	--
2016	11/0	11	98	8.9	1	29/Arkansas St
2017	13/1	20	408	20.4	3	49/LSU
Total	26/1	31	506	16.3	4	49/LSU



JEFF **#4**
HOLLAND **OLB**
 6-2 • 249 • Jr. • 2L
 Jacksonville, Fla. (Trinity Christian)
 University College

2017: First-year starter at buck ... first team All-American (SI.com) ... first team all-SEC (coaches, AP, Phil Steele) ... second team All-American (SB Nation, CBS Sports) ... 43 tackles, 12.0 TFL, 9.0 sacks, 22 QB hurries for season ... had 5 tackles, 2 TFL, 1.0 sacks against Georgia Southern in first start ... forced a Clemson fumble along with 4 tackles and 0.5 sacks ... 2 tackles, TFL, 3 QB hurries vs. Mercer ... sack and forced fumble at Missouri ... 2 tackles, 7-yard sack, 4 QB hurries vs. Mississippi State sack, 2 tackles vs. Ole Miss ... 2 sacks, 4 tackles at LSU ... forced 2 fumbles, 1.5 sacks, fumble recovery and 3 tackles at Arkansas ... TFL, 6 tackles, 3 QB hurries at Texas A&M ... 10-yard sack, 5 tackles, 3 QB hurries vs. Georgia ... 5 tackles, 3 QB hurries vs. ULM ... 2 tackles, 3 QB hurries vs. Alabama ... SEC defensive player of week: Arkansas ... Bednarik Award mid-season watch list

2016: Reserve defensive lineman who played behind Carl Lawson at buck ... 26 career tackles ... two solo tackles vs. Clemson ... recovered an LSU fumble ... two tackles vs. ULM ... had three tackles at Mississippi State ... 4-yard sack against Arkansas ... 8-yard sack at Ole Miss ... two QB hurries against Alabama A&M ... two tackles, TFL against Oklahoma in Sugar Bowl

2015: True freshman in the mix at SLB ... first tackle came against Louisville ... TFL, two tackles vs. Jacksonville State ... pair of tackles at LSU ... forced fumble, three tackles at Arkansas ... TFL against Idaho ... sack against Memphis in Birmingham Bowl

HIGH SCHOOL: Talented pass rusher with plenty of tools ... led Coach Verlon Dorminey's Conquerors to a second straight Class 3A state title as a senior ... Under Armour All-America Game ... Florida Times-Union Super 11 ... Class 3A first team all-state ... all-First Coast as a junior and senior ... Scout rated him No. 1

Player Bios

among Florida players ... 247 Sports and ESPN rank him top 10 at his position ... PrepStar top 175 ... also a basketball starter

PERSONAL: Birthday is September 27... son of Jeffery Holland Sr. ... has three siblings, Jalyn, Jeffrey and Jerica ... uncle Carey Holland played basketball for Auburn ... enjoys fishing and riding dirt bikes ... studying in the University College

HOLLAND'S CAREER DEFENSIVE STATS

YEAR	G/GS	TT	UT	AT	TFL-YDS	QBS-YDS	FF/FR	PD	I/YDS
2015	13/0	13	7	6	2.5-12	1.0-8	1/0	0	0/0
2016	13/0	13	10	3	3.0-14	2.0-12	0/1	0	0/0
2017	13/13	43	26	17	12.0-74	9.0-61	4/1	1	0/0
Total	39/13	69	43	26	17.5-100	12.0-81	5/2	1	0/0

HOLLAND'S CAREER GAME HIGH STATS

Tackles.....	5	3x (last: ULM)	11/18/17
TFL.....	2.0	2x (last: at LSU)	10/14/17
Sacks.....	2.0	at LSU	10/14/17
FF.....	2	at Arkansas	10/21/17
FR.....	1	2x (last: at Arkansas)	10/21/17
PBU.....	1	at Clemson	9/9/17

HOLLAND'S GAME-BY-GAME DEFENSIVE STATS

DATE	OPPONENT	TT	UT	AT	TFL-YDS	QBS-YDS
9/5/15	vs. Louisville	1	1	0	0.0-0	0.0-0
9/12/15	JACKSONVILLE STATE	2	1	1	1.0-1	0.0-0
9/19/15	at LSU	2	1	1	0.0-0	0.0-0
9/26/15	MISSISSIPPI STATE	1	1	0	0.0-0	0.0-0
10/3/15	SAN JOSE STATE	0	0	0	0.0-0	0.0-0
10/15/15	at Kentucky	1	0	1	0.0-0	0.0-0
10/24/15	at Arkansas	3	2	1	0.0-0	0.0-0
10/31/15	OLE MISS	0	0	0	0.0-0	0.0-0
11/7/15	at Texas A&M	0	0	0	0.0-0	0.0-0
11/14/15	GEORGIA	1	0	1	0.0-0	0.0-0
11/21/15	IDAHO	1	0	1	0.5-3	0.0-0
11/28/15	ALABAMA	0	0	0	0.0-0	0.0-0
12/30/15	vs. Memphis (Bham)	1	1	0	1.0-8	1.0-8

DATE	OPPONENT	TT	UT	AT	TFL-YDS	QBS-YDS
9/3/16	CLEMSON	2	2	0	0.0-0	0.0-0
9/10/16	ARKANSAS STATE	0	0	0	0.0-0	0.0-0
9/17/16	TEXAS A&M	0	0	0	0.0-0	0.0-0
9/24/16	LSU	0	0	0	0.0-0	0.0-0
10/1/16	ULM	2	2	0	0.0-0	0.0-0
10/8/16	at Mississippi State	3	2	1	0.0-0	0.0-0
10/22/16	ARKANSAS	1	1	0	1.0-4	1.0-4
10/29/16	at Ole Miss	2	1	1	1.0-8	1.0-8
11/5/16	VANDERBILT	0	0	0	0.0-0	0.0-0
11/12/16	at Georgia	1	1	0	0.0-0	0.0-0
11/19/16	ALABAMA A&M	0	0	0	0.0-0	0.0-0
11/28/16	at Alabama	0	0	0	0.0-0	0.0-0
1/2/17	vs. Oklahoma (Sugar)	2	1	1	1.0-2	0.0-0

DATE	OPPONENT	TT	UT	AT	TFL-YDS	QBS-YDS
9/2/17	* GA SOUTHERN	5	4	1	2.0-16	1.0-8
9/9/17	* at Clemson	4	2	2	0.5-5	0.5-5
9/16/17	* MERCER	2	2	0	1.0-2	0.0-0
9/23/17	* at Missouri	1	1	0	1.0-8	1.0-8
9/30/17	* MISSISSIPPI STATE	2	2	0	1.0-7	1.0-7
10/7/17	* OLE MISS	2	2	0	1.0-9	1.0-9
10/14/17	* at LSU	4	3	1	2.0-7	2.0-7
10/21/17	* at Arkansas	3	2	1	1.5-7	1.5-7
11/4/17	* at Texas A&M	6	3	3	1.0-3	0.0-0
11/11/17	* GEORGIA	5	1	4	1.0-10	1.0-10
11/18/17	* ULM	5	2	3	0.0-0	0.0-0
11/25/17	* ALABAMA	2	1	1	0.0-0	0.0-0
12/2/17	* vs. Georgia (SEC)	2	1	1	0.0-0	0.0-0



MIKE #64
HORTON OL
 6-4 • 318 • So. • 1L
 Atlanta, Ga. (Lakeside)
 Engineering

2017: Started seven games at left guard this season ... missed the LSU and Arkansas games with injury

2016: Backup offensive lineman ... sixth offensive lineman in jumbo package ... saw first college action against Clemson ... played in 12 games

2015: Redshirted ... Academic Top Tiger and SEC first-year Academic Honor Roll

HIGH SCHOOL: Imposing offensive lineman for Coach Heath Hinton ... first team Class 6A all-region 2 ... Semper Fi All-American Bowl ... 247 Sports ranks him among 60 top prospects in Georgia ... No. 23 overall OG by ESPN ... No. 6 OG prospect in Georgia by Scout ... PrepStar all-South ... also a basketball and track and field letterman

PERSONAL: Birthday is October 7 ... son of Catherine Horton ... studying in the College of Engineering



NOAH #19
IGBINOGHENE WR
 5-11 • 186 • Fr. • HS
 Trussville, Ala. (Hewitt-Trussville)
 Science & Mathematics

2017: Speedy true freshman who contributes on returns ... first reception came against Georgia Southern ... 3 catches gained 24 yards vs. Mercer ... two kick returns of 26 and 23 yards vs. Mississippi State ... 70-yard kickoff return vs. Ole Miss

HIGH SCHOOL: Speedy wide receiver for Coach Josh Floyd and the Hewitt-Trussville Huskies ... had more than 1,700 all-purpose yards and 18 TD in 12 games his senior year ... all-USA Today Alabama first team ... ASWA Class 7A all-state first team ... Alabama-Mississippi All-Star Game ... top 60 wide receiver according to ESPN, 247 Sports and Rivals ... a top 25 receiver by Scout ... top 25 player from Alabama via ESPN, top 15 Alabama player as evaluated by 247 Sports, Scout and Rivals ... also ran track in high school

PERSONAL: Birthday is November 27 ... son of Faith and Festus Igbinooghene ... parents were Olympic track athletes ... has two siblings, Michael and Hope ... studying in the College of Science and Mathematics

IGBINOGHENE'S CAREER RECEIVING STATS

YEAR	G/GS	NO	YDS	AVG	TD	LP/OPPONENT
2017	13/0	6	24	4.0	0	--

IGBINOGHENE'S CAREER GAME HIGH STATS

Receptions	3	Mercer	9/16/17
Rec. Yards.....	24	Mercer	9/16/17
Rec. Long.....	14	Mercer	9/16/17
Rush Attempts	1	Ga Southern	9/2/17
Rush Yards.....	11	Ga Southern	9/2/17
Rush Long.....	11	Ga Southern	9/2/17
Kick Ret	3	ULM	11/18/17
Kick Ret Yards...	87	Ole Miss	10/7/17
Kick Ret Long....	70	Ole Miss	10/7/17

Player Bios

IGBINOGHENE'S GAME-BY-GAME RECEIVING STATS

DATE	OPPONENT	REC	YDS	Avg.	TD	TD YDS
9/2/17	GA SOUTHERN	1	-1	-1.0	0	--
9/9/17	at Clemson	0	0	0.0	0	--
9/16/17	MERCER	3	24	8.0	0	--
9/23/17	at Missouri	1	-2	-2.0	0	--
9/30/17	MISSISSIPPI STATE	1	3	3.0	0	--
10/7/17	OLE MISS	0	0	0.0	0	--
10/14/17	at LSU	0	0	0.0	0	--
10/21/17	at Arkansas	0	0	0.0	0	--
11/4/17	at Texas A&M	0	0	0.0	0	--
11/11/17	GEORGIA	0	0	0.0	0	--
11/18/17	ULM	0	0	0.0	0	--
11/25/17	ALABAMA	0	0	0.0	0	--
12/2/17	vs. Georgia (SEC)	0	0	0.0	0	--

IGBINOGHENE'S GAME-BY-GAME RETURN STATS

DATE	OPPONENT	PR/YDS	TD	KR/YDS	TD
9/2/17	GA SOUTHERN	0/0	0	0/0	0
9/9/17	at Clemson	0/0	0	1/16	0
9/16/17	MERCER	0/0	0	0/0	0
9/23/17	at Missouri	0/0	0	1/21	0
9/30/17	MISSISSIPPI STATE	0/0	0	2/49	0
10/7/17	OLE MISS	0/0	0	2/87	0
10/14/17	at LSU	0/0	0	2/39	0
10/21/17	at Arkansas	0/0	0	1/29	0
11/4/17	at Texas A&M	0/0	0	2/38	0
11/11/17	GEORGIA	0/0	0	1/11	0
11/18/17	ULM	0/0	0	3/56	0
11/25/17	ALABAMA	0/0	0	2/31	0
12/2/17	vs. Georgia (SEC)	0/0	0	1/20	0



DARIUS #78
JAMES OL
 6-4 • 324 • Sr. • 1L
 Killeen, Texas (Harker Heights)
 Liberal Arts

CAREER: Played in 31 career games at Auburn and Texas with 21 starts
2017: Returning starter at right tackle ... left the Mercer game with injury ...
 Preseason: 3rd team all-SEC (Phil Steele)
2016: Starting offensive tackle ... played in all 13 games ... began season as back-up to Austin Golson at left tackle ... starter at left tackle last eight games beginning with ULM ... played in first four games as extra offensive lineman
2015: Sat out after transferring from Texas
BEFORE AUBURN (Texas): Played in six games, starting two at right tackle, in 2014 ... appeared as a reserve against North Texas, UCLA, Kansas and Kansas State ... earned his first career start against Baylor and helped the offense rush for 190 yards ... also started vs. Oklahoma ... missed the West Virginia game due to a knee injury and was ruled out for the remainder of the season November 17 ... redshirted the 2013 campaign

HIGH SCHOOL: Coached by Mike Mullins at Harker Heights ... 2013 Under Armour All-America Game ... played in only two games as a senior due to injury, however played five positions, including center, offensive tackle, offensive guard, defensive tackle and defensive end ... rated No. 1 center in the nation by ESPN, MaxPreps and Rivals ... rated as top offensive guard in the nation by 247Sports ... No. 77 on PrepStar Magazine's Dream Team ... No. 10 OL by Dave Campbell's Texas Football ... Austin American-Statesman Feb 55 ... first-team 5A all-state as a junior ... 2011 U.S. Air Force Junior All-America team ... named all-district on both offense and defense ... recorded 70 pancakes and 67 knockdowns ... also played basketball and participated in track and field

PERSONAL: Birthday is November 30 ... has three siblings: Davante, Tamia and Tanise ... began playing football at age 14 ... active in community service ... studying in the College of Liberal Arts



ALEC #92
JACKSON DL
 6-5 • 280 • Fr. • HS
 Montgomery, Ala. (Jefferson Davis)
 Science & Math

2017: Has not seen any game action

HIGH SCHOOL: Big-bodied defensive lineman for Coach Lee Carter and the Jefferson Davis Volunteers ... credited with six sacks, 60 tackles, nine TFL his senior season ... finished with 138 career tackles, 13.5 sacks, and three fumble recoveries ... Alabama-Mississippi All-Star Game ... all-USA Today Alabama first team ... ASWA Class 7A all-state second team ... top 75 defensive lineman according to 247 Sports and a top 50 defensive lineman by ESPN and Scout ... top 40 in-state defensive lineman by ESPN and 247 Sports ... top three Alabama defensive lineman by Scout ... also ran track ... Mu Alpha Theta mathematics honorary

PERSONAL: Birthday is December 8 ... son of Teresa Lee and Michael Jackson ... has three siblings, Adarius, Adrianna and DeAdra ... cousin of former Auburn quarterback Jeremy Johnson ... accomplished bowler ... studying in the College of Science and Mathematics



PAUL #10
JAMES III DL
 6-3 • 260 • Jr. • JC
 Miami, Fla. (Copiah-Lincoln CC)
 University College

2017: In the mix at buck ... 2 QB hurries vs. Mercer ... 2 tackles vs. Mississippi State ... pair of tackles vs. Ole Miss ... 2 tackles at Arkansas ... A-Day spring game defensive MVP

2016: Played in three games before suffering season-ending knee injury ... PBU against Clemson in first Auburn action ... solo tackle against Arkansas State ... TFL, two tackles, one sack vs. Texas A&M ... suffered a season-ending injury before the LSU game

JUNIOR COLLEGE: Talented edge rusher ... 47 tackles, 14 sacks (fifth in NJ-CAA), 22 TFL at Copiah-Lincoln for Coach Glenn Davis ... NJCAA Region 23 Defensive Most Valuable Player, MACJC Most Valuable Defensive Lineman, first-team all-state ... played 2014 season at Illinois, appearing in four games

HIGH SCHOOL: All-Dade County, second-team Florida 5A all-state selection for Coach Daryle Heidelberg at Norland High, helping the Vikings to the 2012 state title ... also played baseball

PERSONAL: Son of Niquita Wooden and Paul James Jr. ... has five siblings: Vin-

Player Bios

quita, Peter, Sydney, Niklia and Deja ... uncle Prentice James played football at Hofstra ... birthday is August 4 ... studying in the University College

P. JAMES' CAREER DEFENSIVE STATS

YEAR	G/GS	TT	UT	AT	TFL-YDS	QBS-YDS	FF/FR	PD	I/YDS
2014	4/0	1	0	1	0.0-0	0.0-0	0/0	0	0/0
2014 season - Illinois									
2016	3/0	3	3	0	1.0-6	0.0-0	0/0	1	0/0
2017	9/0	9	5	4	1.0-1	0.0-0	0/0	0	0/0
TOTAL	16/0	13	8	5	2.0-7	0.0-0	0/0	1	0/0

P. JAMES' CAREER GAME HIGH STATS

Tackles.....	2 5x (last: at Arkansas)	10/21/17
TFL.....	1.0 2x (last: ULM)	11/18/17
PBU.....	1 Clemson	9/3/16

P. JAMES' GAME-BY-GAME DEFENSIVE STATS

DATE	OPPONENT	TT	UT	AT	TFL-YDS	QBS-YDS
9/3/16	CLEMSON	0	0	0	0.0-0	0.0-0
9/10/16	ARKANSAS STATE	1	0	1	0.0-0	0.0-0
9/17/16	TEXAS A&M	2	0	2	1.0-6	0.0-0
9/24/16	LSU				DID NOT PLAY	
10/1/16	ULM				DID NOT PLAY	
10/8/16	at Mississippi State				DID NOT PLAY	
10/22/16	ARKANSAS				DID NOT PLAY	
10/29/16	at Ole Miss				DID NOT PLAY	
11/5/16	VANDERBILT				DID NOT PLAY	
11/12/16	at Georgia				DID NOT PLAY	
11/19/16	ALABAMA A&M				DID NOT PLAY	
11/28/16	at Alabama				DID NOT PLAY	
12/2/17	vs. Oklahoma (Sugar)				DID NOT PLAY	

DATE	OPPONENT	TT	UT	AT	TFL-YDS	QBS-YDS
9/2/17	GA SOUTHERN	2	2	0	0.0-0	0.0-0
9/9/17	at Clemson	0	0	0	0.0-0	0.0-0
9/16/17	MERCER	0	0	0	0.0-0	0.0-0
9/23/17	at Missouri	0	0	0	0.0-0	0.0-0
9/30/17	MISSISSIPPI STATE	1	1	0	0.0-0	0.0-0
10/7/17	OLE MISS	2	0	2	0.0-0	0.0-0
10/14/17	at LSU	0	0	0	0.0-0	0.0-0
10/21/17	at Arkansas	1	1	0	0.0-0	0.0-0
11/4/17	at Texas A&M				DID NOT PLAY	
11/11/17	GEORGIA				DID NOT PLAY	
11/18/17	ULM	1	1	0	1.0-1	0.0-0
11/25/17	ALABAMA				DID NOT PLAY	
12/2/17	vs. Georgia (SEC)				DID NOT PLAY	



JAUNTA'VIUS #62
JOHNSON DL
 6-2 • 324 • So. • RS
 Lincoln, Ala. (Lincoln)
 University College

2017: Backup defensive lineman ... Saw action against Mississippi State

2016: Missed season due to injury

2015: Redshirted ... Academic Top Tiger

HIGH SCHOOL: Imposing defensive line prospect ... led Coach Brad Wallace's Golden Bears to the region championship ... Class 4A ASWA HM all-state ... ranked among the top 35 at his position by Rivals and Scout ... PrepStar all-South

PERSONAL: Birthday is October 23 ... son of Miesha Johnson and Johnny Carmichael ... has a sister, Makayla Johnson, and a brother, Kenneth Smith ... studying in the University College



KERRYON #21
JOHNSON RB
 6-0 • 212 • Jr. • 2L
 Huntsville, Ala. (Madison Academy)
 Education

CAREER: Played in 36 games with 18 starts ... 3,548 career all-purpose yards ... 2,423 career rushing yards ... 11 career 100-yard games ... career kick return average of 25.12 yards is seventh-best at Auburn

2017: Versatile tailback and return man ... SEC offensive player of the year ... second team All-America (FWAA, AP, SI.com, AFCA, Sporting News) ... first team all-SEC (coaches, AP, Phil Steele) ... Doak Walker Award semifinalist ... leads the SEC in rushing (120.0 ypg), scoring (10.4 ppg) and all-purpose yards (137.1/gm) ... seventh in nation with 17 rush TD this season ... leads SEC with 19 total TD ... passed 1,000-yard mark for season vs. Georgia ... 2,423 career rushing yards (12th in Auburn history), 32 total TD ... 11 career 100-yard games ... 7 career multiple TD games ... 136 yards rushing in the first half against Georgia Southern, with a career-long 60-yard touchdown run ... rushed for 5 touchdowns at Missouri ... 3 TD, 116 yards rushing vs. Mississippi State ... 8 TD in a two-game span is the most by any Auburn player in records back through 1996 ... 3 TD, career-best 204 yards rushing vs. Ole Miss on 28 carries ... 156 yards on career high 31 carries at LSU, 1 TD ... 63 yards rushing 1 TD in first half at Arkansas ... 145 yards at Texas A&M with rushing and receiving TDs ... 167 rushing yards and a career-long 55-yard TD reception vs. Georgia ... 137 yards rushing, 1 TD vs. ULM ... rushed for 104 yards on 30 carries vs. Alabama, with a 1-yard rushing TD and a 3-yard TD pass to Nate Craig-Myers ... played through injury to gain 44 yards on 13 carries in SEC championship ... SEC offensive player of week: Ole Miss, Georgia ... Maxwell Award player of week (Georgia) ... Preseason: Paul Hornung Award watch list, 3rd team all-SEC (SEC coaches, Lindy's, SEC media, CBS Sports)

2016: Starting tailback who is also a kick returner ... 895 rushing yards on season ... played in 12 games with six starts ... 11 rushing touchdowns on season are 18th in Auburn single-season history ... rushed for 94 yards on 23 carries with a 9-yard TD against Clemson ... first career 100-yard game came against Arkansas State, with 124 yards on 18 carries with TD of 47 and 1 yards ... eighth different player to rush for 100 or more yards under Malzahn as Auburn head coach ... 60 yards rushing with a 2-yard TD vs. Texas A&M ... 93 yards rushing, 68 yards receiving vs. LSU ... 146 yards, two TD on 24 carries against ULM ... limited early action at Mississippi State before injury ... 42 yards rushing and two catches for 43 yards at Ole Miss ... 36 yards rushing vs. Vanderbilt ... 99 yards rushing with a TD at Georgia ... 108 yards rushing, one TD against Alabama A&M ... had 33 yards rushing, 32 kick return yards and a one-yard touchdown pass to Jalen Harris against Oklahoma in the Sugar Bowl ... CoSIDA Academic All-District. ... SEC Academic Honor Roll

2015: Played in 13 games with one start as a freshman ... saw first action vs. Louisville ... 9-yard gain was the first play of overtime vs. Jacksonville State ... first career catch was 7 yards vs. JSU ... 129 all-purpose yards at LSU included KO returns of 40, 30 and 28 yards ... 28 yards rushing, 32 yards receiving vs. Mississippi State ... first start came against San José State, gaining 21 yards rushing in wildcat package ... 161 all-purpose yards at Kentucky included 36 rushing, 14 receiving and 111 on four KO returns ... 31 yards rushing, 11 yards receiving at Arkansas ... three catches gained 43 yards at Texas A&M, along with 19 yards rushing and a 21-yard kick return ... 7-yard TD run vs. Georgia ... pair of kick returns gained 65 yards vs. Idaho ... 26-yard kick return vs. Alabama ... 8-yard TD run and 37-yard reception vs. Memphis in Birmingham Bowl ... Academic Top Tiger and SEC first-year Academic Honor Roll

HIGH SCHOOL: Accomplished running back who was the 2015 Alabama Mr. Football ... 1,659 yards, 25 TD as a senior ... Class 3A Super 7 MVP, and set a championship game record scoring six TD ... 5,274 career yards rushing and 109 total TD scored (rush, rec., INT, KR) ... led Coach Eric Cohe's Mustangs to three straight state titles ... MVP of Alabama-Mississippi All-Star Game ... Under Armour All-America Game ... three times ASWA first team all-state ... AL.com A-List ... Gatorade state player of the year ... ranked the No. 1 prospect in Alabama by 247 Sports, Scout and ESPN ... top five RB by ESPN, Rivals, Scout ... Max Preps small school All-America ... PrepStar top 40 ... John Stallworth athlete of the year

Player Bios

award ... also all-state in basketball

PERSONAL: Birthday is June 30 ... son of Natalie Johnson and Kerry Johnson ... has a brother, Kerron, and two sisters, Nyla and Kalonda ... brother plays professional basketball in Europe ... studying in the College of Education

K. JOHNSON'S CAREER RUSHING STATS

YEAR	G/GS	NO	YDS	AVG	TD	LP/OPPONENT
2015	13/1	52	208	4.0	3	19/Arkansas
2016	12/6	182	895	4.9	11	47/Arkansas State
2017	11/11	263	1320	5.0	17	60/Ga Southern
Total	36/18	497	2423	4.9	31	60/Ga Southern

K. JOHNSON'S CAREER RECEIVING STATS

YEAR	G/GS	NO	YDS	AVG	TD	LP/OPPONENT
2015	13/1	14	159	11.4	0	37/Memphis
2016	12/6	17	125	7.4	0	37/Ole Miss
2017	11/11	23	188	8.2	2	55/Georgia
Total	36/18	54	472	8.7	2	55/Georgia

K. JOHNSON'S CAREER GAME HIGH STATS

Rush Attempts ...	32	Georgia	11/11/17
Rush Yards	204	Ole Miss	10/7/17
Rush Long	60	Ga Southern	9/2/17
Rush TDs	5	at Missouri	9/23/17
Receptions	5	at Texas A&M	11/4/17
Receiving Yds....	68	LSU	9/24/16
Rec. Long.....	55	Georgia	11/11/17
Passing Yds	3	Alabama	11/25/17
Passing TD.....	1	2x (last: Alabama)	11/25/17
Kick Ret.	4	at Kentucky	10/15/15
Kick Ret Yds....	111	at Kentucky	10/15/15
Kick Ret Lg.....	40	at LSU	9/19/15
AP Yards	233	Georgia	11/11/17

K. JOHNSON'S GAME-BY-GAME RUSHING STATS

DATE	OPPONENT	ATT	YDS	AVG	TD	TD YDS
9/5/15	vs. Louisville	0	0	0.0	0	--
9/12/15	JACKSONVILLE STATE	2	8	4.0	0	--
9/19/15	at LSU	4	14	3.5	0	--
9/26/15	MISSISSIPPI STATE	5	28	5.6	0	--
10/3/15	* SAN JOSE' STATE	5	21	4.2	0	--
10/15/15	at Kentucky	9	36	4.0	0	6
10/24/15	at Arkansas	7	31	4.4	0	--
10/31/15	OLE MISS	5	7	1.4	0	--
11/7/15	at Texas A&M	3	19	6.3	0	--
11/14/15	GEORGIA	2	10	5.0	1	7
11/21/15	IDAHO	1	3	3.0	0	--
11/28/15	ALABAMA	3	7	2.3	0	--
12/30/15	vs. Memphis (Bham)	6	24	4.0	1	8

DATE	OPPONENT	ATT	YDS	AVG	TD	TD YDS
9/3/16	CLEMSON	23	94	4.1	1	9
9/10/16	* ARKANSAS STATE	18	124	6.9	2	47,1
9/17/16	TEXAS A&M	15	60	4.0	1	2
9/24/16	* LSU	22	93	4.2	0	--
10/1/16	* ULM	24	146	6.1	2	1,2
10/8/16	* at Mississippi State	3	21	7.0	0	--
10/22/16	ARKANSAS					DID NOT PLAY
10/29/16	at Ole Miss	11	42	3.8	2	1,3
11/5/16	VANDERBILT	9	36	4.0	1	3
11/12/16	* at Georgia	22	99	4.5	1	3
11/19/16	* ALABAMA A&M	18	108	6.0	1	2
11/26/16	at Alabama	8	39	4.9	0	--
1/2/17	vs. Oklahoma (Sugar)	9	33	3.7	0	--

DATE	OPPONENT	ATT	YDS	AVG	TD	TD YDS
9/2/17	* GA SOUTHERN	16	136	8.5	1	60
9/9/17	at Clemson					DID NOT PLAY
9/16/17	MERCER					DID NOT PLAY
9/23/17	* at Missouri	18	48	2.7	5	1,2,1,7,1
9/30/17	* MISSISSIPPI STATE	23	116	5.0	3	1,2,1
10/7/17	* OLE MISS	28	204	7.3	3	17,48,5
10/14/17	* at LSU	31	156	5.0	1	4
10/21/17	* at Arkansas	21	63	3.0	1	2
11/4/17	* at Texas A&M	29	145	5.0	1	2
11/11/17	* GEORGIA	32	167	5.2	0	--
11/18/17	* ULM	22	137	6.2	1	8
11/25/17	* ALABAMA	30	104	3.5	1	1
12/2/17	* vs. Georgia (SEC)	13	44	3.4	0	--

K. JOHNSON'S GAME-BY-GAME RECEIVING STATS

DATE	OPPONENT	REC	YDS	AVG	TD	TD YDS
9/5/15	vs. Louisville	0	0	0.0	0	--
9/12/15	JACKSONVILLE STATE	1	7	7.0	0	--
9/19/15	at LSU	3	17	5.7	0	--
9/26/15	MISSISSIPPI STATE	3	32	10.7	0	--
10/3/15	SAM JOSE' STATE	0	0	0.0	0	--
10/15/15	at Kentucky	1	14	14.0	0	--
10/24/15	at Arkansas	1	11	11.0	0	--
10/31/15	OLE MISS	0	0	0.0	0	--
11/7/15	at Texas A&M	3	43	14.3	0	--
11/14/15	GEORGIA	0	0	0.0	0	--
11/21/15	IDAHO	1	-2	-2.0	0	--
11/28/15	ALABAMA	0	0	0.0	0	--
12/30/15	vs. Memphis (Bham)	1	37	37.0	0	--

DATE	OPPONENT	ATT	YDS	AVG	TD	TD YDS
9/3/16	CLEMSON	1	-3	-3.0	0	--
9/10/16	* ARKANSAS STATE	1	7	7.0	0	--
9/17/16	TEXAS A&M	2	-2	-2.0	0	--
9/24/16	* LSU	4	68	17.0	0	--
10/1/16	* ULM	0	0	0.0	0	--
10/8/16	* at Mississippi State	1	-3	-3.0	0	--
10/22/16	ARKANSAS					DID NOT PLAY
10/29/16	at Ole Miss	2	43	21.5	0	--
11/5/16	VANDERBILT	1	3	3.0	0	--
11/12/16	* at Georgia	2	-9	-4.5	0	--
11/19/16	* ALABAMA A&M	2	16	8.0	0	--
11/26/16	at Alabama	0	0	0.0	0	--
1/2/17	vs. Oklahoma (Sugar)	1	5	5.0	0	--

DATE	OPPONENT	REC	YDS	AVG	TD	TD YDS
9/2/17	* GA SOUTHERN	0	0	0.0	0	--
9/9/17	at Clemson					DID NOT PLAY
9/16/17	MERCER					DID NOT PLAY
9/23/17	* at Missouri	2	15	7.5	0	--
9/30/17	* MISSISSIPPI STATE	1	3	3.0	0	--
10/7/17	* OLE MISS	2	23	11.5	0	--
10/14/17	* at LSU	1	1	1.0	0	--
10/21/17	* at Arkansas	2	15	7.5	0	--
11/4/17	* at Texas A&M	5	29	5.8	1	2
11/11/17	* GEORGIA	4	55	13.8	1	55
11/18/17	* ULM	3	14	4.7	0	--
11/25/17	* ALABAMA	3	21	7.0	0	--
12/2/17	* vs. Georgia (SEC)	2	1	0.5	0	--

K. JOHNSON'S GAME-BY-GAME RETURN STATS

DATE	OPPONENT	PR/YDS	TD	KR/YDS	TD	
9/3/16	CLEMSON	0/0	0	0/0	0	
9/10/16	* ARKANSAS STATE	0/0	0	1/13	0	
9/17/16	TEXAS A&M	0/0	0	1/34	0	
9/24/16	* LSU	0/0	0	1/21	0	
10/1/16	* ULM	0/0	0	0/0	0	
10/8/16	* at Mississippi State	0/0	0	1/19	0	
10/22/16	ARKANSAS					DID NOT PLAY
10/29/16	at Ole Miss	0/0	0	1/24	0	
10/5/16	VANDERBILT	0/0	0	3/96	0	
11/12/16	* at Georgia	0/0	0	1/14	0	
11/19/16	* ALABAMA A&M	0/0	0	0/0	0	
11/26/16	at Alabama	0/0	0	1/14	0	
1/2/17	vs. Oklahoma	0/0	0	2/32	0	

Player Bios



TRENT KELLEY #75 OL
6-5 • 280 • Fr. • HS
Phenix City, Ala. (Central)
Architecture

2017: Redshirted
HIGH SCHOOL: Veteran leader on the offensive line for Coach Jamey Dubose at Central High ... played both center and tackle for the Red Devils ... nominated for North-South All-Star Game ... National Honor Society ... most outstanding English student
PERSONAL: Birthday is May 25 ... son of Donnie and Kathy Kelley ... sister Allie plays softball at Columbus State ... studying in the College of Architecture



KALEB KIM #54 OL
6-4 • 293 • So. • 1L
Buford, Ga. (Mill Creek)
Business

2017: Backup center ... Saw action in seven games
2016: Played in three games as a backup center ... saw first career action against Arkansas State
2015: Did not see any game action as a redshirt ... Academic Top Tiger
HIGH SCHOOL: Four-year starter on the offensive line for Coach Shannon Jarvis at Mill Creek High ... team captain who recorded more than 120 pancake blocks with an average grade of 89% ... Class 6A all-state as a junior and senior ... 2014 county lineman of the year ... all-county as a sophomore, junior and senior ... U.S. Army All-American Game ... Atlanta Journal-Constitution Super 11 ... Gwinnett Daily Post Super Six ... ranked No. 5 OL prospect by 247 Sports and Scout ... Georgia top 30 prospects by ESPN, Rivals, 247 Sports ... PrepStar top 200 ... also throws the shot put and discus ... honor student and active in FCA
PERSONAL: Son of John and Cindy Kim ... father played football at Gardner-Webb ... has one sister, Hanna ... birthday is July 31 ... studying in the College of Business



CALEB KING #40 TE
6-3 • 218 • Sr. • 1L
Huntsville, Ala. (Westminster Christian)
Business

2017: Saw action in the ULM game
2016: Played in two games at TE ... saw first career action against ULM ... SEC Academic Honor Roll
HIGH SCHOOL: Team captain for Coach Stephen Hooks at Westminster Christian Academy ... 10 receptions for 150 yards, 3 TD as a junior and senior ... recorded 51 tackles, 4 TFL, 2 sacks, 3 PBU at linebacker ... also lettered in soccer ... member of FCA ... attended Mercer University before coming to Auburn
PERSONAL: Birthday is November 11 ... son of Barry and Laura King ... has two siblings, Ethan and Tyler ... dad played football and baseball at Mars Hill ... studying in the College of Business



GRIFFIN KING #89 WR
5-10 • 180 • So. • 1L
Atlanta, Ga. (Marist School)
Business

2017: Reserve receiver who plays on special teams ... forced a fumble vs. ULM
2016: Backup wide receiver ... played in five games primarily on special teams... had a special teams tackle vs. Alabama A&M
2015: Redshirted; did not see any game action ... Academic Top Tiger
HIGH SCHOOL: Named most valuable back as a senior for Coach Alan Chadwick at the Marist School ... Rising Seniors All-Star Game ... DeKalb Super Seven ... FSI camp MVP ... also a baseball and track letterman
PERSONAL: Birthday is February 15 ... son of Dan and Debra King ... has two siblings, Gray and Savannah ... brother Gray played three seasons at Auburn (2013-15) ... small group leader at church ... studying in the College of Business

KING'S CAREER RECEIVING STATS

YEAR	G/GS	NO	YDS	AVG	TD	LPI/OPPONENT
2016	5/0	0	0	0.0	0	--
2017	10/0	1	0	0.0	0	--
Totals	15/0	1	0	0.0	0	--

KING'S CAREER GAME HIGH STATS

Receptions 1 at Missouri 9/23/17



SAGE LEDBETTER #31 K
6-0 • 181 • RFr. • RS
Auburn, Ala. (Auburn)
Business

2017: Saw first career action against ULM, kicking off in the 4th quarter
2016: Walk-on who has not yet seen action ... SEC first-year Academic Honor Roll
HIGH SCHOOL: Placekicker and punter for Coach Tim Carter at Auburn High ... kicked the longest field goal in Alabama high school history, a 61-yarder against Central High ... MaxPreps All-America ... active in Fellowship of Christian Athletes
PERSONAL: Birthday is August 30 ... son of Marty and Stefanie Ledbetter ... has two siblings, Si and Marlee ... studying in the College of Business

Player Bios



TRAIIVON LEONARD #21
DB
6-0 • 191 • Fr. • HS
West Palm Beach, Fla. (Oxbridge Academy)
Science & Math

2017: True freshman reserve at cornerback ... tackle, PBU vs. Mercer ... 2 solo stops vs. Ole Miss

HIGH SCHOOL: Instinctive defensive back for Coach Brendan Kent at Oxbridge Academy ... had 10 career interceptions and 57 total tackles for the ThunderWolves ... first team all-county and second team all-state ... TCPalm Super 11 ... top 50 defensive back according to ESPN, top 100 via Scout, and top 125 by 247 Sports ... top 150 in Florida by ESPN, 247 Sports ... top 15 defensive back out of Florida by Scout ... also played basketball ... Pathfinder award

PERSONAL: Birthday is December 12 ... son of Barbara Wright and Angela Kock ... has seven siblings: Will, Robin, Angeline, Lane, Daiquon, Amaya and Mary ... enjoys hip-hop beats and video production ... studying in the College of Business

LEONARD'S CAREER DEFENSIVE STATS

YEAR	G/GS	TT	UT	AT	TFL-YDS	QBS-YDS	FF/FR	PD	I/YDS
2017	7/0	5	2	3	0.0-0	0.0-0	0/0	1	0/0

LEONARD'S CAREER GAME HIGH STATS

Tackles	2	Ole Miss	10/7/17
PBU	1	Mercer	9/16/17



TAYSHAWN MANNING #56
DL
6-3 • 320 • Fr. • HS
Apopka, Fla. (Wekiva)
Business

2017: Big-bodied defensive tackle prospect who enrolled in January after taking cancer treatments ... Did not see any game action

HIGH SCHOOL: All-conference defender for Coach Kenard Lang at Wekiva High ... 2015 Florida Class 8A first team all-state ... Central Florida All-Star Game invite ... 247 Sports and ESPN top 75 defensive tackle ... also throws the shot put and discus

PERSONAL: Birthday is May 23 ... son of Nakia and Curtis Manning ... mother played basketball and father played football at Marshall ... has one sister, Eboni ... studying in the College of Business



AIDAN MARSHALL #41
P
5-11 • 163 • Fr. • HS
Winchester, Va. (John Handley)
Business

2017: Took over the punting job week five ... 39.4 season average with 8 inside the 20 ... 36.3 average on 3 punts vs. Mississippi State in his debut, with 2 inside the 20 ... long punt of 70 yards at Texas A&M, the sixth-longest in Auburn history ... 3 of 5 punts inside the 20 vs. Alabama ... SEC freshman of week: Texas A&M

HIGH SCHOOL: Special teams player of the year for Coach John Davis at John Handley High ... first team all-conference and all-region and second team Class 4A all-state ... also played baseball ... honor roll student

PERSONAL: Birthday is June 15 ... son of Tim and Elizabeth Marshall ... father ran track and cross country at Auburn ... has one brother, Nick ... studying in the College of Business

MARSHALL'S CAREER PUNTING STATS

YEAR	G	NO	YDS	AVG	TB	FC	I20	50+	LP/OPPONENT
2017	8	32	1253	39.2	2	14	7	3	70/Texas A&M

MARSHALL'S CAREER GAME HIGH STATS

Punts	6	2x (last: vs. Georgia [SECCG])	10/14/17
Punt Avg	47.5	at Texas A&M	11/4/17
Long Punt	70	at Texas A&M	11/4/17
Inside 20	3	Alabama	11/25/17

MARSHALL'S GAME-BY-GAME PUNTING STATS

DATE	OPPONENT	NO	YDS	AVG	IN20	Long
9/2/17	GA SOUTHERN					DID NOT PLAY
9/9/17	at Clemson					DID NOT PLAY
9/16/17	MERCER					DID NOT PLAY
9/23/17	at Missouri					DID NOT PLAY
9/30/17	MISSISSIPPI STATE	3	109	36.3	2	47
10/7/17	OLE MISS	3	123	41.0	0	43
10/14/17	at LSU	6	240	40.0	0	50
10/21/17	at Arkansas	2	73	36.5	0	39
11/4/17	at Texas A&M	5	237	47.4	1	70
11/11/17	GEORGIA	4	158	39.5	0	51
11/18/17	ULM	4	134	33.5	1	49
11/25/17	ALABAMA	5	179	35.8	3	42
12/2/17	vs. Georgia (SEC)	6	244	40.7	1	49



KAM MARTIN #9
RB
5-10 • 182 • So. • 1L
Port Arthur, Texas (Memorial)
Business

2017: No. 3 tailback ... 749 career rushing yards, 5 rushing TD, 1 receiving TD ... 2 career 100-yard games ... 136 yards rushing against Georgia Southern, with a 36-yard touchdown run ... gained 74 yards at Missouri, with a long run of 47 ... 50 yards on 9 carries vs. Ole Miss ... 13 carries gained 46 yards at Texas A&M ... 83 yards on 12 carries vs. ULM, with 1-yard rushing score and 41-yard TD catch ... Preseason: Earl Campbell Tyler Rose watch list

2016: True freshman running back who also contributed on kick returns ... appeared in 10 games ... saw first career action against Arkansas State, 15 yards rushing and a 10-yard reception ... gained 41 yards on 10 carries vs. ULM ... 51-yard touchdown run against Arkansas; rushed for 80 yards vs. the Razorbacks ... 176

Player Bios

yards rushing in the second half vs. Alabama A&M, with two TD ... performance against AAMU was the second best second-half rushing total in Auburn history ... 176 yards rushing was the fifth-best game for a freshman in Auburn history ... 10th different player to rush for 100 or more yards under Malzahn as Auburn head coach

HIGH SCHOOL: Consensus national top 300 prospect, versatile all-purpose athlete from Memorial High School ... four-year starter for Coach Kenny Harrison ... USA Football U19 national team for 2016 International Bowl in Arlington, Texas ... 2015 Dave Campbell Texas Football Super Team ... amassed more than 3,500 combined rushing and receiving yards and 44 TDs in prep career ... 962 rushing yards and six touchdowns on 143 carries, and 10 receptions for 133 yards as senior ... 2015 first-team all-District 21-6A ... 903 yards, 17 TD junior season; 1,060 yards, 16 TD (sophomore); 319 yards, 4 TD (freshman) ... anchor on 4x200-meter relay team that set national record with time of 1:23.84 at district meet, and later captured 2015 Class 6A state title in event ... ranked among top 25 prospects in Texas by Scout, Lone Star, Dave Campbell and the top-rated running back ... member of the A-B Honor Roll

PERSONAL: Birthday is August 5 ... son of Marion Harris and Howard Harris ... has a sister, Harlee ... cousin Jamaal Charles plays for the Denver Broncos ... active in his church ... studying in the College of Business

MARTIN'S CAREER RUSHING STATS

YEAR	G/GS	NO	YDS	AVG	TD	LPI/OPPONENT
2016	10/0	44	320	7.3	3	51/Arkansas
2017	13/0	68	429	6.3	2	61/Ga Southern
Total	23/0	112	749	6.7	5	61/Ga Southern

MARTIN'S CAREER RECEIVING STATS

YEAR	G/GS	NO	YDS	AVG	TD	LPI/OPPONENT
2016	10/0	2	52	26.0	0	42/Mississippi State
2017	13/0	3	56	18.7	1	41/ULM
Total	23/0	5	108	21.6	1	42/Mississippi State

MARTIN'S CAREER GAME HIGH STATS

Rush Attempts ...	21	Alabama A&M	11/19/16
Rush Yards	176	Alabama A&M	11/19/16
Rush Long	61	Ga Southern	9/2/17
Rush TD	2	Alabama A&M	11/19/16
Receptions	1	5x (last: ULM)	11/18/17
Rec. Yards	42	at Mississippi State	10/8/16
Rec. Long	42	at Mississippi State	10/8/16
Rec. TD	1	ULM	11/18/17
Kick Ret.	1	2x (last: at Clemson)	9/9/17
Kick Ret. Yds	19	at Clemson	9/9/17
Kick Ret. Long ...	19	at Clemson	9/9/17

MARTIN'S GAME-BY-GAME RUSHING STATS

DATE	OPPONENT	ATT	YDS	AVG	TD	TD YDS
9/3/16	CLEMSON					DID NOT PLAY
9/10/16	ARKANSAS STATE	4	15	3.8	0	--
9/17/16	TEXAS A&M	0	0	0.0	0	--
9/24/16	LSU	0	0	0.0	0	--
10/1/16	ULM	10	41	4.1	0	--
10/8/16	at Mississippi State	2	8	4.0	0	--
10/22/16	ARKANSAS	7	80	11.4	1	51
10/29/16	at Ole Miss	0	0	0.0	0	--
11/5/16	VANDERBILT	0	0	0.0	0	--
11/12/16	at Georgia	0	0	0.0	0	--
11/19/16	ALABAMA A&M	21	176	8.4	2	18,17
11/26/16	at Alabama					DID NOT PLAY
1/2/17	vs. Oklahoma (Sugar)					DID NOT PLAY

DATE	OPPONENT	ATT	YDS	AVG	TD	TD YDS
9/2/17	GA SOUTHERN	14	136	9.7	1	36
9/9/17	at Clemson	0	0	0.0	0	--
9/16/17	MERCER	0	0	0.0	0	--
9/23/17	at Missouri	9	74	8.2	0	--
9/30/17	MISSISSIPPI STATE	0	0	0.0	0	--
10/7/17	OLE MISS	9	50	5.5	0	--
10/14/17	at LSU	0	0	0.0	0	--
10/21/17	at Arkansas	1	4	4.0	0	--
11/4/17	at Texas A&M	13	46	3.5	0	--
11/11/17	GEORGIA	2	7	3.5	0	--
11/18/17	ULM	12	83	6.9	1	1
11/25/17	ALABAMA	4	9	2.3	0	--

12/2/17 vs. Georgia (SEC) 4 20 5.0 0 --

MARTIN'S GAME-BY-GAME RECEIVING STATS

DATE	OPPONENT	REC	YDS	AVG	TD	TD YDS
9/3/16	CLEMSON					DID NOT PLAY
9/10/16	ARKANSAS STATE	1	10	10.0	0	--
9/17/16	TEXAS A&M	0	0	0.0	0	--
9/24/16	LSU	0	0	0.0	0	--
10/1/16	ULM	0	0	0.0	0	--
10/8/16	at Mississippi State	1	42	42.0	0	--
10/22/16	ARKANSAS	0	0	0.0	0	--
10/29/16	at Ole Miss	0	0	0.0	0	--
11/5/16	VANDERBILT	0	0	0.0	0	--
11/12/16	at Georgia	0	0	0.0	0	--
11/19/16	ALABAMA A&M	0	0	0.0	0	--
11/26/16	at Alabama					DID NOT PLAY
1/2/17	vs. Oklahoma (Sugar)					DID NOT PLAY

DATE	OPPONENT	REC	YDS	AVG	TD	TD YDS
9/2/17	GA SOUTHERN	1	10	10.0	0	--
9/9/17	at Clemson	1	5	5.0	0	--
9/16/17	MERCER	0	0	0.0	0	--
9/23/17	at Missouri	0	0	0.0	0	--
9/30/17	MISSISSIPPI STATE	0	0	0.0	0	--
10/7/17	OLE MISS	0	0	0.0	0	--
10/14/17	at LSU	0	0	0.0	0	--
10/21/17	at Arkansas	0	0	0.0	0	--
11/4/17	at Texas A&M	0	0	0.0	0	--
11/11/17	GEORGIA	0	0	0.0	0	--
11/18/17	ULM	1	41	41.0	1	41
11/25/17	ALABAMA	0	0	0.0	0	--
12/2/17	vs. Georgia (SEC)	0	0	0.0	0	--



TRAY

#28

MATTHEWS

DB

6-1 • 209 • Sr. • 2L
Newnan, Ga. (Georgia)
Graduate/Education

2017: Returning starter at free safety ... 174 career tackles, 5 career interceptions ... 13-yard fumble recovery and 5 solo tackles at Clemson ... 4 solo stops vs. Mercer ... team-best 6 tackles at Missouri ... interception, 3 tackles vs. Mississippi State ... 5 tackles vs. Ole Miss ... did not play at Arkansas ... 6 tackles at Texas A&M ... TFL, 3 tackles vs. Georgia ... team-high 7 tackles vs. Alabama ... 8 tackles, sack, PBU in SEC championship ... Preseason: Bednarik Award watch list, Reese's Senior Bowl watch list, 2nd team all-SEC (SEC coaches, Lindy's, SEC media, CBS Sports), 3rd team all-SEC (Phil Steele), 4th team all-SEC (Athlon) ... graduate student in education

2016: Auburn's leading tackler with 76 stops while starting every game ... starter at strong safety against Clemson, recording nine tackles ... five tackles and a PBU against Arkansas State ... two solo stops against Texas A&M ... team-best nine tackles vs. LSU ... four tackles vs. ULM ... had seven tackles at Mississippi State ... three tackles against Arkansas ... team-best 11 tackles at Ole Miss ... seven tackles and forced a Vanderbilt fumble ... interception and team-high eight tackles at Georgia, his former school ... had six tackles and a PBU at Alabama ... three tackles in Sugar Bowl vs. Oklahoma

2015: Earned starting nod at strong safety ... transfer from Georgia ... intercepted Louisville's first play from scrimmage, returning it 35 yards ... also had eight tackles vs. the Cardinals ... missed Jacksonville State game with shoulder injury ... five tackles at LSU ... six tackles, TFL vs. Mississippi State ... eight tackles, PBU vs. San José State ... five tackles at Arkansas ... four tackles vs. Ole Miss ... missed Texas A&M, Georgia games with injury ... seven tackles vs. Idaho ... 6-yard interception, two tackles vs. Memphis in Birmingham Bowl

2014: Redshirted due to NCAA transfer regulations ... Academic Top Tiger

2013 (at Georgia): Appeared in eight games, making six starts ... tallied 36 tackles, one interception and one forced fumble in his freshman season ... 12 tackles (10 solo) at No. 7 Auburn ... tallied six tackles, including four solo, vs. No. 6 LSU ... two tackles and an interception vs. North Texas ... eight tackles at No. 8 Clemson

Player Bios

HIGH SCHOOL: High school coach: Mike McDonald ... PrepStar Dream Team 150 ... Rivals, Scout.com, 247 Sports and ESPN four-star prospect ... 2012 Georgia Sports Writers Association All-State Class 6A first-team defense ... 2012 Atlanta Journal-Constitution All-State Class 6A defense ... 6th-ranked prospect in Georgia, No. 7 safety in the nation by Rivals.com ... No. 10 safety in the nation in ESPN's Top 150 ... 247Sports.com No. 13 safety in the country, No. 9 player in Georgia ... Fox Sports NEXT No. 9 safety ... recorded 51 tackles including 2.0 tackles for loss, 528 yards receiving and 42 yards rushing in his senior season at Newnan ... 2013 Army All-American Bowl and Junior Bowl participant ... also a basketball letterman

PERSONAL: Birthday is October 18 ... son of Carlos and Sonya Matthews ... has two siblings, Thaddeus and Ayana ... bachelor's degree from the College of Liberal Arts in December, 2016 ... working toward a master's degree in the College of Education

MATTHEWS' CAREER DEFENSIVE STATS

YEAR	G/GS	TT	UT	AT	TFL-YDS	QBS-YDS	FF/FR	PD	I/YDS	
2013	8/6	36	23	13	1.5-6	0.0-0	1/0	5	1/0	
2014		REDSHIRTED								
2015	10/7	46	26	20	1.5-3	0.0-0	1/0	4	2/41	
2016	13/13	76	43	33	1.0-1	0.0-0	1/0	4	1/0	
2017	12/12	53	33	20	2.0-8	1.0-7	0/1	2	1/0	
Totals	43/38	211	125	86	6.0-18	1.0-7	3/1	15	5/41	

MATTHEWS' CAREER GAME HIGH STATS

Tackles	12	at Auburn	11/16/13
TFL	1.5	Idaho	11/21/15
PBU	2	North Texas	9/21/13
Interceptions	1	5x (last: Mississippi St)	9/30/17
FF	1	3x (last: Vanderbilt)	11/5/16
FR	1	at Clemson	9/9/17

MATTHEWS' GAME-BY-GAME DEFENSIVE STATS

DATE	OPPONENT	TT	UT	AT	PD	INT-YDS
8/31/13	* Clemson	8	4	4	0	0-0
9/7/13	* SOUTH CAROLINA	4	0	4	0	0-0
9/21/13	* NORTH TEXAS	2	1	1	2	1-0
9/28/13	* LSU	6	4	2	1	0-0
10/5/13	at Tennessee					DID NOT PLAY
10/12/13	MISSOURI					DID NOT PLAY
10/19/13	at Vanderbilt					DID NOT PLAY
11/2/13	vs. Florida					DID NOT PLAY
11/9/13	APPALACHIAN STATE	4	4	0	1	0-0
11/16/13	* at Auburn	12	10	2	0	0-0
11/23/13	* KENTUCKY	0	0	0	0	0-0
11/30/13	at Georgia Tech					DID NOT PLAY
1/1/14	vs. Nebraska (Gator)	0	0	0	0	0-0

DATE	OPPONENT	TT	UT	AT	PD	INT-YDS
9/5/15	* vs. Louisville	8	4	4	0	1-35
9/12/15	JACKSONVILLE STATE					DID NOT PLAY
9/19/15	* at LSU	5	1	4	0	0-0
9/26/15	* MISSISSIPPI STATE	6	4	2	0	0-0
10/3/15	* SAN JOSE STATE	8	3	5	1	0-0
10/15/15	* at Kentucky	0	0	0	0	0-0
10/24/15	* at Arkansas	5	3	2	0	0-0
10/31/15	* OLE MISS	4	3	1	0	0-0
11/7/15	at Texas A&M					DID NOT PLAY
11/14/15	GEORGIA					DID NOT PLAY
11/21/15	IDAHO	7	6	1	0	0-0
11/28/15	ALABAMA	0	0	0	0	0-0
12/30/15	vs. Memphis (Bham)	2	1	1	1	1-6

DATE	OPPONENT	TT	UT	AT	PD	INT-YDS
9/3/16	* CLEMSON	9	8	1	0	0-0
9/10/16	* ARKANSAS STATE	5	2	3	1	0-0
9/17/16	* TEXAS A&M	2	2	0	0	0-0
9/24/16	* LSU	9	6	3	1	0-0
10/1/16	* ULM	4	3	1	0	0-0
10/8/16	* at Mississippi State	7	2	5	0	0-0
10/22/16	* ARKANSAS	3	1	2	0	0-0
10/29/16	* at Ole Miss	11	6	5	0	0-0
11/5/16	* VANDERBILT	7	4	3	0	0-0
11/12/16	* at Georgia	8	3	5	0	1-0
11/19/16	* ALABAMA A&M	2	2	0	0	0-0
11/28/16	* at Alabama	6	3	3	1	0-0
1/2/17	* vs. Oklahoma (Sugar)	3	1	2	0	0-0

DATE	OPPONENT	TT	UT	AT	PD	INT-YDS
9/2/17	* GA SOUTHERN	1	0	1	0	0-0
9/9/17	* at Clemson	5	5	0	0	0-0
9/16/17	* MERCER	4	4	0	0	0-0
9/23/17	* at Missouri	6	4	2	0	0-0
9/30/17	* MISSISSIPPI STATE	3	1	2	0	1-0
10/7/17	* OLE MISS	5	1	4	0	0-0
10/14/17	* at LSU	2	1	1	0	0-0
10/21/17	at Arkansas					DID NOT PLAY
11/4/17	* at Texas A&M	6	3	3	0	0-0
11/11/17	* GEORGIA	3	3	0	0	0-0
11/18/17	* ULM	3	1	2	0	0-0
11/25/17	* ALABAMA	7	4	3	0	0-0
12/2/17	* vs. Georgia (SEC)	8	5	3	1	0-0



RICHARD #51
McBRYDE LB
 6-1 • 237 • So. • 1L
 Troy, Ala. (Charles Henderson)
 University College

2017: Backup at sam linebacker ... 4 tackles, TFL at Missouri ... 2 tackles vs. ULM ... 2 tackles in SEC championship

2016: Reserve linebacker and special teams performer ... saw first career action against Arkansas State ... had two tackles against Arkansas ... PBU against Alabama A&M

2015: Redshirted; did not see any game action ... Academic Top Tiger

HIGH SCHOOL: Competitive defensive force for Coach Brad McCoy at Charles Henderson High ... recorded 147 tackles (74 solo, 18 TFL), seven sacks, two PBU, a FG block and a fumble recovery ... Under Armour All-America Game ... Alabama-Mississippi All-Star Game ... USA Today Alabama defensive player of the year ... 2013 ASWA Lineman of the Year and 2014 finalist ... AL.com A-List ... ESPN, 247 Sports and Scout list him among top five prospects in Alabama ... top 20 among OLB by Rivals, ESPN, 247 Sports and Scout ... PrepStar top 100 ... also played basketball, baseball and track ... National Physical Fitness Award

PERSONAL: Son of Brenessa Banks and stepfather Wayne Rodgers ... has two brothers, Nicholas and Meldrick, and three sisters, Albrenica, Courtney and Ashley ... birthday is September 4 ... studying in the University College

MCBRYDE'S CAREER DEFENSIVE STATS

YEAR	G/GS	TT	UT	AT	TFL-YDS	QBS-YDS	FF/FR	PD	I/YDS
2016	10/0	2	2	0	0.0-0	0.0-0	0/0	1	0/0
2017	13/0	12	11	1	2.0-2	0.0-0	0/0	0	0/0
Total	23/0	14	13	1	2.0-2	0.0-0	0/0	1	0/0

MCBRYDE'S CAREER GAME HIGH STATS

Tackles	4	at Missouri	9/23/17
TFL	1.0	2x (last: at LSU)	10/14/17
PBU	1	Alabama A&M	11/19/16

MCBRYDE'S GAME-BY-GAME DEFENSIVE STATS

DATE	OPPONENT	TT	UT	AT	TFL-YDS	QBS-YDS
9/2/17	GA SOUTHERN	0	0	0	0.0-0	0.0-0
9/9/17	at Clemson	0	0	0	0.0-0	0.0-0
9/16/17	MERCER	0	0	0	0.0-0	0.0-0
9/23/17	at Missouri	4	4	0	1.0-1	0.0-0
9/30/17	MISSISSIPPI STATE	1	1	0	0.0-0	0.0-0
10/7/17	OLE MISS	1	1	0	0.0-0	0.0-0
10/14/17	at LSU	1	1	0	1.0-1	0.0-0
10/21/17	at Arkansas	1	1	0	0.0-0	0.0-0
11/4/17	at Texas A&M	0	0	0	0.0-0	0.0-0
11/11/17	GEORGIA	0	0	0	0.0-0	0.0-0
11/18/17	ULM	2	2	0	0.0-0	0.0-0
11/25/17	ALABAMA	0	0	0	0.0-0	0.0-0
12/2/17	vs. Georgia (SEC)	2	1	1	0.0-0	0.0-0

Player Bios



MARQUIS #17
McCLAIN WR
 6-2 • 226 • RFr. • RS
 Crestview, Fla. (Crestview)
 Business

2017: Redshirt freshman receiver ... first reception was 37 yards from Malik Willis vs. Georgia

2016: Redshirted

HIGH SCHOOL: Speedy wide receiver with exceptional hands ... all-Panhandle performer for Coach Tim Hatten at Crestview High ... NWF Daily News Dandy Dozen ... helped the Bulldogs to a district title in basketball ... top 75 receiver by Scout, Rivals, 247 Sports ... also a track letterman in sprints and jumps

PERSONAL: Birthday is September 3 ... son of Ann McClain and Eddie McClain ... parents were both collegiate athletes ... has four brothers, Malik, Tekari, Thomas and Eddie ... versatile musician who plays five instruments ... studying in the College of Business

MCCLAIN'S CAREER RECEIVING STATS

YEAR	G/GS	NO	YDS	AVG	TD	LP/OPPONENT
2017	13/0	1	37	37.0	0	37/Georgia

MCCLAIN'S CAREER GAME HIGH STATS

Receptions	1	Georgia	11/11/17
Rec. Yards	37	Georgia	11/11/17
Rec. Long	37	Georgia	11/11/17



JAYLEN #29
McGRIFF DB
 6-0 • 207 • Jr. • SQ
 Brentwood, Tenn. (Ravenwood)
 Liberal Arts

2017: Did not see any game action

2016: Did not see game action at wide receiver

PRIOR TO AUBURN: Spent the 2014 season at Savannah State ... played in 10 games at wide receiver as a true freshman ... Dean's List ... tallied 12 receptions for 125 yards and one touchdown ... long catch of 25 yards ... TD came against South Carolina State (11/1) ... season-high four receptions vs. North Carolina A&T (11/15)

HIGH SCHOOL: Attended Fork Union (Va.) Military Academy ... nationally ranked among prep school recruits ... played at Ravenwood (Tenn.) High for Coach Joe Rietveld ... also a track letterman ... academic honor roll

PERSONAL: Birthday is October 11 ... son of Karen McGriff and Wesley McGriff ... father was formerly Auburn defensive backs coach; now coaches at Ole Miss ... studying in the College of Liberal Arts



ALEX #25
MEDARY FB
 6-0 • 186 • Fr. • HS
 Orlando, Fla. (Lake Highland Prep)
 Architecture

2017: Did not see any game action

HIGH SCHOOL: Played running back and outside linebacker for Coach Cameron Duke at Lake Highland Preparatory ... also a member of the state champion lacrosse team ... French honor society and National Merit Scholar

PERSONAL: Birthday is January 7 ... son of Irene Medary and Max Medary ... has three siblings, Max, Chris and Branden ... brother Chris played lacrosse for McGill University in Canada ... studying in the College of Architecture



RYAN #61
MENEELY OL
 6-2 • 322 • So. • 1L
 McDonough, Ga. (Eagle's Landing Christian)
 Business

2017: Did not see any game action

2016: Played in two games ... saw first action against ULM ... SEC Academic Honor Roll

2015: Did not see any game action ... Academic Top Tiger and SEC first-year Academic Honor Roll

HIGH SCHOOL: All-state and all-region lineman at Eagle's Landing Christian Academy ... three-year starter for Coach Jonathan Gess ... Chargers were 2012 state champions ... high school teammate of Auburn players Andrew Williams, Josh Shockley and Ben Hood ... also threw the shot put ... honors English

PERSONAL: Birthday is November 26 ... son of Mary and Rob Meneely ... has one brother, Michael ... active in FCA ... studying in the College of Business



MALIK #32
MILLER RB
 5-11 • 225 • RFr. • RS
 Huntsville, Ala. (Madison Academy)
 Education

2017: Reserve tailback ... 40 yards rushing at Missouri ... 17 yards on 3 carries vs. Mississippi State ... 8 carries gained 21 yards vs. Ole Miss ... 22 yards rushing at Arkansas ... recovered a blocked punt for a touchdown at Texas A&M ... 1-yard TD run vs ULM

2016: Played in three games before suffering injury ... first career action came against Arkansas State, gaining 24 yards on seven carries ... 45 yards rushing with a 4-yard TD against ULM ... suffered season-ending injury against ULM

HIGH SCHOOL: Powerful running back with great downhill speed ... all-state running back for Coach Eric CoHu, helping the Mustangs to three consecutive state titles ... 713 yards rushing, 15 TD in eight games as a senior ... second team 3A all-state ... U.S. Army All-American Bowl nominee ... ranked among top 15 prospects in Alabama by Rivals, ESPN, 247 Sports ... also a basketball letterman

PERSONAL: Son of Lemeco and Shatterra Miller ... has one sibling, Meco ... birthday is November 1 ... studying in the College of Education

Player Bios

MILLER'S CAREER RUSHING STATS

YEAR	G/GS	NO	YDS	AVG	TD	LP/OPPONENT
2016	3/0	16	69	4.3	1	14/ULM
2017	12/0	34	135	4.0	1	9/Missouri
Total	15/0	50	204	4.1	2	14/ULM

MILLER'S CAREER GAME HIGH STATS

Rush Attempts 9	2x (last: at Missouri)	9/23/17
Rush Yards 45	ULM	10/1/16
Rush Long 14	ULM	10/1/16
Rush TD 1	2x (last: ULM)	11/18/17
Receptions 1	2x (last: ULM)	11/18/17
Rec. Yards 10	ULM	11/18/17
Rec. Long 10	ULM	11/18/17

MILLER'S GAME-BY-GAME RUSHING STATS

DATE	OPPONENT	ATT	YDS	Avg.	TD	TD YDS
9/3/16	CLEMSON			DID NOT PLAY		
9/10/16	ARKANSAS STATE	7	24	3.4	0	--
9/17/16	TEXAS A&M			DID NOT PLAY		
9/24/16	LSU	0	0	0.0	0	--
10/1/16	ULM	9	45	5.0	1	4
10/8/16	at Mississippi State			DID NOT PLAY		
10/22/16	ARKANSAS			DID NOT PLAY		
10/29/16	at Ole Miss			DID NOT PLAY		
11/5/16	VANDERBILT			DID NOT PLAY		
11/12/16	at Georgia			DID NOT PLAY		
11/19/16	ALABAMA A&M			DID NOT PLAY		
11/26/16	at Alabama			DID NOT PLAY		
1/2/17	vs. Oklahoma (Sugar)			DID NOT PLAY		

DATE	OPPONENT	ATT	YDS	Avg.	TD	TD YDS
9/2/17	GA SOUTHERN	3	15	5.0	0	--
9/9/17	at Clemson	1	0	0.0	0	--
9/16/17	MERCER	0	0	0.0	0	--
9/23/17	at Missouri	9	40	4.4	0	--
9/30/17	MISSISSIPPI STATE	3	17	5.7	0	--
10/7/17	OLE MISS	8	21	2.6	0	--
10/14/17	at LSU	0	0	0.0	0	--
10/21/17	at Arkansas	5	22	4.4	0	--
11/4/17	at Texas A&M	0	0	0.0	0	--
11/11/17	GEORGIA			DID NOT PLAY		
11/18/17	ULM	4	14	3.5	1	1
11/25/17	ALABAMA	0	0	0.0	0	--
12/2/17	vs. Georgia (SEC)	2	6	3.0	0	--



T.D.

#55

MOULTRY

LB

6-2 • 240 • Fr. • HS

Birmingham, Ala. (Jackson-Olin)

Business

2017: True freshman contributing at buck ... 4-yard TFL vs. Mercer ... half-sack at Arkansas ... sack, 3 tackles at Texas A&M ... QB hurry vs. Georgia ... 3 tackles vs. Alabama ... 2 tackles in SEC championship

HIGH SCHOOL: High-motor linebacker who primarily plays on the outside ... MaxPreps first team All-America for Coach Tim Vakakes and the Jackson-Olin Mustangs ... all-USA Today Alabama first team ... ASWA Class 6A all-state first team ... U.S. Army All-American Bowl ... top 300 player according to ESPN, top 125 player by 247 Sports and Scout, and top 100 overall player from Scout ... ESPN top 20 linebacker; Scout and Rivals top 10 LB; 247 Sports third best linebacker in the country ... ESPN top 15, Scout top 10, and 247 Sports and Rivals top five in Alabama ... also played basketball

PERSONAL: Birthday is January 1 ... son of Lakisha Moultry and Michael Grant ... has five siblings: Jacoby, Juan, Deshaun, Lala and Nikki ... enjoys fishing ... studying in the College of Business

MOULTRY'S CAREER DEFENSIVE STATS

YEAR	G/GS	TT	UT	AT	TFL-YDS	QBS-YDS	FF/FR	PD	QBH
2017	12/0	15	11	4	2.5-10	1.5-6	0/0	0	2

MOULTRY'S CAREER GAME HIGH STATS

Tackles 3	2x (last: Alabama)	11/25/17
TFL 1.0	2x (last: at Texas A&M)	11/4/17
Sacks 1.0	at Texas A&M	11/4/17

MOULTRY'S GAME-BY-GAME DEFENSIVE STATS

DATE	OPPONENT	TT	UT	AT	TFL-YDS	QBS-YDS
9/2/17	GA SOUTHERN	1	1	0	0.0-0	0.0-0
9/9/17	at Clemson			DID NOT PLAY		
9/16/17	MERCER	1	1	0	1.0-4	0.0-0
9/23/17	at Missouri	1	1	0	0.0-0	0.0-0
9/30/17	MISSISSIPPI STATE	1	0	1	0.0-0	0.0-0
10/7/17	OLE MISS	1	1	0	0.0-0	0.0-0
10/14/17	at LSU	0	0	0	0.0-0	0.0-0
10/21/17	at Arkansas	1	0	1	0.5-1	0.5-1
11/4/17	at Texas A&M	3	3	0	1.0-5	1.0-5
11/11/17	GEORGIA	0	0	0	0.0-0	0.0-0
11/18/17	ULM	1	1	0	0.0-0	0.0-0
11/25/17	ALABAMA	3	2	1	0.0-0	0.0-0
12/2/17	vs. Georgia (SEC)	2	1	1	0.0-0	0.0-0



JAMES OWENS

#35

MOSS

WR

5-9 • 184 • RFr. • RS

Opelika, Ala. (Opelika)

Business

2017: Did not see any game action

2016: Did not see game action ... SEC first-year Academic Honor Roll

HIGH SCHOOL: Accounted for more than 1,700 yards on offense and 26 touchdowns for Coach Brian Blackmon at Opelika High ... also a basketball letterman

PERSONAL: Birthday is January 13 ... son of Kimberly and Bishop Moss ... has two siblings, Jada and Jakayla ... family members James Owens and LaDarius Owens were Auburn football lettermen ... studying in the College of Business

Player Bios



ROBERT #39
MUSCHAMP FB
 6-1 • 244 • So. • 1L
 Rome, Ga. (Darlington)
 Education

2017: Did not see any game action
2016: Saw first action of career against Alabama A&M
2015: Did not see any game action
HIGH SCHOOL: H-back prospect who played linebacker and tight end for Coach Tommy Atha at the Darlington School ... earned Class AA all-state and first team all-area honors for the Tigers
PERSONAL: Birthday is August 4 ... son of Pat and Sally Muschamp ... has one sibling, Jordan ... uncle is South Carolina head coach Will Muschamp ... studying in the College of Education



JAYVAUGHN #18
MYERS DB
 6-1 • 192 • RFr. • RS
 Dade City, Fla. (Pasco)
 Education

2017: Saw first career game action against ULM
2016: Redshirted
HIGH SCHOOL: Outstanding athlete who collected 18 tackles, two interceptions, and a kickoff return touchdown as a senior for Coach Tom McHugh at Pasco High ... Under Armour All-America Game ... Tampa Bay Times HomeTeam 100 ... No. 23 corner prospect by Scout ... top 50 recruit in Florida by Rivals and 247 Sports ... also ran sprints and long jumped
PERSONAL: Birthday is May 16 ... son of Tara Penix ... has two sisters, Alisha and Robin, and two brothers, Nate and Robert ... brother Nate Craig-Myers is a teammate at Auburn ... studying in the College of Education



PEYTON #63
NANCE OL
 5-11 • 318 • Fr. • HS
 Attala, Ala. (Etowah)
 Engineering

2017: Did not see any game action
HIGH SCHOOL: A Class 5A first team all-state honoree on the offensive line for Coach Drew Noles at Etowah High ... center who earned 2016 Alabama super all-state first team recognition ... National Beta Club, Mu Alpha Theta mathematics honor society ... member of the bass fishing club
PERSONAL: Birthday is July 15 ... son of Joey and Dana Nance ... has two siblings, Britain and Bennett ... enjoys bass fishing ... studying in the College of Engineering



SPENCER #99
NIGH FB
 6-0 • 270 • So. • 1L
 Magnolia, Texas (Magnolia)
 Business

2017: Reserve fullback ... Played in 10 games
2016: Played in three games ... saw first action against Arkansas ... SEC first-year Academic Honor Roll
HIGH SCHOOL: District 19-5A MVP as a junior and senior for Coach Sterling Doty at Magnolia High ... first team all-Houston defensive squad ... Houston Touchdown Club defensive player of the year finalist ... Class 5A state champion as a senior in both shot put and discus ... academic all-state ... Mu Alpha Theta mathematics honorary
PERSONAL: Birthday is January 18 ... son of Sammie and Jeff Nigh ... has one brother, Woodman ... grandfather played at Arkansas ... studying in the College of Business



PACE #87
OZMINT WR
 6-1 • 181 • RFr. • RS
 Glencoe, Ala. (Glencoe)
 Business

2017: Did not see game action
2016: Did not see game action ... SEC first-year Academic Honor Roll
HIGH SCHOOL: Class 3A all-state as a sophomore, junior and senior for Coach Lee Ozmint at Glencoe High ... also a baseball and basketball letterman ... member of Key Club
PERSONAL: Birthday is December 20 ... son of Lee and Leigh Ozmint ... father was his high school coach ... has one brother, Thomas ... studying in the College of Business



JORDYN #15
PETERS DB
 6-1 • 185 • Fr. • HS
 Muscle Shoals, Ala. (Muscle Shoals)
 Business

2017: True freshman playing nickel ... 2 tackles in debut vs. Georgia Southern ... 9-yard sack and forced a fumble at Missouri ... 4 tackles vs. Ole Miss ... 3 tackles at Arkansas ... 2 tackles vs. Georgia ... tackle, PBU vs. Alabama
HIGH SCHOOL: Elusive, hard-hitting safety who played for Coach Scott Basden and the Muscle Shoals Trojans ... all-USA Today Alabama second team ... ASWA Class 6A all-state second team ... Alabama-Mississippi All-Star Game ... top 100 safety according to 247 Sports and Scout, and ESPN top 40 safety ... 247 Sports top 50 player from Alabama, ESPN top 25, Scout fourth best safety in the state ... also a basketball and track and field letterman ... National Honor Society ... Mr. Muscle Shoals High School
PERSONAL: Birthday is May 2 ... son of Natalie Burt and Derrick Peters ... dad played basketball at William and Mary ... has a sister, Aubrey, and three brothers, Jacob, Kady and Connor ... studying in the College of Business

PETERS' CAREER DEFENSIVE STATS

Player Bios

YEAR	G/GS	TT	UT	AT	TFL-YDS	QBS-YDS	FF/FR	PD	I/YDS
2017	13/0	16	7	9	1.0-9	1.0-9	1/0	2	0/0

PETERS' CAREER GAME HIGH STATS

Tackles.....	4 Ole Miss	10/7/17
TFL.....	1.0 at Missouri	9/23/17
Sacks.....	1.0 at Missouri	9/23/17
FF.....	1 at Missouri	9/23/17

PETERS' GAME-BY-GAME DEFENSIVE STATS

DATE	OPPONENT	TT	UT	AT	PD	INT-YDS
9/2/17	GA SOUTHERN	2	0	2	0	0-0
9/9/17	at Clemson	0	0	0	0	0-0
9/16/17	MERCER	1	1	0	0	0-0
9/23/17	at Missouri	2	1	1	0	0-0
9/30/17	MISSISSIPPI STATE	0	0	0	0	0-0
10/7/17	OLE MISS	4	3	1	0	0-0
10/14/17	at LSU	0	0	0	0	0-0
10/21/17	at Arkansas	3	1	2	1	0-0
11/4/17	at Texas A&M	1	0	1	0	0-0
11/11/17	GEORGIA	2	1	1	0	0-0
11/18/17	ULM	0	0	0	0	0-0
11/25/17	ALABAMA	1	0	1	1	0-0
12/2/17	vs. Georgia (SEC)	0	0	0	0	0-0



KAMRYN #36
PETTWAY RB
 6-0 • 235 • Jr. • 2L
 Montgomery, Ala. (Prattville)
 University College

CAREER: Has played in 28 games with 10 starts ... Auburn is 5-0 in games he rushes for more than 150 yards ... ninth different player to rush for 100 or more yards under Malzahn as Auburn head coach

2017: Returning starter at tailback entering the season ... 1,529 career rushing yards (30th in Auburn history), 10 TD ... 8 career 100-yard games ... gained 74 yards on 22 carries at Clemson ... 128 yards rushing vs. Mercer, scoring 3 TD ... 90 yard rushing, 3 TD in second half at Arkansas ... out indefinitely with shoulder injury ... Preseason: Doak Walker Award watch list, Maxwell Award watch list, 2nd team All-America (Athlon, Lindy's, Sporting News), 1st team all-SEC (Athlon, Lindy's, Street & Smith, College Football News), 2nd team all-SEC (SEC coaches, Birmingham News, Phil Steele, SEC media, CBS Sports)

2016: First team all-SEC (coaches, AP, Athlon, Phil Steele) ... played in 10 games with six starts ... led the SEC in rushing at 124.8 ypg during the regular season ... ranked 12th nationally in rushing average ... Doak Walker Award semifinalist ... seven 100-yard games ... first Auburn player since Bo Jackson (1985) to post four consecutive 150-yard games ... 1,224 rushing yards is 13th best season total in Auburn history ... currently ranks 12th on Auburn single season list at 5.86 ypc and sixth at 122.4 ypg ... gained first career carries against Arkansas State and finished with 152 yards rushing on 15 attempts, with a long gain of 64 yards ... rushed for 123 yards on 20 carries with a 1-yard TD run vs. Texas A&M, his first start of the season ... 61 yards rushing vs. LSU ... did not play against ULM ... 169 yards on 39 carries (5th most in AU history) at Mississippi State, scoring three first-half TDs ... 192 yards on 27 carries against Arkansas with 2 TD ... 236 yards with a TD on 30 carries at Ole Miss, the 10th-best rushing game in Auburn history ... passed the 1,000-yard mark with 173 yards on 25 carries vs. Vanderbilt ... did not play vs. ULM, Georgia and Alabama A&M due to injury ... 101 yards rushing on 24 carries vs. Oklahoma in Sugar Bowl ... SEC offensive player of week: Ole Miss ... 27th 1,000-yard rushing season in Auburn history

2015: Rotated at fullback with Chandler Cox ... did not have a carry on the season ... 8-yard KO return at LSU ... starter vs. Mississippi State, Idaho

2014: Redshirted ... Academic Top Tiger ... SEC first-year academic honor roll

HIGH SCHOOL: Strong, physical runner who excels in the weight room ... rushed for 1,402 yards, 17 TD as a senior ... high school coach was Chad Anderson ... Blue-Grey All-American Bowl, Alabama-Mississippi All-Star Game; invited to 2014 U-19 International Bowl ... all-state honorable mention ... also a basketball

letterman and track standout ... Rivals top-ranked fullback, Alabama Top 10 ... 247sports No. 27 RB ... Scout Top 70 RB ... ESPN No. 20 RB ... PrepStar Top 20 RB

PERSONAL: Son of Salina Washington and Orlando Pettway ... has five siblings: Kylar, Amore, Kylan, Ella and Dante ... birthday is December 20 ... wife is Natonya and daughter's name is Kaisley ... studying in the University College ... nickname is "Bubba"

PETTWAY'S CAREER RUSHING STATS

YEAR	G/GS	NO	YDS	AVG	TD	LP/OPPONENT
2015	13/2	0	0	0.0	0	--
2016	10/6	209	1224	5.9	7	64/Arkansas State
2017	5/2	76	305	4.0	6	38/Arkansas
Total	28/10	285	1529	5.4	13	64/Arkansas State

PETTWAY'S CAREER RECEIVING STATS

YEAR	G/GS	NO	YDS	AVG	TD	LP/OPPONENT
2015	13/2	1	12	12.0	0	12/Arkansas
2016	10/6	2	14	7.0	0	9/Mississippi State
2017	5/2	3	32	10.7	0	16/Mercer
Total	28/10	6	58	9.7	0	16/Mercer

PETTWAY'S CAREER GAME HIGH STATS

Rush Attempts ...	39 at Mississippi State	10/8/16
Rush Yards	236 at Ole Miss	10/29/16
Rush Long	64 Arkansas State	9/10/16
Rush TD	3 3x (last: at Arkansas)	9/16/17
Receptions	3 Mercer	9/16/17
Rec. Yards.....	32 Mercer	9/16/17
Rec. Long.....	16 Mercer	9/16/17
Kick Ret	1 at LSU	9/19/15
Kick Ret Yds.....	8 at LSU	9/19/15
Kick Ret Lg.....	8 at LSU	9/19/15
A-P Yds.....	236 at Ole Miss	10/29/16

PETTWAY'S GAME-BY-GAME RUSHING STATS

DATE	OPPONENT	ATT	YDS	Avg.	TD	TD YDS
9/3/16	CLEMSON	0	0	0.0	0	--
9/10/16	ARKANSAS STATE	15	152	10.1	0	--
9/17/16	* TEXAS A&M	20	123	6.1	1	1
9/24/16	LSU	17	61	3.6	0	--
10/1/16	ULM					DID NOT PLAY
10/8/16	at Mississippi State	39	169	4.3	3	1,3,2
10/22/16	* ARKANSAS	27	192	7.1	2	9,23
10/29/16	* at Ole Miss	30	236	7.9	1	41
11/5/16	* VANDERBILT	25	173	6.9	0	--
11/12/16	at Georgia					DID NOT PLAY
11/19/16	ALABAMA A&M					DID NOT PLAY
11/26/16	* at Alabama	12	17	1.4	0	--
1/2/17	* vs. Oklahoma (Sugar)	24	101	4.2	0	--

DATE	OPPONENT	ATT	YDS	Avg.	TD	TD YDS
9/2/17	GA SOUTHERN					DID NOT PLAY
9/9/17	* at Clemson	22	74	3.4	0	--
9/16/17	* MERCER	34	128	3.8	3	4,9,4
9/23/17	at Missouri					DID NOT PLAY
9/30/17	MISSISSIPPI STATE	5	6	1.2	0	--
10/7/17	OLE MISS					DID NOT PLAY
10/14/17	at LSU	4	7	1.8	0	--
10/21/17	at Arkansas	11	90	8.2	3	2,38,11
11/4/17	at Texas A&M					DID NOT PLAY
11/11/17	GEORGIA					DID NOT PLAY
11/18/17	ULM					DID NOT PLAY
11/25/17	ALABAMA					DID NOT PLAY
12/2/17	vs. Georgia (SEC)					DID NOT PLAY

PETTWAY'S GAME-BY-GAME RECEIVING STATS

DATE	OPPONENT	REC	YDS	AVG	TD	TD Yds
9/5/15	vs. Louisville	0	0	0.0	0	--
9/12/15	JACKSONVILLE STATE	0	0	0.0	0	--
9/19/15	at LSU	0	0	0.0	0	--
9/26/15	* MISSISSIPPI STATE	0	0	0.0	0	--
10/3/15	SAN JOSE' STATE	0	0	0.0	0	--
10/15/15	at Kentucky	0	0	0.0	0	--
10/24/15	at Arkansas	1	12	12.0	0	--

Player Bios

10/31/15	OLE MISS	0	0	0.0	0	--
11/7/15	at Texas A&M	0	0	0.0	0	--
11/14/15	GEORGIA	0	0	0.0	0	--
11/21/15	* IDAHO	0	0	0.0	0	--
11/28/15	ALABAMA	0	0	0.0	0	--
12/30/15	vs. Memphis (Bham)	0	0	0.0	0	--

DATE	OPPONENT	ATT	YDS	Avg.	TD	TD YDS
9/3/16	CLEMSON	0	0	0.0	0	--
9/10/16	ARKANSAS STATE	1	5	5.0	0	--
9/17/16	* TEXAS A&M	0	0	0.0	0	--
9/24/16	LSU	0	0	0.0	0	--
10/1/16	ULM			DID NOT PLAY		
10/8/16	at Mississippi State	1	9	9.0	0	--
10/22/16	* ARKANSAS			DID NOT PLAY		
10/29/16	* at Ole Miss	0	0	0.0	0	--
11/5/16	* VANDERBILT	0	0	0.0	0	--
11/12/16	at Georgia			DID NOT PLAY		
11/19/16	ALABAMA A&M			DID NOT PLAY		
11/26/16	* at Alabama	0	0	0.0	0	--
1/2/17	* vs. Oklahoma (Sugar)	0	0	0.0	0	--

DATE	OPPONENT	REC	YDS	Avg.	TD	TD YDS
9/2/17	GA SOUTHERN			DID NOT PLAY		
9/9/17	* at Clemson	0	0	0.0	0	--
9/16/17	* MERCER	3	32	10.7	0	--
9/23/17	at Missouri			DID NOT PLAY		
9/30/17	MISSISSIPPI STATE	0	0	0.0	0	--
10/7/17	OLE MISS			DID NOT PLAY		
10/14/17	at LSU	0	0	0.0	0	--
10/21/17	at Arkansas	0	0	0.0	0	--
11/4/17	at Texas A&M			DID NOT PLAY		
11/11/17	GEORGIA			DID NOT PLAY		
11/18/17	ULM			DID NOT PLAY		
11/25/17	ALABAMA			DID NOT PLAY		
12/2/17	vs. Georgia (SEC)			DID NOT PLAY		



CHASE #50
RITTER LB
5-10 • 205 • Sr. • 1L
Wetumpka, Ala. (Saint James)
Engineering

2017: Did not see any game action

2016: Saw first action of career against Alabama A&M

2015: Joined the Auburn program as a walk-on ... did not see game action

HIGH SCHOOL: All-metro linebacker for Coach Jimmy Perry at Saint James School ... standout on the state championship wrestling team ... also a baseball letterman ... member of National Honor Society with 4.2 GPA

PERSONAL: Birthday is March 23 ... son of Rod and Sarita Ritter ... has one sibling, Chanley ... studying in the College of Engineering



STEPHEN #14
ROBERTS DB
5-11 • 189 • Sr. • 3L
Opelika, Ala. (Opelika)
University College

2017: Starter at strong safety ... 136 career tackles ... 4 tackles, 2 TFL against Georgia Southern ... 3 solo tackles, TFL at Clemson ... 3 tackles, TFL vs. Mercer ... 4 tackles at Missouri ... 5 tackles, TFL, PBU against Mississippi State ... 3 tackles vs. Ole Miss ... team-best 7 tackles at LSU and forced a fumble ... 3 tackles at Arkansas ... 4 tackles, 2 PBU at Texas A&M ... team-best 6 tackles, 2 PBU vs. Georgia ... 5 tackles vs. Alabama ... 3 tackles in SEC championship ... Preseason: Reese's Senior Bowl watch list

2016: Returning starter at strong safety ... 86 career tackles ... played in 12 games ... made three tackles, TFL against Arkansas State ... five tackles vs. Texas A&M ... three tackles vs. ULM ... recorded an interception and five tackles at Mississippi State ... pair of tackles against Arkansas ... career-best nine tackles at Ole Miss ... had eight tackles vs. Vanderbilt ... four tackles at Georgia ... had an interception, TFL, and two tackles vs. Alabama A&M ... eight tackles at Alabama along with career-best 58-yard punt return ... team-best eight tackles against Oklahoma in Sugar Bowl

2015: Late-season starter at safety ... played in every game ... three tackles, PBU at Texas A&M ... first start came against Georgia, recording seven tackles ... six tackles, PBU vs. Idaho ... six tackles vs. Alabama ... two tackles in Birmingham Bowl vs. Memphis

2014: Saw action in 12 games ... first career appearance against San Jose' State ... recorded tackles against the Spartans, Louisiana Tech and Mississippi State ... forced a fumble against Louisiana Tech

HIGH SCHOOL: Prospect with all the tools ... 26 tackles, 14 PBU as a senior; 64 tackles, 11 PBU, 4 interceptions as a junior ... helped the Bulldogs to the 2012 state title game ... high school coach was Brian Blackmon ... Under Armour All-American Game, Alabama-Mississippi All-Star Game ... all-state as a junior and senior, AL.com A-List, O-A News Super 8 ... also a track and baseball letterman ... state long jump champion ... 247sports No. 10 FS, Top 120 overall ... Rivals No. 13 DB, Top 175 nationally ... Scout No. 27 DB ... ESPN No. 8 DB, Top 70 overall ... PrepStar No. 22 DB

PERSONAL: Son of Phyllis Bryant and Samuel Bryant ... has two siblings, Tari-sha and Jared ... his uncle Mike was an Auburn running back ... birthday is January 21 ... studying in the University College

ROBERTS' CAREER DEFENSIVE STATS

YEAR	G/GS	TT	UT	AT	TFL-YDS	QBS-YDS	FF/FR	PD	I/YDS
2014	12/0	3	2	1	0.0-0	0.0-0	1/0	0	0/0
2015	13/4	26	16	10	0.0-0	0.0-0	0/0	3	0/0



IKE #69
POWELL LS
6-3 • 267 • Sr. • 3L
Tifton, Ga. (Tift County)
Education

CAREER: Has appeared in 43 career games

2017: Fourth-year starter at long snapper ... first team all-SEC (Phil Steele) ... snapper for SEC's all-time scoring leading combination ... Preseason: 3rd team All-America (Rubio Snapping), 1st team all-SEC (Phil Steele)

2016: Played in all 13 games as team's long snapper ... SEC Academic Honor Roll

2015: Starting long snapper ... put on scholarship in January ... first team CoSIDA academic all-district and on the ballot for Academic All-America ... SEC Academic Honor Roll and Academic Top Tiger

2014: Appeared in four games as a deep snapper ... saw first career action against Ole Miss ... also snapped against Texas A&M, Georgia and Samford ... Academic Top Tiger ... SEC first-year academic honor roll

HIGH SCHOOL: Experienced long snapper who will join the program as a walk-on ... has been snapping since the seventh grade ... earned first team all-region honors as an offensive lineman ... high school coach was John Reid ... Semper Fidelis All-American Bowl ... top ranked snapper at Kohl's Kicking Camp ... first team Prokicker All-American as a junior and senior ... also a track and field letterman in the shot put and discus ... 247sports No. 6 long snapper ... had the highest GPA on the football squad all four years ... graduated with superior honors

PERSONAL: Son of Nancy Powell and Dave Powell ... has two siblings, Charley and Jocie ... grandfather was a major league baseball pitcher ... birthday is February 6 ... studying in the College of Education

Player Bios

2016	12/8	57	33	24	1.5-3	0.0-0	0/0	4	2/0
2017	13/13	50	30	20	6.0-15	0.0-0	1/0	6	0/0
Total	50/25	136	81	55	7.5-18	0.0-0	2/0	13	2/0

ROBERTS' CAREER GAME HIGH STATS

Tackles.....	9	at Ole Miss	10/29/16
TFL.....	2.0	Ga Southern	9/2/17
PBU.....	2	Georgia	11/11/17
INT.....	1	2x (last: Alabama A&M)	11/19/16
FF.....	1	at LSU	10/14/17
Punt Ret.....	4	Mercer	9/16/17
Punt Ret Yds.....	58	at Alabama	11/26/16
Punt Ret Long.....	58	at Alabama	11/26/16

ROBERTS' GAME-BY-GAME DEFENSIVE STATS

DATE	OPPONENT	TT	UT	AT	PD	INT-YDS
8/30/14	ARKANSAS					DID NOT PLAY
9/6/14	SAN JOSE STATE	1	1	0	0	0-0
9/18/14	at Kansas State	0	0	0	0	0-0
9/27/14	LOUISIANA TECH	1	1	0	0	0-0
10/4/14	LSU	0	0	0	0	0-0
10/11/14	at Mississippi State	1	0	1	0	0-0
10/25/14	SOUTH CAROLINA	0	0	0	0	0-0
11/1/14	at Ole Miss	0	0	0	0	0-0
11/8/14	TEXAS A&M	0	0	0	0	0-0
11/15/14	at Georgia	0	0	0	0	0-0
11/22/14	SAMFORD	0	0	0	0	0-0
11/29/14	at Alabama	0	0	0	0	0-0
1/1/15	Wisconsin (Outback)	0	0	0	0	0-0

DATE	OPPONENT	TT	UT	AT	PD	INT-YDS
9/5/15	vs. Louisville	0	0	0	0	0-0
9/12/15	JACKSONVILLE STATE	0	0	0	0	0-0
9/19/15	at LSU	0	0	0	0	0-0
9/26/15	MISSISSIPPI STATE	0	0	0	0	0-0
10/3/15	SAN JOSE STATE	1	1	0	0	0-0
10/15/15	at Kentucky	0	0	0	0	0-0
10/24/15	at Arkansas	1	0	1	0	0-0
10/31/15	OLE MISS	0	0	0	0	0-0
11/7/15	at Texas A&M	3	1	2	1	0-0
11/14/15	* GEORGIA	7	5	2	0	0-0
11/21/15	* IDAHO	6	5	1	1	0-0
11/28/15	* ALABAMA	6	3	3	1	0-0
12/30/15	* vs. Memphis (Bham)	2	1	1	0	0-0

DATE	OPPONENT	TT	UT	AT	PD	INT-YDS
9/3/16	CLEMSON					DID NOT PLAY
9/10/16	* ARKANSAS STATE	3	2	1	0	0-0
9/17/16	* TEXAS A&M	5	3	2	0	0-0
9/24/16	LSU	0	0	0	0	0-0
10/1/16	ULM	3	2	1	1	0-0
10/8/16	at Mississippi State	5	2	3	1	1-0
10/22/16	ARKANSAS	2	1	1	0	0-0
10/29/16	* at Ole Miss	9	5	4	0	0-0
11/5/16	* VANDERBILT	8	4	4	0	0-0
11/12/16	* at Georgia	4	1	3	0	0-0
11/19/16	* ALABAMA A&M	2	1	1	0	1-0
11/28/16	* at Alabama	8	6	2	0	0-0
1/2/17	* vs. Oklahoma (Sugar)	8	6	2	0	0-0

DATE	OPPONENT	TT	UT	AT	PD	INT-YDS
9/2/17	* GA SOUTHERN	4	1	3	0	0-0
9/9/17	* at Clemson	3	3	0	0	0-0
9/16/17	* MERCER	3	3	0	0	0-0
9/23/17	* at Missouri	4	3	1	0	0-0
9/30/17	* MISSISSIPPI STATE	5	2	3	1	0-0
10/7/17	* OLE MISS	3	2	1	1	0-0
10/14/17	* at LSU	7	2	5	0	0-0
10/21/17	* at Arkansas	3	2	1	0	0-0
11/4/17	* at Texas A&M	4	2	2	2	0-0
11/11/17	* GEORGIA	6	5	1	2	0-0
11/18/17	* ULM	0	0	0	0	0-0
11/25/17	* ALABAMA	5	4	1	0	0-0
12/2/17	* vs. Georgia (SEC)	3	1	2	0	0-0

ROBERTS' GAME-BY-GAME RETURN STATS

DATE	OPPONENT	PR/YDS	TD	KR/YDS	TD	
9/3/16	CLEMSON					DID NOT PLAY
9/10/16	* ARKANSAS STATE	0/0	0	0/0	0	
9/17/16	* TEXAS A&M	0/0	0	0/0	0	

9/24/16	LSU	0/0	0	0/0	0
10/1/16	ULM	0/0	0	0/0	0
10/8/16	at Mississippi State	0/0	0	0/0	0
10/22/16	ARKANSAS	1/8	0	0/0	0
10/29/16	* at Ole Miss	0/0	0	0/0	0
10/5/16	* VANDERBILT	0/0	0	0/0	0
11/12/16	* at Georgia	0/0	0	0/0	0
11/19/16	* ALABAMA A&M	3/32	0	0/0	0
11/26/16	* at Alabama	1/58	0	0/0	0
1/2/17	* vs. Oklahoma (Sugar)	1/2	0	0/0	0

DATE	OPPONENT	PR/YDS	TD	KR/YDS	TD
9/2/17	* GA SOUTHERN	1/6	0	0	0
9/9/17	* at Clemson	1/25	0	0	0
9/16/17	* MERCER	4/31	0	0	0
9/23/17	* at Missouri	1/1	0	0	0
9/30/17	* MISSISSIPPI STATE	2/16	0	0	0
10/7/17	* OLE MISS	2/9	0	0	0
10/14/17	* at LSU	1/4	0	0	0
10/21/17	* at Arkansas	0	0	0	0
11/4/17	* at Texas A&M	1/14	0	0	0
11/11/17	* GEORGIA	1/5	0	0	0
11/18/17	* ULM	0	0	0	0
11/25/17	* ALABAMA	0/0	0	0	0
12/2/17	* vs. Georgia (SEC)	2/14	0	0	0



JACOB #45
ROGERS DB
 5-11 • 205 • RFr. • RS
 Goodwater, Ala. (Benjamin Russell)
 Business

2017: Did not see any game action

2016: Did not see action ... SEC first-year Academic Honor Roll

HIGH SCHOOL: Team captain for Coach Danny Horn at Benjamin Russell High ... recorded 78 tackles, 9 TFL, 13 PBU, 2 interceptions as a senior ... Alex City Outlook first-team all-area ... part of the winningest senior class in school history ... also a four-year baseball letterman and team captain as a senior ... Alabama Baseball Association student-athlete of the year ... Top 10 graduate ... member of Key Club, FCA, SGA, National Honor Society

PERSONAL: Birthday is September 15 ... son of Chris and Fadra Rogers ... has two siblings, Zac and Sarah ... brother Zac plays baseball at Alabama ... member of FCA and Student Alumni Association at Auburn ... studying in the College of Business



NICK #19
RUFFIN DB
 6-0 • 202 • Sr. • 3L
 Duluth, Ga. (St. Pius X)
 Liberal Arts

CAREER: Has played in 46 games with five starts ... 94 career tackles

2017: Veteran safety ... 91 career tackles ... 3 tackles vs. Mississippi State ... team-best 7 tackles, PBU, QB hurry vs. Ole Miss ... 3 tackles at LSU ... 5 tackles at Arkansas ... blocked a Texas A&M punt that was recovered for an Auburn touch-down ... 2 solo stops vs. Texas A&M ... 45-yard interception return for TD, fumble recovery and 2 tackles vs. ULM

2016: Played in 11 games with three starts ... career-best 10 tackles as a starter against Clemson ... two stops against Arkansas State ... TFL, two PBU vs. Texas A&M ... pair of tackles vs. LSU ... three tackles vs. ULM and at Mississippi State ... did not play against Arkansas ... made three solo tackles at Ole Miss ... two stops at

Player Bios

Georgia ... five tackles against Oklahoma in Sugar Bowl

2015: Reserve safety ... two tackles vs. Louisville ... started the Jacksonville State game, recording seven tackles, a PBU and TFL ... three tackles at LSU ... six tackles, two PBU as a starter at Texas A&M ... five tackles vs. Georgia ... three tackles vs. Idaho ... tackle, PBU in Birmingham Bowl vs. Memphis

2014: Appeared in 12 games as a freshman ... made two tackles at Kansas State ... had two more tackles in win over Louisiana Tech ... had first career pass breakup against LSU ... single stops against South Carolina and Texas A&M ... two tackles against Samford ... Academic Top Tiger

HIGH SCHOOL: Defender with numerous skills and leadership capabilities ... totaled 78 tackles, 3 interceptions, 2 forced fumbles for the Golden Lions his senior season earning first team all-state accolades ... 67 tackles, 3 interceptions, 4 forced fumbles as a junior ... high school coach was Paul Standard ... U.S. Army All-American Bowl; invited to 2014 U-19 International Bowl ... also a track letterman ... 247sports No. 8 CB, Top 75 overall ... Rivals No. 11 CB, Top 170 nationally ... Scout No. 18 DB, Top 200 nationally ... ESPN No. 21 DB, Top 150 overall ... PrepStar Top 15 athlete

PERSONAL: Son of Renee Ruffin and Demetrius Ruffin ... his brother Aaron graduated from Brown and attends George Washington law school ... birthday is April 17 ... studying in the College of Liberal Arts

RUFFIN'S CAREER DEFENSIVE STATS

YEAR	G/GS	TT	UT	AT	TFL-YDS	QBS-YDS	FF/FR	PD	I/YDS
2014	12/0	9	5	4	0.0-0	0.0-0	0/0	2	0/0
2015	10/2	27	15	12	0.5-0	0.0-0	0/0	4	0/0
2016	11/3	32	22	10	1.0-4	0.0-0	0/0	3	0/0
2017	13/0	26	17	9	0.0-0	0.0-0	0/1	2	1/45
Total	46/5	94	59	35	1.5-4	0.0-0	0/1	11	1/45

RUFFIN'S CAREER GAME HIGH STATS

Tackles.....	10	Clemson	9/3/16
TFL.....	1.0	Texas A&M	9/17/16
PBU.....	2	2x (last: Texas A&M)	9/17/16
FR.....	1	ULM	11/18/17
Interception.....	1	ULM	11/18/17
Blocked Punt.....	1	at Texas A&M	11/4/17

RUFFIN'S GAME-BY-GAME DEFENSIVE STATS

DATE	OPPONENT	TT	UT	AT	PD	INT-YDS
8/30/14	ARKANSAS	0	0	0	0	0-0
9/6/14	SAN JOSE STATE	0	0	0	0	0-0
9/18/14	at Kansas State	2	1	1	0	0-0
9/27/14	LOUISIANA TECH	2	0	2	0	0-0
10/4/14	LSU	0	0	0	1	0-0
10/11/14	at Mississippi State	0	0	0	0	0-0
10/25/14	SOUTH CAROLINA	1	1	0	0	0-0
11/1/14	at Ole Miss	0	0	0	0	0-0
11/8/14	TEXAS A&M	1	1	0	0	0-0
11/15/14	at Georgia	0	0	0	0	0-0
11/22/14	SAMFORD	2	0	2	0	0-0
11/29/14	at Alabama					DID NOT PLAY
1/1/15	Wisconsin (Outback)	0	0	0	0	0-0

DATE	OPPONENT	TT	UT	AT	PD	INT-YDS
9/5/15	vs. Louisville	2	1	1	0	0-0
9/12/15	* JACKSONVILLE STATE	7	2	5	1	0-0
9/19/15	at LSU	3	2	1	0	0-0
9/26/15	MISSISSIPPI STATE					DID NOT PLAY
10/3/15	SAN JOSE STATE					DID NOT PLAY
10/15/15	at Kentucky					DID NOT PLAY
10/24/15	at Arkansas	0	0	0	0	0-0
10/31/15	OLE MISS	0	0	0	0	0-0
11/7/15	* at Texas A&M	6	3	3	2	0-0
11/14/15	GEORGIA	5	4	1	0	0-0
11/21/15	IDAHO	3	2	1	0	0-0
11/28/15	ALABAMA	0	0	0	0	0-0
12/30/15	vs. Memphis (Bham)	1	1	0	1	0-0

DATE	OPPONENT	TT	UT	AT	PD	INT-YDS
9/3/16	* CLEMSON	10	7	3	0	0-0
9/10/16	ARKANSAS STATE	2	1	1	0	0-0
9/17/16	TEXAS A&M	1	1	0	2	0-0
9/24/16	LSU	2	1	1	0	0-0
10/1/16	* ULM	3	2	1	1	0-0
10/8/16	* at Mississippi State	3	1	2	0	0-0
10/22/16	ARKANSAS					DID NOT PLAY
10/29/16	at Ole Miss	3	3	0	0	0-0

11/5/16	VANDERBILT	0	0	0	0	0-0
11/12/16	at Georgia	2	1	1	0	0-0
11/19/16	ALABAMA A&M					DID NOT PLAY
11/28/16	at Alabama	1	1	0	0	0-0
1/2/17	vs. Oklahoma (Sugar)	5	4	1	0	0-0

DATE	OPPONENT	TT	UT	AT	PD	INT-YDS
9/2/17	GA SOUTHERN	2	1	1	0	0-0
9/9/17	at Clemson	0	0	0	0	0-0
9/16/17	MERCER	1	0	1	0	0-0
9/23/17	at Missouri	1	1	0	0	0-0
9/30/17	MISSISSIPPI STATE	3	1	2	0	0-0
10/7/17	OLE MISS	7	6	1	1	0-0
10/14/17	at LSU	3	1	2	0	0-0
10/21/17	at Arkansas	5	4	1	0	0-0
11/4/17	at Texas A&M	0	0	0	0	0-0
11/11/17	GEORGIA	2	2	0	0	0-0
11/18/17	ULM	2	1	1	0	1-45
11/25/17	ALABAMA	0	0	0	0	0-0
12/2/17	vs. Georgia (SEC)	0	0	0	0	0-0



DONTAVIUS

#95

RUSSELL

DL

6-3 • 310 • Jr. • 2L

Carrollton, Ga. (Carrollton)

Liberal Arts

CAREER: Has played in 39 games with 36 starts ... 112 career tackles

2017: Returning starter at defensive tackle ... 113 career tackles ... had 3 tackles vs. Georgia Southern ... sack at Clemson ... TFL vs. Mercer ... team-best 7 tackles at LSU ... led team with 6 tackles at Arkansas ... 4 tackles at Texas A&M ... 10-yard sack, 4 tackles and a forced fumble vs. Georgia ... 5 tackles, sack, 3.5 TFL vs. ULM ... 4 tackles vs. Alabama ... 6-yard sack in SEC championship ... Preseason: 2nd team all-SEC (SEC coaches), 3rd team all-SEC (SEC media, CBS Sports)

2016: Second-year starter at defensive tackle ... started in every game ... had four tackles against Clemson ... recorded four tackles, three QB hurries against Texas A&M ... pair of tackles vs. ULM ... three tackles, QB hurry at Ole Miss ... six tackles at Georgia ... three stops vs. Alabama A&M ... four tackles against Oklahoma in Sugar Bowl ... SEC Academic Honor Roll

2015: Redshirt freshman starter at defensive tackle ... in first career action, recorded six tackles, 4 QB hurries, 1.5 sack, 2.5 TFL vs. Louisville ... five tackles vs. Jacksonville State ... two stops vs. Mississippi State ... fumble recovery, TFL and five tackles vs. San José State ... two tackles at Kentucky ... seven tackles, TFL at Arkansas ... two tackles at Texas A&M ... three tackles vs. Georgia ... two tackle assists vs. Alabama ... three tackles in Birmingham Bowl vs. Memphis ... nominated for CoSIDA Academic All-America ... SEC Academic Honor Roll and Academic Top Tiger

2014: Redshirted for the Tigers ... Academic Top Tiger ... SEC first-year academic honor roll

HIGH SCHOOL: Physical defender who will clog up the middle ... 62 tackles, 7.5 TFL, 3 sacks as a senior earning first team all-state honors ... helped the Trojans to the 2013 Class 4A state championship game ... high school coach was Rayvan Teague ... Under Armour All-America Game ... also a track and field letterman ... honors graduate ... Scout No. 12 DT, Top 150 nationally ... 247sports No. 12 DT, Top 150 overall ... Rivals No. 13 DT, Top 200 nationally ... ESPN No. 14 DT, Top 200 overall ... PrepStar Top 20 DT

PERSONAL: Son of Latrice Russell and Donald Russell ... has two brothers, Donovan and Donald Jr. ... uncle Dennis Wallace played at Auburn ... birthday is September 18 ... studying in the College of Liberal Arts

RUSSELL'S CAREER DEFENSIVE STATS

YEAR	G/GS	TT	UT	AT	TFL-YDS	QBS-YDS	FF/FR	PD	QBH
2015	13/10	42	14	28	4.5-11	1.5-5	0/1	1	8
2016	13/13	30	12	18	0.0-0	0.0-0	0/0	2	6
2017	13/13	41	21	20	6.5-23	3.0-17	1/0	1	5
Total	39/36	112	44	68	11.0-34	4.5-22	1/1	4	19

Player Bios

RUSSELL'S CAREER GAME HIGH STATS

Tackles.....	7 2x (last: at LSU)	10/14/17
Sacks.....	1.5 vs. Louisville	9/5/15
TFL.....	3.5 ULM	11/18/17
FR.....	1 San Jose' State	10/3/15
PBU.....	1 4x (last: at Missouri)	9/23/17

RUSSELL'S GAME-BY-GAME DEFENSIVE STATS

DATE	OPPONENT	TT	UT	AT	TFL-YDS	QBS-YDS
9/5/15	* vs. Louisville	6	1	5	2.5-8	1.5-5
9/12/15	* JACKSONVILLE STATE	5	3	2	0.0-0	0.0-0
9/19/15	* at LSU	0	0	0	0.0-0	0.0-0
9/26/15	* MISSISSIPPI STATE	2	0	2	0.0-0	0.0-0
10/3/15	* SAN JOSE' STATE	5	2	3	1.0-2	0.0-0
10/15/15	* at Kentucky	2	0	2	0.0-0	0.0-0
10/24/15	* at Arkansas	7	1	6	1.0-1	0.0-0
10/31/15	* OLE MISS	4	3	1	0.0-0	0.0-0
11/7/15	* at Texas A&M	2	0	2	0.0-0	0.0-0
11/14/15	* GEORGIA	3	1	2	0.0-0	0.0-0
11/21/15	* IDAHO	1	0	1	0.0-0	0.0-0
11/28/15	* ALABAMA	2	0	2	0.0-0	0.0-0
12/30/15	* vs. Memphis (Bham)	3	3	0	0.0-0	0.0-0

DATE	OPPONENT	TT	UT	AT	TFL-YDS	QBS-YDS
9/3/16	* CLEMSON	4	2	2	0.0-0	0.0-0
9/10/16	* ARKANSAS STATE	0	0	0	0.0-0	0.0-0
9/17/16	* TEXAS A&M	4	2	2	0.0-0	0.0-0
9/24/16	* LSU	1	0	1	0.0-0	0.0-0
10/1/16	* ULM	2	0	2	0.0-0	0.0-0
10/8/16	* at Mississippi State	1	1	0	0.0-0	0.0-0
10/22/16	* ARKANSAS	1	0	1	0.0-0	0.0-0
10/29/16	* at Ole Miss	3	1	2	0.0-0	0.0-0
11/5/16	* VANDERBILT	0	0	0	0.0-0	0.0-0
11/12/16	* at Georgia	6	1	5	0.0-0	0.0-0
11/19/16	* ALABAMA A&M	3	1	2	0.0-0	0.0-0
11/28/16	* at Alabama	0	0	0	0.0-0	0.0-0
1/2/17	* vs. Oklahoma (Sugar)	5	4	1	0.0-0	0.0-0

DATE	OPPONENT	TT	UT	AT	TFL-YDS	QBS-YDS
9/2/17	* GA SOUTHERN	3	2	1	0.0-0	0.0-0
9/9/17	* at Clemson	1	1	0	0.0-0	0.0-0
9/16/17	* MERCER	1	1	0	1.0-1	0.0-0
9/23/17	* at Missouri	2	1	1	1.0-2	0.0-0
9/30/17	* MISSISSIPPI STATE	1	0	1	0.0-0	0.0-0
10/7/17	* OLE MISS	1	0	1	0.0-0	0.0-0
10/14/17	* at LSU	7	0	7	0.0-0	0.0-0
10/21/17	* at Arkansas	6	5	1	0.0-0	0.0-0
11/4/17	* at Texas A&M	4	2	2	0.0-0	0.0-0
11/11/17	* GEORGIA	4	4	0	1.0-10	1.0-10
11/18/17	* ULM	5	3	2	3.5-6	1.0-1
11/25/17	* ALABAMA	4	1	3	0.0-0	0.0-0
12/2/17	* vs. Georgia (SEC)	2	1	1	1.0-6	1.0-6



PRINCE MICHEAL #72
SAMMONS OL
 6-7 • 292 • RFr. • RS
 Blanchester, Ohio (Cincinnati Hills Christian)
 Business

2017: Saw first career action at Arkansas

2016: Redshirted ... SEC first-year Academic Honor Roll

HIGH SCHOOL: Impressive athletic lineman who excelled on both sides of the ball in high school ... 60 tackles, four sacks as a senior for Coach Eric Taylor ... Cincinnati Enquirer all-area ... Division V defensive player of year ... MaxPreps All-America as junior and senior ... top 25 prospect at his position by 247 Sports, ESPN, Rivals, Scout ... top 10 in Ohio by 247 Sports, ESPN ... USA Today all-state ... also played basketball ... talented soccer player

PERSONAL: Birthday is August 15 ... son of Brandon and Betsy Sammons ... native of Nigeria ... siblings are Ady, Sophia, Micah, Emma, Izuchukuru, Ikechukuru, Christopher, Chinonoso, Chukwuma, Chibuzor and Ogeehukiou ... studying in the College of Business



IAN #43
SHANNON K/P
 6-3 • 222 • So. • 1L
 Marietta, Ga. (Marietta)
 Business

2017: Won the punting job in preseason camp ... averaged 39.8 yards on 14 punts through the first four games ... 5 inside the 20 ... long kick was 49 at Clemson

2016: Backup kicker and punter ... saw first career action against Arkansas State, with two touchbacks on three kickoffs ... punted twice vs. Texas A&M ... 2-3 touchbacks on kickoffs vs. ULM ... kicked off against Alabama A&M ... SEC Academic Honor Roll

2015: Redshirted ... Academic Top Tiger and SEC first-year Academic Honor Roll

HIGH SCHOOL: Top-rated kicking specialist for Coach Scott Burton at Marietta High, helping the Blue Devils to the Class 6A playoffs ... punting average of 40.7 yards with only 22 total return yards allowed ... also holds Marietta High records for longest field goal (51 yards), most FG in season (16), consecutive FG (12) and touchbacks ... kicking coach was Tom Guckian ... Prokicker.com All-America ... all-state, all-region, all-county as junior and senior ... TD Club of Atlanta metro all-stars ... Marietta Daily Journal Dynamite Dozen ... 247 Sports and ESPN list him among their top five kicking prospects ... PrepStar all-South ... also played soccer

PERSONAL: Son of Michael and Celesta Shannon ... brother Innis, sister Ivy and he are triplets ... birthday is February 4 ... studying in the College of Business

SHANNON'S CAREER PUNTING STATS

YEAR	G	NO	YDS	AVG	TB	FC	I20	50+	LP/OPPONENT
2016	5	3	92	30.7	0	2	2	0	37/Alabama A&M
2017	4	14	557	39.8	0	6	5	0	49/Clemson
Total	9	17	649	38.2	0	8	7	0	49/Clemson

SHANNON'S CAREER GAME HIGH STATS

Punts.....	8	at Clemson	9/9/17
Punt Avg.....	42.0	Ga Southern	9/2/17
Long Punt.....	49	at Clemson	9/9/17
Inside 20.....	3	at Clemson	9/9/17

SHANNON'S GAME-BY-GAME PUNTING STATS

DATE	OPPONENT	NO	YDS	AVG	IN20	Long
9/3/16	CLEMSON					DID NOT PLAY
9/10/16	ARKANSAS STATE	0	0	0.0	0	0
9/17/16	TEXAS A&M	2	55	27.5	1	33
9/24/16	LSU					DID NOT PLAY
10/1/16	ULM	0	0	0.0	0	0
10/8/16	at Mississippi State					DID NOT PLAY
10/22/16	ARKANSAS	0	0	0.0	0	0
10/29/16	at Ole Miss					DID NOT PLAY
11/5/16	VANDERBILT					DID NOT PLAY
11/12/16	at Georgia					DID NOT PLAY
11/19/16	ALABAMA A&M	1	37	37.0	1	37
11/26/16	at Alabama					DID NOT PLAY
1/2/17	vs. Oklahoma (Sugar)					DID NOT PLAY

DATE	OPPONENT	NO	YDS	AVG	IN20	Long
9/2/17	GA SOUTHERN	1	42	42.0	0	42
9/9/17	at Clemson	8	324	40.5	3	49
9/16/17	MERCER	2	73	36.5	1	45
9/23/17	at Missouri	3	118	39.3	1	41
9/30/17	MISSISSIPPI STATE					DID NOT PLAY
10/7/17	OLE MISS					DID NOT PLAY
10/14/17	at LSU					DID NOT PLAY
10/21/17	at Arkansas					DID NOT PLAY
11/4/17	at Texas A&M					DID NOT PLAY
11/11/17	GEORGIA					DID NOT PLAY
11/18/17	ULM					DID NOT PLAY
11/25/17	ALABAMA					DID NOT PLAY
12/2/17	vs. Georgia (SEC)					DID NOT PLAY

Player Bios



BAILEY SHARP #66 OL
6-5 • 300 • So. • 1L
Marietta, Ga. (Sprayberry)
Education

2017: Backup at left tackle ... Saw action in three games
2016: Backup offensive lineman ... saw first career action vs. ULM ... played in three games ... SEC Academic Honor Roll
2015: Redshirted ... January enrollee ... Academic Top Tiger
HIGH SCHOOL: Offensive tackle who was team captain for Coach Billy Shackelford at Sprayberry High ... Under Armour All-America Game ... first team Class 5A all-state ... Marietta Daily Journal Dynamite Dozen ... Atlanta Journal-Constitution Super 75 ... Macon Telegraph Top 50 ... also a varsity wrestler for the Yellow-jackets ... 247 Sports top 45 players in Georgia and top 45 offensive tackle prospects ... Scout lists him as a top 45 line prospect ... Rivals top 65 players in Georgia ... ESPN top 25 Georgia players ... PrepStar top 250
PERSONAL: Son of Joe and Stacey Sharp ... dad played football at Southern Miss ... has a brother, Logan ... birthday is August 13 ... studying in the College of Education



JOHN SAMUEL SHENKER #47 TE
6-3 • 235 • Fr. • HS
Albany, Ga. (Colquitt County)
Business

2017: True freshman tight end ... looks to be redshirting
HIGH SCHOOL: Versatile athlete for Coach Rush Propst and the Colquitt County High School Packers ... as a senior, had 30 receptions for 451 yards and two touchdowns ... a top 100 tight end according to 247 Sports and the third best tight end in Georgia via Scout ... first team all-state ... regional special teams player of year ... standout infielder on 2015 and 2016 state champion baseball teams at Deerfield-Windsor ... USA Baseball U17 national team development program roster
PERSONAL: Birthday is September 2 ... son of Tom and Melody Shenker ... father played football at Harding University ... has one brother, Garrison ... enjoys playing golf and fishing ... studying in the College of Business



SAM SHERROD #32 DB
5-11 • 198 • RFr. • RS
Birmingham, Ala. (Briarwood Christian)
Business

2017: Did not see any game action
2016: Did not see action ... SEC first-year Academic Honor Roll
HIGH SCHOOL: Team captain for Coach Fred Yancey at Briarwood Christian ... won the leadership award for the school ... also played lacrosse
PERSONAL: Birthday is August 8 ... son of David and Veronica Sherrod ... has two siblings, Andrew and Ellie ... is an Eagle Scout ... studying in the College of Business



JOSH SHOCKLEY #58 LB
5-10 • 224 • Sr. • 2L
Locust Grove, Ga. (Eagle's Landing Christian)
Business

2017: Reserve linebacker ... Played in two games
2016: Linebacker who contributes on special teams ... played in 12 games this season ... missed the Alabama A&M game with injury
2015: Saw action in three games, all on special teams
2014: Redshirted for the Tigers ... Academic Top Tiger ... SEC first-year academic honor roll
HIGH SCHOOL: The Region 5A co-defensive player of the year at Eagle's Landing Christian Academy, the 2012 state champions and four-time regional champions ... three times earned all-state recognition ... High School Coach: Jonathan Gess ... high school teammate of Auburn defensive lineman Andrew Williams ... honor student
PERSONAL: Birthday is November 17 ... son of Bryan and Amy Shockley ... has five siblings: Gus, Sam, George, Grace and Ava ... studying in the College of Business



DARIUS SLAYTON #81 WR
6-2 • 190 • So. • 1L
Norcross, Ga. (Greater Atlanta Christian)
Business

2017: Veteran receiver ... 24 receptions for 574 yards (23.9 avg.) and 5 TD this season ... 3 receptions against Georgia Southern gaining 43 yards ... 49-yard reception vs. Mississippi State ... 19-yard TD catch from Stidham was one of 2 receptions vs. Ole Miss ... 25-yard reception at LSU ... 146 yards on 4 receptions at Arkansas, including 62-yard TD from Ryan Davis ... 99 yards on two catches at Texas A&M, the long a 53-yard TD from Stidham ... 42-yard TD catch from Stidham vs. Georgia ... 50-yard TD catch vs. ULM ... the first Auburn receiver with a TD catch in four consecutive games since Emory Blake in 2010-11 ... 3 catches vs. Alabama ... 2 receptions in SEC championship
2016: Played in 13 games with 11 starts ... earned his first collegiate start against Clemson ... 15 receptions for 292 yards for season, seventh best among Auburn all-time freshman receivers ... had three catches for 55 yards against Arkansas State ... 36-yard reception from Sean White vs. LSU ... two catches gained 24 yards at Mississippi State ... three catches gained 53 yards at Ole Miss ... 21-yard TD from White vs. Vanderbilt ... three catches gained 41 yards against Alabama A&M ... 56-yard reception from Jeremy Johnson in Sugar Bowl vs. Oklahoma was Auburn's longest pass play of season
2015: Redshirted; did not see any game action
HIGH SCHOOL: Athletic receiving prospect with great ability ... first team Class 2A all-state for Coach Tim Hardy ... all-region at wide receiver and defensive back ... U.S. Army All-American Bowl ... ranked by 247 Sports, ESPN and Scout among the top 15 at his position ... Rivals Georgia top 30 players ... PrepStar top 200 ... state sprint champion at 100m and 200m
PERSONAL: Son of Pamela Slayton and Eddie Slayton ... has a sister, Maileka ... cousin Darrell Crawford played linebacker at Auburn ... birthday is January 12 ... studying in the College of Business

Player Bios

SLAYTON'S CAREER RECEIVING STATS

YEAR	G/GS	NO	YDS	AVG	TD	LPI/OPPONENT
2015		REDSHIRTED				
2016	13/11	15	292	19.5	1	56/Oklahoma
2017	12/8	24	574	23.9	5	62/Arkansas
Total	25/19	39	866	22.2	6	62/Arkansas


SLAYTON'S CAREER GAME HIGH STATS

Receptions	4	at Arkansas	10/21/17
Rec. Yards.....	146	at Arkansas	10/21/17
Rec. Long.....	62	at Arkansas	10/21/17
Rec. TDs.....	1	6x (last: ULM)	11/18/17

SLAYTON'S GAME-BY-GAME RECEIVING STATS

DATE	OPPONENT	REC	YDS	Avg.	TD	TD YDS
9/3/16	* CLEMSON	0	0	0.0	0	--
9/10/16	* ARKANSAS STATE	3	55	18.3	0	--
9/17/16	* TEXAS A&M	0	0	0.0	0	--
9/24/16	* LSU	1	36	36.0	0	--
10/1/16	* ULM	0	0	0.0	0	--
10/8/16	at Mississippi State	2	24	12.0	0	--
10/22/16	* ARKANSAS	0	0	0.0	0	--
10/29/16	* at Ole Miss	3	53	17.6	0	--
11/5/16	* VANDERBILT	2	27	13.5	1	21
11/12/16	at Georgia	0	0	0.0	0	--
11/19/16	* ALABAMA A&M	3	41	13.7	0	--
11/26/16	* at Alabama	0	0	0.0	0	--
12/1/17	* vs. Oklahoma (Sugar)	1	56	56.0	0	--

DATE	OPPONENT	REC	YDS	Avg.	TD	TD YDS
9/2/17	* GA SOUTHERN	3	43	14.3	0	--
9/9/17	at Clemson	0	0	0.0	0	--
9/16/17	MERCER	DID NOT PLAY				
9/23/17	at Missouri	0	0	0.0	0	--
9/30/17	MISSISSIPPI STATE	1	49	49.0	0	--
10/7/17	OLE MISS	2	39	19.5	1	19
10/14/17	* at LSU	1	25	25.0	0	--
10/21/17	* at Arkansas	4	146	36.5	1	62
11/4/17	* at Texas A&M	2	99	49.5	1	53
11/11/17	* GEORGIA	2	43	21.5	1	42
11/18/17	* ULM	4	89	22.3	1	50
11/25/17	* ALABAMA	3	27	9.0	0	--
12/2/17	* vs. Georgia (SEC)	2	14	7.0	0	--



BRADEN

SMITH

6-6 • 303 • Sr. • 3L

Olathe, Kan. (Olathe South)

Education

#71
OL

CAREER: Has appeared in 52 games with 40 consecutive starts since 2014 ... 40 consecutive starts rank first on the team

2017: Returning veteran on offensive line ... first team All-America (AP, SB Nation, CBS Sports) ... second team All-America (Walter Camp, FWAA, SI.com, PFF, AFCA, Sporting News) ... first team all-SEC (coaches, AP, Phil Steele) ... winner of the SEC's Jacobs Blocking Trophy ... team captain ... 52 career games played with 40 consecutive career starts ... starter at right guard in every game ... SEC offensive lineman of week: Texas A&M ... Preseason: Outland Trophy watch list, Reese's Senior Bowl watch list, 1st team All-America (Athlon), 2nd team All-America (Lindy's, AP), 3rd team All-America (PFF), 4th team All-America (Phil Steele), 1st team all-SEC (SEC coaches, Athlon, Lindy's, Street & Smith, Phil Steele, Birmingham News, SEC media, College Football News, CBS Sports, PFF), NFL.com 17 for 17 Freak Athletes, SI.com Workout Warrior

2016: All-America second team (CBS Sports) ... All-America third team (Phil Steele, Sports on Earth) ... all-SEC first team (AP, ESPN, Pro Football Focus, Athlon, Phil Steele) ... second team all-SEC (coaches) ... second-year starter at right guard ... ESPN mid-season All-America ... Preseason: Outland, Rotary Lombardi watch lists ... all-SEC first team (Lindy's, Phil Steele, ESPN), second team (SEC coaches,

Athlon, Birmingham News), third team (SEC media) ... SEC Academic Honor Roll
2015: Started all 13 games, primarily at right guard ... AP second team all-SEC ... starter at right tackle vs. Jacksonville State ... SEC Academic Honor Roll and Academic Top Tiger

2014: Appeared in all 13 games ... all-SEC freshman team ... saw action on both the offensive line and as a tight end in jumbo sets ... first start came in the Outback Bowl vs. Wisconsin ... Academic Top Tiger ... SEC first-year academic honor roll

HIGH SCHOOL: Physically impressive lineman who excels in the weight room and at the line of scrimmage ... 82 pancake blocks on offense, 59 tackles on defense as a two-way starter his senior season ... two-year Buck Buchanan Award finalist (Kansas City metro outstanding lineman) ... high school coach was Jeff Gourley ... KFBFA Top 11, all-state, all-Midlands, three years all-Sunflower League on both sides of the football ... Kansas state shut put and discus champion ... Scout No. 1 OG ... Rivals No. 3 OL, Top 50 nationally ... 247sports No. 7 OG, Top 125 nationally ... ESPN No. 9 OL, Top 130 overall ... MaxPreps All-America

PERSONAL: Son of Jane Smith and David Smith ... father played football and ran track at Kansas ... sister Megan is a thrower at TCU ... birthday is March 25 ... studying in the College of Education



CLARKE

SMITH

6-3 • 226 • RFr. • RS

Leeds, Ala. (Leeds)

Engineering

#53
LS

2017: Did not see any game action

2016: Did not see any game action ... SEC first-year Academic Honor Roll

HIGH SCHOOL: Back-to-back state champions (2014 & 2015) under Coach Keith Etheredge at Leeds High ... three time region champion ... also played golf, basketball, baseball and track and field ... member of National Honor Society, Quill and Scroll, Mu Alpha Theta ... student ambassador at Leeds

PERSONAL: Birthday is April 8 ... son of Anita Carlisle and stepson of Vic Williams ... has two sisters, Whitney and Hannah ... sister Whitney and cousin Carlisle were collegiate athletes ... studying in the College of Engineering



JASON

SMITH

6-1 • 186 • Sr. • 2L

Mobile, Ala. (Mississippi Gulf Coast CC)

University College

#25
DB

CAREER: Has played in 29 games with two starts ... 18 career receptions

2017: Converted wide receiver playing safety for his senior season ... graduate student in education

2016: Wore #4 as a wide receiver ... played in 10 games with one start ... 32-yard catch at Ole Miss ... two catches gained 23 yards vs. Vanderbilt ... 5-yard reception vs. Alabama ... returned first career kickoff against Alabama for 20 yards ... SEC Academic Honor Roll

2015: Converted quarterback now at wide receiver ... first catch came in the Louisville win ... two catches gained 54 yards at Arkansas, long of 46 ... attempted first pass vs. Ole Miss ... two catches and a 24-yard rushing gain at Texas A&M ... 15-yard reception vs. Idaho ... 77-yard touchdown catch from Jeremy Johnson vs. Alabama was Auburn's longest offensive play of season ... caught 11-yard touchdown from Johnson in Birmingham Bowl vs. Memphis

JUNIOR COLLEGE: Quarterback who led Coach Chad Huff's MGCCC Bulldogs to an 8-2 record and No. 7 national ranking ... threw for 1,566 yards, 18 TD during 2014 season ... also rushed for 10 TD

Player Bios



**JARRETT
STIDHAM**

**#8
QB**

6-3 • 214 • So. • TR
Stephenville, Texas (McLennan CC)
Liberal Arts

HIGH SCHOOL: 110-169 passing for 1,566 yards, 19 touchdowns as a senior at McGill-Toolen High for Coach Bart Sessions ... also rushed for 849 yards, 16 TD helping McGill Toolen to an 11-1 record ... MVP of the Alabama-Mississippi All-Star Game playing receiver, with six catches for 134 yards ... Mobile Press-Register Offensive Player of the Year ... ranked No. 15 by Rivals ... No. 32 by Scout ... No. 6 in Alabama, No. 10 WR by 247 Sports ... PrepStar all-Southeast ... all-state in basketball and ran track

PERSONAL: Son of Yolanda Smith and Jason Smith ... birthday is March 29 ... studying in the University College

J. SMITH'S CAREER RECEIVING STATS

YEAR	G/GS	NO	YDS	AVG	TD	LPI/OPPONENT
2015	13/1	13	203	15.6	2	77/Alabama
2016	10/1	4	60	15.0	0	32/Ole Miss
Total	23/2	17	263	15.5	2	

J. SMITH'S CAREER RUSHING STATS

YEAR	G/GS	NO	YDS	AVG	TD	LPI/OPPONENT
2015	13/1	6	37	6.2	1	24/Texas A&M
2016	10/1	1	0	0.0	0	
Total	23/2	7	37	5.3	1	

J. SMITH'S CAREER DEFENSIVE STATS

YEAR	G/GS	TT	UT	AT	TFL-YDS	QBS-YDS	FF/FR	PD	IYDS
2017	8/0	3	0	3	0.0-0	0.0-0	0/0	0	0/0

J. SMITH'S CAREER GAME HIGH STATS

Receptions	2	5x (last: Vanderbilt)	11/5/16
Rec. Yards	82	Alabama	11/28/15
Rec. Long	77	Alabama	11/28/15
Rec. TDs	1	2x (latest vs. Memphis)	12/30/15
Rush Attempts	2	Alabama	11/28/15
Rush Yards	24	at Texas A&M	11/7/15
Rush Long	24	at Texas A&M	11/7/15
Rush TD	1	at Arkansas	10/24/15
Kick Returns	1	at Alabama	11/26/16
KR Yards	20	at Alabama	11/26/16
KR Long	20	at Alabama	11/26/16
AP Yards	85	Alabama	11/28/15
Tackles	2	at Missouri	9/23/17

J. SMITH'S GAME-BY-GAME RECEIVING STATS

DATE	OPPONENT	REC	YDS	AVG	TD	TD Yds
9/5/15	vs. Louisville	1	7	7.0	0	--
9/12/15	JACKSONVILLE STATE	0	0	0.0	0	--
9/19/15	at LSU	1	4	4.0	0	--
9/26/15	MISSISSIPPI STATE	1	6	6.0	0	--
10/3/15	SAN JOSE STATE	0	0	0.0	0	--
10/15/15	at Kentucky	2	13	6.5	0	--
10/24/15	at Arkansas	2	54	27.0	0	--
10/31/15	OLE MISS	0	0	0.0	0	--
11/7/15	at Texas A&M	2	11	5.5	0	--
11/14/15	GEORGIA	0	0	0.0	0	--
11/21/15	IDAHO	1	15	15.0	0	--
11/28/15	* ALABAMA	2	82	41.0	1	77
12/30/15	vs. Memphis (Bham)	1	11	11.0	1	11

DATE	OPPONENT	REC	YDS	Avg.	TD	TD YDS
9/3/16	CLEMSON	0	0	0.0	0	--
9/10/16	ARKANSAS STATE	0	0	0.0	0	--
9/17/16	* TEXAS A&M	0	0	0.0	0	--
9/24/16	LSU	0	0	0.0	0	--
10/1/16	ULM	0	0	0.0	0	--
10/8/16	at Mississippi State			DID NOT PLAY		
10/22/16	ARKANSAS			DID NOT PLAY		
10/29/16	at Ole Miss	1	32	32.0	0	--
11/5/16	VANDERBILT	2	23	11.5	0	--
11/12/16	at Georgia	0	0	0.0	0	--
11/19/16	ALABAMA A&M	0	0	0.0	0	--
11/26/16	at Alabama	1	5	5.0	0	--

2017: Starting quarterback ... SEC newcomer of the year ... first team all-SEC (Phil Steele) ... second team all-SEC (coaches, AP) ... Manning Award and Earl Campbell Tyler Rose Award finalist ... leads the SEC and ranks eighth nationally in completion percentage (66.7, 218-327) ... fifth in SEC, 15th nationally in passing efficiency (154.0) ... 125-186 (.672) in SEC regular season action with an efficiency rating of 169.56 ... ranks second in passing yardage (2,827), first in completions (218) and seventh in touchdown passes (17) among Auburn single-season all-time leaders ... 14-24 passing for 185 yards with 2 TD tosses in his debut against Georgia Southern; also rushed for a 14-yard score against the Eagles ... 13-24 for 79 yards at Clemson; sacked 11 times ... 32-37 for 364 passing yards against Mercer; that 86.5% completion percentage was second best all time by an SEC player with 30 attempts ... 32 attempts second most in Auburn history and set a school record with 18 consecutive completions ... 13-17 passing at Missouri, with long completion of 58 to Kyle Davis and a long TD completion of 57 to Nate Craig-Myers ... 13-16 for 264 yards and 2 TD vs. Mississippi State, with four completions of 47+ yards ... 14-21 vs. Ole Miss for 235 yards with TD of 75 and 19 yards ... 9-26 at LSU for 165 yards, 1 TD ... 19-28 at Arkansas for 218 yards ... 20-27 for 268 yards, 3 TD passing at Texas A&M ... 16-23 vs. Georgia for 214 yards, 3 passing and one rushing TD ... 18-24 for 235 yards, 2 TD passes vs. ULM ... 21-28 vs. Alabama for 237 yards and a 16-yard rushing TD ... opened SEC championship game with 8 consecutive completions, including a 6-yard TD pass to Craig-Myers ... SEC Offensive Player of the Week: Mississippi State, Alabama ... Manning Award Star of Week: Mississippi State, Alabama ... Manning Award mid-season watch list ... Preseason: Maxwell Award watch list, Earl Campbell Tyler Rose watch list, 2nd team all-SEC (Athlon), 3rd team all-SEC (Phil Steele) ... Five-star quarterback transfer who was the nation's top-rated dual-threat signalcaller coming out of the prep ranks ... A-Day spring game offensive MVP

BEFORE AUBURN: ESPN No. 1 JUCO prospect ... student at McLennan Community College during autumn, 2016 ... played 2015 season at Baylor, where he was 75-109 passing for 1,265 yards and 12 TD as a true freshman

HIGH SCHOOL: Three-time all-state selection for Coach Joseph Gillespie at Stephenville (Texas) High ... Under Armour All-American Game ... Elite 11 ... District 3-4A MVP as a junior ... career passing totals of 6,516 yards and 80 TD; career rushing of 1,790 yards and 29 scores ... all-district in basketball and also ran track

PERSONAL: Birthday is August 8 ... son of Rochelle and Juder Stidham ... has two brothers, Juder and Dustin ... enjoys hunting ... studying in the College of Liberal Arts

STIDHAM'S CAREER PASSING STATS

YEAR	G/GS	CMP	ATT	PCT	YDS	INT	TD	LP/OPPONENT
2015	10/3	75	109	68.8	1265	2	12	81/Kansas State
2015 at Baylor								
2017	13/13	218	327	66.7	2827	4	17	75/Ole Miss
Total	23/16	293	436	67.2	4092	6	29	81/Kansas State

STIDHAM'S CAREER RUSHING STATS

YEAR	G/GS	NO	YDS	AVG	TD	LPI/OPPONENT
2015	10/3	36	70	1.9	2	16/Oklahoma State
2015 at Baylor						
2017	13/13	91	178	2.0	4	24/Texas A&M
Total	23/16	127	248	2.0	6	24/Texas A&M

STIDHAM'S CAREER GAME HIGH STATS

Completions	32	Mercer	9/16/17
Pass Att	37	Mercer	9/16/17
Pass Yds	419	at Kansas St	11/5/15
Pass Yd/quarter	136	at Kansas St (2nd)	11/5/15
Pass Long	81	at Kansas St	11/5/15

Player Bios

Pass TD	3	3x (last: Georgia)	11/11/17
Interceptions.....	2	Oklahoma	11/14/15
Rush Att	18	at Clemson	9/9/17
Rush Yds.....	51	Alabama	11/25/17
Rush TD	1	6x (last: Alabama)	11/25/17
Rush Long	24	at Texas A&M	11/4/17
150 Pass Yds.....	14	last: Alabama	11/25/17
300 Pass Yds.....	2	last Mercer	9/16/17

STIDHAM'S GAME-BY-GAME PASSING STATS

DATE	OPPONENT	CMP	ATT	YDS	INT	TD	TD Passes
9/4/15	at SMU	2	2	47	0	1	42
9/12/15	LAMAR	3	4	31	0	0	--
9/26/15	RICE	7	9	89	0	1	8
10/3/15	vs. Texas Tech	1	1	26	0	0	--
10/10/15	at Kansas	9	10	117	0	2	37,30
10/17/15	WEST VIRGINIA	1	1	9	0	1	9
10/24/15	IOWA STATE	1	1	12	0	1	12
11/5/15	* at Kansas State	23	33	419	0	3	55,81,3
11/14/15	* OKLAHOMA	16	27	257	2	2	5,17
11/21/15	* at Oklahoma State	12	21	258	0	1	59
11/27/15	at TCU			DID NOT PLAY			
12/5/15	TEXAS			DID NOT PLAY			
12/29/15	vs. North Carolina			DID NOT PLAY			

DATE	OPPONENT	CMP	ATT	YDS	INT	TD	TD Passes
9/3/17	* GA SOUTHERN	14	24	185	1	2	19,19
9/9/17	* at Clemson	13	24	79	0	0	--
9/16/17	* MERCER	32	37	364	1	0	--
9/23/17	* at Missouri	13	17	218	0	1	57
9/30/17	* MISSISSIPPI STATE	13	16	264	0	2	7,47
10/7/17	* OLE MISS	14	21	235	0	2	75,19
10/14/17	* at LSU	9	26	165	0	1	49
10/21/17	* at Arkansas	19	28	218	1	0	--
11/4/17	* at Texas A&M	20	27	268	0	3	2,53,4
11/11/17	* GEORGIA	16	23	214	0	3	42,32,55
11/18/17	* ULM	18	24	235	1	2	50,41
11/25/17	* ALABAMA	21	28	237	0	0	--
12/2/17	* vs. Georgia (SEC)	16	32	145	0	1	6

STIDHAM'S GAME-BY-GAME RUSHING STATS

DATE	OPPONENT	ATT	YDS	Avg.	TD	TD YDS
9/4/15	at SMU	1	-6	-6.0	0	--
9/12/15	LAMAR	3	0	0.0	1	13
9/26/15	RICE	3	15	5.0	0	--
10/3/15	vs. Texas Tech	0	0	0.0	0	--
10/10/15	at Kansas	0	0	0.0	0	--
10/17/15	WEST VIRGINIA	3	14	4.7	0	--
10/24/15	IOWA STATE	2	3	1.5	0	--
11/5/15	* at Kansas State	7	1	0.1	1	1
11/14/15	* OKLAHOMA	10	7	1.4	0	--
11/21/15	* at Oklahoma State	7	36	5.1	0	--
11/27/15	at TCU			DID NOT PLAY		
12/5/15	TEXAS			DID NOT PLAY		
12/29/15	vs. North Carolina			DID NOT PLAY		

DATE	OPPONENT	ATT	YDS	Avg.	TD	TD YDS
9/2/17	* GA SOUTHERN	9	17	1.9	1	14
9/9/17	* at Clemson	18	-42	-2.3	0	--
9/16/17	* MERCER	7	23	3.3	0	--
9/23/17	* at Missouri	5	35	7.0	0	--
9/30/17	* MISSISSIPPI STATE	4	-12	-3.0	0	--
10/7/17	* OLE MISS	1	-6	-6.0	0	--
10/14/17	* at LSU	6	11	1.8	0	--
10/21/17	* at Arkansas	4	49	12.3	1	15
11/4/17	* at Texas A&M	7	27	3.9	0	--
11/11/17	* GEORGIA	7	3	0.4	1	7
11/18/17	* ULM	2	-3	-1.5	0	--
11/25/17	* ALABAMA	12	51	4.2	1	16
12/2/17	* vs. Georgia (SEC)	9	25	2.8	0	--



TYLER #29
STOVALL H
 6-0 • 213 • Sr. • 3L
 Hokes Bluff, Ala. (Hokes Bluff)
 Business

CAREER: Has appeared in 52 games as holder ... oldest player in the SEC; turned 28 on December 27

2017: Four-year starting holder ... CoSIDA academic all-America ... Mortell Award semifinalist ... holder for SEC record 195 consecutive PAT converted and SEC all-time scoring total 465 kick points ... graduate student in business ... CoSIDA academic all-district

2016: Third season as holder for field goals and extra points ... has played in every game in 2016 ... CoSIDA Academic All-District ... SEC Academic Honor Roll

2015: Second year as starting holder ... Academic All-America nominee ... SEC Academic Honor Roll and Academic Top Tiger

2014: Appeared in all 13 games as a holder ... SEC Academic Honor Roll and Academic Top Tiger

2013: Did not see varsity action while redshirting for the SEC Champions ... SEC First-Year Academic Honor Roll

BASEBALL: Second round selection of the Atlanta Braves in the 2008 major league draft ... left-handed pitcher in the Braves' organization from 2008-11 ... moved to Kansas City Royals' organization in 2011

HIGH SCHOOL Alabama Sports Writers Association Class 3A all-state punter for Coach Mike Robertson at Hokes Bluff ... Alabama Mr. Baseball for 2008 ... set state records for career wins (54) and strikeouts (683) ... class valedictorian

PERSONAL: Birthday is December 27 ... wife's name is Kristi ... son of Brian and Holly Stovall ... has one brother Brian and one sister Katie ... earned a bachelor's degree in business in May, 2017 ... doing graduate work in the College of Business ... Chi Alpha Sigma honor society



ELI #12
STOVE WR
 6-0 • 183 • So. • 1L
 Niceville, Fla. (Niceville)
 Engineering

2017: In the mix as a starting wide receiver ... 3 receptions against Georgia Southern for 22 yards ... 4 catches gained 45 yards vs. Mercer ... gained 56 yards rushing on 3 carries at Missouri ... 105 all-purpose yards vs. Mississippi State, with a 30-yard run and receptions of 57 and 18 yards ... 3 catches vs. Ole Miss ... 3 catches at Arkansas and a 45-yard rush, his longest of the season ... 4 catches gained 40 yards at Texas A&M, where he scored on a 4-yard rush ... 4 catches and rushed for 55 yards on 4 carries vs. Georgia ... 26-yard reception in SEC championship

2016: Appeared in 12 games as a true freshman with six starts ... 23 receptions for 224 yards for season ... 23 catches are sixth most by an Auburn freshman all-time ... saw first action against Arkansas State ... gained 20 yards on two catches vs. ULM ... 78-yard TD run on first play of Arkansas game was 16th-longest run in AU history and third-longest by a freshman ... finished with 94 yards on three carries against the Razorbacks ... five catches for 37 yards at Ole Miss ... two receptions vs. Vanderbilt and at Georgia ... had three receptions against Alabama A&M ... 55-yard reception from John Franklin III at Alabama was Auburn's longest completion of the regular season ... team-best four receptions in Sugar Bowl against Oklahoma for 39 yards

HIGH SCHOOL: Elusive receiver with career receiving totals of 1,878 yards on 136 catches with 22 TD for Coach John Hicks at Niceville High, helping the Eagles to the regional finals ... 978 all-purpose yards and 11 TD as a senior ... Under

Player Bios

Armour All-America Game ... first team Class 6A all-state and NWF Daily News all-area and Dandy Dozen ... Rivals and ESPN rate him among top 15 WR prospects ... also a track letterman

PERSONAL: Birthday is January 21 ... son of Langston and Felicia Stove ... has two brothers, Zac and Jon ... musician who plays several instruments ... studying in the College of Engineering

STOVE'S CAREER RECEIVING STATS

YEAR	G/GS	NO	YDS	AVG	TD	LPI/OPPONENT
2016	12/6	23	224	9.7	0	55/Alabama
2017	13/6	28	264	9.4	0	57/Mississippi St
Total	25/12	51	488	9.6	0	57/Mississippi St

STOVE'S CAREER RUSHING STATS

YEAR	G/GS	NO	YDS	AVG	TD	LPI/OPPONENT
2016	12/6	11	131	11.9	1	78/Arkansas
2017	13/6	27	292	10.8	1	45/Arkansas
Total	25/12	38	423	11.1	2	78/Arkansas

STOVE'S CAREER GAME HIGH STATS

Rush Attempts3	Arkansas	10/22/16
Rush Yds94	Arkansas	10/22/16
Rush Long78	Arkansas	10/22/16
Rush TD1	2x (last: at Texas A&M)	11/4/17
Receptions5	at Ole Miss	10/29/16
Rec. Yds87	at Alabama	11/26/16
Rec. Long57	Mississippi State	9/30/17
A-P Yards106	Arkansas	10/22/16

STOVE'S GAME-BY-GAME RECEIVING STATS

DATE	OPPONENT	REC	YDS	AVG	TD	TD YDS
9/3/16	CLEMSON					DID NOT PLAY
9/10/16	ARKANSAS STATE	0	0	0.0	0	--
9/17/16	TEXAS A&M	0	0	0.0	0	--
9/24/16	LSU	0	0	0.0	0	--
10/1/16	ULM	2	20	10.0	0	--
10/8/16	at Mississippi State	0	0	0.0	0	--
10/22/16	* ARKANSAS	1	12	12.0	0	--
10/29/16	* at Ole Miss	5	37	7.4	0	--
11/5/16	VANDERBILT	2	9	4.5	0	--
11/12/16	* at Georgia	2	13	6.5	0	--
11/19/16	* ALABAMA A&M	3	7	2.3	0	--
11/26/16	* at Alabama	4	87	21.8	0	--
1/2/17	* vs. Oklahoma (Sugar)	4	39	9.8	0	--

DATE	OPPONENT	REC	YDS	AVG	TD	TD YDS
9/2/17	* GA SOUTHERN	3	22	7.3	0	--
9/9/17	* at Clemson	0	0	0.0	0	--
9/16/17	MERCER	4	45	11.3	0	--
9/23/17	at Missouri	1	3	3.0	0	--
9/30/17	MISSISSIPPI STATE	2	75	37.5	0	--
10/7/17	* OLE MISS	3	17	5.7	0	--
10/14/17	at LSU	0	0	0.0	0	--
10/21/17	at Arkansas	3	6	2.0	0	--
11/4/17	at Texas A&M	4	40	10.0	0	--
11/11/17	* GEORGIA	4	14	3.5	0	--
11/18/17	* ULM	2	16	8.0	0	--
11/25/17	ALABAMA	1	0	0.0	0	--
12/2/17	* vs. Georgia (SEC)	1	26	26.0	0	--

STOVE'S GAME-BY-GAME RUSHING STATS

DATE	OPPONENT	ATT	YDS	AVG	TD	TD YDS
9/3/16	CLEMSON					DID NOT PLAY
9/10/16	ARKANSAS STATE	0	0	0.0	0	--
9/17/16	TEXAS A&M	0	0	0.0	0	--
9/24/16	LSU	1	0	0.0	0	--
10/1/16	ULM	2	20	10.0	0	--
10/8/16	at Mississippi State	0	0	0.0	0	--
10/22/16	* ARKANSAS	3	94	31.3	1	78
10/29/16	* at Ole Miss	1	-2	-2.0	0	--
11/5/16	VANDERBILT	1	-1	-1.0	0	--
11/12/16	* at Georgia	1	12	12.0	0	--
11/19/16	* ALABAMA A&M	0	0	0.0	0	--
11/26/16	* at Alabama	0	0	0.0	0	--
1/2/17	* vs. Oklahoma (Sugar)	2	8	4.0	0	--

DATE	OPPONENT	ATT	YDS	AVG	TD	TD YDS
9/2/17	* GA SOUTHERN	2	7	3.5	0	--
9/9/17	* at Clemson	1	6	6.0	0	--
9/16/17	MERCER	0	0	0.0	0	--
9/23/17	at Missouri	3	56	18.7	0	--
9/30/17	MISSISSIPPI STATE	1	30	30.0	0	--
10/7/17	* OLE MISS	2	36	18.0	0	--
10/14/17	at LSU	3	15	5.0	0	--
10/21/17	at Arkansas	1	45	45.0	0	--
11/4/17	at Texas A&M	3	10	3.3	1	4
11/11/17	* GEORGIA	4	55	13.8	0	--
11/18/17	* ULM	2	5	2.5	0	--
11/25/17	ALABAMA	2	8	4.0	0	--
12/2/17	* vs. Georgia (SEC)	3	19	6.3	0	--



KEENAN #42
SWEENEY FB
 6-0 • 237 • Sr. • 1L
 Snellville, Ga. (Brookwood)
 Science and Mathematics

2017: Reserve fullback ... Saw action in five games

2016: Saw action in three games ... first snaps of career came against Arkansas State ... SEC Academic Honor Roll

2015: Did not see any game action ... SEC Academic Honor Roll and Academic Top Tiger

2014: Redshirted for the Tigers ... Academic Top Tiger ... SEC first-year academic honor roll

HIGH SCHOOL: High School Coach: Mark Crews ... two-year starter for the Broncos ... Gwinnett County player of the week ... Gwinnett County all-star game participant ... also a state finalist in swimming ... honors graduate

PERSONAL: Birthday is December 29 ... son of John and Patricia Sweeney ... dad was a fullback at Notre Dame ... has six siblings: Allyson, Conor, Aidan, Devan, Tegan and Reagan ... Allyson swam for Texas A&M, Conor swam at Georgia, Aidan swam at Georgia and at Notre Dame, and Devan swims at Missouri ... studying in the College of Science and Mathematics in a pre-med track with plans to do graduate work in exercise science and attend medical school



BILL #60
TAYLOR LS
 6-3 • 227 • Fr. • HS
 Northport, Ala. (American Christian Academy)
 Architecture

2017: Backup long snapper ... looks to be redshirting

HIGH SCHOOL: Athletic long snapper who played for Coach Chris Smelley at American Christian Academy ... five-star prospect rated No. 2 nationally by Kohl's Kicking ... four-year starter for the Patriots ... National Honor Society president ... AB Honor Roll ... Tuscaloosa Forerunners leadership organization

PERSONAL: Birthday is August 28 ... son of Rafe and Cynthia Taylor ... dad was a long snapper and linebacker at Alabama ... has three siblings, Olivia, Trent and Mary Madison ... studying in the College of Architecture

Player Bios



DANIEL THOMAS #24
DB
5-11 • 203 • So. • 1L
Montgomery, Ala. (Robert E. Lee)
Business

2017: Strong safety contributor who often plays nickel ... 3 career interceptions ... interception, PBU, 2 tackles against Georgia Southern ... 3 tackles vs. Mercer ... 4 tackles and a fumble recovery at Missouri ... 5 tackles, PBU against Mississippi State ... 5 tackles vs. Ole Miss ... 6 tackles at LSU ... 4 tackles at Arkansas

2016: SEC all-freshman second team (Athlon) ... true freshman defensive back who played in 11 games ... saw first action against Arkansas State ... had one tackle vs. ULM ... two tackles at Mississippi State ... tackle at Ole Miss ... led team with five tackles, 1.5 TFL against Alabama A&M ... two interceptions in Alabama game, along with six tackles ... first Auburn freshman with two picks in a game since 2009 season ... first start came in Sugar Bowl against Oklahoma

HIGH SCHOOL: Speedy safety who recorded 87 tackles, five TFL, seven interceptions, two interception TD and three punt return TD as a senior for Coach Tyrone Rogers at Robert E. Lee High ... first team all-metro ... second team ASWA Class 7A all-state ... top 100 position prospect by Scout, 247 Sports ... National Honor Society ... also played basketball, track and tennis

PERSONAL: Birthday is July 1 ... son of Regina and Stanley Thomas ... has three brothers, Davy, Mario and Joshua ... studying in the College of Business

THOMAS' CAREER DEFENSIVE STATS

YEAR	G/GS	TT	UT	AT	TFL-YDS	QBS-YDS	FF/FR	PD	I/YDS
2016	11/1	16	10	6	1.5-2	0.0-0	0/0	3	2/29
2017	13/1	32	18	14	0.0-0	0.0-0	0/1	4	1/0
Total	24/2	48	28	20	1.5-2	0.0-0	0/1	7	3/29

THOMAS' CAREER GAME HIGH STATS

Tackles.....	6 2x (last: at LSU)	10/14/17
TFL.....	1.5 Alabama A&M	11/19/16
PBU.....	1 4x (last: at LSU)	10/14/17
Interceptions.....	2 at Alabama	11/26/16
FR.....	1 at Missouri	9/23/17

THOMAS' GAME-BY-GAME DEFENSIVE STATS

DATE	OPPONENT	TT	UT	AT	PD	INT-YDS
9/3/16	CLEMSON					DID NOT PLAY
9/10/16	ARKANSAS STATE	0	0	0	1	0-0
9/17/16	TEXAS A&M					DID NOT PLAY
9/24/16	LSU	0	0	0	0	0-0
10/1/16	ULM	1	0	1	0	0-0
10/8/16	at Mississippi State	2	1	1	0	0-0
10/22/16	ARKANSAS	0	0	0	0	0-0
10/29/16	at Ole Miss	1	0	1	0	0-0
11/5/16	VANDERBILT	0	0	0	0	0-0
11/12/16	at Georgia	0	0	0	0	0-0
11/19/16	ALABAMA A&M	5	4	1	0	0-0
11/28/16	at Alabama	6	5	1	0	2-29
12/17	* vs. Oklahoma (Sugar)	1	0	1	0	0-0

DATE	OPPONENT	TT	UT	AT	PD	INT-YDS
9/2/17	GA SOUTHERN	2	1	1	1	1-0
9/9/17	at Clemson	0	0	0	0	0-0
9/16/17	MERCER	3	2	1	0	0-0
9/23/17	at Missouri	4	2	2	0	0-0
9/30/17	MISSISSIPPI STATE	5	4	1	1	0-0
10/7/17	OLE MISS	5	3	2	0	0-0
10/14/17	at LSU	6	4	2	1	0-0
10/21/17	* at Arkansas	4	2	2	0	0-0
11/4/17	at Texas A&M	0	0	0	0	0-0
11/11/17	GEORGIA	0	0	0	0	0-0
11/18/17	ULM	1	0	1	0	0-0
11/25/17	ALABAMA	1	0	1	0	0-0
12/2/17	vs. Georgia (SEC)	1	0	1	0	0-0



TRE' THREAT #18
TE
6-1 • 244 • So. • 1L
Mobile, Ala. (Spanish Fort)
Education

2017: Reserve tight end converted from linebacker ... Saw action in four games

2016: Reserve linebacker and key special teams performer ... played in every game ... saw first career action against Clemson on special teams ... recorded three tackles, TFL against Alabama A&M

HIGH SCHOOL: Hard-hitting tackler who can play inside or out ... two-year all-county and second team all-state ... recorded 252 tackles, 26 TFL, 12 sacks, 29 QB hurries, 3 forced fumbles, 4 fumble recoveries, 1 interception and scored two defensive touchdowns for Coach Ben Blackmon at Spanish Fort High ... Toros were 15-0 and won 6A state title ... Under Armour All-America Game ... USA Today, MaxPreps All-America ... Rivals top 15 ILB ... ESPN top 20 OLB ... USA Today all-state ... also a baseball and track letterman ... active in Fellowship of Christian Athletes

PERSONAL: Son of Wendy Smith and Shantee' Threat ... has two siblings, Aaron and Kaylie ... birthday is October 21 ... studying in the College of Education

THREAT'S CAREER DEFENSIVE STATS

YEAR	G/GS	TT	UT	AT	TFL-YDS	QBS-YDS	FF/FR	PD	I/YDS
2016	12/0	3	2	1	1.0-4	0.0-0	0/0	0	0/0
2017	4/0	0	0	0	0.0-0	0.0-0	0/0	0	0/0
Total	16/0	3	2	1	1.0-4	0.0-0	0/0	0	0/0

THREAT'S CAREER GAME HIGH STATS

Tackles.....	3 Alabama A&M	11/19/16
TFL.....	1.0 Alabama A&M	11/19/16



C.J. TOLBERT #48
RB
5-7 • 187 • Jr. • TR
Dadeville, Ala. (Harding)
Education

2017: Reserve tailback who also contributes on special teams ... has played in three games

2016: Ineligible as a transfer student-athlete

PREVIOUS SCHOOL: Spent two seasons at Harding University in Arkansas ... played in three games in 2015

HIGH SCHOOL: Class 4A finalist for Alabama Mr. Football for Coach Richard White at Dadeville High ... first team Class 4A all-state ... 1,115 yards and 16 TD passing, 1,543 yards and 27 TD rushing as a senior ... 2013 Opelika-Auburn News breakout player of the year ... also a basketball and baseball letterman ... played quarterback at Harding University after high school

PERSONAL: Birthday is July 26 ... son of Christopher and Vanessa Tolbert ... has one sister, Kristen ... father played baseball at AUM and mother played softball at Enterprise State ... studying in the College of Education

Player Bios



AUSTIN #68
TROXELL OL
 6-6 • 292 • Fr. • HS
 Gurley, Ala. (Madison Academy)
 Business

2017: Did not see any game action
HIGH SCHOOL: Versatile lineman who played both sides of the line of scrimmage for Coach Grant Reynolds and the Madison Academy Mustangs ... first team ASWA all-state and Class 4A all-Region 7 team ... Under Armour All-America Game ... ranked in ESPN's top 300 overall players and is a top 200 player according to 247 Sports and Scout ... consensus top 25 overall offensive tackle ... Rivals and ESPN top 15 player from Alabama ... 247 Sports state top 10 ... Scout No. 2 lineman in the state ... also played basketball
PERSONAL: Birthday is December 21 ... son of Matt and Christy Troxell ... has a brother, Alan, and a sister, Kayla ... studying in the College of Business



TYRONE #94
TRUESDELL DL
 6-2 • 338 • Fr. • HS
 Augusta, Ga. (Lucy Laney)
 Business

2017: True freshman playing at defensive tackle ... TFL and fumble recovery at Missouri ... tackle and QB hurry vs. Ole Miss
HIGH SCHOOL: Run-stuffing defensive lineman who played for Coach Rodney McFadden and the Lucy Laney Wildcats ... 39 tackles, seven TFL, 2.5 sacks as a senior ... Border Bowl Team Georgia ... Augusta Chronicle Dream 16 ... first team all-Region 4AA and all-area ... ESPN four-star rating ... ranked among Top 40 prospects at his position by 247 Sports, ESPN, Rivals ... Top 50 prospect from state of Georgia by Scout, Rivals, ESPN, 247 Sports ... also throws the shot put
PERSONAL: Birthday is July 17 ... son of Lorraine Truesdell ... studying in the College of Business

TRUESDELL'S CAREER DEFENSIVE STATS

YEAR	G/GS	TT	UT	AT	TFL-YDS	QBS-YDS	FF/FR	PD	IYDS
2017	9/0	5	4	1	1.0-2	0.0-0	0/1	0	0/0

TRUESDELL'S CAREER GAME HIGH STATS

Tackles.....	1	5x (last: ULM)	11/18/17
TFL.....	1.0	at Missouri	9/23/17
FR.....	1	at Missouri	9/23/17

TRUESDELL'S GAME-BY-GAME DEFENSIVE STATS

DATE	OPPONENT	TT	UT	AT	TFL-YDS	QBS-YDS
9/2/17	GA SOUTHERN	1	1	0	0.0-0	0.0-0
9/9/17	at Clemson	DID NOT PLAY				
9/16/17	MERCER	0	0	0	0.0-0	0.0-0
9/23/17	at Missouri	1	1	0	1.0-2	0.0-0
9/30/17	MISSISSIPPI STATE	0	0	0	0.0-0	0.0-0
10/7/17	OLE MISS	1	1	0	0.0-0	0.0-0
10/14/17	at LSU	0	0	0	0.0-0	0.0-0
10/21/17	at Arkansas	1	0	1	0.0-0	0.0-0
11/4/17	at Texas A&M	0	0	0	0.0-0	0.0-0
11/11/17	GEORGIA	DID NOT PLAY				
11/18/17	ULM	1	1	0	0.0-0	0.0-0
11/25/17	ALABAMA	DID NOT PLAY				
12/2/17	vs. Georgia (SEC)	DID NOT PLAY				



GARY #97
WALKER DL
 5-11 • 270 • So. • 1L
 Toccoa, Ga. (Stephens County)
 Agriculture

2017: Reserve defensive tackle ... Saw action in five games
2016: Played in three games ... saw first career action against ULM, tackling their QB in the end zone for a safety ... solo tackle against Arkansas ... QB hurry vs. Alabama A&M
2015: Redshirted; did not see any game action
HIGH SCHOOL: Selected as MVP on defense for Coach Frank Barden at Stephens County High ... state runner-up in wrestling ... four-year track letterman ... golden mastery cords for all As his senior year
PERSONAL: Birthday is September 7 ... son of Sabrina and Gary Walker ... father played at Auburn and 11 years in the NFL ... has three siblings: Gavin, Garrison and Samara ... studying in the College of Agriculture

WALKER'S CAREER DEFENSIVE STATS

YEAR	G/GS	TT	UT	AT	TFL-YDS	QBS-YDS	FF/FR	PD	QBH
2016	3/0	2	2	0	1.0-1	0.0-0	0/0	0	1
2017	6/0	0	0	0	0.0-0	0.0-0	0/0	0	0
Totals	9/0	2	2	0	1.0-1	0.0-0	0/0	0	1

WALKER'S CAREER GAME HIGH STATS

Tackles.....	1	2x (last: Arkansas)	10/22/16
TFL.....	1.0	ULM	10/1/16
Safety.....	1	ULM	10/1/16



PRINCE TEGA #76
WANOGHO JR. OL
 6-7 • 301 • So. • 1L
 Montgomery, Ala. (Edgewood Academy)
 Business

2017: Began season as starter at left tackle ... could also wear jersey #98 ... starter at left tackle the first four games of the season, at LSU and Arkansas and against ULM
2016: Reserve offensive tackle ... played in 10 games ... saw first career action against Arkansas State ... SEC Academic Honor Roll
2015: Redshirted while recovering from injury ... Academic Top Tiger and SEC first-year Academic Honor Roll
HIGH SCHOOL: Outstanding line prospect with unlimited potential ... played his senior season for Coach Bobby Carr at Edgewood Academy ... AL.com A-List ... Rivals, Scout, 247 Sports and ESPN ranked him among the top 10 prospects in Alabama ... listed in 247 Sports and Rivals top 10 strong-side defensive ends ... also played basketball ... an accomplished swimmer
PERSONAL: Son of Prince Philip U.D. and Princess Onome Wanogho ... siblings: Kelvin, Tina, Princess, Dolly, Joy, Mimi, Gloria and Victoria ... birthday is November 22 ... studying in the College of Business

Player Bios



JATARVIOUS #28
WHITLOW WR
 6-0 • 216 • Fr. • HS
 LaFayette, Ala. (LaFayette)
 Education

2017: Did not see any game action

HIGH SCHOOL: Talented athlete who was a three-sport all-state performer ... ASWA Class 2A back of the year for Coach James Lucas' LaFayette Bulldogs ... passed for 2,292 yards, 29 touchdowns and rushed for 2,147 yards, 30 touchdowns as a senior ... Offense/Defense All-American Bowl offensive MVP ... 247 Sports ranks him among top 25 prospects in Alabama ... all-state in basketball and finalist for player of the year ... selected for AHSAA North-South basketball all-star game ... state champion in the long jump, triple jump, 200 meters and 400 meters

PERSONAL: Birthday is May 26 ... son of Pamela and Terrence Holloway ... has two brothers, Quan and T.Q., and two sisters, DeeDee and Tweety ... both brothers were collegiate athletes ... likes to sing ... studying in the College of Education



ANDREW #79
WILLIAMS DL
 6-4 • 286 • Jr. • 2L
 McDonough, Ga. (Eagle's Landing Christian)
 Business

2017: In the rotation at defensive tackle ... 3 tackles vs. Georgia Southern ... 2 stops at Clemson ... 2 tackles vs. Mercer ... 3 tackles, TFL against Mississippi State ... 2 stops at LSU ... 4 tackles at Arkansas ... 3 tackles at Texas A&M ... had 4 tackles vs. Georgia ... 4 tackles, QB hurry vs. ULM ... 5 tackles, TFL vs. Alabama ... 2 tackles in SEC championship

2016: Reserve defensive tackle who played in every game ... 12 tackles for season ... three solo stops, TFL against Arkansas State ... sack against LSU ... two tackles vs. ULM ... two tackles at Mississippi State ... 7-yard sack against Arkansas ... two tackles in Sugar Bowl against Oklahoma

2015: Redshirt freshman at defensive tackle ... saw his first action against Louisville ... first career tackle recorded at Kentucky ... sack, two tackles vs. Idaho

2014: Redshirted for the Tigers ... Academic Top Tiger

HIGH SCHOOL: Big-bodied pass rusher with strong work ethic ... 66 tackles, 36 TFL, 10 sacks as a senior ... 1A defensive player of the year ... helped ELCA to the 2012 state title and a state semifinal berth in 2013 ... high school coach was Jonathan Gess ... O-D All-American Bowl ... Class 1A state discus champion and shot put runner-up ... county athlete of the year ... Rivals No. 12 DE ... 247sports No. 12 DE

PERSONAL: Son of Kelly Williams and Tyrone Williams ... older brother Anthony played at Georgia Tech and Troy ... birthday is December 13 ... studying in the College of Business

A. WILLIAMS' CAREER DEFENSIVE STATS

YEAR	G/GS	TT	UT	AT	TFL-YDS	QBS-YDS	FF/FR	PD	QBH
2015	13/0	4	1	3	1.0-7	1.0-7	0/0	0	0
2016	13/0	13	7	6	3.0-14	3.0-14	0/0	0	1
2017	13/0	35	13	22	1.5-10	0.0-0	0/0	0	2
Total	39/0	52	21	31	5.5-31	4.0-21	0/0	0	3

A. WILLIAMS' CAREER GAME HIGH STATS

Tackles.....	4	3x (last: ULM)	11/18/17
Sacks.....	1.0	3x (last: Arkansas)	10/22/16
TFL.....	1.0	4x (last: Alabama)	11/25/17

A. WILLIAMS' GAME-BY-GAME DEFENSIVE STATS

DATE	OPPONENT	TT	UT	AT	TFL-YDS	QBS-YDS
9/5/15	vs. Louisville	0	0	0	0.0-0	0.0-0
9/12/15	JACKSONVILLE STATE	0	0	0	0.0-0	0.0-0
9/19/15	at LSU	0	0	0	0.0-0	0.0-0
9/26/15	MISSISSIPPI STATE	0	0	0	0.0-0	0.0-0
10/3/15	SAN JOSE' STATE	0	0	0	0.0-0	0.0-0
10/15/15	at Kentucky	1	0	1	0.0-0	0.0-0
10/24/15	at Arkansas	0	0	0	0.0-0	0.0-0
10/31/15	OLE MISS	0	0	0	0.0-0	0.0-0
11/7/15	at Texas A&M	0	0	0	0.0-0	0.0-0
11/14/15	GEORGIA	0	0	0	0.0-0	0.0-0
11/21/15	IDAHO	2	1	1	1.0-7	1.0-7
11/28/15	ALABAMA	0	0	0	0.0-0	0.0-0
12/30/15	vs. Memphis (Bham)	0	0	0	0.0-0	0.0-0

DATE	OPPONENT	TT	UT	AT	TFL-YDS	QBS-YDS
9/3/16	CLEMSON	0	0	0	0.0-0	0.0-0
9/10/16	ARKANSAS STATE	3	3	0	1.0-4	1.0-4
9/17/16	TEXAS A&M	0	0	0	0.0-0	0.0-0
9/24/16	LSU	1	1	0	1.0-3	1.0-3
10/1/16	ULM	2	2	0	0.0-0	0.0-0
10/8/16	at Mississippi State	2	0	2	0.0-0	0.0-0
10/22/16	ARKANSAS	1	1	0	1.0-7	1.0-7
10/29/16	at Ole Miss	0	0	0	0.0-0	0.0-0
11/5/16	VANDERBILT	0	0	0	0.0-0	0.0-0
11/12/16	at Georgia	0	0	0	0.0-0	0.0-0
11/19/16	ALABAMA A&M	1	0	1	0.0-0	0.0-0
11/28/16	at Alabama	1	0	1	0.0-0	0.0-0
1/2/17	vs. Oklahoma (Sugar)	2	0	2	0.0-0	0.0-0

DATE	OPPONENT	TT	UT	AT	TFL-YDS	QBS-YDS
9/2/17	GA SOUTHERN	3	1	2	0.0-0	0.0-0
9/9/17	at Clemson	2	1	1	0.0-0	0.0-0
9/16/17	MERCER	2	0	2	0.0-0	0.0-0
9/23/17	at Missouri	1	1	0	0.0-0	0.0-0
9/30/17	MISSISSIPPI STATE	3	1	2	0.5-1	0.0-0
10/7/17	OLE MISS	0	0	0	0.0-0	0.0-0
10/14/17	at LSU	2	0	2	0.0-0	0.0-0
10/21/17	at Arkansas	4	1	3	0.0-0	0.0-0
11/4/17	at Texas A&M	3	2	1	0.0-0	0.0-0
11/11/17	GEORGIA	4	2	2	0.0-0	0.0-0
11/18/17	ULM	4	1	3	0.0-0	0.0-0
11/25/17	ALABAMA	5	2	3	1.0-9	0.0-0
12/2/17	vs. Georgia (SEC)	2	1	1	0.0-0	0.0-0



DARRELL #49
WILLIAMS LB
 6-2 • 244 • Jr. • 2L
 Hoover, Ala. (Hoover)
 University College

2017: Returning starter at sam linebacker ... 104 career tackles ... 3 tackles, TFL against Georgia Southern ... 6 tackles, TFL at Clemson ... 5 tackles, TFL vs. Mercer ... 7 tackles against Mississippi State ... team-best 7 tackles at LSU ... led team with 6 tackles, fumble recovery, TFL at Arkansas ... recovered a Georgia fumble ... 7 tackles, TFL in SEC championship

2016: Appeared in 13 games with nine starts ... 52 tackles for season ... six tackles and forced a Clemson fumble in his first career start ... six tackles against Arkansas State ... three tackles vs. Texas A&M ... four tackles vs. LSU ... three tackles at Mississippi State ... two tackles, two QB hurries against Arkansas ... three tackles at Ole Miss ... led team with 11 tackles vs. Vanderbilt ... four tackles at Georgia ... three tackles, TFL against Alabama A&M ... three tackles, TFL at Alabama ... three tackles against Oklahoma in Sugar Bowl

2015: True freshman mike linebacker ... saw his first action against Louisville .. played in nine games ... Academic Top Tiger

HIGH SCHOOL: Three-year starter who led Coach Josh Niblett's Bucs to their third straight state title ... two interceptions and a fumble recovery in the Under Armour All-America Game ... Alabama-Mississippi All-Star Game ... finalist

Player Bios

for Class 7A lineman of the year ... all-state as a sophomore, junior and senior ... AL.com A-List ... Rivals ranks him the No. 5 prospect in Alabama ... top 10 OLB by Scout and Rivals ... PrepStar all-South ... also a basketball and track letterman ... received student of the month and exemplary conduct recognition

PERSONAL: Son of Jerome and Sherry Wells and Darrell Williams Sr. ... has two sisters, Avis and Destiny ... birthday is June 17 ... 2017 FCA Hard Fighting Soldier award ... studying in the University College



TRE' WILLIAMS #30
LB
 6-2 • 225 • Sr. • 3L
 Mobile, Ala. (St. Paul's Episcopal)
 Liberal Arts

D. WILLIAMS' CAREER DEFENSIVE STATS

YEAR	G/GS	TT	UT	AT	TFL-YDS	QBS-YDS	FF/FR	PD	QBH
2015	9/0	0	0	0	0.0-0	0.0-0	0/0	0	0
2016	13/9	52	33	19	3.0-5	0.0-0	1/0	2	5
2017	13/6	52	25	27	4.0-6	0.5-1	0/2	0	5
Total	35/15	104	58	46	7.0-11	0.5-1	1/2	2	10

D. WILLIAMS' CAREER GAME HIGH STATS

Tackles.....	11	Vanderbilt	11/5/16
TFL.....	1.0	4x (last: Mercer)	9/16/17
Sacks.....	0.5	at Clemson	9/9/17
FF.....	1	Clemson	9/3/16
FR.....	1	2x (last: Georgia)	11/11/17
PBU.....	1	2x (last: Alabama A&M)	11/19/16

D. WILLIAMS' GAME-BY-GAME DEFENSIVE STATS

DATE	OPPONENT	TT	UT	AT	TFL-YDS	QBS-YDS
9/5/15	vs. Louisville	0	0	0	0.0-0	0.0-0
9/12/15	JACKSONVILLE STATE				DID NOT PLAY	
9/19/15	at LSU	0	0	0	0.0-0	0.0-0
9/26/15	MISSISSIPPI STATE	0	0	0	0.0-0	0.0-0
10/3/15	SAN JOSE' STATE	0	0	0	0.0-0	0.0-0
10/15/15	at Kentucky	0	0	0	0.0-0	0.0-0
10/24/15	at Arkansas	0	0	0	0.0-0	0.0-0
10/31/15	OLE MISS	0	0	0	0.0-0	0.0-0
11/7/15	at Texas A&M				DID NOT PLAY	
11/14/15	GEORGIA				DID NOT PLAY	
11/21/15	IDAHO	0	0	0	0.0-0	0.0-0
11/28/15	ALABAMA				DID NOT PLAY	
12/30/15	vs. Memphis (Bham)	0	0	0	0.0-0	0.0-0

DATE	OPPONENT	TT	UT	AT	TFL-YDS	QBS-YDS
9/3/16	* CLEMSON	6	3	3	0.0-0	0.0-0
9/10/16	* ARKANSAS STATE	6	3	3	0.0-0	0.0-0
9/17/16	* TEXAS A&M	3	2	1	0.0-0	0.0-0
9/24/16	* LSU	4	2	2	0.5-1	0.0-0
10/1/16	ULM	1	1	0	0.0-0	0.0-0
10/8/16	at Mississippi State	3	1	2	0.5-1	0.0-0
10/22/16	* ARKANSAS	2	1	1	0.0-0	0.0-0
10/29/16	at Ole Miss	3	3	0	0.0-0	0.0-0
11/5/16	* VANDERBILT	11	9	2	0.0-0	0.0-0
11/12/16	* at Georgia	4	3	1	0.0-0	0.0-0
11/19/16	* ALABAMA A&M	3	3	0	1.0-1	0.0-0
11/28/16	* at Alabama	3	2	1	1.0-2	0.0-0
1/2/17	vs. Oklahoma (Sugar)	3	0	3	0.0-0	0.0-0

DATE	OPPONENT	TT	UT	AT	TFL-YDS	QBS-YDS
9/2/17	GA SOUTHERN	3	2	1	1.0-1	0.0-0
9/9/17	* at Clemson	6	1	5	0.5-1	0.5-1
9/16/17	* MERCER	5	4	1	1.0-2	0.0-0
9/23/17	at Missouri	2	2	0	0.0-0	0.0-0
9/30/17	MISSISSIPPI STATE	7	2	5	0.0-0	0.0-0
10/7/17	OLE MISS	2	0	2	0.5-1	0.0-0
10/14/17	* at LSU	7	2	5	0.0-0	0.0-0
10/21/17	* at Arkansas	6	4	2	0.5-1	0.0-0
11/4/17	* at Texas A&M	2	0	2	0.0-0	0.0-0
11/11/17	GEORGIA	2	1	1	0.0-0	0.0-0
11/18/17	* ULM	2	2	0	0.0-0	0.0-0
11/25/17	ALABAMA	1	1	0	0.0-0	0.0-0
12/2/17	vs. Georgia (SEC)	7	4	3	0.5-1	0.0-0

CAREER: Has played in 46 games with 17 starts ... 184 career tackles
2017: Returning starter at will linebacker ... second team all-SEC (coaches) ... team captain ... 187 career tackles, 7 career double-figure tackle games ... led team with career-best 10 tackles, 2 sacks, 2 TFL against Georgia Southern ... 9 tackles, TFL, sack at Clemson ... team-high 6 tackles vs. Mercer ... 5 tackles and recovered an Alabama fumble ... Preseason: Lott IMPACT Trophy watch list, Butkus Award watch list, Reese's Senior Bowl watch list, 2nd team all-SEC (SEC coaches, SEC media, CBS Sports), 3rd team all-SEC (Athlon)

2016: Veteran linebacker who started six times in 11 games ... four solo tackles against Clemson ... eight tackles, 3-yard sack against Arkansas State ... team-high six tackles vs. Texas A&M ... led Auburn with nine tackles, forced fumble, TFL vs. ULM ... team-best eight tackles at Mississippi State ... seven tackles, TFL against Arkansas ... six tackles, PBU at Ole Miss ... injury kept him out of lineup vs. Vanderbilt ... four tackles at Georgia ... missed Alabama A&M game with injury ... team-best 10 tackles at Alabama ... four tackles in Sugar Bowl against Oklahoma ... Preseason: Rotary Lombardi Award watch list

2015: Played in 12 games with three starts ... 55 tackles for season ... five tackles vs. Louisville ... career-best 10 tackles at LSU ... starter vs. Mississippi State, recording three tackles and a TFL before leaving with a knee injury ... did not play against San José State ... TFL, four tackles at Kentucky ... four tackles, TFL vs. Ole Miss ... four tackles at Texas A&M ... four tackles, TFL vs. Georgia ... fumble recovery, seven solo tackles vs. Idaho ... eight tackles vs. Alabama ... SEC Academic Honor Roll and Academic Top Tiger

2014: Played in 13 games with one start ... made first career start against LSU ... totaled seven tackles against Louisiana Tech ... had two tackles against San Jose State ... added two tackles in Samford win ... one stop against both LSU and Mississippi State ... three tackles vs. Wisconsin in Outback Bowl ... four tackles in Birmingham Bowl ... SEC first-year academic honor roll

HIGH SCHOOL: Instinctive athlete who can play sideline to sideline ... St. Paul's career tackle leader; 119 tackles as a senior ... all-state, all-region as a junior and senior ... high school coach was Steve Mask ... Under Armour All-American Game, Alabama-Mississippi All-Star Game ... Mobile Press-Register Male Athlete of the Year, Coastal Alabama defensive player of the year, AL.com A-List ... shot put state champion as a junior and 2014 state 5A player of the year in basketball ... Parade All-America honorable mention ... 247sports No. 1 LB, No. 22 overall ... Rivals No. 2 LB, Top 25 nationally ... Scout No. 2 LB, No. 33 overall ... ESPN No. 4 LB, Top 70 overall ... MaxPreps All-America

PERSONAL: Son of Charleste Vaughn McMillian ... birthday is March 3 ... studying in the College of Liberal Arts

T. WILLIAMS' CAREER DEFENSIVE STATS

YEAR	G/GS	TT	UT	AT	TFL-YDS	QBS-YDS	FF/FR	PD	QBH
2014	13/1	16	9	7	0.0-0	0.0-0	0/0	0	1
2015	12/3	55	27	28	4.0-4	0.0-0	0/1	0	2
2016	11/6	67	36	31	3.5-7	1.0-3	1/0	2	4
2017	10/7	46	22	24	2.5-14	2.5-14	0/1	0	1
Total	46/17	184	94	90	10.0-25	3.5-17	1/2	2	8

T. WILLIAMS' CAREER GAME HIGH STATS

Tackles.....	10	3x (last: Ga Southern)	9/2/17
TFL.....	2.0	Ga Southern	9/2/17
Sacks.....	2.0	Ga Southern	9/2/17
FR.....	1	2x (last: Alabama)	11/25/17
PBU.....	1	at Ole Miss	10/29/16

T. WILLIAMS' GAME-BY-GAME DEFENSIVE STATS

DATE	OPPONENT	TT	UT	AT	PD	INT-YDS
8/30/14	ARKANSAS	0	0	0	0	0-0
9/6/14	SAN JOSÉ STATE	2	1	1	0	0-0
9/18/14	at Kansas State	0	0	0	0	0-0

Player Bios



MALIK #14
WILLIS QB
 6-1 • 202 • Fr. • HS
 Atlanta, Ga. (Roswell)
 Business

2017: True freshman who is No. 2 at quarterback ... has played in 7 games ... saw first action at Missouri, and was 3-4 passing ... 67-yard touchdown run against Mississippi State for his first career score ... first TD pass was 4 yards to Devan Barrett at Arkansas ... 37-yard completion to Marquis McClain vs. Georgia ... 62-yard carry vs. ULM ... Enrolled in January.

HIGH SCHOOL: Played his senior season for Coach John Ford at Roswell High, leading the Hornets to the Class 7A state title game ... passed for 2,562 yards and rushed for 1,033 as a senior, accounting for 37 touchdowns ... Class 7A AJC offensive player of year and first team all-state ... played his sophomore and junior seasons at Westlake High ... also a baseball letterman ... honor roll student

PERSONAL: Birthday is May 25 ... son of Shastca Grier and Harold Willis ... has a sister, Destini, and brother, Marquis ... his uncle James Anderson played 11 seasons in the NFL ... studying in the College of Business

WILLIS' CAREER PASSING STATS

YEAR	G/GS	CMP	ATT	PCT	YDS	INT	TD	LP/OPPONENT
2017	7/0	6	7	85.7	45	0	1	37/Georgia

WILLIS' CAREER RUSHING STATS

YEAR	G/GS	NO	YDS	AVG	TD	LP/OPPONENT
2017	7/0	16	221	13.8	1	67/Mississippi St

WILLIS' CAREER GAME HIGH STATS

Completions	3	Missouri	9/23/17
Pass Att	4	Missouri	9/23/17
Pass Yds	37	Georgia	11/11/17
Pass Yd/quarter	37	Georgia (4th)	11/11/17
Pass Long	37	Georgia	11/11/17
Pass TD	1	at Arkansas	10/21/17
Interceptions	0		
Rush Att	7	at Missouri	9/23/17
Rush Yds	67	Mississippi St	9/30/17
Rush Long	67	Mississippi St	9/30/17
Rush TD	1	Mississippi St	9/30/17

WILLIS' GAME-BY-GAME PASSING STATS

DATE	OPPONENT	CMP	ATT	YDS	INT	TD	TD Passes
9/3/17	GA SOUTHERN						
9/9/17	at Clemson						
9/16/17	MERCER						
9/23/17	at Missouri	3	4	1	0	0	--
9/30/17	MISSISSIPPI STATE	1	1	3	0	0	--
10/7/17	OLE MISS	0	0	0	0	0	--
10/14/17	at LSU						
10/21/17	at Arkansas	1	1	4	0	1	4
11/4/17	at Texas A&M						
11/11/17	GEORGIA	1	1	37	0	0	--
11/18/17	ULM	0	0	0	0	0	--
11/25/17	ALABAMA	0	0	0	0	0	--
12/2/17	vs. Georgia (SEC)						

WILLIS' GAME-BY-GAME RUSHING STATS

DATE	OPPONENT	ATT	YDS	Avg.	TD	TD YDS
9/2/17	GA SOUTHERN					
9/9/17	at Clemson					
9/16/17	MERCER					
9/23/17	at Missouri	7	11	1.6	0	--
9/30/17	MISSISSIPPI STATE	1	67	67.0	1	67
10/7/17	OLE MISS	2	16	8.0	0	--
10/14/17	at LSU					
10/21/17	at Arkansas	2	62	31.0	0	--
11/4/17	at Texas A&M					
11/11/17	GEORGIA	1	5	5.0	0	--

9/27/14	LOUISIANA TECH	7	4	3	0	0-0
10/4/14	* LSU	1	0	1	0	0-0
10/11/14	at Mississippi State	1	0	1	0	0-0
10/25/14	SOUTH CAROLINA	0	0	0	0	0-0
11/1/14	at Ole Miss	0	0	0	0	0-0
11/8/14	TEXAS A&M	0	0	0	0	0-0
11/15/14	at Georgia	0	0	0	0	0-0
11/22/14	SAMFORD	2	2	0	0	0-0
11/29/14	at Alabama	0	0	0	0	0-0
1/1/15	Wisconsin (Outback)	3	2	1	0	0-0

DATE	OPPONENT	TT	UT	AT	TFL-YDS	QBS-YDS
9/5/15	vs. Louisville	5	1	4	0.0-0	0.0-0
9/12/15	JACKSONVILLE STATE	1	1	0	0.0-0	0.0-0
9/19/15	at LSU	10	2	8	0.0-0	0.0-0
9/26/15	* MISSISSIPPI STATE	3	1	2	1.0-1	0.0-0
10/3/15	SAN JOSE STATE				DID NOT PLAY	
10/15/15	at Kentucky	4	2	2	1.0-1	0.0-0
10/24/15	* at Arkansas	1	1	0	0.0-0	0.0-0
10/31/15	* OLE MISS	4	1	3	1.0-1	0.0-0
11/7/15	at Texas A&M	4	1	3	0.0-0	0.0-0
11/14/15	GEORGIA	4	2	2	1.0-1	0.0-0
11/21/15	IDAHO	7	7	0	0.0-0	0.0-0
11/28/15	ALABAMA	8	7	1	0.0-0	0.0-0
12/30/15	vs. Memphis (Bham)	4	1	3	0.0-0	0.0-0

DATE	OPPONENT	TT	UT	AT	TFL-YDS	QBS-YDS
9/3/16	CLEMSON	4	4	0	0.0-0	0.0-0
9/10/16	ARKANSAS STATE	8	3	5	1.5-4	1.0-3
9/17/16	TEXAS A&M	6	3	3	0.0-0	0.0-0
9/24/16	* LSU	1	0	1	0.0-0	0.0-0
10/1/16	* ULM	9	4	5	1.0-1	0.0-0
10/8/16	* at Mississippi State	8	4	4	0.0-0	0.0-0
10/22/16	* ARKANSAS	7	5	2	1.0-2	0.0-0
10/29/16	* at Ole Miss	6	2	4	0.0-0	0.0-0
11/5/16	VANDERBILT				DID NOT PLAY	
11/12/16	* at Georgia	4	2	2	0.0-0	0.0-0
11/19/16	ALABAMA A&M				DID NOT PLAY	
11/28/16	at Alabama	10	7	3	0.0-0	0.0-0
1/2/17	vs. Oklahoma (Sugar)	4	2	2	0.0-0	0.0-0

DATE	OPPONENT	TT	UT	AT	TFL-YDS	QBS-YDS
9/2/17	* GA SOUTHERN	10	6	4	2.0-13	2.0-13
9/9/17	* at Clemson	9	3	6	0.5-1	0.5-1
9/16/17	* MERCER	6	4	2	0.0-0	0.0-0
9/23/17	at Missouri				DID NOT PLAY	
9/30/17	MISSISSIPPI STATE				DID NOT PLAY	
10/7/17	OLE MISS	4	3	1	0.0-0	0.0-0
10/14/17	at LSU				DID NOT PLAY	
10/21/17	at Arkansas	0	0	0	0.0-0	0.0-0
11/4/17	at Texas A&M	4	2	2	0.0-0	0.0-0
11/11/17	* GEORGIA	4	2	2	0.0-0	0.0-0
11/18/17	* ULM	3	0	3	0.0-0	0.0-0
11/25/17	* ALABAMA	5	2	3	0.0-0	0.0-0
12/2/17	* vs. Georgia (SEC)	1	0	1	0.0-0	0.0-0

Player Bios

11/18/17	ULM	2	64	32.0	0	--
11/25/17	ALABAMA	0	0	0.0	0	--
12/2/17	vs. Georgia (SEC)	DID NOT PLAY				



CHANDLER #17
WOOTEN LB
 6-2 • 237 • Fr. • HS
 Acworth, Ga. (North Cobb)
 Liberal Arts

2017: True freshman in a backup role at middle linebacker ... 2 tackles against Mississippi State ... 4 tackles vs. Ole Miss ... 2 tackles at Arkansas ... Productive edge rusher who enrolled in January

HIGH SCHOOL: Registered 124 tackles and 15 TFL as a senior at North Cobb High ... Class 7A all-state and regional defensive player of the year for Coach Shane Queen ... Under Armour All-America Game

PERSONAL: Birthday is April 25 ... son of Kelvin and Sandra Wooten ... has two brothers, Preston and Grant ... studying in the College of Liberal Arts

WOOTEN'S CAREER DEFENSIVE STATS

YEAR	G/GS	TT	UT	AT	TFL-YDS	QBS-YDS	FF/FR	PD	QBH
2017	8/0	8	4	4	0.0-0	0.0-0	0/0	0	0


WOOTEN'S CAREER GAME HIGH STATS

Tackles.....4 Ole Miss 10/7/17

WOOTEN'S GAME-BY-GAME DEFENSIVE STATS

DATE	OPPONENT	TT	UT	AT	TFL-YDS	QBS-YDS
9/2/17	GA SOUTHERN	0	0	0	0.0-0	0.0-0
9/9/17	at Clemson	DID NOT PLAY				
9/16/17	MERCER	DID NOT PLAY				
9/23/17	at Missouri	0	0	0	0.0-0	0.0-0
9/30/17	MISSISSIPPI STATE	2	1	1	0.0-0	0.0-0
10/7/17	OLE MISS	4	3	1	0.0-0	0.0-0
10/14/17	at LSU	0	0	0	0.0-0	0.0-0
10/21/17	at Arkansas	2	0	2	0.0-0	0.0-0
11/4/17	at Texas A&M	0	0	0	0.0-0	0.0-0
11/11/17	GEORGIA	DID NOT PLAY				
11/18/17	ULM	0	0	0	0.0-0	0.0-0
11/25/17	ALABAMA	DID NOT PLAY				
12/2/17	vs. Georgia (SEC)	DID NOT PLAY				

Head Coach Gus Malzahn



In five years as head coach at Auburn, Gus Malzahn has led the Tigers to a 45-21 record, five consecutive bowl game, a Southeastern Conference Championship, two SEC West Division titles and an appearance in the BCS National Championship Game (2013). Malzahn has directed Auburn to four New Year's Day bowl games in five seasons, a program first since 2004-06.

Malzahn, 54-24 in six seasons as a head coach, has directed teams to seven conference championship game appearances in his 12 seasons as a collegiate coach, including a pair of SEC Championships at Auburn (2010, 2013) and a Sun Belt Championship at

Arkansas State in 2012.

The 2013 Bear Bryant, Bobby Bowden, Eddie Robinson, Home Depot, Sporting News, SB Nation, Liberty Mutual and Associated Press National Coach of the Year, Malzahn earned SEC Coach of the Year honors after guiding Auburn to the biggest turnaround in SEC history.

He led the Tigers to a 12-2 record and one of the most memorable seasons in school history in 2013, with historic wins over Georgia and Alabama and a record-setting SEC Championship win over Missouri. He became just the third coach in SEC history to win an SEC title in his first year at a school, joining LSU's Bernie Moore in 1935 and Ole Miss' John Vaught in 1947.

This season, Malzahn's team reached as high as No. 2 in the College Football Playoff Poll and played in the SEC Championship Game for the second time in five seasons, knocking off No. 1 Georgia and No. 1 Alabama in a November to remember on The Plains. It was the first time in poll history that a program has defeated two top-ranked teams during the same regular season.

The 2017 Tigers were one of four FBS teams to average more than 225 yards rushing and 225 yards passing this season and averaged 37.1 points per game in league play. Auburn averaged 40.9 points and 491.1 yards in SEC action, both program bests, while winning five of seven conference games by 21 points or more.

In 2016, Malzahn's team won six consecutive games, the third longest win streak by Auburn over the last 12 years, while finishing second in the nation's most difficult division, the SEC West. Under his direction, the 2016 Tigers ranked in the top 50 nationally in total offense and total defense, an Auburn first since 2005.

Auburn's balance in 2016 was displayed by a team that ranked first in the SEC and sixth nationally in rushing, coupled with a defense that was seventh in the country in scoring defense and 28th in total defense. The special team units have traditionally been a strong point under Malzahn and was no different in 2016 behind the strong leg of All-America and Groza Award finalist kicker Daniel Carlson.

In 2015, the youthful Tigers, which lost 14 players to the NFL from the previous season, faced 11 bowl teams en route to a Birmingham Bowl victory over Memphis. Malzahn's 2014 team was ranked in the nation's top 10 for a majority of the season before finishing 8-5 after navigating the nation's most difficult schedule featuring seven ranked foes.

One of the most innovative offensive minds in football, Malzahn's high-powered offense has averaged over 450 yards of total offense and 33.7 points per game in his five seasons at Auburn.

He has produced 15 1,000-yard rushers in 11 seasons as a college coach, at least one in each season, including Heisman Trophy finalist Tre Mason (1,816) and Nick Marshall (1,068) in 2013 and Cameron-Artis Payne (1,608) in 2014. Kamryn Pettway ran for 1,123 yards in 2016 despite missing significant time with injuries and Kerryon Johnson led the SEC with 1,320 yards in 2017.

On three occasions, he has had two 1,000-yard rushers in the same season: 2013 (Auburn), 2010 (Auburn) and 2006 (Arkansas) and this year, in addition to Pettway, Kerryon Johnson notched 862 rushing yards. Malzahn has also coached five 1,000-yard receivers and three 3,000-yard passers. His 2007 Tulsa team had three 1,000-yard receivers.

Since Malzahn's arrival, Auburn has the top rushing offense in the SEC, averaging 257.0 yards per game. In 2013, Auburn led the nation in rushing at 328.3 yards per game, the first SEC team ever to do so. Three of the top six team rushing totals in SEC history (2010, 2013, 2016) have come under Malzahn's leadership.

PERSONAL

Hometown Fort Smith, Arkansas
Wife Kristi
Children daughters: Kylie and Kenzie

EDUCATION

College Henderson State University (1990)

PLAYING EXPERIENCE

1984-85 Arkansas (wide receiver)
1988-89 Henderson State (receiver, punter)

COACHING EXPERIENCE

1991-95 **Hughes High School (Ark.)**
Defensive Coordinator (1991)
Head Coach (1992-95)
1996-2000 **Shiloh High School (Ark.)**
Head Coach
2001-05 **Springdale High School (Ark.)**
Head Coach
2006 **Arkansas**
Offensive Coordinator/Wide Receivers
2007-08 **Tulsa**
Assistant Head Coach
Co-Offensive Coordinator/Quarterbacks
2009-11 **Auburn**
Offensive Coordinator/Quarterbacks
2012 **Arkansas State**
Head Coach
2013- **Auburn**
Head Coach

BOWL EXPERIENCE

Player – 1984 Liberty, 1985 Holiday
 Coach – 2007 Capital One, 2008 GMAC, 2009 GMAC, 2010 Outback, 2011 BCS National Championship Game, 2011 Chick-fil-A Bowl, 2014 BCS National Championship Game, 2015 Outback, 2015 Birmingham, 2017 Sugar, 2018 Peach

Auburn was just the second team in SEC history to gain more than 7,000 yards of total offense in a season in 2013, finishing the year with 7,018 yards; the other was Texas A&M in 2012.

The Tigers set a school record with 48 rushing touchdowns in 2013 and set a school record against SEC opponents with 677 yards of total offense vs. No. 5 Missouri in the SEC Championship Game. The Tigers set SEC Championship Game team records with 26 rushing first downs, 74 rushing attempts, 545 rushing yards and seven rushing touchdowns.

Tre Mason, a Heisman Trophy finalist and SEC Player of the Year in 2013, ranked third in the nation with 23 touchdowns, was fifth nationally with 1,816 yards rushing, sixth with 10.7 points per game, sixth with 169.57 all-purpose yards per game and eighth with 129.7 rushing yards per game. Mason set the Auburn single-season record with 1,816 rushing yards and 2,374 all-purpose yards, is second with 317 rushing attempts. His 46 rushing attempts and 304 rushing yards vs. No. 5 Missouri set SEC Championship Game records and fell three yards shy of the Auburn record.

Four Auburn players were taken in the 2014 NFL Draft, including two first round picks; offensive tackle Greg Robinson No. 2 overall to the St. Louis Rams and defensive end Dee Ford No. 23 to the Kansas City Chiefs. Mason was a third round selection by the Rams while fullback Jay Prosch was a sixth round pick by the Houston Texans. A total of 16 players have been drafted during Malzahn's tenure as head coach.

Malzahn has coached 10 All-Americans as head coach at Auburn: RB Tre Mason (2013), RS Chris Davis (2013), C Reese Dismukes (2014), PK Daniel Carlson (2015-16-17), DL Carl Lawson (2016), DL Montravious Adams (2016), OL Braden Smith (2016-17), DB Carlton Davis (2017), BUCK Jeff Holland (2017), and RB Kerryon Johnson (2017). Dismukes was named the 2014 Rimington Award winner as the nation's top center and Carlson was a three-time Lou Groza

Head Coach Gus Malzahn

Award.

The Tigers have faced the nation's most difficult schedule collectively during Malzahn's five years on the Plains facing 28 ranked opponents, including 15 in the top 10. Auburn was the nation's only program in 2016 to face both the No. 1 and No. 2 ranked programs and in 2017 it faced three of the four CFP Semifinalists a total of four times, earning two wins.

Malzahn has his coaching staff have been highly successful on the recruiting trail, recording five consecutive Top 10 nationally ranked recruiting classes, a first in the program's history.

Academically, Malzahn's Tigers have excelled as over 100 players have graduated since his arrival. In the fall 2016 semester a program-best 56 players posted a 3.0 grade point average.

Malzahn, who won the Broyles Award as the nation's top assistant coach in 2010 while helping the Tigers to the national title, returned to Auburn after serving as the head coach at Arkansas State in 2012, where he led the program to the Sun Belt Conference title.

As offensive coordinator, Malzahn made an immediate impact during his tenure at Auburn, highlighted by a record-setting offense in 2010 when the Tigers finished 14-0 and claimed the school's first national title since 1957.

Malzahn's arrival in 2009 and style of offense marked a drastic turnaround from the 2008 season when Auburn struggled offensively. In a two-year period, the Tigers improved from a tie for 110th to seventh in the nation in scoring offense (from 17.3 to 41.2) and from 104th to seventh in total offense.

The 2010 Auburn offense set nine school records, while leading the SEC

and finished in the top 10 nationally in six statistical categories. He coached Heisman Trophy winner Cam Newton, who had one of the best single-season performances at the position in college football history. Newton threw for 2,908 yards and 30 touchdowns, while rushing for 1,586 yards and 20 TDs. Newton, the No. 1 overall draft pick in the 2011 NFL Draft, also won the Davey O'Brien, Manning and Maxwell Awards.

During two seasons (2007-08) at Tulsa, Malzahn's offenses were among the nation's finest, ranking first nationally in total offense. Tulsa's offense in 2007 established nine team and 12 individual school records; the 2008 Tulsa offense averaged 569.9 yards per game and was second nationally averaging 47.2 points per games.

Malzahn spent one season at Arkansas as offensive coordinator, coaching Heisman Trophy runner-up Darren McFadden and helping the SEC West champion Razorbacks finish fourth nationally in rushing offense.

Malzahn's coaching career began in his home state of Arkansas at the high school level. In 14 seasons as a high school head coach, Malzahn led seven teams to the state championship game and won three titles. In July 2013, he was inducted into the Arkansas High School Sports Hall of Fame.

Born in Irving, Texas, Malzahn graduated from high school in Fort Smith, Ark., and played football at Arkansas and Henderson State, earning his bachelor's degree from Henderson in 1990.

Malzahn is married to the former Kristi Otwell and they are the parents of two daughters, Kylie and Kenzie.

Malzahn Year-By-Year

HEAD COACH

Year	School	Record	Conf.	Notes
2012	Arkansas State	9-3	7-1	Sun Belt Champions
2013	Auburn	12-2	7-1	SEC Champions BCS National Championship Game
2014	Auburn	8-5	4-4	Outback Bowl
2015	Auburn	7-6	2-6	Birmingham Bowl
2016	Auburn	8-5	5-3	Sugar Bowl
2017	Auburn	10-3	7-1	Peach Bowl SEC West Champions
Arkansas State Totals		9-3	7-1	
Auburn Totals		45-21	25-15	
HEAD COACH TOTALS		54-24	32-16	

COLLEGIATE ASSISTANT

2006	Arkansas	Offensive Coordinator	10-4	7-1
Arkansas Totals			10-4	7-1
2007	Tulsa	Asst. Head Coach/Co-Offensive Coord.	10-4	6-3
2008	Tulsa	Asst. Head Coach/Co-Offensive Coord.	11-3	7-2
Tulsa Totals			21-7	13-5
2009	Auburn	Offensive Coord./QB Coach	8-5	3-5
2010	Auburn	Offensive Coord./QB Coach	14-0	8-0
2011	Auburn	Offensive Coord./QB Coach	8-5	4-4
Auburn Totals			30-10	15-9
ASSISTANT COACH TOTALS			61-21	35-15

BOWL GAMES

1984 Liberty BowlArkansas lost to Auburn, 21-15 [player]
1985 Holiday BowlArkansas defeated Arizona State, 18-17 [player]
2007 Capital One BowlArkansas lost to Wisconsin, 17-14
2008 GMAC BowlTulsa defeated Bowling Green, 63-7
2009 GMAC BowlTulsa defeated Ball State, 45-13
2010 Outback BowlAuburn defeated Northwestern, 38-35 [OT]
2011 BCS National ChampionshipAuburn defeated Oregon, 22-19
2011 Chick-fil-A BowlAuburn defeated Virginia, 43-24
2014 BCS National ChampionshipAuburn lost to Florida State, 34-31
2015 Outback BowlAuburn lost to Wisconsin, 34-31 [OT]
2015 Birmingham BowlAuburn defeated Memphis, 31-10
2017 Allstate Sugar BowlAuburn lost to Oklahoma, 35-19
2018 Chick-fil-A Peach Bowlvs. UCF

Football Staff



Chip Lindsey
*Offensive Coordinator/
Quarterbacks*



Herb Hand
Offensive Line



Tim Horton
*Running Backs/Special Teams
Coordinator*



Kodi Burns
*Co-Offensive Coordinator/
Wide Receivers*



Greg Brown
Defensive Backs/Secondary



Kevin Steele
Defensive Coordinator



Rodney Garner
*Associate Head Coach/
Defensive Line*



Larry Porter
*Tight Ends & H-Backs/
Recruiting Coordinator*



Travis Williams
Linebackers

Graduate Assistants



Charles Moore
Defensive Graduate Assistant



Craig Sanders
Defensive Graduate Assistant



Jonathan Wallace
Offensive Graduate Assistant



Cole Weeks
Offensive Graduate Assistant

Analysts and Quality Control



Brian Blackmon
Analyst



Al Borges
Analyst



Devin Ducote
Analyst



Eric Munoz
Analyst



Brandon Wheeling
Analyst

Support Staff

Support Staff



Joyce Boles
Executive
Secretary/
Football



Jorrell Bostrom
Director of Player
Development



Ken Carter
Player
Development



Jason Davis
On-Campus
Coordinator
Recruiting



Claudia Gleaton
Asst. for Football
Recruiting



Doug Goodwin
Director of High
School Relations/
NFL Liaison



Bethany Gunn
On-Campus
Coordinator
Recruiting



Kenny Ingram
Director of Player
Relations



Bo Larkin
Football Video
Coordinator



Mollie Moore
Director of
Recruiting
Operations



Jeremy Roberts
Associate AD/
Operations



Stefan Schmidt
Director of Player
Personnel



Patrick Suddes
Assistant AD for
Football



Emily Ann Tatum
Assistant to the
Head Football
Coach



Brett Whiteside
Director of Football
Operations



**Rev. Chette
Williams**
Team Chaplain

Strength and Conditioning




Lauren Silvio
Sports Dietician



Ashley Wallace
On-Campus
Coordinator
Recruiting



Ryan Russell
Head Strength
& Conditioning
Coach



Morris Henry
Asst. Strength
& Conditioning
Coach



Anthony Kincy
Asst. Strength
& Conditioning
Coach



Bryan Tatum
Asst. Strength
& Conditioning
Coach



Connor Mielke
Asst. Strength
& Conditioning
Coach

Athletic Training Staff



Joe-Joe Petrone
Director of Sports
Medicine



Robbie Stewart
Head Football
Athletic Trainer



Kirk Nielson
Senior Athletic
Trainer for Football



Andrew Crane
Assistant Athletic
Trainer for Football



Dana Marquez
Associate AD/
Equipment
Operations



Brad Rapacz
Assistant Equip-
ment Manager



Hunter Smithwick
Assistant
Equipment
Manager

Equipment Staff

Medical Staff



**Dr. Michael
Goodlett**
Team Physician



**Dr. James
Andrews**
Orthopaedic
Surgeon



Dr. Siraj Abdullah
Associate Primary
Care Team
Physician



Dr. Jos Edison
Associate Primary
Care Team
Physician



Dr. Jesse Pace
Associate Team
Orthopaedic
Surgeon



David Walsh
Manager of
Physical Therapy

Administration



Steven Leath
Auburn University President

Steven Leath became Auburn University's 19th president in June 2017. A proven university leader with expertise in teaching, outreach, research, and economic development, Dr. Leath's goal is to strengthen Auburn's impact as a leading land-grant institution. He has three top priorities: educating students with a focus on leadership that prepares them for life; increasing research and scholarship while growing collaborations with business, industry, and government partners; and increasing the university's profile nationally and internationally.

Prior to arriving at Auburn, Dr. Leath served for more than five years as president of Iowa State University, a top research institution with an international reputation in science and technology. While he was president, the university achieved its highest student graduation rate, lowered student debt, grew research expenditures, set fundraising records, secured its largest private gift for an academic facility and its largest cash gift, and expanded the research park.

Trained as a plant scientist, Dr. Leath served at three universities in teaching, research, and economic development posts en route to his positions at Iowa State and Auburn.

Dr. Leath was vice president for research and sponsored programs for the 16-campus University of North Carolina System. Under his leadership, external research grants and contracts steadily increased and technology transfer activities were streamlined to make the universities more attractive to private sector partners and more responsive to state needs. He also helped develop the North Carolina Research Campus, a private-public venture that fosters advancements in biotechnology, nutrition, and health.

At North Carolina State University in Raleigh, Dr. Leath held several positions of increasing responsibility and prominence. Those positions include director of the North Carolina Agricultural Research Service, associate dean of the College of Agriculture and Life Sciences, professor, and research leader and plant pathologist with the U.S. Department of Agriculture's Agricultural Research Service.

Dr. Leath began his academic career at the University of Illinois, Urbana, as an extension plant pathologist. He has published numerous articles on plant disease resistance, plant breeding, and related areas and has presented his scientific work throughout the U.S. and in numerous countries. He holds a bachelor's degree in plant science from Pennsylvania State University, master's degree in plant science from the University of Delaware, and doctorate in plant pathology from the University of Illinois.

Dr. Leath and his wife, Janet, have two sons, Eric and Scott, and two dogs.



Jay Jacobs
Athletics Director

Jay Jacobs was named Auburn's 14th Director of Athletics in December 2004. A walk-on football player under legendary coach Pat Dye, Jacobs earned his undergraduate and master's degrees in business administration from Auburn in 1985 and 1988 respectively and is a two-time graduate of the Harvard Business School Leadership Best Practices program. He is a member of the Auburn chapter of Phi Kappa Phi honorary.

Under Jacobs' leadership, annual revenue has grown from \$46 million to over \$145 million. The department fully funds its 21 sports, 12 of which are women's sports, through the reinvestment of operating cash flow. During Jacobs' tenure as AD, each sports program has been provided a new or renovated facility through investments of over \$240 million. Auburn student-athletes currently hold an average cumulative GPA of 3.17, the highest in program history. Over 40 percent of Auburn's student-athletes are on track to graduate with honors, up from 25 percent five years ago. Fan satisfaction surveys consistently rank Auburn as having the best game day experience in the SEC.

Consistent with his vision to be the best school for the best athletes, Jacobs is acutely focused on the attainment of the Fearless & True capital campaign fund-raising goal of \$61.7 million that will support a range of facility enhancements.

Jacobs was named a 2017 NACDA / Under Armour Athletics Director of the Year and was one of five finalists for the 2017 Sports Business Journal Athletics Director of the Year. Jacobs is the current Chair of the Southeastern Conference Athletics Directors and is a member of NCAA Division I Strategic Vision and Planning Committee.

Jacobs is married to the former Angie Sapp of Dublin, Ga. The couple has three daughters.

2017 Auburn Football Game Recaps

Sept. 2, 2017 • SECN • Jordan-Hare Stadium (87,451) • Auburn, Ala.

GEORGIA SOUTHERN 7

#12 AUBURN 41

GAME 1

Relying on a smothering defense that allowed only 78 yards and a powerful ground game that produced 351, Auburn beat Georgia Southern 41-7 in the Tigers 2017 season opener.

Facing a triple option offense, Kevin Steele's unit provided three options of its own: tackles for loss (12), sacks (5), and scant passing yards (8).

Kerryon Johnson and Kam Martin each rushed for 136 yards and scored touchdowns. Jarrett Stidham added a 14-yard touchdown run.

Daniel Carlson scored the season's first points on a 50-yard field goal on Auburn's opening possession.

After back-to-back three-and-outs by Auburn's defense, Johnson scored on a 60-yard run on a one-play drive that made it 10-0 Auburn with 5:11 left in the first quarter.

Georgia Southern scored its only points on a 22-yard fumble return to make it 10-7.

After Johnson's 34-yard gain, his last carry of the night, Stidham's touchdown run gave Auburn a 17-7 lead.

Martin scored from 36 to give Auburn a 24-7 halftime lead.

Stidham's first touchdown pass, a 19-yarder to Ryan Davis, put Auburn up 31-7 early in the third quarter.

Carlson's second field goal, a 37-yarder, made it 34-7 with 5:20 left in the third.

Stidham connected with Will Hastings on a 19-yard touchdown pass with 9:18 remaining for the final score.

Stidham completed 14 or 24 passes for 185 yards, two touchdowns and an interception.

Hastings led Auburn with four receptions for 68 yards and a touchdown.

Auburn averaged 6.6 yards per carry.

Georgia Southern was 0-for-15 on third down. Tre' Williams led Auburn's defense with 10 tackles and two sacks.

Five Tigers made their first starts: Stidham, offensive linemen Prince Tega Wanogho and Mike Horton, and defensive linemen Derrick Brown and Jeff Holland.

SCORING SUMMARY

Georgia Southern..	7	0	0	0	—	7
#12 Auburn	10	14	10	7	—	41

AU - Carlson 50 yd field goal, 1st, 12:01
 AU - K. Johnson 60 yd run (Carlson kick), 1st, 5:11
 GS - Reese 22 yd fumble return (Bass kick), 1st, 0:36
 AU - Stidham 14 yd run (Carlson kick), 2nd, 8:36
 AU - Martin 36 yd run (Carlson kick), 2nd, 4:52
 AU - R. Davis 19 yd pass from Stidham (Carlson kick), 3rd, 10:56
 AU - Carlson 37 yd field goal, 3rd, 5:20
 AU - Hastings 19 yd pass from Stidham (Carlson kick), 4th, 9:18

TEAM STATISTICS

	GS	AU
First Downs	8	25
Rushes-Yards	47-70	53-351
Passing Yards	8	184
Comp-Att-Int	4-9-1	15-26-1
Total Plays-Yards	56-78	79-535
Punts-Avg.	11-38.9	1-42.0
Fumbles-Lost	0-0	4-2
Penalties-Yards	3-15	4-42
3rd Down Conv.	0-of-15	6-of-16
Time of Possession	29:28	30:32

INDIVIDUAL STATISTICS

RUSHING: (GS) - Ramsby 11-33, Fields 11-21, Werts 23-16, Godfrey 1-1, Campbell 1(-1). (AU) - Martin 14-136 (TD), K. Johnson 16-136 (TD), Barrett 5-26, Stidham 9-17 (TD), Miller 3-15, Igbinoghene 1-11, Stove 2-7, Adams 2-6, TEAM 1(-3).

PASSING: (GS) - Werts 4-8-1-8. (AU) - Stidham 14-24-1-185 (2 TD), Adams 1-2-0(-1).

RECEIVING: (GS) - Fields 2(-4), Fortune 1-7, Richardson 1-5. (AU) - Hastings 4-68 (TD), Slayton 3-43, Stove 3-22, R. Davis 2-23 (TD), Cannella 1-19, Martin 1-10, Igbinoghene 1(-1).

Sept. 9, 2017 • ESPN • Memorial Stadium (81,799) • Clemson, S.C.

#13 AUBURN 6

#3 CLEMSON 14

GAME 2

Auburn's defense recovered two fumbles and Daniel Carlson kicked a pair of fields goals but Clemson quarterback Kelly Bryant ran for two touchdowns in No. 3 Clemson's 14-6 win.

Kamryn Pettway led Auburn with 74 yards on 22 carries. Ryan Davis made 8 receptions for 32 yards.

Jarrett Stidham completed 13-of-24 passes for 79 yards.

Carlson extended his career Auburn scoring record to 371 points, No. 7 all-time in SEC history.

"They have a great defense," Stidham said. "They're defending national champions for a reason. They did a lot of good things on defense. We just have to execute a lot better."

Carlton Davis made 11 solo tackles to lead No. 13 Auburn's defense.

"Our defense, I already knew that they were an outstanding defense," Malzahn said. "That's a very good offense. They held them to 14 points, played their guts out and gave us a chance to win it."

Bryant's 27-yard scoring run on the opening drive of the second half accounted for the final score.

In the third quarter, Marlon Davidson caused a fumble, with Tray Matthews recovering, to give the Tigers an opportunity to close the gap.

In the fourth quarter, Stephen Roberts' 25-yard punt return gave Auburn its best field position of the second half at its 45.

Both defenses limited offenses accustomed to explosive performances, with Auburn holding Clemson to 283 yards while Clemson held Auburn to 117.

Auburn sacked Clemson's quarterbacks three times while Clemson recorded 11 sacks.

The visiting Tigers led 7-6 at the half.

Auburn scored on its opening possession, consuming more than half of the first quarter on a 15-play drive resulting in Daniel Carlson's 24-yard field goal

Jeremiah Dinson's fumble recovery gave Auburn the ball at Clemson's 11, setting up Carlson's 28-yard field goal with 14:17 left in the first half.

Late in the first half, Clemson drove 88 yards on 12 plays for the go-ahead score. Quarterback Kelly Bryant scored from the 3 with the extra-point giving Clemson a one-point lead at the half.

SCORING SUMMARY

#13 Auburn	3	0	0	—	6
#3 Clemson	0	7	7	0	14

AU - Carlson 24 yd field goal, 1st, 7:13
 AU - Carlson 28 yd field goal, 2nd, 14:17
 CU - Bryant 3 yd run (Huegel kick), 2nd, 0:48
 CU - Bryant 27 yd run (Huegel kick), 3rd, 11:48

TEAM STATISTICS

	AU	CU
First Downs	13	18
Rushes-Yards	42-38	36-96
Passing Yards	79	185
Comp-Att-Int	13-24-0	20-31-0
Total Plays-Yards	66-117	67-281
Punts-Avg.	8-40.5	6-42.7
Fumbles-Lost	1-0	2-2
Penalties-Yards	5-40	8-60
3rd Down Conv.	6-of-18	9-of-16
Time of Possession	32:25	27:35

INDIVIDUAL STATISTICS

RUSHING: (AU) - Pettway 22-74, Stove 1-6, Cox 1-0, Stidham 18(-42). (CU) - Bryant 19-59 (2 TD), Choice 7-17, Feaster 3-15, Fuller 4-9, Cooper 1-0, TEAM 2(-4).

PASSING: (AU) - Stidham 13-24-0-79. (CU) - Bryant 19-29-0-181, Cooper 1-2-0-4.

RECEIVING: (AU) - R. Davis 8-32, Hastings 2-12, Craig Myers 1-23, K. Davis 1-7, Martin 1-5. (CU) - Renfrow 9-62, McCloud 6-81, Cain 2-27, Powell 1-6, Rodgers 1-5, Choice 1-4.

2017 Auburn Football Game Recaps

Sept. 16, 2017 • SECN-A • Jordan-Hare Stadium (87,033) • Auburn, Ala.

MERCER

10

#15 AUBURN

24

GAME 3

Quarterback Jarrett Stidham played easily his best game as an Auburn Tiger. Kamryn Pettway rushed for three touchdowns. But it was the Auburn defense that stood out once again and forced a key three-and-out in the fourth quarter that helped propel the Tigers past Mercer, 24-10, on Saturday.

Mercer had cut the lead to seven and had a chance to tie the game with a touchdown, but the defense was having none of it. On first down, Byron Cowart and Big Kat Bryant stopped the running back for a loss of three. After an incomplete pass on second down, Derrick Brown got pressure on the quarterback and knocked the pass down on third down. And backed up deep in their own territory, the Bears were forced to punt.

When Auburn got the ball back, the offense marched down the field and put the game out of reach with a four-yard touchdown run from Pettway. It was Pettway's third touchdown on the day and second out of the Wildcat position. He finished with 128 yards on the ground and also caught three passes for 32 yards.

It was a signature day for Stidham, too, who went 32 of 37 through the air for 367 yards and connected with nine different receivers.

Auburn outgained Mercer, 510 to 246, but five turnovers by Auburn -- four fumbles and one interception -- allowed the Bears to hang around into the fourth quarter.

"I feel like we moved the football and did some good things," Auburn coach Gus Malzahn said after the game. "I don't remember the last time we had a quarterback [go] 32 for 37. That's a positive sign. But the underlying thing that's really carrying with me is the five turnovers.

"I'm the head coach. We have to solve that. It starts with me. I have to solve that. We're going to get hard on that. It is uncharacteristic, but if you put that aside, there are some good things that you can carry on to conference play."

Defensively, Jeremiah Dinson and Tre' Williams led Auburn with six tackles apiece, and thanks to seven tackles for loss, the Tigers held Mercer to 3.7 yards per play. Freshman Traivon Leonard made the game-clinching stop on fourth down with less than two minutes remaining.

Fellow freshmen Noah Igbinoghene and Devan Barrett also made contributions on offense. Igbinoghene caught three passes for 24 yards, and Barrett added three grabs for 17 yards. In all, 11 freshmen participated for the Tigers on Saturday.

Fellow freshmen Noah Igbinoghene and Devan Barrett also made contributions on offense. Igbinoghene caught three passes for 24 yards, and Barrett added three grabs for 17 yards. In all, 11 freshmen participated for the Tigers on Saturday.

SCORING SUMMARY

Mercer	0	3	0	7	—	10
#15 Auburn	7	3	7	7	—	24

AU - Pettway 4 yd run (Carlson kick), 1st, 1:03
 MU - Fisher 21 yd FG, 2nd, 5:09
 AU - Carlson 29 yd FG, 2nd, 0:37
 AU - Pettway 9 yd run (Carlson kick), 3rd, 8:06
 MU - Irvin 7 yd pass from Riley (Fisher kick), 4th, 13:48
 AU - Pettway 4 yd run (Carlson kick), 4th, 4:50

TEAM STATISTICS

	MU	AU
First Downs	12	26
Rushes-Yards	35-100	43-146
Passing Yards	146	364
Comp-Att-Int	20-32-0	32-37-1
Total Plays-Yards	67-246	80-510
Punts-Avg.	8-41.5	2-36.5
Fumbles-Lost	0-0	5-4
Penalties-Yards	2-30	6-65
3rd Down Conv.	6-of-18	12-of-17
Time of Possession	32:08	27:52

INDIVIDUAL STATISTICS

RUSHING: (MU) - Leggett 11-39, Mitchell 11-30, Riley 4-16, Lakes 8-13, Brumby 1-2. (AU) - Pettway 34-128 (3 TD), Stidham 7-23, TEAM 2-(-5).
PASSING: (MU) - Riley 20-32-0-146 (TD). (AU) - Stidham 32-37-1-364.
RECEIVING: (MU) - Irvin 6-65 (TD), Walker 6-33, Mitchell 4-31, Curtis 2-6, Lakes 1-6, Ward 1-5. (AU) - R. Davis 9-68, Stove 4-45, Hastings 3-71, K. Davis 3-62, Craig-Myers 3-40, Pettway 3-32, Igbinoghene 3-24, Barrett 3-17, Cannella 1-5.

Sept. 16, 2017 • SECN-A • Jordan-Hare Stadium (87,033) • Auburn, Ala.

#15 AUBURN

51

MISSOURI

14

GAME 4

The game marked Auburn's first trip to Missouri in program history, and after a convincing 51-14 win, it's likely the visiting Tigers can't wait to come back. They dominated in all three phases and secured their first SEC victory of the season.

After struggling at times the past couple weeks, the offense put together its best performance through the first four games. On the first play from scrimmage, Jarrett Stidham connected with Kyle Davis for 58 yards -- the longest pass play of the season for Auburn. The drive was capped by a Kerryon-Johnson touchdown run, a theme for the rest of the night.

Johnson, playing for the first time since the season opener, ran for 48 yards and five touchdowns -- one shy of the Auburn single-game record set by Carnell "Cadillac" Williams in 2003. As a team, the Tigers rushed for 263 yards.

Stidham had another solid day through the air as he went 13 of 17 for 218 yards and threw a 57-yard strike to Nate Craig-Myers for his lone touchdown of the game. Late in the third quarter, he gave way to true freshman Malik Willis, who got his first snaps at quarterback and finished the game for Auburn.

The defense might not have played up to its standard, allowing 340 total yards, but it was still another impressive effort by a unit that came in No. 2 nationally in total defense. The performance was highlighted by six tackles for loss, two sacks and four turnovers.

The first turnover came on Missouri's second drive when Carlton Davis pulled in his first interception of the season. Then early in the second quarter, Jeff Holland hit Drew Lock as he was attempting to throw the ball. Teammate Marlon Davidson picked up the loose football and returned it 33 yards to set up another Auburn touchdown. In the second half, Montavious Atkinson forced a fumble that was recovered by Daniel Thomas. And on Missouri's last drive, true freshmen Jordyn Peters sacked the quarterback, knocked the ball out and fellow freshmen Tyrone Truesdell pounced on the loose football.

Even the special teams got back on the right track Saturday. Kicker Daniel Carlson, who had missed some kicks to begin the season, looked like the Lou Groza Award finalist from a year ago as he made all three of his field-goal attempts from 41, 52 and 54 yards.

SCORING SUMMARY

#15 Auburn	14	17	17	3	—	51
Missouri	0	7	0	7	—	14

AU - K. Johnson 1 yd run (Carlson kick), 1st, 10:44
 AU - K. Johnson 2 yd run (Carlson kick), 1st, 8:07
 AU - K. Johnson 1 yd run (Carlson kick), 2nd, 13:32
 AU - K. Johnson 7 yd run (Carlson kick), 2nd, 7:45
 MU - Crockett 19 yd pass from Lock (McCann kick), 2nd, 4:06
 AU - Carlson 41 yd field goal, 2nd, 1:45
 AU - K. Johnson 1 yd run (Carlson kick), 3rd, 10:35
 AU - Craig-Myers 57 yd pass from Stidham (Carlson kick), 3rd, 9:21
 AU - Carlson 52 yd field goal, 3rd, 2:25
 AU - Carlson 54 yd field goal, 4th, 13:24
 MU - Moore 25 yd pass from Lock (McCann kick), 4th, 12:15

TEAM STATISTICS

	AU	MU
First Downs	22	21
Rushes-Yards	53-263	31-124
Passing Yards	219	216
Comp-Att-Int	16-21-0	23-39-1
Total Plays-Yards	74-482	70-340
Punts-Avg.	3-39.3	6-38.5
Fumbles-Lost	0-0	3-3
Penalties-Yards	5-50	7-55
3rd Down Conv.	7-of-15	4-of-13
Time of Possession	34:20	25:40

INDIVIDUAL STATISTICS

RUSHING: (AU) - Martin 9-74, Stove 3-56, K. Johnson 18-48 (5 TD), Miller 9-40, Stidham 5-35, Willis 7-11, Barrett 1-0, Team 1-(-1). (MU) - Crockett 13-57, Rountree 4-32, Witter 7-22, Lock 5-9, Fatony 1-3, Collins 1-1.
PASSING: (AU) - Stidham 13-17-0-218 (TD), Willis 3-4-0-1. (MU) - Lock 23-39-1-216 (2 TD).
RECEIVING: (AU) - R. Davis 4-21, Craig-Myers 2-61 (TD), Hastings 2-59, K. Johnson 2-15, K. Davis 1-58, Stove 1-3, Miller 1-3, Barrett 1-1, King 1-0, Igbinoghene 1-(-2). (MU) - Johnson 10-85, Moore 2-35 (TD), Okwuegbunam 2-26, Mason 2-19, Floyd 2-14, Crockett 1-19 (TD), Reese 1-8, Blanton 1-7, Brown 1-5, Witter 1-(-2).

2017 Auburn Football Game Recaps

Sept. 30, 2017 • ESPN • Jordan-Hare Stadium (86,901) • Auburn, Ala.

#24	MISSISSIPPI STATE	10
#13	AUBURN	49

GAME 5

Dominating defense, a vertical passing game and a trio of Kerryon Johnson touchdowns highlighted No. 13 Auburn's 49-10 win Saturday over No. 24 Mississippi State.

Auburn gained 205 yards on four of Jarrett Stidham's passes, including a 57-yarder to Eli Stove that Stidham launched from deep in Auburn's end zone to begin a 99-yard drive.

While Stidham averaged 20 yards per completion (13-for-16 for 264 yards), Auburn limited MSU's Nick Fitzgerald to 157 passing yards, while forcing 20 incompletions.

Auburn intercepted Fitzgerald twice, with Javaris Davis' 37-yard interception return early in the fourth quarter giving the Tigers a 42-10 lead. Tray Matthews made Auburn's other interception.

Through five games, Auburn has allowed 55 points. The Tigers are the only FBS team to allow 14 or fewer points in each game this season.

Johnson gained 116 yards on 23 carries, scoring three touchdowns, including two in the second half as Auburn pulled away.

Malik Willis scored his first Auburn touchdown, a 67-yarder with 3:04 remaining for the final score.

On the game's third play, Johnson ran 58 yards to MSU's 5. Four plays later, Johnson scored his seventh touchdown of the season on fourth-and-goal from the 1 after Malzahn called a timeout and decided against attempting a field goal.

State kicked a 40-yard field goal after recovering a Stidham fumble.

Auburn responded with razzle dazzle; a 49-yard flea flicker from Stidham to Darius Slayton. After Johnson's 13-yard run, Stidham hit Ryan Davis, who reached for the pylon for a 7-yard TD to put Auburn ahead 14-3 with 4:55 left in the first quarter.

After Auburn's defense forced its second three-and-out, Stidham found a wide open Will Hastings for a 47-yard, one-play drive that made it 21-3 with 13:38 remaining in the second quarter.

Auburn maintained the momentum when Daniel Thomas stopped

SCORING SUMMARY

#24 Mississippi St.	3	0	0	—	10
#13 Auburn	14	7	7	21	49

AU - K. Johnson 1 yd run (Carlson kick), 1st, 12:00
 MS - Christmann 40 yd FG, 1st, 6:41
 AU - R. Davis 7 yd pass (Carlson kick), 1st, 4:55
 AU - Hastings 47 yd pass (Carlson kick), 2nd, 13:38
 MS - J. Johnson 5 yd pass (Christmann kick), 2nd, 0:59
 AU - K. Johnson 2 yd run (Carlson kick), 3rd, 9:02
 AU - K. Johnson 1 yd run (Carlson kick), 4th, 12:03
 AU - J. Davis 37 yd INT (Carlson kick), 4th, 10:42
 AU - Willis 67 yd run (Carlson kick), 4th, 3:04

TEAM STATISTICS

	MS	AU
First Downs	18	14
Rushes-Yards	47-194	39-244
Passing Yards	157	267
Comp-Att-Int	13-37-2	14-17-0
Total Plays-Yards	84-351	56-511
Punts-Avg.	5-44.6	3-36.3
Fumbles-Lost	1-0	2-2
Penalties-Yards	10-39	1-15
3rd Down Conv.	7-of-21	6-of-12
Time of Possession	34:20	25:40

INDIVIDUAL STATISTICS

RUSHING: (MS) - Fitzgerald 13-56, A. Williams 15-49, Hill 8-34, K. Thompson 4-28, Gibson 5-22, Cooke 1-3, Mixon 1-2. (AU) - K. Johnson 23-116 (3 TD), Willis 1-67, Stove 1-30, Barrett 2-20, Miller 3-17, Pettway 5-6, Stidham 4-(-12).

PASSING: (MS) - Fitzgerald 13-33-2-157 (TD), K. Thompson 0-4-0-0. (AU) - Stidham 13-16-0-264 (2 TD), Willis 1-1-0-3.

RECEIVING: (MS) - J. Johnson 3-9 (TD), Couch 2-60, Jackson 2-17, Todd 2-12, Mixon 1-45, Gray 1-6, Thomas 1-5, A. Williams 1-3. (AU) - R. Davis 6-32 (TD), Stove 2-75, K. Davis 1-52, Slayton 1-49, Hastings 1-47 (TD), Cox 1-6, K. Johnson 1-3, Igbinoghene 1-3.

State's punter 1 yard short of a first down on a fake punt, but a 52-yard field goal attempt hit the upright. The Bulldogs scored on a 5-yard touchdown pulled MSU within 21-10 with 59 seconds left in the half, but Auburn outscored State 28-0 in the second half.

Oct. 7, 2017 • SECN • Jordan-Hare Stadium (86,700) • Auburn, Ala.

#12	OLE MISS	23
#12	AUBURN	44

GAME 6

The early kickoff did nothing to deter Auburn on Saturday. The Tigers scored touchdowns on each of their first five drives, jumping out to a 35-3 lead in the first half, and finished with a 44-23 win over Ole Miss.

"I'm extremely proud of our team," Auburn coach Gus Malzahn said. "This was a game that a lot of teams could have come out and flopped around in the first half, especially with what happened last week with us and them. I'm really proud of our leadership that we answered the bell. We came out of the gate, playing extremely well on all three phases."

Kerryon Johnson picked up right where he left off the previous two weeks, rushing for a career-high 204 yards and three touchdowns on 28 carries. The junior running back has now rushed for 11 touchdowns over his last three games, and as of the conclusion of Saturday's game, he currently leads the nation with 12 rushing touchdowns on the season.

"It felt great," Johnson said. "I felt so close to normal, and I just couldn't hide it. In the open field, I was making people miss. I was able to get up to a faster speed than last week. And it just felt really good to be close to normal. I know I'm getting better. I just have to keep it going."

Led by Johnson, the Auburn offense piled up a total of 561 yards against Ole Miss. Quarterback Jarrett Stidham went 14 of 21 and threw for 235 yards and two touchdowns.

The longest play of the day came on Auburn's second drive when Stidham threw a short screen pass to Ryan Davis, who took it 75 yards to the house. Davis got key blocks from Austin Golson, Casey Dunn, Nate Craig-Myers, and Will Hastings, as he sprinted up the Auburn sideline before crossing the field and eventually crossing the goal line.

It was Auburn's longest offensive play of the season.

On defense, the Tigers slowed down a potent Ole Miss attack. Sophomore defensive tackle Derrick Brown led the way with six tackles, two tackles for loss, and he combined with teammate Jeff Holland on a sack.

SCORING SUMMARY

Ole Miss	3	0	7	13	—	23
#12 Auburn	14	21	6	3	—	44

AU - K. Johnson 17 yd run (Carlson kick), 1st, 7:31
 OM - Wunderlich 27 yd FG, 1st, 4:19
 AU - R. Davis 75 yd pass (Carlson kick), 1st, 4:04
 AU - Slayton 19 yd pass (Carlson kick), 2nd, 14:53
 AU - K. Johnson 48 yd run (Carlson kick), 2nd, 12:24
 AU - K. Johnson 5 yd run (Carlson kick), 2nd, 6:38
 AU - Carlson 49 yd FG, 3rd, 13:53
 OM - Metcalf 9 yd pass (Logan kick), 3rd, 11:07
 AU - Carlson 25 yd FG, 3rd, 3:05
 OM - Metcalf 8 yd pass (Logan kick), 4th, 12:27
 AU - Carlson 35 yd FG, 4th, 6:32
 OM - Wilkins 1 yd run (Patterson pass failed), 4th, 2:57

TEAM STATISTICS

	OM	AU
First Downs	23	25
Rushes-Yards	30-83	51-326
Passing Yards	346	235
Comp-Att-Int	34-51-0	14-21-0
Total Plays-Yards	81-429	72-561
Punts-Avg.	6-44.5	3-41.0
Fumbles-Lost	2-0	0-0
Penalties-Yards	4-30	3-30
3rd Down Conv.	8-of-18	9-of-16
Time of Possession	27:52	32:08

INDIVIDUAL STATISTICS

RUSHING: (OM) - Wilkins 13-65 (TD), Pennamon 11-19, Swinney 2-9, Patterson 4-(-10). (AU) - K. Johnson 28-204 (3 TD), Martin 9-50, Stove 2-36, Miller 8-21, Willis 2-16, Barrett 1-5, Stidham 1-(-6).

PASSING: (OM) - Patterson 34-51-0-346 (2 TD). (AU) - Stidham 14-21-0-235 (2 TD).

RECEIVING: (OM) - Brown 10-109, Jefferson 8-89, Wilkins 5-66, Metcalf 4-28 (2 TD), Pennamon 3-14, Knox 2-32, Lodge 2-8. (AU) - Stove 3-17, R. Davis 2-75 (TD), Slayton 2-39 (TD), Craig-Myers 2-34, K. Johnson 2-23, K. Davis 1-31, Hastings 1-13, Cox 1-3.

It was also a memorable day for Auburn kicker Daniel Carlson, who went 3 of 3 on field goals (49, 25, 35) and was a perfect 5 of 5 on extra points. The senior's last field goal gave him 413 career points, making him the all-time leading scorer in SEC history.

2017 Auburn Football Game Recaps

Oct. 13, 2017 • CBS • Tiger Stadium (101,601) • Baton Rouge, La.

#10	AUBURN	23
	LSU	27

GAME 7

Kerryon Johnson ran for 156 yards and scored his 13th touchdown of the season, but two late LSU field goals gave the Bengal Tigers a 27-23 win over No. 10 Auburn Saturday at Tiger Stadium.

DJ Chark's 75-yard punt return for a touchdown cut Auburn's lead to two points at 23-21 with 14:33 left in the game.

Connor Culp's 42-yard field goal gave LSU its only lead with 2:36 to play. The LSU kicker added a 36-yard kick with 38 seconds remaining.

Auburn's last drive ended at its 33-yard line when LSU sacked Jarrett Stidham on fourth down with two seconds left.

Needing a fast start after falling behind early in recent trips to Baton Rouge, Auburn delivered, getting points on the opening drive courtesy of Daniel Carlson's 46-yard field goal.

On LSU's third play, Stephen Roberts stripped the ball after Chark's 39-yard reception. Carlton Davis recovered, returning 12 yards to Auburn's 48.

One play later, Stidham hit Will Hastings for a 49-yard touchdown and a 10-0 Auburn lead with 11:31 remaining in the first quarter. Hastings had three receptions for 65 yards.

After Nick Coe's tackle for loss forced an LSU punt, Stidham beat a blitz by finding Ryan Davis, who ran 52 yards to the 3, leading to Johnson's 4-yard TD, No. 13 on the season. Johnson logged a career-high 31 carries.

Auburn added to its lead in the second quarter. Stidham's 25-yard pass to a diving Darius Slayton set up Carlson's second field goal, a 48-yarder, giving the visiting Tigers a 20-0 lead at the 12:50 mark.

On a 70-yard LSU run, Marlon Davidson ran down Russell Gage, eventually catching the receiver at the Auburn 7. Stephen Sullivan's 1-yard touchdown run got LSU on the board at 20-7.

Davis laid out for a 15-yard highlight-reel catch, leading to Carlson's third field goal, a 26-yarder that put Auburn up 23-7 with 2:16 left in the half.

SCORING SUMMARY

#10 Auburn	17	6	0	0	—	23
LSU	0	14	0	13	—	27

AU - Carlson 46 yd FG, 1st, 13:07
 AU - Hastings 49 yd pass from Stidham (Carlson kick), 1st, 11:31
 AU - K. Johnson 4 yd run (Carlson kick), 1st, 3:30
 AU - Carlson 48 yd FG, 2nd, 12:50
 LS - Sullivan 1 yd run (Culp kick), 2nd, 9:19
 AU - Carlson 26 yd FG, 2nd, 2:16
 LS - Gage 14 yd pass from Etling (Culp kick), 2nd, 0:32
 LS - Chark 75 yd punt return (Culp kick), 4th, 14:33
 LS - Culp 42 yd FG, 4th, 2:36
 LS - Culp 36 yd FG, 4th, 0:38

TEAM STATISTICS

	AU	LS
First Downs	17	14
Rushes-Yards	44-189	39-157
Passing Yards	165	206
Comp-Att-Int	9-26-0	13-25-0
Total Plays-Yards	70-354	65-363
Punts-Avg.	6-40.0	7-39.7
Fumbles-Lost	0-0	1-1
Penalties-Yards	6-26	7-61
3rd Down Conv.	3-of-14	6-of-17
Time of Possession	30:30	29:30

INDIVIDUAL STATISTICS

RUSHING: (AU) - K. Johnson 31-156 (TD), Stove 3-15, Stidham 6-11, Pettway 4-7. (LS) - Guice 20-71, Gage 2-71, Williams 6-18, Dillon 2-8, Sullivan 1-1 (TD), McMillan 1-(-1), TEAM 1-(-2), Etling 6-(-9).
PASSING: (AU) - Stidham 6-26-0-165 (TD). (LS) - Etling 13-24-0-206 (TD), Gage 0-1-0-0.
RECEIVING: (AU) - Hastings 3-65 (TD), R. Davis 2-67, Slayton 1-25, Cannella 1-7, K. Johnson 1-1, Barrett 1-0. (LS) - Chark 5-150, Gage 3-28 (TD), Moreau 2-7, Dillon 1-14, Guice 1-5, Williams 1-2.

LSU scored with 32 second left when Danny Etling hit Gage for from 14 yards, trimming Auburn's halftime lead to 23-14.

Defensively, Jeff Holland led Auburn with two sacks while Stephen Roberts, Darrell Williams, Deshaun Davis and Dontavius Russell each had seven tackles.

Oct. 21, 2017 • CBS • Tiger Stadium (101,601) • Baton Rouge, La.

#21	AUBURN	52
	ARKANSAS	20

GAME 8

Establish the running game? Check. Play with tempo? Check. Force turnovers? Check. Play four quarters? Check. Respond after last week's game? Check. Auburn checked all the boxes in a 52-20 win at Arkansas.

The Tigers (6-2, 4-1), who outgained Arkansas, 629 to 334, looked hungry and eager to prove they still belonged in the conversation as one of the contenders in the SEC.

The offense was spearheaded by its rushing attack as Auburn finished with 345 yards on the ground. It was a heavy dose of Kerryon Johnson in the first half, but Kamryn Pettway, who had been battling an injury all season, took over in the second half. The redshirt junior led the Tigers with 90 yards and three touchdowns on just 11 carries.

The quarterbacks also contributed to the ground game Saturday. Starter Jarrett Stidham rushed for 49 yards and a touchdown, and backup Malik Willis added 62 yards on just two carries as he led a scoring drive in the fourth quarter that finished with a four-yard pass from Willis to fellow freshman Devan Barrett. It was Barrett's first career touchdown at Auburn.

The play of the night, though, came midway through the third quarter following a turnover by the defense. It was the first play of the drive, and Auburn ran a reverse to Ryan Davis. But instead of running with it, the former high school quarterback chucked a deep pass on the run to a streaking Darius Slayton, who caught it and ran into the end zone for a 62-yard touchdown. Slayton led the Tigers with 146 yards receiving on four catches.

Not to be outdone, the Auburn defense wreaked havoc all night in the Arkansas backfield and put together another solid performance. The Tigers finished with eight tackles for loss, six sacks, three forced fumbles, and the first string didn't allow a touchdown.

Though six different Auburn players finished with at least half a sack,

SCORING SUMMARY

#21 Auburn	10	7	28	7	—	52
Arkansas	3	3	7	7	—	20

AU - Stidham 15 yd run (Carlson kick), 1st, 11:39
 UA - Limpert 34 yd FG, 1st, 7:57
 AU - Carlson 21 yd FG, 1st, 1:04
 AU - K. Johnson 2 yd run (Carlson kick), 2nd, 3:07
 UA - Limpert 38 yd FG, 2nd, 0:40
 AU - Pettway 2 yd run (Carlson kick), 3rd, 12:10
 AU - Pettway 38 yd run (Carlson kick), 3rd, 7:33
 AU - Slayton 62 yd pass from R. Davis (Carlson kick), 3rd, 4:13
 UA - Warren 100 yd KOR, 3rd, 3:57
 AU - Pettway 11 yd run (Carlson kick), 3rd, 0:28
 AU - Barrett 4 yd pass from Willis (Carlson kick), 4th, 9:44
 UA - Whaley 2 yd run (Limpert kick), 4th, 3:07

TEAM STATISTICS

	AU	ARK
First Downs	26	19
Rushes-Yards	47-345	42-171
Passing Yards	284	163
Comp-Att-Int	21-30-1	15-26-0
Total Plays-Yards	77-629	68-334
Punts-Avg.	2-36.5	6-45.0
Fumbles-Lost	1-1	4-3
Penalties-Yards	3-25	7-50
3rd Down Conv.	9-of-15	5-of-16
Time of Possession	31:10	28:50

INDIVIDUAL STATISTICS

RUSHING: (AU) - Pettway 11-90 (3 TD), Johnson 21-63, (TD), Willis 2-62, Stidham 4-49, Stove 1-45, Miller 5-22, Barrettm 2-10, Martin, 1-4; (ARK) Williams 14-86, Hayden, 2-42, Whaley 9-31 (TD), Kelley 15-14, Stewart 2-(-2).
PASSING: (AU) - Stidham 19-28-1-218; R. Davis 1-1-0-62 (TD); Willis 1-1-0-4 (TD), (ARK) - Kelley 15-26-0-163.
RECEIVING: (AU) - R. Davis 8-63, Slayton 4-146 (TD), Stove 3-6, Johnson 2-15, Craig-Myers 1-26, Hastings 1-22, Barrett 1-4 (TD), Cox 1-2; (ARK) O'Grady 3-25, Nance 3-25, Jones 2-33, Martin 2-27, Hayden 1-23, Pettway 1-16, Stewart 1-12, Gragg 1-3, Whaley 1-(-1).

it was Jeff Holland who was the standout of the group. The junior had 1.5 sacks, two forced fumbles and a fumble recovery. He became the first Auburn player with two forced fumbles in the same game since Corey Lemonier did it against Georgia in 2011.

2017 Auburn Football Game Recaps

Nov. 4, 2017 • ESPN • Kyle Field (100,257) • College Station, Texas		
#14	AUBURN	42
	TEXAS A&M	27

GAME 9

Auburn blocked a punt for a touchdown to capture momentum, then put away the game with a 96-yard drive that consumed half of the fourth quarter in a 42-27 win at Texas A&M.

Trailing 13-7 late in the second quarter, Jarrett Stidham hit Darius Slayton for a 53-yard touchdown pass to reclaim the lead for Auburn.

Auburn's defense then forced a punt, which Nick Ruffin blocked and Malik Miller recovered for a touchdown, giving the Tigers 14 points in 1:16 and a 21-13 halftime lead.

After coming close to blocking an earlier punt, Ruffin requested another opportunity.

Auburn scored the first two touchdowns of the second half, taking a 35-13 lead on a 4-yard pass from Stidham to Ryan Davis and a 2-yard Kerryon Johnson run.

The Aggies scored on a long pass, then threatened to pull within one possession, but Auburn's defense stopped Texas A&M at the 4 early in the fourth quarter.

Then came the drive, a 13-play marathon that took 8:17 off the clock and resulted in Eli Stove's 4-yard touchdown run.

Johnson rushed for 145 yards on 29 carries, adding 29 receiving yards on 5 catches, including his first career touchdown reception. Johnson has scored 16 touchdowns this season, 15 in the past six games.

Playing three hours from his home in Stephenville, Texas, Stidham completed 20 of 27 passes for 268 yards and three touchdowns.

Derrick Brown led Auburn with 7 tackles. Jeff Holland and Tray Matthews each recorded six. Freshman T.D. Moultry registered his first full sack.

SCORING SUMMARY

#14 Auburn	0	21	14	7	—	42
Texas A&M	3	10	7	7	—	27

TAMU - LaCamera 39 yd FG, 1st, 12:02
 AU - K. Johnson 2 yd pass from Stidham (Carlson kick), 2nd, 10:50
 TAMU - Ford 2 yd run (LaCamera kick), 2nd, 4:01
 TAMU - LaCamera 25 yd FG, 2nd, 2:39
 AU - Slayton 53 yd pass from Stidham (Carlson kick), 2nd, 1:36
 AU - Miller 0 yd blocked punt return (Carlson kick), 2nd, 0:20
 AU - R. Davis 4 yd pass from Stidham (Carlson kick), 3rd, 10:45
 AU - K. Johnson 2 yd run (Carlson kick), 3rd, 8:48
 TAMU - Ratley 62 yd pass from Starkel (LaCamera kick), 3rd, 6:09
 AU - Stove 4 yd run (Carlson kick), 4th, 5:08
 TAMU - Ratley 8 yd pass from Starkel (LaCamera kick), 4th, 3:11

TEAM STATISTICS

	AU	TAMU
First Downs	23	13
Rushes-Yards	52-228	34-143
Passing Yards	268	200
Comp-Att-Int	20-27-0	16-33-0
Total Plays-Yards	79-496	67-343
Punts-Avg.	5-47.4	6-43.2
Fumbles-Lost	0-0	1-0
Penalties-Yards	3-34	2-20
3rd Down Conv.	6-of-14	6-of-18
Time of Possession	35:44	24:16

INDIVIDUAL STATISTICS

RUSHING: (AU) - K. Johnson 29-145 (TD), Martin 13-46, Stidham 7-27, Stove 3-10 (TD). (TAMU) - T. Williams 15-103, Ford 14-45 (TD), Bussey 1-0, Starkel 2-(-2), Mond 2-(-3).
PASSING: (AU) - Stidham 20-27-0-268 (3 TD). (TAMU) - Starkel 11-22-0-184 (2 TD), Mond 5-11-0-16.
RECEIVING: (AU) - R. Davis 7-80 (TD), K. Johnson 5-29 (TD), Stove 4-40, Slayton 2-99 (TD), Hastings 1-14, Cox 1-6. (TAMU) - Kirk 8-62, Ratley 4-82 (2 TD), T. Williams 2-41, Ford 1-9, Paul 1-6.

Nov. 11, 2017 • CBS • Jordan-Hare Stadium (87,451) • Auburn, Ala.		
#1	GEORGIA	17
#10	AUBURN	40

GAME 10

In a performance so dominant that another Prayer in Jordan-Hare was not required, No. 10 Auburn easily cleared the first hurdle of Amen Corner, defeating No. 1 Georgia 40-17.

Kerryon Johnson ran for 167 yards on 32 carries, more than tripling the combined output of Georgia's top running backs. Johnson's 55-yard screen pass touchdown, No. 17 on the season, culminated the convincing victory, earning Johnson additional Heisman Trophy consideration.

Daniel Carlson kicked four field goals and Jarrett Stidham threw three touchdown passes and ran for a TD.

Auburn's defense delivered as well, holding Georgia to 46 rushing yards on 32 carries and 230 total yards. After the Bulldogs scored a touchdown on the opening drive, Georgia did not reach the end zone again until the final minutes.

Trailing 7-0, Auburn answered on its first possession with Carlson's 54-yarder, the third longest of his career.

Jeff Holland secured a three-and-out for Auburn's defense, recording his ninth sack of the season. Carlson's second field goal pulled Auburn within 7-6 after the first quarter.

Auburn took the lead on Carlson's third field goal with 12:03 remaining in the first half.

A personal foul penalty against Georgia for leaping on Auburn's punt extended a Tiger drive, resulting in Stidham's 42-yard touchdown pass to Darius Slayton, giving Auburn a 16-7 halftime lead.

Darrell Williams recovered a fumbled Georgia punt, giving Auburn the ball on the Bulldogs' 23-yard line. Stidham scored on a 7-yard keeper put Auburn up 23-7.

After a long Ryan Davis punt return and personal foul penalty gave Auburn another short field, the Tigers scored in two plays on a 32-yard screen from Stidham to Davis, marking 30 unanswered points.

After the teams traded field goals, Stidham and Johnson teamed up on their screen to put Auburn up 40-10.

SCORING SUMMARY

#1 Georgia	7	0	3	7	—	17
#10 Auburn	6	10	14	10	—	40

UG - Chubb 1 yd run (Blankenship kick), 1st, 11:21
 AU - Carlson 54 yd FG, 1st, 8:19
 AU - Carlson 37 yd FG, 1st, 1:20
 AU - Carlson 30 yd FG, 2nd, 12:03
 AU - Slayton 42 yd pass from Stidham (Carlson kick), 2nd, 8:09
 AU - Stidham 7 yd run (Carlson kick), 3rd, 11:57
 AU - R. Davis 32 yd pass from Stidham (Carlson kick), 3rd, 8:12
 UG - Blankenship 47 yd FC, 3rd, 5:23
 AU - Carlson 37 yd FG, 4th, 10:06
 AU - K. Johnson 55 yd pass from Stidham (Carlson kick), 4th, 6:13
 UG - Ridley 14 yd pass from Fromm (Blankenship kick), 4th, 2:19

TEAM STATISTICS

	UGA	AU
First Downs	13	25
Rushes-Yards	32-46	46-237
Passing Yards	184	251
Comp-Att-Int	13-29-0	17-25-0
Total Plays-Yards	61-230	71-488
Punts-Avg.	8-44.6	4-39.5
Fumbles-Lost	2-1	1-0
Penalties-Yards	7-75	5-29
3rd Down Conv.	3-of-14	4-of-13
Time of Possession	26:54	33:06

INDIVIDUAL STATISTICS

RUSHING: (UG) - Chubb 11-27 (TD), Michel 9-21, Swift 4-18, Hardman 1-7, Holyfield 2-6, Fromm 5-(-33). (AU) - K. Johnson 32-167, Stove 4-55, Martin 2-7, Willis 1-5, Stidham 7-3 (TD).
PASSING: (UG) - Fromm 13-28-0-184 (TD), Team 0-1-0-0. (AU) - Stidham 16-23-0-214 (3 TD), Willis 1-1-0-37, R. Davis 0-1-0-0.
RECEIVING: (UG) - Godwin 4-54, Wims 3-96, Woerner 2-5, Ridley 1-14 (TD), Hardman 1-11, Holyfield 1-4, Herrien 1-0. (AU) - R. Davis 4-55 (TD), Stove 4-14, K. Johnson 2-66 (TD), Slayton 2-43 (TD), Barrett 2-6, McClain 1-37, Cox 1-17, Craig-Myers 1-13.

2017 Auburn Football Game Recaps

Nov. 18, 2017 • ESPN2 • Jordan-Hare Stadium (82,133) • Auburn, Ala.

Nov. 25, 2017 • CBS • Jordan-Hare Stadium (87,451) • Auburn, Ala.

ULM **14**

#6 AUBURN **42**

#1 ALABAMA **14**

#6 AUBURN **26**

GAME 11

The message from Gus Malzahn was clear all week. Auburn couldn't afford to let up after taking down No. 1 Georgia the week before. His team heard him loud and clear. Despite a slow start, the Tigers found their stride in the second half and cruised to a 42-14 win over Louisiana Monroe on Saturday.

The key to the putting away the Warhawks? Turnovers.

The Auburn defense forced three turnovers in the second half, which led to 14 points, and it was just the boost the Tigers needed to blow the game open.

Sophomore cornerback Javaris Davis got it started midway through the third quarter when he jumped a slant route and corralled an interception. Two plays later, Jarrett Stidham connected with Kam Martin on a 41-yard touchdown pass to give Auburn a 28-7 lead.

On the very next Louisiana Monroe possession, it was Davis again who ripped the ball out and forced a fumble that was recovered by Nick Ruffin. Though Auburn's offense gave the ball away down inside the red zone, the defense responded its next time out as Ruffin intercepted a pass and returned it 45 yards for a touchdown to put the Tigers up 35-7.

Auburn's offense had its share of highlights Saturday as well. The Tigers marched down the field on the opening drive, and Kerryon Johnson capped a nine-play, 80-yard drive with an 8-yard touchdown run. Johnson, the SEC's rushing leader coming into the game, finished with 137 yards on 22 carries. Martin added 83 yards and a touchdown on the ground.

Later in the first half, Stidham threw a 50-yard touchdown pass to Darus Slayton to give Auburn a 14-7 lead going into halftime. The sophomore quarterback went 18 of 24 for 235 yards with the two touchdowns and one interception.

For the game, the offense finished with 547 total yards -- 312 rushing and 235 passing. Malzahn is now 20-1 in games where Auburn rushes for more than 300 yards.

SCORING SUMMARY

ULM.....	7	0	0	7	—	14
#6 Auburn.....	7	7	14	14	—	42

AU - K. Johnson 8 yd run (Carlson kick), 1st, 12:08
 LM - B. Williams 2 yd run (Ford kick), 1st, 6:36
 AU - Slayton 50 yd pass from Stidham (Carlson kick), 2nd, 1:27
 AU - Martin 1 yd run (Carlson kick), 3rd, 9:33
 AU - Martin 41 yd pass from Stidham (Carlson kick), 3rd, 2:46
 AU - Ruffin 45 yd INT return (Carlson kick), 4th, 7:09
 LM - B. Williams 70 yd pass from G. Smith (Ford kick), 4th, 5:41
 AU - Miller 1 yd run (Carlson kick), 4th, 2:58

TEAM STATISTICS

	ULM	AU
First Downs	16	25
Rushes-Yards	41-116	48-317
Passing Yards	217	235
Comp-Att-Int	16-36-2	18-24-1
Total Plays-Yards	77-333	72-552
Punts-Avg.	7-41.9	4-33.5
Fumbles-Lost	2-1	3-1
Penalties-Yards	3-14	5-41
3rd Down Conv.	8-of-20	5-of-10
Time of Possession	31:39	28:21

INDIVIDUAL STATISTICS

RUSHING: (AU) - K. Johnson 31-156 (TD), Stove 3-15, Stidham 6-11, Pettway 4-7. (LS) - Guice 20-71, Gage 2-71, Williams 6-18, Dillon 2-8, Sullivan 1-1 (TD), McMillian 1-(-1), TEAM 1-(-2), Etling 6-(-9).
PASSING: (AU) - Stidham 6-26-0-165 (TD). (LS) - Etling 13-24-0-206 (TD), Gage 0-1-0-0.
RECEIVING: (AU) - Hastings 3-65 (TD), R. Davis 2-67, Slayton 1-25, Cannella 1-7, K. Johnson 1-1, Barrett 1-0. (LS) - Chark 5-150, Gage 3-28 (TD), Moreau 2-7, Dillon 1-14, Guice 1-5, Williams 1-2.

GAME 12

For the second time in three weeks, Auburn knocked off No. 1, claiming the SEC Western Division championship with a 26-14 Iron Bowl win.

The Tigers are heading to Atlanta for a rematch with Georgia in the SEC Championship Game. Auburn beat the Bulldogs 40-17 at home on Nov. 11.

Trailing 14-10 after an Alabama touchdown on the opening drive of the second half, Auburn scored the game's final 16 points on touchdown runs by Kerryon Johnson and Jarrett Stidham, and Daniel Carlson's second field goal.

Johnson put Auburn ahead to stay with a 1-yard touchdown run with 3:02 left in the third quarter.

Stidham gave Auburn a two-score lead with a 16-yard touchdown run with 12:49 remaining in the fourth quarter.

Auburn's defense did the rest, holding Alabama to 314 yards. Auburn held Alabama without a third-down conversion until in the fourth quarter.

"Our defense was outstanding. Our crowd was unbelievable," Malzahn said. "Two weeks in a row, our crowd helped us."

Stidham and Ryan Davis teamed up 11 times for 139 yards, Davis' first 100-yard game. Davis set Auburn's single-season reception record with 69 catches.

Stidham completed 21 of 28 passes for 237 yards, adding 51 rushing yards and a touchdown on 12 carries.

Auburn scored first, driving 94 yards on 12 plays. Stidham began a streak of five straight completions with a 25-yard gain across midfield to Nate Craig-Myers.

On third-and-2 from the Alabama 3, Johnson's jump pass found Craig-Myers uncovered in the end zone for a 7-0 Auburn lead.

After Alabama answered with a 36-yard touchdown pass, Auburn regained the lead at the end of the half.

Auburn's defense forced a three-and-out. Stidham hit Davis on third-

SCORING SUMMARY

#1 Alabama.....	0	7	7	0	—	14
#6 Auburn.....	7	3	10	6	—	26

AU - Craig-Myers 3 yd pass pass from K. Johnson (Carlson kick), 1st, 4:38
 UA - Jedy 36 yd pass from Hurts (Pappanastos kick), 2nd, 8:31
 AU - Carlson 33 yd FG, 2nd, 0:00
 UA - Scarbrough 21 yd run (Pappanastos kick), 3rd, 13:22
 AU - Carlson 33 yd FG, 3rd, 10:12
 AU - K. Johnson 1 yd run (Carlson kick), 3rd, 3:02
 AU - Stidham 16 yr run (Carlson kick), 4th, 12:49

TEAM STATISTICS

	UA	AU
First Downs	18	25
Rushes-Yards	3-211	46-168
Passing Yards	103	240
Comp-Att-Int	13-23-0	22-29-0
Total Plays-Yards	61-314	78-408
Punts-Avg.	4-46.0	5-35.8
Fumbles-Lost	3-1	1-1
Penalties-Yards	9-65	4-40
3rd Down Conv.	3-of-11	9-of-18
Time of Possession	23:58	36:02

INDIVIDUAL STATISTICS

RUSHING: (UA) - Hurts 18-82, Harris 6-51, Scarbrough 6-46 (TD), Jacobs 6-25, Foster 1-12, Team 1-(-5). (AU) - K. Johnson 30-104 (TD), Stidham 12-51 (TD), Martin 4-9, STove 2-8, Willis 1-(-4).
PASSING: (UA) - Hurts 12-22-0-112 (TD), Scott 1-1-0-(-9). (AU) - Stidham 21-28-0-237, K. Johnson 1-1-0-3 (TD).
RECEIVING: (UA) - Ridley 3-38, Harris 2-20, Jacobs 2-6, Scarbrough 2-6, Jedy 1-36 (TD), Foster 1-3, I. Smith Jr. 1-3, Pappanastos 1-(-9). (AU) - R. Davis 11-139, Slayton 3-27, K. Johnson 3-21, Craig-Myers 2-28 (TD), Hastings 1-20, Harris 1-5, Stove 1-0.

and-6 for 23 yards, setting up Daniel Carlson's 33-yard field goal. Tray Matthews led Auburn with eight tackles. DeShaun Davis added seven, including a sack. Nick Coe also registered a sack among his five tackles.

2017 Auburn Football Game Recaps

Dec. 2, 2017 • CBS • Mercedes-Benz Stadium (76,534) • Atlanta, Ga.

#6	GEORGIA	28
#4	AUBURN	7

GAME 12

After twice beating the No. 1 team to claim the SEC Western Division crown, Auburn came up short in the SEC Championship Game, losing to Georgia 28-7 Saturday at Mercedes-Benz Stadium.

Trailing by six points going to the fourth quarter, Auburn drove to midfield, but Georgia recovered a fumble and scored four plays later to take a 14-point lead. The Bulldogs added a 64-yard touchdown run for the final score.

Auburn scored a touchdown on the game's opening drive, marching 75 yards in 10 plays, 21 yards coming on Jarrett Stidham's pass to Chandler Cox, his longest career reception.

On third-and-goal from the 6, Stidham rifled a touchdown pass to a slanting Nate Craig-Myers for a 7-0 Auburn lead.

Stidham completed his first eight attempts, finishing 16 of 32 for 145 yards and his 17th touchdown pass of the season.

On Georgia's first possession, a blitzing Tray Matthews sacked Georgia's Jake Fromm on first down for a loss of 7, Matthews' first career sack. Two plays later, Dontavious Russell sacked Fromm, forcing a punt.

Early in the second quarter, Auburn drove to Georgia's 14, but Georgia recovered a fumble at the 16. The Bulldogs then drove 84 yards for a tying touchdown, with Fromm finding Isaac Nauta for a 2-yard TD pass.

Georgia added a 27-yard field goal with 4:59 in the second quarter to take a 10-7 halftime lead.

Auburn began the second half with a promising drive, gaining 52 yards on three consecutive plays, including a 24-yard pass from Stidham to Ryan Davis on third-and-6. Kerryon Johnson gained 15 yards on a quick pitch, then Stidham found Davis again for 13.

The drive stalled at the 14-yard-line, with Georgia blocking a 31-yard field goal attempt. The Bulldogs kicked a 35-yard field goal to lead 13-7 with 1:26 left in the third quarter.

Davis made seven receptions for 65 yards, extending his single-season record to 76.

Deshaun Davis led Auburn with a career-high 10 tackles. Tray Matthews added a season-high eight, and Darrell Williams had seven.

SCORING SUMMARY

#6 Georgia.....	0	10	3	15	—	28
#4 Auburn.....	7	0	0	0	—	7

AU - Craig-Myers 6 yd pass from Stidham (Carlson kick), 1st, 9:54
 UG - Nauta 2 yd pass from Fromm (Blankenship kick), 2nd, 10:14
 UG - Blankenship 27 yd FG, 2nd, 4:59
 UG - Blankenship 35 yd FG, 3rd, 1:26
 UG - Godwin 7 yd pass from Fromm (Godwin pass from Fromm), 4th, 13:06
 UG - Swift 64 yd run (Blankenship kick), 4th, 10:34

TEAM STATISTICS

	UGA	AU
First Downs	20	18
Rushes-Yards	41-238	31-114
Passing Yards	183	145
Comp-Att-Int	16-22-0	16-32-0
Total Plays-Yards	63-421	63-259
Punts-Avg.	4-44.0	6-40.7
Fumbles-Lost	1-0	2-2
Penalties-Yards	7-91	5-39
3rd Down Conv.	2-of-11	4-of-13
Time of Possession	33:02	26:58

INDIVIDUAL STATISTICS

RUSHING: (UG) - Swift 7-88 (TD), Chubb 13-77, Michel 7-45, Herrien 2-16, Holyfield 5-9, Hardman 1-4, Fromm 3-4, Team 3-(-5). (AU) - K. Johnson 13-44, Stidham 9-25, Martin 4-20, Stove 3-19, Miller 2-6.

PASSING: (UG) - Fromm 16-22-0-183 (2 TD). (AU) - Stidham 16-32-0-145 (TD).

RECEIVING: (UG) - Godwin 5-48 (TD), Hardman 4-67, Swift 3-17, Michel 2-38, Chubb 1-11, Nauta 1-2 (TD). (AU) - R. Davis 7-65, Slayton 2-14, K. Johnson 2-1, Stove 1-26, Cox 1-21, Miller 1-11, Craig-Myers 1-6 (TD), Barrett 1-1.

2017 Statistics

RECORD.....OVERALL	HOME	AWAY	NEUTRAL
ALL GAMES.....10-3	7-0	3-2	0-1
CONFERENCE.....7-1	4-0	3-1	0-0
NON-CONFERENCE.....3-2	3-0	0-1	0-1

DATE.....	OPPONENT	W/L	SCORE	ATTEND
9/2/2017.....	Georgia Southern	W	41-7	87,451
9/9/2017.....	at #3 Clemson	L	14-6	81,799
9/16/2017.....	Mercer	W	24-10	87,033
9/23/2017.....	* at Missouri	W	51-14	54,574
9/30/2017.....	* #24 Mississippi State	W	49-10	86,901
10/7/2017.....	* Ole Miss	W	44-23	86,700
10/14/2017.....	* at LSU	L	27-23	101,601
10/21/2017.....	* at Arkansas	W	52-20	71,961
11/4/2017.....	* at Texas A&M	W	42-27	100,257
11/11/2017.....	* #2 Georgia	W	40-17	87,451
11/18/2017.....	ULM	W	42-14	82,133
11/25/2017.....	* #1 Alabama	W	26-14	87,451
12/02/2017.....	vs. #6 Georgia	L	28-7	76,534

*SEC game

TEAM STATISTICS.....	AUBURN	OPP
SCORING.....	447	225
Points Per Game.....	34.4	17.3
Points Off Turnovers.....	76	35
FIRST DOWNS.....	284	213
Rushing.....	153	91
Passing.....	109	100
Penalty.....	22	22
RUSHING YARDAGE.....	2966	1749
Yards gained rushing.....	3258	2079
Yards lost rushing.....	292	330
Rushing Attempts.....	598	493
Average Per Rush.....	5.0	3.5
Average Per Game.....	228.2	134.5
TDs Rushing.....	32	10
PASSING YARDAGE.....	2936	2311
Comp-Att-Int.....	227-339-4	216-393-6
Average Per Pass.....	8.7	5.9
Average Per Catch.....	12.9	10.7
Average Per Game.....	225.8	177.8
TDs Passing.....	20	14
TOTAL OFFENSE.....	5902	4060
Total Plays.....	937	886
Average Per Play.....	6.3	4.6
Average Per Game.....	454.0	312.3
KICK RETURNS: #-Yards.....	21-453	21-590
PUNT RETURNS: #-Yards.....	20-189	13-159
INT RETURNS: #-Yards.....	6-82	4-7
KICK RETURN AVERAGE.....	21.6	28.1
PUNT RETURN AVERAGE.....	9.4	12.2
INT RETURN AVERAGE.....	13.7	1.8
FUMBLES-LOST.....	20-13	22-12
PENALTIES-Yards.....	55-476	76-605
Average Per Game.....	36.6	46.5
PUNTS-Yards.....	52-2054	84-3554
Average Per Punt.....	39.5	42.3
Net punt average.....	35.3	38.4
KICKOFFS-Yards.....	88-5562	50-3170
Average Per Kick.....	63.2	63.4
Net kick average.....	38.6	40.3
TIME OF POSSESSION/Game.....	31:08	28:52
3RD-DOWN Conversions.....	86/191	67/208
3rd-Down Pct.....	45%	32%
4TH-DOWN Conversions.....	6/14	14/30
4th-Down Pct.....	43%	47%
SACKS BY-Yards.....	36-230	30-176
MISC YARDS.....	0	34
TOUCHDOWNS SCORED.....	55	27
FIELD GOALS-ATTEMPTS.....	21-28	12-16
ON-SIDE KICKS.....	0-0	0-2
RED-ZONE SCORES.....	(49-56) 88%	(26-31) 84%
RED-ZONE TOUCHDOWNS.....	(36-56) 64%	(17-31) 55%
PAT-ATTEMPTS.....	(54-54) 100%	(25-25) 100%
ATTENDANCE.....	605120	410192
Games/Avg Per Game.....	7/86446	5/82038
Neutral Site Games.....	1/76534	

SCORE BY QUARTERS.....	1st	2nd	3rd	4th	Total
Auburn.....	116	119	127	85	447
Opponents.....	33	68	41	83	225

RUSHING.....	GP	Att	Gain	Loss	Net	Avg	TD	Long	Avg/G
Kerryon Johnson.....	11	263	1378	58	1320	5.0	17	60	120.0
Kam Martin.....	13	68	436	7	429	6.3	2	61	33.0
Kamryn Pettway.....	5	76	313	8	305	4.0	6	38	61.0
Eli Stove.....	13	27	295	3	292	10.8	1	45	22.5
Malik Willis.....	7	16	239	18	221	13.8	1	67	31.6
Jarrett Stidham.....	13	91	359	181	178	2.0	4	24	13.7
Malik Miller.....	12	34	137	2	135	4.0	1	9	11.2
Devan Barrett.....	13	13	84	2	82	6.3	0	14	6.3
Noah Igbinohe.....	13	1	11	0	11	11.0	0	11	0.8
Devin Adams.....	1	2	6	0	6	3.0	0	5	6.0
Chandler Cox.....	13	1	0	0	0	0.0	0	0	0.0
TEAM.....	8	6	0	13	-13	-2.2	0	0	-1.6
Total.....	13	598	3258	292	2966	5.0	32	67	228.2
Opponents.....	13	493	2079	330	1749	3.5	10	70	134.5

PASSING.....	G	Effic	Comp-Att-Int	Pct	Yds	TD	Lng	Avg/G
Jarrett Stidham.....	13	154.00	218-327-4	66.7	2827	17	75	217.5
Malik Willis.....	7	186.86	6-7-0	85.7	45	1	37	6.4
Ryan Davis.....	13	475.40	1-2-0	50.0	62	1	62	4.8
Devin Adams.....	1	45.80	1-2-0	50.0	-1	0	0	-1.0
Kerryon Johnson.....	11	455.20	1-1-0	100.0	3	1	3	0.3
Total.....	13	156.82	227-339-4	67.0	2936	20	75	225.8
Opponents.....	13	113.06	216-393-6	55.0	2311	14	70	177.8

RECEIVING.....	G	No.	Yds	Avg	TD	Long	Avg/G
Ryan Davis.....	13	76	768	10.1	5	75	59.1
Eli Stove.....	13	28	264	9.4	0	57	20.3
Darius Slayton.....	12	24	574	23.9	5	62	47.8
Kerryon Johnson.....	11	23	188	8.2	2	55	17.1
Will Hastings.....	13	20	408	20.4	3	49	31.4
Nate Craig-Myers.....	13	13	231	17.8	3	57	17.8
Devan Barrett.....	13	9	29	3.2	1	9	2.2
Kyle Davis.....	5	7	210	30.0	0	58	42.0
Chandler Cox.....	13	6	55	9.2	0	21	4.2
Noah Igbinohe.....	13	6	24	4.0	0	14	1.8
Kam Martin.....	13	3	56	18.7	1	41	4.3
Kamryn Pettway.....	5	3	32	10.7	0	16	6.4
Sal Cannella.....	11	3	31	10.3	0	19	2.8
Malik Miller.....	12	3	24	8.0	0	11	2.0
Marquis McClain.....	13	1	37	37.0	0	37	2.8
Jalen Harris.....	13	1	5	5.0	0	5	0.4
Griffin King.....	12	1	0	0.0	0	0	0.0
Total.....	13	227	2936	12.9	20	75	225.8
Opponents.....	13	216	2311	10.7	14	70	177.8

PUNT RETURNS.....	No.	Yds	Avg	TD	Long
Stephen Roberts.....	16	125	7.8	0	25
Ryan Davis.....	2	42	21.0	0	26
TEAM.....	1	-4	-4.0	0	0
Nick Ruffin.....	1	26	26.0	0	0
Malik Miller.....	0	0	0.0	1	0
Total.....	20	189	9.4	1	26
Opponents.....	13	159	12.2	1	75

INTERCEPTIONS.....	No.	Yds	Avg	TD	Long
Javaris Davis.....	2	37	18.5	1	37
Daniel Thomas.....	1	0	0.0	0	0
Carlton Davis.....	1	0	0.0	0	0
Tray Matthews.....	1	0	0.0	0	0
Nick Ruffin.....	1	45	45.0	1	45
Total.....	6	82	13.7	2	45
Opponents.....	4	7	1.8	0	7

KICK RETURNS.....	No.	Yds	Avg	TD	Long
Noah Igbinohe.....	18	397	22.1	0	70
Kam Martin.....	1	19	19.0	0	19
Spencer Nigh.....	1	8	8.0	0	8
Javaris Davis.....	1	29	29.0	0	29
Total.....	21	453	21.6	0	70
Opponents.....	21	590	28.1	1	100

FUMBLE RETURNS.....	No.	Yds	Avg	TD	Long
Marlon Davidson.....	1	33	33.0	0	33
Tray Matthews.....	1	13	13.0	0	13
Carlton Davis.....	1	12	12.0	0	12
Total.....	3	58	19.3	0	33
Opponents.....	2	31	15.5	1	22

2017 Statistics

SCORING.....	TD	FGs	PATs						Points
			Kick	Rush	Rcv	Pass	DXP	Saf	
Daniel Carlson.....	0	21-28	54-54	0-0	0	0-0	0	0	117
Kerryon Johnson.....	19	0-0	0-0	0-0	0	0-0	0	0	114
Kamryn Pettway.....	6	0-0	0-0	0-0	0	0-0	0	0	36
Darius Slayton.....	5	0-0	0-0	0-0	0	0-0	0	0	30
Ryan Davis.....	5	0-0	0-0	0-0	0	0-0	0	0	30
Jarrett Stidham.....	4	0-0	0-0	0-0	0	0-1	0	0	24
Will Hastings.....	3	0-0	0-0	0-0	0	0-0	0	0	18
Nate Craig-Myers.....	3	0-0	0-0	0-0	0	0-0	0	0	18
Kam Martin.....	3	0-0	0-0	0-0	0	0-0	0	0	18
Malik Miller.....	2	0-0	0-0	0-0	0	0-0	0	0	12
Javaris Davis.....	1	0-0	0-0	0-0	0	0-0	0	0	6
Eli Stove.....	1	0-0	0-0	0-0	0	0-0	0	0	6
Nick Ruffin.....	1	0-0	0-0	0-0	0	0-0	0	0	6
Devan Barrett.....	1	0-0	0-0	0-0	0	0-0	0	0	6
Malik Willis.....	1	0-0	0-0	0-0	0	0-0	0	0	6
Total.....	55	21-28	54-54	0-0	0	0-1	0	0	447
Opponents.....	27	12-16	25-25	0-0	1	1-2	0	0	225

TOTAL OFFENSE.....	G	Plays	Rush	Pass	Total	Avg/G
Jarrett Stidham.....	13	418	178	2827	3005	231.2
Kerryon Johnson.....	11	264	1320	3	1323	120.3
Kam Martin.....	13	68	429	0	429	33.0
Kamryn Pettway.....	5	76	305	0	305	61.0
Eli Stove.....	13	27	292	0	292	22.5
Malik Willis.....	7	23	221	45	266	38.0
Malik Miller.....	12	34	135	0	135	11.2
Devan Barrett.....	13	13	82	0	82	6.3
Ryan Davis.....	13	2	0	62	62	4.8
Noah Igbinoehene.....	13	1	11	0	11	0.8
Devin Adams.....	1	4	6	-1	5	5.0
TEAM.....	8	6	-13	0	-13	-1.6
Total.....	13	937	2966	2936	5902	454.0
Opponents.....	13	886	1749	2311	4060	312.3

FIELD GOALS	FGM-FGA	Pct	01-19	20-29	30-39	40-49	50-99	Lg	Blk
Daniel Carlson.....	21-28	75.0	0-0	6-7	6-7	5-7	4-7	54	3

FG SEQUENCE	Auburn	Opponents
Georgia Southern	(50),53,46,(37)	44
Clemson	(24),(28)	46
Mercer	(29),26	(21)
Mizzou	(41),(52),(54)	-
Mississippi State	51	(40)
Ole Miss	(49),(25),(35)	43,(27)
LSU	(46),(48),(26)	(42),(36)
Arkansas	(21)	(34),(38)
Texas A&M	48,52	(39),(25)
Georgia	(54),(37),(30),(37)	42,(47)
Louisiana-Monroe	-	-
Alabama	(33),(44)	-
Georgia	31	(27),(35)

Numbers in (parentheses) indicate field goal was made.

PUNTING.....	No.	Yds	Avg	Long	TB	FC	I20	50+	Blkd
Aidan Marshall.....	38	1497	39.4	70	3	16	8	3	0
Ian Shannon.....	14	557	39.8	49	0	6	5	0	0
Total.....	52	2054	39.5	70	3	22	13	3	0
Opponents.....	84	3554	42.3	64	7	30	33	18	1

KICKOFFS	No.	Yds	Avg	TB	OB	Retn	Net	YdLn
Daniel Carlson.....	87	5519	63.4	63	1			
Sage Ledbetter.....	1	43	43.0	0	0			
Total.....	88	5562	63.2	63	1	590	38.6	26
Opponents.....	50	3170	63.4	28	1	453	40.3	24

ALL PURPOSE.....	G	Rush	Rec	PR	KOR	IR	Tot	Avg/G
Kerryon Johnson.....	11	1320	188	0	0	0	1508	137.1
Ryan Davis.....	13	0	768	42	0	0	810	62.3
Darius Slayton.....	12	0	574	0	0	0	574	47.8
Eli Stove.....	13	292	264	0	0	0	556	42.8
Kam Martin.....	13	429	56	0	19	0	504	38.8
Noah Igbinoehene.....	13	11	24	0	397	0	432	33.2
Will Hastings.....	13	0	408	0	0	0	408	31.4
Kamryn Pettway.....	5	305	32	0	0	0	337	67.4
Nate Craig-Myers.....	13	0	231	0	0	0	231	17.8
Malik Willis.....	7	221	0	0	0	0	221	31.6
Kyle Davis.....	5	0	210	0	0	0	210	42.0
Jarrett Stidham.....	13	178	0	0	0	0	178	13.7
Malik Miller.....	12	135	24	0	0	0	159	13.2
Stephen Roberts.....	13	0	0	125	0	0	125	9.6
Devan Barrett.....	13	82	29	0	0	0	111	8.5
Nick Ruffin.....	13	0	0	26	0	45	71	5.5
Javaris Davis.....	10	0	0	0	29	37	66	6.6
Chandler Cox.....	13	0	55	0	0	0	55	4.2
Marquis McClain.....	13	0	37	0	0	0	37	2.8
Sal Cannella.....	11	0	31	0	0	0	31	2.8
Spencer Nigh.....	10	0	0	0	8	0	8	0.8
Devin Adams.....	1	6	0	0	0	0	6	6.0
Jalen Harris.....	13	0	5	0	0	0	5	0.4
TEAM.....	8	-13	0	-4	0	0	-17	-2.1
Total.....	13	2966	2936	189	453	82	6626	509.7
Opponents.....	13	1749	2311	159	590	7	4816	370.5

2017 Statistics

DEFENSIVE LEADERS.....	GP-S	-----Tackles-----			TFL/Yds	-Sacks- No-Yards	-----Pass Def-----			---Fumbles---		Blkd Kick	Saf
		Solo	Ast	Total			Int-Yds	BrUp	QBH	Rcv-Yds	FF		
57 Deshaun Davis.....	13	35	40	75	6.5-26	3.5-18	.	1	1	1-0	.	.	.
28 Tray Matthews.....	12	33	20	53	2.0-8	1.0-7	1-0	1	.	1-13	.	.	.
49 Darrell Williams.....	13	25	27	52	4.0-6	0.5-1	.	.	5	2-0	.	.	.
14 Stephen Roberts.....	13	30	20	50	6.0-15	.	.	6	.	.	1	.	.
5 Derrick Brown.....	13	26	23	49	8.5-25	3.5-16	.	1	3	.	2	.	.
20 Jeremiah Dinson.....	13	32	15	47	2.5-12	1.0-8	.	3	.	1-0	.	.	.
30 Tre' Williams.....	10	22	24	46	2.5-14	2.5-14	.	.	1	1-0	.	.	.
4 Jeff Holland.....	13	26	17	43	12.0-74	9.0-61	.	1	22	1-0	4	.	.
95 Dontavious Russell.....	13	21	20	41	6.5-23	3.0-17	.	1	5	.	1	.	.
3 Marlon Davidson.....	12	17	23	40	6.5-37	3.5-29	.	1	5	1-33	1	.	.
48 Montavious Atkinson.....	13	16	23	39	1.5-12	1.0-10	.	1	4	.	1	.	.
12 Jamel Dean.....	13	21	16	37	2.5-5	.	.	8
6 Carlton Davis.....	13	27	9	36	0.5-1	.	1-0	11	.	1-12	1	.	.
79 Andrew Williams.....	13	13	22	35	1.5-10	.	.	.	2
24 Daniel Thomas.....	13	18	14	32	.	.	1-0	3	2	1-0	.	.	.
91 Nick Coe.....	13	15	14	29	4.5-23	2.0-14	.	1	6
13 Javaris Davis.....	10	17	9	26	1.0-1	.	2-37	4	1	.	1	.	.
19 Nick Ruffin.....	13	17	9	26	.	.	1-45	1	1	1-0	.	1	.
15 Jordyn Peters.....	13	7	9	16	1.0-9	1.0-9	.	2	1	.	1	.	.
55 T.D. Moultry.....	12	11	4	15	2.5-10	1.5-6	.	.	2
11 Richard McBryde.....	13	11	1	12	2.0-2
10 Paul James III.....	9	5	4	9	1.0-1	.	.	.	2
31 Chandler Wooten.....	8	4	4	8
22 John Broussard Jr.....	9	6	.	6
94 Tyrone Truesdel.....	9	4	1	5	1.0-2	.	.	.	1	1-0	.	.	.
1 Big Kat Bryant.....	11	4	1	5	2.5-15	2.0-14	1	.	.
21 Traivon Leonard.....	7	2	3	5	.	.	.	1
33 K.J. Britt.....	13	3	1	4
9 Byron Cowart.....	3	1	2	3	0.5-2	.	.	.	1
25 Jason Smith.....	9	.	3	3
3 Nate Craig-Myers.....	13	2	.	2
50 Casey Dunn.....	11	1	1	2
46 Devin Gutice.....	3	.	1	1
78 Darius James.....	12	1	.	1
93 Tyler Carter.....	3	1	.	1
69 Ike Powell.....	13	1	.	1
5 Devan Barrett.....	13	1	.	1
38 Daniel Carlson.....	13	1	.	1
Total.....	13	477	380	857	79-333	36-230	6-82	47	65	12-58	14	1	.
Opponents.....	13	573	418	991	79.0-287	30-176	4-7	28	50	13-31	14	3	.

SPECIAL TEAMS TACKLES

SPECIAL TEAMS	-----Tackles-----			SPECIAL TEAMS	-----Tackles-----		
	Total	KO	Punt		Total	KO	Punt
Jeremiah Dinson.....	4	4	0	Jason Smith.....	2	2	0
KJ Britt.....	3	3	0	Devan Barrett.....	1	1	0
Deshaun Davis.....	3	1	2	Nate Craig-Myers.....	1	1	0
Jamel Dean.....	3	1	2	Marlon Davidson.....	1	1	0
Jordyn Peters.....	3	3	0	Richard McBryde.....	1	1	0
Darrell Williams.....	3	1	2	T.D. Moultry.....	1	1	0
Montavious Atkinson.....	2	2	0	Ike Powell.....	1	0	1
Carlton Davis.....	2	0	2	Tre' Williams.....	1	1	0
Javaris Davis.....	2	1	1	TOTALS.....	36	26	10
Nick Ruffin.....	2	2	0				

2017 Scoring Drives

Plays	Yards	TOP	Qtr	Scoring Play
GEORGIA SOUTHERN				
8	38	2:59	1	Daniel Carlson 50 yd FG
1	60	0:11	1	Kerryon Johnson 60 yd run (Carlson kick)
6	58	2:17	2	Jarrett Stidham 14 yd run (Carlson kick)
4	54	1:26	2	Kam Martin 36 yd run (Carlson kick)
9	61	2:43	3	Ryan Davis 19 yd pass from Stidham (Carlson kick)
9	30	3:33	3	Daniel Carlson 37 yd FG
6	95	2:06	4	Will Hastings 19 yd pass from Stidham (Carlson kick)
Total	43	396	15:15	(7 scoring drives)
Avg.	6.1	56.5	2:10	(Season: 7 scoring drives, 43 plays, 396 yards)

Plays	Yards	TOP	Qtr	Scoring Play
CLEMSON				
15	69	7:47	1	Daniel Carlson 24 yd FG
4	1	1:56	1	Daniel Carlson 28 yd FG
Total	19	70	9:43	(2 scoring drives)
Avg.	9.5	35	4:51	(Season: 9 scoring drives, 62 plays, 466 yards)

Plays	Yards	TOP	Qtr	Scoring Play
MERCER				
10	85	3:35	1	Kamryn Pettway 4 yd run (Carlson kick)
6	44	0:50	2	Daniel Carlson 29 yd FG
10	78	2:58	3	Kamryn Pettway 9 yd run (Carlson kick)
7	41	3:00	4	Kamryn Pettway 4 yd run (Carlson kick)
Total	33	248	9:33	(4 scoring drives)
Avg.	8.3	62	2:23	(Season: 13 scoring drives, 95 plays, 714 yards)

Plays	Yards	TOP	Qtr	Scoring Play
MISSOURI				
6	80	2:10	1	Kerryon Johnson 1 yd run (Carlson kick)
7	32	2:25	1	Kerryon Johnson 2 yd run (Carlson kick)
9	90	3:34	2	Kerryon Johnson 1 yd run (Carlson kick)
4	20	1:37	2	Kerryon Johnson 7 yd run (Carlson kick)
6	51	2:21	2	Daniel Carlson 41 yd FG
2	22	0:24	3	Kerryon Johnson 1 yd run (Carlson kick)
1	57	0:10	3	Nate Craig-Myers 57 yd pass from Stidham (Carlson kick)
8	56	3:50	3	Daniel Carlson 52 yd FG
6	25	2:37	4	Daniel Carlson 54 yd FG
Total	49	433	19:08	(9 scoring drives)
Avg.	5.4	48.1	2:08	(Season: 22 scoring drives, 144 plays, 1,147 yards)

Plays	Yards	TOP	Qtr	Scoring Play
MISSISSIPPI STATE				
7	75	3:00	1	Kerryon Johnson 1 yd run (Carlson kick)
5	77	1:41	1	Ryan Davis 7 yd pass from Stidham (Carlson kick)
1	47	0:08	2	Will Hastings 47 yd pass from Stidham (Carlson kick)
7	99	3:20	3	Kerryon Johnson 2 yd run (Carlson kick)
5	60	2:18	4	Kerryon Johnson 1 yd run (Carlson kick)
5	87	2:58	4	Malik Willis 67 yd run (Carlson kick)
Total	30	445	13:25	(6 scoring drives)
Avg.	5.0	74.2	2:14	(Season: 28 scoring drives, 174 plays, 1,592 yards)

Plays	Yards	TOP	Qtr	Scoring Play
OLE MISS				
10	74	5:06	1	Kerryon Johnson 17 yd run (Carlson kick)
1	75	0:15	1	Ryan Davis 75 yd pass from Stidham (Carlson kick)
9	74	2:38	2	Darius Slayton 19 yd pass from Stidham (Carlson kick)
3	57	1:18	2	Kerryon Johnson 48 yd run (Carlson kick)
6	74	2:16	2	Kerryon Johnson 5 yd run (Carlson kick)
4	-1	0:55	3	Daniel Carlson 49 yd FG
14	77	5:49	3	Daniel Carlson 25 yd FG
10	65	5:50	4	Daniel Carlson 35 yd FG
Total	57	495	24:07	(8 scoring drives)
Avg.	7.1	61.9	3:53	(Season: 36 scoring drives, 231 plays, 2,087 yards)

Average Scoring Drive: Plays: 6.9 • Yards: 61.2 • Time: 2:45

Plays	Yards	TOP	Qtr	Scoring Play
ISU				
6	46	1:53	1	Daniel Carlson 46 yd FG
2	52	0:36	1	Will Hastings 49 yd pass from Stidham (Carlson kick)
8	81	4:46	1	Kerryon Johnson 4 yd run (Carlson kick)
11	46	3:37	2	Daniel Carlson 48 yd FG
10	62	4:05	2	Daniel Carlson 26 yd FG
Total	37	287	14:57	(5 scoring drives)
Avg.	7.4	57.4	2:59	(Season: 41 scoring drives, 268 plays, 2,374 yards)

Plays	Yards	TOP	Qtr	Scoring Play
ARKANSAS				
7	80	2:32	1	Stidham 15 yd run (Carlson kick)
15	67	6:53	1	Daniel Carlson 21 yd FG
7	41	2:08	2	Kerryon Johnson 2 yd run (Carlson kick)
10	75	2:50	3	Kamryn Pettway 2 yd run (Carlson kick)
4	70	1:35	3	Kamryn Pettway 38 yd run (Carlson kick)
1	62	0:11	3	Darius Slayton 62 yd pass from Ryan Davis (Carlson kick)
3	23	1:02	3	Kamryn Pettway 11 yd run (Carlson kick)
6	80	2:54	4	Devan Barrett 4 yd pass from Malik Willis (Carlson kick)
Total	53	498	22:05	(8 scoring drives)
Avg.	6.6	62.3	2:46	(Season: 49 scoring drives, 321 plays, 2,872 yards)

Plays	Yards	TOP	Qtr	Scoring Play
TEXAS A&M				
12	75	3:54	2	Kerryon Johnson 2 yd pass from Stidham (Carlson kick)
4	75	1:03	2	Darius Slayton 53 yd pass from Stidham (Carlson kick)
5	64	1:51	3	Ryan Davis 4 yd pass from Stidham (Carlson kick)
3	47	0:53	3	Kerryon Johnson 2 yd run (Carlson kick)
13	96	8:17	4	Eli Stove 4 yd run (Carlson kick)
Total	37	357	15:58	(5 scoring drives)
Avg.	7.4	71.4	3:12	(Season: 54 scoring drives, 358 plays, 3,229 yards)

Plays	Yards	TOP	Qtr	Scoring Play
GEORGIA				
8	41	2:56	1	Daniel Carlson 54 yd FG
12	41	3:35	1	Daniel Carlson 37 yd FG
8	78	2:41	2	Daniel Carlson 30 yd FG
6	70	2:03	2	Darius Slayton 42 yd pass from Stidham (Carlson kick)
4	23	1:25	3	Jarrett Stidham 7 yd run (Carlson kick)
2	49	0:34	3	Ryan Davis 32 yd pass from Stidham (Carlson kick)
13	77	6:59	4	Daniel Carlson 37 yd FG
5	74	3:00	4	Kerryon Johnson 55 yd pass from Stidham (Carlson kick)
Total	58	453	23:13	(8 scoring drives)
Avg.	7.3	56.6	2:54	(Season: 62 scoring drives, 416 plays, 3,682 yards)

Plays	Yards	TOP	Qtr	Scoring Play
LOUISIANA-MONROE				
9	80	2:52	1	Kerryon Johnson 8 yd run (Carlson kick)
4	96	0:34	2	Darius Slayton 50 yd pass from Stidham (Carlson kick)
10	95	3:28	3	Kam Martin 1 yd run (Carlson kick)
2	43	0:43	3	Kam Martin 41 yd pass from Stidham (Carlson kick)
5	74	2:35	4	Malik Miller 1 yd run (Carlson kick)
Total	30	388	10:12	(5 scoring drives)
Avg.	6.0	77.6	2:02	(Season: 67 scoring drives, 446 plays, 4,070 yards)

Plays	Yards	TOP	Qtr	Scoring Play
ALABAMA				
12	94	4:54	1	Nate Craig-Myers 3 yd pass from K. Johnson (Carlson kick)
7	33	2:53	2	Daniel Carlson 33 yd FG
9	52	3:03	3	Daniel Carlson 44 yd FG
12	69	5:06	3	Kerryon Johnson 1 yd run (Carlson kick)
7	74	3:04	4	Jarrett Stidham 16 yd run (Stidham pass failed)
Total	47	322	19:00	(5 scoring drives)
Avg.	9.4	64.4	3:48	(Season: 72 scoring drives, 493 plays, 4,392 yards)

Plays	Yards	TOP	Qtr	Scoring Play
GEORGIA				
10	75	5:06	1	Nate Craig-Myers 6 yd pass from Stidham (Carlson kick)
Total	10	75	5:06	(1 scoring drive)
Avg.	10.0	75.0	5:06	(Season: 73 scoring drives, 503 plays, 4,467 yards)

Miscellaneous Statistics

Average Time of Possession (by Quarter)

	1	2	3	4	Total
AUBURN	113:22 (8:43)	90:51 (6:59)	96:45 (7:26)	103:50 (7:59)	404:48 (31:08)
Opponents	81:38 (6:16)	104:09 (8:00)	98:15 (7:33)	91:10 (7:00)	375:12 (28:51)

Third Down Conversions (by Quarter)

	1	2	3	4	OT	Total
AUBURN	31-53	13-46	23-47	19-45	--	86-191
Pct.	58.5%	28.3%	48.9%	42.2%	--	45.0%
Opponents	9-40	23-66	15-51	20-51	--	67-208
Pct.	22.5%	34.8%	29.4%	39.2%	--	32.2%

Third Down Conversions (by Yardage)

	Yards to go	1-3	4-6	7-9	10+	Total
AUBURN		49-58	24-58	8-28	5-47	86-191
Pct.		.845%	.414%	28.6%	10.6%	45.0%
Opponents		24-53	19-51	16-53	8-51	67-208
Pct.		45.3%	37.3%	30.2%	15.7%	32.2%

Red Zone

AU Scores/Times in Red Zone: 49/56 (87.5)
 AU TDs/Times in Red Zone: 36/56 (64.3)
 Scores (49): 36 TD, 13 FG
 Non-Scores (7): 1 Downs, 2 FG, 4 Fumbles
 Opp. Scores/Times in Red Zone: 26/31 (83.9)
 Opp. TDs/Times in Red Zone: 17/31 (54.8)
 Scores (26): 17 TD, 9 FG
 Non-Scores (5): 5 Downs

Turnovers

Takeaways — 18, Giveaways — 17
 Difference — (+1)
 Points Off TOs — AU 76, Opp. 35
 Points Off TOs/Game — AU 5.8, Opp. 2.7

Kickoffs

Kickoffs — 88 for 5,562 yards (63.4 avg.)
 Carlson — 87 KO, 63 TB, 1 OB, 21 Ret
 On-side kicks — 0-for-0
 Opp. Returns — 21 for 590 yards (28.1 avg.)

Game-By-Game Team Stats

Game	Score	First Downs		Rushing	Passing		TD	Total Off.	Punts	Fum.	Penalties	3rd	Time of
		Tot	Ru-Pa-Pe	No-Yds-TD	C-A-I	Yds		Pl-Yds	No-Avg	F-L	No-Yds	Downs	Poss
Georgia Southern	7	8	5-0-3	47-70-0	4-9-1	8	0	56-78	11-38.9	0-0	3-15	0-of-15	29:28
at Auburn	41	25	15-10-0	53-351-3	15-26-1	184	2	79-535	1-42.0	4-2	4-42	6-of-16	30:32
Auburn	6	13	9-2-2	42-38-0	13-24-0	79	0	66-117	8-40.5	1-0	5-43	6-of-17	32:25
at Clemson (#3)	14	19	6-10-2	36-99-2	20-31-0	185	0	67-284	6-42.7	2-2	8-60	9-of-16	27:35
Mercer	10	12	5-5-2	35-100-0	20-32-0	146	1	67-246	8-41.5	0-0	2-30	6-of-18	32:08
at Auburn	24	26	8-16-2	43-146-3	32-37-1	364	0	80-510	2-36.5	5-4	6-65	12-of-17	27:52
Auburn	51	22	12-7-3	53-263-5	16-21-0	219	1	74-482	3-39.3	0-0	5-50	7-of-15	34:20
at Missouri	14	21	7-12-2	31-124-0	23-39-1	216	2	70-340	6-38.3	3-3	7-55	4-of-13	25:40
Mississippi State (#24)	10	18	12-5-1	47-194-0	13-37-2	157	1	84-351	5-44.6	1-0	10-39	7-of-21	34:20
at Auburn	49	14	8-5-1	39-244-4	14-17-0	267	2	56-511	3-36.3	2-2	1-15	6-of-12	25:40
Ole Miss	23	23	6-16-1	30-83-1	34-51-0	346	2	81-429	6-44.5	2-0	4-30	8-of-18	27:52
at Auburn	44	25	15-8-2	51-326-3	14-21-0	235	2	72-561	3-41.0	0-0	3-30	9-of-16	32:08
Auburn	23	17	9-5-3	44-189-1	9-26-0	165	1	70-354	6-40.0	0-0	6-26	3-of-14	30:30
at LSU	27	14	6-8-0	39-157-1	13-25-0	206	1	64-363	7-39.7	1-1	7-61	6-of-17	29:30
Auburn	52	26	17-8-1	47-345-5	21-30-1	284	2	77-629	2-36.5	1-1	3-25	9-of-15	31:10
at Arkansas	20	19	10-7-2	42-171-1	15-26-0	163	0	68-334	6-45.0	4-3	7-50	5-of-16	28:50
Auburn	42	23	14-8-1	52-228-2	20-27-0	268	3	79-496	5-47.4	0-0	3-34	6-of-14	35:44
at Texas A&M	27	13	4-8-1	34-143-1	16-33-0	200	2	67-343	6-43.2	1-0	2-20	6-of-18	24:16
Georgia (#2)	17	13	4-8-1	32-46-1	13-29-0	184	1	61-230	8-44.6	2-1	7-75	3-of-14	26:54
at Auburn	40	25	14-8-3	46-237-1	17-25-0	251	3	71-488	4-39.5	1-0	5-29	4-of-13	33:06
ULM	14	16	3-11-2	41-116-1	16-36-1	217	1	77-333	7-41.9	2-1	3-14	8-of-20	31:39
at Auburn	42	25	15-10-0	48-317-3	18-24-1	235	2	72-552	4-33.5	3-1	5-41	5-of-10	28:21
Alabama (#1)	14	18	12-4-2	38-211-1	13-23-0	103	1	61-314	4-46.0	3-1	9-65	3-of-11	23:58
at Auburn	26	25	8-15-2	49-168-2	22-29-0	240	2	78-408	5-35.8	1-1	4-40	9-of-18	36:02
Georgia (#6)	28	20	11-6-3	41-238-1	16-22-0	183	2	63-421	4-44.0	1-0	7-91	2-of-11	33:02
vs. Auburn	7	18	9-7-2	31-114-0	16-32-0	145	1	63-259	6-40.7	2-2	5-39	4-of-13	26:58

Starting Lineups

OFFENSE	QB	RB	HB/WR/TE	WR	WR	WR	LT	LG	C	RG	RT
GEORGIA SOUTHERN	Stidham	K. Johnson	Cox (HB)	Slayton	Craig-Myers	Stove	Wanogho	Horton	Golson	B. Smith	D. James
at Clemson (#3)	Stidham	Pettway	Stove (WR)	K. Davis	Craig-Myers	R. Davis	Wanogho	Horton	Golson	B. Smith	D. James
MERCER	Stidham	Pettway	Cox (HB)	K. Davis	Craig-Myers	R. Davis	Wanogho	Horton	Golson	B. Smith	D. James
at Missouri	Stidham	K. Johnson	Cox (HB)	K. Davis	Craig-Myers	R. Davis	Wanogho	Horton	Dunn	B. Smith	Golson
MISSISSIPPI STATE (#24)	Stidham	K. Johnson	Cox (HB)	K. Davis	Craig-Myers	R. Davis	Golson	Horton	Dunn	B. Smith	D. James
OLE MISS	Stidham	K. Johnson	Cox (HB)	K. Davis	Craig-Myers	Stove	Golson	Horton	Dunn	B. Smith	D. James
at LSU	Stidham	K. Johnson	Cox (HB)	Slayton	Hastings	Canella	Wanogho	Golson	Dunn	B. Smith	D. James
at Arkansas	Stidham	K. Johnson	Harris (TE)	Slayton	Craig-Myers	R. Davis	Wanogho	Harrell	Golson	B. Smith	D. James
at Texas A&M	Stidham	K. Johnson	Cox (HB)	Slayton	Craig-Myers	R. Davis	Golson	Horton	Dunn	B. Smith	D. James
GEORGIA (#2)	Stidham	K. Johnson	Stove (WR)	Slayton	Craig-Myers	R. Davis	Golson	Harrell	Dunn	B. Smith	D. James
ULM	Stidham	K. Johnson	Cox (HB)	Slayton	Craig-Myers	Stove	Wanogho	Harrell	Dunn	B. Smith	Golson
ALABAMA (#1)	Stidham	K. Johnson	Cox (HB)	Slayton	Craig-Myers	R. Davis	Golson	Harrell	Dunn	B. Smith	D. James
vs. Georgia (#6)	Stidham	K. Johnson	Cox (HB)	Slayton	Craig-Myers	Stove	Golson	Harrell	Dunn	B. Smith	D. James

DEFENSE	BUCK	DT	DT	DE	MLB	SLB	WLB/Nickel/CB	CB	CB	SAF	SAF
GEORGIA SOUTHERN	Holland	Russell	D. Brown	M. Davidson	T. Williams	M. Atkinson	Dinson (Nick)	J. Davis	C. Davis	Matthews	Roberts
at Clemson	Holland	Russell	D. Brown	M. Davison	T. Williams	D. Williams	Dinson (Nick)	J. Davis	C. Davis	Matthews	Roberts
MERCER	Holland	Russell	D. Brown	Coe	T. Williams	D. Williams	Dinson (Nick)	J. Davis	C. Davis	Matthews	Roberts
at Missouri	Holland	Russell	D. Brown	M. Davidson	D. Davis	M. Atkinson	Dinson (Nick)	Dean	C. Davis	Matthews	Roberts
MISSISSIPPI STATE	Holland	Russell	D. Brown	M. Davidson	D. Davis	M. Atkinson	Dinson (Nick)	Dean	C. Davis	Matthews	Roberts
OLE MISS	Holland	Russell	D. Brown	M. Davidson	D. Davis	M. Atkinson	Dinson (Nick)	Dean	C. Davis	Matthews	Roberts
at LSU	Holland	Russell	D. Brown	M. Davidson	D. Davis	D. Williams	Atkinson (WLB)	Dean	C. Davis	Matthews	Roberts
at Arkansas	Holland	Russell	D. Brown	M. Davidson	D. Davis	D. Williams	Dinson (Nick)	Dean	C. Davis	D. Thomas	Roberts
at Texas A&M	Holland	Russell	D. Brown	M. Davidson	D. Davis	D. Williams	Dinson (Nick)	Dean	C. Davis	Matthews	Roberts
GEORGIA (#2)	Holland	Russell	D. Brown	M. Davidson	D. Davis	T. Williams	Dinson (Nick)	Dean	C. Davis	Matthews	Roberts
ULM	Holland	Russell	D. Brown	M. Davidson	T. Williams	D. Williams	Dinson (Nick)	Dean	C. Davis	Matthews	Roberts
ALABAMA (#1)	Holland	Russell	D. Brown	M. Davidson	D. Davis	T. Williams	Dinson (Nick)	Dean	C. Davis	Matthews	Roberts
vs. Georgia (#6)	Holland	Russell	D. Brown	M. Davidson	D. Davis	T. Williams	J. Davis (CB)	Dean	C. Davis	Matthews	Roberts

2017 Game-By-Game Individual Stats

C-A-Yds-Int, TD	Passing		Field Goals		Punting		
	#8 Stidham	#14 Willis	Made, (Missed)	#38 Carlson	No.-Avg. In 20	#43 Shannon	#41 Marshall
GEORGIA SOUTHERN	14-24-185-1, 2	DNP	GEORGIA SOUTHERN	50, (53), (46), 37	GEORGIA SOUTHERN	1-42.0, 0	DNP
at Clemson (#3)	13-24-79-0, 0	DNP	at Clemson (#3)	24, 28	at Clemson (#3)	8-40.5, 3	DNP
MERCER	32-37-364-1, 0	DNP	MERCER	29, (26)	MERCER	2-36.5, 1	DNP
at Missouri	13-17-218-0, 1	3-4-1-0, 0	at Missouri	41, 52, 54	at Missouri	3-39.3, 1	DNP
MISSISSIPPI STATE (#24)	13-16-264-0, 2	1-1-3-0, 0	MISSISSIPPI STATE (#24)	(51)	MISSISSIPPI STATE (#24)	DNP	3-36.3, 2
OLE MISS	14-21-235-0, 2	0-0-0-0, 0	OLE MISS	49, 25, 35	OLE MISS	DNP	3-41.0, 1
at LSU	9-26-165-0, 1	DNP	at LSU	46, 48, 26	at LSU	DNP	6-40.0, 0
at Arkansas	19-28-218-1, 0	1-1-4-0, 1	at Arkansas	21	at Arkansas	DNP	2-36.5, 0
at Texas A&M	20-27-268-0, 3	DNP	at Texas A&M	(48), (52)	at Texas A&M	DNP	5-47.4, 1
GEORGIA (#2)	16-23-214-0, 3	1-1-37-0, 0	GEORGIA (#2)	54, 37, 30, 37	GEORGIA (#2)	DNP	4-39.5, 0
ULM	18-24-235-1, 2	0-0-0-0, 0	ULM	-	ULM	DNP	4-33.5, 1
ALABAMA (#1)	21-28-237-0, 0	0-0-0-0, 0	ALABAMA (#1)	33, 44	ALABAMA (#1)	DNP	5-35.8, 3
vs. Georgia (#6)	16-31-145-0, 1	DNP	vs. Georgia (#6)	(31)	vs. Georgia (#6)	DNP	6-40.7, 1

Rushing

No.-Yds, TD	#21 Johnson	#36 Pettway	#9 Martin	#5 Barrett	#8 Stidham	#14 Willis	#32 Miller	#12 Stove	#4 Igbinoehene
GEORGIA SOUTHERN	13-136, 1	DNP	16-136, 1	5-28, 0	9-17, 1	DNP	3-15, 0	2-7, 0	1-11, 0
at Clemson (#3)	DNP	22-74, 0	0-0, 0	0-0, 0	18-(-42), 0	DNP	0-0, 0	1-6, 0	0-0, 0
MERCER	DNP	34-128, 3	0-0, 0	0-0, 0	7-23, 0	DNP	0-0, 0	0-0, 0	0-0, 0
at Missouri	18-48, 5	DNP	9-74, 0	1-0, 0	5-35, 0	7-11, 0	9-41, 0	3-56, 0	0-0, 0
MISSISSIPPI STATE (#24)	23-116, 3	5-6, 0	0-0, 0	2-20, 0	4-(-12), 0	1-67, 1	3-17, 0	1-30, 0	0-0, 0
OLE MISS	28-204, 3	DNP	9-50, 0	1-5, 0	1-(-6), 0	2-16, 0	8-21, 0	2-36, 0	0-0, 0
at LSU	31-156, 1	4-7, 0	0-0, 0	0-0, 0	6-11, 0	DNP	0-0, 0	3-15, 0	0-0, 0
at Arkansas	21-63, 1	11-90, 3	1-4, 0	2-10, 0	4-49, 1	2-62, 0	5-22, 0	1-45, 0	0-0, 0
at Texas A&M	29-145, 1	DNP	13-46, 0	0-0, 0	7-27, 0	DNP	0-0, 0	3-10, 1	0-0, 0
GEORGIA (#2)	32-167, 0	DNP	2-7, 0	0-0, 0	7-15, 1	1-5, 0	DNP	4-55, 0	0-0, 0
ULM	22-137, 1	DNP	12-83, 1	2-21, 0	2-(-3), 0	2-64, 0	4-14, 1	2-5, 0	0-0, 0
ALABAMA (#1)	30-104, 1	DNP	4-9, 0	0-0, 0	12-51, 1	1-(-4), 0	DNP	2-8, 0	0-0, 0
vs. Georgia (#6)	13-44, 0	DNP	4-20, 0	0-0, 0	9-25, 0	DNP	0-0, 0	3-19, 0	0-0, 0

Receiving

No.-Yds, TD	#33 Hastings	#81 Slayton	#12 Stove	#23 R. Davis	#80 Cannella	#9 Martin	#4 Igbinoehene	#21 Johnson
GEORGIA SOUTHERN	4-68, 1	3-43, 0	3-22, 0	2-23, 1	1-19, 0	1-10, 0	1-(-1), 0	0-0, 0
at Clemson (#3)	2-12, 0	0-0, 0	0-0, 0	8-32, 0	0-0, 0	1-5, 0	0-0, 0	DNP
MERCER	3-71, 0	0-0, 0	4-45, 0	9-68, 0	1-5, 0	0-0, 0	3-24, 0	DNP
at Missouri	2-59, 0	0-0, 0	1-3, 0	4-21, 0	0-0, 0	0-0, 0	1-(-2), 0	2-15, 0
MISSISSIPPI STATE (#24)	1-47, 1	1-49, 0	2-75, 0	6-32, 1	DNP	0-0, 0	1-3, 0	1-3, 0
OLE MISS	1-13, 0	2-39, 1	3-17, 0	2-75, 1	0-0, 0	0-0, 0	0-0, 0	2-23, 0
at LSU	3-65, 1	1-25, 0	0-0, 0	2-67, 0	1-7, 0	0-0, 0	0-0, 0	1-1, 0
at Arkansas	1-22, 0	4-146, 1	3-6, 0	8-63, 0	0-0, 0	0-0, 0	0-0, 0	2-15, 0
at Texas A&M	1-14, 0	2-99, 1	4-40, 0	7-80, 1	0-0, 0	0-0, 0	0-0, 0	5-29, 1
GEORGIA (#2)	0-0, 0	2-43, 1	4-14, 0	4-51, 1	0-0, 0	0-0, 0	0-0, 0	2-66, 1
ULM	1-17, 0	4-89, 1	2-16, 0	6-48, 0	0-0, 0	1-41, 1	0-0, 0	3-14, 0
ALABAMA (#1)	1-20, 0	3-27, 0	1-0, 0	11-139, 0	0-0, 0	0-0, 0	0-0, 0	3-21, 0
vs. Georgia (#6)	0-0, 0	2-14, 0	1-26, 0	7-65, 0	0-0, 0	0-0, 0	0-0, 0	2-1, 0

No.-Yds, TD	#3 Craig-Myers	#11 K. Davis	#36 Pettway	#27 Cox	#32 M. Miller	#5 Barrett	#17 McClain
GEORGIA SOUTHERN	0-0, 0	DNP	DNP	0-0, 0	0-0, 0	0-0, 0	0-0, 0
at Clemson (#3)	1-23, 0	1-7, 0	0-0, 0	0-0, 0	0-0, 0	0-0, 0	0-0, 0
MERCER	3-40, 0	3-62, 0	3-32, 0	0-0, 0	0-0, 0	3-17, 0	0-0, 0
at Missouri	2-61, 1	1-58, 0	DNP	0-0, 0	1-3, 0	1-1, 0	0-0, 0
MISSISSIPPI STATE (#24)	0-0, 0	1-52, 0	0-0, 0	1-6, 0	0-0, 0	0-0, 0	0-0, 0
OLE MISS	2-34, 0	1-31, 0	DNP	1-3, 0	0-0, 0	0-0, 0	0-0, 0
at LSU	0-0, 0	DNP	0-0, 0	0-0, 0	0-0, 0	1-0, 0	0-0, 0
at Arkansas	1-26, 0	DNP	0-0, 0	1-2, 0	0-0, 0	1-4, 1	0-0, 0
at Texas A&M	0-0, 0	DNP	DNP	1-6, 0	0-0, 0	0-0, 0	0-0, 0
GEORGIA (#2)	1-13, 0	DNP	DNP	1-17, 0	DNP	2-6, 0	1-37, 0
ULM	0-0, 0	DNP	DNP	0-0, 0	1-10, 0	0-0, 0	0-0, 0
ALABAMA (#1)	2-28, 1	DNP	DNP	0-0, 0	DNP	0-0, 0	0-0, 0
vs. Georgia (#6)	1-6, 1	DNP	DNP	1-21, 0	1-11, 0	1-1, 0	0-0, 0

Game-By-Game Individual Stats

Defensive Linemen

Solo+Ast=Total	#1 Bryant	#3 M. Davidson	#4 Holland	#5 D. Brown	#10 P. James	#79 A. Williams	#91 Coe	#95 D. Russell
GEORGIA SOUTHERN	0+0=0	3+1=4	4+1=5	1+5=6	1+1=2	1+2=3	2+2=4	2+1=3
at Clemson (#3)	0+0=0	2+1=3	2+2=4	3+0=3	0+0=0	1+1=2	0+2=2	1+0=1
MERCER	1+1=2	DNP	2+0=2	3+0=3	0+0=0	0+2=2	1+0=1	1+0=1
at Missouri	0+0=0	2+2=4	1+0=1	0+0=0	0+0=0	0+0=0	1+0=1	1+1=2
MISSISSIPPI STATE (#24)	2+0=2	1+4=5	2+0=2	2+1=3	1+1=2	1+2=3	2+4=6	0+1=1
OLE MISS	0+0=0	0+0=0	2+0=2	3+2=5	0+2=2	0+0=0	1+0=1	0+1=1
at LSU	0+0=0	0+4=4	3+1=4	0+6=6	0+0=0	0+2=2	1+0=1	0+7=7
at Arkansas	1+0=1	0+1=1	2+1=3	2+0=2	1+1=2	1+3=4	3+3=6	5+1=6
at Texas A&M	0+0=0	3+1=4	3+3=6	4+3=7	DNP	2+1=3	0+1=1	2+2=4
GEORGIA (#2)	DNP	0+3=3	1+4=5	2+2=4	DNP	2+2=4	0+0=0	4+0=4
ULM	0+0=0	3+3=6	2+3=5	3+2=5	1+0=1	1+3=4	1+0=1	3+2=5
ALABAMA (#1)	0+0=0	1+2=3	1+1=2	1+0=1	DNP	2+3=5	3+2=5	2+3=4
vs. Georgia (#6)		2+0=2	1+1=2	3+1=4		1+1=2		1+1=2

Solo+Ast=Total	#94 Truesdel	#97 G. Walker
GEORGIA SOUTHERN	1+0=1	0+0=0
at Clemson (#3)	DNP	DNP
MERCER	0+0=0	0+0=0
at Missouri	1+0=1	0+0=0
MISSISSIPPI STATE (#24)	0+0=0	0+0=0
OLE MISS	1+0=1	0+0=0
at LSU	0+0=0	DNP
at Arkansas	0+1=1	DNP
at Texas A&M	0+0=0	DNP
GEORGIA (#2)	DNP	DNP
ULM	1+0=1	DNP
ALABAMA (#1)	DNP	DNP
vs. Georgia (#6)	DNP	DNP

Linebackers

Solo+Ast=Total	#30 T. Williams	#49 D. Williams	#57 D. Davis	#48 M. Atkinson	#55 Moultry	#51 McBryde	#33 Britt
GEORGIA SOUTHERN	6+4=10	2+1=3	0+0=0	1+1=2	1+0=1	0+0=0	1+0=1
at Clemson (#3)	3+6=9	1+5=6	2+2=4	1+0=1	DNP	DNP	0+0=0
MERCER	4+2=6	4+1=5	4+1=5	2+0=2	1+0=1	0+0=0	0+0=0
at Missouri	DNP	2+0=2	1+2=3	4+2=6	1+0=1	4+0=4	0+0=0
MISSISSIPPI STATE (#24)	DNP	2+5=7	3+7=10	2+5=7	0+1=1	1+0=1	0+0=0
OLE MISS	3+1=4	0+2=2	4+3=7	1+2=3	1+0=1	1+0=1	0+1=1
at LSU	DNP	2+5=7	3+4=7	1+5=6	0+0=0	1+0=1	DNP
at Arkansas	0+0=0	4+2=6	2+2=4	0+0=0	0+1=1	1+0=1	0+0=0
at Texas A&M	2+2=4	0+2=2	2+2=4	1+1=2	3+0=3	0+0=0	0+0=0
GEORGIA (#2)	2+2=4	1+1=2	3+2=5	1+0=1	0+0=0	0+0=0	1+0=1
ULM	0+3=3	2+0=2	5+4=9	1+5=6	1+0=1	2+0=2	1+0=1
ALABAMA (#1)	2+3=5	1+0=1	3+4=7	1+1=2	2+1=3	0+0=0	0+0=0
vs. Georgia (#6)	0+1=1	4+3=7	4+6=10	0+1=1	1+1=2	1+1=2	0+0=0

Defensive Backs

Solo+Ast=Total	#6 C. Davis	#19 N. Ruffin	#28 T. Matthews	#13 J. Davis	#14 S. Roberts	#12 Dean	#15 Peters	#20 Dinson
GEORGIA SOUTHERN	1+0=1	1+1=2	0+1=1	0+2=2	1+3=4	1+0=1	0+2=2	0+1=1
at Clemson (#3)	11+0=11	0+0=0	5+0=5	4+0=4	3+0=3	4+0=4	0+0=0	1+1=2
MERCER	1+0=1	0+1=1	4+0=4	3+0=3	3+0=3	1+0=1	1+0=1	5+1=6
at Missouri	1+0=1	1+0=1	4+2=6	DNP	3+1=4	1+0=1	1+1=2	4+1=5
MISSISSIPPI STATE (#24)	1+0=1	1+2=3	1+2=3	2+1=3	2+3=5	1+3=4	0+0=0	3+0=3
OLE MISS	1+0=1	6+1=7	1+4=5	DNP	2+1=3	5+2=7	3+1=4	2+0=2
at LSU	0+1=1	1+2=3	1+1=2	1+0=1	2+5=7	1+3=4	0+0=0	4+1=5
at Arkansas	1+1=2	4+1=5	DNP	DNP	2+1=3	2+0=2	1+2=3	2+2=4
at Texas A&M	0+1=1	0+0=0	3+3=6	1+1=2	2+2=4	2+1=3	0+1=1	0+5=5
GEORGIA (#2)	4+2=6	2+0=2	3+0=3	1+0=1	5+1=6	0+1=1	1+1=2	5+1=6
ULM	2+1=3	1+1=2	2+1=3	1+1=2	0+0=0	1+1=2	0+0=0	3+0=3
ALABAMA (#1)	1+2=3	0+0=0	4+3=7	1+2=3	4+1=5	1+1=2	0+1=1	2+0=2
vs. Georgia (#6)	3+1=4	0+0=0	5+3=8	3+2=5	1+2=3	1+4=5	0+0=0	1+2=3

Solo+Ast=Total	#22 J. Broussard	#24 D. Thomas	#21 Leonard	#25 J. Smith
GEORGIA SOUTHERN	1+0=1	1+1=2	0+0=0	0+0=0
at Clemson (#3)	0+0=0	0+0=0	DNP	0+0=0
MERCER	1+0=1	2+1=3	0+1=1	0+0=0
at Missouri	2+0=2	2+2=4	0+0=0	0+2=2
MISSISSIPPI STATE (#24)	0+0=0	4+1=5	0+0=0	0+0=0
OLE MISS	0+0=0	3+2=5	2+0=2	0+0=0
at LSU	0+0=0	4+2=6	DNP	0+1=1
at Arkansas	2+0=0	2+2=4	0+1=1	0+0=0
at Texas A&M	DNP	0+0=0	DNP	DNP
GEORGIA (#2)	DNP	0+0=0	DNP	DNP
ULM	0+0=0	0+1=1	0+1=1	DNP
ALABAMA (#1)	DNP	0+1=1	DNP	DNP
vs. Georgia (#6)	DNP	0+1=1	DNP	DNP

2017 Superlatives

Auburn Team Superlatives

Rushes.....53	vs Georgia Southern (Sep 02, 2017)
.....	at Mizzou (Sep 23, 2017)
Yards Rushing.....351	vs Georgia Southern (Sep 02, 2017)
Yards Per Rush.....7.3	at Arkansas (Oct 21, 2017)
TD Rushes.....5	at Mizzou (Sep 23, 2017)
.....	at Arkansas (Oct 21, 2017)
Pass attempts.....37	vs Mercer (Sep 16, 2017)
Pass completions.....32	vs Mercer (Sep 16, 2017)
Yards Passing.....364	vs Mercer (Sep 16, 2017)
Yards Per Pass.....15.7	vs Mississippi State (Sep 30, 2017)
TD Passes.....3	at Texas A&M (Nov 04, 2017)
.....	vs Georgia (Nov 11, 2017)
Total Plays.....80	vs Mercer (Sep 16, 2017)
Total Offense.....629	at Arkansas (Oct 21, 2017)
Yards Per Play.....9.1	vs Mississippi State (Sep 30, 2017)
Points.....52	at Arkansas (Oct 21, 2017)
Sacks By.....6	vs Georgia Southern (Sep 02, 2017)
.....	at Arkansas (Oct 21, 2017)
First Downs.....26	vs Mercer (Sep 16, 2017)
.....	at Arkansas (Oct 21, 2017)
Penalties.....6	vs Mercer (Sep 16, 2017)
.....	at LSU (Oct 14, 2017)
Penalty Yards.....65	vs Mercer (Sep 16, 2017)
Turnovers.....5	vs Mercer (Sep 16, 2017)
Interceptions By.....2	vs Mississippi State (Sep 30, 2017)
.....	vs Louisiana-Monroe (Nov 18, 2017)
Punts.....8	at Clemson (Sep 09, 2017)
Punting Avg.....47.4	at Texas A&M (Nov 04, 2017)
Long Punt.....70	at Texas A&M (Nov 04, 2017)
Punts inside 20.....3	at Clemson (Sep 09, 2017)
.....	vs Alabama (Nov 25, 2017)
Long Punt Return.....26	vs Georgia (Nov 11, 2017)

Auburn Individual Superlatives

Rushes.....34	Kamryn Pettway vs Mercer (Sep 16, 2017)
Yards Rushing.....204	Kerryon Johnson vs Ole Miss (Oct 07, 2017)
TD Rushes.....5	Kerryon Johnson at Mizzou (Sep 23, 2017)
Long Rush.....67	Malik Willis vs Mississippi State (Sep 30, 2017)
Pass attempts.....37	Jarrett Stidham vs Mercer (Sep 16, 2017)
Pass completions.....32	Jarrett Stidham vs Mercer (Sep 16, 2017)
Yards Passing.....364	Jarrett Stidham vs Mercer (Sep 16, 2017)
TD Passes.....3	Jarrett Stidham at Texas A&M (Nov 04, 2017)
.....	Jarrett Stidham vs Georgia (Nov 11, 2017)
Long Pass.....75	Jarrett Stidham vs Ole Miss (Oct 07, 2017)
Receptions.....11	Ryan Davis vs Alabama (Nov 25, 2017)
Yards Receiving.....146	Darius Slayton at Arkansas (Oct 21, 2017)
TD Receptions.....1	20 times, most recently
.....	Nate Craig-Myers vs Georgia (Dec 2, 2017)
Long Reception.....75	Ryan Davis vs Ole Miss (Oct 07, 2017)
Field Goals.....4	Daniel Carlson vs Georgia (Nov 11, 2017)
Long Field Goal.....54	Daniel Carlson at Mizzou (Sep 23, 2017)
.....	Daniel Carlson vs Georgia (Nov 11, 2017)
Punts.....8	Ian Shannon at Clemson (Sep 09, 2017)
Punting Avg.....47.4	Aidan Marshall at Texas A&M (Nov 04, 2017)
Long Punt.....70	Aidan Marshall at Texas A&M (Nov 04, 2017)
Punts inside 20.....3	Ian Shannon at Clemson (Sep 09, 2017)
.....	Aidan Marshall vs Alabama (Nov 25, 2017)
Long Punt Return.....26	Ryan Davis vs Georgia (Nov 11, 2017)
Long Kickoff Return.....70	Noah Iginoghene vs Ole Miss (Oct 07, 2017)
Tackles.....11	Carlton Davis at Clemson (Sep 09, 2017)
Sacks.....2.0	Marlon Davidson vs Georgia Southern (Sep 02, 2017)
.....	Tre' Williams vs Georgia Southern (Sep 02, 2017)
.....	Jeff Holland at LSU (Oct 14, 2017)
Tackles For Loss.....3.5	Dontavius Russell vs Louisiana-Monroe (Nov 18, 2017)
Interceptions.....1	six times, most recently
.....	Javaris Davis vs Louisiana-Monroe (Nov 18, 2017)
.....	Nick Ruffin vs Louisiana-Monroe (Nov 18, 2017)

Opponent Team Superlatives

Rushes.....47	vs Georgia Southern (Sep 02, 2017)
.....	vs Mississippi State (Sep 30, 2017)
Yards Rushing.....238	vs Georgia (Dec 2, 2017)
Yards Per Rush.....5.8	vs Georgia (Dec 2, 2017)
TD Rushes.....2	at Clemson (Sep 09, 2017)
Pass attempts.....51	vs Ole Miss (Oct 07, 2017)
Pass completions.....34	vs Ole Miss (Oct 07, 2017)
Yards Passing.....346	vs Ole Miss (Oct 07, 2017)
Yards Per Pass.....8.3	vs Georgia (Dec 2, 2017)
TD Passes.....2	four times, most recently
.....	vs Georgia (Dec 2, 2017)
Total Plays.....84	vs Mississippi State (Sep 30, 2017)
Total Offense.....429	vs Ole Miss (Oct 07, 2017)
Yards Per Play.....6.7	vs Georgia (Dec 2, 2017)
Points.....28	vs Georgia (Dec 2, 2017)
Sacks By.....11	at Clemson (Sep 09, 2017)
First Downs.....23	vs Ole Miss (Oct 07, 2017)
Penalties.....10	vs Mississippi State (Sep 30, 2017)
Penalty Yards.....91	vs Georgia (Dec 2, 2017)
Turnovers.....4	at Mizzou (Sep 23, 2017)
Interceptions By.....1	four times, most recently
.....	vs Louisiana-Monroe (Nov 18, 2017)
Punts.....11	vs Georgia Southern (Sep 02, 2017)
Punting Avg.....46.0	vs Alabama (Nov 25, 2017)
Long Punt.....64	vs Alabama (Nov 25, 2017)
Punts inside 20.....4	at Clemson (Sep 09, 2017)
.....	at Mizzou (Sep 23, 2017)
.....	vs Georgia (Nov 11, 2017)
.....	vs Louisiana-Monroe (Nov 18, 2017)
Long Punt Return.....75	at LSU (Oct 14, 2017)

Opponent Individual Superlatives

Rushes.....23	S. Werts, vs Georgia Southern (Sep 02, 2017)
Yards Rushing.....103	T. Williams, at Texas A&M (Nov 04, 2017)
TD Rushes.....2	K. Bryant, at Clemson (Sep 09, 2017)
Long Rush.....70	Russell Gage, at LSU (Oct 14, 2017)
Pass attempts.....51	Shea Patterson, vs Ole Miss (Oct 07, 2017)
Pass completions.....34	Shea Patterson, vs Ole Miss (Oct 07, 2017)
Yards Passing.....346	Shea Patterson, vs Ole Miss (Oct 07, 2017)
TD Passes.....2	Lock, Drew, at Mizzou (Sep 23, 2017)
.....	Shea Patterson, vs Ole Miss (Oct 07, 2017)
.....	Nick Starkel, at Texas A&M (Nov 04, 2017)
.....	Jake Fromm, vs Georgia (Dec 2, 2017)
Long Pass.....70	Garrett Smith, vs Louisiana-Monroe (Nov 18, 2017)
Receptions.....10	Johnson, Johnathan, at Mizzou (Sep 23, 2017)
.....	A.J. Brown, vs Ole Miss (Oct 07, 2017)
Yards Receiving.....150	DJ Chark, at LSU (Oct 14, 2017)
TD Receptions.....2	D.K. Metcalf, vs Ole Miss (Oct 07, 2017)
.....	Damion Ratley, at Texas A&M (Nov 04, 2017)
Long Reception.....70	Brian Williams, vs Louisiana-Monroe (Nov 18, 2017)
Field Goals.....2	four times, most recently
.....	R. Blankenship, vs Georgia (Dec 2, 2017)
Long Field Goal.....47	R. Blankenship, vs Georgia (Nov 11, 2017)
Punts.....11	M. Flynn, vs Georgia Southern (Sep 02, 2017)
Punting Avg.....46.0	JK Scott, vs Alabama (Nov 25, 2017)
Long Punt.....64	JK Scott, vs Alabama (Nov 25, 2017)
Punts inside 20.....4	Spiers, at Clemson (Sep 09, 2017)
.....	Fatony, Corey, at Mizzou (Sep 23, 2017)
.....	C. Nizialek, vs Georgia (Nov 11, 2017)
.....	Harrison Heim, vs Louisiana-Monroe (Nov 18, 2017)
Long Punt Return.....75	DJ Chark, at LSU (Oct 14, 2017)
Long Kickoff Return.....100	De'Vion Warren, at Arkansas (Oct 21, 2017)
Tackles.....15	Devin White, at LSU (Oct 14, 2017)
Sacks.....4.0	A. Bryant, at Clemson (Sep 09, 2017)
Tackles For Loss.....4.0	A. Bryant, at Clemson (Sep 09, 2017)
Interceptions.....1	four times, most recently
.....	Roland Jenkins, vs Louisiana-Monroe (Nov 18, 2017)

2017 Plays of 20+ Yards

Yards	Type	Player(s)	Opponent	Qtr.
75*	Pass	Ryan Davis from Jarrett Stidham	Ole Miss	1
70	KOR	Noah Igbingohene	Ole Miss	3
67*	Rush	Malik Willis	Mississippi State	4
62	Rush	Malik Willis	ULM	4
62*	Pass	Darius Slayton from Ryan Davis	Arkansas	3
61	Rush	Kam Martin	Georgia Southern	4
60*	Rush	Kerryon Johnson	Georgia Southern	1
59	Rush	Kerryon Johnson	Mississippi State	1
58	Pass	Kyle Davis from Jarrett Stidham	Missouri	1
57*	Pass	Nate Craig Myers from Jarrett Stidham	Missouri	3
57	Pass	Eli Stove from Jarrett Stidham	Mississippi State	3
55*	Pass	Kerryon Johnson from Jarrett Stidham	Georgia	4
53*	Pass	Darius Slayton from Jarrett Stidham	Texas A&M	2
52	Pass	Ryan Davis from Jarrett Stidham	LSU	1
52	Pass	Kyle Davis from Jarrett Stidham	Mississippi State	4
50*	Pass	Darius Slayton from Jarrett Stidham	ULM	2
50	Pass	Darius Slayton from Jarrett Stidham	Arkansas	1
49*	Pass	Will Hastings from Jarrett Stidham	LSU	1
49	Pass	Darius Slayton from Jarrett Stidham	Mississippi State	1
48	Rush	Malik Willis	Arkansas	4
48*	Rush	Kerryon Johnson	Ole Miss	2
47*	Pass	Will Hastings from Jarrett Stidham	Mississippi State	2
47	Rush	Kam Martin	Missouri	2
46	Pass	Darius Slayton from Jarrett Stidham	Texas A&M	3
46	Pass	Will Hastings from Jarrett Stidham	Missouri	1
45*	INT	Nick Ruffin	ULM	4
45	Rush	Eli Stove	Arkansas	2
42*	Pass	Darius Slayton from Jarrett Stidham	Georgia	2
41*	Pass	Kam Martin from Jarrett Stidham	ULM	3
38*	Rush	Kamryn Pettway	Arkansas	3
38	Pass	Kyle Davis from Jarrett Stidham	Mercer	4
38	Pass	Will Hastings from Jarrett Stidham	Mercer	2
37	Pass	Marquis McClain	Georgia	4
37*	INT	Javaris Davis	Mississippi State	4
36*	Rush	Kam Martin	Georgia Southern	2
35	Pass	Ryan Davis from Jarrett Stidham	Texas A&M	1
34	Rush	Kerryon Johnson	Georgia Southern	2
33	Fumble	Marlon Davidson	Missouri	2
32*	Pass	Ryan Davis from Jarrett Stidham	Georgia	3
31	Rush	Kam Martin	ULM	3
31	Pass	Kyle Davis from Jarrett Stidham	Ole Miss	2
31	Rush	Eli Stove	Missouri	3
30	Rush	Eli Stove	Georgia	3
30	Rush	Eli Stove	Mississippi State	3
29	Pass	Ryan Davis from Jarrett Stidham	Georgia	3
29	Pass	Eli Stove from Jarrett Stidham	Texas A&M	3
29	KOR	Noah Igbingohene	Arkansas	1
29	KOR	Javaris Davis	Georgia Southern	1
27	Pass	Will Hastings from Jarrett Stidham	Mercer	1
26	Pass	Eli Stove from Jarrett Stidham	Georgia	1
26	PR	Ryan Davis	Georgia	3
26	Pass	Darius Slayton from Jarrett Stidham	Arkansas	3
26	Pass	Nate Craig-Myers from Jarrett Stidham	Arkansas	2
26	Rush	Kerryon Johnson	Ole Miss	1
26	Rush	Kerryon Johnson	Ole Miss	3
26	Rush	Eli Stove	Ole Miss	4
26	KOR	Noah Igbingohene	Mississippi State	1
25	Pass	Nate Craig-Myers from Jarrett Stidham	Alabama	1
25	Pass	Ryan Davis from Jarrett Stidham	Alabama	3
25	Pass	Ryan Davis from Jarrett Stidham	Alabama	3
25	Pass	Darius Slayton from Jarrett Stidham	LSU	1
25	PR	Stephen Roberts	Clemson	4
24	KOR	Noah Igbingohene	ULM	4
24	Rush	Jarrett Stidham	Texas A&M	3
23	Pass	Darius Slayton from Jarrett Stidham	Alabama	1
23	Pass	Ryan Davis from Jarrett Stidham	Alabama	2
23	KOR	Noah Igbingohene	LSU	4
23	KOR	Noah Igbingohene	Mississippi State	1
23	Pass	Nate Craig-Myers from Jarrett Stidham	Clemson	1
23	Pass	Ryan Davis from Jarrett Stidham	Mercer	3
22	Rush	Kerryon Johnson	ULM	3
22	Rush	Kerryon Johnson	Texas A&M	4
22	Pass	Will Hastings from Jarrett Stidham	Arkansas	1
22	Rush	Kamryn Pettway	Mercer	4
21	Pass	Chandler Cox from Jarrett Stidham	Georgia	1
21	KOR	Noah Igbingohene	Alabama	3
21	Pass	Darius Slayton from Jarrett Stidham	ULM	1
21	KOR	Noah Igbingohene	Texas A&M	2
21	KOR	Noah Igbingohene	Missouri	4
21	Rush	Eli Stove	Missouri	3
20	KOR	Noah Igbingohene	Georgia	3
20	Pass	Will Hastings from Jarrett Stidham	Alabama	3
20	Rush	Kerryon Johnson	LSU	1
20	Pass	Darius Slayton from Jarrett Stidham	Ole Miss	2
20	Pass	Kerryon Johnson from Jarrett Stidham	Ole Miss	3
20	Pass	Eli Stove from Jarrett Stidham	Mercer	3

*Touchdown scored on play

Play Breakdown

BY PLAY

Rush.....	25
Kickoff Return.....	11
Pass.....	45
Punt Return.....	2
Interception Return.....	2
Fumble Return.....	1
Missed Field Goal Return.....	0

BY GAME

Georgia Southern.....	5
at Clemson.....	2
Mercer.....	6
at Missouri.....	8
Mississippi State.....	10
Ole Miss.....	9
at LSU.....	5
at Arkansas.....	9
at Texas A&M.....	7
Georgia.....	6
ULM.....	8
Alabama.....	7
vs. Georgia.....	4

BY QUARTER

1st.....	25
2nd.....	16
3rd.....	28
4th.....	17

RUSHING

Kerryon Johnson.....	9
Kam Martin.....	4
Kamryn Pettway.....	2
Jarrett Stidham.....	1
Eli Stove.....	6
Malik Willis.....	3

PASSING

Jarrett Stidham.....	43
Ryan Davis.....	1
Malik Willis.....	1

RECEIVING

Nate Craig-Myers.....	4
Chandler Cox.....	1
Kyle Davis.....	4
Ryan Davis.....	9
Wil Hastings.....	7
Kerryon Johnson.....	2
Kam Martin.....	1
Marquis McClain.....	1
Darius Slayton.....	11
Eli Stove.....	4

KICKOFF RETURN

Javaris Davis.....	1
Noah Igbingohene.....	10

PUNT RETURN

Ryan Davis.....	1
Stephen Roberts.....	1

INTERCEPTION RETURN

Javaris Davis.....	1
Nick Ruffin.....	1

FUMBLE RETURN

Marlon Davidson.....	1
----------------------	---

The Last Time

An Auburn Team

Had 35 First Downs ... vs. ULM, 2016 (36)

Had 30 First Downs ... vs. ULM, 2016 (36)

Had 545 yards rushing ... vs. #5 Missouri [SECCG], 2013 (545)

Had 500 yards rushing ... vs. #17 Arkansas, 2016 (543)

Had 400 yards rushing ... vs. Alabama A&M, 2016 (451)

Had 300 yards rushing ... vs. ULM, 2017 (317)

Had 300 yards rushing in back-to-back games ... vs. #17 Arkansas (543) and at Ole Miss (307), 2016

Had 300 yards rushing in three straight games ... vs. Western Carolina (511); at #7 Texas A&M (379); vs. FAU (422), 2013

Had 300 yards rushing in six consecutive games ... at Kentucky (311); vs. Arkansas (330); vs. LSU, (440); at Ole Miss (343); vs. Chattanooga (303); vs. Georgia (315), 2010

Had 300 yards rushing in six consecutive SEC games ... vs. South Carolina (334); at Kentucky (311); vs. Arkansas (330); vs. LSU, (440); at Ole Miss (343); vs. Georgia (315), 2010

Had 70 or more rushing attempts ... vs. #5 Missouri [SECCG], 2013 (74)

Had 60 or more rushing attempts ... vs. ULM, 2016 (66)

Had 50 or more rushing attempts ... at Texas A&M, 2017 (52)

Had seven or more rushing TDs ... vs. #17 Arkansas, 2016 (7)

Had six or more rushing TDs ... vs. Alabama A&M, 2016 (6)

Had five or more rushing TDs ... at Arkansas, 2017 (5)

Had four or more rushing TDs ... at Arkansas, 2017 (5)

Had five different players score a rushing TD ... vs. #17 Arkansas, 2016 (5)

Had four different players score a rushing TD ... vs. Alabama A&M, 2016 (4)

Had four or more rushing TDs in six straight games ... vs. Western Carolina (5), at #7 Texas A&M (4), vs. Florida Atlantic (4), at Arkansas (4), at Tennessee (5) & vs. #25 Georgia (4), 2013

Had 3 or more rushing TDs in seven straight games ... vs. #24 Ole Miss (3), vs. Western Carolina (5), at #7 Texas A&M (4), vs. Florida Atlantic (4), at Arkansas (4), at Tennessee (5) & vs. #25 Georgia (4), 2013

Had 3 or more rushing TDs in consecutive games ... at Missouri (5), vs. #24

Mississippi State (4), vs. Ole Miss (3), 2017

Had 3 or more rushing TDs in three consecutive games ... at Missouri (5), vs. #24

Mississippi State (4), vs. Ole Miss (3), 2017

Had 3 or more rushing TDs in four consecutive games ... vs. ULM (5), at Mississippi St. (3), vs. #17 Arkansas (7), at Ole Miss (3), 2016

Had 450 or more yards passing... at #2 Alabama, 2014 (456)

Had 400 or more yards passing... at #2 Alabama, 2014 (456)

Had 350 or more yards passing... vs. Mercer, 2017 (364)

Had 300 or more yards passing ... vs. Mercer, 2017 (364)

Had 50 or more pass attempts ... vs. Mississippi State, 1997 (54)

Had 30 or more pass completions ... vs. Mercer, 2017 (32)

Had fewer than 10 pass attempts ... at Tennessee, 2013 (7)

Had fewer than 10 pass completions ... at LSU, 2017 (9)

Had fewer than 5 pass completions ... at Tennessee, 2013 (3)

Had fewer than 10 pass attempts in consecutive games ... at Arkansas (9) & at Tennessee (7), 2013

Had fewer than 10 pass completions in consecutive games ... at Arkansas (8) & at Tennessee (3), 2013

Had five TDs passing ... vs. Ball State, 2009 (5)

Had four TDs passing ... vs. Louisiana Tech, 2014 (4)

Had three TDs passing ... vs. #1 Georgia, 2017 (3)

Had 10 receivers catch a pass ... at Missouri, 2017 (10)

Had 700 or more yards total offense ... vs. Arkansas State, 2016 (706)

Had 600 or more yards total offense ... at Arkansas, 2017 (629)

Had 600 or more yards total offense and lost ... at #2 Alabama, 2014 (630)

Had 500 or more yards total offense ... vs. ULM, 2017 (552)

Had 500 or more yards total offense in consecutive games ... vs. #24 Mississippi State (511), vs. Ole Miss (561), 2017

Had 500 or more yards total offense in three straight games ... vs. South Carolina, 2014 (551), at #7 Ole Miss, 2014 (507) & vs. Texas A&M (582), 2014

Had 1300 or more yards total offense combined in consecutive games ... vs. Western Carolina (712) & at #7 Texas A&M (615), 2013

Had 90 or more total plays... at #2 Alabama, 2014 (90)

Had 85 or more total plays ... vs. #17 Texas A&M, 2016 (89)

Had 80 or more total plays ... vs. Mercer, 2017 (80)

Scored 70 or more points... vs. ULM, 2003 (73)

Scored 60 or more points ... vs. Western Carolina, 2013 (62)

Scored 50 or more points ... at Arkansas, 2017 (52)

Scored 40 or more points ... vs. ULM, 2017 (42)

Scored 40 or more points in three consecutive games ... at Arkansas (52), at

Texas A&M (42), vs. #1 Georgia (40), vs. ULM (42), 2017

Scored 30 or more points in 11 consecutive games ... vs. Western Carolina (62); at

No. 7 Texas A&M (45); vs. Florida Atlantic (45); at Arkansas (35); at Tennessee (55); vs. #25 Georgia (43); vs. #1 Alabama (34); vs. #5 Missouri (59); vs. #1 Florida State (31), 2013; vs. Arkansas (45), vs. San José State (59), 2014

Was held scoreless ... at Alabama, 2012 (0-49)

Was held scoreless at Jordan-Hare Stadium ... vs. Georgia, 2012 (0-38)

Won a game without scoring an offensive touchdown ... #17 LSU, 2016 (18-13)

Won a game without a rushing touchdown ... #17 LSU, 2016 (18-13)

Won a game in the last 25 seconds with a TD ... vs. #1 Alabama, 2013 (CB Chris Davis returns missed field goal 100 yards [109 yds] for a touchdown)

Had 200-yard rusher and 100-yard receiver in a game ... vs. Syracuse, 2002 (Carnell Williams [202 rush] and Marcel Willis [113 receiving])

Had 150-yard rusher and 150-yard receiver in a game ... vs. Arkansas, 2014 (Cameron Artis-Payne [177 rush] and D'haquille Williams [154 receiving])

Had two 100-yard rushers and one 100-yard receiver in a game ... vs. #15 LSU, 2014 (Cameron Artis-Payne [126 rush], Nick Marshall [119 rush], Sammie Coates [144 rec])

Had 100-yard receiver and 100-yard rusher in a game ... vs. #1 Alabama, 2017 (Kerryon Johnson [104 rush]& Ryan Davis [139 rec])

Had 100-yard receiver and 100-yard rusher in back-to-back games ... vs. #15 LSU (Cameron Artis-Payne [126 rush], Nick Marshall [119 rush], Sammie Coates [144 rec]) & at #3 Mississippi State, 2014 (D'haquille Williams [108 rec], Nick Marshall [100 rush])

Had two 100-yard rushers in back-to-back games ... vs. Louisiana Tech, 2014 (Cameron Artis-Payne [116] and Nick Marshall [105]) & vs. #15 LSU, 2014 (Cameron Artis-Payne [126 rush] and Nick Marshall [119 rush])

Had two 100-yard rushers in a game... vs. Georgia Southern, 2017 (Kam Martin [136 rush], Kerryon Johnson [136 rush])

Had a 300-yard rusher & 100-yard rusher in a game... vs. #5 Missouri [SECCG], 2013 (Tre Mason [304] and Nick Marshall [101])

Had a 200-yard rusher & 100-yard rusher in a game... vs. #5 Missouri [SECCG], 2013 (Tre Mason [304] and Nick Marshall [101])

Had two 150-yard rushers in a game... vs. Mississippi State, 2003 (Brandon Jacobs [182] and Carnell Williams [164])

Had three 100-yard rushers in a game ... vs. Maryland, 1983 (Tommie Agee [219], Lionel James [115] and Bo Jackson [105])

Had two 100-yard receivers in a game... at #2 Alabama, 2014 (Sammie Coates [206] and D'haquille Williams [121])

Had a 60-yard run and a 60-yard pass in a game ... vs. Alabama, 2009 (Terrell Zachery 67 rush, Chris Todd to Darwin Adams 72 pass)

Had three players with 2 rushing TDs... vs. ULM, 2003 (Carnell Williams [2], Brandon Jacobs [2], Tre Smith [2])

Had three players with 2 TDs... vs. Georgia, 2010 (Onterio McCalebb [3 rush], Cam Newton [2 rush], Philip Lutzenkirchen [2 rec.])

Had two players with seven or more catches in a game ... Courtney Taylor (7) & Silas Daniels vs. Alabama, 2003 (7)

Had quarterback catch a pass from himself ... Nick Marshall vs. Mississippi State, 2013 (37 yards)

Scored a touchdown on offense, defense and special teams... vs. ULM, 2008 (2 offense [1 pass, 1 rush], 1 defense [fumble return], 1 special team [punt return])

Scored on the first offensive play of the game ... vs. Alabama, 2003 (Carnell Williams, 80-yd run)

Scored on Auburn's first offensive play of the game ... vs. #17 Arkansas, 2016 (Eli Stove, 78-yd run)

Scored on first offensive series ... vs. #6 Georgia [SECCG], 2017 (Nate Craig-Myers 6 yd pass from Jarrett Stidham)

Scored 2 touchdowns in the final 32 seconds ... vs. #1 Alabama, 2013 (Sammie Coates 39 yd pass from Nick Marshall (:32), Chris Davis 100 yd missed field goal return (:00); other time at Georgia Tech, 1987 (records back to 1967)

Returned a kickoff and a punt for a TD in the same game ... at Tennessee, 2013 (kickoff: Corey Grant, 90 yards & punt: Chris Davis, 85 yards) [1st time in Auburn history]

Returned a punt for a TD ... vs. Louisiana Tech, 2014 (Quan Bray) [76 yards]

Returned a kickoff for a TD ... at Tennessee, 2013 (Corey Grant) [90 yards]

Returned a missed FG for a TD...vs. Alabama, 2013 (Chris Davis) [100 yds]

Returned opening kickoff for a TD ... vs. Tennessee-Martin, 2008 (Tristan Davis) [95 yards]

Returned 2nd half opening KO for TD ... at Tennessee, 2013 (Corey Grant) [90 yds]

Returned three Interceptions for TDs ... vs. LSU, 1994 (Ken Alvis, Fred Smith, Brian Robinson)

Returned two Interceptions for TDs ... vs. LSU, 1994 (Ken Alvis, Fred Smith, Brian Robinson)

Returned an Interception for a TD ... vs. ULM (Nick Ruffin) [45]

Returned two fumbles for TDs ... vs. Vanderbilt, 2002 (Spencer Johnson, Karlos Dansby)

Returned a fumble for a TD ... at Mississippi St., 2016 (Montravious Adams) [13 yds]

Had five or more fumbles ... vs. Mercer (5), 2017

Did not commit a turnover ... vs. #1 Georgia, 2017

Did not commit a turnover in back-to-back games ... at Texas A&M, vs.

The Last Time

#1 Georgia (2017)

Did not commit a turnover in three consecutive games ... San Jose' St., at Kentucky, at Arkansas (2015)

Blocked a punt ... at Texas A&M, 2017 (Nick Ruffin)

Blocked two punts ... vs. Virginia [Chick-fil-A] 2011 (Garrett Harper, Angelo Blackson)

Blocked three punts ... vs. ULM, 2003 (3 - Justin Fetsko [2], Donnay Young)

Returned a blocked punt for a TD ... at Texas A&M, 2017 (Malik Miller)

Blocked a field goal ... vs. Alabama A&M, 2016 (Maurice Swain)

Returned a blocked field goal for a TD ... vs. Kentucky, 2009 (Neiko Thorpe) [69]

Blocked two field goals in a game ... vs. ULM, 2012 (Angelo Blackson, Corey Lemonier)

Blocked a PAT attempt ... at Ole Miss, 2016 (Montravius Adams)

Blocked two PAT attempts ... vs. LSU, 1998 (Charles Dorsey, 2)

Had a PAT blocked ... at Tennessee, 2013 (Cody Parkey)

Missed a PAT ... at Tennessee, 2013 (Cody Parkey, blocked)

Missed a kicking PAT ... vs. Tennessee-Chattanooga, 2010 (Wes Byrum)

Made 100 straight kicking PATs ... Cody Parkey (2013) & Daniel Carlson, 2014-

17 (222)

Made 150 straight kicking PATs ... Cody Parkey (2013) & Daniel Carlson, 2014-

17 (222)

Made 200 straight kicking PATs ... Cody Parkey (2013) & Daniel Carlson, 2014-

17 (222)

Had a punt blocked ... at Mississippi State, 2009 (Clinton Durst)

Had a field goal blocked ... vs. #6 Georgia [SECCG], 2017 (Daniel Carlson)

Had a field goal blocked & returned for a TD ... vs. Texas A&M, 2014 (Daniel Carlson 41-yard FGA blocked by Myles Garrett & returned by Deshazor Everett 65 yards)

Had a successful on-side kick ... vs. #5 Missouri [SECCG], 2013 (Cody Parkey)

Scored a safety ... vs. ULM, 2016 (Gary Walker)

Scored on a fake field goal ... vs. Arkansas State, 2016 (Carlson 20 yd run)

Scored an offensive two-point conversion ... at Arkansas, 2015 (Melvin Ray pass from Sean White)

Scored two or more offensive two-point conversions ... vs. Florida, 2002 [2]

Scored a defensive two-pt conversion ... vs. Ole Miss, 2009 (Demond Washington)

Held an opponent scoreless ... vs. Alabama A&M, 2016 (55-0)

Held a SEC opponent scoreless ... at Mississippi State, 2006 (34-0)

Held an opponent scoreless at Jordan-Hare Stadium ... vs. Alabama A&M, 2016 (55-0)

Held a SEC opponent scoreless at Jordan-Hare Stadium ... vs. Mississippi State, 2005 (28-0)

Held an opponent to five or fewer first downs ... vs. Ball State, 2001 (5)

Held an opponent to 10 or fewer first downs ... vs. Georgia Southern, 2017 (8)

Intercepted five or more passes ... vs. Northwestern [Outback], 2009 (5)

Intercepted four or more passes ... vs. Northwestern [Outback], 2009 (5)

Intercepted three or more passes in consecutive games ... at #2 Alabama, 2014 (3) & vs. #17 Wisconsin in Outback Bowl, 2015 (3)

Intercepted three or more passes ... at #25 Texas A&M, 2015 (3)

Sacked an opponent 5 or more times ... at Arkansas, 2017 (6.0)

Sacked an opponent 10 or more times ... vs. Alabama, 2005 (11.0)

Allowed opponent 600 yards total offense and Auburn still won ... at #7 Texas A&M, 2013 (602)

Held an opponent to 300 or less yards total offense ... vs. #1 Georgia, 2017 (230)

Held an opponent to 300 or less yards total offense in consecutive games ... vs. Georgia Southern (78), at #3 Clemson (281), vs. Mercer (246), 2017

Held an opponent to 200 or less yards total offense ... vs. Georgia Southern, 2017 (78)

Held an opponent to 150 or less yards total offense ... vs. Georgia Southern, 2017 (78)

Held an opponent to 100 or less yards total offense ... vs. Georgia Southern, 2017 (78)

Held an opponent to 100 or less yards rushing ... vs. #1 Georgia, 2017 (46)

Held a SEC opponent to 100 or less yards rushing ... vs. #1 Georgia, 2017 (46)

Held consecutive opponents to 100 or less yards rushing ... vs. Georgia Southern (70), at #3 Clemson (96), vs. Mercer (100), 2017

Held an opponent to 50 or less yards rushing ... vs. #1 Georgia, 2016 (46)

Held an SEC opponent to 50 or less yards rushing ... vs. #1 Georgia, 2016 (46)

Held an opponent to negative yards rushing ... vs. Florida, 2001 (-36)

Held an opponent to 100 or less yards passing ... Georgia Southern, 2017 (8)

Held an opponent to 50 or less yards passing ... Georgia Southern, 2017 (8)

Held an opponent to no third down conversions ... vs. Georgia Southern, 2017 (0-of-15)

Held an opponent without an offensive touchdown ... vs. Georgia Southern, 2017

Held a SEC opponent without an offensive touchdown ... at Georgia, 2016

Held an opponent without a touchdown ... vs. Alabama A&M, 2016

Held a SEC opponent without a touchdown ... vs. #17 Arkansas, 2016

Had 10 or more penalties ... vs. Idaho, 2015 (11)

Had 1 or fewer penalty ... vs. #24 Mississippi State, 2017 (1)

Had 100 or more penalty yards ... vs. Idaho, 2015 (107)

Had 5 or fewer penalty yards ... at Tennessee, 2013 (5)

Had 35 minutes time of possession... vs. #1 Alabama, 2017 (36:02)

Was involved in a game that ended in a tie ... vs. Georgia, 1994 (23-23)

Was involved in an overtime game ... at Arkansas (4 OT), 2015 (54-46 loss)

Was involved in two overtime games in a single season ... vs. Jacksonville St. (27-20 win), at Arkansas (4 OT, 54-46 loss), 2015

An Auburn Player

Rushed 40 times in a game ... Tre Mason (46) vs. #5 Missouri [SECCG], 2013

Rushed 35 times in a game ... Kamryn Pettway (39) at Mississippi St., 2016

Rushed 30 times in a game ... Kerryon Johnson (30) vs. #1 Alabama, 2017

Rushed for 300 yards in a game ... Tre Mason (304) vs. #5 Missouri [SECCG], 2013

Rushed for 200 yards in a game ... Kerryon Johnson (204) vs. Ole Miss, 2017

Rushed for 150 yards in a game ... Kerryon Johnson (167) vs. #1 Georgia, 2017

Rushed for 100 yards in a game ... Kerryon Johnson (104) vs. #1 Alabama, 2017

Rushed for 100 yards in the first quarter ... Tre Mason (141/6 att.) vs. Alabama A&M, 2012

Rushed for 100 yards in the first quarter of an SEC game ... Casinius Moore (104/ 7 att.) vs. Mississippi State, 2001

Quarterback rushed for 200 yards in a game ... Nick Marshall (214) at Tennessee, 2013

Quarterback rushed for 100 yards in a game ... Nick Marshall (100) at #3 Mississippi State, 2014

Quarterback rushed for 100 yards in back-to-back SEC games ... Nick Marshall vs. #15 LSU (119) and at #3 Mississippi State (100), 2014

Quarterback rushed for 100 yards in 3 games during a season ... Nick Marshall vs. Louisiana Tech (105), #15 LSU (119) and at #3 Mississippi State (100), 2014

Rushed for 100 yards in six consecutive games ... Tre Mason at Arkansas (168), at Tennessee (117), vs. #25 Georgia (115), vs. #1 Alabama (164), vs. #5 Missouri [SECCG] (304), vs. #1 Florida State [BCSNC](195), 2013

Rushed for 100 yards in four consecutive games ... Kerryon Johnson at Texas A&M (145), vs. #1 Georgia (167), vs. ULM (137), vs. #1 Alabama (104), 2017

Rushed for 100 yards in three consecutive games ... Kerryon Johnson at Texas A&M (145), vs. #1 Georgia (167), vs. ULM (137), vs. #1 Alabama (104), 2017

Rushed for 100 yards in consecutive games ... Kerryon Johnson at Texas A&M (145), vs. #1 Georgia (167), vs. ULM (137), vs. #1 Alabama (104), 2017

Rushed for 100 yards in four consecutive games vs. ranked opponents ... Tre Mason vs. #25 Georgia (115), vs. #1 Alabama (164), vs. #5 Missouri [SECCG] (304), vs. #1 Florida State [BCSNC], 2013

Rushed for 100 yards in three consecutive games vs. ranked opponents ... Tre Mason vs. #25 Georgia (115), vs. #1 Alabama (164), vs. #5 Missouri [SECCG] (304), vs. #1 Florida State [BCSNC], 2013

Rushed for 100 yards in consecutive games vs. ranked opponents ... Nick Marshall vs. #15 LSU (119) and at #3 Mississippi State (100), 2014

Rushed for 150 yards in four consecutive games ... Kamryn Pettway at Mississippi State (169), vs. #17 Arkansas (192), at Ole Miss (236), vs. Vanderbilt (173), 2016

Rushed for 150 yards in three consecutive games ... Kamryn Pettway at Mississippi State (169), vs. #17 Arkansas (192), at Ole Miss (236), vs. Vanderbilt (173), 2016

Rushed for 150 yards in consecutive games ... Kerryon Johnson vs. Ole Miss (204), at LSU (156), 2017

Rushed for 6 or more TDs in a game ... Carnell Williams vs. Mississippi St., 2003 (6)

Rushed for 5 or more TDs in a game ... Kerryon Johnson at Missouri, 2017 (5)

Rushed for 4 or more TDs in a game ... Kerryon Johnson at Missouri, 2017 (5)

Rushed for 3 or more TDs in a game ... Kamryn Pettway at Arkansas, 2017 (3)

Rushed for 2 or more TDs in a game ... Kerryon Johnson vs. Ole Miss, 2017 (3)

2 Players Rushed for 2 or more TDs in a game ... Kam Martin (2) & Jeremy Johnson (2) vs. Alabama A&M, 2016

Rushed for 2 or more TDs in four consecutive games ... Carnell Williams vs. Western Carolina (2), vs. Vanderbilt (2), at Mississippi State (2), vs. Syracuse (2), 2002

Rushed for 2 or more TDs in three consecutive games ... Kerryon Johnson at Missouri (5), vs. #24 Mississippi State (3), vs. Ole Miss (3), 2017

Rushed for 3 TDs or more in consecutive games ... Kerryon Johnson at Missouri (5), vs. #24 Mississippi State (3), vs. Ole Miss (3), 2017

QB Rushed for 2 or more TDs in a game ... Jeremy Johnson vs. Alabama A&M, 2016

QB Rushed for 2 or more TDs in back-to-back SEC games ... Nick Marshall vs. South Carolina (3), at #7 Ole Miss (2) & vs. Texas A&M (2), 2014

QB Rushed for 2 or more TDs in 3 straight SEC games ... Nick Marshall vs. South Carolina (3), at #7 Ole Miss (2) & vs. Texas A&M (2), 2014

Rushed for a TD in 11 consecutive games ... Tre Mason at #6 LSU (2); vs. #24 Ole Miss (1); vs. WCU (2); at #7 Texas A&M (1); vs. Florida Atlantic (1); at Arkansas (4); at Tennessee (3); vs. #25 Georgia (1); vs. #1 Alabama (1); vs. #5 Missouri [SECCG] (4); vs. #1 Florida State (1), 2013

Rushed for a TD in 10 consecutive games ... Tre Mason at #6 LSU (2); vs. #24 Ole Miss (1); vs. WCU (2); at #7 Texas A&M (1); vs. Florida Atlantic (1); at Arkansas (4); at Tennessee (3); vs. #25 Georgia (1); vs. #1 Alabama (1); vs. #5 Missouri [SECCG] (4); vs. #1 Florida State (1), 2013

The Last Time

Rushed for a combined 11 TDs in 3 straight games ... Kerryon Johnson at Missouri (5), vs. #24 Mississippi State (3), vs. Ole Miss (3), 2017
Rushed for a combined 9 TDs in 3 straight games ... Kerryon Johnson at Missouri (5), vs. #24 Mississippi State (3), vs. Ole Miss (3), 2017
Rushed for a combined 8 TDs in 3 straight games ... Kerryon Johnson at Missouri (5), vs. #24 Mississippi State (3), vs. Ole Miss (3), 2017
Rushed for a combined 7 TDs in 3 straight games ... Kerryon Johnson at Missouri (5), vs. #24 Mississippi State (3), vs. Ole Miss (3), 2017
Rushed for a combined 6 TDs in 3 straight games ... Kerryon Johnson at Missouri (5), vs. #24 Mississippi State (3), vs. Ole Miss (3), 2017
Rushed for a combined 8 TDs in 2 straight games ... Kerryon Johnson at Missouri (5), vs. #24 Mississippi State (3), 2017
Rushed for a TD on his first career rush ... Jason Smith at Arkansas, 2015 (9 yds)

Passed for 450 yards in a game ... Nick Marshall at #2 Alabama, 2014 (456)
Passed for 400 yards in a game ... Nick Marshall at #2 Alabama, 2014 (456)
Passed for 300 yards in a game ... Jarrett Stidham vs. Mercer, 2017 (364)
Attempted 50 passes in a game ... Dameyune Craig vs. Mississippi State, 1997 (54)
Attempted 40 passes in a game ... Nick Marshall at #2 Alabama, 2014 (43)
Threw five TDs in a game ... Chris Todd vs. Ball State, 2009 (5)
Threw four TDs in a game ... Jeremy Johnson vs. Western Carolina, 2013 (4)
Threw three TDs in a game ... Jarrett Stidham vs. #1 Georgia, 2017 (3)
Three three or more TDs in three consecutive games ... Loran Carter vs. Miami (3), at Florida (3), vs. Tennessee (3), 1968
Threw four TDs or more in consecutive games ... Chris Todd vs. West Virginia (4), vs. Ball State (5), 2009
Threw two TDs or more in five consecutive games ... Cam Newton at Ole Miss (2), vs. Chattanooga (4), vs. Georgia (2), at Alabama (3), vs. South Carolina (4), 2010
Threw a TD pass on Auburn's 1st pass of an SEC Championship Game ... Nick Marshall vs. #5 Missouri (38-yard TD pass to Sammie Coates in 1st qtr.), 2013

Had 500 yards total offense in a game ... Nick Marshall at #2 Alabama, 2014 (505)
Had 400 yards total offense in a game ... Nick Marshall at #2 Alabama, 2014 (505)
Had 300 yards total offense in a game ... Jarrett Stidham vs. Mercer, 2017 (387)
Accounted for four or more TDs in a game ... Jarrett Stidham vs. #1 Georgia, 2017 (3 pass, 1 rush)
Freshman accounted for four or more TDs in a game ... Jeremy Johnson vs. Western Carolina, 2013 (4)
Two players accounted for three or more TDs in a game ... Tre Mason (3 rush) & Nick Marshall (2 rush, 1 pass) at Tennessee, 2013
Accounted for three or more TDs in a game ... Jarrett Stidham, 2017 (3 pass, 1 rush)
Accounted for three TDs in consecutive games ... Jarrett Stidham at Texas A&M (3 pass), vs. #1 Georgia (3 pass, 1 rush), 2017
Accounted for three TDs in three consecutive games ... Kerryon Johnson at Missouri (5 rush), vs. #24 Mississippi State (3 rush), vs. Ole Miss (3 rush), 2017
Accounted for three TDs in four consecutive games ... Cam Newton vs. Chattanooga (5), vs. Georgia (4), at Alabama (4), vs. South Carolina (6), 2010

Caught 15 passes in a game... Willie Goshu vs. Arkansas, 1995 (17)
Caught 12 or more passes in a game ... Darvin Adams vs. Northwestern [Outback], 2009 (12)
Caught 10 or more passes in a game ... Ryan Davis vs. #1 Alabama, 2017 (11)
Caught seven or more passes in a game ... Ryan Davis vs. #6 Georgia [SECCG], 2017 (7)
Had 200 or more yards receiving in a game ... Sammie Coates at #2 Alabama, 2014 (206)
Had 150 or more yards receiving in a game ... Darius Slayton at Arkansas, 2017 (146)
Had 100 yards receiving in three consecutive games ... Sammie Coates at No. 7 Texas A&M (104), vs. Florida Atlantic, 2013 & at Arkansas (102), 2013
Had 100 yards receiving in consecutive games ... Sammie Coates at No. 7 Texas A&M (104) & vs. Florida Atlantic, 2013 (113)
Had 100 or more yards receiving in a game ... Ryan Davis vs. #1 Alabama, 2017 (139)
Caught four or more TD passes in a game ... Alexander Wright vs. Pacific, 1989 (4)
Caught three or more TD passes in a game ... Darvin Adams vs. Furman, 2009 (3)
Caught two or more TD passes in a game ... Tony Stevens vs. Arkansas State, 2016 (2)
Caught a TD pass in consecutive games ... Nate Craig-Myers vs. #1 Alabama, vs. #6 Georgia [SECCG], 2017
Caught a TD pass in three consecutive games ... Darius Slayton at Arkansas, at Texas A&M, vs. #1 Georgia, vs. ULM, 2017
Caught a TD pass in four consecutive games ... Darius Slayton at Arkansas, at Texas A&M, vs. #1 Georgia, vs. ULM, 2017
Caught a TD pass in six consecutive games ... Emory Blake at Alabama; vs. South Carolina [SECCG], vs. Oregon [BCSNCG], vs. Utah State, vs. Mississippi State, at Clemson, vs. Florida Atlantic, 2010/11
Caught a TD pass in seven consecutive games ... Emory Blake at Alabama; vs. South Carolina [SECCG], vs. Oregon [BCSNCG], vs. Utah State, vs. Mississippi State, at Clemson, vs. Florida Atlantic, 2010/11
Caught 1 TD pass & had a rushing TD in the same game ... Kam Martin (41 yd catch/1 yd rush) vs. ULM, 2017
Receiver caught 1 TD pass & had a rushing TD in the same game... Stanton Truitt (45 yd catch/20 yd rush/31 yd rush) vs. #17 Arkansas, 2016

Running back caught 1 TD pass & had a rushing TD in the same game... Kam Martin (41 yd catch/1 yd rush) vs. ULM, 2017
Caught 1 TD pass & had a punt return for a TD in the same game ... Quan Bray (2 TD receptions [44 & 37]) & a 76-yard punt return for a TD, vs. Louisiana Tech, 2014
Caught a TD pass on his first career catch ... Jalen Harris at Ole Miss, 2016 (15 yds)
Quarterback caught a TD pass ... Kiehl Frazier from Quan Bray vs. ULM, 2012
Quarterback caught a pass from himself ... Nick Marshall vs. Mississippi State, 2013
Running back caught two or more TD passes in a game ... Mario Fannin vs. Arkansas St., 2010 (2)
Running back caught a TD pass in consecutive games ... Kerryon Johnson at Texas A&M, vs. #1 Georgia, 2017
Running back threw a TD pass ... Kerryon Johnson vs. #1 Alabama [Nate Craig-Myers 3 yd], 2017
Tight end caught two or more TD passes in a game ... Philip Lutzenkirchen vs. Ole Miss, 2011 (2)
Tight end caught a TD pass in consecutive games ... CJ Uzomah vs. LA Tech, vs. LSU, 2014

Scored 18 or more points kicking ... Daniel Carlson vs. #17 LSU, 2016 (18)
Scored 15 or more points kicking ... Daniel Carlson vs. #1 Georgia, 2017 (16)
Kicked 6 or more field goals in a game ... Daniel Carlson vs. #17 LSU, 2016 (6)
Kicked five or more field goals in a game ... Daniel Carlson vs. #17 LSU, 2016 (6)
Kicked four or more field goals in a game ... Daniel Carlson vs. #1 Georgia, 2017 (4)
Had 150 kickoff return yards in a game ... Tre Mason vs. Utah State, 2011 (176)
Had 100 punt return yards in a game ... Chris Davis at Tennessee, 2013 (127)

Had an 80-yard run ... John Franklin III vs. ULM, 2016 (82)
Had a 70-yard run ... Eli Stove vs. #17 Arkansas, 2016 (78)
Had a 60-yard run ... Malik Willis vs. ULM, 2017 (62)
Completed an 80-yard pass ... Nick Marshall to Sammie Coates at Arkansas, 2013 (88)
Completed a 70-yard pass ... Jarrett Stidham to Ryan Davis vs. Ole Miss, 2017 (75)
Completed a 60-yard pass ... Ryan Davis to Darius Slayton at Arkansas, 2017 (62)

Kicked a field goal of 50 or more yards ... Daniel Carlson vs. #1 Georgia, 2017 (54)
Kicked a field goal of 50 or more yards in consecutive games ... Daniel Carlson, 2015; vs. Wisconsin [Outback Bowl] (51), vs. Louisville (56)
Kicked two field goals of 50+ yards in a game ... Daniel Carlson at Missouri, 2017 (52, 54)
Had a 70-yard punt ... Aidan Marshall at Texas A&M, 2017 (70)
Had a 60-yard punt ... Aidan Marshall at Texas A&M, 2017 (70)
Had four punts of 50+ yards in a game ... Kevin Phillips at #13 LSU, 2015 (56, 50, 51, 52)
Had three punts of 50+ yards in a game ... Kevin Phillips at #13 LSU, 2015 (56, 50, 51, 52)
Had two punts of 50+ yards in a game ... Kevin Phillips vs. #7 Oklahoma, 2017 (63, 51)
Had four or more punts inside the 20 in a game ... Kevin Phillips at Georgia, 2016 (4)

Blocked a field goal in a game ... Maurice Swain vs. Alabama A&M, 2016
Blocked two field goals in a game ... Alton Moore at Georgia, 2001
Blocked a PAT attempt ... Montravius Adams at Ole Miss, 2016
Blocked two PAT attempts ... Charles Dorsey vs. LSU, 1998 (2)
Made 50 straight PAT attempts ... Daniel Carlson, 2014-17 (195)
Blocked a punt in a game... Nick Ruffin at Texas A&M, 2017
Blocked two punts in a game... Justin Fetsko vs. ULM, 2003 (2)

Had 15 or more tackles in a game... Daren Bates at Ole Miss, 2012 (16)
Intercepted three or more passes in a game ... Junior Rosegreen at Tennessee, 2004 (4)
Intercepted two or more passes in a game ... Daniel Thomas at #1 Alabama, 2016 (2)
Intercepted a pass in consecutive games ... Joshua Holsey at Ole Miss (1) & vs. Vanderbilt (1), 2016
Intercepted two or more passes in consecutive games ... Jonathan Jones at #13 Mississippi State (2) & vs. South Carolina (2), 2014
Intercepted a pass in three consecutive games ... Jerraud Powers, vs. Tennessee Tech, at Georgia; vs. Alabama, 2007
Recovered two fumbles in a game ... Montravius Adams at Mississippi St., 2016 (2)
Forced two fumbles in a game ... Jeff Holland at Arkansas, 2017 (2)
Forced and recovered a fumble ... Jeff Holland at Arkansas, 2017
Intercepted a pass and had a fumble recovery in a game ... Nick Ruffin vs. ULM, 2017
Had a player play on both offense and defense in the same game ... Johnathan Ford vs. Alabama A&M, 2016
Was ejected ... Deshaun Davis vs. Vanderbilt, 2016

An Auburn Opponent

Scored 60 or more points ... Texas A&M, 2012 (63)
Scored 55 or more points ... at Arkansas (4 OT), 2015 (54)
Scored 40 or more points ... at Arkansas (4 OT), 2015 (54)
Had 400 or more yards rushing ... at #13 LSU, 2015 (411)
Had 350 or more yards rushing ... at #13 LSU, 2015 (411)
Had 300 or more yards rushing ... at #13 LSU, 2015 (411)
Had 250 or more yards rushing ... #2 Alabama, 2015 (286)

The Last Time

Had 50 or more rushing attempts ... #2 Alabama, 2015 (50)
Had five or more rushing TDs ... at #13 LSU, 2015 (5)

Had 500 yards passing ... Northwestern [Outback], 2009 (532)
Had 400 yards passing ... at Ole Miss, 2016 (465)
Had 350 yards passing ... at Ole Miss, 2016 (465)
Had 300 yards passing ... vs. Ole Miss, 2017 (346)
Had 60 or more pass attempts ... Washington State, 2013 (65)
Had 50 or more pass attempts ... vs. Ole Miss, 2017 (51)
Had 40 or more pass attempts ... vs. Ole Miss, 2017 (51)
Had 30 or more pass completions ... vs. Ole Miss, 2017 (34)
Had 25 or more pass completions ... vs. Ole Miss, 2017 (34)
Had five or more TDs passing ... South Carolina, 2014 (5)
Had four or more TDs passing ... at #2 Alabama, 2014 (4)
Had three or more TDs passing ... at Ole Miss, 2016 (3)
Had five passes intercepted ... Northwestern [Outback], 2009 (5)
Had four passes intercepted ... Northwestern [Outback], 2009 (5)

Had 600 yards total offense ... at #7 Texas A&M, 2013 (602)
Had 500 yards total offense ... vs. #7 Oklahoma, 2017 (524)
Had 400 yards total offense ... vs. #6 Georgia [SECCG], 2017 (421)
Had five or more fumbles ... at Mississippi State, 2016 (5)
Lost four or more fumbles ... Mississippi State, 2002 (4)
Had four or more turnovers ... at Missouri, 2017 (3 fum/1 int)

Returned a punt for a TD ... at LSU, 2017 (DJ Chark, 75 yds)
Returned a kickoff for a TD ... at Arkansas, 2017 (De'Vion Warren, 100)
Returned an interception for a TD ... Memphis, 2015 (Reggis Ball, 53)
Returned a fumble for a TD ... vs. Georgia Southern, 2017 (Tomarcio Reese, 22)
Returned a blocked punt for a TD ... Mississippi State, 2009 (Robert Elliott, 10)
Returned a blocked field goal for a TD ... Texas A&M, 2014 (Myles Garrett blocked Daniel Carlson's 41-yd FGA & Deshazor Everett returned it 65 yards)
Blocked an Auburn punt ... Mississippi State, 2009
Blocked an Auburn field goal attempt ... vs. #6 Georgia [SECCG], 2017 (D. Hawkins-Muckle blocked a Daniel Carlson 31 yd FG attempt, recovered by Georgia)
Blocked two Auburn field goal attempts ... Texas A&M, 2017 (J. Madubuie blocked a Daniel Carlson 48 yd FG attempt, recovered by Texas A&M; A. Watts blocked a Daniel Carlson 52 yd FG attempt, recovered by Texas A&M)
Blocked an Auburn PAT ... at Tennessee, 2013 (Daniel McCullers)
Had a successful on-side kick ... South Carolina, 2014 (Landon Ard kick, Skai Moore recovery)

Held Auburn to 300 yards total offense ... vs. #6 Georgia [SECCG], 2017 (259)
Held Auburn to 200 yards total offense ... at #3 Clemson, 2017 (117)
Held Auburn to 150 yards total offense ... at #3 Clemson, 2017 (117)
Held Auburn below 100 yards rushing ... at #3 Clemson, 2017 (38)
Held Auburn below 50 yards rushing ... at #3 Clemson, 2017 (38)
Held Auburn to negative yards rushing ... Tennessee, 1997 (-15)
Held Auburn below 100 yds. passing ... at #3 Clemson, 2017 (79) (13-24 att)
Held Auburn to 100 or fewer first downs ... at #1 Alabama, 2016 (7)
Sacked Auburn 10 or more times ... at #3 Clemson, 2017 (11)
Had 10 or more penalties ... #24 Mississippi State, 2017 (10)
Had 0 penalties ... at #20 Kansas State, 2014 (0)
Had 100 or more yards in penalties ... #7 Oklahoma, 2017 (100)
Had no third down conversions ... Georgia Southern, 2017 (0-15)
Had three 100-yard receivers in a game ... at #7 Ole Miss, 2014 (Evan Ingram, 123; Vince Sanders, 105; Laquon Treadwell, 103)
Had two 100-yard receivers in a game ... Idaho, 2015 (Callen Hightower 161; Trent Cowan, 118)
Had a 200-yard rusher in a game ... #2 Alabama, 2015 (Derrick Henry, 271)
Had a 200-yard receiver in a game ... at #2 Alabama, 2014 (Amari Cooper, 224)
Had a 100-yard rusher and a 100-yard receiver ... #2 Clemson, 2016 (Wayne Gallman, 123 rush; Mike Williams, 174 rec.)
Had a 100-yard rusher and two 100-yard receivers ... Tulane, 2006 (Matt Forte, 117 rush; Preston Brown, 139 rec.; Damarcus Davis, 126 rec.)
Did not have a turnover ... #6 Georgia [SECCG], 2017
Scored a safety ... LSU, 2012
Scored a two-point conversion ... vs. #6 Georgia [SECCG], 2017 (Terry Godwin pass from Jake Fromm)
Had 40 minutes time of possession ... at #1 Alabama, 2016 (40:29)

An Opposing Player

Rushed for 200 yards in a game ... Derrick Henry, #2 Alabama, 2015 (271)
Rushed for 150 yards in a game ... Derrick Henry, #2 Alabama, 2015 (271)
Had two players rush for 100 yards in a game ... Melvin Gordon (251) & Corey Clement (105), #17 Wisconsin [Outback Bowl], 2015 (251)
Rushed for 100 yards in a game ... Trayveon Williams, Texas A&M, 2017 (103)
Quarterback rushed for 100 yards in a game ... Lamar Jackson, vs. Louisville, 2015

(106)

Passed for 500 yards in a game ... Mike Kafka, Northwestern [Outback], 2009 (532)
Passed for 400 yards in a game ... Chad Kelly, at Ole Miss, 2016 (465)
Passed for 350 yards in a game ... Chad Kelly, at Ole Miss, 2016 (465)
Passed for 300 yards in a game ... Shea Patterson, vs. Ole Miss, 2017 (346)
Attempted 70 passes in a game ... Mike Kafka, Northwestern [Outback], 2009 (78)
Attempted 60 passes in a game ... Connor Halliday, Washington State, 2013 (65)
Attempted 50 passes in a game ... Shea Patterson, vs. Ole Miss, 2017 (51)
Attempted 40 passes in a game ... Shea Patterson, vs. Ole Miss, 2017 (51)
Completed 40 passes in a game ... Mike Kafka, Northwestern [Outback], 2009 (47)
Completed 30 passes in a game ... Shea Patterson, vs. Ole Miss, 2017 (34)
Threw five or more TD passes in a game ... Dylan Thompson, South Carolina, 2014 (5)
Threw four or more TD passes in a game ... Blake Sims, at #2 Alabama, 2014 (4)
Threw three or more TD passes in a game ... Chad Kelly, at Ole Miss, 2016 (3)

Had 500 yards total offense ... Chad Kelly, at Ole Miss, 2016 (505)
Had 400 yards total offense ... Chad Kelly, at Ole Miss, 2016 (505)
Had 350 yards total offense ... Chad Kelly, at Ole Miss, 2016 (505)
Accounted for 5 or more TDs ... Blake Sims, at #2 Alabama, 2014 (5)
Accounted for 5 or more TDs in back-to-back seasons ... Johnny Manziel, #22 Texas A&M, 2012 (5), and at #7 Texas A&M, 2013 (5)

Threw, Ran and Caught a TD in a game ... Bo Wallace, Ole Miss, 2012 (2 rush, 1 pass, 1 rec.)

Caught 14 or more passes ... Josh Barge, Jacksonville St., 2015 (14)
Three or more players caught seven or more passes ... Laquon Treadwell (10), Evan Ingram (8), Vince Sanders (7), at #7 Ole Miss, 2014
Had 200 yards receiving ... Amari Cooper (224), at #2 Alabama, 2014
Had 100 yards receiving ... DJ Chark, at LSU (150), 2017
Caught four or more TD passes ... Mike Evans, at #7 Texas A&M, 2013 (4)
Caught three or more TD passes ... Amari Cooper, at #2 Alabama, 2014 (3)
Caught two or more TD passes ... Damion Ratley, at Texas A&M, 2017 (2)

Scored four TDs ... James Franklin, at #5 Missouri [SECCG], 2013 (3 pass, 1 rush)
Scored three TDs ... Leonard Fournette, at #13 LSU, 2015 (3 rush)

Had a 90-yard run ... Joe Adams, Arkansas, 2011 (92 [TD])
Had an 80-yard run ... Trayveon Williams, #17 Texas A&M, 2016 (89)
Had a 70-yard run ... Russell Gage, at LSU, 2017 (70)
Had a 60-yard run ... D/Andre Swift, vs. #6 Georgia [SECCG], 2017 (64)
Completed a 99-yard pass ... AJ McCarron to Amari Cooper, #1 Alabama, 2013 (99)
Completed an 80-yard pass ... AJ McCarron to Amari Cooper, #1 Alabama, 2013 (99)
Completed a 70-yard pass ... Garrett Smith to Brian Williams, vs. ULM, 2017 (70)
Completed a 60-yard pass ... Garrett Smith to Brian Williams, vs. ULM, 2017 (70)
Completed a 50-yard pass ... Garrett Smith to Brian Williams, vs. ULM, 2017 (70)

Kicked a 50-yard field goal ... Tommy Openshaw, Vanderbilt, 2016 (52)
Had a 70-yard punt ... JK Scott, at #2 Alabama, 2014 (70)
Had a 60-yard punt ... JK Scott, vs. #1 Alabama, 2017 (64)
Had four or more punts inside the 20 in a game ... Harrison Heim, ULM, 2017 (4)

Made five or more FGs ... Daniel LaCamera, #17 Texas A&M, 2016 (5)
Made four or more FGs ... Daniel LaCamera, #17 Texas A&M, 2016 (5)
Made three or more FGs ... Adam Griffith, #1 Alabama, 2016 (3)
Missed three or more FGs ... Jack Cantele, at #20 Kansas State, 2014 (3)
Had an 80-yard kickoff return ... De'Vion Warren, at Arkansas, 2017 (100, TD)

Both Teams

Had a player return an interception for a touchdown ... Mississippi State, 2011 [AU Demetruce McNeal 43 yds; MSU Johnathan Banks 27 yds]
Combined for 1,217 yards of total offense ... Auburn (615) at #7 Texas A&M (602), 2013 (1,217)
Combined for 1,200 yards of total offense ... Auburn (677) vs. #5 Missouri [SECCG] (534), 2013 (1,211)
Combined for 1,100 yards of total offense ... #15 Auburn (554) at Ole Miss (570), 2016 (1,124)
Combined for 1,000 yards of total offense ... #15 Auburn (554) at Ole Miss (570), 2016 (1,124)
Had both a 100-yard rusher and a 100-yard receiver ... at #6 LSU, 2013 [AU Tre Mason 132 rushing yds & Sammie Coates 139 receiving yds; LSU Jeremy Hill 184 rushing yds & Jarvis Landry 118 receiving yds]

Items in **BOLD** set during 2017 season

Auburn Bowl History

All-Time Bowl Appearances

School	Appearances
1. Alabama	67
2. Texas	54
3. Nebraska	53
Georgia	53
5. Tennessee	52
Southern Cal	52
7. Oklahoma	51
8. LSU	49
9. Ohio State	48
Penn State	48
11. Michigan	46
Florida State	46
13. Georgia Tech	44
14. Florida	43
15. AUBURN	42
Arkansas	42
Clemson	42
18. Texas A&M	39
19. Miami (Fla.)	38
Texas Tech	38

*Includes 2017-18 bowl berths

All-Time Bowl Wins

School	Wins
1. Alabama	38
2. Southern Cal	34
3. Georgia	30
4. Oklahoma	29
5. Penn State	28
Tennessee	28
7. Florida State	27
Texas	27
9. Nebraska	26
10. Georgia Tech	25
LSU	25
12. Ole Miss	24
13. AUBURN	23
14. Clemson	22
Florida	22
Ohio State	22
17. Michigan	21
18. Miami (Fla.)	19
19. Notre Dame	17
Oklahoma State	17
Texas A&M	17
Washington	17

Auburn in Bowl Games (23-16-2)

Season	Bowl	Opponent	Score	W-L-T	AU Coach	Date
1936	Bacardi	Villanova	7-7	T	Jack Meagher	1/1/1937
1937	Orange	Michigan State	6-0	W	Jack Meagher	1/1/1938
1953	Gator	Texas Tech	13-35	L	Shug Jordan	1/1/1954
1954	Gator	Baylor	33-13	W	Shug Jordan	12/31/1954
1955	Gator	Vanderbilt	13-25	L	Shug Jordan	12/31/1955
1963	Orange	Nebraska	7-13	L	Shug Jordan	1/1/1964
1965	Liberty	Ole Miss	7-13	L	Shug Jordan	12/18/1965
1968	Sun	Arizona	34-10	W	Shug Jordan	12/28/1968
1969	Astro-Bluebonnet	Houston	7-36	L	Shug Jordan	12/31/1969
1970	Gator	Ole Miss	35-28	W	Shug Jordan	1/2/1971
1971	Sugar	Oklahoma	22-40	L	Shug Jordan	1/1/1972
1972	Gator	Colorado	24-3	W	Shug Jordan	12/30/1972
1973	Sun	Missouri	17-34	L	Shug Jordan	12/29/1973
1974	Gator	Texas	27-3	W	Shug Jordan	12/30/1974
1982	Tangerine	Boston College	33-26	W	Pat Dye	12/18/1982
1983	Sugar	Michigan	9-7	W	Pat Dye	1/2/1984
1984	Liberty	Arkansas	21-15	W	Pat Dye	12/27/1984
1985	Cotton	Texas A&M	16-36	L	Pat Dye	1/1/1986
1986	Citrus	Southern Cal	16-7	W	Pat Dye	1/1/1987
1987	Sugar	Syracuse	16-16	T	Pat Dye	1/1/1988
1988	Sugar	Florida State	7-13	L	Pat Dye	1/2/1989
1989	Hall of Fame	Ohio State	31-14	W	Pat Dye	1/1/1990
1990	Peach	Indiana	27-23	W	Pat Dye	12/29/1990
1995	Outback	Penn State	13-43	L	Terry Bowden	1/1/1996
1996	Independence	Army	32-29	W	Terry Bowden	12/31/1996
1997	Peach	Clemson	21-17	W	Terry Bowden	1/2/1998
2000	Citrus	Michigan	28-31	L	Tommy Tuberville	1/1/2001
2001	Peach	North Carolina	10-16	L	Tommy Tuberville	12/31/2001
2002	Capital One	Penn State	13-9	W	Tommy Tuberville	1/1/2003
2003	Music City	Wisconsin	28-14	W	Tommy Tuberville	12/31/2003
2004	Sugar	Virginia Tech	16-13	W	Tommy Tuberville	1/3/2005
2005	Capital One	Wisconsin	10-24	L	Tommy Tuberville	1/2/2006
2006	Cotton	Nebraska	17-14	W	Tommy Tuberville	1/1/2007
2007	Chick-fil-A	Clemson	23-20 [OT]	W	Tommy Tuberville	12/31/2007
2009	Outback	Northwestern	38-35 [OT]	W	Gene Chizik	1/1/2010
2010	BCS National Championship	Oregon	22-19	W	Gene Chizik	1/10/2011
2011	Chick-fil-A	Virginia	43-24	W	Gene Chizik	12/31/2011
2013	BCS National Championship	Florida State	31-34	L	Gus Malzahn	1/6/2014
2014	Outback	Wisconsin	31-34 [OT]	L	Gus Malzahn	1/1/2015
2015	Birmingham	Memphis	31-10	W	Gus Malzahn	12/30/2015
2016	Sugar	Oklahoma	19-35	L	Gus Malzahn	1/2/2017
2017	Chick-fil-A	UCF			Gus Malzahn	1/1/2018

Auburn's Bowl Series Record

Bowl	Appearances	W-L-T	Pct.	Seasons
Gator	6	4-2	.667	1953-54-55-70-72-74
Chick-fil-A (Peach)	6	4-1	.800	1990-97-01-07-11-18
Sugar	6	2-3-1	.417	1971-83-87-88-04-17
Capital One (Citrus/Tangerine)	5	3-2	.600	1982-86-00-02-05
Outback (Hall of Fame)	4	2-2	.500	1989-95-09-14
Cotton	2	1-1	.500	1985-06
Sun	2	1-1	.500	1968-73
Orange	2	1-1	.500	1937-63
Liberty	2	1-1	.500	1965-84
BCS National Championship	2	1-1	.500	2010-13
Birmingham	1	1-0	1.000	2015
Music City	1	1-0	1.000	2003
Independence	1	1-0	1.000	1996
Bacardi	1	0-0-1	.500	1936
Astro-Bluebonnet	1	0-1	.000	1969
TOTALS	41	23-16-2	.600	

Auburn Bowl Records

Auburn Individual Records

RUSHING ATTEMPTS

- 37 Ronnie Brown vs. Penn State, 2003 Capital One
- 34 Tre Mason vs. Florida State, 2014 BCS Championship
- 31 Bo Jackson vs. Texas A&M, 1986 Cotton
- 28 Brent Fullwood vs. USC, 1987 Citrus
- 27 Jovon Robinson vs. Memphis, 2015 Birmingham
- 26 Cameron Artis-Payne vs. Wisconsin, 2015 Outback
- 25 Rudi Johnson vs. Michigan, 2001 Citrus
- 24 Kamryn Pettway vs. Oklahoma, 2017 Sugar
- 24 Kenny Irons vs. Nebraska, 2007 Cotton
- 22 Cam Newton vs. Oregon, 2011 BCS Championship
- 22 Michael Dyer vs. Oregon, 2011 BCS Championship
- 22 Kenny Irons vs. Wisconsin, 2006 Capital One
- 22 Bo Jackson vs. Michigan, 1984 Sugar

RUSHING YARDS

- 195 Tre Mason vs. Florida St. (34 carries, 1 TD), 2014 BCS Championship
- 184 Ronnie Brown vs. Penn State (37 carries, 1 TD), 2003 Capital One
- 152 Brent Fullwood vs. USC (28 carries, 1 TD), 1987 Citrus
- 143 Michael Dyer vs. Oregon (22 carries), 2011 BCS Championship
- 134 Joe Childress vs. Baylor (20 carries, 2 TD), 1954 Gator
- 130 Bo Jackson vs. Michigan (22 carries), 1984 Sugar
- 129 Bo Jackson vs. Texas A&M (31 carries, 1 TD), 1986 Cotton
- 126 Cameron Artis-Payne vs. Wisconsin (26 carries, 2 TD), 2015 Outback
- 126 Jovon Robinson vs. Memphis (27 carries), 2015 Birmingham
- 119 Stephen Davis vs. Penn State (12 carries), 1996 Outback
- 111 Tom Bryan vs. Ole Miss (19 carries, 1 TD), 1965 Liberty

MOST RUSHING TOUCHDOWNS

- 2 Ben Tate vs. Northwestern, 2010 Outback
- 2 Ronnie Brown vs. Wisconsin, 2003 Music City
- 2 Carnell Williams vs. Wisconsin, 2003 Music City
- 2 Ronnie Brown vs. Penn State, 2002 Capital One
- 2 Stan White vs. Indiana, 1990 Peach
- 2 Bo Jackson vs. Arkansas, 1984 Liberty
- 2 Bo Jackson vs. Boston College, 1982 Tangerine
- 2 Joe Childress vs. Baylor, 1954 Gator
- 2 Kiehl Frazier vs. Virginia, 2011 Chick-fil-A
- 2 Cameron Artis-Payne vs. Wisconsin, 2015 Outback

PASS ATTEMPTS

- 48 Stan White vs. Indiana, 1990 Peach
- 48 Pat Sullivan vs. Oklahoma, 1972 Sugar
- 48 Dameyune Craig vs. Clemson, 1998 Peach
- 48 Pat Sullivan vs. Ole Miss, 1971 Gator
- 42 Dameyune Craig vs. Army, 1996 Independence

PASS COMPLETIONS

- 31 Stan White vs. Indiana, 1990 Peach
- 28 Ben Leard vs. Michigan, 2001 Citrus
- 27 Pat Sullivan vs. Ole Miss, 1971 Gator
- 25 Brandon Cox vs. Clemson, 2007 Chick-fil-A
- 24 Jeff Burger vs. Syracuse, 1988 Sugar
- 24 Dameyune Craig vs. Army, 1996 Independence

PASSING YARDS

- 394 Ben Leard vs. Michigan (28-37-2, 3 TD), 2001 Citrus
- 370 Dameyune Craig vs. Army (24-42-1, 2 TD), 1996 Independence
- 351 Stan White vs. Indiana (31-48-0, 1 TD), 1990 Peach
- 351 Pat Sullivan vs. Ole Miss (27-43-1, 2 TD), 1971 Gator
- 265 Cam Newton vs. Oregon (20-34-1, 2 TD), 2011 BCS Championship

MOST TOUCHDOWN PASSES

- 3 Ben Leard vs. Michigan, 2001 Citrus
- 3 Reggie Slack vs. Ohio State, 1990 Hall of Fame
- 2 Cam Newton vs. Oregon, 2011 BCS Championship
- 2 Dameyune Craig vs. Army, 1996 Independence
- 2 Loran Carter vs. Arizona, 1968 Sun
- 2 Pat Sullivan vs. Ole Miss, 1971 Gator
- 2 Phil Gargis vs. Missouri, 1973 Sun; vs. Texas, 1974 Gator
- 2 Nick Marshall vs. Florida St, 2014 BCS; vs. Wisconsin, 2015 Outback

RECEPTIONS

- 12 Darvin Adams vs. Northwestern (142 yards), 2010 Outback
- 10 Willie Gosha vs. Army (132 yards, 1 TD), 1996 Independence
- 9 Victor Hall vs. Indiana (74 yards), 1990 Peach
- 8 Terry Beasley vs. Ole Miss (143 yards, 1 TD), 1971 Gator
- 7 Ronney Daniels vs. Michigan (98 yards, 1TD), 2001 Citrus
- 7 Herbert Casey vs. Indiana (159 yards), 1990 Peach
- 7 Stacy Danley vs. Syracuse (34 yards), 1988 Sugar

RECEIVING YARDS

- 159 Herbert Casey vs. Indiana, 1990 Peach
- 143 Terry Beasley vs. Ole Miss, 1971 Gator
- 142 Darvin Adams vs. Northwestern, 2010 Outback
- 132 Willie Gosha vs. Army, 1996 Independence
- 125 Lawyer Tillman vs. Syracuse, 1988 Sugar
- 119 Karsten Bailey vs. Clemson, 1998 Peach
- 108 Emory Blake vs. Virginia, 2011 Chick-fil-A

RECEIVING TOUCHDOWNS

- 2 Thom Gossom vs. Missouri, 1973 Sun
- 2 Ed Butler vs. Texas, 1974 Gator
- 2 Greg Taylor vs. Ohio State, 1990 Hall of Fame

SCORING

- 15 Joe Childress vs. Baylor (2 TD, 3 PAT), 1954 Gator
- 12 Carl Stewart (2 TD), 2007 Cotton
- 12 Ronnie Brown vs. Wisconsin (2 TD), 2003 Music City
- 12 Carnell Williams vs. Wisconsin (2 TD), 2003 Music City
- 12 Ronnie Brown vs. Penn State (2 TD), 2002 Capital One
- 12 Stan White vs. Indiana (2 TD), 1990 Peach
- 12 Greg Taylor vs. Ohio State (2 TD), 1990 Hall of Fame
- 12 Ed Butler vs. Texas (2 TD), 1974 Gator
- 12 Thom Gossom vs. Missouri (2 TD), 1973 Sun
- 12 Kiehl Frazier vs. Virginia (2 TD), 2011 Chick-fil-A
- 12 Onterio McCalebb vs. Virginia (2TD), 2011 Chick-fil-A
- 12 Tre Mason vs. Missouri (2 TD), 2014 BCS Championship
- 12 Cameron Artis-Payne vs. Wisconsin (2 TD), 2015 Outback

LONGEST FIELD GOAL

- 52 Jaret Holmes vs. Clemson, 1998 Peach
- 52 John Riley vs. Arizona, 1968 Sun
- 51 Daniel Carlson vs. Wisconsin, 2015 Outback

LONGEST TOUCHDOWN RUNS

- 44 Tom Bryan vs. Ole Miss, 1965 Liberty
- 43 Fob James vs. Baylor, 1954 Gator
- 40 Billy Hitchcock vs. Villanova, 1937 Bicardi
- 39 Bo Jackson vs. Arkansas, 1984 Liberty
- 37 Pat Sullivan vs. Ole Miss, 1971 Gator
- 37 Tre Mason vs. Missouri, 2014 BCS Championship

LONGEST TOUCHDOWN PASSES

- 73 Pat Washington to Bo Jackson vs. Texas A&M, 1986 Cotton
- 66 Nick Marshall to Ricardo Louis vs. Wisconsin, 2015 Outback
- 65 Loran Carter to Mickey Zofko vs. Arizona, 1968 Sun
- 50 Nick Marshall to Melvin Ray, 2014 BCS Championship
- 46 Chris Todd to Quindarius Carr vs. Northwestern, 2010 Outback
- 43 Loran Carter to Tim Christian vs. Arizona, 1968 Sun
- 38 Howell Tubbs to Fob James vs. Vanderbilt, 1955 Gator

LONGEST INTERCEPTION RETURN FOR A TOUCHDOWN

- 100 Walter McFadden vs. Northwestern, 2010 Outback
- 35 Kevin Porter vs. Arkansas, 1984 Liberty
- 32 Buddy McClinton vs. Arizona, 1968 Sun

MOST INTERCEPTIONS

- 3 Buddy McClinton vs. Arizona, 1968 Sun
- 2 Walter McFadden vs. Northwestern, 2010 Outback
- 2 T'Sharvan Bell vs. Northwestern, 2010 Outback
- 2 Jermaine Whitehead vs. Wisconsin, 2015 Outback

Auburn Bowl Records

Opponents Individual Records

RUSHING ATTEMPTS

- 34 Jim Strong, Houston, 1969 Astro-Bluebonnet
- 34 Melvin Gordon, Wisconsin, 2015 Outback
- 32 Anthony Thomas, Michigan, 2001 Capital One
- 30 Brian Calhoun, Wisconsin, 2006 Capital One
- 30 Jack Mildren, Oklahoma, 1972 Sugar
- 27 Ray Bybee, Missouri, 1973 Sun
- 25 Marlon Lucky, Nebraska, 2007 Cotton
- 24 Sammie Smith, Florida State, 1989 Sugar

RUSHING YARDS

- 251 Melvin Gordon, Wisconsin, 2015 Outback
- 213 Brian Calhoun, Wisconsin, 2006 Capital One
- 184 Jim Strong, Houston, 1969 Astro-Bluebonnet
- 182 Anthony Thomas, Michigan, 2001 Capital One
- 149 Jack Mildren, Oklahoma, 1972 Sugar
- 141 Bobby Cavazos, Texas Tech, 1954 Gator
- 131 Willie Parker, North Carolina, 2001 Chick-fil-A Peach

MOST RUSHING TOUCHDOWNS

- 3 Trent Green, Indiana, 1990 Peach
- 3 Jack Mildren, Oklahoma, 1972 Sugar
- 3 Melvin Gordon, Wisconsin, 2015 Outback
- 2 Joe Mixon, Oklahoma, 2017 Sugar
- 2 Anthony Thomas, Michigan, 2001 Capital One
- 2 Bobby Williams, Army, 1996 Independence
- 2 Jim Strong, Houston, 1969 Astro-Bluebonnet
- 2 Bobby Cavazos, Texas Tech, 1954 Gator

PASS ATTEMPTS

- 78 Mike Kafka, Northwestern, 2010 Outback
- 41 Michael Rocco, Virginia, 2011 Chick-fil-A
- 40 Darron Thomas, Oregon, 2011 BCS Championship
- 38 Bryan Randall, Virginia Tech, 2005 Sugar
- 38 Doug Flutie, Boston College, 1982 Tangerine
- 37 Paxton Lynch, Memphis, 2015 Birmingham
- 35 Jameis Winston, Florida State, 2014 BCS Championship
- 34 Brad Taylor, Arkansas, 1984 Liberty
- 33 Cullen Harper, Clemson, 2007 Chick-fil-A
- 31 Greg Frey, Ohio State, 1990 Hall of Fame

PASS COMPLETIONS

- 47 Mike Kafka, Northwestern, 2010 Outback
- 27 Darron Thomas, Oregon, 2011 BCS Championship
- 26 Michael Rocco, Virginia, 2011 Chick-fil-A
- 22 Doug Flutie, Boston College, 1982 Tangerine
- 21 Bryan Randall, Virginia Tech, 2005 Sugar
- 20 Jameis Winston, Florida State, 2014 BCS Championship
- 19 Baker Mayfield, Oklahoma, 2017 Sugar
- 19 Archie Manning, Ole Miss, 1971 Gator
- 18 Brad Taylor, Arkansas, 1984 Liberty

PASSING YARDS

- 532 Mike Kafka, Northwestern, 2010 Outback
- 363 Darron Thomas, Oregon, 2011 BCS Championship
- 312 Michael Rocco, Virginia, 2011 Chick-fil-A
- 301 John Stocco, Wisconsin, 2006 Capital One
- 299 Bryan Randall, Virginia Tech, 2005 Sugar
- 299 Doug Flutie, Boston College, 1982 Tangerine
- 296 Baker Mayfield, Oklahoma, 2017 Sugar
- 294 Drew Henson, Michigan, 2001 Capital One Florida Citrus
- 292 Kevin Murray, Texas A&M, 1986 Cotton

MOST TOUCHDOWN PASSES

- 4 Mike Kafka, Northwestern, 2010 Outback
- 4 Wally Richardson, Penn State, 1996 Outback
- 2 by 10 individuals;
latest, Baker Mayfield, Oklahoma, 2017 Sugar

RECEPTIONS

- 12 Zeke Markshausen, Northwestern, 2010 Outback
- 10 Sidney Stewart, Northwestern, 2010 Outback
- 10 Bobby Joe Edmonds, Arkansas, 1984 Liberty
- 9 Jeff Maehl, Oregon, 2011 BCS Championship
- 9 Jim Poole, Ole Miss, 1971 Gator
- 9 Rashad Greene, Florida State, 2014 BCS Championship
- 7 by five individuals; latest Perry Jones, Virginia, 2012 Chick-fil-A

RECEIVING YARDS

- 173 Brandon Williams, Wisconsin, 2006 Capital One
- 149 Brian Brennan, Boston College, 1982 Tangerine
- 147 Rashad Greene, Florida State, 2014 BCS Championship
- 136 David Terrell, Michigan, 2001 Florida Citrus
- 133 Jeff Maehl, Oregon, 2011 BCS Championship
- 133 Andrew Brewer, Northwestern, 2010 Outback
- 126 Josh Morgan, Virginia Tech, 2005 Sugar
- 120 Drake Dunsmore, Northwestern, 2010 Outback
- 113 Bobby Engram, Penn State, 1996 Outback
- 111 Jim Poole, Ole Miss, 1971 Gator
- 108 Rod Bernstine, Texas A&M, 1986 Cotton
- 103 Jeff Graham, Ohio State, 1990 Hall of Fame
- 103 Kris Burd, Virginia, 2011 Chick-fil-A
- 100 Marquise Walker, Michigan, 2001 Florida Citrus

RECEIVING TOUCHDOWNS

- 2 LaMichael James, Oregon, 2011 BCS Championship
- 2 Andrew Brewer, Northwestern, 2010 Outback
- 2 Josh Morgan, Virginia Tech, 2005 Sugar
- 2 Bobby Engram, Penn State, 1996 Outback
- 2 John Kelsey, Missouri, 1973 Sun
- 2 Kris Burd, Virginia, 2011 Chick-fil-A

SCORING

- 18 Trent Green, Indiana (3 TD), 1990 Peach
- 18 Jack Mildren, Oklahoma (3 TD), 1972 Sugar
- 18 Bobby Cavazos, Texas Tech (3 TD), 1954 Gator
- 18 Melvin Gordon, Wisconsin (3 TD), 2015 Outback
- 14 Bobby Williams, Army (2 TD, 2-pt conversion), 1996 Independence
- 13 Brett Conway, Penn State (3 FG, 4 PAT), 1996 Outback

LONGEST FIELD GOAL

- 53 John Carroll, Oklahoma, 1972 Sugar
- 53 Jake Elliott, Memphis, 2015 Birmingham
- 48 David Richardson, Clemson, 1998 Chick-fil-A Peach
- 42 Scott Bonnell, Indiana, 1990 Peach
- 42 Johnny Keyes, Ole Miss, 1965 Liberty
- 41 Roberto Aguayo, Florida State, 2014 BCS Championship

LONGEST TOUCHDOWN RUNS

- 83 C.J. Spiller, Clemson, 2007 Chick-fil-A
- 68 Dennis Claridge, Nebraska, 1964 Orange
- 62 Ronald Curry, North Carolina, 2001 Chick-fil-A Peach
- 59 Bobby Cavazos, Texas Tech, 1954 Gator
- 53 Melvin Gordon, Wisconsin, 2015 Outback
- 38 L.G. Dupre, Baylor, 1954 Gator
- 33 Brian Calhoun, Wisconsin, 2006 Capital One

LONGEST TOUCHDOWN PASSES

- 80 Bryan Randall to Josh Morgan, Virginia Tech, 2005 Sugar
- 66 Mike Kafka to Drake Dunsmore, Northwestern, 2010 Outback
- 53 Jack Kirkpatrick to Paul Erwin, Texas Tech, 1954 Gator
- 39 Mike Kafka to Andrew Brewer, Northwestern, 2010 Outback
- 35 Chuck Link to John Kelsey, Missouri, 1973 Sun
- 35 Mike Kafka to Andrew Brewer, Northwestern, 2010 Outback
- 34 Archie Manning to Floyd Franks, Ole Miss, 1971 Gator
- 31 Drew Henson to David Terrell, Michigan, 2001 Florida Citrus

LONGEST INTERCEPTION RETURN FOR A TOUCHDOWN

- 53 Reggis Ball, Memphis, 2015 Birmingham
- 24 Marcus Cotton, Southern California, 1987 Citrus

Auburn Bowl Records

Auburn Team Records

SCORING

Most Auburn Points — 43 vs. Virginia, 2011 Chick-fil-A
Most Opponent Points — 43 by Penn State, 1996 Outback
Most Points, Both Teams — 73 (AU 38, Northwestern 35), 2010 Outback
Fewest Points, Both Teams — 6 (AU 6, Mich. State 0), 1938 Orange
Largest Margin of Victory, Auburn — 24 points (AU 34, Arizona 10),
1968 Sun
Largest Margin of Defeat, Auburn — 29 points (Houston 36, AU 7), 1969
Astro-Bluebonnet; (Penn State 42, AU 13), 1996 Outback

FIRST DOWNS

Most by Auburn — 28 vs. Oregon, 2011 BCS Championship
Most by Opponent — 33 by Northwestern, 2010 Outback
Fewest by Auburn — 9 vs. Villanova, 1937 Bacardi
Fewest by Opponent — 2 by Michigan State, 1938 Orange

RUSHING

Most Yards, Auburn — 423 vs. Baylor, 1954 Gator
Most Yards, Opponents — 439 by Oklahoma, 1972 Sugar
Fewest Yards, Auburn — 1 vs. Houston, 1969 Astro-Bluebonnet
Fewest Yards, Opponent — 32 by Michigan State, 1938 Orange

PASSING

Most Yards, Auburn — 394 vs. Michigan, 2001 Citrus
Most Yards, Opponent — 532 by Northwestern, 2010 Outback
Fewest Yards, Auburn — 21 vs. Michigan, 1984 Sugar
Fewest Yards, Opponent — 11 by Oklahoma, 1972 Sugar
Most Attempted, Auburn — 48 vs. Indiana, 1990 Peach
Most Attempted, Opponent — 78 by Northwestern, 2010 Outback
Fewest Attempted, Auburn — 6 vs. Michigan, 1984 Sugar
Fewest Attempted, Opponent — 4 by Oklahoma, 1972 Sugar
Most Completed, Auburn — 31 vs. Indiana, 1990 Peach
Most Completed, Opponent — 47 by Northwestern, 2010 Outback
Fewest Completed, Auburn — 2 vs. Villanova, 1937 Bacardi;
2 vs. Michigan, 1984 Sugar
Fewest Completed, Opponent — 1 by Oklahoma, 1972 Sugar
Best Completion Percentage, Auburn (min. 10 att.) — .757 (28-37) vs.
Michigan, 2001 Citrus
Best Completion Percentage, Opponent (min. 10 att.) — .714 (15-21) by
Michigan, 2001 Citrus
Worst Completion Percentage, Auburn — .167 (2-12) vs. Villanova, 1937
Bacardi
Worst Completion Percentage, Opponent — .222 (2-9) by Michigan
State, 1938 Orange

TOTAL OFFENSE

Most Yards, Auburn — 559 vs. Ole Miss, 1971 Gator
Most Yards, Opponent — 625 by Northwestern, 2010 Outback
Fewest Yards, Auburn — 178 vs. Nebraska, 2007 Cotton
Fewest Yards, Opponent — 57 by Michigan State, 1938 Orange

TOTAL OFFENSE, BOTH TEAMS

Most Yards — 1,050 in 2010 Outback (Auburn 425, Northwestern 621)
Fewest Yards — 334 in 1937 Bacardi (Auburn 181, Villanova 153)

PUNTING

Best Avg., Auburn — 49.3 (9 punts) vs. North Carolina, 2001 Peach
Best Avg., Opponent — 47.3 (6 punts) by Ole Miss, 1971 Gator
Worst Avg., Auburn — 23.0 (3 punts) vs. Indiana, 1990 Peach
Worst Avg., Opponent — 13.0 (3 punts) by Virginia, 2011 Chick-fil-A
Most Punts, Auburn — 10 vs. Michigan State, 1938 Orange
Most Punts, Opponent — 12 by Michigan State, 1938 Orange
Fewest Punts, Auburn — 2 vs. Army, 1996 Independence;
2 vs. Boston College, 1982 Tangerine; 2 vs. Texas, 1974 Gator;
2 vs. Baylor, 1954 Gator
Fewest Punts, Opponent — 2 by Houston, 1969 Astro-Bluebonnet

FUMBLES

Most, Auburn — 7 vs. Texas 1974 Gator
Most, Opponent — 5 by Texas, 1974 Gator
Most Lost, Auburn — 5 vs. Texas, 1974 Gator
5 vs. Vanderbilt, 1955 Gator
Most Lost, Opponent — 4 by Texas, 1974 Gator

PENALTY YARDS

Most, Auburn — 84 vs. Southern Cal, 1987 Citrus; 84 vs. Penn State,
2002 Capital One
Most, Opponent — 100 by Oklahoma, 2017 Sugar

Auburn Bowl History

1937 Bacardi Bowl



Auburn 7
Villanova 7
 January 1, 1937
 Cuban National Sports Festival
 Havana, Cuba

Auburn's bowl history began in 1937 when the Tigers and Villanova tied 7-7 in the Bacardi Bowl, sometimes referred to as the Rhumba Bowl or the Cigar Bowl, the climaxing event of Cuba's annual National Sports Festival.

The game was played in Havana, Cuba, and was the first bowl game to ever be played outside the United States.

An Auburn drive in the first quarter stalled on the 10-yard line where the Wildcats took over on downs. After a Villanova punt, Auburn back Billy Hitchcock broke loose around left end and rambled 40 yards for the Tigers only score. The score at the half was Auburn 7, Villanova 0.

Auburn stopped a Villanova drive on its own 12-yard line during the third quarter but couldn't get field position. Villanova was able to tie the score when they blocked an Auburn quick kick and the ball bounced into the endzone where Wildcat lineman Matthews Kuber fell on it for the score. The PAT tied up the game.

Auburn's return to the States marked an end to more than 11,000 miles of football travel for the 7-2-2 Tigers that finished the season ranked 13th in the nation under coach Jack Meagher.

The game was played in a revolutionary atmosphere. Fulgencio Batista, the dictator who would be overthrown by Fidel Castro 22 years later, had just assumed power.

Auburn	0	7	0	0	—	7
Villanova	0	0	0	7	—	7

AU - Hitchcock 40 run (kick), 2nd
 VU - Kuber recovered blocked kick in endzone, 4th

	AU	VU
First Downs	9	7
Rushing Yards	152	129
Passing Yards	29	24
Passing (C-A-I)	2-12-1	2-6-2
Total Offense	181	153
Punts-Avg.	44.0	37.0
Fumbles Lost	1	1
Penalty Yards	20	20

Attendance: 12,000

The game was almost canceled because Batista's picture was not in the game program. A quick trip to the printer saved the Bacardi Bowl and allowed Auburn's bowl history to get off to a significant and historical beginning.

1938 Orange Bowl



Auburn 6
Michigan State 0
 January 1, 1938
 Orange Bowl
 Miami, Florida

Southeastern Conference officials lifted a ban which forbade SEC teams to play postseason games in bowls other than the Rose and Sugar Bowls and allowed Auburn to play Michigan State in the Orange Bowl.

A capacity crowd of 19,000 fans watched an aggressive Auburn team defeat the powerful Spartans, 6-0 limiting Michigan State to only two first downs, the first coming late in the third quarter, and 57 total offensive yards, 32 yards rushing and 25 passing. Auburn racked up 233 yards on the ground and 79 through the air for 312 total yards.

Auburn's only score was set up by a George Kenmore 60-yard punt return that put the Tigers on the Spartan 36-yard line. On the first play from scrimmage Kenmore passed to Ralph O'Gwynne at the Spartan two-yard line. On fourth and goal from the one, O'Gwynne circled left end for the only score of the game.

Auburn	0	6	0	0	—	6
Michigan St.	0	0	0	0	—	0

AU - O'Gwynne 2 run (kick failed), 2nd


	AU	MSU
First Downs	12	2
Rushing Yards	197	40
Passing Yards	81	25
Passing (C-A-I)	4-12-3	2-9-2
Total Offense	278	65
Punts-Avg.	10-32.3	12-40.4
Fumbles/Lost	0/0	0/0
Penalty Yards	50	40

Attendance: 18,972

Coach Jack Meagher's Tigers finished the season with a 6-2-3 record.

Auburn Bowl History

1954 Gator Bowl



Auburn 13
Texas Tech 35
 January 1, 1954
 Gator Bowl
 Jacksonville, Florida

In Auburn's first bowl appearance in 15 years, and first bowl game under Ralph "Shug" Jordan, the Tigers starting offensive backfield included a future Governor of Alabama (Fob James) and a future coach of the University of Georgia (Vince Dooley), but Texas Tech was not impressed and handed the Tigers a 35-13 defeat.

Dooley guided Auburn to a touchdown the first time they had the ball as the Tigers went 60 yards in 10 plays, with James' 21-yard run being a key play in the drive. Bobby Duke scored from the one. A tough Auburn defense held the Red Raiders, the nation's highest scoring team, to just 11 yards in the first quarter. But it wasn't long before they would get on track.

Texas Tech scored early in the second period on a 30-yard pass from Jack Kirkpatrick to Bobby Cavazos. Auburn came back after an intercepted pass, and Dooley scored on a 10-yard run to end the drive. The Tigers led 13-7 at halftime, but it was all downhill from there.

Texas Tech scored the first two times they had the ball in the second half, once after blocking an Auburn punt, to lead at the end of three quarters, 21-13. Two touchdowns on two possessions in the fourth quarter made the final score read Texas Tech 35, Auburn 13.

Auburn	7	6	0	0	—	13
Texas Tech	0	7	14	14	—	35

AU - Duke 1 run (kick), 1st
 TT - Cavazos 30 pass from Kirkpatrick (kick), 2nd
 AU - Dooley 10 run (kick failed), 2nd
 TT - Erwin 53 pass from Kirkpatrick (kick), 3rd
 TT - Cavazos 2 run (kick), 3rd
 TT - Fumble recovered in endzone (kick), 4th
 TT - Cavazos 59 run (kick), 4th

	AU	TT
First Downs	12	11
Rushing Yards	195	226
Passing Yards	72	145
Passing (C-A-I)	6-16-2	6-12-1
Total Offense	267	371
Punts-Avg.	6-30.5	6-33.1
Fumbles Lost	2	0
Penalty Yards	66	83

RUSHING: (AU) Dooley 16-56 (TD), James 6-28, Duke 4-37 (TD), Minor 4-32, Hataway 3-16; (TTU) Cavazos 13-141 (3TD), Jones 2-44, Johnson 7-31, Lewis 5-12, Green 1-11.

PASSING: (AU) Dooley 4-8-1, 49, Freeman 2-7-1, 23, Davis 0-1-0, 0; (TTU) Kirkpatrick 3-4-0, 95, Johnson 1-2-0, 6, Hill 1-1-0, 31, Lewis 1-1-0, 13.

RECEIVING: (AU) N/A.

Attendance: 28,641

1954 Gator Bowl



Auburn 33
Baylor 13
 December 31, 1954
 Gator Bowl
 Jacksonville, Florida

Auburn became the first team to play in the same bowl game twice in the same year when they defeated Baylor 33-13 in the 1954 Gator Bowl. The Tigers had met Texas Tech in the Jan. 1, 1954, Gator Bowl, but then Gator Bowl

officials decided to move the game away from New Year's Day.

Baylor fumbled the opening kickoff, Auburn recovered and five plays later "Joltin Joe" Childress scored the first Auburn touchdown.

Baylor came back with a nine-play, 63-yard drive to tie the score at 7-7 at the end of the first quarter.

Auburn's two possessions of the second quarter resulted in a pair of touchdowns, a 43-yard run by Fob James and a four-yard Bobby Freeman to Jimmy Long pass which capped a 92-yard drive. Auburn led at the half, 21-7.

The Tigers scored twice in the second half, sandwiching their scores around a five-play, 66-yard drive by the Bears. Childress capped an

87-yard Auburn drive with a three-yard run, and the Tigers ended the scoring with a three-play 67-yard drive to win going away, 33-13.

Childress was the game's MVP with 134 yards on 20 carries.

Auburn finished the season with an 8-3 record under Coach Ralph "Shug" Jordan.

Auburn	7	14	12	0	—	33
Baylor	7	0	6	0	—	13

AU - Childress 7 run (kick), 1st
 BU - Saage 1 run (kick), 1st
 AU - James 43 run (kick), 2nd
 AU - Long 4 pass from Freeman (kick), 2nd
 AU - Childress 3 run (kick failed), 3rd
 BU - Dupre 38 run (kick blocked), 3rd
 AU - Freeman 5 run (kick failed), 3rd

	AU	BU
First Downs	25	16
Rushing Yards	423	105
Passing Yards	53	134
Passing (C-A-I)	3-7-1	10-18-0
Total Offense	476	239
Punts-Avg.	2-41.0	3-42.0
Fumbles Lost	2	4
Penalty Yards	52	25

RUSHING: (AU) Childress 20-134 (2TD), Freeman 12-80 (TD), Middleton 12-60, James 6-71 (TD); (BU) N/A.

PASSING: (AU) Freeman 3-7-1, 53 (TD); (BU) N/A.

RECEIVING: (AU) Hall 1-33, Pyborn 1-16, Long 1-4 (TD); (BU) N/A.


Attendance: 28,426

Did You Know?

Auburn has played two bowl games in one calendar year 10 times. They are:
 1954: Gator Bowl, Jan. 1 vs. Texas Tech and the Gator Bowl, Dec. 31 against Baylor.
 1972: Sugar Bowl, Jan. 1 vs. Oklahoma and the Gator Bowl, Dec. 30 vs. Colorado
 1984: Sugar Bowl, Jan. 2 vs. Michigan and the Liberty Bowl, Dec. 27 vs. Arkansas.
 1990: Hall of Fame Bowl, Jan. 1 vs. Ohio State and the Peach Bowl, Dec. 29 vs. Indiana.
 1996: Outback Bowl, Jan. 1 vs. Penn State and the Independence Bowl, Dec. 31 vs. Army.
 2001: Citrus Bowl, Jan. 1 vs. Michigan and the Peach Bowl, Dec. 31 vs. North Carolina.
 2003: Capital One Bowl, Jan. 1 vs. Penn State and the Music City Bowl, Dec. 31 vs. Wisconsin
 2007: Cotton Bowl, Jan. 1 vs. Nebraska and the Chick-fil-A Bowl, Dec. 31 vs. Clemson
 2011: BCS National Championship Game, Jan. 10 vs. Oregon and the Chick-fil-A Bowl, Dec. 31 vs. Virginia
 2015: Outback Bowl, Jan. 1 vs. Wisconsin and the Birmingham Bowl, Dec. 30 vs. Memphis

Auburn Bowl History

1955 Gator Bowl



Auburn 13
Vanderbilt 25
 December 31, 1955
 Gator Bowl
 Jacksonville, Florida

It was Auburn's third straight trip to the Gator Bowl and Vanderbilt's first bowl game ever, and that might tell the story of Auburn's 25-13 upset loss to the Commodores.

Vanderbilt scored first on a seven-yard Don Orr to Joe Stephenson pass which was set up by a Howell Tubbs fumble, the first of three for him that day, which gave the Commodores the ball on the Tigers' 39-yard line. Auburn scored early in the second quarter, driving 72 yards for the TD. Tubbs passed to Fob James for 38 yards and the touchdown. Vanderbilt scored quickly, going 76 yards in four plays as Orr scored from the three-yard line. The extra point was not good and the Commodores led at the half, 13-7.

Another Tubbs fumble set up Vanderbilt's first scoring drive of the second half. Recovering at the Auburn 45-yard line, Vanderbilt took eight plays to score with Phil King going over from the one, giving Vanderbilt a 19-7 lead. A poor punt and a 15-yard penalty gave the Commodores the ball on the Auburn 26-yard line after the Tigers were unable to move. On the first play of the fourth quarter, Charlie Horton scored from the Auburn one to give Vanderbilt a 25-7 lead. Auburn finished the scoring with a seven-yard Jimmy Cook to Red Phillips pass at the end of a six-play, 66-yard drive to make the final score 25-13.

Auburn fumbled five times with Vanderbilt recovering all five to set up the Tigers' most disappointing loss of the 1955 campaign. The Tigers finished with an 8-2-1 record.

Joe Childress was voted Auburn's outstanding player.

Auburn	0	7	0	6	—	13
Vanderbilt	7	6	6	6	—	25

VU - Stephenson 7 pass from Orr (kick), 1st
 AU - James 38 pass from Tubbs (kick), 2nd
 VU - Orr 3 run (kick failed), 2nd
 VU - King 1 run (kick failed), 3rd
 VU - Horton 1 run (kick blocked), 4th
 AU - Phillips 4 pass from Cook (kick failed), 4th

	AU	VU
First Downs	15	15
Rushing Yards	159	177
Passing Yards	142	94
Passing (C-A-I)	8-13-1	5-8-0
Total Offense	301	271
Punts-Avg.	3-29.0	4-32.0
Fumbles Lost	6	1
Penalty Yards	59	54


RUSHING: (AU) Childress 15-58, Tubbs 11-25, James 9-43 (TD), Hoppe 6-33, Cook 2-6; (VU) Horton 13-57 (TD), Orr 10-43 (TD), Hunt 6-39, King 10-33, Morgan 1-6, Scalen 1-3, Jakaley 1-(-1), PePoy 2-(-3).

PASSING: (AU) Tubbs 4-9-0, 101 (TD), Cook 3-3-0, 41 (TD), Burbank 0-1-0, 0; (VU) Orr 4-6-1, 67 (TD), Sturm 1-2-0, 27.

RECEIVING: (AU) James 2-51 (TD), Elliott 2-41, Phillips 2-28 (TD), Childress 1-22; (VU) Scalen 2-44, Stephenson 2-23, Brown 1-27.

Attendance: 32,175

1964 Orange Bowl



Auburn 7
Nebraska 13
 January 1, 1964
 Orange Bowl
 Miami, Florida

A trip to the Orange Bowl capped a near perfect season for the Auburn Tigers. Coach "Shug" Jordan led his Tigers to a 9-1 record with a rugged defense and an option offense featuring All-America quarterback Jimmy Sidle and halfback Tucker Frederickson. Auburn had defeated Alabama 10-8 to earn the chance to play the Big Eight powerhouse Nebraska Cornhuskers.

Auburn found itself in the hole on the second play from scrimmage as Nebraska quarterback Dennis Claridge sneaked off right guard for a 68-yard touchdown gallop that left Auburn trailing 7-0 before most of the fans were seated. Two Dave Theissen field goals gave the Cornhuskers a 13-0 lead with over 10 minutes remaining in the first half. That is the lead the Nebraska team took in the locker room.

The "Jekyll and Hyde" Auburn team was as dominating in the second half as they were inept in the first half. Sidle led the resurgence of the Tigers by capping off their only scoring drive with a 13-yard run in the third quarter. With only 1:30 left in the game, the Tigers were on the Nebraska 10-yard line. But a costly motion penalty and an incomplete fourth down desperation pass sealed the Cornhusker victory.

Auburn dominated in the second half, combining for 110 rushing yards and 101 passing yards while limiting Nebraska to 43 yards on the ground and nine in the air.

Sidle finished the day with 96 yards rushing on 21 carries.

Auburn	0	0	7	0	—	7
Nebraska	10	3	0	0	—	13

NU - Claridge 68 run (Theissen kick), 13:47, 1st
 NU - Theissen 31 FG, 5:26, 1st
 NU - Theissen 36 FG, 13:05, 2nd
 AU - Sidle 13 run (Woodall kick), 3:32, 3rd

	AU	NU
First Downs	17	11
Rushing Yards	126	204
Passing Yards	157	30
Passing (C-A-I)	14-27-1	4-9-0
Total Offense	283	234
Punts-Avg.	6-35.2	7-38.3
Fumbles/Lost	3/1	2/1
Penalty Yards	39	65

RUSHING: (AU) Sidle 25-96 (TD), Rawson 4-14, Frederickson 3-4, Sutton 1-6, Rose 1-(-3), Griffith 1-(-3); (NU) N/A.


PASSING: (AU) Sidle 12-25, 141, Rose 2-2, 16; (NU) N/A.

RECEIVING: (AU) Simpson 4-39, Rose 3-37, Waid 2-34, Ingle 2-22, Lewis 2-15, Sidle 1-10; (NU) N/A.

Attendance: 72,647

Auburn Bowl History

1965 Liberty Bowl



Auburn 7
Ole Miss 13
 December 18, 1965
 Liberty Bowl Memorial Stadium
 Memphis, Tennessee

It was the Seventh Annual Liberty Bowl, but the first to be played in the present site of Memphis, Tenn., that saw the Ole Miss Rebels hold off a gallant Auburn comeback to win 13-7.

Ole Miss got the scoring started when Johnny Keyes connected on a 42-yard field goal in the first period. Auburn marched right back and scored when fullback Tom Bryan broke off left tackle and raced 44 yards for the touchdown. The score at halftime was Auburn 7, Ole Miss 3.

The Rebels took the opening kickoff and ran off nine consecutive rushing plays to march to the Tiger six-yard line. From there reserve quarterback Joe Graves went to the air and found wingback Doug Cunningham for a six-yard touchdown pass. The extra point gave Ole Miss a 10-7 lead. Keyes added another field goal to complete the scoring but not the action. Auburn marched deep into Rebel territory. But, with only seconds remaining, the Tigers' desperation fourth down pass fell incomplete, preserving the win for the Rebels.

Auburn	0	7	0	0	—	7
Ole Miss	0	3	7	3	—	13

OM - Keyes 42 FG, 2nd
 AU - Bryan 44 run (Lewis kick), 6:58, 2nd
 OM - Cunningham 6 pass from Graves (Keyes kick), 3rd
 OM - Keyes 30 FG, 11:55, 4th

	AU	OM
First Downs	15	12
Rushing Yards	156	189
Passing Yards	112	24
Passing (C-A-I)	11-24-1	4-12-0
Total Offense	268	213
Punts-Avg.	8-39.0	9-34.8
Fumbles/Lost	0/0	0/0
Penalty-Yards	4-29	5-25

RUSHING: (AU) Bryan 19-111 1 TD; (OM) Dennis 15-75, Heidel 16-72, Wade 13-43.
PASSING: (AU) Bowden 11-24-1-112; (OM) Graves 2-10-0-15 1 TD, Heidel 2-2-0-9.
RECEIVING: (AU) Hardy 4-46, Bryan 3-23; (OM) Matthews 2-9.

Attendance: 38,607

Auburn's Bryan was selected as the game's Most Valuable Player and the Outstanding Back. He finished with 111 rushing yards on 19 carries. Tiger back Robert Fulghum was selected as the Outstanding Defensive Back. Coach "Shug" Jordan's team finished with a 5-5-1 record.

1968 Sun Bowl



Auburn 34
Arizona 10
 December 28, 1968
 Sun Bowl Stadium
 El Paso, Texas

The Tigers broke open a 10-10 half-time deadlock and exploded to a 31st Annual Sun Bowl win in El Paso, Texas.

Auburn jumped to a 10-0 lead early in the game behind a 65-yard scoring pass from quarterback Loran Carter to halfback Mickey Zofko and a 52-yard field goal by John Riley. Arizona came back with a touchdown pass and field goal of their own to tie the score as the players headed for the locker room at the half.

Auburn reserve quarterback Tommy Traylor scampered nine yards to open the second half scoring for the Tigers on their first possession of the half. Two plays later, Buddy McClinton picked off an errant Wildcat pass, one of three interceptions for McClinton, and raced 32 yards for another Auburn score. Riley added another field goal and

Arizona	0	10	0	0	—	10
Auburn	10	0	14	10	—	34

AU - Riley 52 FG, 2:19, 1st
 AU - Zofko 65 pass from Carter (Riley kick), 0:17, 1st
 UA - Hurley 37 FG, 7:51, 2nd
 UA - Aranson 12 pass from Lee (Hurley kick), 0:54, 2nd
 AU - Traylor 9 run (Riley kick), 3:15, 3rd
 AU - McClinton 31 interception return (Riley kick), 2:51, 3rd
 AU - Christian 42 pass from Carter (Riley kick), 14:19, 4th
 AU - Riley 41 FG, 11:14, 4th

	UA	AU
First Downs	16	12
Rushing Yards	70	147
Passing Yards	164	156
Passing (C-A-I)	13-44-8	7-28-3
Total Offense	234	303
Punts-Avg.	11-34.3	7-26.4
Fumbles/Lost	2/1	3/2
Penalty-Yards	4-38	4-36

RUSHING: (UA) Fuimaono 18-48, Husted 16-35, Gardin 1-22, Lee 2-(-15), Driscoll 8-(-20); (AU) Hurston 14-49, Currier 11-29, Zofko 9-26, Traylor 4-20, Carter 7-14, Ellis 3-8, Clark 4-1, Crawford 2-0.

PASSING: (UA) Lee 6-24-6-89 1 TD, Driscoll 7-20-2-75; (AU) Carter 7-28-3-156 2 TD.

RECEIVING: (UA) Gardin 5-74, Sherwood 2-40, Coddington 2-32, Fuimaono 2-4, Aranson 1-12 1 TD, Mitchell 1-2; (AU) Christian 3-62 1 TD, Zofko 1-65 1 TD, Currier 1-17, Ellis 1-7, Giffin 1-5.

Attendance: 32,302

Carter flipped a 43-yard touchdown pass to Tim Christian to complete the Tiger scoring.

The game's oddest play occurred when Auburn punter Connie Frederick had a punt blocked by Arizona. The Wildcats almost recovered the loose ball for a touchdown but Frederick managed to get to the ball first and was able to punt the ball a second time.

Auburn's defense combined for a Sun Bowl record of eight interceptions.

McClinton was named the game's Most Valuable Player while teammate David Campbell was named Most Valuable Lineman from his defensive tackle position.

Auburn Bowl History

1969 Astro-Bluebonnet Bowl



Auburn 7
Houston 36
 December 31, 1969
 Astrodome
 Houston, Texas

Auburn played its first football game indoors losing to Houston 36-7 in the Astro-Bluebonnet Bowl.

Houston executed its veer offense to perfection and executed Auburn in the process. Behind the leadership of sophomore quarterback Gary Mullins, the Cougars piled up Astro-Bluebonnet records for rushing yards with 376 and total yards with 516.

Auburn's Terry Beasley, just a sophomore, fumbled the ball away at the Tiger 29-yard line on the opening kickoff. The Cougars covered those 29 yards in seven plays with Mullins sneaking over from the one-yard line.

Later, Houston capped an 80-yard drive with a Carlos Lopez 27-yard field goal to take a 10-0 lead early in the second quarter. A bowl record 57-yard punt by Auburn's Connie Frederick put Houston back at its own 16-yard line, but the Cougars stormed away with an 84-yard, five-play drive. Strong went 74 yards on the first play of the drive and scored the touchdown on fourth and goal from the one.

Auburn mounted its only scoring drive of the game, going 67 yards in five short plays in the second quarter. A 36-yard halfback pass from Mickey Zofko to Frederick finished the drive. The Tigers seemed to take the momentum into the locker room after blocking a Cougar 25-yard field goal attempt late in the quarter.

Auburn	0	7	0	0	—	7
Houston	7	9	6	14	—	36
	AU		UH			
First Downs	14		25			
Rushing Yards	1		376			
Passing Yards	188		140			
Passing (C-A-I)	13-37-2		10-19-2			
Total Offense	189		516			
Punts-Avg.	6-36.8		2-42.5			
Penalty Yards	26		63			

RUSHING: (UH) Strong 34-184, Heiskell 10-70; (AU) Zofko 18-31, Clark 7-32, Sullivan 5-(41), Traylor 1-(-11).

PASSING: (UH) Mullins 9-17-2-120 1TD, Clark 1-2-0-20 0 TD; (AU) Sullivan 10-30-1-132 0 TD, Zofko 1-1-0-36 1 TD, Traylor 2-5-0-20, Eisenacker 0-1-1-0.

RECEIVING: (UH) Wright 4-62, Thomas 2-35, Odums 2-19, Mozisek 1-20 1 TD, Achey 1-4; (AU) Beasley 6-76, Fredericks 3-59 1 TD, Clark 2-25, Schmalz 1-17, Ross 1-11

Attendance: 55, 203

But Houston took command early in the second half. After receiving the second half kickoff, the Cougars marched 73 yards in eight rushing plays and scored when Ted Heiskell cracked over from the one yard line. The two-point conversion attempt failed and Houston led 22-7. Auburn drove to the Houston 28-yard line before a Rat Riley 45-yard field goal was blocked. Auburn never recovered.

1971 Gator Bowl



Ole Miss 28
Auburn 35
 January 2, 1971
 Gator Bowl
 Jacksonville, Florida

This game was billed as the "Battle of the Quarterbacks," and it was that and more. Auburn had Pat Sullivan, heir apparent to the Heisman Trophy the next year, and Ole Miss had Archie Manning, one of the top QBs in SEC history.

Auburn started off quickly as it was the familiar combination of Sullivan to Terry Beasley for a 13-yard scoring strike with just over three minutes gone in the game. Auburn scored twice more before Ole Miss could retaliate. Sullivan connected with Alvin Bresler for an eight-yard touchdown pass. On the first play from scrimmage after the kickoff, Auburn recovered a Rebel fumble and went up 21 points as Sullivan executed the quarterback draw for 37 yards and a touchdown.

Manning led a Rebel comeback by directing his team to a 79-yard, 10-play drive capping it off with a one-yard run. Manning later connected with Floyd Franks on a 34-yard touchdown pass to cut Auburn's lead to 21-14 at the half.

A 42-yard, Sullivan-to-Beasley pass set up Auburn's first score in the second half, as Mickey Zofko hit off right tackle for a six yard touchdown run early in the third quarter. Manning led his team back again with a 42-yard run to put the Rebels at the Auburn 23-yard line.

Auburn's final score came on a Larry Willingham 55-yard punt return with only nine seconds remaining in the third quarter, to take the Tigers to a 35-21 advantage.

Manning was again the key to the Rebels' final score as he scrambled for a 37-yard gain to the Auburn 34. From there Chumbler went over from the one to cut the Tigers' lead to seven.

Ole Miss	0	14	7	7	—	28
Auburn	14	7	14	0	—	35
	OM		AU			
First Downs	21		23			
Rushing Yards	209		208			
Passing Yards	256		351			
Passing (C-A-I)	23-39-1		27-44-1			
Total Offense	465		559			
Punts-Avg.	6-47.3		4-40.5			
Fumbles/Lost	3/2		5/3			
Penalty-Yards	2-13		6-63			

RUSHING: (OM) Manning 11-95 1 TD, Ainsworth 11-68, Porter 6-31, Reed 4-16, Knight 1-5, Havard 1-0, Chumbler 4-(-6); (AU) Clark 14-108, Sullivan 10-35, Zofko 11-23, Unger 2-34, Lowry 2-4, Beasley 1-4.


PASSING: (OM) Manning 19-28-1-180 1 TD, Chumbler 4-11-0-76 1 TD; (AU) Sullivan 27-43-1-351 2 TD, Zofko 0-1-0, 0.

RECEIVING: (OM) Poole 9-111 1 TD, Franks 7-78 1 TD, Studdard 4-48, Ainsworth 3-19; (AU) Beasley 8-143 1 TD, Clark 7-23, Bresler 4-102 TD, Ross 4-37, Zofko 2-16, Lowry 1-25, Schmalz 1-5.

Attendance: 71,136

Auburn Bowl History

1972 Sugar Bowl



Auburn 22
Oklahoma 40

January 1, 1972
Tulane Stadium
New Orleans, Louisiana

The game was not as close as the score indicated and the score was bad enough. Auburn's long-dreamed-of, much-hoped-for trip to the Sugar Bowl turned into a nightmare as the Oklahoma Sooners, capitalizing on

three first half turnovers, executed their wishbone offense to perfection in building up a 31-0 halftime lead before cruising back to Norman with a 40-22 win.

The Sooners took the opening kickoff 77 yards in 13 plays and ran off over six minutes on the clock as they scored their first touchdown of the day on a Leon Crosswhite four-yard run, giving Oklahoma a quick 6-0 lead. The option was working to perfection five minutes later as quarterback Jack Mildren kept the ball for a five-yard touchdown run. A 71-yard punt return for a touchdown by Joe Wylie following Auburn's next possession opened the flood gates. Mildren scored twice more before the half on runs of four and seven yards to complete the first half whitewash and head into the locker room with a 31-0 lead.

After a 53-yard field goal by the Sooners, Auburn finally got on the scoreboard when Harry Unger dove over right guard from the one yard line. Oklahoma again scored on the option, this time Greg Pruitt sweeping around the left side from two yards out to make the

score 40-7.

Two Oklahoma fumbles set up the Tigers' last two scores as Sullivan connected with Sandy Cannon for an 11 yard touchdown pass and Unger again dove over from the one yard line. Final score, Oklahoma 40 - Auburn 22.

Oklahoma	19	12	3	6	—	40
Auburn	0	0	7	15	—	22

OU - Crosswhite 4 run (kick failed), 4:01, 1st
 OU - Mildren 5 run (Carroll kick), 3:05, 1st
 OU - Wylie 71 punt return (pass failed), 1:55, 1st
 OU - Mildren 4 run (run failed), 3:28, 2nd
 OU - Mildren 7 run (pass failed), 0:47, 2nd
 OU - Carroll 53 FG, 8:57, 3rd
 AU - Unger 1 run (Jett kick), 7:54, 3rd
 OU - Pruitt 2 run (kick failed), 9:25, 4th
 AU - Cannon 11 pass from Sullivan (Jett kick), 3:44, 4th
 AU - Unger 1 run (Beck run), 2:45, 4th

	OU	AU
First Downs	28	15
Rushing Yards	439	40
Passing Yards	11	250
Passing (C-A-I)	1-4-0	20-45-2
Total Offense	450	290
Punts-Avg.	5-35.4	5-45.2
Fumbles/Lost	5/2	4/1
Penalty-Yards	3-12	0-0

RUSHING: (OU) Mildren 30-149 3 TD, Pruitt 18-95 1 TD, Crosswhite 17-78, 1 TD, Bell 5-37, Welch 6-27, Wylie 5-25, Marshall 2-18, Stokely 2-18, Harrison 2-(-8); (AU) Unger 6-38 2 TD, Lowry 5-12, Henley 5-8, Sullivan 3-(-18).

PASSING: (OU) Mildren 1-4-0-11; (AU) Sullivan 20-44-1-250 1 TD, Beasley 0-1-0-0.

RECEIVING: (OU) Chandler 1-1-11; (AU) Beasley 6-117, Unger 5-36, Schmalz 3-52, Henley 3-28, Cannon 1-11 1 TD, Lowry 1-6, Robinette 1-0.

Attendance: 84,031

1972 Gator Bowl



Auburn 24
Colorado 3

December 30, 1972
Gator Bowl
Jacksonville, Florida

No one gave Auburn much of a chance in this, the 28th Annual Gator Bowl Classic. The Colorado Buffaloes were bigger, stronger and said to be quicker and meaner. Auburn lost its starting quarterback Randy Walls to a

knee injury at the start of the bowl practice and had to bring on virtually unknown and untested Wade Whatley to lead the offense. Those experts who didn't think Auburn had a chance just didn't know these Tigers. The Tigers were predicted to finish with a 2-9 record against the nation's toughest schedule. Instead they finished with a 10-1 record and earned the nickname "The Amazin's" because they never seemed to know the odds and they never admitted defeat. The Tigers defeated No. 2 ranked and unbeaten Alabama 17-16 after blocking two consecutive punts for touchdowns in the final minutes of the game. Coach "Shug" Jordan called "The Amazin's" his favorite team.

Gardner Jett opened the Tiger scoring in the Gator Bowl with a 27-yard field goal early in the second quarter of action. A Colorado fumble on the ensuing possession gave the ball to the Tigers on the Buffalo 16-yard line. Five plays later, Whatley slid over from the one for Auburn's first touchdown.

Auburn's second touchdown of the game came with just over six minutes to play in third quarter when the Tigers executed the halfback pass to perfection. Mike Fuller received the pitch from Whatley and connected with Rob Spivey for a 22-yard score capping a six-play,

56-yard drive. Colorado scored its only points of the game on a 33-yard Fred Lima field goal with 7:30 left to play in the game, which ended an 80-yard 14-play drive.

The Tigers retaliated with a fake field goal that resulted in Auburn's final score. Holder Dave Beck took the snap, straightened up and threw to Dan Nugent for a 16-yard touchdown with one minute left to play to make the final score.

Colorado	0	0	0	3	—	3
Auburn	0	10	7	7	—	24

AU - Jett 52 FG, 14:16, 2nd
 AU - Whatley 1 run (Jett kick), 12:00, 2nd
 AU - Spivey 22 pass from Fuller (Jett kick), 3:32, 3rd
 CU - Lima 33 FG, 7:31, 4th
 AU - Nugent 16 pass from Beck (Jett kick), 1:10, 4th

	CU	AU
First Downs	14	13
Rushing Yards	63	153
Passing Yards	204	80
Passing (C-A-I)	20-33-2	5-8-0
Total Offense	267	233
Punts-Avg.	5-39.8	7-40.7
Fumbles/Lost	3/2	3/1
Penalty-Yards	5-47	4-30
Time of Possession	25:05	34:55

RUSHING: (CU) Matthews 8-34, Davis 14-12, Johnson 6-10, Campbell 1-7; (AU) R.Fuller 12-72, Linderman 15-37, Henley 18-24, Whatley 13-20 1 TD.

PASSING: (CU) Johnson 17-29-2-169, Duenas 3-4-0-35; (AU) Whatley 3-6-0-42, M.Fuller 1-1-0-22 1 TD, Beck 1-1-0-16 1 TD.

RECEIVING: (CU) Davis 7-10, Cain 4-45, Keyworth 3-55, Elwood 3-49, Collier 2-43, Campbell 1-2; (AU) Spivey 1-22 1 TD, Cannon 1-17, Nugent 1-16 1 TD, Henley 1-13, Gates 1-12.

Attendance: 71,114

Auburn Bowl History

1973 Sun Bowl



Auburn 17
Missouri 34
 December 29, 1973
 Sun Bowl
 El Paso, Texas

Missouri's defense kept Auburn's offense off balance from the opening kickoff and stormed away with a 34-17 win in the 39th Annual Sun Bowl.

Auburn was able to score first following a Missouri fumble which Auburn's Rusty Deen recovered at the Missouri 49. Auburn's seven play drive could only muster 30 yards and the Tigers settled for a 35-yard Roger Pruett field goal.

After an exchange of punts, Missouri recovered an Auburn fumble at the AU 35-yard line. One play later, Missouri had the lead as quarterback Chuck Link passed to John Kelsey for the TD.

Missouri scored again one minute later following another Auburn fumble. Ray Bybee scored on a two-yard run capping a three-play, 24-yard drive.

Missouri continued to move the ball, scoring on a 10 play 48-yard drive, with Ray Smith connecting with Kelsey from two yards for his second touchdown, and a 21-3 Missouri lead.

With 3:08 to play in the first half, Auburn started on its only real offensive threat of the game. Quarterback Phil Gargis passed to Thomas Gossom from 17 yards out. Only eight seconds remained in the half and Auburn had cut the lead to 21-10.

On the ensuing kickoff, Missouri's John Moseley took the ball 84 yards for the touchdown. Missouri went to the locker room with a comfortable 28-10.

Missouri opened the second half scoring on a five-play, 33-yard drive that began after recovering an Auburn fumble. Smith found Jim Sharp in the corner of the endzone on a 14-yard scoring strike to make Missouri's lead 34-10.

Auburn	0	10	7	0	—	17
Missouri	0	28	6	0	—	34


- AU - Pruett 35 FG, 13:39, 2nd
- MU - Kelsey 35 pass from Link (Hill kick), 10:14, 2nd
- MU - Bybee 2 run (Hill kick), 9:16, 2nd
- MU - Kelsey 2 pass from Smith (Hill kick), 3:08, 2nd
- AU - Gossom 17 pass from Gargis (Pruett kick), 0:08, 2nd
- MU - Moseley 84 kickoff return (Hill kick), 0:00, 2nd
- MU - Sharp 15 pass from Smith (kick failed), 4:11, 3rd
- AU - Gossom 32 pass from Gargis (Pruett kick), 0:34, 3rd

	AU	MU
First Downs	11	20
Rushing Yards	113	295
Passing Yards	120	95
Passing (C-A-I)	7-15-1	7-14-1
Total Offense	233	390
Punts-Avg.	6-45.7	6-37.0
Fumbles/Lost	5/4	4/1
Penalty-Yards	1-5	2-29

- RUSHING:** (AU) McIntyre 10-46, Neel 7-26, Fuller 5-11, Linderman 3-9, Harbuck 2-9, Gargis 8-6, Ward 1-5, Whatley 5-1; (MU) Bybee 27-127 1 TD, Reamon 23-110, Moss 6-23, Smith 5-18, Muse 1-16, Kelsey 2-14, Mulkey 3-4, Cook 1-2.
- PASSING:** (AU) Gargis 7-15-1-120 2 TD; (MU) Smith 7-12-0-60 2 TD, Link 1-2-1-35 1 TD.
- RECEIVING:** (AU) Spivey 3-56, Gossom 2-39 2 TD, Arnold 1-10, McIntyre 1-5; (MU) Kelsey 2-37 2 TD, Sharp 2-26 1 TD, Reamon 2-22, Bybee 2-11.

Attendance: 30,127

1974 Gator Bowl



Texas 3
Auburn 27
 December 30, 1974
 Gator Bowl
 Jacksonville, Florida

The Auburn Tigers made their sixth Gator Bowl appearance, and their third in five years, a success when they defeated the Darrell Royal-coached Texas Longhorns 27-3. Had not Auburn fumbled seven times, a bowl record, the score might have been even more embarrassing as the Tigers dominated from the opening kickoff.

The Tigers stopped the Longhorns on the Texas four-yard line following the opening kickoff and Texas never seemed to recover. Auburn got its first chance with the ball at its 40-yard line and promptly drove 60 yards for its first touchdown. The drive was capped when quarterback Phil Gargis connected with Ed Butler for a seven-yard score.

A Longhorn fumble gave the Tigers the ball at the Texas 27. Two Mitzi Jackson runs covered the distance to the endzone as Auburn went up 14-0 with only nine minutes gone in the game.

Texas started a drive on its own 23-yard line. The Longhorns moved the ball to the Auburn 18-yard line, behind the running of freshman running back, Earl Campbell, before the drive sputtered. The Longhorns settled for a Billy Scott 35-yard field goal with 1:00 left to play in the first quarter and Auburn led 14-3.

When Texas tried to punt the ball away from inside its own 10-yard line, Auburn's Jim McKinney blocked the punt out of the endzone for a safety.

Auburn scored its final points in the fourth quarter. Gargis passed to Butler for 14 yards and a touchdown for one score. The Tiger 29-yard drive was set up by a Mike Fuller interception of a Texas pass. Gargis passed to Dan Nugent for the two-point conversion. Chris Wilson kicked a 28 yard field goal with 0:09 showing on the game clock.

Texas	3	0	0	0	—	3
Auburn	14	2	0	11	—	27

- AU - Butler 7 pass from Gargis (Wilson kick), 8:08, 1st
- AU - Jackson 2 run (Wilson kick), 6:25, 1st
- UT - Schott 35 FG, 0:59, 1st
- AU - Safety, punt blocked through endzone, 6:38, 2nd
- AU - Butler 14 pass from Gargis (Gargis pass to Nugent), 5:34, 4th
- AU - Wilson 28 FG, 0:09, 4th

	UT	AU
First Downs	14	19
Rushing Yards	203	256
Passing Yards	98	70
Passing (C-A-I)	10-21-3	7-13-2
Total Offense	301	326
Punts-Avg.	4-28.8	2-45.5
Fumbles/Lost	5/4	7/5
Penalty-Yards	5-37	6-70
Time of Possession	28:06	31:54

- RUSHING:** (UT) Campbell 23-91, Akins 11-40, Wyatt 5-33, Clayburn 5-21, Ingram 1-13, Walker 1-3, Pressley 3-2; (AU) McIntyre 19-89, Jackson 10-64 1 TD, Gargis 14-51, Neel 6-24, Burks 4-16, Henley 1-5, Gates 1-4, Harbuck 1-3, Ward 1-2, Vacarella 3(-2).

- PASSING:** (UT) Akins 9-16-1-70, Pressley 1-5-2 TD; (AU) Gargis 6-11-2-60 2 TD, Vacarella 1-1-0-10, Neel 0-1-0-0.

- RECEIVING:** (UT) Clayburn 3-16, Ingram 2-19, Padgett 2-15, Thompson 1-28, Samford 1-14, Wyatt 1-8; (AU) Nugent 2-22, Butler 2-21 2 TD, Neel 1-15, Henley 1-10, Gossom 1-2.

Attendance: 63,811

Auburn Bowl History

1982 Tangerine Bowl



Boston College 26
Auburn 33

December 18, 1982
Tangerine Bowl
Orlando, Florida

The Auburn Tigers, 8-3 on the year and yearning for national recognition, defeated Boston College 33-26 before a sellout crowd of 51,296 in the Tangerine Bowl.

The Tigers faced one of the nation's best passers in BC quarterback Doug Flutie, but in the end it was Auburn, not Boston College, who lived by the pass. Auburn QB Randy Campbell was named the game's Most Valuable Player, narrowly edging teammates Lionel James who gained 101 yards on 18 carries, and Mark Dorminey, who intercepted one of Flutie's passes and was the

BC	7	3	0	16	—	26
Auburn	3	20	10	0	—	33

BC - Flutie 5 run (Snow kick), 10:49, 1st
AU - Del Greco 19 FG, 5:07, 1st
AU - Jackson 1 run (Del Greco kick), 11:34, 2nd
AU - Howell 2 run (Del Greco kick), 4:49, 2nd
BC - Snow 34 FG, 3:41, 2nd
AU - Jackson 6 run (pass failed), 0:46, 2nd
AU - Del Greco 23 FG, 8:44, 3rd
AU - Pratt 15 run (Del Greco kick), 1:10, 3rd
BC - Nizolek 2 pass from Flutie (Flutie pass to Nizolek), 10:55, 4th
BC - Brennan 16 pass from Flutie (Flutie run), 0:00, 4th

	BC	AU
First Downs	24	27
Rushing Yards	115	313
Passing Yards	299	177
Passing (C-A-I)	22-38-2	10-16-1
Total Offense	414	490
Punts-Avg	3-34.3	2-32.0
Fumbles/Lost	3/3	4/1
Penalty-Yards	2-38	3-30
Time of Possession	24:47	35:13

RUSHING: (BC) Stradford 15-67, Krystoforski 3-19, Brennan 1-17, Flutie 14-12 1 TD, Bell 1-0; (AU) James 17-101, Jackson 14-64 2 TD, Pratt 9-59, Evans 2-30, C.Campbell 2-21, R.Campbell 9-17, O'Neal 7-17, Walker 1-3, Howell 1-2, Washington 2-(-1).
PASSING: (BC) Flutie 22-38-2-299 2 TD; (AU) R.Campbell 10-16-1-177.
RECEIVING: (BC) Brennan 7-149 1 TD, Phelan 4-69, Nizolek 3-12 1 TD, Schoen 2-19, Krystoforski 2-15, Stradford 2-13, Zdanek 1-23, Biestek 1-(-1); (AU) Woods 3-67, Edwards 3-55, Beauford 1-34, West 1-14, Jackson 1-11, Walker 1-(-4).

Attendance: 51,296

game's most valuable defensive player.

The Tigers traveled by land as well as air. Ten Auburn backs carried the football, with James' 101 yards and Bo Jackson's two touchdowns leading the way. In all, Auburn gained 490 yards against BC; 313 rushing, 177 passing.

Auburn led 23-10 at the half and stretched the lead to 33-10 before Boston College mounted a comeback against Auburn reserves. The Eagles scored on the last play of the game for the 33-26 final.

1984 Sugar Bowl



Michigan 7
Auburn 9

January 2, 1984
Louisiana Superdome
New Orleans, Louisiana

Al Del Greco's 19-yard field goal with 23 seconds remaining in the game gave Auburn a hard fought 9-7 win over Michigan and its first Sugar Bowl Championship.

It was Del Greco's third field goal of the night as the Coral Gables, Fla., senior accounted for all of Auburn's scoring. In addition to the game winner, Del Greco had kicks of 31 and 32 yards.

Auburn's Bo Jackson was the game's leading rusher, gaining 130 yards on 22 carries. Jackson, closing out a brilliant sophomore season which saw him become a consensus All-American, was named winner of the Miller-Digby Trophy as the game's outstanding player.

Auburn's winning drive covered 60 yards in 16 plays. The Tigers took possession on their own 39 with 7:44 left in the game. The ball was on the Michigan one when Auburn elected to kick the field goal rather than go for a touchdown on fourth and one.

Coach Pat Dye's Tigers finished with an 11-1 record, the SEC Championship, and a third place national ranking in the AP, UPI and USA Today polls. The New York Times computer poll ranked the Tigers No. 1 based on results and schedule difficulty. Auburn's 1984 opponents averaged winning 70 percent of their games, not counting the games with Auburn.


	UM	AU
First Downs	12	21
Rushing Yards	118	301
Passing Yards	125	21
Passing (C-A-I)	9-25-1	2-6-1
Total Offense	243	322
Punts-Avg	8-38.3	4-42.0
Fumbles/Lost	2/1	4/3
Penalty-Yards	6-49	3-15
Time of Possession	22:28	37:32

RUSHING: (UM) Rogers 17-86, S.Smith 9-14 1 TD, Garrett 5-18; (AU) Jackson 22-130, Agee 16-93, James 18-83, Collins 2-1, Campbell 9-(-6).
PASSING: (UM) S.Smith 9-25-1-125; (AU) Campbell 2-6-1-21.
RECEIVING: (UM) Markray 3-68, Bean 3-32, Nelson 3-20; (AU) James 1-15, Jackson 1-6.

Attendance: 77,893

Auburn Bowl History

1984 Liberty Bowl



Auburn 21
Arkansas 15
 December 27, 1984
 Liberty Bowl Memorial Stadium
 Memphis, Tennessee

Halfback Bo Jackson closed out his injury-shortened junior season with a Liberty Bowl MVP performance against the Razorbacks of Arkansas. Jackson gained 88 yards on 18 carries and scored two touchdowns, with his final score the

difference in the game.

Arkansas scored first with 7:27 in the first quarter on a 31-yard field goal by Greg Horne. But with 3:00 left in the first period, Jackson capped off an 80-yard drive as he scored on a 2-yard run. Robert McGinty's PAT attempt was no good.

Auburn scored again before the first quarter was over when freshman cornerback Kevin Porter stepped in front of Arkansas quarterback Brad Taylor's intended receiver and raced 35 yards for a touchdown. Quarterback Pat Washington ran in for the two-point conversion. Porter's interception was the first of four interceptions the Auburn defense recorded in the game.

Arkansas made the score 14-9 with 11:56 remaining in the game when fullback Marshall Foreman scored from two yards out, three plays after Arkansas had recovered an Auburn fumble on the Tiger 6-yard line. The Hogs' two-point attempt failed.

Auburn	14	0	0	7	—	21
Arkansas	3	0	0	12	—	15

UA - Horne 31 FG, 7:27, 1st
 AU - Jackson 2 run (kick failed), 3:00, 1st
 AU - Porter 35 interception return (Washington run), 1:17, 1st
 UA - Foreman 2 run (pass failed), 11:56, 4th
 AU - Jackson 39 run (Knapp kick), 5:38, 4th
 UA - Shibest 25 pass from Taylor (kick blocked), 3:10, 4th

	AU	UA
First Downs	13	20
Rushing Yards	168	130
Passing Yards	84	226
Passing (C-A-I)	5-15-0	19-40-4
Total Offense	252	356
Punts-Avg.	9-37.9	4-38.3
Fumbles/Lost	1/1	0/0
Penalty-Yards	8-56	8-60
Time of Possession	29:42	30:18


RUSHING: (AU) Jackson 18-88 2 TD, Agee 4-29, Campbell 2-21, Ware 6-14, Jessie 3-9, Fullwood 11-4, Washington 3-4, Burger 1-1, Mann 1-(-2); (UA) Foreman 15-62 1 TD, Thomas 9-56, Forte 1-11, Edmonds 3-8, Tatum 1-3, Nutt 1-1, Taylor 7-(-11).

PASSING: (AU) Washington 5-12-0-84, Burger 0-2-0-0, Mann 0-1-0-0; (UA) Taylor 18-34-2-201 1 TD, Nutt 1-6-2-25.

RECEIVING: (AU) Jackson 1-25, Beauford 1-24, Gainous 1-17, Weygand 1-10, Collins 1-8; (UA) Edmonds 10-68, Shibest 5-84 1 TD, Young 1-32, White 1-24, Lueders 1-15, Miller 1-3.

Attendance: 50,180

1986 Cotton Bowl



Auburn 16
Texas A&M 36
 January 1, 1986
 Cotton Bowl
 Dallas, Texas

Auburn took its 8-3 regular season record to Dallas, Texas, to face SWC Champion Texas A&M in the 50th annual Cotton Bowl Classic. The bowl marked the fourth-consecutive bowl game for the Tigers and the fulfillment

of a commitment by the players to play in a New Year's Day contest.

Heisman Trophy winner Bo Jackson's five-yard touchdown burst early in the first quarter gave the Tigers an early 7-0 lead, but two score by the Aggies gave A&M the lead, 12-7, at the end of the first period.

With 8:28 remaining in the first half, Jackson took a pass from QB Pat Washington and raced 73 yards for a touchdown to again give Auburn the lead 13-12. But a 26-yard field goal by Aggie PK Scott Slater with 50 seconds remaining in the half would give Texas A&M the lead for good.

Auburn	7	6	3	0	—	16
Texas A&M	12	3	6	15	—	36

AU - Jackson 5 run (C.Johnson kick), 13:52, 1st
 A&M - H.Johnson 11 run (kick failed), 6:12, 1st
 A&M - Woodside 22 run (pass failed), 3:00, 1st
 AU - Jackson 73 pass from Washington (run failed), 8:28, 2nd
 A&M - Slater 26 FG, 0:50, 2nd
 A&M - Tony 21 run (pass failed), 12:13, 3rd
 AU - C.Johnson 26 FG, 7:19, 3rd
 A&M - Woodside 9 pass from Murray (Bernstine run), 2:22, 4th
 A&M - Toney 1 run (Slater kick), 0:03, 4th

	AU	A&M
First Downs	16	21
Rushing Yards	198	186
Passing Yards	154	292
Passing (C-A-I)	7-17-2	16-26-1
Total Offense	352	478
Punts-Avg.	5-43.8	5-45.0
Fumbles/Lost	2/1	1/1
Penalty-Yards	1-5	5-45
Time of Possession	30:46	29:14

RUSHING: (AU) Jackson 31-129 1 TD, Agee 5-36, Ware 8-31, Fullwood 5-25, Washington 5-(-23); (A&M) Toney 17-72 1 TD, Vick 15-67, Woodside 3-32, 1 TD, H.Johnson 5-22 1 TD, Nelson 1-2, Murray 4-(-9).

PASSING: (AU) Washington 2-7-0-82 1 TD, Burger 5-10-2-72; (A&M) Murray 16-26-1-292 1 TD.

RECEIVING: (AU) Jackson 2-73 1 TD, Parks 2-32, Weygand 1-31, Agee 1-9, Tillman 1-9; (A&M) Bernstine 6-108, Woodside 3-88 1 TD, Walker 3-40, Thompson 1-19, Nelson 1-14, Harris 1-13, Webb 1-10.

Attendance: 73,137


Auburn managed only a field goal in the second half, a 26-yarder by freshman Chris Johnson, while Texas A&M romped to a 36-16 victory.

Twice in the fourth quarter, Auburn failed to convert fourth-down situations, one halting a drive at the Aggie two-yard line.

QB Pat Washington was two of seven for 82 yards and was replaced due to injury in the second quarter by Jeff Burger, who was five for 10 for 72 yards. Bo Jackson capped off his Heisman season by rushing for 129 yards on 31 carries and one touchdown and catching two passes for 73 yards and a touchdown. He was named the offensive Player of the Game.

Auburn Bowl History

1987 Citrus Bowl



Auburn 16
Southern Cal 7
 January 1, 1987
 Florida Citrus Bowl
 Orlando, Florida

Auburn's January 1 date with Southern California in Orlando's Citrus Bowl marked the fifth consecutive bowl game for the Tigers, the third New Year's Day Bowl.

The Tigers' 9-2 regular season had left them one victory shy of becoming only the fifth team in Auburn history to win 10 games in a single season. Auburn's all-time football record stood at 499 victories. A 16-7 triumph over USC, the nation's winningest bowl team, gave the Tigers their 10-2 record and the 500th all-time Auburn win.

USC was the first on the scoreboard when linebacker Marcus Cotton intercepted a Jeff Burger pass and returned it 24 yards for a Trojan touchdown. But those were the only points USC scored the rest of the day.

In the second period, the Tigers culminated an 80-yard drive with Burger hitting tight end Walter Reeves with a three-yard touchdown pass. With 1:30 remaining in the first half, All-America tailback Brent Fullwood ran in from four yards out for a score. PK Chris Knapp kicked his second PAT of the quarter to give Auburn a 14-7 lead.

With 4:48 left, OLB Aundray Bruce hit USC QB Rodney Peete in the backfield, causing a fumble which was recovered by a teammate, Nate Hill on the Auburn 48-yard line.

The Auburn defense held strong throughout the second half. In the fourth quarter, Auburn DT Tracy Rocker dropped Peete for a 13-yard sack and a safety, making the score 16-7.

Bruce, who recorded three QB sacks and caused a fumble which set up an Auburn scoring drive, was voted the overall Citrus Bowl MVP.

Auburn finished the season ranked sixth in the nation in the final AP poll and eighth in the UPI rankings.

USC	7	0	0	0	—	7
Auburn	0	14	0	2	—	16

USC - Cotton 24 pass interception (Shafer kick), 10:17, 1st
 AU - Reeves 3 pass from Burger (Knapp kick), 8:04, 2nd
 AU - Fullwood 4 run (Knapp kick), 1:30, 2nd
 AU - Safety, Peete tackled by Rocker in endzone, 8:35, 4th

	USC	AU
First Downs	10	19
Rushing Yards	44	200
Passing Yards	113	90
Passing (C-A-I)	12-31-4	8-18-2
Total Offense	157	290
Punts-Avg.	4-41.5	8-37.9
Fumbles/Lost	1/1	2/2
Penalty-Yards	6-40	9-84
Time of Possession	23:00	37:00


RUSHING: (USC) Holt 9-34, Knight 8-9, Emanuel 3-4, Peete 10-(-3); (AU) Fullwood 28-152 1 TD, Harris 12-31, Jessie 10-23, Bolton 1-9, Agee 2-7, Joseph 3-6, Ware 2-3, Burger 4-(-31).

PASSING: (USC) Peete 12-30-4-113, Tanner 0-1-0-0, (AU) Burger 8-18-2-90 1 TD.

RECEIVING: (USC) Affholter 6-66, White 1-17, Green 1-8, Jackson 1-8, McKee 1-8, Tanner 1-4, Knight 1-2; (AU) Reeves 3-23 1 TD, Gainous 2-40, Fullwood 2-15, Harris 1-12.

Attendance: 51,113

1988 Sugar Bowl



Syracuse 16
Auburn 16
 January 1, 1988
 Louisiana Superdome
 New Orleans, Louisiana

A 9-1-1 regular-season record and the 1987 Southeastern Conference championship earned the Tigers a trip to New Orleans and a January 1 date with unbeaten Syracuse in the USF&G Sugar Bowl.

Sophomore kicker Win Lyle's 30-yard field goal with one second remaining in the game gave the Sugar Bowl the first tie in its 54-year history, a 16-16 deadlock.

The game matched the best of the South against the best of the East — the sixth-ranked Tigers and the fourth-ranked Orangemen. Auburn's first touchdown was set up on a 58-yard flanker reverse pass from wide receiver Duke Donaldson to wide receiver Lawyer Tillman. With 5:45 remaining in the first quarter, quarterback Jeff Burger hit

Tillman for a 17-yard score.

The Tigers held a 10-7 lead at halftime, but the Orangemen tied it at 10-10 by the end of the third quarter. Syracuse kicker Tim Vesling booted field goals of 32 and 38 yards in the fourth quarter while Auburn's Lyle was good on tries of 41 and 30 yards, the final kick tying the game for good.

Tillman, the game's leading receiver with six catches for 125 yards, was named the game's offensive MVP by ABC-TV.

The trip to New Orleans was Auburn's fourth New Year's Day bowl game in five years.

Syracuse	0	7	3	6	—	16
Auburn	7	3	0	6	—	16

AU - Tillman 17 pass from Burger (Lyle kick), 5:47, 1st
 SU - Glover 12 pass from McPherson (Vesling kick), 14:54, 2nd
 AU - Lyle 40 FG, 0:47, 2nd
 SU - Vesling 27 FG, 5:34, 3rd
 AU - Lyle 41 FG, 13:27, 4th
 SU - Vesling 32 FG, 8:53, 4th
 SU - Vesling 38 FG, 2:04, 4th
 AU - Lyle 30 FG, 0:01, 4th

	SU	AU
First Downs	23	14
Rushing Yards	174	41
Passing Yards	140	229
Passing (C-A-I)	11-21-0	25-34-1
Total Offense	314	270
Punts-Avg.	5-35.6	6-44.8
Fumbles/Lost	2/0	1/0
Penalty-Yards	2-20	5-43
Time of Possession	37:35	22:25

RUSHING: (SU) Orummon 17-82, Johnston 14-50, McPherson 20-31, Owens 4-11; (AU) Danley 13-42, Ware 4-3, Weygand 1-(-2), Burger 4-(-2).


PASSING: (SU) McPherson 11-21-0-140 1 TD; (AU) Burger 24-33-1-171 1 TD, Donaldson 1-1-0-58.

RECEIVING: (SU) Glover 6-91 1 TD, Kane 2-30, Kelly 1-8, Johnston 1-6, Drummond 1-5; (AU) Danley 7-34, Tillman 6-125 1 TD, Donaldson 4-14, Reeves 3-20, Weygand 2-15, Ware 2-0, Bolton 1-15.

Attendance: 75,495

Auburn Bowl History

1989 Sugar Bowl



Florida State 13
Auburn 7

January 2, 1989
Louisiana Superdome
New Orleans, Louisiana

Auburn lost to Florida State 13-7 in one of the most exciting Sugar Bowls ever played.

The Tigers spotted FSU a 13-0 lead early in the second quarter, then came roaring back and almost overtook the

Seminoles in the final seconds of the game.

Seminole tailback Sammie Smith became the first back in more than two years to gain 100 yards rushing against Auburn.

Then the Tigers began their run. Auburn scored on a 20-yard pass from Reggie Slack to All-America tight end Walter Reeves to cut the FSU lead to six points.

Florida St.	10	3	0	0	—	13
Auburn	0	7	0	0	—	7

FSU - D. Williams 2 run (Andrews kick), 9:48, 1st
FSU - Mason 35 FG, 5:57, 1st
FSU - Mason 31 FG, 11:00, 2nd
AU - Reeves 20 pass from Slack (Lyle kick), 4:09, 2nd

	FSU	AU
First Downs	21	18
Rushing Yards	148	108
Passing Yards	157	162
Passing (C-A-I)	14-27-1	19-33-3
Total Offense	305	270
Punts-Avg.	4-35.0	4-35.8
Fumbles/Lost	2/1	3/2
Penalty-Yards	6-45	5-65
Time of Possession	33:35	26:25

RUSHING: (FSU) Smith 24-115, Carter 7-25, Williams 7-16 1 TD, Butts 1-6, Floyd 1-5, Dawsey 1-0, S. Ferguson 6-(-19); **(AU)** Danley 19-68, Joseph 8-47, Harris 4-6, Weygand 1-(-4), Slack 4-(-9).

PASSING: (FSU) S. Ferguson 14-26-1-157, Johnson 0-1-0-0; **(AU)** Slack 19-33-3-162 1 TD.

RECEIVING: (FSU) Anthony 3-47, Carter 3-25, O'Malley 2-31, Williams 2-20, Dawsey 2-10, Johnson 1-16, Butts 1-8; **(AU)** Taylor 5-35, Danley 5-2, Tillman 4-48, Weygand 3-40, Reeves 2-37 1 TD.


Attendance: 61,934

The Tigers had another first-half threat when linebacker Smokey Hodge intercepted an FSU pass and returned it to the FSU 25, but a fumble at the 12 cost Auburn a scoring opportunity.

Time and time again in the second half, the Auburn defense stopped Florida State scoring threats, and with three minutes left, the Tigers began their move to glory from their own four-yard line.

Auburn converted three fourth down plays as it moved down field, but with five seconds left, an intercepted pass ended Auburn's hopes of victory and gave Auburn a 1-1-1 record in three Sugar Bowl appearances under Coach Pat Dye.

1990 Hall of Fame Bowl



Ohio State 14
Auburn 31

January 1, 1990
Tampa Stadium
Tampa, Florida

Reggie Slack led the No. 9-ranked Tigers to victory on New Year's Day as they defeated the Ohio State Buckeyes. Auburn started off slow with Slack throwing two interceptions in the first minutes of play. But when Stacy Danley

got the wind knocked out of him, the Tigers began playing a different game.

With the Buckeyes leading 14-3 in the second quarter, Shane Wasden returned a punt 34 yards to Ohio State's 33. As the clock was ticking down, Slack threw 11 yards to Greg Taylor for a touchdown.

In their first three possessions in the second half, the Tigers scored three times and led OSU 31-14. The big drive came in the second possession of third quarter with Auburn winning 17-14. The Tigers went 80 yards in 16 plays. On third and 11 at the OSU 41, Slack threw to

Ohio State	7	7	0	0	—	14
Auburn	3	7	7	14	—	31

OSU - Snow 1 run (O'Morrow kick), 6:50, 1st
AU - Lyle 19 FG, 2:14, 1st
OSU - B. Stableim 9 pass from Frey (O'Morrow kick), 13:36, 2nd
AU - Taylor 11 pass from Slack (Lyle kick), 0:11, 2nd
AU - Taylor 4 pass from Slack (Lyle kick), 9:50, 3rd
AU - Slack 5 run (Lyle kick), 9:22, 4th
AU - Casey 2 pass from Slack (Lyle kick), 7:20, 4th

	OSU	AU
First Downs	18	21
Rushing Yards	66	171
Passing Yards	232	141
Passing (C-A-I)	16-31-1	16-23-2
Total Offense	298	312
Punts-Avg.	7-41.1	5-40.8
Fumbles/Lost	1/0	1/0
Penalty-Yards	5-33	2-15
Time of Possession	28:13	31:47

RUSHING: (OSU) S. Graham 12-53, Snow 13-42 1 TD, Lee 2-0, Dumas 1-(-1), Frey 8-(-28); **(AU)** Danley 20-85, Williams 10-46, Joseph 7-43, Strong 2-7, A. Wright 1-4, Slack 5-(-14) 1 TD.


PASSING: (OSU) Frey 16-31-1-232 1 TD; **(AU)** Slack 16-22-2-141 3 TD, McIntosh 0-1-0-0.

RECEIVING: (OSU) J. Graham 5-103, Olive 4-55, Snow 3-30, Palmer 1-25, B. Stableim 1-9 1 TD, Lee 1-5, S. Graham 1-5; **(AU)** A. Wright 4-59, Taylor 4-33, 2 TD, Joseph 3-20, Casey 2-15, 1 TD, Wasden 1-9, Danley 1-8, Cherry 1-(-3).

Attendance: 61,934

Auburn Bowl History

1990 Peach Bowl



Indiana 23
Auburn 27

December 29, 1990
Atlanta-Fulton County Stadium
Atlanta, Georgia

Quarterback Stan White put the lid on a late Auburn come-from-behind win when he scampered one yard on a fourth-down bootleg to lift Auburn to a 27-23 win over Indiana in the 1990 Peach Bowl.

White's game-winning touchdown was his second of the day as the Tigers finished the 1990 season 8-3-1. For his efforts the freshman was named the Offensive MVP of the game. Auburn linebacker Darrel Crawford was named the Defensive MVP as the Tigers limited Indiana to just 220 yards total offense.

Auburn opened the scoring with White's first touchdown of the day, a six-yard run with 3:37 to play in the first quarter. Indiana tied the game at 7-7 on the final play of the first period when Trent Green

scored from three yards out.

Auburn scored on an 11-yard White to Alex Smith pass and tacked on a 26-yard Jim Von Wyl field goal to take a 17-10 lead into the half.

Following a scoreless third period, the Hoosiers took a 23-17 lead into the game's final minutes on the strength of two more touchdown runs by Green. Green's third touchdown of the day came with just 2:27 to play.

White and receiver Herbert Casey converted on a pair of critical third down situations on Auburn's final drive of the game to set up White's game winner in the last bowl game Auburn would play with Pat Dye as head coach.

Indiana	7	3	0	13	—	23
Auburn	7	10	0	10	—	27

AU - White 5 run (Von Wyl kick), 11:23, 1st
IU - Green 3 run (Bonnell kick), 0:00, 1st
AU - Smith 11 pass from White (Von Wyl kick), 12:09, 2nd
IU - Bonnell 42 FG, 5:57, 2nd
AU - Von Wyl 26 FG, 1:23, 2nd
AU - Von Wyl 43 FG, 11:34, 4th
IU - Green 2 run (run failed), 6:32, 4th
IU - Green 6 run (Bonnell kick), 2:27, 4th
AU - White 1 run (Von Wyl kick), 0:39, 4th

	IU	AU
First Downs	15	24
Rushing Yards	121	89
Passing Yards	351	314
Passing (C-A-I)	10-19-0	31-48-0
Total Offense	220	440
Punts-Avg.	5-41.4	3-23.0
Fumbles/Lost	1/1	2/2
Penalty-Yards	6-55	12-75
Time of Possession	31:51	28:09


RUSHING: (IU) Dunbar 21-81, Thompson 5-17, Miller 3-16, Green 14-7 3 TD; (AU) Williams 12-52, Smith 5-24, Joseph 5-20, Richardson 3-4, White 5-(-2) 2 TD.

PASSING: (IU) Green 10-19-0-99; (AU) White 31-48-0-351 1 TD.

RECEIVING: (IU) Thomas 3-43, Turner 3-26, Coleman 2-26, Dunbar 2-4; (AU) Hall 9-74, Casey 7-159, Baxter 4-22, Wasden 3-21, Hines 2-25, Joseph 2-16, Williams 2-12, Smith 1-11 1 TD, Overton 1-11.

Attendance: 38,912

1996 Outback Bowl



Penn State 43
Auburn 14

January 1, 1996
Tampa Stadium
Tampa, Florida

Under dark skies and incessant rain, Auburn's first bowl appearance in five years was anything but pleasant. Penn State routed the Tigers, 43-14.

Penn State opened the game with a 64-yard drive, but was stopped at the Auburn one after three downs inside the Tiger five. Brett Conway converted a 19-yard field goal for a 3-0 lead.

PSU's Richardson was intercepted by Dell McGee at the Penn State 36. Five downs later, Auburn quarterback Patrick Nix connected with freshman receiver Robert Baker for a 25-yard touchdown and a 7-3 lead.

Conway field goals of 22- and 38-yards put Penn State on top to stay at 9-7.

Auburn took possession deep in its own territory with 1:43 remaining in the half. On third down with 19 seconds left, Nix, on the run, threw an ill-advised pass down the sideline that fell into the hands of free safety Kim Herring.

Penn State quickly went to work. Richardson completed a 43-yard pass down the left sideline to Joe Jurevicius at the Auburn eight. With five seconds left, Richardson found running back Mike Archie over the middle for a score.

The Nittany Lions scored on all four possessions in the third quarter. In the first drive, Richardson capped an eighty-yard effort with a nine-yard strike to Engram.

Midway through the fourth, following a Penn State fumble, Auburn mounted a 43-yard scoring drive. Fullback Kevin McLeod raced up the middle for a touchdown and a final margin of 43-14.

Penn State	3	13	27	0	—	43
Auburn	0	7	0	7	—	14

PSU - Conway 19 FG, 8:18, 1st
AU - Baker 25 pass fro Nix (Hawkins kick), 12:39, 2nd
PSU - Conway 22 FG, 9:14, 2nd
PSU - Conway 38 FG, 1:43, 2nd
PSU - Archie 8 pass from Richardson (Conway kick), 0:05, 2nd
PSU - Engram 9 pass from Richardson (Conway kick), 9:51, 3rd
PSU - Pitts 4 pass from Richardson (pass failed), 7:27, 3rd
PSU - Enis 1 run (Conway kick), 4:20, 3rd
PSU - Engram 20 pass from Richardson (Conway kick), 3:21, 3rd
AU - McLeod 12 run (Hawkins kick), 5:49, 4th

	PSU	AU
First Downs	22	19
Rushing Yards	266	220
Passing Yards	221	94
Passing (C-A-I)	14-29-1	8-33-2
Total Offense	487	314
Punts-Avg.	4-35.7	8-39.1
Fumbles/Lost	1/0	5/2
Penalty-Yards	6-35	5-39
Time of Possession	32:11	27:49

RUSHING: (PSU) Pitts 15-118, Milne 12-82, Archie 5-41, Enis 12-24, 1 TD, Sload 2-4, Eberly 1-(-1), McQueary 1-(-1), D.Ostrosky 1-(-1); (AU) Davis 12-119, Morrow 10-39, Craig 11-34, McLeod 2-20 1 TD, Beasley 2-9, Goodson 0-4, Nix 3-(-5).


PASSING: (PSU) Richardson 13-24-1-217 4 TD, McQueary 1-4-0-4, Archie 0-1-0-0; (AU) Nix 5-25-2-48 1 TD, Craig 3-8-0-46.

RECEIVING: (PSU) Engram 4-113 2 TD, Olsommer 2-21, Scott 2-17, Archie 2-14 1 TD, Jurevicius 1-43, Milne 1-5, Pitts 1-4 1 TD, Stephenson 1-4; (AU) Bailey 1-32, Baker 1-25 1 TD, Dillard 1-12, Hand 1-8, Goodson 1-8, Gosha 1-5, Fuller 1-4, McLeod 1-2.

Attendance: 65,313

Auburn Bowl History

1996 Independence Bowl



Army 29
Auburn 32

December 31, 1996
Independence Stadium
Shreveport, Louisiana

Army's J. Parker's 27-yard field goal attempt with 29 seconds remaining sailed wide right as Auburn held off a late Cadet charge to win the 1996 Independence Bowl, 32-29.

In winning its first bowl game in six years, Auburn utilized the talents of quarterback Dameyune Craig. Craig threw for an Independence and Auburn bowl record 370 yards while rushing for 75 more in earning Offensive MVP honors.

Craig led Auburn to the game's first 20 points, throwing touchdown strikes to Tyrone Goodson (30 yards) and Willie Gosha (seven yards) and setting up a pair of Jaret Holmes field goals.

Meanwhile, the Tiger defense held Army's option attack in check for most of the first half. The Cadets finally got on the scoreboard when Bobby Williams scored with 1:27 remaining in the first half to make it 20-7, Auburn.

Auburn built its lead to 32-7 in the third quarter on a 33-yard scramble by Craig and an 18-yard burst by Rusty Williams. Two-point attempts after both scores failed.

Army made a valiant comeback in the fourth quarter as Demetrius Perry and Bobby Williams both scored touchdowns to cut Auburn's lead to 32-21 with 5:52 left. Cadet quarterback Ronnie McAda then found Rod Richardson on a 30-yard catch-and-run for another touchdown with 1:27 remaining. Williams' two-point run made the score 32-29.

After recovering the ensuing on-side kick and moving the ball to Auburn's 10, Army tried the 27-yard field goal attempt by Parker on third down.

Army	0	7	0	22	—	29
Auburn	10	10	12	0	—	32

AU - Holmes 31 FG, 10:59, 1st
AU - Goodson 30 pass from Craig (Holmes kick), 5:20, 1st
AU - Gosha 7 pass from Craig (Holmes kick), 12:17, 2nd
AU - Holmes 49 FG, 3:15, 2nd
ARMY - B.Williams 3 run (Parker kick), 1:15, 2nd
AU - Craig 33 run (pass failed), 8:51, 3rd
AU - R.Williams 18 run (pass failed), 1:04, 3rd
ARMY - Perry 12 run (Parker kick), 12:44, 4th
ARMY - B.Williams 1 run (Parker kick), 5:52, 4th
ARMY - Richardson 30 pass from McAda (B.Williams run), 1:27, 4th

	ARMY	AU
First Downs	21	27
Rushing Att.-Yards	58-239	36-161
Passing Yards	148	370
Passing (C-A-I)	9-16-0	24-42-1
Total Offense	387	531
Punts-Avg	6-43.0	2-41.5
Fumbles/Lost	1/1	3/2
Penalty-Yards	3-20	5-47
3rd Down Conv.	4-of-13	7-of-16
Time of Possession	30:12	29:48


RUSHING: (ARMY) Perry 19-80 1 TD, B.Williams 11-79 2 TD, McAda 13-46, Brizic 9-33, Hewitt 5-21, Thomas 1-(-20); (AU) Craig 13-75 1 TD, R.Williams 12-72 1 TD, Beasley 8-5, McLeod 2-5, Cooper 1-4.

PASSING: (ARMY) McAda 9-16-0-148 1 TD; (AU) Craig 24-42-1-370 2 TD.

RECEIVING: (ARMY) B.Williams 3-74, Richardson 2-59 1 TD, Thomas 1-13, Brizic 1-6, Leshinski 1-5, Perry 1-(-9); (AU) Gosha 10-132 1 TD, Baker 5-103, Bailey 4-39, Goodson 2-78 1 TD, Cooper 2-15, McCoverly 1-3.

Attendance: 41,366

1998 Peach Bowl



Clemson 17
Auburn 21

January 2, 1998
Georgia Dome
Atlanta, Georgia

Auburn scored 15 fourth-quarter points to support a tenacious Tiger defensive effort in a 21-17 Peach Bowl win over Clemson.

Auburn trailed 17-6 entering the final stanza, but cut the lead to 17-12 on Dameyune Craig's 22-yard scramble early in the quarter.

Five minutes later, Rusty Williams put the Tigers ahead to stay, 18-17, with a seven-yard run. Jaret Holmes added a 22-yard field goal, his third of the day, with 4:11 left.

Auburn's defense dominated the game, holding Clemson under 100 yards in both rushing (60) and passing (86) and to just 146 yards total. Auburn held Clemson to just four first downs and had just one of 14 third-down attempts converted against it.

Holmes' career-long 52-yard field goal gave Auburn a 3-0 with 9:49 left in the first quarter. But Clemson took the lead midway through the second quarter after blocking a Holmes' punt. Chad Speck returned the block 18 yards for a touchdown and a 7-3 Clemson lead.

Auburn trimmed the lead to 7-6 with a 24-yard Holmes field goal before halftime, but another blocked punt set up another Clemson touchdown with 5:15 left in the third.

Clemson	0	7	10	0	—	17
Auburn	3	3	0	15	—	21

AU - Holmes 52 FG, 9:49, 1st
CU - Speck 18 blocked punt return (Richardson kick), 6:31, 2nd
AU - Holmes 24 FG, 4:15, 2nd
CU - Witherspoon 2 run (Richardson kick), 5:15, 3rd
CU - Richardson 48 FG, 1:48, 3rd
AU - Craig 22 run (pass failed), 13:29, 4th
AU - R.Williams 7 run (pass failed), 8:45, 4th
AU - Holmes 22 FG, 4:11, 4th

	CU	AU
First Downs	4	18
Rushing Att.-Yards	27-60	36-107
Passing Yards	86	259
Passing (C-A-I)	11-25-1	15-44-0
Total Offense	146	366
Punts-Avg	9-43.7	6-25.8
Fumbles/Lost	1/0	1/1
Penalty-Yards	5-59	7-63
3rd Down Conv.	1-of-14	5-of-18
Time of Possession	28:06	31:54

RUSHING: (CU) Priester 19-74, Austin 3-3, Witherspoon 1-2 1 TD, Greene 4-(-7); (AU) R.Williams 18-71 1 TD, Craig 9-25 1 TD, Carter 4-7, Beasley 5-4.


PASSING: (CU) Greene 11-25-1-86; (AU) Craig 15-44-0-259.

RECEIVING: (CU) Austin 3-32, Horne 2-10, Hall, 2-6, Wofford, 2-5, Gardner 1-27, Lawyer 1-6; (AU) Bailey 4-119, Goodson 4-65, Poor 4-43, R.Williams 1-33, Lowe 1-8, Beasley 1-(-9).

Attendance: 71,212

Auburn Bowl History

2001 Florida Citrus Bowl



Auburn 28
Michigan 31
 January 1, 2001
 Florida Citrus Bowl
 Orlando, Florida

The 20th-ranked Auburn Tigers made a late fourth quarter charge, but fell short, losing to 17th-ranked Michigan Wolverines, 31-28, in the Capital One Florida Citrus Bowl.

The Tigers utilized the arm of senior quarterback Ben Leard, who set two Auburn bowl records by throwing for 394 yards and three touchdowns. Answering a first quarter 31-yard Wolverine touchdown pass from Drew Henson to David Terrell, Leard threw his first touchdown to Ronney Daniels in the second quarter to tie the game at 7-7.

Auburn took the lead as Leard hit senior Clifton Robinson on a 20-yard touchdown with 11:04 before the half. But Henson connected on a four-yard pass to B.J. Askew to tie the game at 14-14. Michigan regained the lead on an 11-yard scamper from Anthony Thomas to end the first half at 21-14.

Michigan built its lead to 28-14 in the third quarter as Thomas, named the game's MVP, entered the endzone on a 25-yard burst, his longest of the day. Auburn junior running back Rudi Johnson crossed the goal line with 4:08 to go in the third, to bring Auburn within seven, 28-21. The Wolverines connected on a 41-yard field goal by Hayden Epstein to increase their lead to 31-21 to end the quarter.

Leard responded by connecting with freshman Deandre Green on a 21-yard pass in the endzone to trim Michigan's lead to three, 31-28, with 2:26 to go.

Duval's ensuing on-side kick was recovered by Michigan and the Wolverines ran out the clock to earn the 31-28 win.

Leard was named Auburn's offensive MVP while Javor Mills, who recorded six tackles and two sacks, was the Tigers' defensive MVP.

Auburn	0	14	7	7	—	28
Michigan	7	14	10	0	—	31


UM - Terrell 31 pass from Henson (Epstein kick), 6:27, 1st
 AU - Daniels 19 pass from Leard (Duval kick), 14:17, 2nd
 AU - C. Robinson 20 pass from Leard (Duval kick), 11:04, 2nd
 UM - Askew 4 pass from Henson (Epstein kick), 6:41, 2nd
 UM - Thomas 11 run (Epstein kick), 0:54, 2nd
 UM - Thomas 25 run (Epstein kick), 6:41, 3rd
 AU - Johnson 12 run (Duval kick), 4:08, 3rd
 UM - Epstein 41 field goal, 1:35, 3rd
 AU - Green 21 pass from Leard (Duval kick), 2:26, 4th

	AU	UM
First Downs	23	21
Rushing Att.-Yards	35-92	42-159
Passing Yards	394	294
Passing (C-A-I)	28-37-2	15-21-0
Total Offense	486	453
Punts-Avg.	3-42.7	4-43.5
Fumbles/Lost	2/1	2/1
Penalty-Yards	7-60	2-20
Time of Possession	30:03	29:57

RUSHING: (AU) Johnson 25-85 (TD), Evans 3-16, C. Robinson 1-4, Carter 2-(-2), Leard 4-(-11); (UM) Thomas 32-182 (2 TD), Bellamy 3-13, Cross 1-0, Henson 6-(-36).
PASSING: (AU) Leard 28-37-2, 394 (3 TD); (UM) Henson 15-20-0, 294 (2 TD), Thomas 0-1-0, 0.
RECEIVING: (AU) Daniels 7-98 (TD), Willis 5-69, Evans 4-51, Green 4-49 (TD), C. Robinson 3-70 (TD), Carter 3-42, Johnson 2-15; (UM) Terrell 4-136 (TD), Walker 4-100, Thomas 4-32, Askew 3-26 (TD).

Attendance: 66,928

2001 Chick-fil-A Peach Bowl



Auburn 10
North Carolina 16
 December 31, 2001
 Georgia Dome
 Atlanta, Georgia

A New Year's Eve invitation to the Chick-fil-A Peach Bowl pitted 7-4 Auburn against 7-5 North Carolina. In a defensive battle, North Carolina held off a late fourth quarter charge to beat Auburn, 16-10, in the Georgia Dome in

Atlanta.

In the first quarter, North Carolina recovered a fumble and returned it 18 yards to the Tiger 10-yard line. Two plays later, North Carolina tailback Willie Parker took the ball off right end for the UNC touchdown.

The only other score in the half came when the Tar Heels drove the ball 84 yards resulting in a field goal by kicker Jeff Reed.

North Carolina came out of halftime and added to their lead as Peach Bowl Offensive MVP QB Ronald Curry scrambled 62 yards for a touchdown putting UNC ahead 16-0.

The Auburn defense responded well, not allowing any more points for the rest of the game and treated football fans to a play that will be remembered in Auburn football history.

An errant Darian Durant pass was snatched out of the air by whip Karlos Dansby as he was falling out of bounds. Dansby then tossed the ball to linebacker Dontarrius Thomas to complete an amazing interception. The play was later nominated for the ESPY Awards' "Most Spectacular Play" of the year.

The Auburn offense, feeding off the momentum from the interception, moved the ball down the field. Jason Campbell connected with Casinious Moore on an 11-yard pass that set up Damon Duval's 34-yard field goal with 13:16 left in the game.

After recovering a muffed snap late in the fourth quarter, backup QB Daniel Cobb connected with tight end Lorenzo Diamond, who rumbled 12 yards for an Auburn touchdown, pulling the Tigers within six points.

North Carolina recovered the ensuing onside kick to hold on for the 16-10 win.

N. Carolina	7	3	6	0	—	16
Auburn	0	0	0	0	—	10

UNC - Parker 10 run (Reed kick), 9:34, 1st
 UNC - Reed 22 field goal, 0:55, 2nd
 UNC - Curry 62 run (Reed kick failed), 8:25, 3rd
 AU - Duval 34 field goal, 13:16, 4th
 AU - Diamond 12 pass from Cobb (Duval kick), 1:18, 4th


	UNC	AU
First Downs	12	12
Rushing Att.-Yards	40-174	32-31
Passing Yards	114	145
Passing (C-A-I)	13-21-1	18-28-2
Total Offense	288	186
Punts-Avg.	3-39.8	9-49.3
Fumbles/Lost	1/1	0/0
Penalty-Yards	9-73	4-26
3rd Down Conv.	4-of-15	2-of-13
Time of Possession	32:02	27:58

RUSHING: (UNC) Parker 19-131 (TD), Curry 10-67, Lewis 3-6, Williams 2-0, Team 3-(-5), Durant 2-(-12), Lafferty 1-(-13); (AU) Brown 6-28, Butler 8-22, Moore 5-21, Campbell 8-1, Johnson 1-0, Carter 1-(-7), Team 3-(-34).
PASSING: (UNC) Durant 7-14-1, 76; Curry 5-6-0, 25; Lafferty 1-1-0, 13; (AU) Campbell 12-18-1, 74; Cobb 6-10-1, 71 (TD).
RECEIVING: (UNC) Aiken 7-73, Parker 3-24, Davis 3-17; (AU) Daniels 3-21, Willis 3-17, Diamond 2-17 (TD), Moore 2-16, Walkins 2-16, Johnson 2-14, Carter 1-21, Ratliff 1-18, McIntyre 1-8, Brown 1-(-4).

Attendance: 71, 827

Auburn Bowl History

2003 Capital One Bowl



Auburn 13
Penn State 9

January 1, 2003
Florida Citrus Bowl
Orlando, Florida

On a warm and windy day in Orlando, the 19th-ranked Auburn Tigers knocked off 10th-ranked Penn State behind a stymieing defense and Capital One Bowl MVP Ronnie Brown's 184-yard, two-touchdown

performance. Penn State's Larry Johnson, who finished third in the Heisman Trophy balloting, was unable to get on track as Auburn's defense limited him to only 72 yards on 20 carries.

Auburn fumbled on its first possession giving Penn State the ball on the 15-yard line, but the Nittany Lions were forced to settle for a 21-yard Robbie Gould field goal.

The Auburn defense held the Nittany Lion offense the rest of the half, allowing only a 27-yard field goal by Gould.

After a sluggish first half, the Tigers came out in the third quarter with a run-dominated offensive scheme and Ronnie Brown punished the Penn State defenders to the tune of 119 second-half yards.

Auburn took its first possession of the second half and marched 74 yards, scoring on a one-yard Brown touchdown run, which put Auburn ahead, 7-6. The fast Tiger defense took control, allowing Penn State only 31 yards of offense in the third quarter.

Penn State replaced quarterback Zack Mills with Michael Robinson, who sparked the Nittany Lion offense to a fourth quarter field goal, putting Penn State up 9-7.

On Auburn's next possession, Damon Duval's punt was downed at the one-yard line pinning Penn State deep in its own territory.

After a short punt by Penn State, Auburn drove the ball inside the red zone, where Ronnie Brown bounced a run to the outside taking it 17 yards for the game winning touchdown.

Brown's 184 yards rushing were the most ever by an Auburn player in a bowl, and it was the most yards rushing by anyone in the 2003 bowl season. Dontarrius Thomas was named the game's defensive MVP after helping hold Penn State to just 268 yards.

Penn State	3	3	0	3	—	9
Auburn	0	0	7	6	—	13

PSU - Gould 21 field goal, 10:26, 1st
PSU - Gould 27 field goal, 1:44, 2nd
AU - Brown 1 run (Duval kick), 3:52, 3rd
PSU - Gould 31 field goal, 10:10, 4th
AU - Brown 17 run (pass failed), 2:19, 4th

	PSU	AU
First Downs	15	12
Rushing Att.-Yards	36-170	50-200
Passing Yards	98	78
Passing (C-A-I)	10-27-1	10-17-1
Total Offense	268	278
Punts-Avg.	5-38.2	4-48.2
Fumbles/Lost	2/1	3/1
Penalty-Yards	7-68	9-84
3rd Down Conv.	3-of-14	7-of-14
Time of Possession	27:49	32:11

RUSHING: (PSU) Johnson 20-72, Mills 9-56, M. Robinson 5-30, Smith 1-10, Jefferson 1-2; (AU) Brown 37-184 (2 TD), Smith 5-10, Campbell 8-6.

PASSING: (PSU) Mills 8-24-1, 67; M. Robinson 2-3-0, 31; (AU) Campbell 10-17-1, 78.

RECEIVING: (PSU) T. Johnson 2-54, Kranchick 2-15, L. Johnson 2-8, M. Robinson 2-7, McHugh 1-8, Williams 1-6; (AU) Aromashodu 2-18, R. Johnson 2-17, Diamond 1-11, Obomanu 1-11, Daniels 1-9, M. Willis 1-6, Smith 1-5, Brown 1-1.

Attendance: 66,334

2003 Gaylord Hotels Music City Bowl



Wisconsin 14
Auburn 28

December 31, 2003
The Coliseum
Nashville, Tennessee

With the combination of a stellar defensive performance that included six sacks and the leadership of MVP Jason Campbell, Auburn put together 14 fourth-quarter points en route to a 28-14 Music City Bowl win over Wisconsin.

After a scoreless first period, Wisconsin started the second quarter by driving to the Auburn seven-yard line where the Badgers had a first and goal, but Auburn's defense forced Wisconsin to settle for a 20-yard field goal for a 3-0 lead.

Auburn responded on the next drive as Ronnie Brown gained 43 yards on six carries culminating with a one-yard touchdown to give the Tigers a 7-3 lead. Wisconsin managed another field goal before the half to make the score 7-6 at the intermission.

Auburn struck first in the second half, going 80 yards on 16 plays and taking 7:16 off the clock. Carnell Williams finished the drive with a one-yard plunge up the middle for the touchdown.

In the fourth quarter, Jim Sorgi led Wisconsin on a 52-yard drive, capping it with a 12-yard pass to Lee Evans for a touchdown and a two-point conversion pass to tie the game at 14.

The Badgers seemed to have the momentum in their favor until Carlos Rogers deflected a pass that Will Herring intercepted on the Auburn 13-yard line. Two plays later, Campbell connected with Jeris McIntyre on third and eight for a 51-yard gain to the Wisconsin 34-yard line. It took Auburn just three more plays to put it in the end zone as

Brown scored for the second time from two yards out.

Auburn put an exclamation point on the game during the ensuing Wisconsin drive when Reggie Torbor and Karlos Dansby sandwiched Sorgi, causing a fumble. T.J. Jackson recovered it, and two plays later Auburn put the final points on the board with a one-yard run by Williams to make the score 28-14.

Campbell passed for 138 yards, rushed for 67 yards and engineered two fourth-quarter scoring drives. Auburn's defense held Wisconsin to 261 yards. Torbor collected 2.5 sacks and Dansby totaled a team-high 10 tackles including 1.5 sacks.

Wisconsin	0	6	0	8	—	14
Auburn	0	7	7	14	—	28

UW - Allen 20 field goal, 9:44, 2nd
AU - Brown 1 run (Vaughn kick), 4:37, 2nd
UW - Allen 35 field goal, 2:42, 2nd
AU - Williams 1 run (Vaughn kick), 1:32, 3rd
UW - Evans 12 pass from Sorgi (Daniels pass from Sorgi), 8:52, 4th
AU - Brown 2 run (Vaughn kick), 3:30, 4th
AU - Williams 1 run (Vaughn kick), 1:37, 4th

	UW	AU
First Downs	18	15
Rushing Att.-Yards	37-128	40-203
Passing Yards	203	157
Passing (C-A-I)	17-29-1	11-23-1
Total Offense	331	360
Punts-Avg.	4-38.5	8-45.2
Fumbles/Lost	0/0	0/0
Penalty-Yards	4-25	8-66
3rd Down Conv.	6-of-14	6-of-14
Time of Possession	31:00	29:00

RUSHING: (UW) Davis 17-77, Evans 3-19, Bernstein 1-2, Smith 4-1, Stocco 1-(-14), Sorgi 10-(-26); (AU) Williams 18-68 (2 TD), Campbell 9-67, Brown 13-62 (2 TD).


PASSING: (UW) Sorgi 13-22-1, 169 (TD); Stocco 4-7-0, 34; (AU) Campbell 10-22-1, 138; Williams 1-1-0, 19.

RECEIVING: (UW) Williams 6-57, Evans 4-51, Charles 3-48, Daniels 1-14, Bernstein 1-8, Smith 1-6; (AU) McIntyre 3-74, Daniels 3-40, Johnson 2-21, Taylor 1-13, Obomanu 1-6, Brown 1-3.

Attendance: 55,109

Auburn Bowl History

2005 NOKIA Sugar Bowl



Virginia Tech 13
Auburn 16
 January 3, 2005
 Louisiana Superdome
 New Orleans, Louisiana

Auburn completed a perfect season as the No. 3 Tigers held off a late Virginia Tech rally for a 16-13 victory in the NOKIA Sugar Bowl at the Louisiana Superdome. The win improved the Tigers' record to 13-0

and ensured the first 13-win season in school history.

Auburn, just the seventh team to go undefeated in league play since the Southeastern Conference went to divisional play in 1992, jumped out to a 16-0 lead in the first three quarters before the Hokies got on the board. Two late fourth-quarter scores allowed Virginia Tech back into the game, but an onside kick with two minutes left was recovered by the Tigers.

Jason Campbell, voted the NOKIA Sugar Bowl's Most Valuable Player, threw for 189 yards on 11-of-16 passing and one score. Campbell, who played his last game in an Auburn uniform, connected with Devin Aromashodu on a 5-yard touchdown pass late in the third quarter, giving the Tigers a 16-0 advantage.

The tandem of senior running backs Ronnie Brown and Carnell Williams rushed for 68 and 61 yards, respectively.

Placekicker John Vaughn connected on three field goals in the first half from 23, 19 and 24 yards to send the Tigers to a 9-0 lead entering halftime. The three field goals tied an Auburn record in a bowl game, last set by Jaret Holmes at the 1998 Peach Bowl.

After Campbell connected with Aromashodu for a 16-0

Virginia Tech	0	0	0	13	—	13
Auburn	6	3	7	0	—	16

AU - Vaughn 23 field goal, 8:44, 1st
 AU - Vaughn 19 field goal, 1:10, 1st
 AU - Vaughn 24 field goal, 1:50, 2nd
 AU - Aromashodu 5 pass from Campbell (Vaughn kick), 10:39, 3rd
 VT - Morgan 29 pass from Randall (Randall pass failed), 6:58, 4th
 VT - Morgan 80 pass from Randall (Pace kick), 2:01, 4th

	VT	AU
First Downs	19	14
Rushing Att.-Yards	22-76	43-110
Passing Yards	299	189
Passing (C-A-I)	21-38-2	11-16-1
Total Offense	375	299
Punts-Avg.	5-35.2	4-43.0
Fumbles/Lost	0/0	1/1
Penalty-Yards	7-57	4-35
3rd Down Conv.	3-of-12	6-of-15
Time of Possession	26:26	33:34

RUSHING: (VT) Randall 9-45, Imoh 6-16, Humes 6-10, Hamilton 1-5; (AU) Brown 14-68, C. Williams 19-61.

PASSING: (VT) Randall 21-38-2, 299 (2TD); (AU) J. Campbell 11-16-1, 189 (TD).


RECEIVING: (VT) Hyman 5-71, Morgan 3-126 (2 TD), Royal 3-37, King 3-12, Clowney 2-23, Mazzetta 1-20, Humes 1-10; (AU) Taylor 5-87, Mix 2-68, C. Williams 2-(6), Wallace 1-35, Aromashodu 1-5 (TD).

Attendance: 77,349

AU lead, Virginia Tech's Josh Morgan found the end zone twice -- the first on a 29-yard reception from Bryan Randall and the second on an 80-yarder with two minutes to play.

The win gave Auburn three straight bowl game victories, a first for the school since 1982-84. It also sent Auburn to its 15th straight victory dating back to the 2003 season, the program's longest since 1993-94 and second longest streak in school history. The 15 consecutive wins gave the Tigers national prominence as the third-longest in the nation at the end of the season, trailing only Southern California and Utah.

2006 Capital One Bowl



Wisconsin 24
Auburn 10
 January 2, 2006
 Citrus Bowl
 Orlando, Florida

Brian Calhoun rushed for 213 yards and one touchdown and John Stocco passed for 301 yards and two scores as Wisconsin defeated Auburn, 24-10, in the 2006 Capital One Bowl. The loss snapped Auburn's three-game bowl winning streak.

and ensured the first 13-win season in school history.

Wisconsin took a 17-0 lead into halftime, but the Tigers scored 10 straight points to pull within 17-10 early in the fourth quarter. Brandon Cox found Courtney Taylor for a 9-yard score at the 14:49 mark of the fourth to pull Auburn within seven.

However, Calhoun rushed for a 33-yard touchdown less than two minutes later, giving the Badgers the final 24-10 outcome.

Cox finished 15-of-33 for 137 yards and one touchdown, while Kenny Irons rushed for 88 yards -- giving him 1,293 on the season - the sixth-best single-season mark in Auburn history.

Ben Obomanu ended his Auburn career with five receptions for 62 yards. His senior counterpart, Anthony Mix, caught two passes for 11 yards, giving him 1,010 yards in his career.

Wisconsin opened the game's scoring when Stocco found Brandon Williams on a 30-yard reception at the 7:55 mark of the first quarter.

UW's Taylor Mehlhaff connected on his only field goal of the day, a 19-yarder, at the end of the first quarter, then watched as Stocco found

Owen Daniels for a 13-yard touch-

down pass in the second quarter. John Vaughn connected on a 19-yard field goal, his 12th of the season, in the third quarter to put Auburn on the board.

Defensively, David Irons led the Tigers with 11 tackles.

Senior Wayne Dickens posted his second multiple-sack game of the season, finishing with two, while Stanley McClover had one.

Wisconsin	10	7	0	7	—	24
Auburn	0	0	3	7	—	10

UW - B. Williams 30 pass from Stocco (Mehlhaff kick), 7:55, 1st
 UW - Mehlhaff 19 field goal, 0:21, 1st
 UW - Daniels 13 pass from Stocco (Mehlhaff kick), 7:19, 2nd
 AU - Vaughn 19 field goal, 11:54, 3rd
 AU - Taylor 9 pass from Cox (Vaughn kick), 14:49, 4th
 UW - Calhoun 33 run (Mehlhaff kick), 13:22, 4th

	UW	AU
First Downs	24	19
Rushing Att.-Yards	42-247	35-99
Passing Yards	301	137
Passing (C-A-I)	15-27-0	15-33-1
Total Offense	69-548	68-236
Punts-Avg.	3-45.3	6-45.7
Fumbles/Lost	2/1	1/1
Penalty-Yards	7-56	5-35
3rd Down Conv.	7-of-15	4-of-14
Time of Possession	31:48	29:12

RUSHING: (UW) Calhoun 20-213 (TD), B. Williams 4-35, Walker 2-9, Team 1-0, Stocco 5-(10); (AU) K. Irons 22-88, Lester 7-31, Obomanu 1-8, Cox 5-(28).


PASSING: (UW) Stocco 15-27-0, 301 (2TD); (AU) Cox 15-33-1, 137 (TD).

RECEIVING: (UW) B. Williams 6-173 (TD), Orr 4-74, Daniels 3-46 (TD), Calhoun 1-8, J. Walker 1-0; (AU) Obomanu 5-62, Aromashodu 2-16, Taylor 2-14 (TD), Mix 2-11, K. Irons 1-21, Lester 1-9, Wallace 1-4, Slaughter 1-0.

Attendance: 57,221

Auburn Bowl History

2007 AT&T Cotton Bowl Classic



Auburn 17
Nebraska 14
 January 1, 2007
 Cotton Bowl
 Dallas, Texas

John Vaughn's 42-yard field goal in the third quarter proved to be the game winner as Auburn took the 71st AT&T Cotton Bowl Classic with a 17-14 victory over Nebraska in Dallas.

Vaughn connected on his 20th field goal of the season at the 6:20 mark of the third quarter, the game's only points of the second half, to give Auburn its 11th win of the season for the fourth time in school history.

The Auburn defense was stout against Nebraska, limiting the Cornhuskers to just 230 yards of total offense, including 73 in the second half. Karibi Dede began the defense's dominance in the first half, intercepting a Zac Taylor pass and returning it 52 yards to the Nebraska 9-yard line.

Just two plays later, the Auburn offense punched it in the end zone when Brandon Cox found Carl Stewart for a 9-yard score with 56 seconds remaining in the first quarter, evening the score at 7.

Early in the second quarter, the Tigers recovered a fumble at the Cornhuskers' 14 on a failed fake punt attempt. Four plays later, Stewart scored his second TD on a 1-yard run.

After Vaughn's third quarter field goal, the Huskers managed to get in Auburn territory just twice. They punted from Auburn's 34 in the third quarter, and Taylor threw a fourth-down incompleteness from Auburn's 30 late in the fourth quarter.

The Tiger defense finished with two sacks and 11 tackles for loss, highlighted by Sen'Derrick Marks' 2.5. Will Herring finished with seven solo tackles, including two for loss, and was named the game's outstanding defensive player.

Cox finished the game 10-of-21 passing for 111 yards and one score. Of those 10 completions, six were to Courtney Taylor, who, on his fourth catch of the game, broke the Auburn school record for most receptions in a career. He finished with 153.

Kenny Irons paced the Tiger rushing game with 72 yards on 24 carries.

Nebraska started the game's scoring on a Nate Swift 13-yard touchdown reception from Taylor at the 7:37 mark of the first quarter.

With Auburn up 14-7 after Stewart's second quarter touchdown run, Brandon Jackson scored from 20 yards out to cap a 7-play, 72-yard drive that sent the teams into halftime tied at 14.

The win improved Auburn to 18-13-2 all-time in bowl games and 4-3 under head coach Tommy Tuberville.

Auburn	7	7	3	0	—	17
Nebraska	7	7	0	0	—	14

NU - Swift 13 pass from Taylor (Congdon kick), 7:37, 1st
 AU - Stewart 9 pass from Cox (Vaughn kick), 0:56, 1st
 AU - Stewart 1 run (Vaughn kick), 12:22, 2nd
 NU - Jackson 20 run (Congdon kick), 9:00, 2nd
 AU - Vaughn 42 field goal, 6:20, 3rd

	AU	NU
First Downs	12	17
Rushing Att.-Yards	35-67	38-104
Passing Yards	111	126
Passing (C-A-I)	10-21-0	14-27-1
Total Offense	56-178	65-230
Punts-Avg.	6-43.0	6-40.2
Fumbles/Lost	2/2	1/1
Penalty-Yards	6-45	4-45
3rd Down Conv.	4-of-12	5-of-14
Time of Possession	27:00	33:00


RUSHING: (AU) K. Irons 24-72, Tate 4-23, Taylor 1-3, Stewart 1-1 (TD), Cox 5-(-32); (NU) Lucky 25-88, Jackson 7-38 (TD), Nunn 1-(-2), Taylor 4-(-5), Todd 1-(-15).

PASSING: (AU) Cox 21-10-0, 111 (TD); (NU) Taylor 26-14-1, 126 (TD), Team 1-0-0, 0.

RECEIVING: (AU) Taylor 6-70, Rodriguez 1-18, McKenzie 1-12, Stewart 1-9 (TD), K. Irons 1-2; (NU) Lucky 6-67, Swift 3-44 (TD), Jackson 2-(-6), Purify 1-9, Nunn 1-8, Todd 1-4.

Attendance: 66,777

2007 Chick-fil-A Bowl



Clemson 20
Auburn 23 [OT]
 December 31, 2007
 Georgia Dome
 Atlanta, Georgia

Kodi Burns scored on a 7-yard run in overtime to lift No. 22 Auburn to a 23-20 victory over No. 15 Clemson in the Chick-fil-A Bowl, in the first overtime game in Auburn's bowl history.

Burns' score put the finishing touches on a performance that saw the

Tigers record season highs in plays and yards with a spread offense. Auburn ran 90 plays for 423 yards, including 47 rushes and a season-high 43 passes.

Auburn scored first in a low-scoring first half, following a three-and-out by Clemson on the opening possession with an 11-play, 58-yard drive that culminated in Wes Byrum's 36-yard field goal.

After managing just 52 yards of offense in the first quarter, Clemson's C.J. Spiller raced 83 yards down the left sideline to give Clemson a 7-3 lead.

Auburn took the opening kickoff in the second half and marched 78 yards on 10 plays as Burns hit Mario Fannin with a 22-yard pass to give Auburn a 10-7 lead.

Clemson finished an 11-play drive with a 22-yard field goal on the first play of the fourth quarter, knotting the score at 10-10.

After Cox was intercepted, Clemson quickly drove 32 yards for the go-ahead score when James Davis plunged in from a yard out with 11:24 remaining.

Auburn answered right back, again mixing Cox and Burns in the backfield successfully during an 11-play, 70-yard drive. Cox's 18-yard pass to Robert Dunn and a 15-yard rush by Burns set up Ben Tate for a 1-yard run that tied the score at 17-17 with 8:27 left.

In overtime, Clemson settled for a 25-yard field goal on its first possession.

On Auburn's overtime possession, Cox found Rod Smith for 12 yards on 3rd-and-13, then snuck ahead for 2 yards and the first down. Two plays later, Burns powered in for the score, sending the Auburn sideline into a frenzy.

Cox connected on 25-of-39 passes for 211 yards in his final game for Auburn.

The Auburn defense, led by defensive MVP Pat Sims, held Clemson to just 293 yards of offense and 12 first downs.

Clemson	0	7	0	10	3	—	20
Auburn	3	0	7	7	6	—	23

AU - Byrum 36 field goal, 4:16, 1st
 CU - C.J. Spiller 83 yd run (Mark Buchholz kick), 13:14, 2nd
 AU - Mario Fannin 22 yd pass from Kodi Burns (Wes Byrum kick), 11:33, 3rd
 CU - Mark Buchholz 22 yd field goal, 14:58, 4th
 CU - James Davis 1 yd run (Mark Buchholz kick), 11:24, 4th
 AU - Ben Tate 1 yd run (Wes Byrum kick), 8:27, 4th
 CU - Mark Buchholz 25 yd field goal, OT
 AU - Kodi Burns 7 yd run, OT

	CU	AU
First Downs	12	24
Rushing Att.-Yards	40-189	47-190
Passing Yards	104	233
Passing (C-A-I)	14-33-0	26-43-1
Total Offense	73-293	90-423
Punts-Avg.	8-43.1	8-38.6
Fumbles/Lost	1/0	0/0
Penalty-Yards	1-5	6-40
3rd Down Conv.	5-of-19	7-of-19
Time of Possession	29:14	30:46

RUSHING: (AU) Burns 13-69 (TD), Lester 14-57, Tate 14-54 (TD), Fannin 3-18, Cox 3-(-1); (CU) Spiller 8-112 (TD), Davis 23-72 (TD), Grisham 1-8, Harper 8-(-3)


PASSING: (AU) Cox 39-25-1, 211, Burns 4-1-0, 22 (TD); (CU) Harper 33-14-0, 104

RECEIVING: (AU) Fannin 5-53 (TD), Dunn 5-39, R. Smith 4-45, Lester 3-24, Tate 3-19, Bennett 2-16, Billings 1-13, Hawthorne 1-12, Rodriguez 1-8, Trott 1-4 (CU) Kelly 4-36, Taylor 3-32, Grisham 2-24, Harris 2-12, Spiller 2-(-5), Palmer 1-5.

Attendance: 74,413

Auburn Bowl History

2010 Outback Bowl



Northwestern 35
Auburn [OT] 38
 January 1, 2010
 Raymond James Stadium
 Tampa, Florida

Neiko Thorpe tackled Zeke Markshausen at the Auburn 2-yard line on a fake field goal attempt from the 5-yard line to preserve Auburn's 38-35 overtime victory over Northwestern after Wes Byrum's 21-yard field goal gave the Tigers the lead.

With the score tied 21-21, Ben Tate rushed for two touchdowns in the first eight minutes of the fourth quarter. The first came from 5 yards out with 10:10 left and the second was a 7-yard run that seemed to put the Tigers in control, 35-21 with 7:32 left.

Northwestern closed to 35-27 on a 2-yard Mike Kafka touchdown run with 3:20 remaining but the PAT was blocked by Antonio Coleman. With Auburn trying to run out the clock, Brad Phillips forced a Tate fumble at the Northwestern 31 with 3:11 to play. The Wildcats then drove 69 yards to score on a 18-yard touchdown pass from Kafka to Sidney Stewart with 1:15 to play and a tied the game on a successful two-point conversion.

Auburn's Demond Washington returned the ensuing kickoff to midfield before he fumbled, giving the ball back to the Wildcats with 1:03 to play. Northwestern then drove to the Auburn 26 where Demos missed a potential game-winning 44-yard field goal as time expired.

Auburn's defense picked off five Northwestern passes, with Walter McFadden and T'Sharvan Bell collecting two each and Thorpe one. McFadden's two interceptions came on Northwestern's first two drives and helped stake Auburn to an early 14-0 lead. His second interception was returned 100 yards for a touchdown.

Auburn took a 21-7 lead on a 46-yard Chris Todd pass to Quindarius Carr with 8:54 to go in the half. Northwestern drove the ball 90 yards from its own 6-yard line late in the half before Kafka threw his third interception, as Bell picked him off in the end zone with 29 seconds remaining.

Northwestern closed to within 21-14 on a 35-yard touchdown pass on another Kafka to Brewer hookup with 2:42 remaining in the third. On their next play from scrimmage, Drake Dunsmore scored on a 66-yard pass from Kafka to tie the score.

Darvin Adams was named the Outback Bowl MVP after grabbing an Outback Bowl record-tying 12 receptions for a career-high 142 yards.

Twenty-one Outback Bowl records were broken and 11 more tied during the game. The Wildcats' 115 total plays broke an NCAA record, as did the 98 plays for Kafka (78 passes, 20 rushes). The teams combined for Outback Bowl records of 73 points, 1046 yards of offense and 187 plays from scrimmage.

N'Western	7	0	14	14	0	—	35
Auburn	14	7	0	14	3	—	38

- AU - Burns 1 yd run (Byrum kick), 12:25, 1st
- AU - McFadden 100 yd interception return (Byrum kick), 4:37, 1st
- NU - Brewer 39 yd pass from Kafka (Demos kick), 2:04, 1st
- AU - Carr 46 yd pass from Todd (Byrum kick), 8:54, 2nd
- NU - Brewer 35 pass from Kafka (Demos kick), 2:42, 3rd
- NU - Dunsmore 66 yd pass from Kafka (Demos kick), 0:27, 3rd
- AU - Tate 5 yd run (Byrum kick), 10:10, 4th
- AU - Tate 7 yd run (Byrum kick), 7:32, 4th
- NU - Kafka 2 yd run (kick blocked), 3:20, 4th
- NU - Stewart 18 yd pass from Kafka (Mitchell pass from Brewer), 1:15, 4th
- AU - Byrum 21 yd field goal, OT

	NU	AU
First Downs	34	18
Rushing Att.-Yards	37-89	39-190
Passing Yards	532	235
Passing (C-A-I)	47-78-5	20-33-2
Total Offense	115-621	72-425
Punts-Avg.	5-31.6	6-42.2
Fumbles/Lost	0/0	3/2
Penalty-Yards	3-25	12-140
3rd Down Conv.	6-of-23	4-of-13
Time of Possession	34:11	25:49


RUSHING: (AU) - Tate 20-108 (2 TD); Zachery 1-50; McCaleb 6-18; Burns 5-16 (TD); Fannin 2-14; Todd 4-minus 15. **(NU)** - Schmidt 8-36; Kafka 2-30 (TD); A. Fields 3-8; Simmons 3-7; Markshausen 2-7; Concannon 1-1.

PASSING: (AU) - Todd 20-31-0-235 (TD); Burns 0-2-2-0. **(NU)** - Kafka 47-78-5-532 (4 TD).

RECEIVING: (AU) - Adams 12-142; Fannin 3-10; Zachery 2-11; Carr 1-46 (TD); Burns 1-23; Blake 1-3. **(NU)** - Markshausen 12-84; Stewart 10-97 (TD); Dunsmore 9-120 (TD); Brewer 8-133 (2 TD); Ebert 6-64; D. Fields 1-26; A. Fields 1-8.

Attendance: 49,383

2011 BCS National Championship



Oregon 19
Auburn 22
 January 10, 2011
 University of Phoenix Stadium
 Glendale, Arizona

Wes Byrum kicked the sixth and biggest game-winning field goal of his career on the last play of the game from 19 yards to give No. 1 Auburn a 22-19 victory over Oregon in the BCS National Championship Game. It was Auburn's second national title in history and ninth comeback win in 14 games during

the 2010 season.

After Oregon had tied the score at 19 with a touchdown and two point conversion with 2:33 to go, the biggest drive in Auburn history began at its own 25-yard line. After a 15-yard pass from Cam Newton to Emory Blake, Michael Dyer, who was named the Offensive Player of the Game after rushing for 143 yards on 22 carries, looked to be tackled after a short gain, but was never down while laying on top of an Oregon defender, and he bounced up to complete a 37-yard run to the Oregon 23.

After short gains by Dyer and Newton, Dyer followed with a 16-yard gain up the middle to the 1 with 10 seconds remaining. One play later, Byrum provided the final heroics.

Oregon scored on the second play of the second quarter on a 26-yard field goal by Rob Beard for the first points of the game. On Auburn's next possession, Newton threw a 35-yard touchdown pass to Kodi Burns for a 7-3 Auburn lead.

Oregon responded after taking over at the Duck 7 as Thomas threw an 81-yard pass on first down to Meahl, then found James on an 8-yard TD pass. A 2-point conversion run by kicker Rob Beard on a fake gave Oregon an 11-7 lead.

The Tigers then drove to the Oregon 1, but Newton's fourth-down pass to Eric Smith fell incomplete. On first down, Mike Blanc tackled James in the end zone for a safety to draw the Tigers to within 11-9 with 3:26 left in the half.

After Oregon kicked off following the safety, Auburn quickly covered 66 yards in six plays, capped by a Newton to Blake 30-yard touchdown pass to give the Tigers a 16-11 lead at the half.

On the opening drive of the second half, Wes Byrum kicked a 28-yard field goal to give Auburn a 19-11 lead.

Oregon then reached a first-and-goal on the Auburn 3, but the Tigers held the Ducks for four plays, capped by a stop on fourth and goal from the 1 as Mike McNeil and Nick Fairley hit Kenjon Barner just shy of the goal line. Fairley was named the Defensive Player of the Game after recording five tackles, including three for losses and one sack, while also forcing a fumble.

Auburn ran a season-high and BCS Championship Game record 85 plays. The Tigers outgained the Ducks 519 yards to 449 as Newton was 20-of-34 for 265 yards and two touchdowns. He also rushed for 64 yards on 22 carries.

Oregon	0	11	0	8	—	19
Auburn	0	16	3	3	—	22

- OU - Beard 26 yd field goal, 14:13, 2nd
- AU - Burns 35 yd pass from Newton (Byrum kick), 12:00, 2nd
- OU - James 8 yd pass from Thomas (Beard rush), 10:58, 2nd
- AU - Blanc safety, 3:26, 2nd
- AU - Blake 30 yd pass from Newton (Byrum kick), 1:47, 2nd
- AU - Byrum 28 yd field goal, 11:30, 3rd
- OU - James 8 yd pass from Thomas (Maehl pass from Thomas), 2:33, 4th
- AU - Byrum 19 yd field goal, 0:00, 4th

	OU	AU
First Downs	23	28
Rushing Att.-Yards	32-75	50-254
Passing Yards	374	265
Passing (C-A-I)	28-41-2	20-35-1
Total Offense	73-449	85-519
Punts-Avg.	5-36.8	6-40.4
Fumbles/Lost	1/0	2/1
Penalty-Yards	6-37	5-47
3rd Down Conv.	8-of-15	9-of-17
Time of Possession	27:03	32:57

RUSHING: (OU) - James 13-49; Barner 11-32; Thomas 8-(-6). **(AU)** - Dyer 22-143; Newton 22-64; McCaleb 6-47.

PASSING: (OU) - Thomas 27-40-2-363 (2TD); Rice 1-1-0-11. **(AU)** - Newton 20-34-1-265 (2TD); TEAM 0-1-0-0.

RECEIVING: (OU) - Maehl 9-133; Davis 6-60; James 4-39 (2TD); Tuinei 3-75; Paulson 3-48; Barner 2-8; Johnson 1-11. **(AU)** - Zachery 6-48; Adams 4-54; Blake 4-54 (TD); Lutzenkirchen 2-48; McCaleb 2-10; Burns 1-35 (TD); Fannin 1-16.

Attendance: 78,603

Auburn Bowl History

2011 Chick-fil-A Bowl



Virginia 24
Auburn 43

December 31, 2011
Georgia Dome
Atlanta, Georgia

Offensive MVP Onterio McCalebb rushed for a season-high 109 yards and had 180 all-purpose yards, Emory Blake caught six passes for a career-high tying 108 yards and Barrett Trotter came off the bench to throw for 175 yards and one touchdown to lead Auburn to a 43-24 victory over Virginia in the Chick-fil-A Bowl in the Georgia Dome

on Dec. 31.

Trotter completed 11-of-18 passes after he and Kiehl Frazier came in for injured starter Clint Moseley in the first quarter. Frazier had 16 carries for 55 yards and became the ninth Tiger to score two touchdowns in a bowl game. Tre Mason gained 64 yards on nine carries and had his first career rushing touchdown.

Auburn used a big second quarter as it scored 21 consecutive points to take control of the game, 28-14. After Virginia took a 14-7 lead, Auburn quickly answered as McCalebb ran it in from three yards out on third down to tie it 14-14 with 10:33 left in the half.

Then, Parkey successfully recovered his onside kick at the Auburn 41 as the Tigers went on to take the lead for good, 21-14, on Frazier's 1-yard third down rush with 8:44 left. Trotter completed a 50-yard pass to Blake to the Virginia 5. Auburn's 14 consecutive points came on 11 plays and 144 yards in 4:08.

On the ensuing possession, Chris Davis snuffed out a Virginia fake field goal after Eltoro Freeman broke up a Cavalier pass in the end zone the play before. Auburn scored a touchdown on its third-straight possession as Trotter completed a 29-yard touchdown pass to McCalebb with 59 seconds left in the half to give Auburn a 28-14 lead.

Virginia scored first, but walk-on Garrett Harper stepped up to help the

Tigers even the score on the next possession. Harper blocked the first punt of his career as Auburn took over on the Virginia 15. The Tigers tied it 7-7 as Frazier scored on a 3-yard touchdown run up the middle with 4:02 left in the opening quarter. McCalebb set it up with a 12-yard run the play before.

Mason scored his first career rushing touchdown to open the third quarter with a 22-yarder to put Auburn up 35-17 almost four minutes in.

Virginia scored with 6:20 left in the third, cutting the lead to 35-24, but the Cavaliers would come no closer.

Steven Clark pinned Virginia at its own 6-yard line and the Tigers defense held the Cavs to three and out as Gabe Wright made his first career sack at the 1-yard line. Then, Angelo Blackson blocked UVA's punt out of the end zone for a safety and a 37-24 lead with 1:57 remaining in the third. It's the first time Auburn had blocked two punts in the same game since 2003 vs. Louisiana-Monroe.

Quan Bray took the ensuing kickoff and returned it 57 yards to the Virginia 15. Parkey nailed a 45-yard field goal after a personal foul and false start penalty to make it 40-24 with 47 seconds to go in the third.

Parkey drilled his second field goal of the game, a 37-yarder, to give Auburn a 43-24 lead with 8:09 remaining.

Virginia	7	10	7	0	—	24
Auburn	7	21	12	3	—	43

VA - Burd 27 yd pass from Rocco (Randolph kick), 8:05, 1st
 AU - Frazier 3 yd run (Parkey kick), 4:02, 1st
 VA - Burd 6 yd pass from Rocco (Randolph kick), 12:59, 2nd
 AU - McCalebb 3 yd run (Parkey kick), 10:33, 2nd
 AU - Frazier 1 yd run (Parkey kick), 8:44, 2nd
 AU - McCalebb 25 yd pass from Trotter (Parkey kick), 0:59, 2nd
 VA - Randolph 24 yd field goal, 0:00, 2nd
 AU - Mason 22 yd run (Parkey kick), 11:09, 3rd
 VA - Parks 1 yd run (Randolph kick), 6:20, 3rd
 AU - TEAM Safety, 1:57, 3rd
 AU - Parkey 45 yd field goal, 0:47, 3rd
 AU - Parkey 37 yd field goal, 8:09, 4th

	VA	AU
First Downs	25	22
Rushing Att.-Yards	30-123	44-273
Passing Yards	312	181
Passing (C-A-I)	26-41-1	12-23-0
Total Offense	435	454
Punts-Avg.	1-39.0	3-49.0
Fumbles/Lost	1/1	2/0
Penalty-Yards	3-35	6-65
3rd Down Conv.	8-of-13	4-of-11
Time of Possession	28:40	31:20

RUSHING: (VA) - Parks 11-48 (TD); Richardson 6-33; Jones 8-32; Jennings 1-5; Millen 1-5; Hodges 1-3; Rocco 2-minus 3. **(AU)** - McCalebb 10-109 (TD); Mason 9-64 (TD); Frazier 16-55 (2TD); Trotter 5-32; Bray 1-16; Moseley 1-minus 1; TEAM 2-minus 2.

PASSING: (VA) - Rocco 26-41-1-312 (2TD). **(AU)** - Trotter 11-18-0-175 (TD); Moseley 1-4-0-6; Bray 0-1-0-0.

RECEIVING: (VA) - Jones 7-90; Burd 6-103 (2TD); Jennings 4-35; Keys 2-24; Millen 2-23; Phillips 2-7; Terrell 1-29; Snyder 1-5; Parks 1-minus 4. **(AU)** - Blake 6-108; Bray 3-12; McCalebb 2-53 (TD); Wisner 1-8.

Attendance: 72,919

2014 BCS National Championship



Auburn 31
Florida State 34

January 6, 2014
Rose Bowl
Pasadena, California

Auburn came with a blink of an eye of winning its second national championship in the last four years.

FSU stole a page out of Auburn's playbook for the dramatic finish when Kermit Whitfield returned a kickoff 100 yards with 4:31 for a brief lead, and then Jameis Winston threw a 2-yard touchdown pass to Kelvin Benjamin with 13 seconds remaining to send Florida State to a

34-31 victory in the BCS Championship Game on Monday night in the Rose Bowl. It prevented the biggest comeback story in college football history, though Auburn still finished with a remarkable season and a 12-2 record. The Tigers came within seconds of winning their second national title in the last four seasons.

Oh, Auburn tried to win with its usual heroics. Tre Mason broke Bo Jackson's single-season rushing record when he scored on a 37-yard run with 1:19 remaining to give Auburn a 31-27 lead. But Winston, the Heisman Trophy winner, drove the Seminoles in for the game-winner.

Auburn had beaten Georgia, Alabama, and Missouri to get this far, and won four games in the final minute, or second. But not this night. Florida State was the one with the heroics.

Auburn led 21-3, then found itself up 21-20 with 10:55 left in the game. Florida State took the lead in the fourth quarter, but Mason's TD run gave the Tigers a late lead.

Auburn found new pages in its playbook in the first half, throwing touchdown passes to Tre Mason and Melvin Ray for the first time in their careers as Marshall out-played the Heisman winner Winston in the first half.

Marshall completed passes to seven different receivers in the first half. But even with the passing, Auburn stuck with its familiar successful formula of letting Mason run. The tailback who went for 304 yards on 46 carries hit halftime Monday night with 96 yards on 18 carries.

Marshall hit the break having hit 7-of-13 passes for 113 yards and those two touchdowns. Winston was only 6-of-15 passing for 62 yards and no touchdowns, though he did set up FSU's only first-half touchdown with a nice scramble to the Auburn 3.

Auburn got two early sacks against him, then forced him to fumble to set up the Tigers' third touchdown.

Credit punter Steven Clark for setting up Auburn's first touchdown when he flipped the field when he kicked the ball dead at the Florida State 2. The Seminoles couldn't move it, and, after a Chris Davis punt return, the Tigers found themselves in great field position at the FSU 25. Six plays later, Marshall threw a 12-yard touchdown pass to Mason to make it 7-3 Auburn with 3:07 left in the first quarter.

Auburn scored on its next possession in a most surprising way when Marshall found Ray running alone down the middle of the field for a 50-yard touchdown pass and a 14-3 lead with 13:48 left in the second quarter.

Auburn kept hammering away at Winston, and, after a short run, recovered his fumble at the FSU 27. Marshall made it 21-3 when he ran around end on a 4-yard run with 5:01 left in the second quarter. Florida State got that touchdown back after successfully faking a punt, watching Winston run for 21 to the Auburn 3 and scoring on the next play on a Devonta Freeman run.

That made the halftime score 21-10.

RUSHING: (AU) - Mason 34-195 (TD); Marshall 16-45 (TD); Artis-Payne 1-1; Corey Grant 1-minus 3; Ricardo Louis 1-minus 6. **(FSU)** - Freeman 11-73 (TD); Winston 11-26; Williams 5-25; Wilder 3-21; Abram 1-3.

PASSING: (AU) - Marshall 14-27-1-217 (2 TD). **(FSU)** - Winston 20-35-0-237 (2 TD).

RECEIVING: (AU) - Coates 4-61; Bray 3-4; Louis 2-28; Uzomah 2-8; Ray 1-50 (TD); Mason 1-42 (TD); Davis 1-26. **(FSU)** - Green 9-147; Benjamin 4-54 (TD); Freeman 3-21; Shaw 2-4; Abram 1-11 (TD); Williams 1-0.

Attendance: 92,542

Auburn Bowl History

2015 Outback Bowl



Auburn 31
Wisconsin 34 [OT]
 January 1, 2015
 Raymond James Stadium
 Tampa, Florida

Auburn played it to the end, and then some, but it wasn't enough to beat Wisconsin and Melvin Gordon in the Outback Bowl on Thursday.

The Badgers won 34-31 in overtime when they made a field goal on their first possession, and Auburn missed a 45-yard try when it got the ball.

Gordon rushed for 251 yards and three touchdowns, though Auburn had the lead with eight seconds left in regulation. Wisconsin tied the game a second later on a field goal, and won it in the first overtime period.

The end of the game was like the rest of the game, a see-saw affair that featured big runs and good plays.

Auburn quarterback Nick Marshall picked one good play, and then another, in two drives near the end that gave the Tigers two leads. That's when Auburn found the proper balance between the run and the pass.

The Tigers answered two Wisconsin leads with decisive drives. Cameron Artis-Payne scored on a 2-yard run with 2:55 remaining. Before that, the Tigers had taken the lead a drive that saw Artis-Payne rip off a 21-yard run, Corey Grant run for 21, too, and Marshall throw a 21-yard touchdown pass to C.J. Uzomah.

Marshall came through after that, too.

He led the Tigers to the Wisconsin 7, and, on fourth down, his pass to Sammie Coates may have been a TD had it not been for pass interference. It didn't matter. Artis-Payne scored on the next play.

Auburn finished the season with a 8-5 record. Wisconsin finished at 11-3.

The Tigers led at the half, but Gordon carried four times for 55 yards, including the final 25, on the first series of the second half to tie Auburn at 14-all.

On fourth-and-1, Gordon broke loose for a 53-yard touchdown run to give Wisconsin a 21-17 lead with 20 seconds left in the third quarter.

But Auburn mixed it up on the Badgers from there, with Artis-Payne ripping off a 21-yard run, with Corey Grant doing the same, and with Marshall throwing a 21-yard touchdown pass to Uzomah for a 24-21 lead with 11:21 left in the fourth quarter.

Auburn regained the lead on a career-long 51-yard field goal by Daniel Carlson.

Wisconsin scored on its first series on a 7-yard pass from Joel Stave to Corey Clement, but the Tigers tied the game on a 2-yard touchdown run with 2:16 left in the first quarter, and went ahead on a Marshall 66-yard TD pass to Ricardo Louis.

Those plays, and interceptions by Trovon Reed and Jermaine Whitehead, had Auburn ahead 14-7 at the half.

The first half was more of the same for Marshall, who threw for a single-game school record of 456 yards against Alabama in the previous game, then threw for 131 more in the first half against Wisconsin.

Auburn hit halftime with those 131 yards passing and 46 yards rushing.

Auburn	7	7	3	14	0	—	31
Wisconsin	7	0	14	10	3	—	34

UW - Clement 7 yd pass from Stave (Gaglianone kick), 1st, 11:10
 AU - Artis-Payne 2 yd run (Carlson kick), 1st, 2:16
 AU - Louis 66 yd pass from Marshall (Carlson kick), 2nd, 8:01
 UW - Gordon 25 yd run (Gaglianone kick), 3rd, 12:09
 AU - Carlson 51 yd field goal, 3rd, 9:32
 UW - Gordon 53 yd run (Gaglianone kick), 3rd, :20
 AU - Uzomah 20 yd pass from Marshall, 4th, 11:21
 UW - Gordon 6 yd run (Gaglianone kick), 4th, 7:58
 AU - Artis-Payne 2 yd run (Carlson kick), 4th, 2:55
 UW - Gaglianone 29 yd field goal, 4th, :07
 UW - Gaglianone 25 yd field goal, OT, 15:00

	AU	UW
First Downs	21	31
Rushing Att.-Yards	43-219	54-400
Passing Yards	216	121
Passing (C-A-I)	16-23-0	14-27-3
Total Offense	66-435	81-521
Punts-Avg	4-45.8	3-26.3
Fumbles/Lost	0/0	0/0
Penalty-Yards	9-75	3-28
3rd Down Conv.	4-of-12	3-of-12
Time of Possession	26:56	33:04

RUSHING: (AU) - Artis-Payne 26-126 (2 TD), Louis 3-41, Grant 5-30, Marshall 7-18, Bray 1-5; (UW) - Gordon 34-251 (3 TD), Clement 15-105, Doe 2-39, Rushing 1-16.

PASSING: (AU) - Marshall 15-22-0-217 (2 TD); (UW) - Stave 14-27-3-121 (TD).

RECEIVING: (AU) - Bray 5-63, Coates 4-24, Davis 2-21, Louis 1-66 (TD), Uzomah 1-20 (TD), Artis-Payne 1-18, Ray 1-5, Marshall 1(-1); (UW) - Erickson 4-38, Arneson 2-33, Fumagalli 2-18, Clement 2-11 (TD), Gordon 2-2, Doe 1-10, Fredrick 1-9.

Attendance: 44,023

2015 Birmingham Bowl



Auburn 31
Memphis 10
 December 30, 2015
 Legion Field
 Birmingham, Alabama

Jeremy Johnson helped Auburn close its 2015 season in fine fashion when he came off the bench to lead the Tigers to a 31-10 victory over Memphis in the Birmingham Bowl.

Johnson threw the go-ahead touchdown pass in the third quarter, ran for another

score early in the fourth and brought life to what had been a hard-fought game. It was 10-10 on a rainy day before the dramatics began in front of a Birmingham Bowl-record crowd of 59,430 in venerable Legion Field.

Auburn running back Jovon Robinson was named the game's MVP after rushing for 126 yards. The Tigers' defense turned in an MVP performance, too, holding previously-potent Memphis to 205 total yards.

Johnson's play, coupled with an Auburn defense that allowed just three points and Peyton Barber crossing the 1,000-yard rushing barrier for the season, allowed the Tigers to finish the season with a 7-6 record. Memphis finished at 9-4.

Johnson, subbing for starter Sean White, threw an 11-yard touchdown pass to Jason Smith for the lead with 3:12 left in the third quarter. His 5-yard touchdown run on the first play of the fourth quarter made it 24-10.

Barber's running allowed Auburn to have at least one 1,000-yard rusher in seven straight seasons.

Auburn showed a little trickery early in the game before pounding away at Memphis in the second half.

A fake punt set up a 20-yard Daniel Carlson field goal for Auburn's first score and Kerryon Johnson scored on an 8-yard run out of the wildcat formation for a 10-0 first quarter lead. Carlson's field goal was a record-setter. It gave him 23 on the season, a single-season Auburn record. Johnson's TD run came with 1:58 left in the first quarter.

A Memphis field goal and a Reggie Ball 56-yard interception return tied things up in the second quarter. Blake Countess came through with another big play for Auburn, blocking a Jake Elliott field goal try with 5:55 left before halftime.

Auburn	10	0	7	14	0	—	31
Memphis	0	10	0	0	10	—	10

AU - Carlson 20 yd field goal, 1st, 8:35
 AU - K. Johnson 8 yd run (Carlson kick), 1st, 1:58
 UM - Elliott 53 yd field goal, 2nd, 10:03
 UM - Ball 53 yd int ret (Elliott kick), 2nd, 3:06
 AU - J. Smith 11 yd pass from J. Johnson (Carlson kick), 3rd, 3:12
 AU - J. Johnson 5 yd run (Carlson kick), 4th, 14:57
 AU - Robinson 4 yd run (Carlson kick), 4th, 12:57

	AU	UM
First Downs	23	13
Rushing Att.-Yards	56-252	31-99
Passing Yards	150	106
Passing (C-A-I)	10-16-3	16-37-1
Total Offense	72-402	68-205
Punts-Avg	3-39.7	6-47.2
Fumbles/Lost	0/0	1/0
Penalty-Yards	3-45	6-40
3rd Down Conv.	6-13	8-19
Time of Possession	34:17	25:43

RUSHING: (AU) - Robinson 27-126; Barber 12-41; Thomas 5-29; J. Johnson 3-26 (TD); K. Johnson 6-24 (TD); Smith 1-6; Louis 1-0; White 1-0; (UM) Dorceus 11-48; Cooper 4-26; Craft 5-12; Henderson 2-10; Frazier 3-6; Lynch 5-1; Cross 1-2

PASSING: (AU) - White 8-13-2-102; J. Johnson 1-1-0-11 (TD); Phillips 1-1-0-37; Smith 0-1-1-0; (MEM) Lynch 16-27-1-106

RECEIVING: (AU) - Ray 2-50; Stevens 2-25; M. Davis 2-7; K. Johnson 1-37; Louis 1-17; Smith 1-11 (TD), Barber 1-3; (UM) Frazier 4-47; Mayhue 4-26; Jones 3-16; Miller 3-10; Henderson 1-7; Cross 1-0

Attendance: 59,430

Auburn Bowl History

2017 Sugar Bowl



Auburn 19
Oklahoma 35
January 2, 2017
Mercedes-Benz Superdome
New Orleans, La.

Starting quarterback Sean White suffered a broken forearm on the first drive of the game and Oklahoma ran past the Tigers in the second half in a 35-19 victory in the Superdome.

Running back Kerryon Johnson threw a 1-yard touchdown pass to Jalen Harris on the last play of the game, but that was Auburn's first touchdown since the first series of the game.

It was the most points Auburn allowed this season, and not even a 103 rushing game by Auburn 1,000-yard rusher Kamryn Pettway could change that.

The Tigers had surprised the skeptics this year. Auburn, picked to finish sixth in the SEC West in a preseason poll, finished tied for the second-best record in the league, and qualified for the Sugar Bowl as the highest-ranked SEC team outside of the playoffs. Auburn, which won six straight games when most everybody was healthy, finished 8-5, struggling late in the season as the injuries mounted. Oklahoma won its 10th straight game to finish 11-2.

White's star-crossed career includes touchdowns and injuries in each of his two seasons. He missed games last year, and then the final two regular-season game this season as well.

Coach Gus Malzahn said White was finally fully healthy in the days leading up to the Sugar Bowl. But the Sugar Bowl injury, likely in the first quarter, sidelined White again.

White knows the feeling. He suffered a shoulder injury at midseason this season and played through it before missing the Alabama A&M and Alabama games after aggravating the injury against Georgia in the 10th game of the season.

Oklahoma quarterback Baker Mayfield, a Heisman Trophy finalist, simply kept playing, scrambling and throwing touchdown passes. He raised his season TD total to 40 against Auburn.

The first half was a game of starts and stops. There were 11 penalties in the first 20 minutes. Most of them were by Oklahoma. The Sooners cleaned that up in the second half.

Auburn's offense looked good early, mixing things up, moving the ball smartly and scoring on its first drive of the game. Chandler Cox darted in from the 3 to give Auburn a 7-0 lead with 9:04 left in the first quarter.

With White hurt, the Tigers turned to ol' reliable Daniel Carlson for their next two scores of the first half, a 49-yard field goal to put Auburn up 10-7 with 7:16 left in the second quarter, and a 39-yard field goal about 6 1/2 minutes later.

But Oklahoma hit halftime up 14-13 thanks to a 13-yard scoring pass from Baker Mayfield to Mark Andrews, then a 3-yard run by Joe Mixon. Oklahoma outscored Auburn 14-0 in the third quarter, on a Mayfield-to-Dede Westbrook 7-yard pass and a 4-yard run by Mixon. Then Samaje Perine scored on a 2-yard run to make it 35-13 with 12:40 left in the fourth quarter.

Oklahoma finished with 524 yards. Auburn had 339.

Auburn	7	6	0	6	—	19
Oklahoma	0	14	14	7	—	35

	AU	OU
First Downs	22	28
Rushing Att.-Yards	46-185	43-228
Passing Yards	154	296
Passing (C-A-I)	13-27-1	19-28-0
Total Offense	339	524
Punts-Avg.	5-49.2	3-45.7
Fumbles/Lost	0/0	2/0
Penalty-Yards	6-63	10-100
3rd Down Conv.	5-of-15	5-of-10
Time of Possession	26:42	33:18

RUSHING: (AU) - Pettway 24-101, K. Johnson 9-33, Franklin 5-16, White 3-15, J. Johnson 1-10, Stove 2-8, Cox 1-3 (TD), R. Davis 1-(-1), (OU) - Mixon 19-91 (2 TD), Perine 17-86 (TD), Mayfield 4-34, Westbrook 3-17.

PASSING: (AU) - White 4-10-0-35, J. Johnson 5-9-1-93, Franklin 37-0-0-25, K. Johnson 1-1-0-1 (TD), (OU) - Mayfield 19-28-0-296 (2 TD).

RECEIVING: (AU) - Stove 4-39, Stevens 2-21, Slayton 1-56, K. Davis 1-13, Craig-Myers 1-12, K. Johnson 1-5, Truitt 1-4, Hastings 1-3, Harris 1-1 (TD), (OU) - Westbrook 6-59 (TD), Mixon 5-89, Andrews 3-69 (TD), Lewis 2-40, Mead 2-27, Basquine 1-13.

Attendance: 54,077

2017 SENIORS

69

IKE POWELL



50

CHASERITTER



14

STEPHEN ROBERTS



19

NICK RUFFIN



58

JOSH SHOCKLEY



25

JASON SMITH



29

TYLER STOVALL



42

KEENAN SWEENEY



CELEBRATING
50 YEARS

6 CARLTON DAVIS

8 JARRETT STIDHAM

4 JEFF HOLLAND

30 TRE WILLIAMS



AUBURN



UCF