



# 2009 FOOTBALL AUBURN TIGERS

## 2009 SEASON REVIEW

### RESULTS & LEADERS

#### 2009 RESULTS (8-5, 3-5 SEC)

Date	Opponent	Score/Time
Sept. 5	LOUISIANA TECH [ESPNU]	W, 37-13
Sept. 12	MISSISSIPPI STATE [FSS]	W, 49-24
Sept. 19	WEST VIRGINIA [ESPN2]	W, 41-30
Sept. 26	BALL STATE [FSS]	W, 54-30
Oct. 3	at Tennessee [ESPN]	W, 26-22
Oct. 10	at Arkansas [ESPN]	L, 23-44
Oct. 17	KENTUCKY [ESPNU]	L, 14-21
Oct. 24	at #9/10/9 LSU [ESPN2]	L, 10-31
Oct. 31	#24/22/23 OLE MISS [SEC Net]	W, 33-20
Nov. 7	FURMAN (HC) [PPV]	W, 63-31
Nov. 14	at Georgia [ESPN2]	L, 24-31
Nov. 27	#2/3/3 ALABAMA [CBS]	L, 21-26
Jan. 1	vs. Northwestern [ESPN]	W, 38-35 (OT)

#### STATISTICAL LEADERS

Statistic	Leader
Rushing Att.	263, Ben Tate
Rushing Yards	1,362, Ben Tate
Rushing TD	10, Ben Tate
Passing Yards	2,612, Chris Todd
Completions	198, Chris Todd
Passing Att.	328, Chris Todd
Passing TD	22*, Chris Todd
Receptions	60*, Darvin Adams
Receiving Yards	997, Darvin Adams
Receiving TD	10, Darvin Adams
Kickoff Return Avg.	31.1*, Demond Washington
Punt Return Avg.	5.6, Demond Washington
Points Scored	99, Wes Byrum
Punting Avg.	40.8, Clinton Durst
Tackles	104, Josh Bynes
Tackles for Loss	16.5, Antonio Coleman
Sacks	10.0, Antonio Coleman
Pass Breakups	10, Walter McFadden
Interceptions	6, Walter McFadden

\* indicates school record

#### AUBURN HEADLINES

- ▶ Auburn finished the 2009 season with an 8-5 record and a victory in the Outback Bowl. It marked Auburn's 40th season with at least eight victories.
- ▶ Head coach Gene Chizik posted the second-most wins by a first-year head coach in school history, and became the first to lead his team to a bowl game.
- ▶ Auburn closed the season with a 38-35 overtime victory over Northwestern in the Outback Bowl, marking the Tigers' third straight bowl victory.
- ▶ Auburn's senior class ended their careers with a 33-18 record over the past four seasons and three bowl victories.
- ▶ Auburn set team single-season records in 2009 for points (433), yards of total offense (5,613), passing touchdowns (25) and plays (914).
- ▶ Auburn's offense finished the season ranked 13th nationally in rushing (212.0), 16th in total offense (431.7) and 17th in scoring offense (33.3).
- ▶ Auburn ranked fourth nationally in red zone offense at 95.0 percent (38-of-40), and led the SEC in touchdown percentage in the red zone with 29 TDs in 40 trips (72.5).
- ▶ Auburn had seven games with 200+ rushing yards in 2009, which is more than the two previous seasons combined.
- ▶ Auburn ran 67 plays that gained at least 20 yards this season, 18 of which went for at least 40 yards, and eight for at least 60 yards.
- ▶ Auburn had 29 scoring drives that used less than two minutes on the clock, including 26 that went for touchdowns. Thirteen of the drives took less than one minute, including 12 touchdown drives.
- ▶ Auburn scored points in 41 of 52 quarters this season (78.8 percent) and had at least one touchdown in 34 of the 52 quarters.
- ▶ Auburn ranked 17th nationally in opponent third-down percentage (32.8), and held five of its last nine opponents to 26 percent or less.
- ▶ Auburn scored six non-offensive touchdowns this season, including four on defense, and returned a blocked PAT for a two-point score as well.
- ▶ Auburn had 15 true freshman that played this season, which is tied for fifth most in the NCAA.
- ▶ Ben Tate rushed for 1,362 yards, which is the fourth-best single-season total in school history, and ranked third in the SEC and 22nd nationally averaging 104.8 yards per game.
- ▶ Chris Todd threw a school single-season record 22 touchdown passes this season, and his 2,612 passing yards ranks third in school history.
- ▶ Darvin Adams set a school single-season record with 60 receptions, and his 997 receiving yards and 10 receiving touchdowns rank third in school history.
- ▶ Antonio Coleman led the SEC with 16.5 tackles for loss and 10.0 sacks. His 24.5 career sacks ranks third in school history.
- ▶ Walter McFadden led the team with six interceptions, which tied for eighth most in the country, and his two returns for touchdowns tied for the national lead.
- ▶ Junior linebackers Josh Bynes and Craig Stevens led the team in tackles with 104 and 95, respectively, after combining for 107 in 2008.
- ▶ Demond Washington set a school single-season record for kickoff return average (31.1), and led the SEC and ranked sixth nationally in that category.
- ▶ Wes Byrum ranked tied for third nationally in field goal percentage (93.8) among kickers who attempted at least 10 field goals, making 15-of-16, and set the school single-season record for points by a kicker with 99.

# 2009 Auburn Football Game Notes

## AUBURN IN THE SEC/NCAA STATS

TEAM	SEC	NCAA
Red Zone Offense (95.0) .....	2nd	4th
Total Offense (431.8) .....	2nd	16th
Scoring Offense (33.3) .....	3rd	17th
Pass Efficiency (143.55) .....	3rd	22nd
Third-Down Conversions (40.1).....	3rd	57th
Rushing Offense (212.0).....	4th	13th
Opponent 3rd-Down Conv. (32.8).....	4th	17th
First Downs (20.5) .....	T4th	T44th
Kickoff Returns (23.7) .....	5th	27th
Sacks By (2.2).....	5th	T46th
Passing Offense (219.8) .....	5th	56th
Sacks Allowed (1.6).....	6th	45th
Net Punting (35.7).....	6th	64th
Tackles For Loss (5.9) .....	7th	50th
Pass Def. Efficiency (115.02) .....	8th	31st
Turnover Margin (0.8) .....	8th	T58th
Kickoff Return Defense (23.5).....	9th	97th
Pass Defense (218.0) .....	10th	57th
Rushing Defense (156.1) .....	10th	78th
Time Of Possession (28:04) .....	10th	T104th
Total Defense (374.1) .....	11th	68th
Penalties (65.2) .....	11th	103rd
Red Zone Defense (89.6) .....	11th	110th
Scoring Defense (27.5) .....	12th	79th
Opponent First Downs (20.6) .....	12th	T88th
Punt Returns (4.5).....	12th	113th

## INDIVIDUAL

	SEC	NCAA
D. Washington, Kickoff Returns (31.1).....	1st	6th
A. Coleman, Sacks (0.77) .....	1st	24th
A. Coleman, Tackles for Loss (1.27) .....	2nd	T28th
C. Todd, Passing Eff. (145.73) .....	3rd	18th
B. Tate, Rushing (104.8) .....	3rd	22nd
D. Adams, Receiving Yards (76.7).....	3rd	34th
W. McFadden, Interceptions (.77) .....	T3rd	T11th
D. Adams, Receptions (4.6) .....	4th	T73rd
W. Byrum, Scoring (7.6).....	6th	44th
J. Bynes, Tackles (8.0) .....	6th	T77th
C. Durst, Punting (40.8).....	7th	57th
B. Tate, All-Purpose Yards (123.5) .....	8th	55th
C. Todd, Total Offense (192.0) .....	8th	78th
W. Byrum, Field Goals (1.2) .....	T8th	T49th

## SEASON IN REVIEW

Auburn finished the 2009 season with an 8-5 overall record and a 3-5 mark in the Southeastern Conference, and won the 2010 Outback Bowl with a 38-35 overtime victory over Northwestern. It marked the ninth time in the last 10 years that Auburn finished with a winning record, and the 40th season in Auburn history with at least eight victories.

## SUCCESSFUL DEBUT SEASON FOR CHIZIK

With eight victories this season, Gene Chizik posted the second-most wins by a first-year head coach in Auburn history. The only coach with more wins in his first season leading the Tigers was Terry Bowden, who went 11-0 in 1993.

Chizik also became just the third coach in Auburn history to win his first five games as head coach. Bowden won his first 20 games from 1993-94, and Mike Donahue went 5-0 in 1904 before losing the 1905 season opener. Chizik, who helped Auburn improve by three victories this season, is also just the third SEC coach since the conference expanded in 1992 to win his first five games, joining Bowden and Houston Nutt, who won his first eight games at Arkansas.

Dating back to his days as Auburn's defensive coordinator, Chizik was a part of 20 consecutive victories as a member of the Auburn coaching staff. His first stint at Auburn ended following the Tigers' 13-0 2004 season, and Auburn also won its final two games in 2003. The 20 straight victories matches the longest winning streak by any Auburn head coach or assistant coach in school history.

## ANOTHER BOWL WIN

Auburn won its third straight bowl game and now owns a 20-13-2 record in its 35 bowl games. The Tigers' 20 bowl victories are 13th most of any school, and the Tigers' 35 bowl appearances is the 16th-best total.

The 38-35 overtime win over Northwestern marked Auburn's second consecutive bowl game to go into overtime, following a 23-20 victory over Clemson in the 2007 Chick-fil-A Bowl. The Tigers have also now won six of their last seven bowl games, with all six victories coming by four points or less, including each of the last three victories being settled by three points.

## RECORDS GALORE IN BOWL GAME

Auburn's victory over Northwestern in the Outback Bowl was a record-setting game for both teams. The two teams combined to break 22 Outback Bowl records (15 team, seven individual) and tie 10 more (four team, six individual). In addition, Northwestern set an NCAA record with 115 plays and Wildcat quarterback Mike Kafka's 98 plays were another NCAA record, while Walter McFadden tied the NCAA record with his 100-yard interception return. Five NCAA bowl game records were also set.

## SENIORS GO OUT ON A HIGH NOTE

The Outback Bowl victory marked the final game for Auburn's senior class. The Tigers' group of 14 seniors posted a 33-18 record over the past four seasons including three bowl victories.

The 2009 seniors include: DB Gabe Barrett, DE Antonio Coleman, H Clayton Crofoot, WR John Cubelic, P Clinton Durst, OL Stephen Gibbons, OT Andrew McCain, CB Walter McFadden, TE Gabe McKenzie, DL Jake Ricks, DB Airon Savage, RB Ben Tate, QB Chris Todd and TE Tommy Trott.

## DECADE OF DOMINANCE

Auburn excelled throughout the 10 seasons from 2000-09, posting a record of 88-39 (.693), while going to nine bowl games and posting a 6-3 record in those games. The Tigers won one Southeastern Conference title and won or shared five SEC Western Division crowns.

Auburn had the 14th-best winning percentage in the nation during the 10-year span, and ranked fourth among SEC teams. The Tigers went 52-28 in SEC games during the decade, which also ranked fourth best in the league.

Tiger players earned first-team All-American honors eight times during the past 10 seasons, and combined to earn 35 first-team All-SEC selections. Thirty-six Auburn players were selected during the past 10 NFL drafts.

## ALL-SEC HONORS

Five Auburn players were honored with All-Southeastern Conference honors for the 2009 season. Senior defensive end Antonio Coleman was named to the All-SEC first team by both the league's coaches and media, while senior running back Ben Tate, junior center Ryan Pugh and senior cornerback Walter McFadden were second-team selections by the media. McFadden was also a second-team pick by the SEC coaches, while junior offensive tackle Lee Ziemba was a second-team choice by the coaches and an honorable mention pick by the media. In addition, safety Daren Bates was named to the SEC All-Freshman Team.

## TIGERS HONOR THEIR OWN

Five Auburn players were honored as the Tigers held their inaugural Football Awards Banquet in December. Ben Tate was named the team Most Valuable Player and Offensive MVP, while Antonio Coleman and Craig Stevens shared Defensive MVP honors. Wes Byrum was named the Special Teams MVP.

In addition, Coleman and Chris Todd were named permanent team captains for the 2009 season.

# 2009 Auburn Football Game Notes

## OFFENSE SETS NEW RECORDS

The Auburn offense set numerous school records during the 2009 season. Among those records were most points in a season (433), most total yards of offense in a season (5613), most passing touchdowns in a season (25) and most plays in a season (914).

Auburn's 266 first downs was the second-best total in school history, and its average of 431.8 yards per game ranked fourth. The Tigers had the second-most number of pass completions (218), tied for the third most pass attempts (364) and had the fifth-most passing yards (2,857) and the seventh-most rushing yards (2,756).

## WHAT A DIFFERENCE A YEAR MAKES

Auburn finished the 2009 season with 5,613 yards of offense this year, which is nearly 2,000 more than the Tigers had in the 2008 season (3,635). The Tigers showed drastic improvement in every offensive category this season. Averages and NCAA rankings from major offensive categories are shown below:

	<b>2009</b>	<b>2008</b>
Scoring	33.3 (17th)	17.3 (T110th)
Total offense	431.7 (16th)	302.9 (104th)
Rushing offense	212.0 (13th)	137.5 (69th)
Passing offense	219.8 (56th)	165.4 (99th)
First downs	20.5 (T44th)	16.5 (102nd)
Red zone offense	95.0 (4th)	57.1 (119th)

## PUTTING UP POINTS

Auburn ranked 17th nationally in scoring offense at 33.3 points per game, and the Tigers' season total of 433 points is a new school record.

Perhaps even more impressively, it took Auburn just six games this season to score more points than it did in all 12 games last season. Auburn scored 208 points all of last year.

Auburn scored 40+ points in three straight games against Mississippi State, West Virginia and Ball State, marking the first time the Tigers have ever scored 40 or more points in three consecutive contests.

## RUNNING WILD

Auburn ranked 13th nationally in rushing offense, averaging 212.0 yards per game. The Tigers' final total of 2,756 yards is seventh most in school history.

The Tigers collected 301 yards rushing against Louisiana Tech in the season opener before running for 390 yards against Mississippi State the following week. The last time Auburn had back-to-back games with at least 300 yards rushing was in 1985, when Auburn had three straight games with more than 300 yards rushing (Ole Miss, 438; Florida State, 413; Georgia Tech, 377).

## 200+ GROUND GAMES

Auburn posted seven games with at least 200 yards rushing this season. That total surpasses the number of 200-yard rushing games that Auburn had in the two previous seasons combined. Auburn had four 200-yard rushing games in 2007, and just two in 2008. It is also the most 200-yard rushing games by Auburn since the 2002 team had eight.

## GOING FOR SIX IN THE RED ZONE

Auburn's offense was very efficient in the red zone, as the Tigers not only scored on 38 of 40 possessions in the red zone (95.0), which ranked fourth in the nation, but 29 of the 40 scores were touchdowns. Auburn's red zone TD percentage of 72.5 led the SEC. Seventeen of the touchdowns came on the ground and 12 through the air.

## THE LONG AND SHORT OF IT

Auburn's offense excelled at both striking quickly and putting together sustained drives. The Tigers had 29 scoring drives that used less than two minutes on the clock, including 26 that resulted in touchdowns. In 2008, Auburn had just 10 scoring drives that took less than two minutes, and only six of those ended with touchdowns.

In fact, Auburn had 13 scoring drives that took less than one minute, and 12 of those ended with touchdowns.

The Tigers also had 10 scoring drives of at least 10 plays this season, including four that took at least 13 plays. In 2008, Auburn only had two scoring drives all season that used at least 13 plays.

## BIG PLAYS

Auburn demonstrated a knack for making big plays this year, with 18 plays of more than 40 yards, including eight of at least 60. In 2008, Auburn had just five plays all year that covered more than 40 yards, and none that went for 60.

In addition, Auburn had 67 plays that gained at least 20 yards this season. Auburn had just 39 such plays all of last season.

## CONSISTENCY COUNTS

Auburn's offense was not only explosive, it was consistent. The Tigers scored points in 41 of 52 quarters this season (78.8 percent), and started the season by scoring in the first 20 quarters of the year. Auburn scored at least one touchdown in 34 of the 52 quarters played this year, including a streak of 14 in a row at one point. The Tigers scored just 25 TDs total in all of 2008.

## AUBURN IN 2009 BY THE NUMBERS

<b>CATEGORY</b>	<b>2009</b>
Record.....	8-5
SEC .....	3-5
West .....	2-3
East.....	1-2
Non-Conference .....	5-0
Home .....	6-2
Away .....	1-3
Neutral .....	1-0
Day .....	3-2
Night (6 p.m. or later) .....	5-3
TV Games .....	7-5
CBS.....	0-1
ESPN .....	2-1
ESPN2 .....	1-2
ESPNU.....	1-1
FSN.....	2-0
SEC Network .....	1-0
Scoring First.....	5-3
Opponent Scoring First .....	3-2
Leading at Half .....	7-2
Trailing at Half .....	1-2
Tied at Half .....	0-1
Leading after Third.....	6-2
Trailing after Third.....	1-2
Tied after Third.....	1-1
Overtime Games.....	1-0
Scoring fewer than 20 pts. ....	0-2
Scoring 20+ points .....	8-3
Scoring 30+ points .....	7-0
Allowing fewer than 20 pts.....	1-0
Allowing 20+ points .....	7-5
Allowing 30+ points .....	4-3
Rushing for less than 100 yds.....	0-0
Rushing for 100+ yds.....	8-5
Rushing for 200+ yds.....	5-2
Passing for 200+ yds. ....	7-1
Passing for 300+ yds. ....	3-0
Totaling less than 300 yds.....	0-1
300+ yds. of total offense .....	8-4
400+ yds. of total offense .....	8-0
Allowing less than 100 yds. rushing.....	3-1
Allowing less than 300 yds. total off. ....	4-1
Allowing 300+ yds. total offense .....	4-4
Having 100-yd. rusher .....	5-2
Opp. have 100-yd. rusher.....	2-2
No turnovers .....	2-0
Fewer than 3 turnovers .....	7-3
3 or more turnovers .....	1-2
No takeaways.....	0-3
Fewer than 3 takeaways .....	5-5
3 or more takeaways .....	3-0
More than 30:00 of possession .....	3-1
Less than 30:00 of possession .....	5-4

# 2009 Auburn Football Game Notes

## SEC SUCCESS

Auburn has won 31 of its last 48 Southeastern Conference games and 32 of its last 49 games against SEC schools, including the 2004 SEC Championship game victory over Tennessee. Auburn's success against conference schools dates back beyond 2004, as since the start of the 2000 season, the Tigers have the fourth best record among the 12 league schools in regular season conference games. The following are the combined conference records of the 12 SEC schools from 2000-09.

	W-L	Pct.
Florida	61-19	.763
Georgia	55-25	.688
LSU	55-25	.688
<b>Auburn</b>	<b>52-28</b>	<b>.650</b>
Tennessee	51-29	.638
Alabama	46-34	.575
Arkansas	37-43	.463
South Carolina	37-43	.463
Ole Miss	33-47	.413
Kentucky	20-60	.250
Mississippi State	20-60	.250
Vanderbilt	13-67	.163

## TIGERS SINCE 2000

Since the start of the 2000 season, Auburn has one of the best records in all of the Football Bowl Subdivision. The Tigers' record of 88-39 (.693) ranks 14th among all 120 programs. The list of the top 20 programs since 2000 in terms of winning percentage follows:

	W-L	Pct.
1. Boise State	112-17	.868
2. Texas	110-19	.853
3. Oklahoma	110-24	.821
4. Ohio State	102-25	.803
5. USC	102-26	.797
6. Florida	100-30	.769
7. TCU	95-29	.766
8. LSU	99-31	.762
9. Georgia	98-31	.760
10. Virginia Tech	99-32	.756
11. Miami (Fla.)	91-33	.734
12. Utah	86-36	.705
13. Oregon	87-38	.696
<b>14. Auburn</b>	<b>88-39</b>	<b>.693</b>
15. West Virginia	86-39	.688
16. Boston College	88-40	.688
17. Louisville	82-41	.667
18. Wisconsin	86-43	.667
19. Florida State	85-43	.664
Texas Tech	85-43	.664

## TERRIFIC TATE

Running back Ben Tate had a stellar senior season, ranking third in the SEC and 22nd nationally averaging 104.8 yards rushing per game. With 1,362 yards rushing, Tate posted the fourth-best single-season rushing total in Auburn history. He had seven 100-yard rushing games this season, which is the most by an Auburn player since Kenny Irons had eight in 2005. He averaged 115.5 yards per game against SEC opponents, with five 100-yard rushing games.

Tate, who was named to the All-SEC second team by the league's media, also added 20 catches for 105 yards and five kick returns for 139 yards (27.8 yards per return). His average of 123.5 all-purpose yards per game ranked 55th nationally.

Tate, who was named a semifinalist for the Doak Walker Award, ranks fifth in Auburn history with 3,321 career rushing yards.

## TODD'S TURNAROUND

Senior quarterback Chris Todd showed drastic improvement this season after offseason shoulder surgery. He threw a school single-season record 22 touchdown passes, topping the mark of 20 previously shared by Jason Campbell (2004) and Pat Sullivan (1971). He threw for 2,612 yards, which is third most in a season in school history, and his 198 completions also ranked third.

He established a career high in passing yards three times this year, including a season-best 287 yards against Ball State. He also threw for what was then a career-best four scores against West Virginia, before tying the school record with five the next week against Ball State. Daniel Cobb is the only other Auburn player to throw for five scores in a game, doing it in an overtime game against Louisiana Tech in 2001.

Todd is the first Auburn quarterback in history to throw at least four touchdown passes in consecutive games, and his nine TD passes in a two-week span were two more than Auburn had as a team during the entire 2008 season.

Todd set a school record for completion percentage in a game against Furman, connecting on 17-of-18 attempts (94.4 percent) for 256 yards and four TDs, all in the first half. He completed his first 14 passes in the game.

Todd's 22 touchdown passes tied for 24th most in the NCAA. He ranked 18th nationally in passing efficiency (145.73).

Year	Cmp-Att-Int	Pct.	Yds	TD	Eff.
2008	86-156-6	55.1	903	5	106.64
2009	198-328-6	60.4	2612	22	145.73

## ADAMS AMAZES

Sophomore Darvin Adams emerged as Auburn's top threat in the passing game, finishing the season with a school-record 60 receptions. He just missed recording Auburn's third all-time 1,000-yard receiving season, finishing with 997 yards. His 10 touchdown receptions were third best in school history and second most in the SEC this year.

Adams was named MVP of the Outback Bowl after posting career highs of 12 catches for 142 yards. His 12 receptions tied the Outback Bowl record and are the second most ever in a single game by an Auburn receiver. He had four 100-yard receiving games this season, including three of his last four games. In his last four games of the season, Adams averaged 7.0 receptions for 121.2 yards per game with four touchdowns.

## FROM A TO Z

In addition to Adams, junior Terrell Zachery had a breakout season. Zachery had 26 grabs for 477 yards (18.3 ypc) and five touchdowns, while also carrying the ball nine times for 214 yards (23.8 ypc) and a touchdown. Zachery averaged 52.2 yards on his six TDs this year, including a school-record 93-yard reception.

The duo of Adams and Zachery entered this season with a combined five catches for 42 yards during the course of their careers, but had 86 catches for 1,474 yards and 15 scores this season.

## O-LINE PAVES THE WAY

Much of Auburn's offensive success can be attributed to the Tigers' offensive linemen. Tackles Andrew McCain and Lee Ziemba, guards Mike Berry and Byron Isom and center Ryan Pugh have a combined 122 starts under their belts. They not only helped Auburn rank among the national leaders in scoring offense, total offense and rushing, but allowed just 21 quarterback sacks this season, which is 45th nationally.

Following the regular season, Ziemba was named Second Team All-SEC by the league's coaches and was an honorable mention pick by the media, while Pugh was picked for the All-SEC second team by the media.

## FIRST DOWN FLURRY

Auburn tied for 44th nationally in first downs per game, averaging 20.5. The Tigers had at least 20 first downs in six games this year, including 30 against Furman, 29 against Mississippi State and 27 against Louisiana Tech. In 2008, Auburn only reached 20 first downs in a game twice all year, with a high of 26 against UT Martin. Auburn had not had as many as 27 first downs in a game since collecting 28 at Arkansas in 2005, and the last time Auburn had at least 30 first downs was in the 2004 SEC Championship game against Tennessee.

# 2009 Auburn Football Game Notes

## BUSINESS AS UNUSUAL FOR MALZAHN

Auburn's gaudy offensive numbers are nothing new to first-year offensive coordinator Gus Malzahn. His Tulsa teams led the nation in total offense in both 2007 (543.9 yards) and 2008 (569.9). His 2008 Tulsa team also led the country in third-down conversions (57.0 pct.) and yards per play (7.27). Two of the three previous college squads that he coached finished in the top 10 in the nation in rushing, as the 2008 Tulsa team ranked fifth (268.0 yards) and his 2006 Arkansas squad was fourth (228.5).

In the last three seasons, his teams have reached at least 400 yards of offense in 33 of 41 games (80.5 percent).

## BYRUM ON TARGET

Junior Wes Byrum excelled during his junior season, connecting on 15-of-16 field goals and all 54 extra point attempts. Among kickers who attempted at least 10 field goals this year, Byrum's percentage of .938 ranked tied for third nationally. Byrum scored 99 points this season, which is fourth best in school history and the most ever by an Auburn kicker in a single season.

Byrum, who is fourth in school history with 43 career made field goals, will enter his senior season just 72 points shy of the school's all-time career scoring record of 312. He made a career-high four field goals in a 26-22 win at Tennessee, earning SEC Special Teams Player of the Week honors. He also made his third career game-winning field goal during Auburn's Outback Bowl victory with a 19-yarder in overtime.

## WASHINGTON EMERGES AS RETURNER

Auburn junior Demond Washington set an Auburn single-season record, led the SEC and ranked sixth nationally in kickoff return average, averaging 31.1 yards per return. Washington had just three kickoff returns during Auburn's first 10 games, but had 13 returns for 412 yards (31.7 ypr) in the final three contests to cement his place in school history.

Washington set a school single-game record for kickoff return yards Nov. 14 against Georgia with 202 yards (on five returns) and 229 total return yards, which included 27 punt return yards. He had a 99-yard kickoff return for a touchdown in the fourth quarter, which was the sixth-longest in school history.

Washington's 202 kickoff return yards and 229 return yards were both the fourth most in SEC single-game history, and his 40.4 kickoff return average is second best in SEC history for a single game (min. 4 returns) behind Kerry Goode of Alabama's 49.3 average versus Boston College in 1984.

## DEFENSE HOLDS TOUGH

Auburn's offense stole most of the headlines this season, but the defensive unit performed admirably despite a rash of injuries.

The Tigers managed despite missing a combined 78 games by projected starters or second-stringers S Mike McNeil, CB Aairon Savage, LB Spencer Pybus and DE Nosa Eguae (13 games each), DL Zach Clayton (seven games), LB Adams Herring (five games), S Zac Etheridge and DB D'Antoine Hood (four games each), and DE Antoine Carter and LB Eltoro Freeman (three games each).

In addition, DT Sen'Derrick Marks and CB Jerraud Powers left school after their junior years to enter the NFL.

## THIRD DOWN D GETS STRONGER

Auburn's defense excelled this season on third-down plays, ranking 17th in the nation in opponent third down conversions (32.8 percent). Auburn held its opponents to 26 percent or less on third down conversions in five of its last nine games, including a season-low 8.3 percent (1-of-12) by Furman Nov. 7 and 20 percent (3-of-15) by Ole Miss the previous Saturday. Furman was 0-for-7 against the Tigers starters in the first half, and the Rebels were 0-for-6 on third downs in the second half.

Auburn also allowed just seven points or less in the first half in six of its last nine games.

## McFADDEN'S McPICKS

Senior Walter McFadden led the team with six interceptions in 2009, which tied for eighth most in the country, and his 16 passes defended (six interceptions, 10 pass break-ups) was third best in the SEC. The six picks by McFadden, who was named a second-team All-SEC selection by the league's media and coaches, tied for the most by an Auburn player in a single season since Junior Rosegreen had six in 2004.

McFadden tied for the national lead and tied the school single-season record with two interception returns for scores, taking one back 29 yards Oct. 31 against Ole Miss and another a school record 100 yards in the Outback Bowl against Northwestern. His 154 interception return yards this season were third most in a single season by an Auburn player behind Chris Shelling (169 yards, 1993) and David Langner (156 yards, 1972).

McFadden returned three interceptions for scores during his career, tying the Auburn career record, and has two of the six longest returns in school history, having had a 93-yarder against Tennessee Tech in 2007.

He ranks No. 3 all-time at Auburn in interception return yardage with 265 yards, trailing only David Langer (287) and Brian Robinson (271).

## SEC STANDINGS

### Eastern Division

	SEC		Overall	
	W	L	W	L
Florida	8	0	13	1
Georgia	4	4	8	5
Tennessee	4	4	7	6
Kentucky	3	5	7	6
South Carolina	3	5	7	6
Vanderbilt	0	8	2	10

### Western Division

	SEC		Overall	
	W	L	W	L
Alabama	8	0	14	0
LSU	5	3	9	4
Ole Miss	4	4	9	4
Auburn	3	5	8	5
Arkansas	3	5	8	5
Mississippi State	3	5	5	7

## SEC BOWL SCHEDULE

### Sunday, Dec. 27

GAYLOR HOTELS MUSIC CITY BOWL  
Clemson 21, Kentucky 13

### Monday, Dec. 28

PETROSUN INDEPENDENCE BOWL  
Georgia 44, Texas A&M 20

### Thursday, Dec. 31

CHICK-FIL-A BOWL  
Virginia Tech 37, Tennessee 14

### Friday, Jan. 1

OUTBACK BOWL  
Auburn 38, Northwestern 35 (OT)

### CAPITAL ONE BOWL

Penn State 19, LSU 17

### ALLSTATE SUGAR BOWL

Florida 51, Cincinnati 24

### Saturday, Jan. 2

AT&T COTTON BOWL CLASSIC  
Ole Miss 21, Oklahoma State 7

### PAPAJOHNS.COM BOWL

Connecticut 20, South Carolina 7

### AUTOZONE LIBERTY BOWL

Arkansas 20, East Carolina 17 (OT)

### Monday, Jan. 7

BCS CHAMPIONSHIP GAME  
Alabama 37, Texas 21

# 2009 Auburn Football Game Notes

## BEST WINNING PCT. AWAY FROM HOME SINCE 2003

(Includes road and neutral site games)

Rank	School	W-L	Pct.
1.	USC	41-8	.837
2.	Texas	39-8	.830
3.	Boise State	37-9	.804
4.	Georgia	34-12	.739
5.	LSU	31-11	.738
6.	Ohio State	29-11	.725
7.	Florida	32-14	.696
	TCU	32-14	.696
9.	West Virginia	28-15	.651
10.	Virginia Tech	29-17	.630
11.	Navy	32-19	.627
12.	Boston College	28-17	.622
13.	<b>Auburn</b>	<b>23-14</b>	<b>.622</b>
14.	Oklahoma	26-17	.605
15.	Florida State	27-19	.587

## TIGER TODDLERS

Auburn played more true freshmen than all but four FBS schools this season, and started more than all but seven. Through games played Nov. 28, the following are lists of the FBS schools that played the most true freshmen and had the most true freshmen start:

### TRUE FRESHMEN WHO HAVE PLAYED

1.	Air Force	20
2.	Texas A&M	18
	Tulane	18
4.	Florida International	17
5.	<b>Auburn</b>	<b>15</b>
6.	Arkansas	13
	Miami (OH)	13
	North Carolina	13
9.	Seven tied with	12

### TRUE FRESHMEN WHO HAVE STARTED

1.	Texas A&M	11
2.	Tulane	9
3.	Eastern Michigan	8
4.	Miami (OH)	7
	Wyoming	7
6.	Florida International	6
	Houston	6
8.	<b>Auburn</b>	<b>5</b>
	Ball State	5
	Kent State	5
	Louisiana Tech	5
	Mississippi State	5
	Rice	5
	UAB	5

### COLEMAN DOMINATES DEFENSIVELY

Antonio Coleman, who was named First Team All-SEC following the season by the league's media and coaches, leads the SEC with 16.5 tackles for loss and 10.0 sacks. Coleman also had 49 total tackles, an interception which he returned for a touchdown against Mississippi State, a blocked kick, a forced fumble and a fumble recovery. He ranks third in Auburn history with 24.5 career sacks, 3.5 ahead of his defensive line coach, Tracy Rocker.

Coleman came on strong during the last seven games after a hand injury healed, totaling 30 tackles, 11.5 tackles for loss (-57 yards), 7.5 sacks (-48), a blocked kick and a forced fumble. He was twice named the SEC Defensive Lineman of the Week this season, following his performances against Mississippi State and Ole Miss.

### JUNIOR LINEBACKERS LEAD TACKLERS

A pair of experienced junior linebackers stepped up to lead Auburn defensively this season. Josh Bynes led the team and ranked sixth in the SEC with 104 tackles, while Craig Stevens was 11th with 95. Bynes' 104 tackles are the most in a season by an Auburn player since Dontarrius Thomas had 122 in 2001. Last year Stevens had 54 tackles all season, and Bynes had 53. Both players also recorded interceptions, while Stevens was second on the team with 8.0 tackles for loss and Bynes recorded a safety against Ball State. Both players recorded double-digit tackles in three games this season.

### NON-OFFENSIVE SCORES

Auburn scored its sixth non-offensive touchdown of the season during the Outback Bowl, and also had a blocked PAT return for two points this season. The Tigers returned four interceptions, a kickoff and a blocked field goal for scores, in addition to the blocked PAT return.

Opponent	Player	Score
Mississippi St.	Antonio Coleman	20-yd INT
West Virginia	Craig Stevens	15-yd INT
Kentucky	Neiko Thorpe	69-yd Blk FG
Ole Miss	Walter McFadden	29-yd INT
Ole Miss	Demond Washington	Blk PAT
Georgia	Demond Washington	99-yd KOR
Northwestern	Walter McFadden	100-yd INT

### COMEBACK KIDS

Auburn had to come from behind in five of its eight victories, including a fourth-quarter comeback to defeat West Virginia Sept. 19. The Tigers trailed Louisiana Tech, 7-3, late in the first quarter before pulling away for a 37-13 victory. Auburn fell behind Mississippi State, 17-14, late in the second quarter before storming back for a 49-24 victory.

Against the Mountaineers, Auburn trailed 14-0 less than five minutes in, and 21-10 at the end of the first quarter. West Virginia still led 30-27 entering the fourth quarter before

Auburn ended the game on a 14-0 run.

The Tigers trailed Ball State 7-0 in the first quarter before scoring the game's next 30 points, and trailed Ole Miss 7-0 before scoring 31 unanswered points.

### YOUNG GUNS GET FIRST ACTION

A whopping 34 Auburn players played in their first career games as Tigers this season. The list of first-timers included: DB Gabe Barrett, DB Daren Bates, DB T'Sharvan Bell, WR DeAngelo Benton, WR Emory Blake, OL Jorell Bostrom, LB Watson Downs, LB Jonathan Evans, DL Nick Fairley, LB Eltoro Freeman, DE Dee Ford, LB Harris Gaston, OL Stephen Gibbons, WR Anthony Gulley, DS Josh Harris, DE Robert Hill, RB Davis Hooper, DL Chris Humphries, DL Joe Jones, TE Philip Lutzenkirchen, DL Derrick Lykes, RB Oterio McCalebb, DB Ikeem Means, OL Andrew Parmer, DB Woody Parramore, DB Blake Poole, LB Ashton Richardson, OL Darrell Roseman, WR Travante Stallworth, OL John Sullen, DL Jamar Travis, DB Demond Washington, WR Jay Wisner and TE Bailey Woods.

In addition, 15 players made their first career starts: WR Darvin Adams, DB Daren Bates, WR Emory Blake, OL Bart Eddins, DL Nick Fairley, LB Eltoro Freeman, LB Adam Herring, TE Philip Lutzenkirchen, OT Andrew McCain, RB Oterio McCalebb, DL Jake Ricks, RB Eric Smith, OL John Sullen, DB Demond Washington and WR Terrell Zachery.

### FRESH FACES

Auburn had 20 freshmen (15 true, five red-shirt) play this season. Five true freshmen earned starts this season, including safety Daren Bates, who started all 13 games. Running back Oterio McCalebb started twice and wideout Emory Blake, linebacker Jonathan Evans and offensive guard John Sullen started one game each. The 15 true freshmen that played include: Bates, Blake, Evans, McCalebb, Sullen, WR DeAngelo Benton, DE Dee Ford, LB Harris Gaston, WR Anthony Gulley, DL Joe Jones, TE Philip Lutzenkirchen, DB Ikeem Means, DB Blake Poole, WR Travante Stallworth and DL Jamar Travis.

### IRON MEN

Of Auburn's 13 seniors, eight saw time in at least 30 games during their careers, including seven with at least 40 games under their belt. Tommy Trott led the group, having played in 52 career games, including 50 of a possible 51 over the past four seasons. Gabe McKenzie was the only player who played in all 51 games since 2006. Antonio Coleman was next with 50 career games played, followed by Walter McFadden (49 games), Ben Tate (47), Jake Ricks (44) and Andrew McCain (40).

# 2009 Auburn Football Game Notes

## STARTS STREAK

Junior Lee Ziemba has the longest starting streak on the Auburn squad, having started all 38 games over the past three seasons. Only two other players have starting streaks that date back to the 2007 season. Junior Ryan Pugh has started 28 straight contests, while junior Craig Stevens has 26 straight starts under his belt.

Senior Walter McFadden leaves with the fourth-longest streak, having started every game since the start of the 2008 season (25 straight).

## 30+ POINTS EQUALS VICTORY

Auburn has won 56 consecutive games when scoring 30 or more points. The last time the Tigers lost when registering at least 30 points was a 56-49, four overtime loss to Georgia in 1996. In its history, Auburn is now 276-4 all-time when scoring at least 30 points.

## WHEN SCORING 20+ POINTS

In the last 10 seasons, Auburn is 79-11 (.878) when scoring 20 or more points in a game. Dating back to the start of the 1993 season, Auburn is 122-18-1 (.869) when scoring 20 or more points in a game.

## A NIGHT OF FIRSTS

Auburn established several firsts during its game against Mississippi State Sept. 12. To begin, Ben Tate and Onterio McCalebb both went over 100 yards rushing for the second straight game, marking the first time in school history that the Tigers have had two 100-yard rushers in back-to-back games.

McCalebb established another first by becoming the first Tiger freshman ever to rush for 100 or more yards in each of the first two games of the season. He had 148 in the opener against Louisiana Tech and 114 against MSU.

Finally, Darvin Adams had 116 yards receiving, marking the first time in school history that Auburn had two 100-yard rushers and a 100-yard receiver in the same game. It nearly marked the second straight game that Auburn accomplished that feat, as Terrell Zachery had 104 yards receiving at one point during the season opener, but lost 6 yards on his final reception and finished with 98 yards receiving for the game.

## RECORD-BREAKING PLAY

Chris Todd and Terrell Zachery teamed up to make school history during Auburn's season-opening win against Louisiana Tech, connecting on a 93-yard touchdown pass. The play was the longest play from scrimmage in school history, surpassing a 92-yard rush by Ralph O'Gwynne vs. Loyola on Nov. 21, 1936. The longest pass play in school history had been an 87-yard pass from Jason Campbell to Silas Daniels on Oct. 9, 2004, also against Louisiana Tech.

## GETTING OFFENSIVE

Auburn started the season with back-to-back games of more than 500 yards, totaling 556 yards in the season opener against Louisiana Tech and 589 yards in the SEC opener against Mississippi State. It marked the first time Auburn had back-to-back games with at least 500 yards of offense since 1970, when the Tigers had 566 yards against Florida and 664 against Mississippi State.

Auburn also totaled 400 yards Sept. 19 against West Virginia, 560 yards Sept. 26 against Ball State and 459 yards Oct. 3 at Tennessee. It marked the first time Auburn had five straight games with at least 400 yards of offense since games 6-10 of the 1994 season.

## TOP SEC OPENER TOTAL

Auburn's total of 589 yards of offense against Mississippi State was a school record for the most yards ever in an SEC opener. The previous record was 527 yards in the 1995 season opener against Ole Miss. Auburn's 589 yards were tied for 11th most in any game in school history and tied for fourth most in an SEC game, and the most since the Tigers also had 589 yards at Kentucky in 2005.

## TIGER GRADS

Auburn began the season with eight graduates on its roster, which was tied for fifth most among all FBS schools.

The Tiger graduates included: WR Montez Billings (Public Administration), DE Antonio Coleman (Criminology), CB Walter McFadden (Public Administration), TE Gabe McKenzie (Criminology), DB Aairon Savage (Exercise Science), RB Ben Tate (Criminology), QB Chris Todd (Business Finance) and TE Tommy Trott (Public Administration).

Six more Tigers graduated at the conclusion of the fall semester prior to the Tigers' bowl game against Northwestern: H Clayton Crofoot, WR John Cubelic, S Zac Etheridge, WR Tim Hawthorne, OL Darrell Roseman and LB Craig Stevens.

Listed are the top 10 FBS programs in the nation in terms of number of players who had completed their bachelor's degrees prior to the start of the 2009 season.

1. Alabama .....12
2. Boston College .....10
- Virginia Tech .....10
4. Penn State.....9
5. **Auburn** .....8
- Miami (Fla.).....8
- East Carolina .....8
- Notre Dame .....8
- Texas Tech .....8
- UNLV .....8

# 2009 RECORDS SET

## SINGLE SEASON RECORDS

### TEAM

<u>New record</u>	<u>Old record</u>
Points (433)	424 (1995)
Total Yards (5,613)	5,469 (2004)
Passing TDs (25)*	25 (2004)
Plays (914)	911 (1984)

### INDIVIDUAL

<u>New record</u>	<u>Old record</u>
Passing TDs (22 - Todd)	20 (Campbell/Sullivan)
Receptoins (60 - Adams)	58 (Gosha/Sanders)
Pts - Kicker (99 - Byrum)	94 (Vaughn, 2006)
FG pct. (.938 - Byrum)	.867 (Hawkins, 1995)
PATs made (54 - Byrum)	51 (Vaughn, 2004)
PATs att. (54 - Byrum)	52 (Vaughn, 2004)
PAT pct (1.000 - Byrum)*	1.000 (many times)
KO ret avg (31.1 - Washington)	28.3 (Langner, 1972)
INT TD ret (2 - McFadden)*	2 (2x)

## SINGLE GAME RECORDS

### TEAM

<u>New record</u>	<u>Old record</u>
TD passes (5 vs. BSU)*	5 (2x)
Comp pct (.900 vs. Furman)	.857 (vs. Wofford, 1952)

### INDIVIDUAL

<u>New record</u>	<u>Old record</u>
TD passes (5 - Todd vs. BSU)*	5 (Cobb vs. La Tech, 2001)
Comp pct (.944 - Todd vs. Furman)	.923 (Campbell vs. WKU, 2003)

## LONGEST PLAYS

### OFFENSIVE PLAY

<u>New record</u>	<u>Old record</u>
93 yd pass (Todd to Zachery vs. La Tech)	92 yd run (O'Gwynnevs. Loyola, 1936)

### INTERCEPTION RETURN

<u>New record</u>	<u>Old record</u>
100 yds (McFadden vs. Northwestern)	98 (Liptak vs. Georgia, 1947)

\* indicates tied record

# 2009 Auburn Honors and Awards

---

## DARVIN ADAMS

- ▶ Outback Bowl MVP
- ▶ Phil Steele Midseason All-SEC First Team
- ▶ College Football Performance Awards Honorable Mention Wide Receiver of the Week (Nov. 8)
- ▶ College Football Performance Awards Honorable Mention Wide Receiver of the Week (Nov. 29)

## DAREN BATES

- ▶ College Football News Freshman All-America Third Team
- ▶ Coaches' All-SEC Freshman Team

## WES BYRUM

- ▶ Auburn Special Teams MVP
- ▶ Lou Groza Award Semifinalist
- ▶ College Football Performance Awards Honorable Mention Placekicker of the Week (Sept. 7)
- ▶ SEC Special Teams Player of the Week (Oct. 5)
- ▶ Lou Groza Award Star of the Week (Oct. 5)
- ▶ Phil Steele Midseason All-SEC Third Team

## ANTONIO COLEMAN

- ▶ *Sporting News* All-SEC First Team
- ▶ Associated Press All-SEC First Team
- ▶ Coaches' All-SEC First Team
- ▶ ESPN.com All-SEC
- ▶ Auburn Co-Defensive MVP
- ▶ Auburn Team Captain
- ▶ SEC Defensive Lineman of the Week (Nov. 2)
- ▶ SEC Defensive Lineman of the Week (Sept. 14)
- ▶ Lowe's Senior CLASS Award Watch List
- ▶ Rotary Lombardi Award Watch List
- ▶ Ted Hendricks Award Watch List
- ▶ Chuck Bednarik Award Watch List
- ▶ Bronko Nagurski Award Watch List
- ▶ Phil Steele Midseason All-SEC First Team
- ▶ Phil Steele Midseason All-America Third Team
- ▶ *Lindy's* Preseason All-America Second Team
- ▶ *Athlon Sports* Preseason All-America Second Team
- ▶ Phil Steele Preseason All-America Third Team
- ▶ *Lindy's* Preseason All-SEC First Team
- ▶ *Athlon Sports* Preseason All-SEC First Team
- ▶ *Sports Illustrated* Preseason All-SEC Second Team
- ▶ Phil Steele Preseason All-SEC First Team
- ▶ Coaches' Preseason All-SEC Second Team
- ▶ Associated Press Preseason All-SEC First Team
- ▶ College Football Performance Awards Honorable Mention Defensive Lineman of the Week (Nov. 1)

## CLINTON DURST

- ▶ *Sports Illustrated* Preseason All-SEC Second Team
- ▶ Phil Steele Preseason All-SEC First Team
- ▶ Associated Press Preseason All-SEC Second Team
- ▶ Phil Steele Midseason All-SEC Third Team

## GUS MALZAHN

- ▶ Rivals.com National Coordinator of the Week (Sept. 14)

## ONTERIO McCALEBB

- ▶ SEC Freshman of the Week (Sept. 7)
- ▶ SEC Freshman of the Week (Oct. 5)

## WALTER McFADDEN

- ▶ *Pro Football Weekly* All-America Team Honorable Mention
- ▶ Associated Press All-SEC Second Team
- ▶ Coaches' All-SEC Second Team
- ▶ SEC Defensive Player of the Week (Nov. 2)

## RYAN PUGH

- ▶ Associated Press All-SEC Second Team
- ▶ *Lindy's* Preseason All-SEC First Team
- ▶ Phil Steele Midseason All-SEC Third Team

## CRAIG STEVENS

- ▶ Auburn Co-Defensive MVP
- ▶ SEC Defensive Player of the Week (Sept. 21)
- ▶ Phil Steele Midseason All-SEC Third Team

## BEN TATE

- ▶ Auburn Most Valuable Player
- ▶ Auburn Offensive MVP
- ▶ Associated Press All-SEC Second Team
- ▶ Doak Walker Award Semifinalist
- ▶ Maxwell Award Watch List
- ▶ College Football Performance Awards Honorable Mention Running Back of the Week (Oct. 11)
- ▶ Phil Steele Midseason All-SEC Second Team
- ▶ *Athlon Sports* Preseason All-SEC Third Team
- ▶ Phil Steele Preseason All-SEC Second Team
- ▶ Coaches' Preseason All-SEC Third Team

## NEIKO THORPE

- ▶ Phil Steele Midseason All-SEC Third Team

## CHRIS TODD

- ▶ Auburn Team Captain
- ▶ Maxwell Award Watch List
- ▶ Manning Award Watch List
- ▶ College Football Performance Awards Honorable Mention Quarterback of the Week (Sept. 27)
- ▶ College Football Performance Awards Honorable Mention Quarterback of the Week (Nov. 8)

## TOMMY TROTT

- ▶ John Mackey Award Watch List

## DEMOND WASHINGTON

- ▶ College Football Performance Awards National Kickoff Returner of the Week (Nov. 15)
- ▶ SEC Special Teams Player of the Week (Nov. 16)

## LEE ZIEMBA

- ▶ Coaches' All-SEC Second Team
- ▶ Associated Press All-SEC Honorable Mention
- ▶ Phil Steele Midseason All-SEC Second Team
- ▶ *Lindy's* Preseason All-SEC Second Team
- ▶ *Athlon Sports* Preseason All-SEC Second Team
- ▶ *Sports Illustrated* Preseason All-SEC Second Team
- ▶ Coaches' Preseason All-SEC Second Team
- ▶ Associated Press Preseason All-SEC Second Team



# 2009 Auburn Football Game Recaps

<b>GAME</b> <b>1</b>	<b>LOUISIANA TECH</b>	<b>13</b>
	<b>AUBURN</b>	<b>37</b>
September 5, 2009		
Jordan-Hare Stadium (81,143) • Auburn, Ala.		

Carrying a three-point lead into the locker room at halftime, the Auburn offense erupted for 24 second-half points en route to a 37-13 season-opening win over Louisiana Tech under the lights at Jordan-Hare Stadium. The win was also the first for Gene Chizik as Auburn's head coach.

The Tigers put up a balanced 556 yards of total offense in the victory with 301 rushing yards and 255 passing yards. Starting quarterback Chris Todd hit his target on 17-of-26 attempts for two touchdowns and no interceptions.

The highlight of the night for Todd came early in the second half following an interception by freshman Daren Bates. Auburn took over possession at its own 2-yard-line and on third down, Todd found Terrell Zachery down the right sideline for a 93-yard touchdown pass. The play is the longest from scrimmage in Auburn history.

Junior kicker Wes Byrum got the scoring started for Auburn in the first quarter, hitting a 25-yard field goal on the Tigers' first possession.

Louisiana Tech took its only lead of the game at the 5:00 mark of the first quarter as Dennis Morris caught a 19-yard pass from Ross Jenkins. Auburn retaliated on its next possession as Kodi Burns scored the team's first touchdown of the season on a 1-yard run.

With 23 seconds remaining in the first half, Louisiana Tech looked poised to take a 10-10 tie into the locker room following a 20-yard field goal by Matt Nelson, but Auburn marched back down the field, gaining 29 yards on three plays, to set up the 49-yard field goal by Byrum with no time left on the clock for the 13-10 lead.

The Tigers' momentum continued to roll as the third quarter started, beginning with the record-setting touchdown from Todd to Zachery at the 10:59 mark. Byrum connected on his final field goal of the game at the 4:28 mark of the period to give Auburn a 23-10 lead. Tech would follow up on its next possession with a field goal of its own by Nelson, cutting the lead to 23-13.

The Auburn defense kept the Bulldogs scoreless in the fourth quarter, capping off a half in which it gave up only 102 yards of total offense.

With 12:45 left in the game, Todd connected with sophomore Darvin Adams for his first career touchdown on a 17-yard pass. True freshman Onterio McCalebb followed with 5:27 remaining in the game with his first career touchdown as well, scoring on a 3-yard run.

McCalebb finished the game with a game-high 148 yards of rushing, becoming the first Auburn true freshman to run for more than 100 yards in a season opener since Bo Jackson accomplished the feat with 123 yards against Wake Forest in 1982.

McCalebb was not the only 100-yard rusher on the team as senior Ben Tate racked up 118 of his own, marking the first time since 2007 against New Mexico State for Auburn to have two 100-yard rushers. Tate also hit another milestone in the game as he became the 13th Auburn player ever to amass 2,000 career rushing yards. He finished the game with a total of 2,076, ranking him 12th all-time at Auburn.

Zachery led the Auburn receiving corps with 98 yards, followed by Mario Fannin with 82 and Adams with 65.

On the defensive end, Zac Etheridge, Craig Stevens and Josh Byner finished with eight tackles each to lead the Tigers. Senior Antonio Coleman finished with seven tackles and a sack, giving him 15.5 on his career and a tie for 10th all-time at Auburn in the category.

With the win, Auburn holds an 11-0-1 record all-time against Louisiana Tech and is 90-25-2 in season-opening games.

SCORING SUMMARY			
Louisiana Tech	.....7	3	3 0 — 13
Auburn	.....10	3	10 14 — 37
AU - Byrum 25 yd field goal, 9:24, 1st LT - Morris 19 yd pass from Jenkins (Nelson kick), 5:00, 1st AU - Burns 1 yd run (Byrum kick), 1:33, 1st LT - Nelson 20 yd field goal, 0:23, 2nd AU - Byrum 49 yd field goal, 0:00, 2nd AU - Zachery 93 yd pass from Todd (Byrum kick), 10:59, 3rd AU - Byrum 47 yd field goal, 4:28, 3rd LT - Nelson 46 yd field goal, 0:52, 3rd AU - D. Adams 17 yd pass from Todd (Byrum kick), 12:45, 4th AU - McCalebb 3 yd run (Byrum kick), 5:27, 4th			
TEAM STATISTICS			
	LT	AU	
First Downs	19	27	
Rushes-Yards	37-96	52-301	
Passing Yards	149	255	
Comp-Att-Int	18-33-1	17-27-0	
Total Plays-Yards	70-245	79-556	
Punts-Avg.	6-38.3	2-41.0	
Fumbles/Lost	3/1	3/2	
Penalties-Yards	3-30	8-87	
3rd Down Conv.	5-of-14	8-of-13	
Time of Possession	31:23	28:37	
INDIVIDUAL STATISTICS			
<b>RUSHING:</b> (LT) - Porter 17-56; Jenkins 10-36; Morrow 1-6; Duplessis 5-6; Compton 1-2; Livas 1-1; Fitte 1-minus 2; TEAM 1-minus 9. (AU) - McCalebb 22-148 (TD); Tate 20-117; Burns 8-23 (TD); Zachery 1-10; Todd 1-3.			
<b>PASSING:</b> (LT) - Jenkins 18-33-1-149 (TD). (AU) - Todd 17-26-0-255 (2 TD); Burns 0-1-0-0.			
<b>RECEIVING:</b> (LT) - Livas 5-43; Tuminello 3-26; Morris 2-30 (TD); Fitte 2-17; Porter 2-13; Mitchell 1-8; Stuart 1-7; Linwood 1-5; Morrow 1-0. (AU) - Fannin 8-82; D. Adams 4-65 (TD); Zachery 3-98 (TD); Tate 2-10.			

<b>GAME</b> <b>2</b>	<b>MISSISSIPPI STATE</b>	<b>24</b>
	<b>AUBURN</b>	<b>49</b>
September 12, 2009		
Jordan-Hare Stadium (85,269) • Auburn, Ala.		

Kodi Burns accounted for four of Auburn's touchdowns, throwing one and running in three, and Onterio McCalebb and Ben Tate each topped the 100-yard rushing mark for the second straight game as Auburn pulled away from Mississippi State with 28 unanswered points to win 49-24 on Saturday night.

Tate carried it 20 times for a career-high 157 yards and a touchdown while McCalebb rushed for 114 yards on 16 carries with a touchdown, becoming the first pair of Auburn running backs to top the 100-yard rushing mark in back-to-back games.

Burns had nine rushes for 32 yards, scoring on three 1-yard runs, and also was 1-for-1 passing for 13 yards and a touchdown.

Ahead 28-17 at the half, Auburn scored twice in the third quarter as Burns threw his fifth career touchdown pass, a strike to Philip Lutzenkirchen to go up 35-17, and then Tate ran it in from 35 yards out for his first touchdown of the season to put Auburn up 42-17.

Mississippi State had scored 17 consecutive points to take a 17-14 lead with 4:44 left in the second quarter before Auburn answered with two late second-quarter touchdowns. A 1-yard run by Anthony Dixon and a Sean Brauchle 29-yard field goal brought Mississippi State to within four, 14-10, before Robert Elliott returned a blocked Clinton Durst punt for the 17-10 lead.

McCalebb's touchdown, a 48-yard run around the left end, regained the lead for Auburn, 21-17, before Burns scored from 1 yard out with 16 seconds left in the half.

Auburn went up 7-0 on its first possession of the game as Burns capped an eight-play, 73-yard scoring drive with a one-yard rush up the middle for his first touchdown of the game.

An Antonio Coleman 20-yard interception return of a Chris Relf pass put Auburn ahead, 14-0, with 2:21 remaining in the first quarter. The interception was the first of Coleman's career and the touchdown was the second of his career, following a fumble return in the 2007 season-opener against Kansas State.

Burns closed out Auburn's scoring with his third touchdown run of the game with 5:56 remaining as Auburn moved to 2-0 on the season.

Chris Todd was 10-of-23 for 186 yards. Most of those passes went to Darvin Adams as he finished the night with five catches for 116 yards. Along with Tate and McCalebb, Adams combined to mark the first time ever for Auburn to have two 100-yard rushers and a 100-yard receiver in the same game.

McCalebb became the first player in Auburn history to top 100-yards rushing in his first two career games.

Auburn's 49 points were the most it has scored in a SEC game since scoring 49 at Kentucky in 2005. With 589 yards of total offense, it also marked the first time that Auburn had 500 or more yards of total offense in back-to-back games since 1970, when the Tigers had 566 yards against Florida and 664 against Mississippi State.

Defensively for Auburn, Zac Etheridge and Josh Byner led the way with eight tackles each. Neiko Thorpe and Craig Stevens chipped in seven tackles with two of Stevens' coming for loss. Making his first career appearance as a Tiger, sophomore Eltoro Freeman followed with six tackles.

With the win, Auburn is 43-28-5 in SEC openers.

SCORING SUMMARY			
Mississippi State	.....0	17	0 7 — 24
Auburn	.....14	14	14 7 — 49
AU - Burns 1 yd run (Byrum kick), 8:13, 1st AU - Coleman 20 yd interception return (Byrum kick), 2:21, 1st MS - Dixon 1 yd run (Brauchle kick), 12:05, 2nd MS - Brauchle 29 yd field goal, 7:20, 2nd MS - Elliott 10 yd blocked punt return (Brauchle kick), 4:44, 2nd AU - McCalebb 48 yd run (Byrum kick), 3:08, 2nd AU - Burns 1 yd run (Byrum kick), 0:16, 2nd AU - Lutzenkirchen 13 yd pass from Burns (Byrum kick), 3:52, 3rd AU - Tate 35 yd run (Byrum kick), 1:19, 3rd MS - Ducre 1 yd pass from Lee (Brauchle kick), 11:15, 4th AU - Burns 1 yd run (Byrum kick), 5:56, 4th			
TEAM STATISTICS			
	MS	AU	
First Downs	14	29	
Rushes-Yards	38-167	59-390	
Passing Yards	130	199	
Comp-Att-Int	11-21-2	11-24-0	
Total Plays-Yards	59-297	83-589	
Punts-Avg.	6-45.2	5-28.8	
Fumbles/Lost	0/0	2/0	
Penalties-Yards	10-89	5-40	
3rd Down Conv.	5-of-14	6-of-13	
Time of Possession	28:57	31:03	
INDIVIDUAL STATISTICS			
<b>RUSHING:</b> (MS) - Dixon 20-92 (TD); Relf 7-52; Ducre 4-14; Lee 3-9; Stallworth 1-3; Elliott 2-minus 1; TEAM 1-minus 2. (AU) - Tate 20-157 (TD); McCalebb 16-114 (TD); Fannin 9-75; Burns 9-32 (3 TD); Smith 3-8; Todd 1-6; Team 1-minus 2.			
<b>PASSING:</b> (MS) - Relf 5-11-2-77; Lee 6-10-0-53 (TD). (AU) - Todd 10-23-0-186; Burns 1-1-0-13 (TD).			
<b>RECEIVING:</b> (MS) - Berry 4-60; McRae 3-33; Wilder 1-25; Bumphis 1-8; Green 1-3; Ducre 1-1 (TD). (AU) - Adams 5-116; Zachery 2-41; Wisner 1-24; Lutzenkirchen 1-13 (TD); Fannin 1-3; Burns 1-2.			

# 2009 Auburn Football Game Recaps

<b>GAME</b> <b>3</b>	<b>WEST VIRGINIA</b>	<b>30</b>
	<b>AUBURN</b>	<b>41</b>
	September 19, 2009 Jordan-Hare Stadium (87,451) • Auburn, Ala.	

A year earlier in Morgantown, W.Va., it was Auburn that took a 17-10 lead into the locker room at halftime, only to have the West Virginia Mountaineers out-score the Tigers 24-0 in the second half for the come-from-behind win. Auburn returned the favor Saturday, out-scoring West Virginia 31-9 after spotting the Mountaineers a 21-10 lead to pick up the 41-30 victory and improve to 3-0.

With Auburn's running game, that had averaged more than 300 yards per game in the first two games of the season, limited to just 100 yards against the Mountaineers, the Tigers had to go in another direction to get points on the board. The direction ended up being senior quarterback Chris Todd as he threw for career highs of 284 yards and four touchdown passes. Todd was 16-of-31 on the night, including an 82-yard pass to Mario Fannin that tied the game in the third quarter.

West Virginia took the early lead in the game as Noel Devine ran in for two touchdowns in the first five minutes, including a 71-yard run to put WVU up 14-0. Auburn countered with a 46-yard Wes Byrum field goal to put the Tigers on the board. Senior defensive end Antonio Coleman recovered a fumble at the West Virginia 45-yard line on the Mountaineers next possession, helping to set up a 16-yard pass from Todd to Darvin Adams to cut the WVU lead to four at 14-10. The reception was the first of three Touchdown catches on the night for Adams, making him the first Auburn player to tally three touchdown passes in a game in more than 20 years.

The Mountaineers closed out the first quarter with its third touchdown of the period as quarterback Jarrett Brown found Jock Sanders in the end zone for a 6-yard touchdown pass.

Auburn cut away the West Virginia lead in the second quarter, beginning with a 42-yard Byrum field goal. The field goal was the result of a Neiko Thorpe interception. The Tigers marched back up the field in its next possession, capping it off with a 4-yard touchdown pass from Todd to Adams to cut the WVU lead to one at 21-20.

West Virginia scored its final touchdown of the night halfway through the third quarter as Devine took off for 12 yards to extend the Mountaineer lead to 27-20. Tyler Bitancurt missed the ensuing extra-point attempt, setting up the opportunity for Auburn to tie the game on its next possession.

Less than a minute after the West Virginia touchdown, Todd rolled out of the pocket and found Fannin open on the right side. Fannin cut through the Mountaineer defense to streak down the field 82 yards for the touchdown. Byrum's extra-point tied the game at 27-27.

SCORING SUMMARY				
West Virginia	.....21	0	9	0 — 30
Auburn	.....10	10	7	14 — 41

WVU - Devine 1 yd run (Bitancurt kick), 12:52, 1st  
 WVU - Devine 71 yd run (Bitancurt kick), 10:19, 1st  
 AU - Byrum 46 yd field goal, 7:24, 1st  
 AU - D. Adams 16 yd pass from Todd (Byrum kick), 5:16, 1st  
 WVU - Sanders 6 yd pass from Brown (Bitancurt kick), 2:01, 1st  
 AU - Byrum 42 yd field goal, 9:15, 2nd  
 AU - D. Adams 4 yd pass from Todd (Byrum kick), 1:34, 2nd  
 WVU - Devine 12 yd run (Bitancurt kick failed), 8:51, 3rd  
 AU - Fannin 82 yd pass from Todd (Byrum kick), 8:02, 3rd  
 WVU - Bitancurt 28 yd field goal, 1:07, 3rd  
 AU - D. Adams 17 yd pass from Todd (Byrum kick), 12:07, 4th  
 AU - Stevens 15 yd interception return (Byrum kick), 3:41, 4th

TEAM STATISTICS	WVU	AU
First Downs	23	20
Rushes-Yards	39-207	41-100
Passing Yards	302	300
Comp-Att-Int	24-41-5	17-33-1
Total Plays-Yards	80-509	74-400
Punts-Avg.	2-49.5	5-44.0
Fumbles/Lost	1/1	1/0
Penalties-Yards	4-45	5-37
3rd Down Conv.	10-of-15	9-of-18
Time of Possession	32:45	27:15

#### INDIVIDUAL STATISTICS

**RUSHING:** (WVU) - Devine 15-128 (3 TD); Brown 19-66; Clarke 2-10; Sanders 2-5; Smith 1-minus 2. (AU) - Tate 19-75; McCalebb 8-20; Burns 7-10; Zachery 1-9; Fannin 1-0; Todd 5-minus 14.  
**PASSING:** (WVU) - Brown 18-32-4-221 (TD); Smith 5-8-1-50; Starks 1-1-0-31. (AU) - Todd 16-31-1-284 (4 TD); Burns 1-2-0-16.  
**RECEIVING:** (WVU) - Sanders 12-115 (TD); Arnett 4-61; Lyons 3-30; Starks 2-65; Devine 2-26; Austin 1-5. (AU) - D. Adams 6-80 (3 TD); Smith 4-74; Trott 2-20; Fannin 1-82 (TD); Wisner 1-16; Zachery 1-15; Burns 1-8; Tate 1-5.

West Virginia took its final lead late in the third quarter on a Bitancurt field goal, 30-27. Auburn shut the Mountaineers out in the fourth quarter, taking the lead on a 17-yard touchdown pass from Todd to Adams early in the period and sealing the victory with a 15-yard Craig Stevens interception return for a touchdown to give Auburn a 41-30 lead.

Fannin's 82-yard reception led the team in receiving yards, followed by Adams with three touchdowns and 80 yards on six receptions. Eric Smith followed with 67 yards on three receptions.

Ben Tate led the Auburn rushing attack with 81 yards on 19 attempts. Oterio McCalebb followed with 25 total yards.

Defensively for Auburn, Josh Bynes led the team with 12 tackles and an interception while Stevens tallied 11 tackles and an interception. Also picking off passes in the game were Walter McFadden, Thorpe and lineman Jake Ricks.

<b>GAME</b> <b>4</b>	<b>BALL STATE</b>	<b>30</b>
	<b>AUBURN</b>	<b>54</b>
	September 26, 2009 Jordan-Hare Stadium (83,118) • Auburn, Ala.	

Chris Todd tied an Auburn record with five touchdown passes as the Tigers tallied 560 yards of total offense in a 54-30 win over Ball State. The game marked the second in a row to have a delayed start as thunderstorms in the area forced the game to move from its 6 p.m. scheduled kickoff time to 6:30 p.m.

Ball State struck first against the Tigers, recovering a muffed punt on Auburn's 18-yard line. Four plays later, MiQuale Lewis took the ball around the right side to get Ball State in the end zone at the 12:26 mark in the opening period for its only lead of the game.

Following a Ball State fumble, the Tigers moved the ball to the BSU 6-yard line, setting up a pass from Todd to Tommy Trott, giving the senior his first touchdown reception of the year with 2:53 remaining in the first quarter.

Heading into the second quarter with the game tied, 7-7, Auburn managed to put up a near record-setting performance while limiting the Cardinals to just a field goal. The Tigers tallied 26 points in the period with three touchdowns and a safety, giving Auburn its highest scoring quarter since racking up 28 against Tennessee-Chattanooga on Sept. 9, 1995.

Terrell Zachery accounted for two of the touchdowns, picking up a 46-yarder at the 13:47 mark and a 65-yarder with 8:22 left in the half. Oterio McCalebb also picked up a touchdown, running in for a yard at the 12:20 mark, immediately after a 62-yard rush put the Tigers in scoring position.

Byrum picked up his first and only field goal of the night with seven second left in the half, connecting on a 32-yard attempt.

The defense also got on the board at the 12:53 mark of the quarter as Josh Bynes tackled Ball State's Lewis in the end zone.

Ball State kicker Ian McGarvey gave the Cardinals their lone points of the quarter, connecting on a 33-yard field goal with 2:35 left in the first half to cut the lead to 30-10.

Auburn made good on its first possession of the second half, taking the opening kickoff and marching down the field to set up a 26-yard pass from Todd to Darvin Adams at the 11:39 mark of the third quarter.

Ball State answered on its next possession as quarterback Page kept the ball on a fake and ran 21 yards for the touchdown.

Auburn did not back down as Todd caught Mario Fannin with a pass in the flat that turned into a 36-yard touchdown reception.

The Cardinals put up 13 fourth-quarter points. Page found Fakes for a 1-yard touchdown pass while McGarvey connected on a pair of field goals.

Neil Caudle gave the Tigers their lone points of the quarter, breaking away for a 52-yard run for a touchdown.

SCORING SUMMARY				
Ball State	.....7	3	7	13 — 30
Auburn	.....7	26	14	7 — 54

BSU - Lewis 2 yd run (McGarvey kick), 12:26, 1st  
 AU - Trott 6 yd pass from Todd (Byrum kick), 2:53, 1st  
 AU - Zachery 46 yd pass from Todd (Byrum kick), 13:47, 2nd  
 AU - Josh Bynes safety, 12:53, 2nd  
 AU - McCalebb 1 yd run (Byrum kick), 12:20, 2nd  
 AU - Zachery 65 yd pass from Todd (Byrum kick), 8:22, 2nd  
 BSU - McGarvey 33 yd field goal, 2:35, 2nd  
 AU - Byrum 32 yd field goal, 0:07, 2nd  
 AU - D. Adams 26 yd pass from Todd (Byrum kick), 11:39, 3rd  
 BSU - Page 21 yd run (McGarvey kick), 8:50, 3rd  
 AU - Fannin 36 yd pass from Todd (Byrum kick), 7:09, 3rd  
 BSU - Fakes 1 yd pass from Page (McGarvey kick), 12:39, 4th  
 BSU - McGarvey 37 yd field goal, 10:14, 4th  
 AU - Caudle 52 yd run (Byrum kick), 7:19, 4th  
 BSU - McGarvey 33 yd field goal, 2:21, 4th

TEAM STATISTICS	BSU	AU
First Downs	19	21
Rushes-Yards	44-146	34-254
Passing Yards	114	306
Comp-Att-Int	18-30-0	21-29-1
Total Plays-Yards	74-260	63-560
Punts-Avg.	4-41.2	2-43.5
Fumbles/Lost	2/2	2/1
Penalties-Yards	4-23	9-86
3rd Down Conv.	5-of-15	4-of-10
Time of Possession	35:56	24:04

#### INDIVIDUAL STATISTICS

**RUSHING:** (BSU) - Williams 11-59; Sykes 7-44; Lewis 15-44 (TD); Page 9-3 (TD); Justice 2-minus 4. (AU) - McCalebb 8-83 (TD); Tate 13-63; Caudle 1-52 (TD); Smith 7-47; Zachery 1-6; Todd 1-2; Burns 1-2; Hooper 2-minus 1.  
**PASSING:** (BSU) - Page 16-28-0-101 (TD); Justice 2-2-0-13. (AU) - Todd 19-26-0-287 (5 TD); Caudle 2-3-1-19.  
**RECEIVING:** (BSU) - Orsbon 7-35; Hill 3-20; Gibson 2-15; Fakes 2-14 (TD); Ifft 2-13; Lewis 1-19; Page 1-minus 2. (AU) - Zachery 5-122 (2 TD); Adams 5-73 (TD); Fannin 3-55 (TD); Tate 3-18; Stallworth 2-21; Lutzenkirchen 1-14; Trott 1-6 (TD); McCalebb 1-minus 3.

Todd finished the night with 19 completions on 26 attempts for a career-high 287 yards and five touchdowns. Two of those touchdowns went to Zachery, who finished the night with 122 receiving yards on five catches. Adams followed with 73 on five receptions while Fannin was third on the team with 55 yards on three catches.

McCalebb led the Auburn rushing attack with 83 yards and a touchdown. Ben Tate finished second with 63 yards, but led the team in all-purpose yards with 139 after racking up 58 yards from kick returns.

Defensively for Auburn, the Tigers were led by Daren Bates' seven tackles. Josh Bynes, Neiko Thorpe, Craig Stevens and Harris Gaston each finished with six tackles on the night while Bates, Stevens, Dee Ford, Antonio Coleman and Mike Blanc combined for Auburn's five quarterback sacks.

With the win, Auburn improves to 3-0 all-time against Ball State and 7-0 all-time against teams from the Mid-American Conference.

# 2009 Auburn Football Game Recaps

<b>GAME</b> <b>5</b>	<b>AUBURN</b>	<b>26</b>
	<b>TENNESSEE</b>	<b>22</b>
October 3, 2009		
Neyland Stadium (102,941) • Knoxville, Tenn.		

Wes Byrum connected on a career-high four field goals while the Auburn offense racked up more than 400 yards of offense for the fifth time this season as the Tigers (5-0, 2-0 SEC) pulled out the 26-22 win over Tennessee (2-3, 0-2 SEC) at Neyland Stadium in Knoxville, Tenn.

The game was Auburn's first road game of the season and extended its winning streak to five games over the Volunteers, surpassing the previous record of four-straight victories from 1961-64. The Tigers also pulled out the win in front of a crowd 102,941, the third-largest crowd Auburn has ever competed in front of.

Auburn scored twice in the first quarter with Byrum connecting on a pair of field goals. His first was a 29-yarder at the 5:01 mark in the quarter while the second was a 43-yarder at the 3:36 mark.

Ben Tate scored Auburn's first touchdown of the game at the 8:07 mark of the second quarter, breaking away on an 11-yard run to extend the Tiger lead. Byrum's kick put Auburn ahead 13-0.

Tennessee got on the board with 28 seconds remaining in the first half as Montario Hardesty rushed in for a yard, cutting the Auburn lead to 13-6. Auburn's Nick Fairley blocked the extra-point attempt by Tennessee's Daniel Lincoln, giving the Tigers their first blocked kick of the season.

The Tigers struck first in the second half with Byrum picking up his third field goal of the night, connecting on a 19-yard attempt with 9:34 left in the third quarter.

Auburn extended the lead to 23-6 at the 13:41 mark of the fourth quarter as Chris Todd connected with Terrell Zachary on an 11-yard touchdown reception. Byrum made good on the extra-point attempt following the touchdown.

Tennessee struck back at the 11:36 mark with a 31-yard pass from Jonathan Crompton to Hardesty. Lincoln connected on the extra-point attempt to close to the gap to 23-13.

But, Auburn and Byrum put the win away with a 22-yard field goal with 39 seconds left to play. The Volunteers marched up the field on the ensuing possession, culminating with a 32-yard pass from Crompton to Denarius Moore with no time left on the clock, but it was all for naught as Auburn held on for the 26-22 win.

Onterio McCalebb led Auburn with 204 all-purpose yards, tallying 51 rushing yards while leading the team with 62 receiving yards and 91 kick-return yards. Tate

SCORING SUMMARY		
Auburn	6	7 3 10 — 26
Tennessee	0	6 0 16 — 22
AU - Byrum 29 yd field goal, 5:01, 1st AU - Byrum 43 yd field goal, 3:36, 1st AU - Tate 11 yd run (Byrum kick), 8:07, 2nd UT - Hardesty 1 yd run (Lincoln kick blocked), 0:28, 2nd AU - Byrum 19 yd field goal, 9:34, 3rd AU - Zachery 11 yd pass from Todd (Byrum kick), 13:41, 4th UT - Hardesty 31 yd pass from Crompton (Lincoln kick), 11:36, 4th UT - Lincoln 26 yd field goal, 4:19, 4th AU - Byrum 22 yd field goal, 0:39, 4th UT - Moore 32 yd pass from Crompton, 0:00, 4th		
TEAM STATISTICS		
	<b>AU</b>	<b>UT</b>
First Downs	24	19
Rushes-Yards	48-224	29-151
Passing Yards	235	259
Comp-Att-Int	20-35-0	20-44-0
Total Plays-Yards	83-459	73-410
Punts-Avg.	6-42.5	8-41.8
Fumbles/Lost	2/0	1/1
Penalties-Yards	3-35	4-30
3rd Down Conv.	6-of-17	4-of-17
Time of Possession	34:46	25:14
INDIVIDUAL STATISTICS		
<b>RUSHING:</b> (AU) - Tate 25-128 (TD); McCalebb 13-51; Fannin 1-32; Burns 5-16; Stallworth 1-10; Todd 3-minus 13. (UT) - Hardesty 21-90 (2 TD); Richardson 1-41; Brown 3-14; Crompton 4-6.		
<b>PASSING:</b> (AU) - Todd 19-32-0-218 (TD); McCalebb 1-3-0-17. (UT) - Crompton 20-43-0-259 (2 TD); TEAM 0-1-0-0.		
<b>RECEIVING:</b> (AU) - Fannin 6-25; McCalebb 3-62; Smith 3-45; Adams 2-29; Zachery 2-28 (TD); Tate 2-17; Wisner 1-16; Trott 1-13. (UT) - Jones 7-75; Hancock 4-35; Hardesty 3-56; Moore 3-44 (TD); Stocker 2-46; Brown 1-3.		

finished the game with a team-high 128 rushing yards, marking the third time this year and eighth time in his career that he has rushed for more than 100 yards.

Todd completed 19-of-32 passes for 235 yards in the win, connecting on passes to eight different receivers. It marked Todd's fourth game this season with more than 200 passing yards.

Eric Smith finished with 45 receiving yards on three catches, trailing McCalebb's 62 yards on three receptions. Mario Fanin was the most popular target for the Tigers, catching six passes for 25 yards.

Defensively for Auburn, Craig Stevens led the team with 11 tackles, one of which came for loss, and a pass breakup. Josh Bynes was right behind him with nine tackles, two pass breakups and a fumble recovery, his second of the season. Daren Bates and Neiko Thorpe each recorded seven tackles in the win.

<b>GAME</b> <b>6</b>	<b>#17 AUBURN</b>	<b>23</b>
	<b>ARKANSAS</b>	<b>44</b>
October 10, 2009		
Reynolds Stadium (72,559) • Fayetteville, Ark.		

Ben Tate rushed for a career-high 184 yards and two touchdowns for No. 17 Auburn, but Arkansas defeated the Tigers 44-23 to hand Auburn its first loss of the season before 72,599 in Reynolds Razorback Stadium Saturday.

The 184 yards marked a new career high for Tate, breaking his previous mark of 157 set against Mississippi State earlier in the season. It was his ninth career 100-yard rushing game and fourth of the season.

Arkansas' Ryan Mallett threw for 274 yards and two touchdowns and ran for another while Michael Smith rushed for 145 yards and a touchdown to lead the Razorbacks.

After Arkansas opened the game with a 20-0 lead, junior Wes Byrum put Auburn on the board in the second quarter, posting the Tigers' only points of the half on a 37-yard field goal.

Tate scored on a 1-yard touchdown run to make it 34-10 with 5:14 to go in the third quarter after Auburn drove 67 yards in eight plays in 2:42. The Tigers then made Arkansas go three and out to set up a career-long 60-yard Tate touchdown run on the first play from scrimmage to draw Auburn to within 34-16 with 3:52 left in the third. It was Auburn's second touchdown in only 1:22. The Tigers' pass failed for the two point conversion.

Auburn's Mike Blanc made a big tackle for loss on fourth down from the Auburn 35 to end another Razorback drive.

On Auburn's first play, Kodi Burns handed the ball to Terrell Zachery on a reverse that gained 60 yards to the Arkansas 6-yard line. It was Auburn's second straight 60 yard rush of the game and set up Onterio McCalebb's 3-yard touchdown run. Byrum's point-after cut the Razorback lead to 11 - the smallest margin of the second half.

Arkansas would go on to score 10 points in the fourth quarter, extending its lead to 44-23 for the team's first SEC win of the season.

With the 23 points scored in the game, Auburn has now scored 230 points on the season, surpassing the 208 points scored in all of the 2008 season.

For the game, Arkansas outgained Auburn 495-375 while the Tigers had had three fumbles and the Razorbacks one interception. Arkansas had 28 first downs to

SCORING SUMMARY		
Auburn	0	3 20 0 — 23
Arkansas	6	21 7 10 — 44
ARK - Green 2 yd run (PAT failed), 8:02, 1st ARK - Smith 25 yd run (Tejada kick), 11:49, 2nd ARK - Childs 16 yd pass from Mallett (Tejada kick), 11:02, 2nd AU - Byrum 37 yd field goal, 8:54, 2nd ARK - Williams 5 yd pass from Mallett (Tejada kick), 1:08, 2nd ARK - Mallett 4 yd run (Tejada kick), 7:56, 3rd AU - Tate 1 yd run (Byrum kick), 5:14, 3rd AU - Tate 60 yd run (Two-point conversion failed), 3:52, 3rd AU - McCalebb 3 yd run (Byrum kick), 0:09, 3rd ARK - Green 3 yd run (Tejada kick), 11:22, 4th ARK - Tejada 23 yd field goal, 4:20, 4th		
TEAM STATISTICS		
	<b>AU</b>	<b>ARK</b>
First Downs	15	28
Rushes-Yards	35-242	45-221
Passing Yards	133	274
Comp-Att-Int	15-29-0	24-37-1
Total Plays-Yards	64-375	82-495
Punts-Avg.	7-39.0	4-41.0
Fumbles/Lost	4/3	1/0
Penalties-Yards	8-56	5-45
3rd Down Conv.	4-of-14	5-of-13
Time of Possession	21:33	38:27
INDIVIDUAL STATISTICS		
<b>RUSHING:</b> (AU) - Tate 22-184 (2 TD); Zachery 1-60; McCalebb 6-23 (TD); Burns 2-7; Todd 4-minus 32. (ARK) - Smith 18-145 (TD); Wingo 8-27; Davis 6-26; Mallett 5-11 (TD); Green 6-8 (2 TD); Stumon 2-4.		
<b>PASSING:</b> (AU) - Todd 15-28-0-133; Burns 0-1-0-0. (ARK) - Mallett 24-37-1-274 (2 TD).		
<b>RECEIVING:</b> (AU) - Adams 3-24; Trott 3-16; Tate 3-16; Zachery 2-25; Fannin 2-minus 1; Carr 1-32; Smith 1-21. (ARK) - Williams 6-57 (TD); Childs 5-85 (TD); Hamilton 3-42; Miller 3-32; Wright 3-31; Crawford 2-10; Smith 1-12; Fish 1-5.		

Auburn's 15. Chris Todd completed 15-of-28 passes for 133 yards for the Tigers.

Tate led Auburn with 184 rushing yards, followed by Zachery with 60 and McCalebb with 23. Mario Fanin led the team in return yardage, picking up 84 yards on four kickoff returns in the game.

Quindarius Carr led the Tiger receiving corps with 32 yards in his lone reception of the night. The catch set a new career long for Carr, surpassing his previous long reception of 28 yards. Zachery was second on the tea with 25 yards from two receptions while Darvin Adams was third with three receptions for 24 yards.

Defensively, Auburn was led by Craig Stevens with 12 tackles, followed by Neiko Thorpe with 11. Josh Bynes finished with eight tackles and a team-high two pass breakups in the game.

# 2009 Auburn Football Game Recaps

<b>GAME</b> <b>7</b>	<b>KENTUCKY</b>	<b>21</b>
	<b>AUBURN</b>	<b>14</b>
	October 17, 2009 Jordan-Hare Stadium (86,217) • Auburn, Ala.	

Ben Tate had his fifth 100-yard rushing game of the season for Auburn but Kentucky scored 14 fourth-quarter points as Auburn lost to the Wildcats, 21-14, at Jordan-Hare Stadium.

Tate had 31 carries for 132 yards, his third straight game with more than 100 yards on the ground, but Kentucky's duo of Derrick Locke (19 carries, 126 yards) and Randall Cobb (12 carries, 109 yards) combined for 235 yards and one touchdown on the ground, helping Kentucky to its first win over Auburn since 1966.

Neiko Thorpe's 69-yard return of a blocked field goal gave Auburn a 7-0 lead midway through the first quarter. It was Auburn's first blocked field goal returned for a score since 1981 when Chris Martin returned one 77 yards against Georgia Tech.

Jake Ricks blocked the field goal for Auburn, giving the Tigers their second blocked kick of the season.

Kentucky (3-3, 1-3 SEC) tied the game at 7-7 with a six-play, two-and-a-half minute scoring drive early in the second quarter. Morgan Newton capped the drive with a four-yard touchdown run.

Tate's fourth touchdown in his last three games recaptured the lead for Auburn (5-2, 2-2 SEC) with just six seconds remaining in the first half, putting Auburn up 14-7. Tate, who now has 19 rushing touchdowns in his career, carried it six times on the 14-play, 48-yard drive to give him 38 yards on the ground at the half.

After neither team could put together a scoring drive in the third quarter, Kentucky tied the game at 14-14 with 6:29 left in the game as Will Fidler took a quarterback draw back up the middle for a two-yard touchdown run, capping a 12-play, 75-yard drive.

Cobb's touchdown run with 3:17 remaining put Kentucky ahead for good at 21-14. Cobb accounted for all of Kentucky's yards on the five-play, 68-yard drive, which included a 61-yard rush on second and six from the Kentucky 32.

Tate's became the first Auburn running back go for 100-plus yards in three consecutive games since Kenny Irons did it in 2005.

Kodi Burns finished second on the team in rushing with 38 yards on six carries, followed by Oterio McCalebb with 22 yards on seven carries.

Quarterback Chris Todd connected on 10 of 24 passes, including an interception in the game. Darvin Adams was his top target on the night, pulling in three passes for 57 yards. Terrell Zachery followed with four receptions for 24 yards.

Defensively for Auburn, Josh Bynes led the team with nine tackles, followed by Daren Bates with eight. Each accounted for six solo tackles in the game. Bynes also tallied a quarterback sack, his first of the season.

Zac Etheridge and Craig Stevens tallied seven tackles each in the game.

## SCORING SUMMARY

Kentucky	0	7	0	14	—	21
Auburn	7	7	0	0	—	14

AU - Thorpe 69 yd blocked field goal return (Byrum kick), 7:25, 1st  
 UK - Newton 4 yd run (Seiber kick), 9:02, 2nd  
 AU - Tate 1 yd run (Byrum kick), 0:06, 2nd  
 UK - Fidler 2 yd run (Seiber kick), 6:29, 4th  
 UK - Cobb 4 yd run (Seiber kick), 3:17, 4th

## TEAM STATISTICS

	UK	AU
First Downs	21	16
Rushes-Yards	49-282	49-220
Passing Yards	75	95
Comp-Att-Int	22-9-0	25-11-1
Total Plays-Yards	71-357	74-315
Punts-Avg.	6-41.0	7-35.7
Fumbles/Lost	1/0	0/0
Penalties-Yards	0-0	10-76
3rd Down Conv.	3-of-14	6-of-18
Time of Possession	32:35	27:25

## INDIVIDUAL STATISTICS

**RUSHING:** (UK) - Locke 19-126; Cobb 12-109 (TD); Smith 2-20; Newton 8-15 (TD); Fidler 2-10 (TD); Conner 3-8; TEAM 3-minus 6. (AU) - Tate 31-132 (TD); Burns 6-37; McCalebb 7-22; Zachery 1-15; Todd 2-15; Fannin 2-minus 1.  
**PASSING:** (UK) - Newton 5-13-0-39; Fidler 4-9-0-36. (AU) - Todd 10-24-1-80; Burns 1-1-0-15.  
**RECEIVING:** (UK) - Matthews 2-30; Locke 2-minus 2; Cobb 1-12; McCaskill 1-10; Lanxter 1-10; Mellillo 1-8; Drake 1-7. (AU) - Zachery 4-24; Adams 3-57; Fannin 2-9; Smith 1-3; McCalebb 1-2.

<b>GAME</b> <b>8</b>	<b>AUBURN</b>	<b>10</b>
	<b>#9 LSU</b>	<b>31</b>
	October 24, 2009 Tiger Stadium (92,654) • Baton Rouge, La.	

No. 9 LSU was too much for Auburn in Baton Rouge as Auburn fell, 31-10, before a crowd of 92,654 at noisy Tiger Stadium.

Three turnovers and penalties plagued Auburn in the first half, and while the offense struggled against what Head Coach Gene Chizik called "one of the best defenses in the country," Auburn fought to the end--scoring its only touchdown on the last play of the game.

Auburn's offense finished with a total of 193 yards--with 151 of them coming in the second half. Ben Tate again led Auburn with 67 yards on 18 carries, while Mario Fannin added 56 yards on just six carries.

LSU jumped out to a 7-0 lead midway through the first quarter when quarterback Jordan Jefferson found Terrance Toliver in the corner of the end zone on a 14-yard scoring strike.

The Bengal Tigers went ahead 14-0 late in the first quarter after an Auburn turnover deep in its own territory. LSU sacked Todd and forced a fumble at the Auburn 16. Jefferson scampered in from 15 yards out three plays later, stretching the LSU lead to 14-0 with 1:10 remaining in the quarter.

Trailing 14-0, Auburn had its back against the wall as LSU drove to the Auburn 2-yard line, but the Tiger defense came up with a big stop when Zac Etheridge slung Jefferson to the turf, forcing a fumble that Craig Stevens recovered in the end zone, giving Auburn the ball on its own 20 with 10:03 left in the half.

Auburn's final drive of the first half was set up when Antonio Coleman and Mike Blanc sacked Jefferson for a 10-yard loss back to the LSU 23, forcing a punt that set Auburn's offense up at midfield.

The Tigers moved into LSU territory but a sack for a big loss forced an Auburn punt. LSU's ensuing drive was blunted by another sack, as Coleman dropped Jefferson for a two-yard loss.

Auburn committed its third turnover of the half on the ensuing punt, though, when Philip Pierre-Louis fumbled the return. LSU took over at the Auburn 36 with 1:42 left in the second quarter. LSU drove to the Auburn 15 but had to settle for a 32-yard field goal by Josh Jasper to go ahead 17-0 with :09 remaining in the half.

LSU took advantage of a short field on the opening drive of the second half, going 45 yards in 4 plays to go ahead 24-0 on a 15-yard touchdown pass from Jefferson to Brandon LaFell less than two minutes into the third quarter.

Auburn responded with big runs by Ben Tate on a 53-yard, 9-play scoring drive deep into LSU territory. The Tigers settled for a 24-yard Wes Byrum field goal to cut the lead to 24-3 at the 9:21 mark of the third quarter.

LSU responded as back-up quarterback Russell Shepard lined up in the backfield and ran off left guard for a 69-yard touchdown to put LSU ahead 31-3.

The Tigers fought to the end as back-up quarterback Neil Caudle led Auburn on an 8-play, 59-yard scoring drive. Caudle found freshman tight end Philip Lutzenkirchen on a 1-yard scoring toss with :03 remaining to make the score 31-10.

Auburn's defense was led by sophomore linebacker Eltoro Freeman, who had 12 tackles, including a sack and 2 tackles for loss, in just his fourth career start. Neiko Thorpe was second on the team with eight tackles.

## SCORING SUMMARY

Auburn	0	0	3	7	—	10
LSU	14	3	14	0	—	31

LSU - Toliver 14 yd pass from Jefferson (Jasper kick), 8:21, 1st  
 LSU - Jefferson 15 yd run (Jasper kick), 1:10, 1st  
 LSU - Jasper 32 yd field goal, 0:09, 2nd  
 LSU - LaFell 17 yd pass from Jefferson (Jasper kick), 13:41, 3rd  
 AU - Byrum 24 yd field goal, 9:21, 3rd  
 LSU - Shepard 69 yd run (Jasper kick), 1:09, 3rd  
 AU - Lutzenkirchen 1 yd pass from Caudle, 0:03, 4th

## TEAM STATISTICS

	AU	LSU
First Downs	15	22
Rushes-Yards	41-112	32-122
Passing Yards	81	254
Comp-Att-Int	11-20-1	22-34-0
Total Plays-Yards	61-193	66-376
Punts-Avg.	7-39.7	4-35.2
Fumbles/Lost	3/2	1/1
Penalties-Yards	7-64	9-49
3rd Down Conv.	4-of-13	6-of-15
Time of Possession	28:49	31:11

## INDIVIDUAL STATISTICS

**RUSHING:** (AU) - Tate 18-67; Fannin 6-56; Burns 6-17; McCalebb 3-3; Zachery 1-minus 7; Todd 7-minus 24. (LSU) - Shepard 6-71 (TD); Jefferson 12-26 (TD); Scott 10-20; Holliday 2-8; Williams 1-4; LaFell 1-minus 7.  
**PASSING:** (AU) - Todd 8-14-1-47; Caudle 3-5-0-34 (TD); Burns 0-1-0-0. (LSU) - Jefferson 21-31-0-242 (2 TD); Lee 1-3-0-12.  
**RECEIVING:** (AU) - Smith 3-31; Lutzenkirchen 2-18 (TD); Tate 2-0; Blake 1-16; Trott 1-15; Zachery 1-1; Fannin 1-0. (LSU) - Toliver 9-86 (TD); LaFell 6-67 (TD); Holliday 2-32; Randle 1-31; Williams 1-20; Peterson 1-14; Mitchell 1-5; Scott 1-minus 1.

# 2009 Auburn Football Game Recaps

<b>GAME</b> <b>9</b>	<b>#24 OLE MISS</b>	<b>20</b>
	<b>AUBURN</b>	<b>33</b>
	October 31, 2009	
Jordan-Hare Stadium (84,756) • Auburn, Ala.		

Auburn used a 23-point third quarter to pull out a 33-20 upset win over No. 24 Ole Miss at Jordan-Hare Stadium. Ben Tate led the Auburn offense with 144 yards rushing as Auburn became bowl eligible with its fifth come-from-behind victory this season.

Tate's 144 yards also pushed him past the 1,000-yard plateau for the season, marking the first time in his career to amass 1,000 yards in a season.

Ole Miss struck first in the game, putting together a 10-play, 94-yard drive in its first possession for a touchdown. Auburn answered with 8:06 left in the first quarter on a 36-yard Wes Byrum field goal.

The Tigers took the lead for good at the 5:23 mark in the second quarter as Chris Todd connected with Darvin Adams for a 28-yard touchdown pass. The touchdown pass was the 13th of the season for Todd while the reception was a team-leading sixth for Adams.

Auburn held a three-point advantage, 10-7, at the half before erupting for 21 straight points in a six minute span, needing just six offensive plays and a defensive score to take control of the game.

Kodi Burns' 14-yard pass to Tommy Trott capped a three-play, 61-yard drive while Tate's 53-yard touchdown run finished a three-play, 67-yard drive. Sandwiched between the two offensive scores was a Walter McFadden 29-yard interception returned for a touchdown on Ole Miss' lone offensive play in the sequence as Auburn went up 31-7 with 7:42 left in the third quarter.

Ole Miss answered Tate's scamper with an 82-yard kickoff return by Jesse Grandy to make it 31-14 and then after a defensive stand went 79 yards on a Dexter McCluster run down the sideline to make it 31-20. The snap on the extra point was fumbled and the kick was blocked allowing Auburn's Demond Washington to scoop it up and run it back in for a 33-20 Auburn lead.

Washington's return marked the first defensive two-point conversion for the Tigers since 1998 when Brad Ware returned a blocked kick for two points.

Auburn's 23-point third quarter alone was more points than Ole Miss had allowed in an entire game this season.

Todd finished the game 12-for-22 for 212 yards while Ole Miss quarterback Jevan Snead was 16-for-35 for 175 yards with a touchdown and two interceptions, both by McFadden. The two interceptions by McFadden mark the first time for a Tiger to tally multiple interceptions since Jonathan Wilhite against New Mexico State in 2007.

Tate finished the game with 144 yards rushing, his sixth 100-yard rushing game of the season and 11th of his career. Following Tate in rushing was Mario Fanin with 35 yards and Travante Stallworth with 22. Adams Terrell Zachery led the Auburn receiving corps with 83 yards on two receptions, followed by Adams with 68 yards on four catches. Fanin also picked up 35 yards on three receptions to finish the day with 70 all-purpose yards.

Defensively for the Tigers, Eltoro Freeman and Daren Bates tallied nine tackles each with Bates also picking up a fumble recovery. Craig Stevens had eight tackles, followed by Josh Bynes with six.

McFadden had five tackles along with his two interceptions while senior Antonio Coleman finished the day with five tackles, four going for a loss, two quarterback sacks, a forced fumble and four quarterback hurries.

The win was Auburn's first over a nationally-ranked team since a 23-20 victory over Clemson in the 2007 Chick-fil-A Bowl. It was also Auburn's first win over a nationally ranked SEC team since a 27-17 win over fourth-ranked Florida in 2007.

SCORING SUMMARY						
Ole Miss	7	0	13	0	—	20
Auburn	3	7	23	0	—	33

TEAM STATISTICS			
First Downs	19	18	
Rushes-Yards	39-219	43-175	
Passing Yards	175	226	
Comp-Att-Int	16-35-2	13-24-0	
Total Plays-Yards	74-394	67-401	
Punts-Avg.	6-43.7	7-40.9	
Fumbles/Lost	3/1	2/1	
Penalties-Yards	6-54	6-43	
3rd Down Conv.	3-of-15	5-of-15	
Time of Possession	33:16	26:44	

INDIVIDUAL STATISTICS			
<b>RUSHING:</b> (UM) - McCluster 22-186 (TD); Scott 3-15; Bolden 6-12; Grandy 2-4; Snead 6-2. (AU) - Tate 25-144 (TD); Fannin 6-35; Stallworth 2-22; Zachery 1-4; Burns 2-0; Team 2-minus 3; Todd 5-minus 27.			
<b>PASSING:</b> (UM) - Snead 16-35-2-175 (TD). (AU) - Todd 12-22-0-212 (TD); Burns 1-2-0-14 (TD).			
<b>RECEIVING:</b> (UM) - Hodge 7-105; Bolden 4-46; McCluster 4-17; Hartmann 1-7 (TD). (AU) - Adams 4-68 (TD); Fannin 3-35; Zachery 2-83; Smith 1-17; Trott 1-14 (TD); Burns 1-8; Tate 1-1.			

<b>GAME</b> <b>10</b>	<b>FURMAN</b>	<b>31</b>
	<b>AUBURN</b>	<b>63</b>
	November 7, 2009	
Jordan-Hare Stadium (81,506) • Auburn, Ala.		

Auburn racked up 63 points on 655 yards of total offense to pick up a school-record 18th-consecutive Homecoming win, downing Football Championship Subdivision (FCS) member Furman, 63-31, at Jordan-Hare Stadium.

Five different Tigers scored touchdowns in the game with Darvin Adams leading the team with a game-high three touchdown receptions. Auburn was able to spread the wealth in the victory as eight different Tigers logged at least one rush and nine hauled in at least one reception.

Quarterback Chris Todd completed his first 14 passes of the game en route to finishing the day 17-of-18 with 256 yards and four touchdown passes. Connecting on 94.4 percent of his passes, Todd broke the Auburn single-game record for completion percentage.

Auburn scored 21 points in each of the first two quarters of the game, taking a 42-3 halftime lead. Adams put the Tigers on the board first, hauling in a 6-yard touchdown reception to cap off Auburn's first possession of the game.

Furman responded in its first possession, marching up the field for a 23-yard Matthew Cesari field goal. After allowing 51 yards in the Paladins' first possession of the game, the Tiger defense would go on to allow only eight more yards the rest of the half.

Auburn would go on to score on its next four possessions of the first half. Ben Tate got the run started with a 9-yard touchdown run at the 7:00 mark in the first quarter, followed by a 24-yard Mario Fanin touchdown reception from Todd with 1:10 left in the opening period.

Adams scored the first two touchdowns of the second quarter, catching a 23-yard pass at the 12:03 mark and a 41-yard pass with 7:53 left. Tate scored his second and final touchdown of the day with 41 seconds left in the half on a 5-yard run.

Furman came out and scored two touchdowns in the first five minutes of the second half, cutting the lead to 42-17.

Eric Smith scored his first career touchdown as he scored Auburn's first touchdown of the second half, pounding the ball in on a 2-yard run with 1:18 left in the third quarter.

Freshman Anthony Gulley scored his first career touchdown to open the fourth quarter, breaking free on a 13-yard run with 9:50 left in the game. He would break free again less than five minutes later as Gulley racked up a 50-yard run for his second career touchdown with 5:03 left to play.

Furman scored a pair of touchdowns of its own in the fourth quarter, capping off the 63-31 Auburn win.

Gulley led the Auburn rushing attack for the day, tallying 77 yards on his two runs. Senior Ben Tate was second on the team with 75 yards on 12 runs while Fanin followed with 60 yards on six attempts.

Adams picked up his second career 100-yard receiving game as he picked up 115 yards on six receptions, all of which came in the first half. Freshman Deangelo Benton, who entered the game without a reception this season, finished second on the team with 88 yards on six catches.

Junior Neil Caudle stepped in for Todd in the second half, going 10-for-12 with 117 passing yards.

Defensively, freshman Ikeem Means led the team with six tackles, followed by Jonathan Evans and Woody Parramore with five each. Ashton Richardson tallied four tackles, 2.5 of them coming for loss, and a sack. Senior Antonio Coleman also picked up a sack, the 21st of his career, moving him into a tie for third all-time at Auburn in career sacks.

SCORING SUMMARY						
Furman	3	0	14	14	—	31
Auburn	21	21	7	14	—	63

TEAM STATISTICS				
First Downs	15	30		
Rushes-Yards	31-87	39-282		
Passing Yards	179	373		
Comp-Att-Int	14-28-1	27-30-0		
Total Plays-Yards	59-266	69-655		
Punts-Avg.	8-48.1	2-45.5		
Fumbles/Lost	0/0	3/2		
Penalties-Yards	3-21	7-55		
3rd Down Conv.	1-of-12	6-of-8		
Time of Possession	28:12	31:48		

INDIVIDUAL STATISTICS				
<b>RUSHING:</b> (FU) - Uhaa 10-40 (TD); Forcier 9-33; Williams 9-24 (2 TD); Mims 1-5; Sorrells 2-minus 15. (AU) - Gulley 5-77 (2 TD); Tate 12-75 (2 TD); Fannin 6-60; Smith 10-44 (TD); Stallworth 1-16; Todd 2-8; Hooper 1-2; Caudle 1-1; Team 1-minus 1.				
<b>PASSING:</b> (FU) - Sorrells 10-24-1-83; Forcier 4-4-0-96 (TD). (AU) - Todd 17-18-0-256 (4 TD); Caudle 10-12-0-117.				
<b>RECEIVING:</b> (FU) - Mims 5-27; Williams 4-42; Webb 2-58 (TD); Maples 1-26; Anderson 1-14; McCray 1-12. (AU) - Adams 6-115 (3 TD); Benton 6-88; Blake 5-32; Smith 4-34; Fannin 2-38 (TD); Trott 1-26; Lutzenkirchen 1-21; Winter 1-16; Hawthorne 1-3.				

# 2009 Auburn Football Game Recaps

<b>GAME</b> <b>11</b>	<b>AUBURN</b>	<b>24</b>
	<b>GEORGIA</b>	<b>31</b>
	November 14, 2009 Sanford Stadium (92,746) • Athens, Ga.	

The stats were nearly identical in a thrilling back and forth game but it was Georgia which held on to defeat Auburn, 31-24, in Sanford Stadium. The Tigers' Demond Washington returned a 99 yard kickoff return for a touchdown early in the fourth quarter to tie it at 24 and set an Auburn school record with 202 kickoff return yards but it wasn't enough.

The Tigers took the opening kickoff and drove right down the field scoring on a Chris Todd 5-yard touchdown pass to Kodi Burns, his first receiving touchdown of his career. The Tigers covered 74 yards in nine plays in 3:47.

After holding Georgia to minus four yards in three plays on their its possession, Auburn scored on its second straight possession to open the game to make it 14-0 on a 31-yard Todd touchdown pass to Terrell Zachery with 3:15 left in the first quarter. The Tigers had a time consuming 11-play, 82-yard drive in 5:57 while converting three third down conversions.

Georgia struck quickly to open the second quarter as it cut Auburn's deficit in half at 14-7 on a 50-yard Joe Cox to Israel Troupe touchdown pass 1:46 into the period.

On its first possession of the second half, Georgia cut into Auburn's lead on a Blair Walsh 51-yard field goal to make it 14-10 only four minutes into the third quarter. The Bulldogs took their first lead of the game at 17-14 on a 1-yard touchdown run by freshman Washaun Ealey, who carried the ball 19 yards the play before to set up his score with 4:51 left in the third.

The Tigers ended the 17 consecutive points scored by the Bulldogs on a 37-yard Wes Byrum field goal that hit the left upright and went through to tie the game at 17-17 with 2:08 left in the third.

On the first play of the fourth quarter, Cox threw a 47 yard pass to Tavarres King to the Auburn 11 yard line. On the next play, Caleb King ran up the middle for a touchdown to give Georgia a 23-17 lead 35 seconds into the final period.

Washington returned the ensuing kickoff 99 yards untouched for his first return for a touchdown in his career to even the game at 24-24 only 14 seconds later. It was the sixth longest kickoff return in Auburn history.

Georgia answered as King ran up the middle for a 24 yard touchdown to put the Bulldogs ahead to stay at 31-24 with 6:52 left in the game.

SCORING SUMMARY		
Auburn	14	0 3 7 — 24
Georgia	0	7 10 14 — 31
AU - Burns 5 yd pass from Todd (Byrum kick), 11:13, 1st AU - Zachery 31 yd pass from Todd (Byrum kick), 3:15, 1st UG - Troupe 50 yd pass from Cox (Walsh kick), 13:14, 2nd UG - Walsh 51 yd field goal, 11:05, 3rd UG - Ealey 1 yd run (Walsh kick), 4:51, 3rd AU - Byrum 37 yd field goal, 2:08, 3rd UG - King 11 yd run (Walsh kick), 14:25, 4th AU - Washington 99 yd kickoff return (Byrum kick), 14:11, 4th UG - King 24 yd run (Walsh kick), 6:52, 4th		
TEAM STATISTICS		
First Downs	AU 18	UG 18
Rushes-Yards	38-115	38-169
Passing Yards	238	173
Comp-Att-Int	20-28-2	9-17-0
Total Plays-Yards	66-353	55-342
Punts-Avg.	4-44.2	5-47.4
Fumbles/Lost	1/0	0/0
Penalties-Yards	9-60	4-29
3rd Down Conv.	5-of-13	5-of-11
Time of Possession	30:47	29:13
INDIVIDUAL STATISTICS		
<b>RUSHING: (AU)</b> - Tate 20-67; McCalebb 11-60; Burns 3-10; Todd 4-minus 22. <b>(UG)</b> - Ealey 18-98 (TD); King 10-66 (2 TD); Wooten 1-7; Smith 3-2; Cox 4-minus 2; TEAM 2-minus 2. <b>PASSING: (AU)</b> - Todd 20-28-2-238 (2 TD). <b>(UG)</b> - Cox 9-17-0-173 (TD). <b>RECEIVING: (AU)</b> - Adams 6-90; Fannin 6-55; Tate 2-21; Trott 1-34; Zachery 1-31 (TD); Blake 1-8; Burns 1-5 (TD); Ziemba 1-minus 3; McCalebb 1-minus 3. <b>(UG)</b> - Green 3-19; Troupe 2-62 (TD); King 1-47; Charles 1-34; Ealey 1-6; King 1-5.		

Ben Tate, who wore No. 4 instead of his usual No. 44 in honor of his roommate, injured Auburn safety Zac Etheridge, finished with a team-high 67 yards rushing. Todd completed 20-of-28 passes for 238 yards and two touchdowns to move into second place on Auburn's single season touchdowns thrown record list with 19. Adams caught six passes for 90 yards.

Auburn outgained Georgia in total offense 353 to 342 and ran 11 more plays than the Bulldogs while both teams had 18 first downs. The Tigers rushed for 115 yards and passed for 238 yards compared to the Bulldogs 169 yards rushing and 173 yards passing on only nine completions.

Ealey led the Georgia rushing attack with a game-high 98 yards and one touchdown.

<b>GAME</b> <b>12</b>	<b>#2 ALABAMA</b>	<b>26</b>
	<b>AUBURN</b>	<b>21</b>
	November 27, 2009 Jordan-Hare Stadium (87,451) • Auburn, Ala.	

Auburn surrendered just 12 second-half points to Alabama but could only come up with seven of its own as Auburn fell, 26-21, in the annual season-ending game to No. 2 Alabama.

Auburn gained 332 yards, 151 of it on the ground, against the nation's top-ranked defense (225.6 yards per game) and second-ranked rushing defense (70.4 ypg) and led 21-20 with 11:05 left in the third quarter but was shutout from then until the end of the game.

Auburn quarterback Chris Todd finished the game 15-of-25 for 181 yards and two touchdowns and an interception while Alabama quarterback Greg McElroy was 21-of-31 for 218 yards and two touchdowns.

Auburn raced out to a 14-0 lead in the first 10 minutes of the of the game, scoring on its first two possessions. Terrell Zachery's 67-yard run on a reverse put Auburn up a touchdown on only Auburn's fourth offensive play. Auburn kicker Wes Byrum then recovered his own inside kick at the Auburn 42, which Auburn capitalized on by driving for a second touchdown and a 14-0 lead on 12 plays and 58 yards. Ben Tate, who finished the game with 45 yards on 18 carries, ran for 24 yards on the drive, which was capped off by a Todd one-yard touchdown pass to Eric Smith.

Auburn finished the first quarter with 119 yards rushing, which was more than six of Alabama's previous seven SEC opponents had for the entire game. Only Kentucky (133) had more yards rushing during the entire game against Alabama than Auburn had in the first quarter.

Alabama had just five yards on six plays, going three-and-out on each of its first two possessions, before breaking through for a 10-play, 58-yard scoring drive that spanned the end of the first quarter and the start of the second to pull within a score, 14-7. Auburn had allowed just 37 yards to Alabama in the first quarter, including just three yards rushing, and did not allow a first down until 2:23 was left in the quarter.

Alabama tied the game at 14-14 on McElroy's 33-yard touchdown pass to Colin Peek. Alabama went 45 yards on five plays on the drive.

Auburn reclaimed the lead on Todd's 72-yard strike to Darwin Adams to put Auburn ahead, 21-14, with 11 minutes left in the third quarter. The touchdown reception was the 10th of the season for Adams while the pass was the 21st for Todd, a new Auburn record for touchdown passes in a season.

Adams finished with a career-high 138 yards receiving on four catches. It was his third 100-yard game of the season.

SCORING SUMMARY		
Alabama	0	14 6 6 — 26
Auburn	14	0 7 0 — 21
AU - Zachery 67 yd run (Byrum kick), 11:40, 1st AU - Smith 1 yd pass from Todd (Byrum kick), 5:42, 1st UA - Richardson 2 yd run (Tiffin kick), 13:26, 2nd UA - Peek 33 yd pass from McElroy (Tiffin kick), 5:31, 2nd AU - Adams 72 yd pass from Todd (Byrum kick), 11:05, 3rd UA - Tiffin 27 yd field goal, 5:32, 3rd UA - Tiffin 31 yd field goal, 0:24, 3rd UA - Upchurch 4 yd pass from McElroy (McElroy pass int.), 1:24, 4th		
TEAM STATISTICS		
First Downs	AU 17	UA 15
Rushes-Yards	35-73	32-151
Passing Yards	218	181
Comp-Att-Int	21-32-0	15-27-1
Total Plays-Yards	67-291	59-332
Punts-Avg.	5-45.2	8-40.0
Fumbles/Lost	1/0	2/1
Penalties-Yards	4-26	8-68
3rd Down Conv.	5-of-14	4-of-12
Time of Possession	33:47	26:13
INDIVIDUAL STATISTICS		
<b>RUSHING: (UA)</b> - Richardson 15-51 (TD); Ingram 16-30; McElroy 4-minus 8. <b>(AU)</b> - Zachery 1-67 (TD); Tate 18-45; McCalebb 5-23; Fannin 1-14; Burns 2-5; Todd 5-minus 3. <b>PASSING: (UA)</b> - McElroy 21-31-0-218 (2 TD); Ingram 0-1-0-0. <b>(AU)</b> - Todd 15-25-1-181 (2 TD); Burns 0-1-0-0; Team 0-1-0-0. <b>RECEIVING: (UA)</b> - Jones 9-83; Peek 3-53 (TD); Richardson 3-31; Ingram 3-21; Upchurch 2-15 (TD); Hanks 1-15. <b>(AU)</b> - Adams 4-138 (TD); Fannin 4-20; Tate 4-17; Blake 1-7; Smith 1-1 (TD); Zachery 1-minus 2.		

A pair of Leigh Tiffin field goals sandwiched Todd's interception as Alabama drew within one, 21-20, with 24 seconds left in the third quarter. Auburn's defense would bend but not break on both of Alabama's possessions, which started on the Auburn 33 and 43, respectively. Auburn yielded a 27-yard field goal to Alabama following the Todd to Adams strike before Todd threw the pick. Alabama's next drive went for just 30 yards on seven plays before Tiffin knocked in the 31-yard field goal.

Alabama's game-winning drive used up 7:03 on the clock and covered 79 yards in 15 plays. The final score came on a Roy Upchurch four-yard catch from McElroy with just 1:24 left on the game clock. The two-point conversion failed as Jake Ricks intercepted the try to make the score 26-21.

# 2009 Auburn Football Game Recaps

**GAME**  
**13**

**NORTHWESTERN**  
**AUBURN**

**35**  
**38**

January 1, 2010

Raymond James Stadium (49,383) • Tampa, Fla.

Neiko Thorpe tackled Zeke Markshausen at the Auburn 2 on a fake field goal attempt from the 5-yard line to preserve Auburn's 38-35 Outback Bowl overtime victory over Northwestern after Wes Byrum's 21-yard field goal gave the Tigers the lead.

Auburn nearly won the game on two previous occasions in overtime, but a Wildcat fumble on a Craig Stevens sack was overturned after video review, and a roughing the kicker call after Stefan Demos' 37-yard field goal hit the right upright allowed the drive to continue.

The wild overtime period followed an equally frantic fourth quarter. With the score tied at 21 entering the final period, Ben Tate rushed for two touchdowns in the first eight minutes of the quarter. The first came from 5 yards out with 10:10 left after a 23-yard pass from Chris Todd to Kodi Burns. The second was a 7-yard run after a Terrell Zachery 50-yard rush that seemed to put the Tigers in control with 7:32 left.

Northwestern closed to 35-27 on a 2-yard Kafka touchdown run with 3:20 remaining but the PAT was blocked by Antonio Coleman. With Auburn trying to run out the clock, Brad Phillips forced a Tate fumble at the Northwestern 31 with 3:11 to play.

The Wildcats then drove 69 yards in seven plays in 1:22 to score on a 18-yard touchdown pass from Kafka to Sidney Stewart with 1:15 to play. Northwestern tied it on an Andrew Brewer reverse pass to Brendan Mitchell for a two-point conversion.

Auburn's Demond Washington returned the ensuing kickoff to midfield before he fumbled, giving the ball back to the Wildcats with 1:03 to play. Northwestern then drove to the Auburn 26 where Demos missed a potential game-winning 44-yard field goal as time expired.

Auburn's defense picked off five Northwestern passes, with Walter McFadden and T'Sharvan Bell collecting two each and Thorpe one. McFadden's two interceptions came on Northwestern's first two drives and helped stake Auburn to an early 14-0 lead. His first pick set up Tate's 24-yard run followed by a 1-yard TD plunge for Burns to open the scoring. McFadden's second interception was returned 100 yards for a touchdown, tying an NCAA record and giving him three career interception returns for scores.

The Wildcats cut the lead in half with a 39-yard touchdown pass from Kafka to Brewer on their next possession.

Auburn took a 21-7 lead on a 46-yard Chris Todd pass to Quindarius Carr with 8:54 to go in the half. Northwestern drove the ball 90 yards from its own 6-yard

line late in the half before Kafka threw his third interception, as Bell picked him off in the end zone with 29 seconds remaining.

Northwestern closed to within 21-14 on a 35-yard touchdown pass on another Kafka to Brewer hookup with 2:42 remaining in the third quarter. On their next play from scrimmage, Drake Dunsmore scored on a 66-yard pass from Kafka to tie the score.

Darvin Adams was named the Outback Bowl MVP after grabbing an Outback Bowl record-tying 12 receptions for a career-high 142 yards.

Twenty-one Outback Bowl records were broken and 11 more tied during the game. The Wildcats' 115 total plays broke an NCAA record, as did the 98 plays for Kafka (78 passes, 20 rushes). The teams combined for Outback Bowl records of 73 points, 1046 yards of offense and 187 plays from scrimmage.

**SCORING SUMMARY**

Northwestern	7	0	14	14	0	—	35
Auburn	14	7	0	14	3	—	38

AU - Burns 1 yd run (Byrum kick), 12:25, 1st  
 AU - McFadden 100 yd interception return (Byrum kick), 4:37, 1st  
 NU - Brewer 39 yd pass from Kafka (Demos kick), 2:04, 1st  
 AU - Carr 46 yd pass from Todd (Byrum kick), 8:54, 2nd  
 NU - Brewer 35 pass from Kafka (Demos kick), 2:42, 3rd  
 NU - Dunsmore 66 yd pass from Kafka (Demos kick), 0:27, 3rd  
 AU - Tate 5 yd run (Byrum kick), 10:10, 4th  
 AU - Tate 7 yd run (Byrum kick), 7:32, 4th  
 NU - Kafka 2 yd run (kick blocked), 3:20, 4th  
 NU - Stewart 18 yd pass from Kafka (Mitchell pass from Brewer), 1:15, 4th  
 AU - Byrum 21 yd field goal, OT

**TEAM STATISTICS**

	NU	AU
First Downs	34	18
Rushes-Yards	37-89	39-190
Passing Yards	532	235
Comp-Att-Int	47-78-5	20-33-2
Total Plays-Yards	115-621	72-425
Punts-Avg.	5-31.6	6-42.2
Fumbles/Lost	0/0	3/2
Penalties-Yards	3-25	12-140
3rd Down Conv.	6-of-23	4-of-13
Time of Possession	34:11	25:49


**INDIVIDUAL STATISTICS**

**RUSHING:** (NU) - Schmidt 8-36; Kafka 20-30 (TD); A. Fields 3-8; Simmons 3-7; Markshausen 2-7; Concannon 1-1. (AU) - Tate 20-108 (2 TD); Zachery 1-50; McCaleb 6-18; Burns 5-16 (TD); Fannin 2-14; Todd 4-minus 15.

**PASSING:** (NU) - Kafka 47-78-5-532 (4 TD). (AU) - Todd 20-31-0-235 (TD); Burns 0-2-2-0.

**RECEIVING:** (NU) - Markshausen 12-84; Stewart 10-97 (TD); Dunsmore 9-120 (TD); Brewer 8-133 (2 TD); Ebert 6-64; D. Fields 1-26; A. Fields 1-8. (AU) - Adams 12-142; Fannin 3-10; Zachery 2-11; Carr 1-46 (TD); Burns 1-23; Blake 1-3.

# 2009 Auburn Football Player Bios



**DARVIN**

**#89**

**ADAMS**

**WR**

6-3 · 185 · So. · 1L

Kennesaw, Ga. (Harrison)

Education

**CAREER** — Has four 100-yard receiving games ... Is 21st in AU career receiving yards with 1,015 ... Holds AU bowl game record for receptions with 12 vs. Northwestern in 2010 Outback Bowl.

**2009** — Set AU single-season record with 60 catches ... 997 receiving yards were third-most in AU single-season ... 10 TD catches were also third-most in AU single-season ... Had four 100-yard receiving games ... Had 32 catches in last five games ... Had at least three catches in 11 of 13 games ... 3rd in SEC/34th in NCAA in receiving yards per game, 76.7 pg ... 4th in SEC/73rd in NCAA in receptions per game, 4.62 pg ... 30th in NCAA in total receiving yards, 997 ... 9th in SEC in scoring (TDs), 5.0 ppg ... Phil Steele's First-Team Midseason All-SEC ... With back-to-back 100-yard receiving games against Alabama (138) and Northwestern (142) in the Outback Bowl, became just the third AU receiver in the last 11 years and first since Courtney Taylor in 2006 to accomplish the feat ... Appeared in 13 games with nine starts ... Had first career start in season opener vs. Louisiana Tech, catching four passes for 65 yards including first career TD grab ... TD came on 17-yard pass from Chris Todd ... Totaled 116 receiving yards on five catches in victory over Mississippi State ... Accounted for 58 percent of total receiving yardage (116 of 199) vs. Mississippi State ... Became first AU player to have at least three TD receptions in a game in 20 years (Alexander Wright vs. Pacific, 1989) with performance vs. West Virginia ... Had six catches, three for TDs, for 80 yards vs. Mountaineers ... Against Ball State, finished with five catches for 73 yards including a 26-yard TD catch ... Caught a pair of passes for 29 yards in victory over Tennessee ... Made three catches for 24 yards against Arkansas ... Against Kentucky, had three grabs for 57 yards, including a long catch of 37 yards ... Played, but did not have a catch against LSU ... Against Ole Miss, caught a 28-yard TD pass to give Tigers a 10-7 second-quarter lead they would never relinquish in victory over Rebels ... Finished with team-high four catches vs. Ole Miss for 68 yards ... Tied career-high of three TDs and six catches going for game-best 115 yards in one half of play against Furman ... Against Georgia, registered six catches going for a game-high 90 yards ... Against Alabama, led all receivers with 138 yards on four catches ... Had a 72-yard TD catch and run to give AU 21-14 lead in third quarter ... The 72-yard TD was longest of career and the second longest by AU player vs. Alabama in series history ... Named game MVP after tying Outback Bowl record with 12 catches in victory over Northwestern ... The 12 grabs set AU bowl record and also set career-high as did 142 receiving yards.

**2008** — Played in 10 games at wide receiver and special teams ... Caught three passes for 18 yards on the season ... All three catches came against UT-Martin ... Had four special teams tackles.

**HIGH SCHOOL** — High School Coach: Bruce Cobleigh ... Had 66 catches for 867 yards and 11 touchdowns as a senior ... Also collected 106 tackles and two interceptions during senior season ... Honorable Mention Class AAAAA All-State team as a senior ... Selected to play in Cobb County All-Star Senior Bowl ... Threw for 974 yards and 15 touchdowns as a junior while also rushing for five scores, and had over 40 receptions as a sophomore ... Also had 52 tackles and six interceptions as a junior ... Ranked No. 48 nationally at wide receiver by Rivals.com ... Also ranked as the No. 23 prospect in Georgia by Rivals.com ... Ranked No. 116 among wide receivers by Scout.com ... The No. 44-ranked prospect from Georgia by SuperPrep ... Named to PrepStar's All-Southeast Region team.

**PERSONAL** — Born Jan. 5, 1990 ... Son of Vincent and Tonya Adams and Darlene and Terry White ... Major: Education.

## ADAMS' CAREER RECEIVING STATS

YEAR	G/GS	NO	YDS	AVG	TD	LP/OPPONENT
2008	10/0	3	18	6.0	0	9/UT Martin
2009	13/9	60	997	16.6	10	72/Alabama
<b>TOTALS</b>	<b>23/9</b>	<b>63</b>	<b>1,015</b>	<b>16.1</b>	<b>10</b>	<b>72/Alabama</b>

## ADAMS' CAREER GAME HIGH STATS

	No.	Opponent	Date
Receptions	12	Northwestern	1/1/10
Rec. Yards	142	Northwestern	1/1/10
Rec. TDs	3	2x (last vs. Furman)	11/7/09

## ADAMS' GAME-BY-GAME RECEIVING STATS

DATE	OPPONENT	REC	YDS	AVG	TD	TD REC
9/5/09	* LOUISIANA TECH	4	65	16.3	1	17
9/12/09	* MISSISSIPPI STATE	5	116	23.2	0	--
9/19/09	WEST VIRGINIA	6	80	13.3	3	16, 4, 17
9/26/09	* BALL STATE	5	73	14.6	1	26
10/3/09	at Tennessee	2	29	14.5	0	--
10/10/09	* at Arkansas	3	24	8.0	0	--
10/17/09	KENTUCKY	3	57	19.0	0	--
10/24/09	* at LSU	0	0	0.0	0	--
10/31/09	* OLE MISS	4	68	17.0	1	28
11/7/09	FURMAN	6	115	19.1	3	6, 23, 41
11/14/09	* at Georgia	6	90	15.0	0	--
11/27/09	* ALABAMA	4	138	34.5	1	72
1/1/10	* Northwestern (Outback)	12	142	11.8	0	--



**DONTAE**

**#28**

**AYCOCK**

**RB**

5-10 · 221 · Fr. · HS

Tampa, Fla. (Chamberlain)

Undecided


**2009** — Did not play.

**HIGH SCHOOL** — High School Coach: Billy Turner ... Rushed for 1,406 yards and 28 scores and completed 77-of-152 passes for 1,491 yards and 17 touchdowns as a senior ... Received the Guy Toph Award as Hillsborough County's top football player ... Led his team to an 11-2 record, a district championship and a Class 5A region finals appearance while leading the county in rushing yards and scoring ... Named to the Class 5A All-State first team and the All-Hillsborough County first team by the St. Petersburg Times and the Tampa Tribune ... Rushed for 1,110 yards and 22 touchdowns while passing for 950 yards and five scores as a junior ... Class 5A all-state honorable mention in 2007 ... Finished his career with 57 rushing touchdowns, a Hillsborough County record, and 6,000 total yards ... Named to the Atlanta Journal-Constitution Super Southern 100 ... Listed 165th on the Rivals.com Rivals250, and ranks 16th nationally among running backs and 32nd on the Florida Postseason Top 100 by Rivals.com ... Ranked as the nation's No. 45 running back by Scout.com ... Listed as the nation's No. 76 athlete by ESPN.com/Scouts, Inc. ... Named a Florida Super 75 recruit by the Times-Union ... The No. 42-ranked prospect from Florida by SuperPrep ... Named a PrepStar All-American.

**PERSONAL** — Born Oct. 15, 1991 ... Brother, Dwight Smith, is a safety for the Detroit Lions and has played eight seasons in the NFL with Tampa Bay, New Orleans, Minnesota and Detroit.



# 2009 Auburn Football Player Bios



**DAREN** #25  
**BATES** DB  
 5-11 · 195 · Fr. · HS  
*Olive Branch, Miss. (Olive Branch)*  
*Undecided*

**2009** — Ranked T-39th in SEC in tackles per game, 5.4 tpg ... Started all 13 games ... Totaled 70 tackles with 2.5 TFLs and one fumble recovery ... Started at safety in season opener vs. Louisiana Tech ... Recorded AU's only interception of the game, making a leaping grab at the AU 2-yard line to halt a Tech scoring threat ... Had three assisted tackles and two QB hurries in SEC opener vs. Mississippi State ... Totaled four solo tackles vs. West Virginia ... Led Tigers with seven tackles vs. Ball State ... Also registered half a sack (minus 12 yards) and 1.5 TFLs (minus 14 yards) vs. Ball State ... Tied career high with seven tackles against Tennessee ... Six of his seven stops vs. the Vols were solo ... Had six tackles, with five solo, against Arkansas ... Against Kentucky, Set season-high with eight tackles with six solo stops ... Had a QB hurry to go with four assisted tackles vs. LSU ... Against Ole Miss, tied for team lead with nine tackles ... Also recovered a fumble and broke up one pass vs. Rebels ... In limited action vs. Furman, totaled two tackles, both solo ... Finished with three tackles vs. Georgia ... Finished with seven tackles, five solo, including a TFL (minus 5 yards) vs. Alabama ... In Outback Bowl vs. Northwestern, recorded seven tackles, including six solo stops, with one pass break-up.

**HIGH SCHOOL** — High School Coach: Scott Samsel ... Collected 90 tackles and four interceptions and had nearly 900 yards of total offense as a senior ... Named to the MHSAA All-Region 1 Class 5A team ... Selected for the Commercial Appeal Shelby Metro All-Suburban team ... Named the BankPlus Player of the Week by the DeSoto Times following a 49-22 victory over Horn Lake in which he had 107 total yards and three touchdowns, 10 tackles and an interception.

**PERSONAL** — Born Nov. 27, 1990 ... Son of Michael and Weslynn Bates ... Major: Undecided.

## BATES' CAREER DEFENSIVE STATS

YEAR	G/GS	TT	UT	AT	TFL-YDS	QBS-YDS	FF/FR	PD	I/YDS
2009	13/13	70	46	24	2.5-19	0.5-12	0/1	4	1/0

## BATES' GAME-BY-GAME DEFENSIVE STATS

DATE	OPPONENT	TT	UT	AT	PD	INT-YDS
9/5/09	* LOUISIANA TECH	3	1	2	1	1-0
9/12/09	* MISSISSIPPI STATE	3	0	3	0	0-0
9/19/09	* WEST VIRGINIA	4	4	0	0	0-0
9/26/09	* BALL STATE	7	5	2	1	0-0
10/3/09	* at Tennessee	7	6	1	0	0-0
10/10/09	* at Arkansas	6	5	1	0	0-0
10/17/09	* KENTUCKY	8	6	2	0	0-0
10/24/09	* at LSU	4	0	4	0	0-0
10/31/09	* OLE MISS	9	5	4	1	0-0
11/7/09	* FURMAN	2	2	0	0	0-0
11/14/09	* at Georgia	3	1	2	0	0-0
11/27/09	* ALABAMA	7	5	2	0	0-0
1/1/10	* Northwestern (Outback)	7	6	1	1	0-0



**T'SHARVAN** #DB  
**BELL** 22  
 6-0 · 176 · RFr. · RS  
*Kissimmee, Fla. (Osceola)*  
*Liberal Arts*

**2009** — Appeared in 13 games ... Recorded one solo tackle in season opener vs. Louisiana Tech ... Recorded first career INT vs. Mississippi State ... Had one solo stop vs. West Virginia

... Notched first TFL (0.5) vs. Arkansas for minus 2 yards ... Also had season best two tackles vs. Razorbacks ... Matched season best with two tackles vs. Georgia ... In Outback Bowl vs. Northwestern, registered season-high with a pair of interceptions including one pass picked off in the end zone ... Did not have a tackle vs. Northwestern.

**2008** — Redshirted.

**HIGH SCHOOL** — High School Coach: Jeff Rolson ... Passed for 930 yards and 10 touchdowns as a senior ... Carried 47 times for 606 yards (12.9 average) and seven touchdowns ... Recorded 17 total touchdowns along with seven interceptions defensively, including two for touchdowns ... Class 5A first team all-state, all-Central Florida and all-Oceola County selection as a senior ... Orlando Touchdown Club Offensive Player of the Week (Nov. 12) ... As a junior, scored eight times on offense and had eight interceptions on defense ... Ranked No. 26 nationally among safeties by Scout.com ... Ranked No. 30 nationally among athletes by Rivals.com ... The No. 31-ranked defensive back nationally and the No. 23-ranked prospect from Florida in the SuperPrep Florida 111 ... Ranked as the No. 24 prospect in the state of Florida by the Orlando Sentinel.

**PERSONAL** — Born Sept. 22, 1989 ... Son of Bertia Williams and Earl Bell ... Major: Liberal Arts.

## BELL'S CAREER DEFENSIVE STATS

YEAR	G/GS	TT	UT	AT	TFL-YDS	QBS-YDS	FF/FR	PD	I/YDS
2009	13/0	9	7	2	0.5-2	0.0-0	0/0	3	3-3

## BELL'S GAME-BY-GAME DEFENSIVE STATS

DATE	OPPONENT	TT	UT	AT	PD	INT-YDS
9/5/09	LOUISIANA TECH	1	1	0	0	0-0
9/12/09	MISSISSIPPI STATE	1	1	0	1	1-0
9/19/09	WEST VIRGINIA	1	1	0	0	0-0
9/26/09	BALL STATE	1	1	0	0	0-0
10/3/09	at Tennessee	0	0	0	0	0-0
10/10/09	at Arkansas	2	1	1	0	0-0
10/17/09	KENTUCKY	0	0	0	0	0-0
10/24/09	at LSU	0	0	0	0	0-0
10/31/09	OLE MISS	0	0	0	0	0-0
11/7/09	FURMAN	0	0	0	0	0-0
11/14/09	at Georgia	2	2	0	0	0-0
11/27/09	ALABAMA	1	0	1	0	0-0
1/1/10	Northwestern (Outback)	0	0	0	2	2-0



**DEANGELO** #3  
**BENTON** WR  
 6-2 · 192 · Fr. · HS  
*Bastrop, La. (Bastrop)*  
*Undecided*

**2009** — Appeared in 12 games ... Saw playing time, but did not record a catch in season opener vs. Louisiana Tech and SEC opener vs. Mississippi State ... Recorded first catch vs. Furman ... Totaled six grabs for 88 yards with a long catch of 26 yards vs. Furman ... Played, but did not have a catch vs. Alabama or Northwestern in Outback Bowl.

**HIGH SCHOOL** — High School Coach: Brad Bradshaw ... Honored as the 2006 Class 4A MVP after hauling in 40 catches for 947 yards and 15 touchdowns in leading Bastrop to its second straight state title ... Averaged 23.6 yards per catch his senior season ... Named a high school All-American by Parade Magazine and SuperPrep in 2006 ... Caught 41 passes for 869 yards and 11 touchdowns as a junior in 2005 ... Earned 4A all-state honors as a junior ... Named to the Rivals.com Rivals100, Scout.com Hot 100 and ESPN.com 150 ... Ranked as the nation's seventh-best wide receiver by Rivals.com and Scout.com, and the third-best prospect from Louisiana by Rivals.com ... Member of the Baton Rouge Advocate Super Dozen, New Orleans Times Picayune's Blue-Chip List and Atlanta Journal-Constitution Super Southern 100 following senior season.

**PERSONAL** — Born Nov. 17, 1987 ... Major: Undecided.

# 2009 Auburn Football Player Bios

## BENTON'S CAREER RECEIVING STATS

YEAR	G/GS	NO	YDS	AVG	TD	LP/OPPONENT
2009	12/0	6	88	14.7	0	26/Furman

## BENTON'S GAME-BY-GAME RECEIVING STATS

DATE	OPPONENT	REC	YDS	AVG	TD	TD REC
9/5/09	LOUISIANA TECH	0	0	0.0	0	--
9/12/09	MISSISSIPPI STATE	0	0	0.0	0	--
9/19/09	WEST VIRGINIA	0	0	0.0	0	--
9/26/09	BALL STATE	0	0	0.0	0	--
10/3/09	at Tennessee	DID NOT PLAY				
10/10/09	at Arkansas	0	0	0.0	0	--
10/17/09	KENTUCKY	0	0	0.0	0	--
10/24/09	at LSU	0	0	0.0	0	--
10/31/09	OLE MISS	0	0	0.0	0	--
11/7/09	FURMAN	6	88	14.7	0	--
11/14/09	at Georgia	0	0	0.0	0	--
11/27/09	ALABAMA	0	0	0.0	0	--
1/1/10	Northwestern (Outback)	0	0	0.0	0	--



**MIKE BERRY** #66  
OL  
6-3 · 311 · Jr. · 2L  
Antioch, Tenn. (Brentwood Academy)  
Public Administration

**CAREER** — Has 21 career starts and appeared in 30 games.

**2009** — Started all 13 games ... Had 48.5 knockdown blocks on the season and part of line that allowed 21 sacks in 364 pass attempts ... Started at guard in season opener vs. Louisiana Tech and helped Tigers roll up 301 yards rushing and did not allow a sack on 27 passing attempts ... Registered six knockdown blocks vs. Tech ... Against Mississippi State, did not allow a sack in 24 pass attempts ... Totaled 4.5 knockdown blocks vs. Mississippi State ... Played every snap vs. West Virginia and totaled three knockdown blocks ... Finished 2.5 knockdown blocks vs. Ball State ... Registered six knockdown blocks and did not allow a sack against Tennessee ... Against Arkansas, led offensive linemen with 10 knockdown blocks ... Had five knockdown blocks and helped Tigers rush for 220 yards vs. Kentucky ... Had one knockdown block vs. LSU ... Totaled 2.5 knockdown blocks vs. Ole Miss ... Totaled eight knockdown blocks in one half of play vs. Furman ... Part of o-line that helped Tigers to 332 yards total offense and 21 points vs. Alabama ... Helped paved way to 420 yards total offense vs. Northwestern in Outback Bowl.

**2008** — Played in every game and started at RG in last five games of season ... His season-best overall grade was 90 percent vs. UT Martin ... Saw limited action against Louisiana-Monroe, grading at 86 percent overall on 19 snaps ... Graded at 83 percent overall on six offensive snaps against Arkansas ... Started first career game (right guard) vs. West Virginia ... Played 66 snaps vs. WVU, grading out at 85 percent overall ... Started at RG and posted the second best overall o-line grade at 89 percent on 71 snaps vs. Ole Miss ... Had five rodeo blocks and one cockroach block vs. Rebels ... Played 65 snaps in third start of season at RG vs. UT Martin ... Posted a 90 percent overall grade vs. Skyhawks with five rodeo, one cockroach and two pancake blocks ... Against Georgia, played 70 snaps and recorded an 84 percent overall grade with four rodeo and one pancake block.

**2007** — Played in six games ... Made first career start in season opener at right guard ... Started in first three games ... In 72 plays, posted a 96 percent on assignments and 81 percent grade overall vs. Kansas State ... Played 72 snaps against South Florida, earning an overall grade of 81 percent, including 93 percent on assignments ... Action in 67 plays against Mississippi State, graded out at 98 percent on assignments and 79 percent overall ... Three snaps against New Mexico State ... Played 42 snaps vs. Tennessee Tech, grading out at 79 percent overall.

**2006** — Redshirted.

**HIGH SCHOOL** — High School Coach: Carlton Flatt ... As a senior, did not allow a sack and had 85 pancake blocks ... Had 235 pancakes during his four-year career ... Named to the Rivals.com Rivals 250 ... Ranked as the No. 15 offensive guard in the

country and the No. 3 player in the state of Tennessee by Rivals.com ... Named to the Rivals.com Preseason Tennessee Top 20 (No. 12) ... Ranked 30th among offensive guards by ESPN.com ... Attended the same high school as former Auburn FB Jake Slaughter, K John Vaughn and P Kody Bliss, former OL King Dunlap and DS Pete Compton.

**PERSONAL** — Born Aug. 9, 1988 ... Son of George Berry and Kathy Douglas ... Major: Public Administration.



**EMORY BLAKE** #80  
WR  
6-1 · 192 · Fr. · HS  
Austin, Texas (Stephen F. Austin)  
Undecided

**2009** — Appeared in 11 games with one start ... Had a catch in four consecutive games to end the season ... Saw playing time, but did not have a reception in season opener vs. Louisiana Tech ... Notched first career reception vs. LSU, a 16-yard grab ... Hauled in five passes for 32 yards vs. Furman ... Had one reception for 8 yards vs. Georgia ... Grabbed one pass for 7 yards vs. Alabama ... Had a 3-yard catch vs. Northwestern in Outback Bowl.

**HIGH SCHOOL** — High School Coach: Rodney Vincent ... As a senior, caught 64 passes for 936 yards and nine touchdowns, while rushing for 643 yards and four scores on 74 carries ... Named the 2008 District 25-5A Offensive MVP ... Had 22 grabs for 412 yards and five scores in just six games as a junior, while also carrying 38 times for 289 yards and two TDs ... Caught 28 passes for 525 yards and four touchdowns as a sophomore ... Ranked 42nd nationally among wide receivers ends and 39th on the Texas Postseason Top 100 by Rivals.com ... Listed as the nation's No. 72 wide receiver by ESPN.com/Scouts, Inc. ... Ranked as the nation's No. 94 wide receiver by Scout.com ... The No. 30-ranked prospect from Texas by SuperPrep ... Named to the Orlando Sentinel's 2008 All-Southern football team ... Selected to the All-Midlands Region team by PrepStar.

**PERSONAL** — Born July 18, 1991 ... Son of Jeff and Lewanna Blake ... Father was an NFL quarterback for 14 years ... Major: Undecided.


## BLAKE'S CAREER RECEIVING STATS

YEAR	G/GS	NO	YDS	AVG	TD	LP/OPPONENT
2009	11/1	9	66	7.3	0	16/LSU

## BLAKE'S GAME-BY-GAME RECEIVING STATS

DATE	OPPONENT	REC	YDS	AVG	TD	TD REC
9/5/09	LOUISIANA TECH	0	0	0.0	0	--
9/12/09	MISSISSIPPI STATE	DID NOT PLAY				
9/19/09	WEST VIRGINIA	DID NOT PLAY				
9/26/09	BALL STATE	0	0	0.0	0	--
10/3/09	at Tennessee	0	0	0.0	0	--
10/10/09	at Arkansas	0	0	0.0	0	--
10/17/09	KENTUCKY	0	0	0.0	0	--
10/24/09	at LSU	1	16	16.0	0	--
10/31/09	OLE MISS	0	0	0.0	0	--
11/7/09	FURMAN	5	32	7.8	0	--
11/14/09	at Georgia	1	8	8.0	0	--
11/27/09	ALABAMA	1	7	7.0	0	--
1/1/10	Northwestern (Outback)	1	3	3.0	0	--

# 2009 Auburn Football Player Bios



**MIKE** #93  
**BLANC** DL  
 6-4 · 288 · Jr. · 2L  
 Pompano Beach, Fla. (Deerfield Beach)  
 Public Administration

**2009** — Had a TFL in eight of 13 games ... Appeared in 13 games with 11 starts ... Recorded a sack (minus 5 yards) to go with two total tackles in season opener vs. Louisiana Tech ... Sack vs. Tech was first since Ole Miss game in 2008 ... Started at defensive tackle vs. Mississippi State and registered four tackles and a pair of QB hurries ... Forced a fumble, registered one sack (minus 4 yards) and had two solo tackles in win vs. West Virginia ... Forced fumble was first of career ... Against Ball State, had half a sack (minus 3 yards) ... Recorded a pair of pass break-ups (first of career) to go with one solo tackle vs. Tennessee ... Tied season high of four tackles, all solo, against Arkansas ... Also had 1.5 TFLs (minus 2 yards) with one pass break-up vs. Razorbacks ... Against Kentucky, racked up half a TFL (minus 1 yard) and four tackles ... Set career high with seven tackles vs. LSU ... Also had half a sack (minus 5 yards) and one TFL (minus 6 yards) vs. LSU ... Totaled four tackles with one QB hurry vs. Ole Miss ... Saw limited time vs. Furman, recording one QB hurry ... Against Georgia, recorded a career-best and team-high nine tackles ... Also had half a TFL (minus 1 yard) ... Against Alabama, registered half a sack (minus 1 yard) to go with five total tackles ... Registered one assisted tackle vs. Northwestern in the Outback Bowl.

**2008** — Played in 12 games with six starts ... Finished with 27 tackles, 3.5 TFLs for minus 6 yards and 1.5 sacks for minus 4 yards ... Earned first career start in season opener vs. Louisiana-Monroe ... Started and notched four tackles vs. Southern Miss ... Also had a half a TFL for no gain vs. USM ... Finished with three tackles, two solo, in win vs. Mississippi State ... Against Vanderbilt, had one solo tackle, a TFL for minus 1 yard ... Recorded two tackles, one solo, vs. Arkansas ... Tallied a career-best five tackles with half a TFL for minus 1 yard vs. West Virginia ... Started at nose guard vs. Ole Miss and totaled five tackles, two solo, with 1.5 TFLs for minus 4 yards and half a sack for minus 1 yard ... The half sack was the first of his career ... Had one assisted tackle vs. UT Martin ... Against Georgia, had two total tackles, one solo, and one QB hurry ... Recorded three assisted tackles against Alabama.

**2007** — Saw action in 11 games ... Named the Most Improved Defensive Lineman after the spring by the coaches ... Played in first career game at Auburn in opener against K-State ... Had one stop against the Wildcats ... Saw action against South Florida, however, did not record a tackle ... One tackle in SEC lid-lifter against Mississippi State ... Career-best two tackles in Vanderbilt win ... One assisted tackle vs. Ole Miss ... Recorded one solo tackle vs. Tennessee Tech.

**2007 SPRING** — Named the Most Improved Defensive Lineman after spring by coaches.

**2006** — Redshirted.

**HIGH SCHOOL** — High School Coach: Greg Minnus ... Was a two-way standout and four-year starter for Deerfield Beach ... Led Deerfield Beach to a spot in the Florida Class 6A state championship game ... Selected to play in the Florida North-South and Dade-Broward All-Star Games ... Ranked as the No. 60 defensive tackle in the country and the No. 89 player in the state of Florida by Rivals.com.

**PERSONAL** — Born April 13, 1987 ... Son of Moname Blanc and Mary Bonnet ... Major: Public Administration.

## BLANC'S CAREER DEFENSIVE STATS

YEAR	G/GS	TT	UT	AT	TFL-YDS	QBS-YDS	FF/FR	PD	I/YDS
2007	12/0	6	3	3	0.0-0	0.0-0	0/0	0	0-0
2008	12/6	27	11	16	3.5-6	1.5-4	0/0	0	0-0
2009	13/11	44	12	32	6.5-23	3.5-18	1/0	3	0-0
<b>Totals</b>	<b>37/17</b>	<b>77</b>	<b>26</b>	<b>51</b>	<b>10.0-29</b>	<b>5.0-22</b>	<b>1/0</b>	<b>3</b>	<b>0-0</b>

## BLANC'S CAREER GAME HIGH STATS


	No.	Opponent	Date
Tackles	9	Georgia	11/14/09
Tackles for loss	1.5	2x (last vs. Arkansas)	10/10/09
Sacks	1.0	2x (last vs. West Virginia)	9/19/09

## BLANC'S GAME-BY-GAME DEFENSIVE STATS

DATE	OPPONENT	TT	UT	AT	TFL-YDS	QBS-YDS
9/1/07	KANSAS STATE	1	1	0	0.0-0	0.0-0
9/8/07	SOUTH FLORIDA	0	0	0	0.0-0	0.0-0
9/15/07	MISSISSIPPI STATE	1	1	0	0.0-0	0.0-0
9/22/07	NEW MEXICO STATE	0	0	0	0.0-0	0.0-0
9/29/07	at Florida	DID NOT PLAY				
10/6/07	VANDERBILT	2	0	2	0.0-0	0.0-0
10/13/07	at Arkansas	0	0	0	0.0-0	0.0-0
10/20/07	at LSU	0	0	0	0.0-0	0.0-0
10/27/07	OLE MISS	1	0	1	0.0-0	0.0-0
11/03/07	TENNESSEE TECH	1	1	0	0.0-0	0.0-0
11/10/07	at Georgia	0	0	0	0.0-0	0.0-0
11/24/07	ALABAMA	DID NOT PLAY				
12/31/08	vs. Clemson (Chick-fil-A)	0	0	0	0.0-0	0.0-0

DATE	OPPONENT	TT	UT	AT	TFL-YDS	QBS-YDS
8/30/08	* LOUISIANA-MONROE	0	0	0	0.0-0	0.0-0
9/6/08	* SOUTHERN MISS	4	2	2	0.5-0	0.0-0
9/13/08	* MISSISSIPPI STATE	3	2	1	0.0-0	0.0-0
9/20/08	* LSU	0	0	0	0.0-0	0.0-0
9/27/08	TENNESSEE	1	0	1	0.0-0	0.0-0
10/4/08	at Vanderbilt	1	1	0	1.0-1	0.0-0
10/11/08	ARKANSAS	2	1	1	0.0-0	0.0-0
10/23/08	at West Virginia	5	2	3	0.5-1	0.0-0
11/1/08	* at Ole Miss	5	2	3	1.5-4	0.5-1
11/8/08	* TENNESSEE-MARTIN	1	0	1	0.0-0	0.0-0
11/15/08	GEORGIA	2	1	1	0.0-0	0.0-0
11/29/08	at Alabama	3	0	3	0.0-0	0.0-0

DATE	OPPONENT	TT	UT	AT	TFL-YDS	QBS-YDS
9/5/09	LOUISIANA TECH	2	1	1	1.0-5	1.0-5
9/12/09	* MISSISSIPPI STATE	4	1	3	0.0-0	0.0-0
9/19/09	* WEST VIRGINIA	2	2	0	1.0-4	1.0-4
9/26/09	* BALL STATE	1	0	1	0.5-3	0.5-3
10/3/09	* at Tennessee	1	1	0	0.0-0	0.0-0
10/10/09	* at Arkansas	4	3	1	1.5-2	0.0-0
10/17/09	* KENTUCKY	4	0	4	0.5-1	0.0-0
10/24/09	* at LSU	7	0	7	1.0-6	0.5-5
10/31/09	* OLE MISS	4	2	2	0.0-0	0.0-0
11/7/09	* FURMAN	0	0	0	0.0-0	0.0-0
11/14/09	* at Georgia	9	0	9	0.5-1	0.0-0
11/27/09	* ALABAMA	5	2	3	0.5-1	0.5-1
1/1/10	Northwestern (Outback)	1	0	1	0.0-0	0.0-0



**KODI** #18  
**BURNS** QB  
 6-2 · 208 · Jr. · 2L  
 Fort Smith, Ark. (Northside)  
 Exercise Science

**2009** — Appeared in 13 games with six starts ... Had five rushing TD's ... All five rushing TDs came from 1-yard out ... In multi-purpose role, rushed for 23 yards with a TD and was 0-for-1 passing in season opener vs. Louisiana Tech ... TD came on 1-yard run and gave AU a 10-7 lead ... Set career best with three rushing TDs and four total TDs in victory over Mississippi State ... All three rushing scores came from 1-yard out ... Also had a 13-yard TD pass ... Became first AU player to account for four TDs since 2003 when RB Carnell Williams rushed for six scores vs. Mississippi State ... Rushed for 10 yards on seven carries and caught one pass for 8 yards vs. West Virginia ... Rushed one time for 2 yards against Ball State before leaving game with injury ... Hit 1-of-3 passes for 17 yards and rushed five times for 16 yards in victory over Tennessee ... Only pass completion vs. UT was to Terrell Zachery to set up AU field goal ... Held to 7 yards rushing on two carries and 0-for-1 on pass attempts vs. Arkansas ... Against Kentucky, started at WR and totaled 52 yards total offense ... Rushed six times for 37 yards and completed only pass attempt for 15 yards vs. UK ... Rushed for 17 yards on six carries vs. LSU ... Returned to play vs. LSU after having two teeth broken in first quarter ... Against Ole Miss, threw a 14-yard TD pass to Tommy Trott to give Tigers 17-7 third-quarter lead ... Also caught one pass for 8 yards to give AU first down ... Started,

# 2009 Auburn Football Player Bios

but saw limited playing time vs. Furman ... Against Georgia, hauled in first career TD catch for Auburn's first score of game ... TD grab was from 5 yards out and was only catch of game ... Also rushed for 10 yards on three carries vs. Bulldogs ... Netted 5 yards rushing on two carries vs. Alabama ... Against Northwestern in Outback Bowl, caught one pass for 23 yards and had a 1-yard touchdown run ... The 23-yard catch was career-long.

**2008** — Played in 10 games with seven starts ... Finished ninth in SEC in total offense (146.1) per game and 10th in passing yards (105.0) per game ... Started season opener vs. Louisiana-Monroe ... For the season, finished with 1,050 yards passing and two touchdowns ... Completed 94-of-179 pass attempts for a 52.5 completion percentage ... Was second on team in rushing vs. ULM with 69 yards on six carries (11.5 avg./c) before leaving game with lower leg injury in third quarter ... Saw limited action vs. Southern Miss due to injury ... Had a 1-yard touchdown run vs. the Golden Eagles in the third quarter ... Hit 4-of-6 passes for 36 yards, including crucial third down conversion of 10 yards on third down to seal victory vs. Tennessee ... Also rushed eight times for 16 yards vs. Vols ... Threw for 28 yards on 2-of-6 passing with a long of 24 yards to Mario Fannin against Vanderbilt ... Started vs. Arkansas, completing 7-of-18 passes for a career-high 119 yards ... Also rushed for a team-high 38 yards on 15 rushing attempts with a TD (3-yard run) ... Took every snap at QB against West Virginia, throwing for a career-highs in completions (13) and attempts (21) ... Had one TD and one pick with 111 yards vs. WVA ... Threw first TD pass of season vs. WVA, a 16-yard screen pass to Brad Lester ... Also rushed for 82 yards on 15 carries vs. WVA with a 9-yard run ... First multi-TD game since Chick-fil-A Bowl vs. Clemson (one rush/one pass TD) ... Set career-highs in pass attempts, completions and yards vs. Ole Miss, going 27-of-43 for 319 yards ... Also rushed for 21 yards on nine carries vs. Rebels ... His 27 completions were three short of total completions for the season (30) and his 319 yards were 10 more than his season total (309) entering the game ... Set a career-high with 158 rushing yards on 13 carries vs. UT Martin ... Had TD runs of 31 and 58 yards vs. Skyhawks ... The 158 yards was the most by an AU QB since Phil Gargis rushed for 160 yards on 24 carries vs. UGA in 1974 ... It is also the most in the SEC since UF QB Tim Tebow rushed for 166 yards vs. Ole Miss in 2007 ... Also vs. UT Martin, Burns hit 12-of-20 pass attempts for 130 yards, marking the third straight game with at least a 60 percent completion percentage ... Against Georgia, threw for 179 yards on 16-of-30 passing with one TD ... Also ran for 28 yards on 14 carries vs. UGA ... Against Alabama, threw for 113 yards on 9-of-23 passing.

**SPRING 2008** — Received the Offensive MVP Award for A-Day after completing 14-of-21 passes for 142 yards and one touchdown.

**2007** — Saw action in nine games ... Made collegiate debut against Mississippi State, rushing for 87 yards on 22 attempts, including a 1-yard touchdown sneak ... Also was 8-for-12 for 65 yards and one interception against the Bulldogs ... Made first career start against New Mexico State, completing 1-of-5 passes including a 58-yard TD strike to Rod Smith in the first quarter ... Was the first Auburn true freshman quarterback to start in a game since Gabe Gross in 1998 ... Was first-ever true freshman quarterback to start under Tommy Tuberville during his 13-year career as a head coach ... Start against New Mexico State marked the earliest in a season (fourth game) that an Auburn true freshman QB started ... Scored Auburn's first touchdown, a 6-yard run, in the first quarter of Auburn's win at Florida ... Did not attempt a pass, while gaining 5 yards on three carries against the Gators ... Gained 4 yards on three rushing attempts and 0-for-1 passing against Vanderbilt ... Took two snaps at Arkansas, rushing for 1 yard on one carry ... One snap against LSU, rushing for 1 yard ... One rush for five yards against Ole Miss ... Led Auburn in rushing with 69 yards and one touchdown and also threw a 22-yard touchdown pass against Clemson in the Chick-fil-A Bowl.

**HIGH SCHOOL** — High School Coach: Darrell Henry ... Threw for 1,903 yards and 23 TD's as a senior, while rushing for 835 yards and 13 TD's ... Totaled 6,020 yards passing and 65 touchdowns in three years as a starting quarterback ... Named to the Rivals 250 ... Ranked as the No. 8 dual-threat quarterback prospect in the country and the No. 3 overall recruit in Arkansas by Rivals.com ... Ranked 16th among quarterbacks by Espn.com ... Named to the *Atlanta Journal Constitution's* Super Southern 100 and the *Orlando Sentinel's* All-Southern team in 2006 ... Selected as a *Prepstar* All-American recruit ... No. 42 in the Scout Hot 100 ... Named All-State by the Arkansas High School Athletic Association and All Northwest Arkansas by the *Arkansas Democrat Gazette* ... Ranked 40th in the *Mobile Press Register* Super Southeast 120 ... Selected to play in the Offense-Defense All-American Bowl after completing his senior season.

**PERSONAL** — Born Dec. 24, 1988 ... Son of Kim and Dazzle Burns ... Major: Exercise Science.

## BURNS' CAREER PASSING STATS

YEAR	G/GS	CMP	ATT	PCT	YDS	INT	TD	LP/OPPONENT
2007	9/1	10	26	38.5	145	1	2	58/New Mexico State
2008	10/7	94	179	52.5	1,050	7	2	52/Ole Miss
2009	13/6	5	15	33.3	75	2	2	17/Tennessee
<b>Totals</b>	<b>32/14</b>	<b>109</b>	<b>220</b>	<b>49.5</b>	<b>1,270</b>	<b>10</b>	<b>6</b>	<b>58/New Mexico State</b>

## BURNS' CAREER RUSHING STATS

YEAR	G/GS	NO	YDS	AVG	TD	LP/OPPONENT
2007	9/1	54	203	3.8	3	18/Mississippi State
2008	10/7	98	411	4.2	5	58/UT Martin
2009	13/6	56	175	3.1	5	19/Kentucky
<b>Totals</b>	<b>32/14</b>	<b>208</b>	<b>789</b>	<b>3.8</b>	<b>13</b>	<b>58/UT Martin</b>

## BURN'S CAREER GAME HIGH STATS

	No.	Opponent	Date
Completions	27	Ole Miss	11/1/08
Pass Attempts	43	Ole Miss	11/1/08
Pass Yards	319	Ole Miss	11/1/08
Pass TDs	1	5x (last vs. Ole Miss)	10/31/09
Interceptions	3	Ole Miss	11/1/08
Rush Attempts	22	Mississippi State	9/15/07
Rush Yards	158	UT Martin	11/8/08
Rush TDs	3	Mississippi State	9/12/09
Receptions	1	4x (last vs. Georgia)	11/14/09
Receiving TDs	1	Georgia	11/14/09

## BURNS' GAME-BY-GAME RUSHING STATS

DATE	OPPONENT	ATT	YDS	Avg.	TD	TD Runs
8/30/08	* LOUISIANA-MONROE	6	69	11.5	0	---
9/6/08	SOUTHERN MISS	2	-1	-0.5	1	1
9/13/08	MISSISSIPPI STATE	1	12	12.0	0	---
9/20/08	LSU	0	0	0.0	0	---
9/27/08	TENNESSEE	8	16	2.0	0	---
10/4/08	at Vanderbilt	4	-6	-1.5	0	---
10/11/08	* ARKANSAS	15	38	2.5	1	3
10/23/08	* at West Virginia	15	82	5.5	1	9
11/1/08	* at Ole Miss	9	21	2.3	0	---
11/8/08	* TENNESSEE-MARTIN	13	158	12.2	2	31, 58
11/15/08	* GEORGIA	14	28	2.0	0	---
11/29/08	* at Alabama	12	6	0.5	0	---

DATE	OPPONENT	ATT	YDS	Avg.	TD	TD Runs
9/5/09	LOUISIANA TECH	8	23	2.9	1	1
9/12/09	* MISSISSIPPI STATE	9	32	3.6	3	1, 1, 1
9/19/09	WEST VIRGINIA	7	10	1.4	0	--
9/26/09	BALL STATE	1	2	2.0	0	--
10/3/09	at Tennessee	5	16	3.2	0	--
10/10/09	* at Arkansas	2	7	3.5	0	--
10/17/09	* KENTUCKY	6	37	6.2	0	--
10/24/09	at LSU	6	17	2.8	0	--
10/31/09	* OLE MISS	2	0	0.0	0	--
11/7/09	* FURMAN	0	0	0.0	0	--
11/14/09	at Georgia	3	10	3.3	0	--
11/27/09	ALABAMA	2	5	2.5	0	--
1/1/10	* Northwestern (Outback)	5	16	3.0	1	1

## BURNS' GAME-BY-GAME PASSING STATS

DATE	OPPONENT	CMP	ATT	YDS	INT	TD
9/1/07	KANSAS STATE					DID NOT PLAY
9/8/07	SOUTH FLORIDA					DID NOT PLAY
9/15/07	MISSISSIPPI STATE	8	12	65	1	0
9/22/07	* NEW MEXICO STATE	1	5	58	0	1
9/29/07	at Florida	0	0	0	0	0
10/6/07	VANDERBILT	0	1	0	0	0
10/13/07	at Arkansas	0	0	0	0	0
10/20/07	at LSU	0	0	0	0	0
10/27/07	OLE MISS	0	0	0	0	0
11/03/07	TENNESSEE TECH	0	4	0	0	0
11/10/07	at Georgia					DID NOT PLAY
11/24/07	ALABAMA					DID NOT PLAY
12/31/07	vs. Clemson (Chick-fil-A)	1	4	22	0	1

# 2009 Auburn Football Player Bios

DATE	OPPONENT	CMP	ATT	YDS	INT	TD
8/30/08	* LOUISIANA-MONROE	4	9	15	0	0
9/6/08	SOUTHERN MISS	0	3	0	1	0
9/13/08	MISSISSIPPI STATE			DID NOT PLAY		
9/20/08	LSU			DID NOT PLAY		
9/27/08	TENNESSEE	4	6	36	0	0
10/4/08	at Vanderbilt	2	6	28	0	0
10/11/08	* ARKANSAS	7	18	119	2	0
10/23/08	* at West Virginia	13	21	111	1	1
11/1/08	* at Ole Miss	27	43	319	3	0
11/8/08	* TENNESSEE-MARTIN	12	20	130	0	0
11/15/08	* GEORGIA	16	30	179	0	1
11/29/08	* at Alabama	9	23	113	0	0

DATE	OPPONENT	CMP	ATT	YDS	INT	TD
9/5/09	LOUISIANA TECH	0	1	0	0	0
9/12/09	* MISSISSIPPI STATE	1	1	13	0	1
9/19/09	WEST VIRGINIA	1	2	16	0	0
9/26/09	BALL STATE	0	0	0	0	0
10/3/09	at Tennessee	1	3	17	0	0
10/10/09	* at Arkansas	0	1	0	0	0
10/17/09	* KENTUCKY	1	1	15	0	0
10/24/09	at LSU	0	1	0	0	0
10/31/09	* OLE MISS	1	2	14	0	1
11/7/09	* FURMAN	0	0	0	0	0
11/14/09	at Georgia	0	0	0	0	0
11/27/09	ALABAMA	0	1	0	0	0
1/1/10	* Northwestern (Outback)	0	2	0	2	0

## BURNS' GAME-BY-GAME RECEIVING STATS

DATE	OPPONENT	ATT	YDS	AVG	TD	TD REC
9/5/09	LOUISIANA TECH	0	0	0.0	0	--
9/12/09	* MISSISSIPPI STATE	1	2	2.0	0	--
9/19/09	WEST VIRGINIA	1	8	8.0	0	--
9/26/09	BALL STATE	0	0	0.0	0	--
10/3/09	at Tennessee	0	0	0.0	0	--
10/10/09	* at Arkansas	0	0	0.0	0	--
10/17/09	* KENTUCKY	0	0	0.0	0	--
10/24/09	at LSU	0	0	0.0	0	--
10/31/09	* OLE MISS	1	8	8.0	0	--
11/7/09	* FURMAN	0	0	0.0	0	--
11/14/09	at Georgia	1	5	5.0	1	5
11/27/09	ALABAMA	0	0	0.0	0	--
1/1/10	* Northwestern (Outback)	1	23	23.0	0	--

yard.

**2008** — Finished tied for 48th in SEC in tackles per game (4.4) ... Played in 12 games with eight starts ... Finished with fifth-most tackles on team with 53 and a team high three interceptions ... Also had 3.0 TFLs for minus 7 yards ... Tied for second on team with six tackles in season opener vs. Louisiana-Monroe ... Recorded one stop (assisted) vs. Southern Miss ... Had two solo tackles vs. Mississippi ... Played, but did not record a tackle vs. LSU ... Made first career start vs. Tennessee and led team with 11 total tackles, six solo ... Also had one QB hurry vs. Vols ... His 11 tackles vs. UT were two more than season total of nine entering the game ... Against Arkansas, had nine tackles, three solo, and 2.0 TFLs for minus 5 yards and one interception, which was returned for 31 yards ... The INT was the first of his career ... Had five tackles and picked off a pass vs. West Virginia ... INT vs. WVA come on first series of game and ended a WVA scoring threat ... Led team with six solo tackles and totaled eight for the game vs. Ole Miss ... Also had one pass break-up vs. Rebels ... Notched third INT of season with a pick vs. UT Martin in the end zone to end scoring threat ... Against Georgia, totaled five tackles with one TFL for minus 2 yards ... Against Alabama, registered four solo tackles.

**2007** — Appeared in five games ... Saw first action against Vanderbilt ... Also played against Ole Miss, Tennessee Tech, Georgia and Clemson in the Chick-fil-A Bowl ... Totaled 10 tackles, with eight solo, and two TFLs ... Recorded four tackles in first career game vs. Vandy ... Followed that with six tackles, five solo, and a forced fumble against Tennessee Tech.

**HIGH SCHOOL** — High School Coach: Mark James ... Played in just eight games as a senior, totaling 110 tackles, four forced fumbles, three recoveries and two sacks ... Led Boyd Anderson to a 9-3 overall record and to the second round of the state playoffs as a senior ... Earned Broward County Defensive Player of the Year honors in 2006 ... Ranked ninth nationally among inside linebackers and 31st overall in Florida by Rivals.com ... Ranked 25th among all inside linebacker recruits by Espn.com ... Ranked 84th in the Scout National Hot 100 ... Ranked No. 117 in the *Mobile Press Register* Super Southeast 120 ... Played in the Broward County All-Star game in 2006.

**PERSONAL** — Born Aug. 24, 1989 ... Son of Herbert and Yolanda Bynes ... Major: Human Development and Family Studies.

## BYNES' CAREER DEFENSIVE STATS

YEAR	G/GS	TT	UT	AT	TFL-YDS	QBS-YDS	FF/FR	PD	I/YDS
2007	4/0	10	8	2	2.0-4	0.0-0	1/0	0	0-0
2008	12/8	53	24	29	3.0-7	0.0-0	0/0	4	3-33
2009	13/13	104	61	43	6.0-16	1.0-7	0/2	8	1-5
<b>Totals</b>	<b>29/21</b>	<b>167</b>	<b>93</b>	<b>74</b>	<b>11.0-27</b>	<b>1.0-7</b>	<b>1/2</b>	<b>12</b>	<b>4-38</b>

## BYNES' CAREER GAME HIGH STATS

	No.	Opponent	Date
Tackles	12	West Virginia	9/19/09
Tackles for loss	2.0	Arkansas	10/11/08
Sacks	1.0	Kentucky	10/17/09

## BYNES' GAME-BY-GAME DEFENSIVE STATS

DATE	OPPONENT	TT	UT	AT	TFL-YDS	QBS-YDS
8/30/08	LOUISIANA-MONROE	6	1	5	0.0-0	0.0-0
9/6/08	SOUTHERN MISS	1	0	1	0.0-0	0.0-0
9/13/08	MISSISSIPPI STATE	2	2	0	0.0-0	0.0-0
9/20/08	LSU	0	0	0	0.0-0	0.0-0
9/27/08	* TENNESSEE	11	6	5	0.0-0	0.0-0
10/4/08	* at Vanderbilt	2	0	2	0.0-0	0.0-0
10/11/08	* ARKANSAS	9	3	6	2.0-5	0.0-0
10/23/08	* at West Virginia	5	1	4	0.0-0	0.0-0
11/1/08	* at Ole Miss	8	6	2	0.0-0	0.0-0
11/8/08	* TENNESSEE-MARTIN	0	0	0	0.0-0	0.0-0
11/15/08	* GEORGIA	5	1	4	1.0-2	0.0-0
11/29/08	* at Alabama	4	4	0	0.0-0	0.0-0



**JOSH** **#17**  
**BYNES** **LB**  
*6-2 · 239 · Jr. · 2L*  
*Lauderdale Lakes, Fla. (Boyd Anderson)*  
*Human Development and Family Studies*

**CAREER** — Has started 21 consecutive games dating back to 2008.

**2009** — 9th in tackles per game in SEC play, averaging 8.0 per game ... 6th in SEC/T-77th in NCAA in tackles per game, 8.0 tpg ... 20th in SEC in passes defended per game, 0.73 ... T-68th in NCAA in solo tackles per game, 4.6 tpg ... Started all 13 games ... Led team with 104 tackles ... Started at LB in season opener vs. Louisiana Tech and tied for team lead with eight total tackles ... Tied for team lead with eight tackles vs. Mississippi State ... Picked off QB Geno Smith with less than three minutes left to seal victory over West Virginia ... Finished with career-high 12 tackles vs. WVA, 10 coming on solo stops ... Against Ball State, registered first career fumble recovery, had 1.0 TFL (minus 3 yards) and had six tackles, five solo ... Forced a fumble, broke up two passes, had one QB hurry and finished with nine tackles in win over Tennessee ... Against Arkansas, broke up two passes and totaled eight tackles, with five solo stops ... Against Kentucky, led Tigers with nine tackles, six solo, and first career sack (minus 7 yards) ... Registered a TFL (minus 2 yards) and seven tackles vs. LSU ... Against Ole Miss, broke up one pass and totaled six tackles, four solo ... Against Furman, had one QB hurry and four total tackles in limited snaps ... Broke up a pass, had one TFL (minus 2 yards) and totaled seven tackles vs. Georgia ... Had a TFL (minus 1 yard), a QB hurry and 10 total tackle vs. Alabama ... Seven of 10 tackles were solo ... Against Northwestern in Outback Bowl, recorded 10 tackles with a TFL for minus 1

# 2009 Auburn Football Player Bios

DATE	OPPONENT	TT	UT	AT	TFL-YDS	QBS-YDS
9/5/09	* LOUISIANA TECH	8	5	3	0.0-0	0.0-0
9/12/09	* MISSISSIPPI STATE	8	2	6	0.0-0	0.0-0
9/19/09	* WEST VIRGINIA	12	10	2	0.0-0	0.0-0
9/26/09	* BALL STATE	6	5	1	1.0-3	0.0-0
10/3/09	* at Tennessee	9	5	4	0.0-0	0.0-0
10/10/09	* at Arkansas	8	4	4	0.0-0	0.0-0
10/17/09	* KENTUCKY	9	6	3	1.0-7	1.0-7
10/24/09	* at LSU	7	3	4	1.0-2	0.0-0
10/31/09	* OLE MISS	6	4	2	0.0-0	0.0-0
11/7/09	* FURMAN	4	1	3	0.0-0	0.0-0
11/14/09	* at Georgia	7	3	4	1.0-2	0.0-0
11/27/09	* ALABAMA	10	7	3	1.0-1	0.0-0
1/1/10	* Northwestern (Outback)	10	6	4	1.0-1	0.0-0



**WES** #18  
**BYRUM** K  
 6-2 · 209 · Jr. · 2L  
 Ft. Lauderdale, Fla. (St. Thomas Aquinas)  
 Business

**CAREER** — Has connected on three game-winning field goals, at Florida and at Arkansas, both in 2007, and against Northwestern in overtime in 2010 Outback Bowl ... Holds AU single-season record with 54 PATs (2009, going 54-of-54) ... Has hit three field goals in a game six times ... Ranks fifth in AU history in scoring (240 points), third in points kicking (240), fourth in field goals made (43), fourth in field goal percentage (74.1), third in PATs (111) and third in PAT attempts (113).

**2009** — Named Auburn Special Teams MVP ... Named Lou Groza National Semi-Finalist ... Named SEC Special Teams Player of the Week (10/5) ... Named Lou Groza Star of the Week (10/5) ... 5th in SEC in scoring (kick) and 6th (overall) in SEC/44th in NCAA (overall), averaging 7.6 ppg ... T-8th in SEC/T-49th in NCAA in FG's made per game, 1.15 ... T-1st in SEC in PAT Pct., 100 pct. ... Phil Steele's Third-Team Midseason All-SEC ... Appeared in all 13 games ... Hit 15-of-16 FG attempts for season, including 5-of-6 beyond 40 yards ... Went 54-of-54 on PATs ... Was 3-for-3 in FG attempts and 4-4 on PAT tries in season opener vs. Louisiana Tech ... Hit long FG of 49 yards vs. Tech, marking longest FG since hitting 52-yarder on 9/6/08 vs. Southern Miss ... Three FG's also tied career best for the fifth time ... Also kicked off four times for 64.8 average vs. Tech ... Did not attempt a FG vs. Mississippi State ... Hit both FG attempts vs. West Virginia, connecting from 46 and 42 yards out ... Connected on only FG attempt vs. Ball State, from 32 yards out ... Against Tennessee, accounted for 14 of team's 26 points hitting 4-of-5 FG attempts and a pair of PAT's ... The four FG's made and five attempts were both career highs ... Only miss came from 46 yards out and was first of season ... Hit only FG attempt of game, connecting from 37-yards out for AU's first score of the game vs. Arkansas ... Also kicked off one time for a touchback vs. Hogs ... Hit a 24-yard field goal and one PAT vs. LSU ... Against Ole Miss, connected on 36-yard field goal in first quarter and four PAT attempts ... Did not attempt a FG vs. Furman, but did go 9-for-9 in PAT's ... Hit only FG try vs. Georgia, connecting from 37 yards out ... Against Alabama, did not attempt a FG but converted surprise onside kick which led to AU touchdown and 14-0 lead in first quarter ... Converted all three PAT's vs. Crimson Tide ... Against Northwestern in Outback Bowl, connected on a 21-yard FG in overtime that proved to be game winner ... The 21-yarder was only FG attempt of game ... Also hit five PAT's and averaged 66.0 yards on six kickoffs with one touchback vs. Northwestern.

**2008** — Second Team Preseason Media All-SEC ... Athlon Sports Preseason First Team All-SEC ... Finished sixth in SEC in FG percentage (57.9), 10th in scoring field goals (5.0) and tied for fifth in field goals made per game (1.0) ... Hit 11-of-19 field goals tries with a long of 52 yards ... Connected on 2-of-3 field goal attempts in season opener vs. Louisiana-Monroe ... Also had four kickoffs vs. ULM with a 66.8 yard average ... Hit both FG attempts vs. Southern Miss including a career-long of 52 yards ... Also made good from 23 yards out vs. Golden Eagles ... Averaged 63.5 yards on two kickoffs vs. USM ... Went 1-of-3 on FG attempts vs. Mississippi State, converting on 35-yard attempt for Auburn's only points in 3-2 win ... Averaged 61.3 yards on three KO's vs. Mississippi State ... Did not attempt a FG vs. LSU, but was 3-for-3 on PAT tries ... Hit only PAT try vs. UT, but missed 35 yard FG attempt ... Missed first PAT of season at Vanderbilt, had hit on 34 straight until miss ... Connected on 2-of-3 FG attempts vs. Arkansas, hitting from 45 and 36 yards ... Hit 19-yard FG and missed 44-yard FG attempt vs. West Virginia ... Also kicked off three times for a

62.3 yard average vs. WVA ... Averaged 67.0 yards on two kickoff's vs. Ole Miss ... Did not have a FG attempt vs. Rebels ... Hit 3-of-4 FG attempts with a long of 48 yards vs. UT Martin ... Also averaged 60.8 yards on four kickoffs vs. UT Martin ... Missed only attempts, from 42 yards, vs. Georgia.

**2007** — Collegefootballnews.com's Freshman All-America Third Team ... Scout.com Second Team Freshman All-America Team ... Sporting News Honorable Mention Freshman All-America honors ... Led Auburn in scoring with 86 points ... Tied for fifth in the SEC in field goal percentage (73.9 percent) and tied for fifth in field goals made (17) ... Nailed two game-winning field goals both with less than 30 seconds remaining on the clock and both on the road ... Named SEC Special Teams Player of the Week (Oct. 1) after booting 43-yard game-winning field goal as time expired in 20-17 upset at No. 4 Florida ... Had initially made kick, however, Florida called timeout prior to the snap, forcing Byrum to make the kick a second time ... Also had a 30-yard field goal in the third quarter to give Auburn a 17-3 lead ... Booted 20-yard field goal with 21 seconds remaining at Arkansas to give Tigers' a 9-7 win ... Connected 3-of-5 field goals against the Razorbacks ... In first career game at Auburn, connected on three field goals and scored 11 points ... Hit first three FG attempts from 20, 39 and 31, before missing from 47 in the fourth quarter ... Nailed all three field goals against South Florida, including a career-long 49 yards ... 46-yarder with 2:54 in regulation gave AU a 20-17 lead and 39-yarder in overtime gave the Tigers a short-lived 23-20 lead ... Nailed a pair of field goals (22, 33) vs. Georgia ... Hit one of two FG attempts vs. Alabama ... Missed 43-yarder vs. Tide snapped streak of six straight FGs made ... Had at least one field goal made in last six games ... Made one field goal from 36 yards to give Auburn the first lead of the game against Clemson in the Chick-fil-A Bowl.

**HIGH SCHOOL** — High School Coach: George Smith ... Kicked 79-of-91 kickoffs for touchbacks and connected on 74-of-75 extra point attempts his senior year ... Converted 11-of-15 field goals including a long of 48 yards in 2006 ... Ranked second among kickers by Rivals.com and Espn.com ... Named first-team All-Broward County by the Miami Herald ... Named FSWA 5A All-State ... Selected by the Florida Times Union to the Florida Super 75 ... Named a PrepStar All-American recruit ... Selected to play in the Offense-Defense All-American Bowl.

**PERSONAL** — Born March 18, 1989 ... Son of Donna and Richard Mallion ... Major: Business.

## BYRUM'S CAREER KICKING STATS

YEAR	FG-A	Pct.	0-19	20-29	30-39	40-49	50+	PAT	Pts
2007	17-23	73.9	0-0	5-5	9-10	3-8	0-0	35-36	86
2008	11-19	57.9	2-2	2-3	3-6	3-7	1-1	22-23	55
2009	15-16	93.8	1-1	5-5	4-4	5-6	0-0	54-54	99
<b>Totals</b>	<b>43-58</b>	<b>74.1</b>	<b>3-3</b>	<b>12-13</b>	<b>16-20</b>	<b>11-21</b>	<b>1-1</b>	<b>111-113</b>	<b>240</b>

## BYRUM'S CAREER GAME HIGH STATS

	No.	Opponent	Date
FG Attempts	5	2x (last vs. Tennessee)	10/3/09
FGs Made	4	vs. Tennessee	10/3/09

### 2007 Field Goal Sequence (Made/Missed):

KANSAS STATE: 20, 39, 31, 47  
 SOUTH FLORIDA: 49, 46, 39  
 MISSISSIPPI STATE: ---  
 NEW MEXICO STATE: 48  
 at Florida: 30, 43  
 VANDERBILT: ---  
 at Arkansas: 22, 36, 38, 46, 20  
 at LSU: 22  
 OLE MISS: 36  
 TENNESSEE TECH: ---  
 at Georgia: 22, 33  
 ALABAMA: 37, 43  
 Clemson (Chick-fil-A): 36, 44

### 2008 Field Goal Sequence (Made/Missed):

LOUISIANA-MONROE: 33, 32, 19  
 SOUTHERN MISS: 52, 23  
 at Mississippi State: 35, 42, 22  
 LSU: ---  
 TENNESSEE: 35  
 at Vanderbilt: ---  
 ARKANSAS: 45, 36, 33  
 at West Virginia: 19, 44  
 at Ole Miss: ---  
 UT-MARTIN: 48, 44, 46, 24  
 GEORGIA: 42  
 at Alabama: ---

# 2009 Auburn Football Player Bios

## 2009 Field Goal Sequence (Made/Missed):

9/5/09	LOUISIANA TECH: 29, 49, 47
9/12/09	MISSISSIPPI STATE: --
9/19/09	WEST VIRGINIA: 46, 42
9/26/09	BALL STATE: 32
10/3/09	at Tennessee: 29, 43, 46, 19, 22
10/10/09	at Arkansas: 37
10/17/09	KENTUCKY: --
10/24/09	at LSU: 24
10/31/09	OLE MISS: 36
11/7/09	FURMAN: --
11/14/09	at Georgia: 37
11/27/09	ALABAMA: --
1/1/10	Northwestern (Outback): 21

DATE	OPPONENT	REC	YDS	AVG	TD	TD REC
9/5/09	LOUISIANA TECH	0	0	0.0	0	--
9/12/09	MISSISSIPPI STATE	0	0	0.0	0	--
9/19/09	WEST VIRGINIA	0	0	0.0	0	--
9/26/09	BALL STATE	0	0	0.0	0	--
10/3/09	at Tennessee	0	0	0.0	0	--
10/10/09	at Arkansas	1	32	32.0	0	--
10/17/09	KENTUCKY	0	0	0.0	0	--
10/24/09	at LSU	0	0	0.0	0	--
10/31/09	OLE MISS	0	0	0.0	0	--
11/7/09	FURMAN	0	0	0.0	0	--
11/14/09	at Georgia	0	0	0.0	0	--
11/27/09	* ALABAMA	0	0	0.0	0	--
1/1/10	* Northwestern (Outback)	1	46	46.0	1	46



## QUINDARIUS

#9

## CARR

WR

6-1 · 181 · So. · 1L

Huntsville, Ala. (Huntsville)

Criminology



## ANTOINE

#45

## CARTER

DE

6-4 · 263 · Jr. · 2L

Ft. Lauderdale, Fla. (Dillard)

Liberal Arts

**2009** — Appeared in 13 games with two starts, catching two passes for 78 yards ... Saw playing time but did not record a catch vs. Louisiana Tech and Mississippi State ... Recorded one 32-yard reception vs. Arkansas ... Made first career start vs. Alabama ... Against Northwestern in Outback Bowl, hauled in career-long pass of 46 yards for a score to give Tigers 21-7 lead in second quarter ... TD grab was first of career.

**2008** — Played in every game, catching six passes for 63 yards with a long of 28 yards ... Hauled in first career reception, for 6 yards, in season opener vs. Louisiana-Monroe ... Had one catch for eight yards vs. Southern Miss ... Had one catch for 28 yards vs. Mississippi State ... Caught one pass for seven yards vs. West Virginia ... Had one 8-yard reception vs. Ole Miss ... Caught a 6-yard pass vs. UT Martin.

**2007** — Redshirted

**HIGH SCHOOL** — High School Coach: Kevin Wieseman ... Named first-team Huntsville All-City and named Offensive Player of the Year for the city of Huntsville in 2006 ... Elected a team captain his senior season ... Ranked the No. 38 wide receiver in the nation and the No. 13 overall recruit in Alabama by Rivals.com ... Placed 139th among wide receivers by Espn.com ... Named *Birmingham News* All-State and ASWA all-state honorable mention in 2006 ... *Huntsville Times* Elite 11 recruit before his senior season.

**PERSONAL** — Born May 1, 1989 ... Son of Jovita and Kelvin Carr ... Major: Criminology.

### CARR'S CAREER RECEIVING STATS

YEAR	G/GS	NO	YDS	AVG	TD	LP/OPPONENT
2008	12/0	6	63	10.5	0	28/Mississippi State
2009	13/2	2	78	39.0	1	46/Northwestern
<b>Totals</b>	<b>25/2</b>	<b>8</b>	<b>141</b>	<b>17.6</b>	<b>0</b>	<b>46/Northwestern</b>

### CARR'S GAME-BY-GAME RECEIVING STATS

DATE	OPPONENT	REC	YDS	AVG	TD	TD REC
8/30/08	LOUISIANA-MONROE	1	6	6.0	0	--
9/6/08	SOUTHERN MISS	1	8	8.0	0	--
9/13/08	MISSISSIPPI STATE	1	28	28.0	0	--
9/20/08	LSU	0	0	0.0	0	--
9/27/08	TENNESSEE	0	0	0.0	0	--
10/4/08	at Vanderbilt	0	0	0.0	0	--
10/11/08	ARKANSAS	0	0	0.0	0	--
10/23/08	at West Virginia	1	7	7.0	0	--
11/1/08	at Ole Miss	1	8	8.0	0	--
11/8/08	TENNESSEE-MARTIN	1	6	6.0	0	--
11/15/08	GEORGIA	0	0	0.0	0	--
11/29/08	at Alabama	0	0	0.0	0	--

**2009** — Appeared in 10 games with seven starts ... Totaled 30 tackles with 4.5 TFLs and 1.5 sacks ... Missed first three games of season due to injury ... Returned to play against Ball State ... Had three tackles, two solo, vs. Ball State ... Against Tennessee, only tackle of game was a TFL (minus 3 yards) ... Notched first sack of season (minus 8 yards) for only tackle vs. Arkansas ... Against Kentucky, earned first start of season and had career-high five tackles with a pair of QB hurries ... Had four tackles, three solo, with one TFL (minus 7 yards) vs. LSU ... Registered half a sack and two total tackles vs. Ole Miss ... Notched half a TFL (minus 2 yards) and a pair of tackles in abbreviated action vs. Furman ... Totaled four tackles, two solo, vs. Georgia ... Against Alabama, had half a TFL (minus 2 yards), a QB hurry and tied career-best with five total tackles ... Totaled three tackles against Northwestern in the Outback Bowl.

**2008** — Played in 10 games with one start ... Totaled 16 tackles, 2.5 sacks with eight QB hurries ... Finished with fifth-most TFLs on team with 6.5 and fourth-most TFL yardage at minus 32 yards ... Registered one QB hurry and two total tackles in season opener vs. Louisiana-Monroe ... Had one solo tackle vs. Southern Miss ... In limited action, had one QB hurry in win vs. Mississippi State ... Recorded one solo tackle and one QB hurry vs. LSU ... Turned in strong game vs. Tennessee, with 1.5 TFLs (minus 1 yard) including half a sack and two QB hurries ... Finished with three total tackles vs. Vols ... Had two stops, one solo, vs. Vanderbilt ... Did not play vs. Arkansas & West Virginia due to injury ... Returned from injury and recorded a solo sack for minus 8 yards vs. Ole Miss ... Had first career start vs. UT Martin, recording three tackles, all solo and all tackles for loss ... Had one sack for minus 11 yards and two TFLs for a combined minus 10 yards vs. UT Martin ... Against Georgia, had one tackle, a TFL for minus 2 yards and one QB hurry ... Against Alabama, totaled two tackles, one solo.

**2007** — *Named to Coaches' All-SEC Freshman Team* ... Saw action in all 13 contests ... Sixth on team with 4.0 tackles for loss (-23) and fifth with 1.5 quarterback sacks (-16) ... Was a presence in South Florida backfield, registering three tackles, including one quarterback sack (-11) and three quarterback hurries against the Bulls ... Career-best four tackles including 1.5 tackles for loss (-6) against New Mexico State ... Three stops including 1.5 tackles for loss (-6) and 0.5 sacks (-5) versus Vanderbilt ... Two tackles at LSU ... Registered two assisted tackles vs. Tennessee Tech... Recorded two solo tackles against Clemson in the Chick-fil-A Bowl.

**HIGH SCHOOL** — High School Coach: Otis Gray ... Totaled 76 tackles and eight sacks in his senior year after transferring to Dillard High School ... Tallied 24 sacks in his junior season at Bay Point High School, earning him FSWA All-State honors ... Named First-Team All-Broward county and 5A FSWA All-State honorable mention as a senior ... Ranked 34th among strong side defensive ends and 68th overall in the state of Florida by Rivals.com ... Selected to play in the Florida North/South All-Star game after his senior season ... Named to the *South Florida Sun-Sentinel's* Broward County All-Star team.

**PERSONAL** — Born Dec. 21, 1989 ... Son of Michael and Barbara Carter ... Major: Liberal Arts.

# 2009 Auburn Football Player Bios

## CARTER'S CAREER DEFENSIVE STATS

YEAR	G/GS	TT	UT	AT	TFL-YDS	QBS-YDS	FF/FR	PD	I/YDS
2007	13/0	16	8	8	4.0-23	1.5-16	0/0	1	0/0
2008	10/1	16	11	5	6.5-32	2.5-19	0/0	0	0/0
2009	10/7	30	16	14	4.5-28	1.5-14	0/0	0	0/0
<b>Totals</b>	<b>33/8</b>	<b>62</b>	<b>35</b>	<b>27</b>	<b>15.0-83</b>	<b>5.5-49</b>	<b>0/0</b>	<b>1</b>	<b>0/0</b>

## CARTER'S CAREER GAME HIGH STATS

	No.	Opponent	Date
Tackles	5	2x (last vs. Alabama)	11/27/09
Tackles for loss	3.0	UT Martin	11/8/08
Sacks	1.0	4x (last vs. Arkansas)	10/10/09

## CARTER'S GAME-BY-GAME DEFENSIVE STATS

DATE	OPPONENT	TT	UT	AT	TFL-YDS	QBS-YDS
9/1/07	KANSAS STATE	0	0	0	0.0-0	0.0-0
9/8/07	SOUTH FLORIDA	3	2	1	1.0-11	1.0-11
9/15/07	MISSISSIPPI STATE	0	0	0	0.0-0	0.0-0
9/22/07	NEW MEXICO STATE	4	2	2	1.5-6	0.0-0
9/29/07	at Florida	0	0	0	0.0-0	0.0-0
10/6/07	VANDERBILT	3	1	2	1.5-6	0.5-5
10/13/07	at Arkansas	0	0	0	0.0-0	0.0-0
10/20/07	at LSU	2	1	1	0.0-0	0.0-0
10/27/07	OLE MISS	0	0	0	0.0-0	0.0-0
11/03/07	TENNESSEE TECH	2	0	2	0.0-0	0.0-0
11/10/07	at Georgia	0	0	0	0.0-0	0.0-0
11/24/07	ALABAMA	0	0	0	0.0-0	0.0-0
12/31/07	Clemson (Chick-fil-A)	2	2	0	0.0-0	0.0-0

DATE	OPPONENT	TT	UT	AT	TFL-YDS	QBS-YDS
8/30/08	LOUISIANA-MONROE	2	1	1	0.0-0	0.0-0
9/6/08	SOUTHERN MISS	1	1	0	0.0-0	0.0-0
9/13/08	MISSISSIPPI STATE	0	0	0	0.0-0	0.0-0
9/20/08	LSU	1	1	0	0.0-0	0.0-0
9/27/08	TENNESSEE	3	1	2	1.5-0	0.5-0
10/4/08	at Vanderbilt	2	1	1	0.0-0	0.0-0
10/11/08	ARKANSAS				DID NOT PLAY	
10/23/08	at West Virginia				DID NOT PLAY	
11/1/08	at Ole Miss	1	1	0	1.0-8	1.0-8
11/8/08	* TENNESSEE-MARTIN	3	3	0	3.0-21	1.0-11
11/15/08	GEORGIA	1	1	0	1.0-2	0.0-0
11/29/08	at Alabama	2	1	1	0.0-0	0.0-0

DATE	OPPONENT	TT	UT	AT	TFL-YDS	QBS-YDS
9/5/09	LOUISIANA TECH				DID NOT PLAY	
9/12/09	MISSISSIPPI STATE				DID NOT PLAY	
9/19/09	WEST VIRGINIA				DID NOT PLAY	
9/26/09	BALL STATE	3	2	1	0.0-0	0.0-0
10/3/09	at Tennessee	1	1	0	1.0-3	0.0-0
10/10/09	at Arkansas	1	1	0	1.0-8	1.0-8
10/17/09	* KENTUCKY	5	1	4	0.0-0	0.0-0
10/24/09	* at LSU	4	3	1	1.0-7	0.0-0
10/31/09	* OLE MISS	2	1	1	0.5-6	0.5-6
11/7/09	* FURMAN	2	0	2	0.5-2	0.0-0
11/14/09	* at Georgia	4	2	2	0.0-0	0.0-0
11/27/09	* ALABAMA	5	2	3	0.5-2	0.0-0
1/1/10	* Northwestern (Outback)	3	3	0	0.0-0	0.0-0

of 17 yards, also to Lutzenkirchen ... Started second half vs. Furman and set career-highs in completions and attempts going 10-of-12 and in yardage, throwing for 117 yards ... Led Tigers on three scoring drives vs. Furman.

**2008** — Played in two games, Louisiana-Monroe and UT Martin, completing 4-of-5 pass attempts for 32 yards ... Saw limited snaps in first game vs. Louisiana-Monroe ... Completed 4-of-5 passes for 32 yards vs. UT Martin.

**2007** — Saw action in one game ... Attempted three passes in relief role against Tennessee Tech.

**2006** — Redshirted ... Member of the National Society of Collegiate Scholars ... Auburn Football Top 10 Academic Team.

**HIGH SCHOOL** — High School Coach: Vince DiLorenzo ... Ranked as the nation's No. 7 pro-style quarterback and the No. 8 player in the state of Alabama by Rivals.com ... Rivals.com Rivals 250 ... Ranked as the No. 163 overall player in the country (No. 18 QB) and No. 44 in the Southeast by *Tom Lemming's Prep Football Report* ... Ranked No. 122 on ESPN.com's ESPN 150 and as its No. 10 quarterback ... Ranked as the No. 10 quarterback nationally by Scout.com ... Ranked No. 63 on Collegefootballnews.com's CFN Top 150 ... Ranked eighth on CFN's Top 30 quarterbacks ... Ranked No. 15 nationally among quarterbacks by *PrepStar* ... Ranks 40th on the *Mobile Register's* Super Southeast 120 list of prospects ... Selected to the EA Sports 2005 Elite 11 ... Rated No. 4 on the *Birmingham News* Super Senior 2006 ... Named to the *Atlanta Journal-Constitution* Super Southern 100 ... Injured during the third play of the second game of his senior year but he accounted for over 250 yards and four touchdowns in a victory over Auburn High in the season opener ... Before his injury, had passed for 224 yards, two touchdowns and one interception on 14-of-26 attempts, and added 51 yards rushing on six attempts ... Missed five games as a junior but still had 129 completions, 1,634 passing yards and 15 touchdowns, while rushing for 424 yards on 43 carries with five scores ... Named Spain Park's Offensive Back of the Year as a junior. ... Also played baseball at Spain Park and was named to the Birmingham All-Metro baseball team ... Won the Spain Park Leadership Award his senior year.

**PERSONAL** — Born May 19, 1988 ... Son of Keith and Teresa Caudle ... Major: Building Science.

## CAUDLE'S CAREER PASSING STATS

YEAR	G/GS	CMP	ATT	PCT	YDS	INT	TD	LP/OPPONENT
2007	1/0	0	3	.000	---	1	---	---
2008	2/0	4	5	80.0	32	0	---	16/UT Martin
2009	5/0	15	20	75.0	170	1	1	22/Furman
<b>Totals</b>	<b>8/0</b>	<b>19</b>	<b>28</b>	<b>67.9</b>	<b>202</b>	<b>2</b>	<b>1</b>	<b>22/Furman</b>

## CAUDLE'S GAME-BY-GAME PASSING STATS

DATE	OPPONENT	CMP	ATT	YDS	INT	TD	TD Pass
9/5/09	LOUISIANA TECH	0	0	0	0	0	--
9/12/09	MISSISSIPPI STATE	0	0	0	0	0	--
9/19/09	WEST VIRGINIA						
9/26/09	BALL STATE	2	3	19	1	0	--
10/3/09	at Tennessee						
10/10/09	at Arkansas						
10/17/09	KENTUCKY						
10/24/09	at LSU	3	5	34	0	1	1
10/31/09	OLE MISS						
11/7/09	FURMAN	10	12	117	0	0	--
11/14/09	at Georgia						
11/27/09	ALABAMA						
1/1/10	Northwestern (Outback)						



**NEIL** #19

**CAUDLE** QB

6-3 · 200 · Jr. · SQ  
Hoover, Ala. (Spain Park)  
Building Science

**2009** — Appeared in five games completing 15-of-20 passes for 170 yards with one TD and one INT ... Saw limited play in season opener vs. Louisiana Tech ... Against Ball State, hit 2-of-3 passes for 19 yards and scored on a 52-yard run in fourth quarter ... Threw first-career TD pass, a 1-yarder to Philip Lutzenkirchen, vs. LSU ... Hit 3-of-5 passes for 34 yards overall vs. LSU with a career-long completion



# 2009 Auburn Football Player Bios



**WADE** #36  
**CHRISTOPHER** LB  
 6-1 · 215 · So. · SQ  
 Vestavia Hills, Ala. (Vestavia Hills)  
 Pre-Medicine

**2009** — Appeared in six games, totaling two tackles ... In first career action, made one assisted tackle in season opener vs. Louisiana Tech ... Recorded a QB hurry and one tackle vs. Ball State ... Saw playing time but did not record a tackle vs. Tennessee, Arkansas and Furman.

**2008** — Did not play.

**SPRING 2008** — Received the Top Freshman Grade Point Average award.

**2007** — Saw limited action ... First collegiate playing time came against South Florida ... Also saw playing time against Tennessee Tech.

**HIGH SCHOOL** — High School Coach: Buddy Anderson ... Played tailback, line-backer and special teams.

**PERSONAL** — Born Feb. 16, 1989 ... Son of Lisa and Reid Christopher ... Has one brother, Ryan, 15 ... Grandfather Robert O'Connell played football at Florida State ... Major: Pre-Medicine.

## CHRISTOPHER'S CAREER DEFENSIVE STATS

YEAR	G/GS	TT	UT	AT	TFL-YDS	QBS-YDS	FF/FR	PD	I/YDS
2009	7/0	5	3	2	0.0-0	0.0-0	0/0	0	0/0

## CHRISTOPHER'S GAME-BY-GAME DEFENSIVE STATS

DATE	OPPONENT	TT	UT	AT	TFL-YDS	QBS-YDS
9/5/09	LOUISIANA TECH	1	0	1	0.0-0	0.0-0
9/12/09	MISSISSIPPI STATE	0	0	0	0.0-0	0.0-0
9/19/09	WEST VIRGINIA				DID NOT PLAY	
9/26/09	BALL STATE	1	0	1	0.0-0	0.0-0
10/3/09	at Tennessee	0	0	0	0.0-0	0.0-0
10/10/09	at Arkansas	0	0	0	0.0-0	0.0-0
10/17/09	KENTUCKY				DID NOT PLAY	
10/24/09	at LSU				DID NOT PLAY	
10/31/09	OLE MISS				DID NOT PLAY	
11/7/09	FURMAN	0	0	0	0.0-0	0.0-0
11/14/09	at Georgia				DID NOT PLAY	
11/27/09	ALABAMA				DID NOT PLAY	
1/1/10	Northwestern (Outback)				DID NOT PLAY	



**ZACH** #98  
**CLAYTON** DL  
 6-3 · 281 · Jr. · 2L  
 Opelika, Ala. (Opelika)  
 Finance

**2009** — Appeared in six games, totaling seven tackles with 1.0 TFL ... Missed seven games due to injury ... Did not play in season opener vs. Louisiana Tech ... Recorded three tackles in first game of season vs. Mississippi State ... Had one solo tackle vs. West Virginia ... Against Ball State, had one TFL (minus 5 yards) to go with two total tackles ... Missed three games due to injury ... Returned vs. LSU, but saw limited action before leaving game in first half with injury ... Missed Ole Miss and Furman games with injury ... Saw limited time vs. Georgia but did not record a tackle ... Had one tackle and one QB hurry vs. Alabama.

**2008** — Finished 15th in SEC in sacks per game (0.41) ... Played in 11 games with one start ... Totaled 22 tackles with 16 solo stops ... Finished with fourth-most TFLs on team with 7.5 and the second-most TFL yardage at minus 35 ... Also finished second on team with 4.5 sacks and the most sack yardage at minus 35 ... Registered a pair of solo

TFLs (-4 yards) in season opener vs. Louisiana-Monroe ... Had one tackle, a 6-yard sack against Southern Miss ... Sack vs. USM was the first of career ... Picked up two solo tackles against Mississippi State ... Had one solo tackle vs. LSU ... Did not play vs. Tennessee ... Recorded 2.0 TFLs, including a sack, for minus 11 yards and finished with four total tackles (all solo) against Vanderbilt ... Had one assisted tackle vs. Arkansas ... Sacked QB Pat White for minus 15 yards and had two total tackles vs. West Virginia ... Registered a career-high five tackles, two solo, with half a sack for minus 1 yard vs. Ole Miss ... Started first career game vs. UT Martin, with one tackle and one QB hurry ... Played, but did not have a tackle vs. Georgia ... Against Alabama, had three tackles, two solo, with a sack (minus 3 yards).

**2008 OUTDOOR TRACK** — Qualified for the NCAA Outdoor Championships in the discuss, finishing 19th ... Finished second in the discuss at the Mideast Regional Championships with a personal-best throw of 58.49m (191-11) ... His mark ranks fifth in school history ... Finished sixth at the SEC Outdoor Championships with a mark of 55.97m (183-7), earning him a spot on the SEC All-Freshman Team ... Won the discuss throw at the Tiger Track Classic.

**2007** — Played in 10 of 13 games ... Saw first collegiate game action against Mississippi State ... Registered first career tackles vs. New Mexico State, compiling three total, all assisted ... Also had a TFL (.5) for minus two yards vs. NMSU ... Had two tackles vs. Vanderbilt ... Recorded three tackles, all solo, against Tennessee Tech.

**2006** — Redshirted.

**HIGH SCHOOL** — High School Coach: Spencer McCracken ... Selected to the Alabama Sports Writers Association Class 6A All-State team ... Finished his senior season with 46 tackles, six sacks and five pass breakups ... Named the *Opelika-Auburn News'* 2005 Defensive Player of the Year ... Helped lead Opelika to the Class 6A state semifinals his senior year ... Also a track and field standout ... Won the 2005 Alabama Class 6A state discuss and shot put championships ... Holds the Class 6A AHSAA state meet discuss record.

**PERSONAL** — Born Jan. 1, 1988 ... Son of Auburn assistant track and field coach Jerry Clayton and Becky Clayton ... Major: Finance.

## CLAYTON'S CAREER DEFENSIVE STATS

YEAR	G/GS	TT	UT	AT	TFL-YDS	QBS-YDS	FF/FR	PD	I/YDS
2007	10/0	8	4	4	0.5-2	0.0-0	0/0	0	0-0
2008	11/1	22	16	6	7.5-40	4.5-35	0/0	0	0-0
2009	6/0	7	3	4	1.0-5	0.0-0	0/0	0	0-0
<b>Totals</b>	<b>27/1</b>	<b>37</b>	<b>23</b>	<b>14</b>	<b>9.0-47</b>	<b>4.5-35</b>	<b>0/0</b>	<b>0</b>	<b>0/0</b>

## CLAYTON'S GAME-BY-GAME DEFENSIVE STATS

DATE	OPPONENT	TT	UT	AT	TFL-YDS	QBS-YDS
8/30/08	LOUISIANA-MONROE	2	2	0	2.0-4	0-0
9/6/08	SOUTHERN MISS	1	1	0	1.0-6	1.0-6
9/13/08	MISSISSIPPI STATE	2	2	0	0.0-0	0.0-0
9/20/08	LSU	1	1	0	0.0-0	0.0-0
9/27/08	TENNESSEE				DID NOT PLAY	
10/4/08	at Vanderbilt	4	4	0	2.0-11	1.0-10
10/11/08	ARKANSAS	1	0	1	0.0-0	0.0-0
10/23/08	at West Virginia	2	2	0	1.0-15	1.0-15
11/1/08	at Ole Miss	5	2	3	0.5-1	0.5-1
11/8/08	* TENNESSEE-MARTIN	1	0	1	0.0-0	0.0-0
11/15/08	GEORGIA	0	0	0	0.0-0	0.0-0
11/29/08	at Alabama	3	2	1	1.0-3	1.0-3

DATE	OPPONENT	TT	UT	AT	TFL-YDS	QBS-YDS
9/5/09	LOUISIANA TECH				DID NOT PLAY	
9/12/09	MISSISSIPPI STATE	3	1	2	0.0-0	0.0-0
9/19/09	WEST VIRGINIA	1	1	0	0.0-0	0.0-0
9/26/09	BALL STATE	2	1	1	1.0-5	0.0-0
10/3/09	at Tennessee				DID NOT PLAY	
10/10/09	at Arkansas				DID NOT PLAY	
10/17/09	KENTUCKY				DID NOT PLAY	
10/24/09	at LSU	0	0	0	0.0-0	0.0-0
10/31/09	OLE MISS				DID NOT PLAY	
11/7/09	FURMAN				DID NOT PLAY	
11/14/09	at Georgia	0	0	0	0.0-0	0.0-0
11/27/09	ALABAMA	1	0	1	0.0-0	0.0-0
1/1/10	Northwestern (Outback)				DID NOT PLAY	

# 2009 Auburn Football Player Bios



**DREW** #20  
**COLE** DB  
 5-11 · 182 · So. · 1L  
 Picayune, Miss. (HS)  
 Liberal Arts

**2009** — Appeared in four games, missing nine games to injury ... Recorded two tackles in season opener vs. Louisiana Tech ... Also so playing time vs. Mississippi State and Alabama ... Had one solo tackle vs. Northwestern in Outback Bowl.

**2008** — Played in 11 games on special teams with three total tackles ... Totaled two assisted tackles in season opener vs. Louisiana-Monroe ... Had one solo stop vs. Southern Miss.

**HIGH SCHOOL** — Had 60 tackles, 16 pass break-ups and five interceptions as a senior, while also rushing for 821 yards and 10 touchdowns ... Named to the Class 4A All-State First Team ... Named to the All-State second team by the *Clarion-Ledger* ... Earned Class 4A First Team All-State honors as a junior after collecting 59 tackles, 16 pass breakups and one interception ... Offensively as a junior, had 82 carries for 601 yards and nine scores ... Sophomore season collected 51 tackles and two interceptions ... Ranked No. 63 nationally among cornerbacks by Rivals.com ... Ranked No. 128 nationally among cornerbacks by Scout.com ... The No. 25-ranked prospect from Mississippi by *SuperPrep* ... Named to *PrepStar's* All-Southeast Region team ...

**PERSONAL** — Born Feb. 28, 1989 ... Son of Milton Cole and Amanda Walker ... Brother, Milt, was a senior tight end for LSU in 2007. Major: Liberal Arts.

## COLE'S CAREER DEFENSIVE STATS

YEAR	G/GS	TT	UT	AT	TFL-YDS	QBS-YDS	FF/FR	PD	I/YDS
2008	11/0	3	1	2	0.0-0	0.0-0	0/0	0	0-0
2009	4/0	3	2	1	0.0-0	0.0-0	0/0	0	0-0
<b>Totals</b>	<b>15/0</b>	<b>6</b>	<b>3</b>	<b>3</b>	<b>0.0-0</b>	<b>0.0-0</b>	<b>0/0</b>	<b>0</b>	<b>0-0</b>

## COLE'S GAME-BY-GAME DEFENSIVE STATS

DATE	OPPONENT	TT	UT	AT	TFL-YDS	QBS-YDS
9/5/09	LOUISIANA TECH	2	1	1	0.0-0	0.0-0
9/12/09	MISSISSIPPI STATE	0	0	0	0.0-0	0.0-0
9/19/09	WEST VIRGINIA				DID NOT PLAY	
9/26/09	BALL STATE				DID NOT PLAY	
10/3/09	at Tennessee				DID NOT PLAY	
10/10/09	at Arkansas				DID NOT PLAY	
10/17/09	KENTUCKY				DID NOT PLAY	
10/24/09	at LSU				DID NOT PLAY	
10/31/09	OLE MISS				DID NOT PLAY	
11/7/09	FURMAN				DID NOT PLAY	
11/14/09	at Georgia				DID NOT PLAY	
11/27/09	ALABAMA	0	0	0	0.0-0	0.0-0
1/1/10	Northwestern (Outback)	1	1	0	0.0-0	0.0-0



**ANTONIO** #52  
**COLEMAN** DE  
 6-3 · 261 · Sr. · 3L  
 Mobile, Ala. (Williamson)  
 Graduate

**CAREER** — Third in career sacks with with 24.5 ... Started 24 of the last 25 games played (missed UT Martin game in '08 due to injury) ... Had two touchdown returns, one fumble (vs. Kansas State 9/1/07) and one interception (vs. Miss. State 9/12/09).

**2009** — *Associated Press First-Team All-SEC ... Coaches' First-Team All-SEC ... Auburn Co-Defensive MVP and Team Captain ... Named to Rotary Lombardi Defensive Lineman Award watch list, Chuck Bednarik Defensive Player of the Year Award watch list, Ted Hendricks Defensive End of the Year watch list and Lowe's Senior CLASS Award watch list ...*

*Led SEC/24th in NCAA in sacks, 10.0 ... Led SEC/T-28th in NCAA in TFLs, 16.5 ... Phil Steele's Third-Team Midseason All-America and First-Team Midseason All-SEC ... SEC Defensive Lineman of the Week (11/2) ... Started all 13 games ... Posted 11.0 TFLs and 7.5 sacks in last six games with at least a sack in each game... Recorded 2.5 TFLs with 1.0 sack and seven total tackles in season opener vs. Louisiana Tech ... Against Mississippi State, scored on 20-yard INT return to give AU a 14-0 lead ... INT was first of career ... Also had three tackles vs. Mississippi State ... Finished with 1.0 sack (minus 2 yards), 1.5 TFLs (minus 5 yards), one recovered fumble and one QB hurry to go with six total tackles vs. West Virginia ... Against Ball State, had half a sack (minus 3 yards), one pass break-up, one QB hurry to go with three total tackles ... Did not record a tackle vs. UT, snapping streak of 18 consecutive games with at least one tackle ... Against Kentucky, broke up a pass, had half a TFL and five total stops ... Against LSU, registered 2.0 TFLs (minus 7 yards), 1.0 sacks (minus 6 yards) and six total tackles ... Tied career-high with 2.0 sacks (minus 11 yards) and 4.0 TFLs (minus 15 yards) vs. Ole Miss ... Also blocked PAT attempt, forced a fumble, broke up one pass and recorded four QB hurries vs. Rebels ... In one half of play vs. Furman, had a sack (minus 14 yards), 1.5 TFLs (minus 16 yards), a pass break-up, one QB hurry and two tackles ... Against Georgia, finished with a sack (minus 6 yards), a pass break-up and four total tackles ... Against Alabama, had 1.5 QB sacks (minus 4 yards), 2.0 TFLs (minus 6 yards), two QB hurries and four total tackles ... Against Northwestern in Outback Bowl, had a pass breakup, blocked a PAT, registered a sack for minus 7 yards and four total tackles.*

**2008** — *Coaches' All-SEC First Team ... Associated Press All-SEC First Team ... Phil Steele's All-SEC First Team ... Named SEC Defensive Lineman of the Week (9-29) for performance against Tennessee ... Finished seventh in SEC, 59th in NCAA, in sacks per game (0.55), 12th in SEC, 96th in NCAA, in TFLs per game (0.95) ... Played in 11 games, all starts ... Finished with seventh-most tackles on team with 46 ... Led team with 10.5 TFLs and 6.0 sacks ... In season opener vs. Louisiana-Monroe, registered two TFLs (-7), one QB sack (-5), two QB hurries and one forced fumble that was returned for a TD by Michael Goggans ... Recorded a sack, a QB hurry and six total tackles in victory against Southern Miss ... Had one tackle, a 7-yard QB sack vs. Mississippi State ... Registered three tackles, two solo, including 1.5 TFLs for minus three yards vs. LSU ... Also had four QB hurries vs. LSU ... Had four total tackles, three solo, including 1.5 TFLs (minus 7 yards) and 1.0 sacks (minus 4 yards) vs. Tennessee ... Against Vanderbilt, had five tackles (four solo) but did not register a TFL for the first time this season ... Recorded five tackles, four solo, including 2.0 TFLs for minus 3 yards, 1.0 sacks for minus 2 yards and four QB hurries against Arkansas ... Led team with six tackles, five solo, vs. West Virginia ... Also had a sack for minus seven yards and half a TFL for minus 1 yard vs. WVA ... Had five tackles, two solo, with one QB hurry vs. Ole Miss ... Against Alabama, had three assisted tackles and one pass break-up ... Finished tied for fifth in SEC in sacks per game (0.55), and ninth in TFLs per game (0.95).*

**2007** — *Rivals.com Second Team All-SEC ... Named SEC Defensive Lineman of the Week (Oct. 29) for his performance vs. Ole Miss ... Led team with 18.5 (-84) TFLs and 8.5 (-54) quarterback sacks ... In last nine games of season had 14.5 tackles for loss (-64) ... Had at least one TFL in nine of 13 games and multiple TFL games seven times ... Fourth in SEC in tackles for loss (18.5) and tied for fifth in sacks (8.5) ... Had three or more tackles in seven of 13 games ... Made first career start in Vanderbilt game, tallying three stops including two tackles for loss (-7) ... Celebrated 21st birthday by recovering a fumble and returning it 34 yards with 1:11 remaining in the fourth quarter to seal 23-13 come-from-behind victory against Kansas State ... Had three tackles in South Florida loss, including first career quarterback sack (-12) ... Talled two tackles, including quarterback sack (-4) against Mississippi State ... Notched five tackles, two tackles for loss (-4) and quarterback sack (-2) against New Mexico State ... Recorded a TFL and sack in three consecutive games in Sept., tallying 4.0 tackles for loss (-20) and 3.0 quarterback sacks (-18) during last three contests ... Three tackles, two for loss (-15) and one sack (-9) at Arkansas ... Set career highs vs. Georgia with eight tackles, all solo, and 4.0 tackles for loss ... Had one QB hurry and one pass break up to go with two tackles vs. Alabama... Recorded two tackles with 1.5 (-6) sacks against Clemson in the Chick-fil-A Bowl.*

**2006** — *Finished with 18 tackles and six quarterback hurries ... Totaled three solo tackles against Nebraska in the Cotton Bowl ... Finished with two tackles against Alabama, including one for loss (-3) ... Posted two solo tackles against Georgia ... Finished with two tackles and two quarterback hurries against Arkansas State ... Posted two tackles, including one solo, against Florida ... Credited with a team-leading two quarterback hurries against LSU ... Played in his first career game against Washington State and made three solo tackles.*

**2005** — Redshirted.

**HIGH SCHOOL** — High School Coach: Bobby Parrish ... Garnered 147 tackles and 23 sacks as a senior ... Led his team to a 10-3 record and to the quarterfinals of the playoffs ... *Birmingham News Super Seniors ... All-State honors ... Alabama Sports*

# 2009 Auburn Football Player Bios

Writers Association's Super 12 ... *Mobile Register* Super Southeast 120 ... *SuperPrep* Dixie Team ... *PrepStar* All-Region ... Awarded honorable mention All-Southern Football Team by the *Orlando Sentinel* ... *Montgomery Advertiser* All-State football team ... Alabama Sports Writers Association 5A Lineman of the Year ... Scout.com top 75 Defensive Ends ... Rivals.com Outside Linebackers Top 50 ... Rivals.com Alabama Top 25 ... Also played basketball and ran track.

**PERSONAL** — Born Sept. 1, 1986 ... Son of Olivia Coleman ... Graduated in December 2008 with a degree in Criminology ... Pursuing a second degree in Health Promotions.

## COLEMAN'S CAREER DEFENSIVE STATS

YEAR	G/GS	TT	UT	AT	TFL-YDS	QBS-YDS	FF/FR	PD	I/YDS
2006	13/0	18	14	4	1.0-3	0.0-0	0/0	0	0/0
2007	13/8	38	29	9	18.5-84	8.5-54	1/1	3	0/0
2008	11/11	46	29	17	10.5-43	1.0-33	1/0	1	0/0
2009	13/13	49	23	26	16.5-75	10.0-60	1/1	6	1/20
<b>Totals</b>	<b>50/32</b>	<b>151</b>	<b>95</b>	<b>56</b>	<b>46.5-205</b>	<b>24.5-147</b>	<b>3/2</b>	<b>10</b>	<b>1/20</b>

## COLEMAN'S CAREER GAME HIGH STATS

	No.	Opponent	Date
Tackles	8	Georgia	11/10/07
Tackles for loss	4.0	2x (last vs. Ole Miss)	10/31/09
Sacks	2.0	2x (last vs. Ole Miss)	10/31/09

## COLEMAN'S GAME-BY-GAME DEFENSIVE STATS

DATE	OPPONENT	TT	UT	AT	TFL-YDS	QBS-YDS
9/2/06	WASHINGTON STATE	3	3	0	0.0-0	0.0-0
9/9/06	at Mississippi State	1	1	0	0.0-0	0.0-0
9/16/06	LSU	0	0	0	0.0-0	0.0-0
9/23/06	BUFFALO	1	0	1	0.0-0	0.0-0
9/28/06	at South Carolina	1	0	1	0.0-0	0.0-0
10/7/06	ARKANSAS	0	0	0	0.0-0	0.0-0
10/14/06	FLORIDA	2	1	1	0.0-0	0.0-0
10/21/06	TULANE	0	0	0	0.0-0	0.0-0
10/28/06	at Ole Miss	1	0	1	0.0-0	0.0-0
11/4/06	ARKANSAS STATE	2	2	0	0.0-0	0.0-0
11/11/06	GEORGIA	2	2	0	0.0-0	0.0-0
11/18/06	at Alabama	2	2	0	1.0-3	0.0-0
11/1/07	vs. Nebraska (Cotton)	3	3	0	0.0-0	0.0-0

DATE	OPPONENT	TT	UT	AT	TFL-YDS	QBS-YDS
9/1/07	KANSAS STATE	0	0	0	0.0-0	0.0-0
9/8/07	SOUTH FLORIDA	3	2	1	1.0-12	1.0-12
9/15/07	MISSISSIPPI STATE	2	2	0	1.0-4	1.0-4
9/22/07	NEW MEXICO STATE	5	3	2	2.0-4	1.0-2
9/29/07	at Florida	2	1	1	0.0-0	0.0-0
10/6/07	* VANDERBILT	3	2	1	2.0-7	0.0-0
10/13/07	* at Arkansas	3	3	0	2.0-15	1.0-9
10/20/07	* at LSU	4	3	1	2.0-3	0.0-0
10/27/07	* OLE MISS	4	3	1	3.0-18	2.0-12
11/3/07	* TENNESSEE TECH	0	0	0	0.0-0	0.0-0
11/10/07	* at Georgia	8	8	0	4.0-15	1.0-9
11/24/07	* ALABAMA	2	1	1	0.0-0	0.0-0
12/31/07	vs. Clemson (Chick-fil-A)	2	1	1	1.5-6	1.5-6

DATE	OPPONENT	TT	UT	AT	TFL-YDS	QBS-YDS	
8/30/08	* LOUISIANA-MONROE	5	4	1	2.0-7	1.0-5	
9/6/08	* SOUTHERN MISS	6	2	4	1.0-8	1.0-8	
9/13/08	* MISSISSIPPI STATE	1	1	0	1.0-7	1.0-7	
9/20/08	* LSU	3	2	1	1.5-3	0.0-0	
9/27/08	* TENNESSEE	4	3	1	1.5-7	1.0-4	
10/4/08	* at Vanderbilt	5	4	1	0.0-0	0.0-0	
10/11/08	* ARKANSAS	5	4	1	2.0-3	0.0-0	
10/23/08	* at West Virginia	6	5	1	1.5-8	1.0-7	
11/1/08	* at Ole Miss	5	2	3	0.0-0	0.0-0	
11/8/08	TENNESSEE-MARTIN	DID NOT PLAY					
11/15/08	* GEORGIA	3	2	1	0.0-0	0.0-0	
11/29/08	* at Alabama	3	0	3	0.0-0	0.0-0	

DATE	OPPONENT	TT	UT	AT	TFL-YDS	QBS-YDS
9/5/09	* LOUISIANA TECH	7	4	3	2.5-10	1.0-7
9/12/09	* MISSISSIPPI STATE	3	0	3	0.0-0	0.0-0
9/19/09	* WEST VIRGINIA	6	3	3	1.5-5	1.0-2
9/26/09	* BALL STATE	3	1	2	0.5-3	0.5-3
10/3/09	* at Tennessee	0	0	0	0.0-0	0.0-0
10/10/09	* at Arkansas	0	0	0	0.0-0	0.0-0
10/17/09	* KENTUCKY	5	2	3	0.5-0	0.0-0
10/24/09	* at LSU	6	1	5	2.0-7	1.0-6
10/31/09	* OLE MISS	5	4	1	4.0-15	2.0-11
11/7/09	* FURMAN	2	1	1	1.5-16	1.0-14
11/14/09	* at Georgia	4	2	2	1.0-6	1.0-6
11/27/09	* ALABAMA	4	2	2	2.0-6	1.5-4
1/1/10	* Northwestern (Outback)	4	3	1	1.0-7	1.0-7



**JARED**

**#79**

**COOPER**

**OL**

6-4 · 3295 · So. · SQ

Brewton, Ala. (W.S. Neal)

History in Education

**CAREER** — Has appeared in 19 games.

**2009** — Saw playing time in every game on special teams ... Had four knockdown blocks in extended playing time vs. Furman.

**2008** — Saw limited playing time in six games ... Logged snaps against Louisiana Monroe in season opener, West Virginia and UT-Martin in non-conference action ... Saw playing time in league action against Ole Miss, Georgia and Alabama.

**2007** — Redshirted

**HIGH SCHOOL** — High School Coach: Blaine Hathcock ... Gave up just one sack in 12 games and graded out at over 90 percent his senior season ... Named ASWA Class 4A Lineman of the Year in 2006 ... Earned *Birmingham News* Super All-State honors ... Listed as the No. 9 prospect in the state of Alabama by the *Birmingham News* ... Selected by the AHSAA to play in the Alabama North/South All-Star game as a junior ... Ranked No. 41 at offensive guard by ESN.com ... Selected to the *Orlando Sentinel's* All-Southern Football Team in 2006 ... Ranked 12th in the *Birmingham News* "Super Seniors" list before the 2006 campaign ... Participated in the Alabama Junior All-Star game after the 2005 season ... Maintained a perfect 4.0 GPA.

**PERSONAL** — Born September 4, 1988 ... Son of Sue and Keith Cooper ... Major: History in Education.



**CLAYTON**

**#96**

**CROFOOT**

**DS**

6-6 · 191 · Sr. · 1L

Orlando, Fla. (The First Academy)

Graduate

**2009** — Holder on all field goal and PAT's ... Helped Tigers go 54-of-54 on PAT attempts and 15-of-16 on FG attempts ... Awarded scholarship by coaching staff.

**2008** — Holder on all field goal and PAT attempts ... Tigers were 23-of-25 on PAT and 11-of-20 on FG attempts.

**2007** — Did not play.

**HIGH SCHOOL** — High School Coach: Dale Salapa.

**PERSONAL** — Born Sept. 15, 1986 ... Son of Kelley and Kroy Crofoot ... Brother Chas was a deep snapper at Auburn (2004-05) and brother Ike was a deep snapper at South Carolina ... Major: Supply Chain Management-Business.

## 2009 Auburn Football Player Bios



**JOHN** #86  
**CUBELIC** WR

6-0 · 207 · Sr. · SQ  
Birmingham, Ala. (Oak Mountain)  
Graduate



**CLINTON** #97  
**DURST** P

6-1 · 191 · Sr. · 1L  
Destin, Fla. (Ft. Walton Beach)  
Marketing-Business

**2009** — Saw playing time vs. Furman ... Awarded scholarship by coaching staff prior to season.

**2008** — Did not play.

**2007** — Appeared in one game, seeing time against Tennessee Tech ... Recorded one assisted tackle on special teams vs. Tennessee Tech.

**HIGH SCHOOL** — High School Coach: Jerry Hood ... Played wide receiver, free safety and special teams.

**PERSONAL** — Born Aug. 17, 1987 ... Son of Cathy and Tom Cubelic ... Has one brother, Cole, 28, and one sister, Bree, 21 ... Brother Cole was an offensive lineman for Auburn from 1997-2000 ... Graduated in December '09 with degree in communications ... Major: Communications.



**JOHN** #30  
**DOUGLAS** RB

6-2 · 241 · So. · RS  
Augusta, Ga. (St. Thomas Aquinas)  
Exercise Science

**2009** — Appeared in 11 games ... Saw limited time in backfield, played primarily on special teams.

**2008** — Started at fullback in season opener vs. ULM and suffered injury, missing all but two games the remainder of the season ... Saw limited snaps vs. UT-Martin and West Virginia.

**2007** — Redshirted

**HIGH SCHOOL** — High School Coach: Jim Conner ... Primarily played offense but also saw time on the defensive side of the ball ... Named Class A All-State honorable mention by the *Atlanta Journal-Constitution* and the Georgia Sports Writers Association in 2006 ... Selected to the 2006 All-Star football team by the Georgia Athletic Coaches Association ... Played in the Georgia North-South All-Star game after his senior season ... Ranked No. 5 nationally among fullbacks and the No. 27 overall recruit in Georgia by Rivals.com ... Slated as the No. 8 fullback recruit in the nation by Espn.com ... Selected to the *Augusta Chronicle's* "Dream 16" before the 2006 season.

**PERSONAL** — Born June 14, 1989 ... Son of Maggie and Pat Douglas ... Major: Exercise Science.

### DOUGLAS' CAREER RUSHING STATS

YEAR	G/GS	NO	YDS	AVG	TD	LP/OPPONENT
2008	3/1	0	0	0.0	0	--
2009	11/0	0	0	0.0	0	--
<b>Totals</b>	<b>13/1</b>	<b>0</b>	<b>0</b>	<b>0.0</b>	<b>0</b>	<b>--</b>

**CAREER** — Awarded scholarship by coaching staff during 2009 fall camp.

**2009** — 8th in SEC/57th in NCAA in punting, 40.8 ypp ... *Phil Steele's Third-Team Midseason All-SEC* ... Appeared in 13 games, punting 64 times for a 40.8 ypp average ... Averaged 41.0 yards on two punts in season opener vs. Louisiana Tech ... Put one punt inside the 20-yard line vs. Tech ... Against Mississippi State, punted four times for 36.0 yard average and put two punts inside 20-yard line ... Averaged 44.0 yards on five punts vs. West Virginia with a long of 50 yards ... Against Ball State, punted twice for 43.5 ypp average ... Averaged 43.6 ypp on five attempts vs. Tennessee ... Pinned two punts inside 20-yard line vs. UT ... Had season long punt of 52 yards vs. UT ... Against Arkansas, averaged 39.0 yards on seven punts with a long of 52 yards ... Punted seven times against Kentucky for a 35.7 average, including a season-long punt of 54 yards ... Put one punt inside the 20-yard line vs. UK ... Against LSU, punted seven times for a 39.7 yard average ... Equaled career-best with 58-yard punt vs. LSU and pinned three punts inside the 20-yard line ... Against Ole Miss, pinned two punts inside the 20-yard line and averaged 42.0 yards on six punts ... Had long punt of 55 yards vs. Rebels ... Against Furman, averaged 45.5 yards on two punts and pinned one inside the 20-yard line ... Had strong showing vs. Georgia, pinning all three punts inside the 20-yard line, with two landing inside the 5-yard line ... Averaged 48.0 ypp vs. UGA with a long of 54 yards ... Pinned two punts inside the 20-yard line and averaged 40.0 ypp vs. Alabama ... Punted six times for a 42.2 ypp average against Northwestern in the Outback Bowl ... Placed three of six punts inside the 20-yard line ... *Has at least one punt of 50 yards or more in nine of 13 games and pinned at least one punt since the 20-yard line in last seven games.*

**2008** — *Phil Steele's All-SEC Third-Team Defense as Punter* ... Finished fifth in SEC and 26th in NCAA with 42.1 ypp average ... Played in 11 games ... Finished with second-most single-season punt yardage in AU history with 2,947 yards ... Tied for most punts in a single-season with 70 with Lewis Colbert (1982) ... Punted seven times in season opener vs. Louisiana-Monroe, marking his first game of organized football ... Averaged 43.4 yards per kick vs. ULM with a long of 58 and four punts pinned inside the 20-yard line ... Punted five times for 44.2 ypp average with a long of 53 yards vs. Southern Miss ... Punted a career-high seven times for a 43.6 ypp average vs. Mississippi State ... Had three punts inside the 20-yard line and one touchback vs. MSU ... Did not play vs. LSU ... Punted nine times for 43.7 avg. vs. Tennessee ... Pinned two punts inside the 20-yard line and had a long of 51 yards vs. Vols ... Had a 40.6 average on nine punts with two inside the 20 against Vanderbilt ... Recorded a 48.6 ypp average on five punts vs. Arkansas ... Punted six times vs. West Virginia for a 34.0 average ... Had two punts inside the 20 vs. WVA ... Punted seven times, averaging 40.1 ypp and pinned one inside the 20 vs. Ole Miss ... Punted one time for 20 yards vs. UT Martin ... Against Georgia, averaged 45.6 yards on five punts with one landing inside the 20 ... Against Alabama, punted nine times for a 42.6 average with two punts inside the 20 and a long punt of 51 yards.

**SPRING 2008** — Named Special Teams MVP of A-Day game after averaging 48.3 yards on three punts with a long punt of 55 yards.

**2007** — Redshirted

**JUNIOR COLLEGE** — Attended Southern Union (Ala.) for a year ... Did not play football.

**HIGH SCHOOL** — High School Coach: Mike Owens ... Played soccer at Fort Walton Beach High School but did not play football ... Member of National Honors Society.

**PERSONAL** — Born Oct. 28, 1986 ... Son of Beth and Justin Durst ... Brother, Justin, played collegiate soccer and professional soccer for the LA Galaxy ... Major: Marketing-Business.

# 2009 Auburn Football Player Bios

## DURST'S CAREER PUNTING STATS

YEAR	G	NO	YDS	AVG	IN20	LP/OPPONENT
2008	11	70	2947	42.1	18	58/Louisiana-Monroe
2009	13	64	2612	40.8	21	58/LSU
<b>Totals</b>	<b>24</b>	<b>134</b>	<b>5559</b>	<b>41.5</b>	<b>39</b>	<b>58/LSU</b>

## DURST'S CAREER GAME HIGH STATS

	No.	Opponent	Date
Punts	9	3x (last at Alabama)	11/29/08
IN 20	4	Louisiana-Monroe	8/30/08

## DURST'S GAME-BY-GAME PUNTING STATS

DATE	OPPONENT	NO	YDS	AVG	IN20	Long
8/30/08	LOUISIANA-MONROE	7	304	43.4	4	58
9/6/08	SOUTHERN MISSISSIPPI	5	221	44.2	0	53
9/13/08	at Mississippi State	7	305	43.6	3	50
9/20/08	LSU	DID NOT PLAY				
9/27/08	TENNESSEE	9	393	43.7	2	51
10/4/08	at Vanderbilt	9	365	40.6	2	49
10/11/08	ARKANSAS	5	243	48.6	1	53
10/23/08	at West Virginia	6	204	34.0	2	54
11/1/08	at Ole Miss	7	281	40.1	0	53
11/8/08	TENNESSEE-MARTIN	1	20	20.0	0	20
11/15/08	GEORGIA	5	228	45.6	1	56
11/29/08	at Alabama	9	383	42.6	2	51

DATE	OPPONENT	NO	YDS	AVG	IN20	Long
9/5/09	LOUISIANA TECH	2	82	41.0	1	47
9/12/09	MISSISSIPPI STATE	4	144	36.0	2	45
9/19/09	WEST VIRGINIA	5	220	44.0	1	50
9/26/09	BALL STATE	2	87	43.5	0	50
10/3/09	at Tennessee	5	218	43.6	2	52
10/10/09	at Arkansas	7	273	39.0	0	52
10/17/09	KENTUCKY	7	250	35.7	1	54
10/24/09	at LSU	7	278	39.7	3	58
10/31/09	OLE MISS	6	252	42.0	2	55
11/7/09	FURMAN	2	91	45.5	1	49
11/14/09	at Georgia	3	144	48.0	3	54
11/27/09	ALABAMA	8	320	40.0	2	51
1/1/10	Northwestern (Outback)	6	253	42.2	3	48



**BART** #53  
**EDDINS** OL  
 6-4 · 297 · Jr. · 2L  
 Montgomery, Ala. (Trinity Presbyterian)  
 Agriculture Economics

**CAREER** — Has appeared in 26 games with one start.

**2009** — Appeared in 11 games with one start ... Part of line that allowed 21 sacks in 364 pass attempts this season ... Saw playing time in season opener vs. Louisiana Tech and SEC opener vs. Mississippi State ... Had one knockdown block vs. Mississippi State ... Totaled two knockdown blocks vs. Ball State ... In first career start, totaled a team-high eight knockdown blocks against Tennessee ... Had one knockdown block in limited duty vs. Furman ... Part of o-line that helped Tigers to 332 yards total offense and 21 points vs. Alabama ... Helped paved way to 420 yards total offense vs. Northwestern in Outback Bowl.

**2008** — Played in all 12 games ... Saw limited action in season opener vs. Louisiana-Monroe, grading 89 percent on 16 snaps ... Graded at 83 percent overall on 10 snaps vs. UT Martin.

**2007** — Saw limited action, appearing in three games ... First collegiate playing time came against New Mexico State ... Also saw playing time vs. Vanderbilt and Tennessee Tech.

**2006** — Redshirted.

**HIGH SCHOOL** — High School Coach: Randy Ragsdale ... Selected to play in the 2006 U.S. Army All-American Bowl, serving as an East team captain ... Class 4A Mr.

Football finalist as a senior ... Had 94 tackles his senior season ... Totaled six tackles and two tackles for loss in the 2005 state championship game ... Selected to the 2005 Alabama Sports Writers Association Super 12 team and the Class 4A All-State team ... Ranked No. 5 on the *Birmingham News* Super Senior 2006 ... Named to the *Orlando Sentinel's* All-Southern Team for 2005 ... Selected to play in the Alabama North-South Game as a senior ... Recorded 111 tackles including 20 tackles for loss in his junior season ... Helped Trinity Presbyterian to the Class 4A state title his sophomore year ... A five-star recruit who ranked as the No. 7 defensive tackle by Scout.com ... Ranked No. 47 in the Scout.com South Hot 100 ... Ranked No. 17 among defensive tackles and as the No. 11 player in the state of Alabama by Rivals.com ... Rivals.com Rivals 250 ... Ranked as the No. 62 player in the Southeast by Tom Lemming's Prep Football Report ... Ranked 45th on the *Mobile Register's* Super Southeast 120 list of prospects ... Named to the *Atlanta Journal-Constitution* Super Southern 100 ... Ranked fifth among Collegefootballnews.com's Top 40 defensive tackles.

**PERSONAL** — Born Sept. 4, 1987 ... Son of former Auburn standout Liston Eddins (1973-75) and Nancy Eddins ... Brother Bret was a defensive end for the Auburn Tigers from 2001-04 ... Major: Agriculture Economics.




**NOSA** #94  
**EGUAE** DL  
 6-2 · 244 · Fr. · HS  
 Mansfield, Texas (Summit)  
 Undecided

**2009** — Did not play due to injury.

**HIGH SCHOOL** — High School Coach: Kyle Geller ... As a senior, had 67 tackles, including 14.5 for loss and six sacks, recovered three fumbles and forced two fumbles ... As a junior, collected 76 tackles, including 18 tackles for loss and seven sacks, and intercepted a pass ... Named to the All-District 4-5A Second Team as a senior ... Named a PrepStar All-American ... Ranked 17th among strongside defensive ends and 60th on the Texas Postseason Top 100 by Rivals.com ... Listed as the nation's No. 65 defensive end by ESPN.com/Scouts, Inc. ... Listed as the No. 76 prospect from Texas by SuperPrep ... Named the No. 26 local prospect by the Dallas Morning News.

**PERSONAL** — Born Aug. 15, 1991 ... Son of Sam Eguae ... Major: Undecided.



**ZAC** #4  
**ETHERIDGE** SS  
 6-0 · 212 · Jr. · 2L  
 Troy, Ala. (Charles Henderson)  
 Graduate

**2009** — Started 33 consecutive games before suffering season-ending neck injury vs. Ole Miss ... *31st in SEC in tackles per game, 5.8 tpg* ... Appeared in nine games, all starts, before injury ... Totaled 52 tackles ... Tied for team lead with eight tackles in season opener vs. Louisiana Tech ... Six tackles were solo ... Also had one QBH and half a TFL (minus 2 yards) ... Tied for team lead with eight tackles, six solo, vs. Mississippi State ... Recorded 1.0 TFL for minus 7 yards to go with three total tackles vs. West Virginia ... Against Ball State, forced and recovered fumble to go with three total tackles ... Tallied six tackles, with five solo stops, in win over Tennessee ... Broke up one pass and registered seven tackles, all solo, vs. Arkansas ... Against Kentucky, totaled seven tackles, five solo, with career-best 1.5 TFLs ... Against LSU, forced one fumble, had half a TFL (minus 1 yard) and totaled seven tackles ... Totaled three tackles vs. Ole Miss before leaving with injury ... Of 52 total tackles, 36 were solo.

**2008** — Finished 17th in SEC in tackles per game (6.2) ... Started all 12 game at

# 2009 Auburn Football Player Bios

strong safety ... Finished with team-high 75 tackles to go with one interception, three pass break-ups and one QB hurry ... Started season opener vs. Louisiana-Monroe and recorded three tackles, two solo ... Snagged first career interception, coming in fourth quarter vs. Southern Miss ... Also had five tackles, two solo, vs. Golden Eagles ... Broke up one pass and had one solo tackle vs. Mississippi State ... Matched career high and tied for team best with eight tackles, three solo, vs. LSU ... Had six tackles, two solo, with 1.0 TFL for minus 6 yards vs. Tennessee ... Tied career high and finished second on team with eight tackles, five solo, against Vanderbilt ... Broke up one pass and had three tackles, one solo, vs. Arkansas ... Registered five tackles, four solo, vs. West Virginia ... Led the team with a career-best 10 tackles, five solo, vs. Ole Miss ... Broke up a pass and had six tackles, four solo, vs. UT Martin ... Against Georgia, led team with nine tackles, five solo, and had half a TFL and one QB hurry ... Against Alabama, led team with a career-high 11 tackles, with four solo stops.

**2007** — *Sporting News Second Team Freshman All-America ... Collegefootballnews.com's Freshman All-America Third Team ... Coaches' All-SEC Freshman Team ... Rivals.com Second team Freshman All-America Team and Scout.com Honorable Mention Freshman All-America ... Started 12 of 13 games at safety position ... Tied for second on team with five PBUs ... Second on team in tackles with 65 stops ... Had 32 tackles including 20 solo in last six games played ... Had at least five tackles in nine of 13 games ... Made the most of first career start at Auburn by leading team with eight tackles, including six solo stops against Kansas State ... Six tackles, half TFL and a pass break up against South Florida ... Finished with four tackles and a fumble recovery against Mississippi State ... Fumble recovery came on kickoff coverage, which set up an Auburn touchdown late in the first half ... Five stops against New Mexico State, including a forced fumble that resulted in a Pat Sims 21-yard touchdown run ... Named Coaches' Co-Defensive Player of the Game for his efforts against New Mexico State ... Second on team with six tackles at Florida ... Four stops at home against Vanderbilt along with first-career sack (-6) ... Had six tackles in loss at LSU ... Registered five tackles, three solo, with one PBU vs. Georgia ... Totaled six tackles, three solo, vs. Alabama ... Led the team with eight tackles, six solo, in the Chick-fil-A Bowl versus Clemson.*

**2006** — Appeared in three games ... Saw action against Washington State, Mississippi State and LSU.

**HIGH SCHOOL** — High School Coach: Hugh Fountain ... As a senior, totaled 89 tackles, including 65 solo stops, and 14 pass breakups, three interceptions, six forced fumbles and two fumble recoveries ... Also had 325 rushing yards and five touchdowns, 225 receiving yards with three scores and 175 total return yards ... Named All-State and a member of the 2006 Super 12 by the *Dothan Eagle* as a senior ... As a junior, tallied 65 tackles and seven interceptions, returning one for a touchdown while also hauling in a 30-yard touchdown ... Ranked No. 31 nationally among cornerbacks and as the No. 15 player in the state of Alabama by Rivals.com ... Ranked No. 27 in Rivals.com Preseason Alabama Top 40 ... Ranked No. 49 nationally at the safety position by ESPN.com.

**PERSONAL** — Born July 6, 1988 ... Son of Donald and Cassandra Kelly ... Graduated in December '09 with degree in public administration ... Major: Graduate.

## ETHERIDGE'S CAREER DEFENSIVE STATS

YEAR	G/GS	TT	UT	AT	TFL-YDS	QBS-YDS	FF/FR	PD	INT-YDS
2006	3/0	0	0	0	0.0-0	0.0-0	0/0	0	0-0
2007	12/12	65	39	26	1.5-7	0.5-6	2/1	5	0-0
2008	12/12	75	38	37	1.5-6	0.0-0	0/0	4	1-0
2009	9/9	52	35	17	3.5-11	0.0-0	2/1	1	0-0
<b>Totals</b>	<b>36/33</b>	<b>192</b>	<b>112</b>	<b>80</b>	<b>6.5-24</b>	<b>0.5-6</b>	<b>4/2</b>	<b>10</b>	<b>1-0</b>

## ETHERIDGE'S CAREER GAME HIGH STATS

	No.	Opponent	Date
Tackles	11	vs. Alabama	11/29/08
Interceptions	1	vs. Southern Miss	9/06/08

## ETHERIDGE'S GAME-BY-GAME DEFENSIVE STATS

DATE	OPPONENT	TT	UT	AT	PD	INT-YDS
9/1/07	* KANSAS STATE	8	6	2	1	0-0
9/8/07	* SOUTH FLORIDA	6	3	3	1	0-0
9/15/07	* MISSISSIPPI STATE	4	1	3	0	0-0
9/22/07	* NEW MEXICO STATE	5	4	1	1	0-0
9/29/07	* at Florida	6	3	3	0	0-0
10/6/07	* VANDERBILT	4	2	2	0	0-0
10/13/07	* at Arkansas	3	1	2	1	0-0
10/20/07	* at LSU	6	5	1	0	0-0
10/27/07	* OLE MISS	4	2	2	0	0-0
11/3/07	TENNESSEE TECH	DID NOT PLAY				
11/10/07	* at Georgia	5	3	2	1	0-0
11/24/07	* ALABAMA	6	3	3	0	0-0
12/31/07	vs. Clemson (Chick-fil-A)	8	6	2	0	0-0

DATE	OPPONENT	TT	UT	AT	PD	INT-YDS
8/30/08	* LOUISIANA-MONROE	3	2	1	0	0-0
9/6/08	* SOUTHERN MISS	5	2	3	0	1-0
9/13/08	* MISSISSIPPI STATE	1	1	0	1	0-0
9/20/08	* LSU	8	3	5	0	0-0
9/27/08	* TENNESSEE	6	2	4	0	0-0
10/4/08	* at Vanderbilt	8	5	3	0	0-0
10/11/08	* ARKANSAS	3	2	1	1	0-0
10/23/08	* at West Virginia	5	4	1	0	0-0
11/1/08	* at Ole Miss	10	5	5	0	0-0
11/8/08	* TENNESSEE-MARTIN	6	4	2	1	0-0
11/15/08	* GEORGIA	9	5	4	0	0-0
11/29/08	* at Alabama	11	4	7	0	0-0

DATE	OPPONENT	TT	UT	AT	PD	INT-YDS
9/5/09	* LOUISIANA TECH	8	6	2	0	0-0
9/12/09	* MISSISSIPPI STATE	8	6	2	0	0-0
9/19/09	* WEST VIRGINIA	3	2	1	0	0-0
9/26/09	* BALL STATE	3	1	2	0	0-0
10/3/09	* at Tennessee	6	5	1	0	0-0
10/10/09	* at Arkansas	7	6	1	1	0-0
10/17/09	* KENTUCKY	7	5	2	0	0-0
10/24/09	* at LSU	7	3	4	0	0-0
10/31/09	* OLE MISS	3	1	2	0	0-0
11/7/09	FURMAN	DID NOT PLAY				
11/14/09	at Georgia	DID NOT PLAY				
11/27/09	ALABAMA	DID NOT PLAY				



**JONATHAN** #35  
**EVANS** LB  
 5-11 · 207 · Fr. · HS  
 Prichard, Ala. (Mattie T. Blount)  
 Undecided

**2009** — Appeared in 13 games with one start ... Totaled 28 tackles with 21 solo ... Had at least one tackle in 11 of 13 games ... Recorded one assisted tackle in first collegiate action vs. Louisiana Tech ... Also had one tackle in SEC opener vs. Mississippi State ... Against Ball State, totaled two solo tackles ... Had a pair of solo stops in win over Tennessee ... Totaled two tackles, both solo, against Arkansas ... Had one tackle vs. Kentucky and against LSU ... Recorded one solo tackle vs. Ole Miss ... Against Furman, finished with season-high five tackles, all solo ... Against Georgia, had half a TFL (first of career) to go with four total tackles ... TFL was for minus 1 yard ... Earned first career start vs. Alabama and posted a career-best eight tackles, all solo stops ... Played but did not register a tackle vs. Northwestern in Outback Bowl.

**HIGH SCHOOL** — High School Coach: Kelvin Sigler ... Had 93 total tackles (50 solos and 43 assists), two sacks, 12 tackles for a loss, three forced fumbles and one pass breakup as a senior ... Offensively, carried the ball 16 times for 110 yards and three touchdowns during his senior season ... Honorable mention All-State by the Alabama Sports Writers Association as a junior ... Ranked as the nation's No. 31 weakside linebacker by Scout.com ... Ranked 42nd nationally among outside linebackers and 20th on the Alabama Postseason Top 40 by Rivals.com ... Listed as the nation's No. 52 outside linebacker by ESPN.com/Scouts, Inc. ... Ranked No. 16 on the Birmingham News'

# 2009 Auburn Football Player Bios

Super Seniors list ... Listed as the No. 18 prospect from Alabama by SuperPrep ... Named to PrepStar's All-Southeast Region team.

**PERSONAL** — Born Nov. 29, 1989 ... Son of Mary Evans ... Brother of former Tiger linebacker Chris Evans (2005-08) ... Major: Undecided

## EVANS' CAREER DEFENSIVE STATS

YEAR	G/GS	TT	UT	AT	TFL-YDS	QBS-YDS	FF/FR	PD	I/YDS
2009	13/1	28	21	7	0.5-1	0.0-0	0/0	0	0/0

## EVANS' GAME-BY-GAME DEFENSIVE STATS

DATE	OPPONENT	TT	UT	AT	TFL-YDS	QBS-YDS
9/5/09	LOUISIANA TECH	1	0	1	0.0-0	0.0-0
9/12/09	MISSISSIPPI STATE	1	0	1	0.0-0	0.0-0
9/19/09	WEST VIRGINIA	0	0	0	0.0-0	0.0-0
9/26/09	BALL STATE	2	2	0	0.0-0	0.0-0
10/3/09	at Tennessee	2	2	0	0.0-0	0.0-0
10/10/09	at Arkansas	2	1	1	0.0-0	0.0-0
10/17/09	KENTUCKY	1	0	1	0.0-0	0.0-0
10/24/09	at LSU	1	0	1	0.0-0	0.0-0
10/31/09	OLE MISS	1	1	0	0.0-0	0.0-0
11/7/09	FURMAN	5	5	0	0.0-0	0.0-0
11/14/09	at Georgia	4	2	2	0.5-1	0.0-0
11/27/09	* ALABAMA	8	8	0	0.0-0	0.0-0
1/1/10	Northwestern (Outback)	0	0	0	0.0-0	0.0-0



**NICK FAIRLEY** #90  
DL  
6-5 · 293 · So. · JC  
Mobile, Ala. (Copiah-Lincoln CC)  
Undecided

**2009** — Appeared in 13 games with two starts ... Totaled 28 tackles with 3.5 TFLs ... Started first career game in season opener vs. Louisiana Tech ... Recorded five tackles with half a TFL, one fumble recovery and two QBH ... Had half a TFL (minus 3 yards), two QB hurries and three total tackles vs. West Virginia ... Recorded one tackle vs. Ball State ... Recorded first blocked PAT of career in win over Tennessee ... Block came on UT's first score near the end of the first half and gave Auburn a 13-6 edge ... Posted three tackles, with one solo, vs. Arkansas ... Registered a TFL (minus 2 yards) as only tackle vs. Kentucky ... Had one tackle vs. LSU ... Picked up one assisted tackle vs. Ole Miss ... Logged one tackle vs. Furman ... Had strong showing vs. Georgia, recording first career sack, 1.0 for minus 14 yards, and finished with two total tackles ... Against Alabama, had half a sack (minus 1 yard), three QB hurries and four total tackles ... Started vs. Northwestern in Outback Bowl ... Tied season high with five tackles, all solo stops, vs. Wildcats.

**JUNIOR COLLEGE** — Junior College Coach: Glenn Davis ... Played at Copiah-Lincoln CC in Wesson, Miss. ... All-Region XII in state of Mississippi in 2008 at defensive tackle ... Had 63 tackles including nine for loss and seven quarterback sacks in seven games ... Redshirted in 2007.

**HIGH SCHOOL** — High School Coach: Bobby Parrish ... Spent time on both sides of the ball as a senior, grading out at 97 percent on the offensive line and catching five passes for 150 yards at tight end, while making more than 90 tackles on defense ... Named a 5A Lineman of the Year finalist and to the 5A All-State team by the ASWA ... Ranked 28th among offensive guards and 15th overall in Alabama by rivals.com ... Ranked No. 32 at the offensive tackle position by espn.com ... Selected to the Alabama-Mississippi All-Star Classic and played both ways in the game ... Selected to the Mobile Press-Register's Elite 18 Alabama recruits list and the paper's Super Southeast 120 ... Played in the AHSAA North/South All-Star game as a junior.

**PERSONAL** — Born Jan. 23, 1988 ... Son of Paula Rogers and Herbert Rogers ... Major: Undecided.

## FAIRLEY'S CAREER DEFENSIVE STATS

YEAR	G/GS	TT	UT	AT	TFL-YDS	QBS-YDS	FF/FR	PD	I/YDS
2009	13/2	28	14	14	3.5-20	1.5-15	0/1	0	0/0

## FAIRLEY'S GAME-BY-GAME DEFENSIVE STATS

DATE	OPPONENT	TT	UT	AT	TFL-YDS	QBS-YDS
9/5/09	* LOUISIANA TECH	5	2	3	0.5-0	0.0-0
9/12/09	MISSISSIPPI STATE	0	0	0	0.0-0	0.0-0
9/19/09	WEST VIRGINIA	3	1	2	0.5-3	0.0-0
9/26/09	BALL STATE	1	1	0	0.0-0	0.0-0
10/3/09	at Tennessee	1	0	1	0.0-0	0.0-0
10/10/09	at Arkansas	3	1	2	0.0-0	0.0-0
10/17/09	KENTUCKY	1	1	0	1.0-2	0.0-0
10/24/09	at LSU	1	0	1	0.0-0	0.0-0
10/31/09	OLE MISS	1	0	1	0.0-0	0.0-0
11/7/09	FURMAN	1	0	1	0.0-0	0.0-0
11/14/09	at Georgia	2	2	0	1.0-14	1.0-14
11/27/09	ALABAMA	4	1	3	0.5-1	0.5-1
1/1/10	* Northwestern (Outback)	5	5	0	0.0-0	0.0-0



**MARIO FANNIN** #27  
RB  
5-11 · 225 · Jr. · 2L  
Hampton, Ga. (Lovejoy)  
Undecided

**CAREER** — Has caught a pass in 15 consecutive games dating back to last season ... Current streak began vs. UGA (11/15/08) ... AU career leader in receptions and receiving yards by a running back ... Is five catches shy of moving into tie for 15th-place in AU career receptions.

**2009** — Appeared in 13 games with seven starts ... Totaled 990 all-purpose yards with 285 rushing, 413 receiving and 297 KO return yards ... Started and set career highs in receptions, eight, and receiving yards, 82, in season opener vs. Louisiana Tech ... Led team in receiving yards and catches vs. Tech ... Rushed for 75 yards on nine carries in SEC opener vs. Mississippi State ... Scored on 82-yard TD catch vs. West Virginia ... The 82-yard catch was longest offensive play of career and tied game at 27-27 in third quarter ... Against Ball State, hauled in three passes for 55 yards including 36-yard TD catch in third quarter ... Led Tigers with six receptions against Tennessee ... Totaled 25 yards receiving vs. Vols ... Also had one 32-yard rushing vs. UT ... Had two catches against Arkansas ... Against Kentucky, caught two passes for 9 yards ... Second on team with 56 yards rushing vs. LSU ... Against Ole Miss, rushed six times for 35 yards and caught three passes for 35 yards ... Led Tigers with 133 all-purpose yards vs. Furman ... Had 38 yards receiving on two grabs, including a 24-yard TD catch and 60 yards rushing on six attempts ... Also netted 35 kickoff return yards vs. Paladin ... Tied for team-high with six catches vs. Georgia ... Six grabs went for 55 yards with a long of 24 ... Caught four passes for 20 yards vs. Alabama ... Also rushed one time for 14 yards vs. Crimson Tide ... Caught three passes for 10 yards and rushed twice for 14 yards in win over Northwestern in Outback Bowl.

**2008** — Played in all 12 games with three starts ... Finished third on team with 709 all-purpose yards, with 238 rushing yards, 223 receiving yards and 248 kickoff return yards ... Saw limited action in season opener vs. Louisiana-Monroe after shoulder surgery during the summer ... Had two carries for 21 yards vs. Warhawks ... Caught three passes for 22 yards (long of 18) against Southern Miss ... Started first game of season and rushed one time for 12 yards and had one catch for 2 yards at Mississippi State ... Saw limited action vs. LSU ... Led team with 88 all-purpose yards vs. Tennessee ... Had three catches for 29 yards and four rushes for 18 yards vs. Vols ... Also returned two kicks for 41 yards vs. UT ... Caught three passes for 56 yards, including a 28-yard TD catch from Chris Todd against Vanderbilt ... The TD catch vs. Vanderbilt was first since Chick-fil-A Bowl against Clemson ... Returned two kicks for 36 yards and had one rush for 4 yards vs. Arkansas ... Rushed for 29 yards on eight carries and returned two KO's for 88 yards with a career-long of 69 yards vs. West Virginia ... Caught two passes for 22 yards with a long of 14 vs. Ole Miss ... Also rushed for 11 yards on five carries vs. Rebels ... Rushed for a season-high 45 yards on 13 carries vs. UT Martin ... Against Georgia, had a TD rushing and receiving to go with 126 all-purpose yards ... Rushing

# 2009 Auburn Football Player Bios

TD came on 35-yard run as he totaled 59 yards rushing total on eight carries ... Receiving TD came on a career-long 52-yard screen pass and was one of four total catches for 48 yards on the day ... Also had one 19-yard kickoff return vs. UGA ... Against Alabama, rushed eight times for 28 yards and led team with three receptions for 44 yards.

**2007** — Third on team in rushing (448 yds) and third in scoring (42 pts) ... Led team in kickoff returns (399 yds) and is second in all-purpose yards (1,023) ... Caught at least one pass in eight straight games ... Had 219 yards (73.0 ypg) and four rushing touchdowns in three game stretch against New Mexico State, Florida, and Vanderbilt ... In first action at running back, rushed for a team-high 62 yards on 14 carries against South Florida ... Scored first career touchdown in second quarter on a 4-yard run ... Also returned two kickoffs for 71 yards against the Bulls ... Rushed for 40 yards on seven carries against Mississippi State and returned five kickoffs for 110 yards ... Also had first career reception, an 18-yarder against Bulldogs ... Ran for a career-best 103 yards and three touchdowns in win over New Mexico State ... The three TDs were the most by a Tiger since Kenny Irons had three at Kentucky in 2005 ... Had a 67-yard TD run with just 22 seconds remaining in the game ... 13 carries for 62 yards at Florida ... 11 touches for 49 rushing yards, including a career-long 22 yard TD run against Vanderbilt ... Along with three catches for 26 yards and one 22-yard KOR, posted 102 all-purpose yards in Vanderbilt game ... Three carries for 9 yards and one kickoff return for 27 yards against Arkansas ... Netted 48 yards on four carries in win over Ole Miss ... Also hauled in two passes vs. Ole Miss (29 yds.) ... Led team with 52 yards rushing on 14 carries vs. Tennessee Tech... Rushed the ball three times for 18 yards and led the team in receiving with 53 yards on five catches and a touchdown vs. Clemson in the Chick-fil-A Bowl ... TD came on 22-yard catch from Kodi Burns.

**2006** — Redshirted ... Appeared in three games, seeing time against Washington State, Mississippi State and LSU.

**HIGH SCHOOL** — High School Coach: Al Hughes ... Threw for more than 1,000 yards and 20 touchdowns as a senior while rushing for 1,200 yards and 12 TD's ... Accounted for 32 touchdowns as a junior, rushing for 1,210 yards and passing for 1,020 ... Named All-Region Player of the Year as a junior ... Ranked No. 10 at the athlete position by *PrepStar* ... Ranked as the No. 23 athlete nationally and the No. 12 player from Georgia by *Rivals.com* ... Ranked No. 13 in *Rivals Preseason Georgia Top 75* ... *Rivals.com Rivals250* ... Ranked as the No. 15 safety by *Scout.com* ... Ranked as the No. 54 player in the Southeast by *Tom Lemming's Prep Football Report* ... Ranked No. 128 on collegefootballnews.com CFN Top 150 and the No. 17 running back ... Ranked No. 20 nationally by ESPN.com at the running back position and No. 143 on ESPN.com's ESPN 150 ... Ranked 80th on the *Mobile Register's* Super Southeast 120 list of prospects ... Named to the *Atlanta Journal-Constitution* Super Southern 100 ... Ranked as the No. 11 player from the state of Georgia by *Georgia Sports Monthly* ... Class 5A All-State football team honorable mention.

**PERSONAL** — Born Dec. 4, 1987 ... Son of Mario and Amika Fannin ... Major: Undecided.

## FANNIN'S CAREER RUSHING STATS

YEAR	G/GS	NO	YDS	AVG	TD	LP/OPPONENT
2006	3/0	0	0	0.0	0	--
2007	13/2	84	448	5.3	5	67/New Mexico State
2008	12/3	54	238	4.4	1	35/Georgia
2009	13/7	34	285	8.4	0	32/Tennessee
<b>Totals</b>	<b>41/12</b>	<b>172</b>	<b>971</b>	<b>5.6</b>	<b>6</b>	<b>67/New Mexico State</b>

## FANNIN'S CAREER KOR STATS

YEAR	G	NO	YDS	AVG	TD	LP/OPPONENT
2006	3/0	0	0	0.0	0	--
2007	13/2	19	399	21.0	0	40/Mississippi State
2008	12/3	11	248	22.5	0	69/West Virginia
2009	13/7	14	297	21.2	0	35/Furman
<b>Totals</b>	<b>41/12</b>	<b>44</b>	<b>944</b>	<b>21.5</b>	<b>0</b>	<b>69/West Virginia</b>

## FANNIN'S CAREER RECEIVING STATS

YEAR	G/GS	NO	YDS	AVG	TD	LP/OPPONENT
2006	3/0	0	0	0.0	0	--
2007	13/2	18	176	9.8	2	22/Clemson
2008	12/3	20	223	11.2	2	52/Georgia
2009	13/7	42	413	9.8	3	82/West Virginia
<b>Totals</b>	<b>41/12</b>	<b>80</b>	<b>812</b>	<b>10.2</b>	<b>7</b>	<b>82/West Virginia</b>

## FANNIN'S CAREER GAME HIGH STATS

	No.	Opponent	Date
Rush Attempts	15	New Mexico State	9/22/07
Rush Yards	103	New Mexico State	9/22/07
Rush TDs	3	New Mexico State	9/22/07
Receptions	8	Louisiana Tech	9/5/09
Rec. Yards	82	2x (last vs. West Virginia)	9/19/09
Kickoff Returns	5	Mississippi State	9/15/07
Kick Ret. Yds.	110	Mississippi State	9/15/07

## FANNIN'S GAME-BY-GAME RUSHING STATS

DATE	OPPONENT	ATT	YDS	Avg.	TD	TD Runs
9/1/07	KANSAS STATE	0	0	0.0	0	---
9/8/07	SOUTH FLORIDA	14	62	4.4	1	4
9/15/07	MISSISSIPPI STATE	7	40	5.7	0	---
9/22/07	NEW MEXICO STATE	15	103	6.9	3	1, 5, 67
9/29/07	at Florida	13	62	4.8	0	---
10/6/07	* VANDERBILT	11	54	4.9	1	22
10/13/07	at Arkansas	3	9	3.0	0	---
10/20/07	at LSU	0	0	0.0	0	---
10/27/07	OLE MISS	4	48	12.0	0	---
11/3/07	TENNESSEE TECH	14	52	3.7	0	---
11/10/07	at Georgia	0	0	0.0	0	---
11/24/07	ALABAMA	0	0	0.0	0	---
12/31/07	* vs. Clemson (Chick-fil-A)	3	18	6.0	0	---

DATE	OPPONENT	ATT	YDS	Avg.	TD	TD Runs
8/30/08	LOUISIANA-MONROE	2	21	10.5	0	---
9/6/08	SOUTHERN MISS	1	3	3.0	0	---
9/13/08	* MISSISSIPPI STATE	1	12	12.0	0	---
9/20/08	LSU	0	0	0.0	0	---
9/27/08	TENNESSEE	4	18	4.5	0	---
10/4/08	at Vanderbilt	3	8	2.7	0	---
10/11/08	ARKANSAS	1	4	4.0	0	---
10/23/08	at West Virginia	8	29	3.6	0	---
11/1/08	at Ole Miss	5	11	2.2	0	---
11/8/08	TENNESSEE-MARTIN	13	45	3.5	0	---
11/15/08	* GEORGIA	8	59	7.4	1	35
11/29/08	* at Alabama	8	28	3.5	0	---

DATE	OPPONENT	ATT	YDS	Avg.	TD	TD Runs
9/5/09	* LOUISIANA TECH	0	0	0.0	0	--
9/12/09	MISSISSIPPI STATE	9	75	8.3	0	--
9/19/09	WEST VIRGINIA	1	0	0.0	0	--
9/26/09	* BALL STATE	0	0	0.0	0	--
10/3/09	* at Tennessee	1	32	32.0	0	--
10/10/09	at Arkansas	0	0	0.0	0	--
10/17/09	KENTUCKY	2	-1	-0.5	0	--
10/24/09	* at LSU	6	56	9.3	0	--
10/31/09	* OLE MISS	6	35	5.8	0	--
11/7/09	* FURMAN	6	60	10.0	0	--
11/14/09	at Georgia	0	0	0.0	0	--
11/27/09	* ALABAMA	1	14	14.0	0	--
11/1/10	Northwestern (Outback)	2	14	7.0	0	--

## FANNIN'S GAME-BY-GAME TOTAL OFFENSE STATS

DATE	OPPONENT	REC - TDs	PASS - TDs	RUSH - TDs	TOTAL - TDs
9/5/09	* LOUISIANA TECH	82 - 0	0 - 0	0 - 0	82 - 0
9/12/09	MISSISSIPPI STATE	3 - 0	0 - 0	75 - 0	78 - 0
9/19/09	WEST VIRGINIA	82 - 1	0 - 0	0 - 0	82 - 1
9/26/09	* BALL STATE	55 - 1	0 - 0	0 - 0	55 - 1
10/3/09	* at Tennessee	25 - 0	0 - 0	32 - 0	57 - 0
10/10/09	at Arkansas	-1 - 0	0 - 0	0 - 0	-1 - 0
10/17/09	KENTUCKY	9 - 0	0 - 0	-1 - 0	8 - 0
10/24/09	* at LSU	0 - 0	0 - 0	56 - 0	56 - 0
10/31/09	* OLE MISS	35 - 0	0 - 0	35 - 0	70 - 0
11/7/09	* FURMAN	38 - 1	0 - 0	60 - 0	98 - 1
11/14/09	at Georgia	55 - 0	0 - 0	0 - 0	55 - 0
11/27/09	* ALABAMA	20 - 0	0 - 0	14 - 0	34 - 0
11/1/10	Northwestern (Outback)	10 - 0	0 - 0	14 - 0	24 - 0



# 2009 Auburn Football Player Bios

## FANNIN'S GAME-BY-GAME RECEIVING STATS

DATE	OPPONENT	REC	YDS	AVG	TD	TD REC
9/1/07	KANSAS STATE	0	0	0.0	0	---
9/8/07	SOUTH FLORIDA	0	0	0.0	0	---
9/15/07	MISSISSIPPI STATE	1	16	16.0	0	---
9/22/07	NEW MEXICO STATE	1	8	8.0	0	---
9/29/07	at Florida	0	0	0.0	0	---
10/6/07	* VANDERBILT	3	26	8.7	0	---
10/13/07	at Arkansas	1	0	0.0	0	---
10/20/07	at LSU	1	9	9.0	0	---
10/27/07	OLE MISS	2	29	14.5	0	---
11/3/07	TENNESSEE TECH	1	9	9.0	0	---
11/10/07	at Georgia	2	14	7.0	1	12
11/24/07	ALABAMA	1	12	12.0	0	---
12/31/07	* vs. Clemson (Chick-fil-A)	5	53	10.6	1	22

DATE	OPPONENT	REC	YDS	AVG	TD	TD REC
8/30/08	LOUISIANA-MONROE	1	0	0	0	---
9/6/08	SOUTHERN MISS	3	22	7.3	0	---
9/13/08	* MISSISSIPPI STATE	1	2	2.0	0	---
9/20/08	LSU	0	0	0.0	0	---
9/27/08	TENNESSEE	3	29	9.7	0	---
10/4/08	at Vanderbilt	3	56	18.7	1	28
10/11/08	ARKANSAS	0	0	0.0	0	---
10/23/08	at West Virginia	0	0	0.0	0	---
11/1/08	at Ole Miss	2	22	11.0	0	---
11/8/08	TENNESSEE-MARTIN	0	0	0.0	0	---
11/15/08	* GEORGIA	3	48	12.0	1	52
11/29/08	* at Alabama	3	44	14.7	0	---

DATE	OPPONENT	REC	YDS	AVG	TD	TD REC
9/5/09	* LOUISIANA TECH	8	82	10.3	0	--
9/12/09	MISSISSIPPI STATE	1	3	3.0	0	--
9/19/09	WEST VIRGINIA	1	82	82.0	1	82
9/26/09	* BALL STATE	3	55	18.3	1	36
10/3/09	* at Tennessee	6	25	4.2	0	--
10/10/09	at Arkansas	2	-1	-0.5	0	--
10/17/09	KENTUCKY	2	9	4.5	0	--
10/24/09	* at LSU	1	0	0.0	0	--
10/31/09	* OLE MISS	3	35	11.7	0	--
11/7/09	* FURMAN	2	38	19.0	1	24
11/14/09	at Georgia	6	55	9.2	0	--
11/27/09	* ALABAMA	4	20	5.0	0	--
1/1/10	Northwestern (Outback)	3	10	4.3	0	--



**DEE** **#95**  
**FORD** **DE**  
 6-4 · 214 · Fr. · HS  
 Odenville, Ala. (St. Clair County)  
 Undecided

**2009** — Appeared in 13 games ... Totaled 12 tackles ... In first collegiate game, recorded one tackle with two QBH ... Had one tackle, solo, and one QB hurry in limited snaps vs. Mississippi State ... Had one QB hurry vs. West Virginia ... Against Ball State, had season highs with four tackles with one sack (minus 10 yards) and half a TFL (minus 1 yard) with one QB hurry ... Registered two tackles against Arkansas ... Saw playing time but did not record a tackle vs. LSU and Ole Miss ... Matched season-high with four tackles vs. Furman and added 1.0 TFL for minus 6 yards and a pair of QB hurries ... Also recorded first-career INT, picking off a deflected pass vs. Paladin ... Saw playing time vs. Georgia, but did not register a tackle ... Saw playing time vs. Alabama but did not record a tackle ... Played but did not register a tackle vs. Northwestern in Outback Bowl.

**HIGH SCHOOL** — High School Coach: Charlie Boren ... As a senior, had 90 tackles (40 solo, 50 assists), including 38 tackles for loss and 18 sacks, intercepted a pass and broke up three ... Selected 2008 Star of Alabama for his game against Hokes Bluff with 12 tackles including five sacks for a loss of 40 yards, and an interception ... As a junior, had 87 total tackles with 36 solo, 16 tackles for a loss and 12 sacks ... Named to the Class 4A All-State team by the Alabama Sports Writers Association as a senior ... Ranked as the nation's No. 26 defensive end by Scout.com ... Listed as the nation's No.

35 defensive end by ESPN.com/Scouts, Inc. ... Listed as the No. 7 player from Alabama by SuperPrep ... Ranked 62nd among outside linebackers and 27th on the Alabama Postseason Top 40 by Rivals.com.

**PERSONAL** — Born March 19, 1991 ... Son of James and Debbie Ford ... Major: Undecided.

## FORD'S CAREER DEFENSIVE STATS

YEAR	G/GS	TT	UT	AT	TFL-YDS	QBS-YDS	FF/FR	PD	I/YDS
2009	13/0	12	5	7	2.5-17	1.0-10	0/0	1	1/3

## FORD'S GAME-BY-GAME DEFENSIVE STATS

DATE	OPPONENT	TT	UT	AT	TFL-YDS	QBS-YDS
9/5/09	LOUISIANA TECH	1	0	1	0.0-0	0.0-0
9/12/09	MISSISSIPPI STATE	1	1	0	0.0-0	0.0-0
9/19/09	WEST VIRGINIA	0	0	0	0.0-0	0.0-0
9/26/09	BALL STATE	4	1	3	1.5-11	1.0-10
10/3/09	at Tennessee	0	0	0	0.0-0	0.0-0
10/10/09	at Arkansas	2	0	2	0.0-0	0.0-0
10/17/09	KENTUCKY	0	0	0	0.0-0	0.0-0
10/24/09	at LSU	0	0	0	0.0-0	0.0-0
10/31/09	OLE MISS	0	0	0	0.0-0	0.0-0
11/7/09	FURMAN	4	3	1	1.0-6	0.0-0
11/14/09	at Georgia	0	0	0	0.0-0	0.0-0
11/27/09	ALABAMA	0	0	0	0.0-0	0.0-0
1/1/10	Northwestern (Outback)	0	0	0	0.0-0	0.0-0



**ELTORO** **#21**  
**FREEMAN** **LB**  
 5-11 · 219 · So. · JC  
 Alexander City, Ala. (Miss. Gulf Coast CC)  
 Philosophy

**2009** — Appeared in 10 games with seven starts ... Totaled 31 tackles ... Did not play in season opener vs. Louisiana Tech ... In first collegiate action, recorded six tackles vs. Mississippi State ... Earned first career start vs. West Virginia and had one solo tackle ... Started vs. LSU and recorded season-high 12 tackles with a sack (minus 10 yards) and 2.0 TFLs (minus 12 yards), both first of AU career ... Tied for team high with nine tackles vs. Ole Miss ... Six of nine tackles vs. Rebels were solo ... Also had one QB hurry vs. Rebels ... Started vs. Furman, but did not record a tackle in limited snaps ... Totaled a pair of tackles vs. Georgia before leaving in first half with injury ... Did not play vs. Alabama due to injury ... Had one solo tackle vs. Northwestern in Outback Bowl.

**SPRING 2009** — Participated in spring drills at Auburn after enrolling in January  
**JUNIOR COLLEGE** — Junior College Coach: Steve Campbell ... Played at Mississippi Gulf Coast CC in Perkinston, Miss. .... As a freshman in 2007, helped Mississippi Gulf Coast to National Championship .... Redshirted in 2008.

**HIGH SCHOOL** — High School Coach: Carl Martin ... Recorded 140 tackles and 10 sacks at linebacker his senior year, while taking 15 carries for 223 yards and three scores at running back ... Recorded 100 tackles, including 52 for losses his junior year ... Named a PrepStar All-American recruit ... Listed as tenth-ranked prospect in state of Alabama by The Birmingham News ... Ranked No. 19 nationally at outside linebacker and the No. 10 overall recruit in Alabama by rivals.com ... Ranked No. 20 among outside linebackers by ESPN.com ... Selected by the AHSAA to play in the Alabama North/South All-Star game as a junior ... Named Birmingham News and ASWA Class 5A All-State ... Selected as a member of the Atlanta Journal-Constitution Super Southern 100 ... Ranked the No. 78 prospect in the Mobile Register's Super Southeast 120 ... Named a Birmingham News Super Senior before the 2006 campaign.

**PERSONAL** — Born May 7, 1989 ... Son of Greta and Rome Freeman ... Major: Philosophy.

## FREEMAN'S CAREER DEFENSIVE STATS

YEAR	G/GS	TT	UT	AT	TFL-YDS	QBS-YDS	FF/FR	PD	I/YDS
2009	10/7	31	15	16	2.0-12	1.0-10	0/0	0	0/0

# 2009 Auburn Football Player Bios

## FREEMAN'S GAME-BY-GAME DEFENSIVE STATS

DATE	OPPONENT	TT	UT	AT	TFL-YDS	QBS-YDS
9/5/09	LOUISIANA TECH				DID NOT PLAY	
9/12/09	MISSISSIPPI STATE	6	2	4	0.0-0	0.0-0
9/19/09	* WEST VIRGINIA	1	1	0	0.0-0	0.0-0
9/26/09	* BALL STATE	0	0	0	0.0-0	0.0-0
10/3/09	* at Tennessee	0	0	0	0.0-0	0.0-0
10/10/09	at Arkansas				DID NOT PLAY	
10/17/09	KENTUCKY	0	0	0	0.0-0	0.0-0
10/24/09	* at LSU	12	5	7	2.0-12	1.0-10
10/31/09	* OLE MISS	9	6	3	0.0-0	0.0-0
11/7/09	* FURMAN	0	0	0	0.0-0	0.0-0
11/14/09	* at Georgia	2	0	2	0.0-0	0.0-0
11/27/09	ALABAMA				DID NOT PLAY	
1/1/10	Northwestern (Outback)	1	1	0	0.0-0	0.0-0



**MICHAEL** #49  
**GOGGANS** DE  
 6-3 · 264 · Jr. · 2L  
 Alexander City, Ala. (Benjamin Russell)  
 Public Administration

**2009** — Had streak of 18 consecutive starts snapped vs. Kentucky ... Appeared in 13 games with six starts ... Totaled 24 tackles ... Started season opener vs. Louisiana Tech, recording two total tackles with one QBH ... Against Mississippi State, had a solo sack (minus 2 yards) to go with four tackles, one pass break-up and one QB hurry ... Sack was first since 2007 (Vanderbilt) ... Picked up three tackles, two solo, vs. West Virginia ... Against Ball State, broke up one pass and totaled four tackles ... Had one TFL (minus 3 yards) and two total tackles against Tennessee ... Registered half a TFL (minus 1 yard) with a QB hurry and two tackles vs. Arkansas ... Had one tackle vs. Kentucky ... Against LSU, had a QB hurry and a pair of tackles ... Played, but did not record a tackle vs. Ole Miss ... Recorded a solo tackle in limited action vs. Furman ... Saw playing time vs. Georgia but did not record a tackle ... Had one solo tackle vs. Alabama ... Also registered one tackle vs. Northwestern in Outback Bowl.

**2008** — Started all 12 games at defensive end ... Had 27 total tackles with 16 solo stops ... Finished with seventh-most TFLs on team with 4.0 and third-most QB hurries with six ... Earned first career start in season opener vs. Louisiana-Monroe ... Recovered forced fumble (Antonio Coleman) and returned it 9 yards for first touchdown of game ... Registered two tackles vs. Warhawks ... Against Southern Miss, had four solo tackles with a TFL (minus 2 yards) and a QB hurry ... Recorded three tackles, including one TFL for minus 3 yards and one QB hurry in win at Mississippi State ... Had one QB hurry and one solo tackle vs. LSU ... Against Tennessee, had three tackles and one QB hurry ... Had one solo tackle vs. Vanderbilt ... Had one QB hurry vs. Arkansas ... Registered three tackles, one solo, vs. West Virginia ... Totaled two solo tackles vs. Ole Miss ... Played, but did not record a tackle vs. UT Martin ... Had two tackles against Georgia ... Against Alabama, registered a career-best six tackles, four solo, with 2.0 TFLs for minus seven yards and one QB hurry.

**2007** — Action in every game ... Notched first career fumble recovery vs. Georgia ... Registered a solo tackle in loss to South Florida and in win at Florida ... Had best game of career versus Vanderbilt, totaling four tackles, including two tackles for loss (-3) and one quarterback sack (-2) ... Recorded one tackle, assisted, in win vs. Ole Miss.

**2007 SPRING** — Named the Mark Dorminey Defensive MVP of A-Day after finishing with five tackles, including three solo, with a quarterback hurry.

**2006** — Redshirted.

**HIGH SCHOOL** — High School Coach: Carl Martin ... Named to the Alabama Sports Writers Association Class 5A All-State Defense as a senior ... Ranked as the nation's No. 9 tight end and as the 10th-best player from the state of Alabama by Rivals.com ... Ranked No. 11 in the Rivals Preseason Alabama Top 40 ... Rivals.com Rivals 250 ... Ranked as the ninth-best tight end by PrepStar ... Ranked No. 10 at tight end by collegefootballnews.com ... Ranked No. 14 at tight end by ESPN.com ... Ranked No. 24 at his position by Scout.com ... Ranked No. 69 on the *Mobile Register's* Super Southeast 120 list of prospects.

**PERSONAL** — Born August 6, 1988 ... Son of Michael and April Goggans ... Major: Public Administration.

## GOGGAN'S CAREER DEFENSIVE STATS

YEAR	G/GS	TT	UT	AT	TFL-YDS	QBS-YDS	FF/FR	PD	I/YDS
2007	12/0	9	4	5	2.0-3	1.0-2	0/1	0	0-0
2008	12/12	27	16	11	4.0-12	0.0-0	0/1	0	0-0
2009	13/6	23	11	12	2.5-6	1.0-2	0/0	2	0-0
<b>Totals</b>	<b>37/18</b>	<b>59</b>	<b>31</b>	<b>28</b>	<b>8.5-21</b>	<b>2.0-4</b>	<b>0/2</b>	<b>2</b>	<b>0-0</b>

## GOGGAN'S CAREER GAME HIGH STATS

	No.	Opponent	Date
Tackles	6	vs. Alabama	11/29/08
Tackles for loss	2.0	2x, (last vs. Arkansas)	11/29/08
Sacks	1.0	2x (last vs. Mississippi State)	9/12/09



**HARRIS** #58  
**GASTON** LB  
 6-1 · 219 · Fr. · HS  
 Bessemer, Ala. (Bessemer Academy)  
 Undecided

**2009** — Appeared in four games ... Totaled nine tackles ... In first collegiate game, had one solo tackle in season opener vs. Louisiana Tech ... Also had one solo stop vs. Mississippi State ... Had one assisted tackle vs. West Virginia ... Against Ball State, set season high with six tackles, one solo ... Did not play last eight games due to injury.

**HIGH SCHOOL** — High School Coach: Josh Wright ... Had 114 tackles as a senior and returned two fumbles for touchdowns ... On offense during his senior season, caught 43 passes for 860 yards and 17 touchdowns ... As a junior, made 112 tackles, including 11 sacks, and had five interceptions and a defensive touchdown ... Named the AISA Back of the Year and to the All-State team by the Alabama Sports Writers Association as a senior ... Ranked as the nation's No. 31 middle linebacker by Scout.com ... Ranked 23rd among outside linebackers and 16th on the Alabama Postseason Top 40 by Rivals.com ... Listed as the nation's No. 42 outside linebacker by ESPN.com/Scouts, Inc. ... Ranked No. 10 on the Birmingham News' Super Seniors list ... Listed as the No. 13 player from Alabama by SuperPrep ... Named to PrepStar's All-Southeast Region team.

**PERSONAL** — Born Feb. 24, 1991 ... Son of Terrence and Kimbley Gaston ... Major: Undecided.

## GASTON'S CAREER DEFENSIVE STATS

YEAR	G/GS	TT	UT	AT	TFL-YDS	QBS-YDS	FF/FR	PD	I/YDS
2009	4/0	9	3	6	0.0-0	0.0-0	0/0	0	0/0

## GASTON'S GAME-BY-GAME DEFENSIVE STATS

DATE	OPPONENT	TT	UT	AT	TFL-YDS	QBS-YDS
9/5/09	LOUISIANA TECH	1	1	0	0.0-0	0.0-0
9/12/09	MISSISSIPPI STATE	1	1	0	0.0-0	0.0-0
9/19/09	WEST VIRGINIA	1	0	1	0.0-0	0.0-0
9/26/09	BALL STATE	6	1	5	0.0-0	0.0-0
10/3/09	at Tennessee				DID NOT PLAY	
10/10/09	at Arkansas				DID NOT PLAY	
10/17/09	KENTUCKY				DID NOT PLAY	
10/24/09	at LSU				DID NOT PLAY	
10/31/09	OLE MISS				DID NOT PLAY	
11/7/09	FURMAN				DID NOT PLAY	
11/14/09	at Georgia				DID NOT PLAY	
11/27/09	ALABAMA				DID NOT PLAY	
1/1/10	Northwestern (Outback)				DID NOT PLAY	

# 2009 Auburn Football Player Bios

## GOGGAN'S GAME-BY-GAME DEFENSIVE STATS

DATE	OPPONENT	TT	UT	AT	TFL-YDS	QBS-YDS
9/1/07	KANSAS STATE	0	0	0	0.0-0	0.0-0
9/8/07	SOUTH FLORIDA	1	1	0	0.0-0	0.0-0
9/15/07	MISSISSIPPI STATE	0	0	0	0.0-0	0.0-0
9/22/07	NEW MEXICO STATE	0	0	0	0.0-0	0.0-0
9/29/07	at Florida	1	0	1	0.0-0	0.0-0
10/6/07	VANDERBILT	4	2	2	2.0-3	1.0-2
10/13/07	at Arkansas	0	0	0	0.0-0	0.0-0
10/20/07	at LSU	0	0	0	0.0-0	0.0-0
10/27/07	OLE MISS	1	0	1	0.0-0	0.0-0
11/3/07	TENNESSEE TECH	1	1	0	0.0-0	0.0-0
11/10/07	at Georgia	1	0	1	0.0-0	0.0-0
11/24/07	ALABAMA	0	0	0	0.0-0	0.0-0
12/31/07	vs. Clemson (Chick-fil-A)	0	0	0	0.0-0	0.0-0

DATE	OPPONENT	TT	UT	AT	TFL-YDS	QBS-YDS
8/30/08	* LOUISIANA-MONROE	2	1	1	0.0-0	0.0-0
9/6/08	* SOUTHERN MISS	4	4	0	1.0-2	0.0-0
9/13/08	* MISSISSIPPI STATE	3	2	1	1.0-3	0.0-0
9/20/08	* LSU	1	1	0	0.0-0	0.0-0
9/27/08	* TENNESSEE	3	0	3	0.0-0	0.0-0
10/4/08	* at Vanderbilt	1	1	0	0.0-0	0.0-0
10/11/08	* ARKANSAS	0	0	0	0.0-0	0.0-0
10/23/08	* at West Virginia	3	1	2	0.0-0	0.0-0
11/1/08	* at Ole Miss	2	2	0	0.0-0	0.0-0
11/8/08	* TENNESSEE-MARTIN	0	0	0	0.0-0	0.0-0
11/15/08	* GEORGIA	2	0	2	0.0-0	0.0-0
11/29/08	* at Alabama	6	4	2	2.0-7	0.0-0

DATE	OPPONENT	TT	UT	AT	TFL-YDS	QBS-YDS
9/5/09	* LOUISIANA TECH	2	1	1	0.0-0	0.0-0
9/12/09	* MISSISSIPPI STATE	4	1	3	1.0-2	1.0-2
9/19/09	* WEST VIRGINIA	3	2	1	0.0-0	0.0-0
9/26/09	* BALL STATE	4	2	2	0.0-0	0.0-0
10/3/09	* at Tennessee	2	1	1	1.0-3	0.0-0
10/10/09	* at Arkansas	2	0	2	0.5-1	0.0-0
10/17/09	KENTUCKY	1	1	0	0.0-0	0.0-0
10/24/09	at LSU	2	0	2	0.0-0	0.0-0
10/31/09	OLE MISS	0	0	0	0.0-0	0.0-0
11/7/09	FURMAN	1	1	0	0.0-0	0.0-0
11/14/09	at Georgia	0	0	0	0.0-0	0.0-0
11/27/09	ALABAMA	1	1	0	0.0-0	0.0-0
1/1/10	Northwestern (Outback)	1	1	0	0.0-0	0.0-0



**ANTHONY**

**#24**

**GULLEY**

**WR**

5-9 · 176 · Fr. · HS

Brantley, Ala. (Brantley)

Undecided

**2009** — Appeared in 11 games ... Saw game time, returning one punt, in season opener vs. Louisiana Tech ... Returned two punts for 24 yards with a long of 17 yards vs. West Virginia ... Fielded a pair of punts and returned one kickoff for 24 yards vs. Ball State ... Saw time vs. LSU ... Against Furman, led all rushers with 77 yards on five carries and scored a pair of TD's, the first from 13 yards out and the second from 50 yards out ... Saw playing time vs. Georgia but did not have a reception ... Saw limited time vs. Alabama and against Northwestern in Outback Bowl.

**HIGH SCHOOL** — High School Coach: David Lowery ... As a senior, had 58 rushes for 1,162 yards and 18 touchdowns and caught 17 passes for 543 yards and nine scores ... Also returned six kickoffs for 244 yards and two scores and returned five punts for 203 yards and two touchdowns ... Defensively as a senior, had 48 solo tackles, nine sacks, two interceptions and a fumble recovery ... As a junior, rushed for 1,604 yards on 167 carries with 18 touchdowns, and had 11 catches for 173 yards and four scores ... Completed 8-of-12 passing for 127 yards with four touchdowns during junior season ... Also returned five kickoffs for 158 yards and a touchdown and 11 punts for 432 yards and three scores as a junior ... Defensively during his junior season, had 37 solo tackles, five interceptions including one returned for a score and two fumble recoveries ... Named to the Class 1A All-State team by the Alabama Sports Writers Association as a senior ... As a junior, named honorable mention all-state ... Ranked 39th nationally among all-purpose backs and 30th on the Alabama Postseason Top 40 by Rivals.com ... Listed as the nation's No. 191 athlete by ESPN.com/Scouts, Inc. ... Also an Alabama All-Star in baseball.

**PERSONAL** — Born Sept. 8, 1990 ... Major: Undecided.

## GULLEY'S CAREER RECEIVING STATS

YEAR	G/GS	NO	YDS	AVG	TD	LPI/OPPONENT
2009	11/0	0	0	0.0	0	--

## GULLEY'S GAME-BY-GAME RECEIVING STATS

DATE	OPPONENT	REC	YDS	AVG	TD	TD REC
9/5/09	LOUISIANA TECH	0	0	0.0	0	--
9/12/09	MISSISSIPPI STATE	0	0	0.0	0	--
9/19/09	WEST VIRGINIA	0	0	0.0	0	--
9/26/09	BALL STATE	0	0	0.0	0	--
10/3/09	at Tennessee	0	0	0.0	0	--
10/10/09	at Arkansas				DID NOT PLAY	
10/17/09	KENTUCKY				DID NOT PLAY	
10/24/09	at LSU	0	0	0.0	0	--
10/31/09	OLE MISS				DID NOT PLAY	
11/7/09	FURMAN	0	0	0.0	0	--
11/14/09	at Georgia	0	0	0.0	0	--
11/27/09	ALABAMA	0	0	0.0	0	--
1/1/10	Northwestern (Outback)	0	0	0.0	0	--



**A.J.**

**#77**

**GREENE**

**OL**

6-5 · 282 · So. · SQ

Madison, Tenn. (Brentwood Academy)

Liberal Arts

**2009** — Appeared in two games, seeing time against Mississippi State and Furman.

**2008** — Did not play.

**2007** — Redshirted

**HIGH SCHOOL** — High School Coach: Carlton Flatt ... Recorded 46 tackles and six sacks while helping Brentwood Academy to the Div. II Class 3A State Championship his senior year ... Ranked No. 50 at defensive end and the No. 17 overall recruit in Tennessee by Rivals.com ... Named a finalist for Div. II, Class 3A Lineman of the Year in 2006 ... Attended the same high school as current Tiger Mike Berry and former Tiger King Dunlap.

**PERSONAL** — Born September 25, 1989 ... Son of Sonya Farley-Greene and Aubrey Greene Sr. ... Major: Liberal Arts.

# 2009 Auburn Football Player Bios



**JOSH HARRIS** #61 DS  
6-1 · 220 · So. · SQ  
Carrollton, Ga. (Carrollton)  
Political Science

**2009** — Appeared in all 13 games ... Deep snapper on field goal attempts, PAT and punts.

**HIGH SCHOOL** — High School Coach: Rayvan Teague.

**PERSONAL** — Born April 27, 1989 ... Son of Lori and John Harris ... Major: Political Science.



**ADAM HERRING** #31 LB  
6-1 · 216 · So. · 1L  
Springdale, Ark. (Shiloh Christian)  
Business Management

**2009** — Appeared in eight games with four starts ... Totaled 12 tackles ... Earned first career start in season opener vs. Louisiana Tech, recording two solo tackles ... Picked up half a TFL (minus 1 yard) and four total tackles vs. Mississippi State ... Recorded one solo tackle vs. West Virginia ... Played, but did not register a tackle vs. Ball State ... Started and recorded a pair of solo tackles vs. Arkansas ... Totaled three tackles vs. Kentucky ... Did not play vs. LSU ... Saw playing time vs. Ole Miss but did not register a tackle ... Missed last four games of season due to injury (Furman, UGA, Alabama, Northwestern).

**2008** — Played in 11 games primarily on special teams, totaling two tackles ... Played but did not record a tackle in season opener vs. Louisiana-Monroe ... Saw playing time vs. Southern Miss and in SEC opener vs. Mississippi State ... Had one special teams tackle vs. LSU ... Had one assisted stop vs. UT Martin.

**2007** — Redshirted

**HIGH SCHOOL** — High School Coach: Josh Floyd ... Recorded 101 tackles as a senior at Shiloh Christian School ... Led Shiloh to a perfect 14-0 record and the 3A state championship in 2006 ... Led his team with six tackles and a sack in the 3A state championship game ... Was selected First Team All-Area, All-State and All-Southern team as a senior ... Ranked No. 20 in Arkansas Top 20 by Rivals.com ... Ranked 59th at inside linebacker by Espn.com ... Named to the *Orlando Sentinel's* All-Southern Team ... Named 3A All-State by the Arkansas Sports Writers Association ... Named All-Area by the *Northwest Arkansas Morning News*.

**PERSONAL** — Born May 1, 1989 ... Son of Lisa and former Auburn linebackers coach Reggie Herring ... Major: Business Management.

## HERRING'S CAREER DEFENSIVE STATS

YEAR	G/GS	TT	UT	AT	TFL-YDS	QBS-YDS	FF/FR	PD	I/YDS
2008	11/0	2	1	1	0.0-0	0.0-0	0/0	0	0/0
2009	8/4	12	6	6	0.5-1	0.0-0	0/0	0	0/0
<b>Totals</b>	<b>19/4</b>	<b>14</b>	<b>7</b>	<b>7</b>	<b>0.5-1</b>	<b>0.0-0</b>	<b>0/0</b>	<b>0</b>	<b>0/0</b>

## HERRING'S GAME-BY-GAME DEFENSIVE STATS

DATE	OPPONENT	TT	UT	AT	TFL-YDS	QBS-YDS
9/5/09	* LOUISIANA TECH	2	2	0	0.0-0	0.0-0
9/12/09	* MISSISSIPPI STATE	4	1	3	0.5-1	0.0-0
9/19/09	WEST VIRGINIA	1	1	0	0.0-0	0.0-0
9/26/09	BALL STATE	0	0	0	0.0-0	0.0-0
10/3/09	at Tennessee	0	0	0	0.0-0	0.0-0
10/10/09	* at Arkansas	2	1	1	0.0-0	0.0-0
10/17/09	* KENTUCKY	3	1	2	0.0-0	0.0-0
10/24/09	at LSU				DID NOT PLAY	
10/31/09	OLE MISS	0	0	0	0.0-0	0.0-0
11/7/09	FURMAN				DID NOT PLAY	
11/14/09	at Georgia				DID NOT PLAY	
11/27/09	ALABAMA				DID NOT PLAY	
1/1/10	Northwestern (Outback)				DID NOT PLAY	



**D'ANTOINE HOOD** #24 DB  
5-10 · 187 · So. · 1L  
Phenix City, Ala. (Central-Phenix HS)  
Pre-Business

**2009** — Appeared in 10 games with one start ... Totaled 22 tackles ... Saw first game action vs. Ball State and recorded three solo tackles ... Played, but did not record a tackle vs. Tennessee and Arkansas ... Had one tackle vs. Kentucky ... Played, but did not record a tackle vs. LSU ... Did not play vs. Ole Miss ... Saw playing time, but did not record a tackle vs. Furman ... Played but did not have a tackle vs. Georgia and Alabama ... Started vs. Northwestern in Outback Bowl and logged a season-best five tackles, including three solo stops.

**2008** — Played in all 12 games with one start, totaling 13 tackles with one interception ... Recorded three tackles, one solo, in season opener vs. Louisiana-Monroe ... Had one solo tackle vs. Southern Miss ... Played, but did not record a tackle vs. Mississippi State and LSU ... Saw limited time vs. Tennessee ... Had one solo stop vs. West Virginia ... Started first game vs. Ole Miss and recorded six tackles, three solo, with one pass break-up ... Had one solo tackle vs. UT Martin ... Had first career fumble recovery vs. Georgia.

**PERSONAL** — Born Sept. 25, 1989 ... Son of Shirley and Dewayne Hood ... Is the cousin of former Auburn and current Cleveland Brown defensive back Roderick Hood ... Major: Pre-Business.

## HOOD'S CAREER DEFENSIVE STATS

YEAR	G/GS	TT	UT	AT	TFL-YDS	QBS-YDS	FF/FR	PD	INT-YDS
2008	12/1	13	7	6	0.0-0	0.0-0	0/1	1	0-0
2009	10/1	9	6	3	0.0-0	0.0-0	0/0	0	0-0
<b>Totals</b>	<b>22/2</b>	<b>22</b>	<b>13</b>	<b>9</b>	<b>0.0-0</b>	<b>0.0-0</b>	<b>0/1</b>	<b>1</b>	<b>0-0</b>

## HOOD'S GAME-BY-GAME DEFENSIVE STATS

DATE	OPPONENT	TT	UT	AT	PD	INT-YDS
8/30/08	LOUISIANA-MONROE	3	1	2	0	0-0
9/6/08	SOUTHERN MISS	1	1	0	0	0-0
9/13/08	MISSISSIPPI STATE	0	0	0	0	0-0
9/20/08	LSU	0	0	0	0	0-0
9/27/08	TENNESSEE	0	0	0	0	0-0
10/4/08	at Vanderbilt	0	0	0	0	0-0
10/11/08	ARKANSAS	1	0	1	0	0-0
10/23/08	at West Virginia	1	1	0	0	0-0
11/1/08	* at Ole Miss	6	3	3	1	0-0
11/8/08	TENNESSEE-MARTIN	1	1	0	0	0-0
11/15/08	GEORGIA	0	0	0	0	0-0
11/29/08	at Alabama	0	0	0	0	0-0

# 2009 Auburn Football Player Bios

DATE	OPPONENT	TT	UT	AT	PD	INT-YDS
9/5/09	LOUISIANA TECH			DID NOT PLAY		
9/12/09	MISSISSIPPI STATE			DID NOT PLAY		
9/19/09	WEST VIRGINIA			DID NOT PLAY		
9/26/09	BALL STATE	3	3	0	0	0-0
10/3/09	at Tennessee	0	0	0	0	0-0
10/10/09	at Arkansas	0	0	0	0	0-0
10/17/09	KENTUCKY	1	0	1	0	0-0
10/24/09	at LSU	0	0	0	0	0-0
10/31/09	OLE MISS	0	0	0	0	0-0
11/7/09	FURMAN	0	0	0	0	0-0
11/14/09	at Georgia	0	0	0	0	0-0
11/27/09	ALABAMA	0	0	0	0	0-0
1/1/10	* Northwestern (Outback)	5	3	2	0	0-0



**MORGAN HULL** #37  
**K**  
 6-3 · 199 · Jr. · 1L  
 Decatur, Ala. (Austin)  
 Pre-Medicine

**2009** — Appeared in 12 games ... In season opener vs. Louisiana Tech, kicked off three times for a 66.7 yard average ... Against Mississippi State, kicked off seven times for 67.6 ypk average ... Kicked off eight times vs. West Virginia, averaging 63.9 ypk ... Had one touchback vs. WVA ... Against Ball State, averaged 59.8 yards on nine kickoffs ... On seven kickoffs vs. Tennessee, averaged 65.0 yards per kick ... Had one touchback and averaged 68.2 yards on four kickoffs vs. Arkansas ... Against Kentucky, kicked off three times for a 44.7 yard average ... Averaged 35.7 yards on three kickoffs vs. LSU ... Had one touchback and averaged 62.2 yards on six kickoffs vs. Ole Miss ... Set career high with 10 kickoffs vs. Furman ... Averaged 63.5 yards per kick vs. Paladin, with one touchback ... Averaged 56.8 yards on five kickoffs vs. Georgia ... Kicked off twice for a 67.0 average vs. Alabama.

**2008** — Played in seven games ... Kicked off 22 times for a 62.6 average ... Had three touchbacks ... Had three kickoffs in season opener vs. Louisiana-Monroe ... Averaged 68.0 yards per kickoff with one touchback vs. ULM ... Kicked off four times with a 65.0 ypk average and one touchback against Southern Miss ... Averaged 51.2 yards on four kickoffs vs. LSU ... Had three kickoffs vs. Tennessee, averaging 64.3 ypk ... Averaged 65.5 yards on four kickoffs vs. UT Martin ... Against Georgia, was successful on first career PAT attempt and averaged 61.0 yards on three kickoffs ... Had one kickoff for 70 yards and had 39-yard field goal attempt blocked vs. Alabama ... Had made initial field goal attempt from 39-yards, but a timeout negated the score and the following attempt was blocked.

**2007** — Appeared in two games, Kansas State and Tennessee Tech ... Averaged 54.8 yards on five kickoffs.

**HIGH SCHOOL** — High School Coach: David Norwood.

**PERSONAL** — Born Aug. 3, 1989 ... Son of Greer and Gran Hull ... One sister, Whitney, 21 ... Major: Pre-Medicine.



**BYRON ISOM** #57  
**OL**  
 6-3 · 291 · Jr. · 2L  
 Jonesboro, Ga. (Lovejoy)  
 Public Administration

**CAREER** — Has started 18 games and appeared in 22.

**2009** — Appeared in 10 games, all starts ... Had 50 knockdown blocks on season ... Part of o-line that gave up just 21 sacks in 364 pass attempts ... Started at guard in season opener vs. Louisiana Tech and did not allow a sack in 27 pass attempts ... Also recorded three knockdown blocks vs. Tech ... Started against Mississippi State, did not

allow a sack in 24 pass attempts ... Registered three knockdown blocks vs. Mississippi State ... Took every snap vs. West Virginia and registered five knockdown blocks ... Did not play vs. Ball State or Tennessee ... Tied with third-most knockdown blocks vs. Arkansas with seven ... Led Tigers with 5.5 knockdown blocks vs. Kentucky ... Led o-line and recorded season-high with 12 knockdown blocks on the road at LSU ... Recorded 6.5 knockdown blocks vs. Ole Miss ... In one half of play vs. Furman, tied for team high with eight knockdown blocks ... Part of o-line that helped Tigers to 332 yards total offense and 21 points vs. Alabama ... Helped paved way to 420 yards total offense vs. Northwestern in Outback Bowl.

**2008** — Played in eight games with seven starts ... Posted season-high grade of 90 percent vs. Arkansas ... Finished with 32 cockroach blocks, 12.5 pancake blocks and 52 rodeo blocks ... Earned first career start in season opener vs. Louisiana-Monroe, grading at 87 percent overall on 59 snaps ... Graded 83 percent overall on 76 snaps vs. Southern Miss with 10 rodeo blocks ... Played 75 snaps, grading overall at 88 percent vs. Mississippi State ... Had 11 rodeo, 4.5 pancake and three cockroach blocks vs. MSU ... Graded at 84 percent overall on 70 snaps vs. LSU with nine rodeo, five cockroach and two pancake blocks ... Graded at 81 percent overall on 72 snaps vs. Tennessee with nine rodeo and six cockroach blocks ... On 65 snaps vs. Vanderbilt, graded at 82 percent overall with five cockroach blocks ... Against Arkansas, posted a 90 percent overall grade on 62 snaps with seven rodeo, 9 cockroach and two pancake blocks ... Did not play vs. West Virginia and Ole Miss due to injury ... Logged 10 snaps vs. UT Martin, grading at 100 percent overall with one rodeo and one pancake block.

**2007** — Saw action in three games ... First collegiate snap came against New Mexico State ... Also saw limited game action against Vanderbilt and Tennessee Tech.

**2006** — Redshirted.

**HIGH SCHOOL** — High School coach: Al Hughes ... Started both ways for Lovejoy his senior season at offensive and defensive tackle, finishing with 30 pancake blocks, 89 tackles and 12 sacks and returning two fumbles for touchdowns ... Finished his career with 219 tackles and 31 sacks ... Ranked No. 56 among defensive linemen by Rivals.com ... Ranked No. 48 in the Rivals Postseason Georgia Top 50 ... Ranked as the No. 43 player from the state of Georgia by Georgia Sports Monthly.

**PERSONAL** — Born June 10, 1988 ... Son of Lee and Cynthia Isom ... Major: Public Administration.



**PHILIP LUTZENKIRCHEN** #43  
**TE**  
 6-4 · 262 · Fr. · HS  
 Marietta, Ga. (Lassiter)  
 Undecided

**CAREER** — T-8th in AU history in TD catches for a freshman with two.

**2009** — Appeared in 13 games with one start ... Totaled five catches for 22 yards and two TDs ... Saw playing time but did not record a catch in season opener vs. Louisiana Tech ... Recorded first career catch, a 13-yard TD reception from Kodi Burns, vs. Mississippi State ... Played, but did not record a catch vs. West Virginia ... Caught 14-yard pass vs. Ball State ... Against LSU, caught two passes with one for season-long 17 yards and another for 1-yard TD ... Earned first career start and had one catch for season-long of 21 yards vs. Furman ... Played, but did not have a catch in last three games of the season.

**HIGH SCHOOL** — High School Coach: Chip Lindsey ... As a senior, caught 72 passes for 1,000 yards and seven touchdowns ... Finished his junior season with 46 receptions for 496 yards and seven scores while adding 48 tackles, an interception and a blocked punt on defense ... Named Class 5A All-State as a senior by the Atlanta Journal-Constitution and the Georgia Sports Writers Association ... Named to the Atlanta Journal-Constitution Super Southern 100 ... Ranked No. 74 on the Mobile Press-Register's Super Southeast 120 ... Ranked 172nd on the Rivals.com Rivals250 ... Ranked third nationally among tight ends and 11th on the Georgia Postseason Top 75 by Rivals.com ... Ranked as the tight end with the nation's best hands by Rivals.com ... Listed as the nation's No. 6 tight end by ESPN.com/Scouts, Inc. ... Ranked as the nation's No. 8 tight end by Scout.com ... Listed as the country's No. 11 tight end and the No. 11 player from Georgia by SuperPrep ... Named a PrepStar All-American.

**PERSONAL** — Born June 1, 1991 ... Son of Mike and Mary Lutzenkirchen ... Major:

# 2009 Auburn Football Player Bios

Undecided.

## LUTZENKIRCHEN'S CAREER RECEIVING STATS

YEAR	G/GS	NO	YDS	AVG	TD	LP/OPPONENT
2009	13/1	5	66	13.2	2	21/Furman

## LUTZENKIRCHEN'S GAME-BY-GAME RECEIVING STATS

DATE	OPPONENT	REC	YDS	AVG	TD	TD REC
9/5/09	LOUISIANA TECH	0	0	0.0	0	--
9/12/09	MISSISSIPPI STATE	1	13	13.0	1	13
9/19/09	WEST VIRGINIA	0	0	0.0	0	--
9/26/09	BALL STATE	1	14	14.0	0	--
10/3/09	at Tennessee	0	0	0.0	0	--
10/10/09	at Arkansas	0	0	0.0	0	--
10/17/09	KENTUCKY	0	0	0.0	0	--
10/24/09	at LSU	2	18	9.0	1	1
10/31/09	OLE MISS	0	0	0.0	0	--
11/7/09	* FURMAN	1	21	21.0	0	--
11/14/09	at Georgia	0	0	0.0	0	--
11/27/09	ALABAMA	0	0	0.0	0	--
1/1/10	Northwestern (Outback)	0	0	0.0	0	--




**DERRICK LYKES** #97 DL  
6-2 · 284 · RFr · RS  
Clanton, Ala. (Chilton County)  
Liberal Arts

**2009** — Appeared in 13 games ... Finished season with nine tackles, three solo and six assisted, and half a TFL ... Totaled four tackles, two solo, with first career TFL vs. Ball State ... Notched two tackles vs. Arkansas ... Had one solo tackle vs. Furman ... Logged a pair of tackles vs. Northwestern in Outback Bowl.

**2008** — Redshirted.

**HIGH SCHOOL** — High School Coach: Steve McCord ... Was able to play in just two games as a senior due to an ankle injury ... As a junior, totaled 75 tackles including eight sacks, forced three fumbles and returned two for touchdowns ... Also caught two touchdown passes as a tight end during his junior season ... Rated 100th defensive end in the nation by Scout.com.

**PERSONAL** — Born June 4, 1989 ... Son of May Lykes and Lloyd Goodwin ... Major: Liberal Arts.



**ANDREW McCAIN** #75 OT  
6-6 · 299 · Sr. · 3L  
Birmingham, Ala. (Briarwood Christian)  
Health Services Administration

**CAREER** — Started 13 games and appeared in 32.

**2009** — Started all 13 games ... Had 25 knockdowns this season ... Is part of line that has allowed 21 sacks in 364 pass attempts this season ... Earned first career start in season opener vs. Louisiana Tech ... Started at tackle and did not allow a sack in 27 pass attempts ... Tallied three knockdown blocks vs. Tech ... Started at tackle vs. Mississippi State and did not allow a sack in 24 pass attempts .. Finished with six knockdown blocks, third most among linemen, vs. Mississippi State ... Had a pair of knockdown blocks vs. West Virginia ... Played every snap vs. Mountaineers ... Had one knockdown block vs. Tennessee ... Registered half a knockdown block vs. Arkansas ... Helped Tigers

rush for 220 yards vs. Kentucky ... Had 2.5 knockdown blocks vs. UK ... Registered 2.5 knockdown blocks at LSU ... Picked up 5.5 knockdown blocks vs. Ole Miss, half a block shy of season-high of 6.0 ... Was in for just one half of play vs. Furman and totaled two knockdown blocks ... Part of o-line that helped Tigers to 332 yards total offense and 21 points vs. Alabama ... Helped paved way to 420 yards total offense vs. Northwestern in Outback Bowl.

**2008** — Played in all 12 games ... Played 18 snaps in season opener vs. Louisiana-Monroe with one rodeo block ... Got in on six snaps vs. Southern Miss ... Saw limited action vs. Mississippi State and LSU ... Saw playing time vs. Tennessee ... Played 20 snaps vs. Vanderbilt and tied for line-best 88 percent overall grade ... Had one pancake and one cockroach block vs. Vandy ... Graded 89 percent overall on 12 snaps vs. UT Martin with one rodeo block and half a pancake block.

**2007** — Played in seven games ... Took 57 snaps at left tackle against Mississippi State in first action of season ... Recorded a 95 percent on assignments versus the Bulldogs and a 87 overall mark, which was second highest among linemen ... Eight snaps against New Mexico State ... Three snaps against Vanderbilt ... Played 42 snaps vs. Tennessee Tech, grading out at 84 percent.

**2007 SPRING** — Named the Most Improved Offensive Lineman of spring by the coaches.

**2006** — Redshirted ... Received the Top Freshman GPA Award during spring drills.

**2005** — Former tight end moved to defensive tackle early in the season ... Appeared in five games, posting his first career sack against Ole Miss.

**HIGH SCHOOL** — High School Coach: Fred Yancey ... Compiled 54 tackles and five and a half sacks on defense as a senior ... Helped lead his team to the playoffs ... Totaled 65 tackles and three sacks on defense as a junior ... All-state honors ... Five career interceptions returned for touchdowns ... Alabama Sports Writers Association's Class 5A all-state team ... *Mobile Register* Super Southeast 120 ... Rivals.com Top 20 Tight Ends ... Rivals.com Alabama Top 25 ... *SuperPrep* Dixie Team ... *Montgomery Advertiser* honorable mention all-state football team ... *PrepStar* All-Region ... Scout.com Postseason Alabama Top 30 ... Scout.com top 100 defensive ends and tight ends.

**PERSONAL** — Born Aug. 27, 1986 ... Son of Kyle and Laurie McCain ... Major: Health Services Administration.



**ONTERIO McCALEBB** #23 RB  
5-10 · 164 · Fr. · HS  
Fort Meade, Fla. (Hargrave Military Academy)  
Liberal Arts

**CAREER** — Became the first AU freshman to ever rush for 100 yards or more in his first two games ... Is just the fourth AU freshman to rush for 100 yards or more in any two consecutive games (Carnell Williams in 2001, Darrell Williams in 1989 and Ron O'Neal in 1981) ... T-10th in rushing yardage for a freshman in AU history ... Became sixth AU freshman to rush for 500 yards in a season.

**2009** — Named *SEC Freshman of the Week* (9/7) ... Appeared in 11 games with two starts ... Totaled 565 yards rushing with four TDs ... Became first freshman RB since Bo Jackson (1982) to rush for 100 yards in a season opener with 148 yards vs. Louisiana Tech ... Also had one TD vs. Tech, scoring on a 3-yard run ... Also returned two kickoffs for 49 yards vs. Tech ... Started at TB vs. Mississippi State and recorded second consecutive 100-yard rushing effort, going for 114 yards on 16 carries ... Also returned four kickoffs for 81 yards vs. Mississippi State ... Rushed for 20 yards on eight carries vs. West Virginia ... Also returned two kickoffs for 32 yards, with long of 16 yards vs. WVA ... Against Ball State, led Tigers with 83 yards rushing on eight carries and scored from 1-yard out in second quarter ... Had season-long run of 62 yards to set up TD run ... Did not play in second half vs. Ball State due to injury ... Accumulated 204 all-purpose yards against Tennessee ... Rushed 13 times for 51 yards, hauled in a season-high with three receptions and 62 yards and piled up 91 kickoff return yards on a pair of returns ... Against Arkansas, scored on a 3-yard run and accounted for 42 total yards ... Against Kentucky, rushed for 22 yards on seven carries and caught one pass for 2 yards ... Saw limited time vs. LSU due to injury, rushing just three times for 3 yards ... Did not play vs. Ole Miss and Furman due to injury ... Started vs. Georgia, rushing 11 times for 60 yards with a long run of 20 yards ... Against Alabama,

# 2009 Auburn Football Player Bios

rushed five times for 23 yards ... Rushed for 18 yards on six carries vs. Northwestern in Outback Bowl.

**PREP SCHOOL** — Prep School Coach: Robert Prunty ... Spent the 2008 season at Hargrave Military Academy, where he rushed for 755 yards and four touchdowns in eight games ... Also returned a kick 95 yards for a score, a punt 96 yards for a touchdown and scored on a 68-yard screen pass ... Rated by Rivals.com as the No. 1 prep school running back prospect in the country and No. 4 overall ... One of just four prep school running backs to receive four stars by Scout.com.

**HIGH SCHOOL** — High School Coach: Mike Hayde ... As a senior, recorded 1,995 yards rushing and 27 touchdowns ... Also had 11 receptions for 300 yards ... Had two kicks returned for scores ... As a junior, rushed for 1,500 yards and 25 touchdowns ... Also had 500 yards receiving and six touchdowns ... Named to All-Southeast Region team by PrepStar ... Ranked the 34th player in the SuperPrep Florida 111 ... Named to Florida Super 75 by Jacksonville Times Union ... Named to Orlando Sun Sentinel Top 100 in Florida ... Ranked the 38th best running back in the nation by Scout.com.

**PERSONAL** — Born Aug. 10, 1989 ... Son of Derrick Baker and Staphisa McMillian ... Major: Liberal Arts.

## MCCALEBB'S CAREER RUSHING STATS

YEAR	G/GS	NO	YDS	AVG	TD	LPI/OPPONENT
2009	11/2	105	565	5.4	4	62/Ball State

## MCCALEBB'S GAME-BY-GAME RUSHING STATS

DATE	OPPONENT	ATT	YDS	Avg.	TD	TD Runs
9/5/09	LOUISIANA TECH	22	148	6.7	1	3
9/12/09	* MISSISSIPPI STATE	16	114	7.1	1	48
9/19/09	WEST VIRGINIA	8	20	2.5	0	--
9/26/09	BALL STATE	8	83	10.4	1	1
10/3/09	at Tennessee	13	51	3.9	0	--
10/10/09	at Arkansas	6	23	3.8	1	3
10/17/09	KENTUCKY	7	22	3.1	0	--
10/24/09	at LSU	3	3	1.0	0	--
10/31/09	OLE MISS	DID NOT PLAY				
11/7/09	FURMAN	DID NOT PLAY				
11/14/09	* at Georgia	11	60	5.5	0	--
11/27/09	ALABAMA	5	23	4.6	0	--
1/1/10	Northwestern (Outback)	6	18	3.0	0	--

## MCCALEBB'S GAME-BY-GAME ALL-PURPOSE YARDS

DATE	OPPONENT	REC - TDs	RUSH - TDs	KO - TDs	TOTAL - TDs
9/5/09	LOUISIANA TECH	0 - 0	148 - 1	49 - 0	197 - 1
9/12/09	* MISSISSIPPI STATE	0 - 0	114 - 1	81 - 0	195 - 1
9/19/09	WEST VIRGINIA	0 - 0	20 - 0	32 - 0	52 - 0
9/26/09	BALL STATE	-3 - 0	83 - 0	0 - 0	80 - 0
10/3/09	at Tennessee	62 - 0	51 - 0	91 - 0	204 - 0
10/10/09	at Arkansas	0 - 0	23 - 1	19 - 0	42 - 1
10/17/09	KENTUCKY	2 - 0	22 - 0	0 - 0	24 - 0
10/24/09	at LSU	0 - 0	3 - 0	0 - 0	3 - 0
10/31/09	OLE MISS	DID NOT PLAY			
11/7/09	FURMAN	DID NOT PLAY			
11/14/09	at Georgia	-3 - 0	60 - 0	0 - 0	57 - 0
11/27/09	ALABAMA	0 - 0	23 - 0	0 - 0	23 - 0
1/1/10	Northwestern (Outback)	0 - 0	18 - 0	0 - 0	18 - 0

Tied for NCAA lead with two INT returns for touchdowns ... Pro Football Weekly Honorable Mention All-America ... 3rd in SEC/T-31st in NCAA in passes defended per game, 1.23 pg ... 4th in SEC/T-11th in NCAA in INT's, 0.46 pg... SEC Defensive Player of the Week (11/2) ... SEC Good Works Team ... His 154 INT return yards were third-most in a single season by an AU player behind Chris Shelling (169 yds, 1993) and David Langner (156 yds, 1972) ... Started all 13 games ... Started and recorded one pass break-up with two tackles in season opener vs. Louisiana Tech ... Broke up one pass and tallied four solo tackles in victory over Mississippi State ... Picked off a pass to end scoring threat and totaled five solo tackles vs. West Virginia ... Interception came at AU 28-yard line vs. WVA ... Registered three tackles, with a pair of solo stops, vs. Ball State ... Broke up two passes and totaled six tackles in win vs. Tennessee ... Against Arkansas, had an INT, recovered a fumble, broke up a pass and totaled two tackles before leaving with injury ... Did not play second half vs. Hogs due to injury ... Against Kentucky, had a TFL (minus 2 yards) and three solo tackles ... Broke up one pass, had a TFL (minus 3 yards) and totaled two solo tackles vs. LSU ... Set career high with two INT's vs. Ole Miss ... Returned first pick 29 yards for touchdown to give AU 24-7 lead vs. Rebels ... Notched second pick with 2:54 left in game to stop Ole Miss drive and seal victory ... Also tied career-best with five tackles vs. Ole Miss, including 1.5 TFL's and a pass break-up ... Had one solo stop in a half of play vs. Furman ... Against Georgia, had 1.0 TFL (minus 5 yards) and three total tackles including two solo stops ... Broke up one pass and had two solo tackles vs. Alabama ... Against Northwestern in Outback Bowl, set career high with nine tackles and tied career high with two interceptions ... First INT came on tipped pass on first possession of game and led to AU touchdown ... Second INT came in end zone which was returned 100 yards for a touchdown ... The 100-yard return set an Auburn and Outback Bowl record and was the third return for a TD in career.

**2008** — Finished 12th in SEC in passes defended per game (0.83) ... Started all 12 games, totaling 29 tackles with 1.5 TFL's for minus 7 yards ... Led team with eight pass break-ups ... Tied for second on team with two interceptions ... Earned first career start in season opener vs. Louisiana-Monroe ... Did not register a tackle vs. Warhawks ... Had one TFL (minus five yards), a pass break-up and five tackles against Southern Miss ... Four of five tackles vs. USM were solo ... Intercepted first pass of season with less than three minutes remaining in game to seal victory at Mississippi State ... Also had four solo tackles vs. MSU ... Broke up two passes and had one solo tackle vs. LSU ... Had three tackles vs. Vanderbilt ... Had two pass break-ups, one QB hurry and tied career-best with five tackles, three solo, vs. Arkansas ... Picked off a pass and returned it 18 yards vs. West Virginia ... Also had two solo stops vs. WVA ... Tied a career-high with five tackles vs. Ole Miss ... Had half a TFL for minus 2 yards to go with two total tackles vs. UT Martin ... Played, but did not have a tackle vs. Georgia ... Broke up one pass and had two solo tackles vs. Alabama.

**SPRING 2008** — Named the Most Improved Defensive Back by the coaching staff following spring drills.

**2007** — Appeared in every game ... Had one assist in opener against Kansas State ... One stop versus New Mexico State ... Career-best two tackles in win over Vanderbilt ... Recorded one tackle in back-to-back games vs. LSU and Ole Miss ... Returned an interception for first career TD vs. Tennessee Tech ... Interception went for career-best 93 yards, which was longest interception return since Calvin Jackson's 96-yard return vs. Florida in 1993... Had four tackles, with one tackle for a loss and one pass break-up against Clemson in the Chick-fil-A Bowl.

**2006** — Played in 11 games, posting two tackles ... Finished with one tackle apiece against Buffalo and Mississippi State ... Also saw action against Washington State, LSU, South Carolina, Tulane, Ole Miss, Arkansas State and Alabama.

**2005** — Redshirted.

**HIGH SCHOOL** — High School Coach: Willie Snead ... Registered 67 tackles and four interceptions as a senior ... Added two touchdowns on kick returns ... Made four interceptions as a junior ... Florida Sports Writers Association first-team all-state ... Rivals.com Top 25 Cornerbacks ... Rivals.com Florida Top 100 ... Scout.com top 50 cornerbacks ... PrepStar All-Region ... Selected to participate in the Dade-Broward All Star Game ... Miami Herald All-Broward Defensive Football Team honorable mention ... Led his team to a 10-3 record and to the fourth round of the playoffs.

**PERSONAL** — Born Jan. 21, 1987 ... Son of Ella and Walter McFadden ... Graduated with degree in Public Administration in Spring 2009.



**WALTER**

**#6**

**McFADDEN**

**DB**

6-0 · 175 · Sr. · 3L

Pompano Beach, Fla. (Ely)

Graduate

**CAREER** — Started 25 consecutive games to conclude career ... Returned three interceptions for touchdowns ... Tied for AU single-season record for INT returns for scores with two (2009) and for career INT returns for scores with three ... Is third all-time at AU in INT return yardage with 265 yards, trailing only David Langer (287) and Brian Robinson (271).

**2009** — Associated Press Second-Team All-SEC ... Coaches' Second-Team All-SEC ...

# 2009 Auburn Football Player Bios

## McFADDEN'S CAREER DEFENSIVE STATS

YEAR	G/GS	TT	UT	AT	TFL-YDS	QBS-YDS	FF/FR	PD	INT-YDS
2006	11/0	2	2	0	0.0-0	0.0-0	0/0	0	0-0
2007	13/0	10	5	5	1.0-4	0.0-0	0/0	2	1-93
2008	12/12	29	17	12	1.5-7	0.0-0	0/0	10	2-18
2009	13/13	46	36	10	4.5-15	0.0-0	0/0	14	6-154
<b>Totals</b>	<b>49/25</b>	<b>87</b>	<b>60</b>	<b>27</b>	<b>7.0-26</b>	<b>0.0-0</b>	<b>0/0</b>	<b>26</b>	<b>9-265</b>

## McFADDEN'S CAREER GAME HIGH STATS

	No.	Opponent	Date
Tackles	95	Northwestern (Outback)	1/1/10
Interceptions	2	2x (last vs. Northwestern)	1/1/10

## McFADDEN'S GAME-BY-GAME DEFENSIVE STATS

DATE	OPPONENT	TT	UT	AT	PD	INT-YDS
9/1/07	KANSAS STATE	1	0	1	0	0-0
9/8/07	SOUTH FLORIDA	0	0	0	0	0-0
9/15/07	MISSISSIPPI STATE	0	0	0	0	0-0
9/22/07	NEW MEXICO STATE	1	1	0	0	0-0
9/29/07	at Florida	0	0	0	0	0-0
10/6/07	VANDERBILT	2	1	1	0	0-0
10/13/07	at Arkansas	0	0	0	0	0-0
10/20/07	at LSU	1	1	0	0	0-0
10/27/07	OLE MISS	1	0	1	0	0-0
11/3/07	TENNESSEE TECH	0	0	0	0	1-93
11/10/07	at Georgia	0	0	0	0	0-0
11/24/07	ALABAMA	0	0	0	0	0-0
12/31/07	vs. Clemson (Chick-fil-A)	4	2	2	1	0-0
<b>DATE</b> <b>OPPONENT</b> <b>TT</b> <b>UT</b> <b>AT</b> <b>PD</b> <b>INT-YDS</b>						
8/30/08	* LOUISIANA-MONROE	0	0	0	0	0-0
9/6/08	* SOUTHERN MISS	5	4	1	1	0-0
9/13/08	* MISSISSIPPI STATE	4	4	0	1	1-0
9/20/08	* LSU	1	1	0	2	0-0
9/27/08	* TENNESSEE	0	0	0	0	0-0
10/4/08	* at Vanderbilt	3	0	3	0	0-0
10/11/08	* ARKANSAS	5	3	2	2	0-0
10/23/08	* at West Virginia	2	2	0	1	1-18
11/1/08	* at Ole Miss	5	0	5	0	0-0
11/8/08	* TENNESSEE-MARTIN	2	1	1	0	0-0
11/15/08	* GEORGIA	0	0	0	0	0-0
11/29/08	* at Alabama	2	2	0	1	0-0
<b>DATE</b> <b>OPPONENT</b> <b>TT</b> <b>UT</b> <b>AT</b> <b>PD</b> <b>INT-YDS</b>						
9/5/09	* LOUISIANA TECH	2	1	1	1	0-0
9/12/09	* MISSISSIPPI STATE	4	4	0	1	0-0
9/19/09	* WEST VIRGINIA	5	5	0	1	1-(-4)
9/26/09	* BALL STATE	3	2	1	0	0-0
10/3/09	* at Tennessee	5	1	4	2	0-0
10/10/09	* at Arkansas	2	1	1	1	1-0
10/17/09	* KENTUCKY	3	3	0	0	0-0
10/24/09	* at LSU	2	2	0	1	0-0
10/31/09	* OLE MISS	5	4	1	1	2-58
11/7/09	* FURMAN	1	1	0	0	0-0
11/14/09	* at Georgia	3	2	1	0	0-0
11/27/09	* ALABAMA	2	2	0	1	0-0
1/1/10	* Northwestern (Outback)	9	8	1	2	2-100

**2008** — Played in all 12 games with one start ... Moved back to tight end after spending first 10 games at defensive end ... Switched from tight end to defensive end during preseason camp ... Finished with 11 tackles, 2.5 TFLs and one interception on defense and three catches for 33 yards on offense ... Registered two tackles, one solo, in season opener vs. Louisiana-Monroe ... Recorded two solo tackles against Southern Miss ... Had two tackles in win at Mississippi State ... Against LSU, picked off a pass and returned it 24 yards for a TD to give AU 14-3 lead ... Also had a half a TFL for minus 1 yard vs. LSU ... Had one solo tackle vs. Vanderbilt ... Had half a TFL vs. West Virginia ... Registered two tackles, with 1.5 TFLs for minus 4 yards and one QB hurry vs. UT Martin ... Against Georgia, returned to tight end and caught two passes for 27 yards, including a long catch of 21 yards ... Hauled in one pass for 6 yards vs. Alabama.

**2007** — Seventh on team in receptions (13) and eighth on team in receiving yards (117) ... With TD catch in first two games, was first AU player since Devin Aromashodu in 2004 (Tennessee, Virginia Tech) to catch a touchdown pass in consecutive games ... First AU tight end with TD catch in back-to-back games since Jack Schwieger (Idaho, LSU) in 1999 ... Tied a career high with four catches for 42 yards and a touchdown in opener against Kansas State ... Caught game-winning touchdown from 3 yards out with 2:01 remaining in contest ... Three grabs for 27 yards and a 3-yard touchdown reception against South Florida ... Two catches for 11 yards against Mississippi State, including a spectacular play where he leaped over would-be tackler ... Had two catches for 16 yards vs. Tennessee Tech.

**2006** — *The Sporting News Freshman All-America Honorable Mention* ... Finished with 13 receptions for 137 yards and a touchdown ... Caught one pass for 12 yards in the Cotton Bowl against Nebraska ... Posted one reception for 9 yards against Ole Miss ... Totaled two receptions for 11 yards against Tulane ... Finished with two receptions for 21 yards against Arkansas ... Against South Carolina, caught a 25-yard pass from Brandon Cox on Auburn's first drive and tightroped the left sideline before being brought down at the Gamecocks' 30 ... Caught a 13-yard pass in the third quarter giving Auburn a first down against LSU ... Caught four passes for 42 yards, including a 6-yard touchdown reception from Brandon Cox in the first quarter, against Mississippi State ... TD reception and catches were the first of his career.

**2005** — Redshirted.

**HIGH SCHOOL** — High School Coach: Fred Riley ... Averaged 18 yards a catch and 90 percent on blocking assignments which earned him all-state honors as a senior ... Helped lead his team to a 9-3 record and to the second round of the playoffs ... Caught 26 balls for 367 yards and 14 touchdowns as a junior ... All-league and all-area honors ... Lemming All-American Team ... Lemming All-Southeast Team ... *Mobile Register's* Elite 18 list ... *SuperPrep* All-America 279 ... *SuperPrep* Dixie Team ... U.S. Army All-American Bowl Nominee ... ESPN.com's Top 25 Class of 2005 Tight ends ... Lemming's Top 100 ... Named to the All-Southern Football Team by the *Orlando Sentinel* ... *Mobile Register* Super Southeast 120 ... *Montgomery Advertiser* all-state football team ... Alabama Sports Writers Association's Super 12 ... *Birmingham News* Super Senior ... *PrepStar* All-Region ... Scout.com Alabama Top 30 ... Scout.com top 20 tight ends ... Rivals.com Weakside Defensive Ends Top 10 ... Rivals.com Alabama Top 25 ... Averaged 13 points on the basketball team.

**PERSONAL** — Born Aug. 9, 1986 ... Son of Gabriel and Kathy McKenzie ... Graduated in August 2009 with a degree in Criminology.

## McKENZIE'S CAREER DEFENSIVE STATS

YEAR	G/GS	TT	UT	AT	TFL-YDS	QBS-YDS	FF/FR	PD	I/YDS
2008	12/1	11	6	5	2.5-5	0.0-0	0/0	0	1-24
2009	13/0	3	3	0	1.0-2	1.0-2	0/0	0	0-0
<b>TOTALS</b>	<b>25/1</b>	<b>14</b>	<b>9</b>	<b>5</b>	<b>3.5-7</b>	<b>1.0-2</b>	<b>0/0</b>	<b>0</b>	<b>0-0</b>

## McKENZIE'S GAME-BY-GAME DEFENSIVE STATS

DATE	OPPONENT	TT	UT	AT	TFL-YDS	QBS-YDS
9/26/09	BALL STATE	1	1	0	0.0-0	0.0-0
10/3/09	at Tennessee	0	0	0	0.0-0	0.0-0
10/10/09	at Arkansas	0	0	0	0.0-0	0.0-0
10/17/09	KENTUCKY	0	0	0	0.0-0	0.0-0
10/24/09	at LSU	0	0	0	0.0-0	0.0-0
10/31/09	OLE MISS	0	0	0	0.0-0	0.0-0
11/7/09	FURMAN	1	1	0	0.0-0	0.0-0
11/14/09	at Georgia	0	0	0	0.0-0	0.0-0
11/27/09	ALABAMA	0	0	0	0.0-0	0.0-0
1/1/10	Northwestern (Outback)	1	1	0	1.0-2	1.0-2



**GABE** #83  
**McKENZIE** DE  
 6-5 · 252 · Sr. · 3L  
 Mobile, Ala. (Davidson)  
 Graduate

**2009** — Appeared in 13 games ... Saw playing time, but did not have a catch in season opener vs. Louisiana Tech ... Switched to defensive end in week four, logging one solo tackle vs. Ball State ... Played several snaps on defense against Kentucky and LSU despite not logging a tackle ... Had one solo tackle vs. Furman ... Saw playing time but did not record a tackle vs. Georgia and Alabama ... Against Northwestern in Outback Bowl, recorded first career sack (minus 2 yards) for only tackle of game.



# 2009 Auburn Football Player Bios

## McKENZIE'S CAREER RECEIVING STATS

YEAR	G/GS	NO	YDS	AVG	TD	LP/OPPONENT
2006	13/0	13	137	10.5	1	25/South Carolina
2007	13/0	13	117	9.0	2	20/Kansas State
2008	12/1	3	33	11.0	0	21/Georgia
2009	13/0	0	0	0.0	0	--
<b>Totals</b>	<b>51/1</b>	<b>29</b>	<b>287</b>	<b>9.9</b>	<b>3</b>	<b>25/South Carolina</b>

## McKENZIE'S CAREER GAME HIGH STATS

	No.	Opponent	Date
Receptions	4	2x (last vs. Kansas State)	9/1/07
Rec. Yards	42	2x (last vs. Kansas State)	9/1/07
Rec. TDs	1	3x (last vs. South Florida)	9/8/07

## McKENZIE'S GAME-BY-GAME RECEIVING STATS

DATE	OPPONENT	REC	YDS	AVG	TD	TD REC
9/2/06	WASHINGTON STATE	0	0	0.0	0	--
9/9/06	at Mississippi State	4	42	10.5	1	6
9/16/06	LSU	1	13	13.0	0	--
9/23/06	BUFFALO	1	4	4.0	0	--
9/28/06	at South Carolina	1	25	25.0	0	--
10/7/06	ARKANSAS	2	21	10.5	0	--
10/14/06	FLORIDA	0	0	0.0	0	--
10/21/06	TULANE	2	11	5.5	0	--
10/28/06	at Ole Miss	1	9	9.0	0	--
11/4/06	ARKANSAS STATE	0	0	0.0	0	--
11/11/06	GEORGIA	0	0	0.0	0	--
11/18/06	at Alabama	0	0	0.0	0	--
1/1/07	vs. Nebraska (Cotton)	1	12	12.0	0	--

DATE	OPPONENT	REC	YDS	AVG	TD	TD REC
9/1/07	KANSAS STATE	4	42	10.5	1	3
9/8/07	SOUTH FLORIDA	3	27	9.0	1	3
9/15/07	MISSISSIPPI STATE	2	11	5.5	0	--
9/22/07	NEW MEXICO STATE	1	14	14.0	0	--
9/29/07	at Florida	1	7	7.0	0	--
10/6/07	VANDERBILT	0	0	0.0	0	--
10/13/07	at Arkansas	0	0	0.0	0	--
10/20/07	at LSU	0	0	0.0	0	--
10/27/07	OLE MISS	0	0	0.0	0	--
11/3/07	TENNESSEE TECH	2	16	8.0	0	--
11/10/07	at Georgia	0	0	0.0	0	--
11/24/07	ALABAMA	0	0	0.0	0	--
12/31/07	vs. Clemson (Chick-fil-A)	0	0	0.0	0	--

DATE	OPPONENT	REC	YDS	AVG	TD	TD REC
8/30/08	LOUISIANA-MONROE	0	0	0.0	0	--
9/6/08	SOUTHERN MISS	0	0	0.0	0	--
9/13/08	MISSISSIPPI STATE	0	0	0.0	0	--
9/20/08	LSU	0	0	0.0	0	--
9/27/08	TENNESSEE	0	0	0.0	0	--
10/4/08	at Vanderbilt	0	0	0.0	0	--
10/11/08	ARKANSAS	0	0	0.0	0	--
10/23/08	at West Virginia	0	0	0.0	0	--
11/1/08	at Ole Miss	0	0	0.0	0	--
11/8/08	TENNESSEE-MARTIN	0	0	0.0	0	--
11/15/08	GEORGIA	2	27	13.5	0	--
11/29/08	* at Alabama	1	6	6.0	0	--

DATE	OPPONENT	REC	YDS	AVG	TD	TD REC
9/5/09	LOUISIANA TECH	0	0	0.0	0	--
9/12/09	MISSISSIPPI STATE	0	0	0.0	0	--
9/19/09	WEST VIRGINIA	0	0	0.0	0	--



**MIKE**

**#26**

**McNEIL**

**S**

6-2 · 201 · Jr. · 2L

Mobile, Ala. (W.P. Davidson)

Communications

**2009** — Did not play due to injury.

**2008** — Finished 26th in SEC in tackles per game (5.4) ... Started every game at safety ... Finished second on team with 65 tackles and a team-high 42 solo stops ... Also had 3.0 TFLs for minus 9 yards and 1.0 sacks for minus 4 yards ... Made first career start in season opener vs. Louisiana-Monroe, but did not record a tackle ... Registered six tackles, two solo, against Southern Miss ... Recorded first career sack (minus 4 yards) in win at Mississippi State ... Finished with two solo tackles vs. MSU ... Tied for team lead with eight tackles, seven solo, vs. LSU ... Also had one TFL for minus 3 yards vs. LSU ... Third on team in tackles vs. Tennessee with five stops, two solo ... Tied career-best and led team with nine tackles, six solo, against Vanderbilt ... Tied career-best with nine tackles, five solo, vs. Arkansas ... Has 31 tackles, 20 solo, in last four games (LSU, Tennessee, Vandy, Arkansas) ... Talled one TFL for minus 2 yards and had four tackles, three solo, vs. West Virginia ... Registered five tackles, three solo, vs. Ole Miss ... Recovered one fumble, broke up two passes and tallied six tackles, five solo, vs. UT Martin ... Against Georgia, totaled six tackles with three solo stops ... Blocked a PAT attempt and recorded five total tackles, four solo, vs. Alabama.

**2007** — Led team with 15 special teams tackles ... 15 of 35 tackles (43 percent) came on special teams ... Had 22 solo tackles ... Recorded a special teams tackle in first six games, including two each against Florida and Vanderbilt ... Considerable action against South Florida, tallying a career-best nine tackles, which tied for fourth best on team ... Also had a half TFL against the Bulls ... Had two tackles against Mississippi State and New Mexico State ... Three tackles against Florida, including two on special teams ... Four tackles versus Vanderbilt, including two on special teams ... Had six tackles, four solo, vs. Tennessee Tech ... Had one tackle vs. Clemson in the Chick-fil-A Bowl.

**HIGH SCHOOL** — High School Coach: Fred Riley ... Totaled 90 tackles, two sacks, three interceptions and one forced fumble in his senior season ... Made 81 tackles, four picks and added two sacks as a junior ... Named to the 6A All-State team by the Alabama Sports Writers Association ... Listed as No. 1 prospect in state of Alabama by the *Birmingham News* ... Ranked the No. 8 safety recruit, the third overall prospect in Alabama and the 86th overall recruit in the nation by Rivals.com ... Ranked the No. 1 safety prospect in the nation and the eighth overall recruit by Espn.com ... Named a *PrepStar* "Dream Team" recruit and the No. 10 defensive back in the *PrepStar* 100 ... Ranked No. 95 in the Scout Hot 100 ... Selected to play in the Offense-Defense All-American Bowl after his senior season ... Named a member of the *Orlando Sentinel's* All-Southern Team and the *Atlanta Journal-Constitution's* Super Southern 100 ... Rated the No. 1 Alabama prospect in the *Mobile Press-Register's* Elite 18 and the sixth overall recruit on the Register's Super Southeast 120 list ... Played in the AHSAA North/South All-Star game as a junior.

**PERSONAL** — Born March 2, 1989 ... Son of Melodie Campbell ... Lives with grandparents Clifton and Ruby McNeil ... Major: Communications.

## McNEIL'S CAREER DEFENSIVE STATS

YEAR	G/GS	TT	UT	AT	TFL-YDS	QBS-YDS	FF/FR	PD	I/YDS
2007	13/0	35	22	13	0.5-1	0.0-0	0/0	0	0/0
2008	12/12	65	42	23	3.0-9	1.0-4	0/1	2	0/0
<b>Totals</b>	<b>25/12</b>	<b>100</b>	<b>64</b>	<b>36</b>	<b>3.5-10</b>	<b>1.0-4</b>	<b>0/1</b>	<b>2</b>	<b>0/0</b>

## McNEIL'S CAREER GAME HIGH STATS

	No.	Opponent	Date
Tackles	9	3x (last vs. Arkansas)	10/11/08

# 2009 Auburn Football Player Bios

## MCNEIL'S GAME-BY-GAME DEFENSIVE STATS

DATE	OPPONENT	TT	UT	AT	PD	INT-YDS
9/1/07	KANSAS STATE	1	0	1	0	0-0
9/8/07	SOUTH FLORIDA	9	4	5	0	0-0
9/15/07	MISSISSIPPI STATE	2	1	1	0	0-0
9/22/07	NEW MEXICO STATE	2	2	0	0	0-0
9/29/07	at Florida	3	3	0	0	0-0
10/6/07	VANDERBILT	4	2	2	0	0-0
10/13/07	at Arkansas	0	0	0	0	0-0
10/20/07	at LSU	5	3	2	0	0-0
10/27/07	OLE MISS	1	0	1	0	0-0
11/3/07	TENNESSEE TECH	6	4	2	0	0-0
11/10/07	at Georgia	0	0	0	0	0-0
11/24/07	ALABAMA	1	0	1	0	0-0
12/31/07	vs. Clemson (Chick-fil-A)	1	1	0	0	0-0
<hr/>						
DATE	OPPONENT	TT	UT	AT	PD	INT-YDS
8/30/08	* LOUISIANA-MONROE	0	0	0	0	0-0
9/6/08	* SOUTHERN MISS	6	2	4	0	0-0
9/13/08	* MISSISSIPPI STATE	2	2	0	0	0-0
9/20/08	* LSU	8	7	1	0	0-0
9/27/08	* TENNESSEE	5	2	3	0	0-0
10/4/08	* at Vanderbilt	9	6	3	0	0-0
10/11/08	* ARKANSAS	9	5	4	0	0-0
10/23/08	* at West Virginia	4	3	1	0	0-0
11/1/08	* at Ole Miss	5	3	2	0	0-0
11/8/08	* TENNESSEE-MARTIN	6	5	1	2	0-0
11/15/08	* GEORGIA	6	3	3	0	0-0
11/29/08	* at Alabama	5	4	1	0	0-0



**PHILIP** #42  
**PIERRE-LOUIS** WR  
 5-8 · 157 · RFr · RS  
 Ft. Lauderdale, Fla. (St. Thomas Aquinas)  
 Pre-Business

**2009** — Appeared in six games ... Totaled 171 return yards, including 122 kickoff return yards and ... Returned two punts for 9 yards vs. Tennessee ... Had one 15-yard punt return vs. Arkansas ... Had a 25-yard kick return vs. LSU ... Returned three kickoffs for 63 yards and five punts for 24 yards vs. Furman.

**2008** — Redshirted after suffered season-ending knee injury on opening kickoff of season.

**HIGH SCHOOL** — High School Coach: George Smith ... As a senior, had 30 receptions for 586 yards and five touchdowns, while rushing 11 times for 148 yards and two TDs ... Returned 13 kickoffs for 313 yards and 27 punt returns for 538 yards as a senior ... Class 5A first-team all-state selection ... Helped St. Thomas Aquinas win the Florida 5A State Championship ... Ranked 54th nationally at athlete by Rivals.com ... No. 149 ranked wide receiver nationally by Scout.com.

**PERSONAL** — Born Dec. 18, 1989 ... Son of Philip and Vivian Pierre-Louis ... Major: Pre-Business.



**RYAN** #50  
**PUGH** OL  
 6-4 · 289 · Jr. · 2L  
 Hoover, Ala. (Hoover)  
 Pre-Building Science

**CAREER** — Has started 31 games and appeared in 32.

**2009** — Associated Press Second-Team All-SEC ... Phil Steele's Third-Team Midseason All-SEC ... ESPN The Magazine Academic All-District IV Second Team ... Started all 13 games ... Led o-linemen with 70 knockdown blocks this season ... Is part of line that

allowed 21 sacks in 364 pass attempts this season ... Started at center in season opener vs. Louisiana Tech and tallied five knockdown blocks ... Did not allow a sack on 27 pass attempts vs. Tech ... Started against Mississippi State and did not allow a sack in 24 pass attempts ... Totaled nine knockdown blocks, second most among offensive linemen, against Mississippi State ... Played every snap vs. West Virginia and totaled 8.5 knockdown blocks ... Led Tigers with 12 knockdown blocks against Ball State ... Totaled six knockdown blocks vs. Tennessee ... Finished with third-highest knockdown total vs. Arkansas, with seven ... Against Kentucky, helped Tigers rush for 220 yards and totaled five knockdown blocks ... Finished second on o-line with eight knockdown blocks vs. LSU ... Registered 2.5 knockdown blocks vs. Ole Miss ... Played only first half vs. Furman and finished with six knockdown blocks, second most for o-linemen ... Led o-linemen with 70 knockdown blocks this season ... Is part of line that has allowed 21 sacks in 364 pass attempts this season ... Part of o-line that helped Tigers to 332 yards total offense and 21 points vs. Alabama ... Helped paved way to 420 yards total offense vs. Northwestern in Outback Bowl.


**2008** — Started every game ... Had season-high grade of 97 percent vs. UT Martin ... Finished with 70 rodeo blocks, 25 cockroach blocks and 15 pancake blocks ... In season opener vs. Louisiana-Monroe, grading at 88 percent on 74 snaps with three cockroach blocks, two pancake blocks and six rodeo blocks ... Graded at 89 percent overall on 76 snaps vs. Southern Miss ... Started at center and had 16 rodeo blocks, four cockroach blocks and one pancake blocks vs. USM ... Started second game at center, grading 88 percent overall on 75 snaps vs. Mississippi State ... Had 4.5 pancake blocks and 10 rodeo blocks vs. MSU ... Graded at 91 percent on 70 snaps vs. LSU with 10 rodeo, one cockroach and one pancake block vs. LSU ... On 71 snaps vs. Tennessee, graded at 86 percent overall with eight rodeo blocks ... Posted an 88 percent overall grade on 66 snaps vs. Vanderbilt ... Graded at 86 percent overall on 62 snaps vs. Arkansas ... Had six rode, six cockroach and one pancake blocks vs. Razorbacks ... Posted a team-best 96 percent overall grade on 66 snaps vs. West Virginia ... Also had two rodeo, five cockroach and 2.5 pancake blocs vs. WVA ... Graded at 81 percent overall on 71 snaps vs. Ole Miss ... Had two rodeo and three cockroach blocks vs. Rebels ... On 65 snaps vs. UT Martin, graded at 97 percent overall with six rodeo and one pancake block ... Against Georgia, posted a 93 percent overall grade on 70 snaps with four rodeo, two cockroach and one pancake blocks.

**2007** — Collegefootballnews.com's Freshman All-America Second Team ... Coaches' All-SEC Freshman Team ... Scout.com Honorable Mention Freshman All-American ... Appeared in seven games with six starts at left tackle ... Did not play in LSU game ... Also played center in second half of Vanderbilt game after starting center Jason Bosley was injured ... Made first career start in the New Mexico State game ... Was his first action in an Auburn uniform ... Posted a 87 percent grade overall, while finishing with a 102 percent score on assignments ... One of three true freshmen, joining RG Chaz Ramsey and RT Lee Ziemba, to start on the offensive line against the Aggies ... In first career SEC start, at Florida, posted a 73 percent overall grade and 89 percent on assignments ... Against Vanderbilt played 56 snaps, finishing with a 89 percent overall grade and a 101 percent on assignments ... In 50 snaps against Arkansas, graded out at 93 percent overall ... Suffered a leg injury in third quarter against the Razorbacks ... Limited to eight snaps vs. Ole Miss, grading at 96 percent ... Did not play vs. Tennessee Tech ... Returned to action against Alabama and graded at 87 percent overall on 65 snaps.

**HIGH SCHOOL** — High School Coach: Rush Propst ... Played both center and offensive tackle at Hoover High, leading the team to a state runner-up finish his senior season ... Named the 6A Lineman of the Year, All-State and to the "Super 12" by the ASWA ... Also awarded 6A All-State and Super All-State honors by the Birmingham News ... Slated as the No. 1 center recruit in the nation by Espn.com ... Listed as No. 4 prospect in state of Alabama by the Birmingham News ... Ranked second nationally among centers and the No. 7 overall recruit in Alabama by Rivals.com ... Named a PrepStar All-American ... Started and played every snap for the East in the U.S. Army All-American Bowl ... Selected by the AHSAA to play in the Alabama North/South All-Star game as a junior ... Ranked 73rd in the Mobile Press-Register's Super Southeast 120 ... 2007 6-A Heavyweight Wrestling State Champion.

**PERSONAL** — Born December 4, 1988 ... Son of Sandra and Toney Pugh ... Major: Pre-Building Science.

# 2009 Auburn Football Player Bios



**SPENCER** #39  
**PYBUS** LB  
 6-0 · 215 · So. · 1L  
 Dothan, Ala. (Northview)  
 Building Science

**2009** — Did not play due to injury.

**2008** — *All-SEC Freshman Team* ... Played in all 12 games ... Recorded one TFL and 14 tackles in limited action ... Had one solo tackle and one fumble recovery in first collegiate game vs. Louisiana-Monroe ... Had a QB hurry vs. LSU ... Logged significant time vs. Tennessee, recording three tackles with one solo stop ... Registered two tackles, one solo, vs. Vanderbilt ... Against Arkansas, had 1.0 TFL for minus 4 yards and three tackles, two solo, and one pass break-up ... Had two assisted tackles vs. Ole Miss ... Had one solo tackle vs. Georgia ... Recorded one solo tackle vs. Alabama.

**HIGH SCHOOL** — As a senior, tallied 146 tackles including six for losses and five sacks ... Intercepted three passes and returned two for touchdowns ... Two-year starter at Northview, leading team to its first winning since since 1999 as a senior ... Named Class 6A Honorable Mention all-state as both a senior and a junior by the Alabama Sports Writers Association ... Had 128 tackles and two sacks as a junior ... No. 60-ranked outside linebacker by Scouts, Inc. ... Named to the *Dothan Eagle* Football Super 12.

**PERSONAL** — Born Oct. 20, 1989... Son of Sonny and Denise Pybus ... Major: Building Science.

## PYBUS' CAREER DEFENSIVE STATS

YEAR	G/GS	TT	UT	AT	TFL-YDS	QBS-YDS	FF/FR	PD	I/YDS
2008	12/0	14	7	7	1.0-4	0.0-0	0/1	1	0-0

## PYBUS' GAME-BY-GAME DEFENSIVE STATS

DATE	OPPONENT	TT	UT	AT	TFL-YDS	QBS-YDS
8/30/08	LOUISIANA-MONROE	1	1	0	0.0-0	0.0-0
9/6/08	SOUTHERN MISS	0	0	0	0.0-0	0.0-0
9/13/08	MISSISSIPPI STATE	0	0	0	0.0-0	0.0-0
9/20/08	LSU	0	0	0	0.0-0	0.0-0
9/27/08	TENNESSEE	3	1	2	0.0-0	0.0-0
10/4/08	at Vanderbilt	2	1	1	0.0-0	0.0-0
10/11/08	ARKANSAS	3	2	1	1.0-4	0.0-0
10/23/08	at West Virginia	1	0	1	0.0-0	0.0-0
11/1/08	at Ole Miss	2	0	2	0.0-0	0.0-0
11/8/08	TENNESSEE-MARTIN	0	0	0	0.0-0	0.0-0
11/15/08	GEORGIA	1	1	0	0.0-0	0.0-0
11/29/08	at Alabama	1	1	0	0.0-0	0.0-0



**JAKE** #91  
**RICKS** DL  
 6-4 · 292 · Sr. · 3L  
 Muscle Shoals, Ala. (Colbert County)  
 Criminology

**2009** — Started all 13 games ... Totaled 38 tackles with a blocked PAT and one INT ... In first career start, forced one fumble, had a QB hurry and recorded a career-best six tackles vs. Louisiana Tech ... Forced fumble was career-first ... Broke up a pass and had half a TFL vs. Mississippi State ... Registered first career INT with a pick and 21-yard return vs. West Virginia ... The INT came at the WVA 37-yard line and set up AU score (TD) ... Also had two QB hurries and two tackles vs. WVA ... Totaled three tackles, two solo, against Ball State ... Had one assisted tackle and one QB hurry in win over Tennessee ... Registered one solo stop vs. Arkansas ... Against Kentucky, blocked a FG attempt that was returned for TD by Neiko Thorpe ... Also totaled three tackles with a

pair of solo stops vs. UK ... Against LSU, had half a sack (minus 1 yard) and four total tackles ... Half sack was first of career ... Against Ole Miss, had half a sack (minus 5 yards) and four tackles ... Started, but did not record a tackle vs. Furman ... Set career high with eight tackles vs. Georgia ... Also had half a TFL vs. UGA ... Against Alabama, had half a sack (minus 1 yard), a pass break-up, two QB hurries and one tackle ... PBU vs. Alabama came on intercepted pass on 2-point conversion attempt ... Against Northwestern in Outback Bowl, had a pair of TFLs for minus 3 yards and four total tackles, all solo.

**2008** — Played in 12 games, totaling seven tackles with 2.0 TFLs for minus 8 yards ... Registered two tackles, including one tackle for loss (minus 4 yards) in season opener vs. Louisiana-Monroe ... Saw playing time vs. Southern Miss but did not record a tackle ... Limited playing time vs. Mississippi State and LSU ... Recovered a fumble in the end zone for a touchdown in 14-12 win vs. Tennessee ... Blocked a field goal attempt and had one tackle vs. Vanderbilt ... Played, but did not record a tackle vs. Arkansas ... Had 1.0 TFL for minus 4 yards and two total tackles, tying career high, vs. Ole Miss ... Broke up one pass vs. UT Martin ... Had one assisted tackle vs. Georgia ... Had one solo stop vs. Alabama.

**2007** — Limited action in all 13 games ... Six stops in last seven games ... Had one TFL (-1) vs. Georgia ... Recorded two solo stops against Mississippi State, including a tackle for loss (-2) ... Tied season high with two tackles at Arkansas.

**2006** — Appeared in six games ... Finished with an assisted tackle against Buffalo ... Recovered a fumble and returned in 31 yards against Mississippi State ... Also played against South Carolina, Arkansas, Tulane and Arkansas State.

**HIGH SCHOOL** — High School Coach: Steve Mask ... Alabama Sports Writers Association Alabama Class 3A Lineman of the Year and first team all-state as a senior ... Was the *Florence Times Daily* Class 1A-3A Player of the Year (2005) ... Ranked No. 13 among offensive tackles and the No. 6 player in the state of Alabama by Rivals.com ... Rivals.com Rivals 250 ... Ranked No. 13 in the Preseason Alabama Top 40 by Rivals.com ... Ranked No. 37 as an offensive lineman by Scout.com ... Ranked No. 45 nationally at the offensive tackle position by ESPN.com ... Ranked as the No. 70 player in the Southeast by Tom Lemming's Prep Football Report ... Rated No. 11 on the *Birmingham News* Super Senior 2006 ... Named to the *Atlanta Journal-Constitution* Super Southern 100 ... Named to the *Orlando Sentinel* All-Southern team for the state of Alabama ... Ranked 70th on the *Mobile Register's* Super Southeast 120 list of prospects.

**PERSONAL** — Born June 6, 1987 ... Son of Coreg and Aretha Wilson ... Is the brother of former Auburn linebacker Courtney Harden (2005-08) ... Major: Criminology.

## RICKS' CAREER DEFENSIVE STATS

YEAR	G/GS	TT	UT	AT	TFL-YDS	QBS-YDS	FF/FR	PD	I/YDS
2006	6/0	1	0	1	0.5-2	0.0-0	0/1	0	0/0
2007	13/0	8	5	3	2.0-3	0.0-0	0/0	0	0/0
2008	12/0	7	3	4	2.0-8	0.0-0	0/1	1	0/0
2009	13/13	38	17	21	4.5-10	1.5-7	1/0	3	1/21
<b>Totals</b>	<b>44/13</b>	<b>54</b>	<b>25</b>	<b>29</b>	<b>9.0-23</b>	<b>1.5-7</b>	<b>1/2</b>	<b>4</b>	<b>1/21</b>

## RICKS' CAREER GAME HIGH STATS

	No.	Opponent	Date
Tackles	8	Georgia	11/14/09
Tackles for loss	2.0	Northwestern (Outback)	11/1/10
Sacks	0.5	3x (last vs. Alabama)	11/27/09


## RICKS' GAME-BY-GAME DEFENSIVE STATS

DATE	OPPONENT	TT	UT	AT	TFL-YDS	QBS-YDS
9/1/07	KANSAS STATE	0	0	0	0.0-0	0.0-0
9/8/07	SOUTH FLORIDA	0	0	0	0.0-0	0.0-0
9/15/07	MISSISSIPPI STATE	2	2	0	1.0-2	0.0-0
9/22/07	NEW MEXICO STATE	0	0	0	0.0-0	0.0-0
9/29/07	at Florida	0	0	0	0.0-0	0.0-0
10/6/07	VANDERBILT	0	0	0	0.0-0	0.0-0
10/13/07	at Arkansas	2	1	1	1.0-0	0.0-0
10/20/07	at LSU	1	0	1	0.0-0	0.0-0
10/27/07	OLE MISS	1	0	1	0.0-0	0.0-0
11/3/07	TENNESSEE TECH	1	0	1	0.0-0	0.0-0
11/10/07	at Georgia	1	1	0	1.0-1	0.0-0
11/24/07	ALABAMA	0	0	0	0.0-0	0.0-0
12/31/07	vs. Clemson (Chick-fil-A)	0	0	0	0.0-0	0.0-0

# 2009 Auburn Football Player Bios

DATE	OPPONENT	TT	UT	AT	TFL-YDS	QBS-YDS
8/30/08	LOUISIANA-MONROE	2	1	1	1.0-4	0.0-0
9/6/08	SOUTHERN MISS	0	0	0	0.0-0	0.0-0
9/13/08	MISSISSIPPI STATE	0	0	0	0.0-0	0.0-0
9/20/08	LSU	0	0	0	0.0-0	0.0-0
9/27/08	TENNESSEE	0	0	0	0.0-0	0.0-0
10/4/08	at Vanderbilt	1	0	1	0.0-0	0.0-0
10/11/08	ARKANSAS	0	0	0	0.0-0	0.0-0
10/23/08	at West Virginia	0	0	0	0.0-0	0.0-0
11/1/08	at Ole Miss	2	1	1	1.0-4	0.0-0
11/8/08	TENNESSEE-MARTIN	0	0	0	0.0-0	0.0-0
11/15/08	GEORGIA	1	0	1	0.0-0	0.0-0
11/29/08	at Alabama	1	1	0	0.0-0	0.0-0

DATE	OPPONENT	TT	UT	AT	TFL-YDS	QBS-YDS
9/5/09	* LOUISIANA TECH	6	3	3	0.0-0	0.0-0
9/12/09	* MISSISSIPPI STATE	1	0	1	0.5-0	0.0-0
9/19/09	* WEST VIRGINIA	2	1	1	0.0-0	0.0-0
9/26/09	* BALL STATE	3	2	1	0.0-0	0.0-0
10/3/09	* at Tennessee	1	0	1	0.0-0	0.0-0
10/10/09	* at Arkansas	1	0	1	0.0-0	0.0-0
10/17/09	* KENTUCKY	3	2	1	0.0-0	0.0-0
10/24/09	* at LSU	4	1	3	0.5-1	0.5-1
10/31/09	* OLE MISS	4	2	2	0.5-5	0.5-5
11/7/09	* FURMAN	0	0	0	0.0-0	0.0-0
11/14/09	* at Georgia	8	2	6	0.5-0	0.0-0
11/27/09	* ALABAMA	1	0	1	0.5-1	0.5-1
1/1/10	* Northwestern (Outback)	4	4	0	2.0-3	0.0-0



**AAIRON**

**#2**

**SAVAGE**

**DB**

5-11 · 173 · Sr. · 2L

Albany, Ga. (Westover)

Graduate

**2009** — Missed season due to injury.

**2008** — *Phil Steele's Preseason Third Team All-SEC* ... Missed season due to an injury suffered during preseason drills.

**2007** — *Street & Smith's Preseason All-SEC ... The Sporting News Preseason All-SEC Second Team* ... Had 26 tackles in seven games ... Returned to action vs. Tennessee Tech and recorded three tackles ... Missed six games due to injury, including the South Florida, Vanderbilt, Arkansas, LSU, Miss. State and Clemson contests ... Had one solo tackle vs. Alabama ... Registered five tackles, with three solo, vs. Georgia ... Had 12 tackles in two games prior to Vanderbilt game ... Started at free safety against Kansas State with one tackle in limited action after suffering an ankle injury ... Came off bench to record four stops against Mississippi State ... Made first start since season opener against New Mexico State, recording season-high seven tackles to tie for team lead ... Had five tackles in start vs. Florida.

**2006** — *Coaches Freshman All-SEC Team ... The Sporting News Freshman All-America Third Team ... Rivals.com Second-Team Freshman All-American ... The Sporting News SEC All-Freshman Team ... Named SEC Freshman of the Week (Oct. 30) after the Ole Miss game* ... Third on the team with 53 tackles and finished with four for loss (-15) ... Posted two sacks ... Tied for third on the team with five tackles against Nebraska in the Cotton Bowl ... Had a tackle for loss (-1) against the Cornhuskers ... Second on the team with eight tackles against Georgia, finishing with one for loss (-1) and forcing a first-quarter fumble ... Finished with his second sack of the season against Arkansas State ... Returned against Ole Miss and tied for the team lead with six tackles ... Also intercepted his first career pass in the third quarter ... Did not play against Tulane ... Tied for second on the team with four tackles against Florida ... Tied for the team lead with a career-high 11 tackles, including six solo, against Arkansas ... Had a quarterback hurry against the Razorbacks ... Finished with four tackles, including two solo, and a pass breakup against South Carolina ... Totaled five tackles against Buffalo and posted a 10-yard sack in the second quarter ... Finished with three tackles and his first career pass deflection against LSU ... Named the Coaches' Co-Defensive Player of the Week for his game against LSU ... Started in and played his first career game against Washington State, tying for second on the team with four tackles, three of which were solo.

**2005** — Redshirted.

**HIGH SCHOOL** — High School Coach: Jeff Caldwell ... Made 61 tackles and had three interceptions as a senior ... As a receiver, finished with 525 receiving yards and three touchdowns ... Also returned a punt 72 yards for a touchdown ... Helped lead his team to the second round of the state playoffs ... Hauled in 35 passes for 406 yards and three touchdowns as a junior ... *SuperPrep* Dixie Team ... Georgia Athletic Coaches Association North-South All-Star Football Game ... *Tifton Gazette's* All-Region 1-AAA team ... *PrepStar* All-Region ... The Georgia Insiders Hot 100 ... Scout.com top 50 cornerbacks ... Rivals.com Top 75 Cornerbacks ... Attended same high school as former Auburn offensive lineman Troy Reddick.

**PERSONAL** — Born Dec. 29, 1986 ... Son of Alphonse and Adrienne Savage ... Graduated in December 2008 with a degree in Exercise Science.

## SAVAGE'S CAREER DEFENSIVE STATS

YEAR	G/GS	TT	UT	AT	TFL-YDS	QBS-YDS	FF/FR	PD	I/YDS
2006	12/11	53	34	19	4.0-15	2.0-13	1/0	3	1/0
2007	7/3	26	18	8	2.0-1	0.0-0	0/1	0	0/0
<b>Totals</b>	<b>19/14</b>	<b>79</b>	<b>52</b>	<b>27</b>	<b>5.0-16</b>	<b>2.0-13</b>	<b>1/1</b>	<b>3</b>	<b>1/0</b>

## SAVAGE'S CAREER GAME HIGH STATS

	No.	Opponent	Date
Tackles	11	Arkansas	10/7/06
Interceptions	1	Ole Miss	10/28/06



**DARRELL**

**#78**

**ROSEMAN**

**OL**

6-4 · 289 · Jr. · SQ

Dunedin, Fla. (Dunedin)

Graduate

**2009** — Appeared in three games, seeing playing time vs. West Virginia, Ball State and Tennessee.

**2008** — Did not play.

**2007** — Did not play.

**2006** — Redshirted.

**HIGH SCHOOL** — High School Coach: Mark Everett ... Finished his senior season with 72 tackles, including 59 solo stops, 17 tackles for loss, 12 sacks, one forced fumble, two fumble recoveries and four pass breakups ... Florida Sports Writers Association Class 5A second-team all-state as a senior ... A three-year starter on both sides of the ball for Dunedin, playing defensive end, defensive tackle and offensive tackle ... Played in the Florida North-South Game ... Played for the North team in the 2005 Pinellas County All-Star Classic (selected by county coaches) ... Named to the All-SunCoast first team defense by the *St. Petersburg Times* ... Named the *St. Petersburg Times* Defensive Player of the Week for Sept. 14, 2005 ... Ranked No. 50 by Scout.com at the DT position ... Ranked No. 60 nationally among defensive tackles and the No. 99 player from the state of Florida by Rivals.com ... Ranked No. 38 in Sunshinepreps.net Pre-Spring 2006 Top 275 ... Averages 12 points and 10 rebounds a game playing center and power forward for his high school basketball team.

**PERSONAL** — Born Sept. 27, 1987 ... Son of Lydia Lang Royal ... Graduated in December '09 with a degree in criminology ... Major: Graduate.

# 2009 Auburn Football Player Bios

## SAVAGE'S GAME-BY-GAME DEFENSIVE STATS

DATE	OPPONENT	TT	UT	AT	PD	INT-YDS
9/2/06	* WASHINGTON STATE	4	3	1	0	0-0
9/9/06	* at Mississippi State	0	0	0	0	0-0
9/16/06	* LSU	3	2	1	1	0-0
9/23/06	* BUFFALO	5	3	2	0	0-0
9/28/06	* at South Carolina	4	2	2	1	0-0
10/7/06	* ARKANSAS	11	6	5	1	0-0
10/14/06	* FLORIDA	4	2	2	0	0-0
10/21/06	TULANE			DID NOT PLAY		
10/28/06	* at Ole Miss	6	3	3	0	1-0
11/4/06	ARKANSAS STATE	1	1	0	0	0-0
11/11/06	* GEORGIA	8	7	1	0	0-0
11/18/06	* at Alabama	2	1	1	0	0-0
11/1/07	* vs. Nebraska (Cotton)	5	4	1	0	0-0

DATE	OPPONENT	TT	UT	AT	PD	INT-YDS
9/1/07	* KANSAS STATE	1	1	0	0	0-0
9/8/07	SOUTH FLORIDA			DID NOT PLAY		
9/15/07	MISSISSIPPI STATE	4	2	2	0	0-0
9/22/07	* NEW MEXICO STATE	7	4	3	0	0-0
9/29/07	* at Florida	5	5	0	0	0-0
10/6/07	VANDERBILT			DID NOT PLAY		
10/13/07	at Arkansas			DID NOT PLAY		
10/20/07	at LSU			DID NOT PLAY		
10/27/07	OLE MISS			DID NOT PLAY		
11/3/07	* TENNESSEE TECH	3	2	1	0	0-0
11/10/07	at Georgia	5	3	2	0	0-0
11/24/07	ALABAMA	1	1	0	0	0-0
12/31/07	vs. Clemson (Chick-fil-A)			DID NOT PLAY		



**RYAN**

**#21**

**SHOEMAKER**

**P**

6-0 · 184 · Jr. · 2L

Birmingham, Ala. (Oak Mountain)

Exercise Science

2009 — Did not play.

2008 — First Team Preseason Media All-SEC ... First Team Preseason Coaches' All-SEC ... Athlon's Preseason Second Team All-SEC ... Phil Steele's Preseason First Team All-SEC ... Played in one game ... Against LSU, punted seven times for 35.4 average per kick ... Put two punts inside the 20 and had a long of 51 vs. LSU.

2007 — Second Team Associated Press All-SEC ... Collegefootballnews.com's Freshman All-America Second Team ... Second Team Coaches' All-SEC honors ... Coaches' All-SEC Freshman team ... Rivals.com First Team Freshman All-America Team and Rivals.com First Team All-SEC ... Sporting News SEC All-Freshman Team and Sporting News First Team Freshman All-America Team ... Second in the Southeastern Conference and 16th nationally averaging 42.4 yards per punt ... Recorded at least one punt over 50 yards in nine of 12 games played ... Dropped 10 punts inside the 20 in last 27 punt attempts ... Placed 16 punts inside 20 ... In first action of Auburn career, punted six times for an average of 42.7 yards including a long of 53 against Kansas State ... Had a long punt of 53 yards against the Wildcats ... Punts of 52 and 53 yards (52.5 avg.) against South Florida before leaving the game with an injury to his left elbow while attempting to make a tackle ... One punt against New Mexico State was a career-long 62 yarder ... Had outstanding night at Florida, booting five kicks for an average of 45.0 with two placed inside the 20 ... Season-low 37.7 average on three punts at Arkansas ... Tallied a 41.6 yard average on five punts with two landing inside the 20 against Vanderbilt ... Named coaches special team's POW after averaging 52.0 yards per punt vs. Tennessee Tech ... Had long of 53 yards and placed two inside the 20 against Clemson in the Chick-fil-A Bowl ... Punted the ball eight times for a 38.6 yard average in bowl game.

2006 — Redshirted.

**HIGH SCHOOL** — High School Coach: Jerry Hood ... Selected to the 2005 Alabama Sports Writers Class 6A All-State First Team ... Averaged 39.5 yards per punt as a senior and 42.5 yards as a junior ... Was 12-18 on FG with a long of 48 and 38-39 on PAT his senior year ... Helped Oak Mountain to its best season ever in 2005 with a 10-4 record and a trip to the state semifinals ... Three-year starter at Oak Mountain ...

Shelby County Reporter All-County Team as a senior.

**PERSONAL** — Born Jan. 22, 1988 ... Son of Jim and Paula Shoemaker ... Major: Exercise Science.

## SHOEMAKER'S CAREER PUNTING STATS

YEAR	G	NO	YDS	AVG	IN20	LP/OPPONENT
2007	12	49	2080	42.4	16	62/New Mexico State
2008	1	7	248	35.4	2	51/LSU
<b>Totals</b>	<b>13</b>	<b>56</b>	<b>2328</b>	<b>41.6</b>	<b>18</b>	<b>62/New Mexico State</b>

## SHOEMAKER'S CAREER GAME HIGH STATS

	No.	Opponent	Date
Punts	8	Clemson	12/31/07
IN 20	2	9x (last vs. LSU)	9/20/08

## SHOEMAKER'S GAME-BY-GAME PUNTING STATS

DATE	OPPONENT	NO	YDS	AVG	IN20	Long
9/1/07	KANSAS STATE	6	256	42.7	2	53
9/8/07	SOUTH FLORIDA	2	105	52.5	0	53
9/15/07	MISSISSIPPI STATE					DID NOT PLAY
9/22/07	NEW MEXICO STATE	1	62	62.0	0	62
9/29/07	at Florida	5	225	45.0	2	54
10/6/07	VANDERBILT	5	208	41.6	2	54
10/13/07	at Arkansas	3	113	37.7	0	46
10/20/07	at LSU	5	210	42.0	2	53
10/27/07	OLE MISS	3	129	43.0	2	58
11/3/07	TENNESSEE TECH	4	208	52.0	2	64
11/10/07	at Georgia	3	119	44.2	0	44
11/24/07	ALABAMA	4	136	34.0	2	47
12/31/07	vs. Clemson (Chick-fil-A)	8	309	38.6	2	53

DATE	OPPONENT	NO	YDS	AVG	IN20	Long
8/30/08	LOUISIANA-MONROE					DID NOT PLAY
9/6/08	SOUTHERN MISSISSIPPI					DID NOT PLAY
9/13/08	at Mississippi State					DID NOT PLAY
9/20/08	LSU	7	248	35.4	2	51
9/27/08	TENNESSEE					DID NOT PLAY
10/4/08	at Vanderbilt					DID NOT PLAY
10/11/08	ARKANSAS					DID NOT PLAY
10/23/08	at West Virginia					DID NOT PLAY
11/1/08	at Ole Miss					DID NOT PLAY
11/8/08	TENNESSEE-MARTIN					DID NOT PLAY
11/15/08	GEORGIA					DID NOT PLAY
11/29/08	at Alabama					DID NOT PLAY



**MIKE**

**#11**

**SLADE**

**DB**

6-3 · 192 · So. · 1L

Tallahassee, Fla. (Lincoln)

Communications

2009 — Appeared in 12 games ... Totaled 13 tackles ... Recorded three tackles in season opener vs. Louisiana Tech ... Had one tackle vs. Mississippi State ... Totaled two solo tackles vs. Arkansas after missing two games due to injury ... Tallied a pair of tackles, one solo, against Kentucky ... Played, but did not record a tackle vs. LSU ... Filled in for injured Zac Etheridge and matched career-high with three tackles vs. Ole Miss ... Broke up a pass and totaled two solo stops vs. Furman ... Played, but did not record a tackle vs. Georgia and Alabama ... Saw limited time vs. Northwestern in Outback Bowl and did not record a tackle.

2008 — Played in all 12 games, totaling eight tackles ... Recorded three tackles in season opener vs. Louisiana-Monroe ... Saw action vs. Southern Miss but did not record a tackle ... Had one solo tackle at Mississippi State ... Played, but did not record a tackle vs. LSU and Tennessee ... Had three tackles, one solo, vs. Arkansas ... Assisted on one tackle vs. UT Martin.

2007 — Redshirted

**HIGH SCHOOL** — High School Coach: Kyle Rice ... Registered 30 tackles, one interception and two fumble recoveries in his senior season ... Finished his junior season with 15 tackles, two interceptions and one touchdown ... Named one of the Top 10

# 2009 Auburn Football Player Bios

safeties to watch in 2006 by the *Orlando Sentinel* ... Ranked No. 87 in the *South Florida Sun-Sentinel's* Top 100 Prospects in December 2006 ... Named to the Florida Super 75 by the *Florida Times-Union* ... Ranked No. 36 nationally at the safety position by Rivals.com ... Ranked No. 66 in Rivals.com Florida Top 100 ... Ranked No. 44 nationally at the safety position by ESPN.com.

**PERSONAL** — Born April 12, 1989 ... Son of Teresa and Alonzo Slade ... Major: Communications.

## SLADE' CAREER DEFENSIVE STATS

YEAR	G/GS	TT	UT	AT	TFL-YDS	QBS-YDS	FF/FR	PD	I/YDS
2008	12/0	8	2	6	0.0-0	0.0-0	0/0	0	0/0
2009	12/0	13	8	5	0.0-0	0.0-0	0/0	1	0/0
<b>Totals</b>	<b>24/0</b>	<b>21</b>	<b>10</b>	<b>11</b>	<b>0.0-0</b>	<b>0.0-0</b>	<b>0/0</b>	<b>1</b>	<b>0/0</b>

## SLADE' GAME-BY-GAME DEFENSIVE STATS

DATE	OPPONENT	TT	UT	AT	PD	INT-YDS
8/30/08	LOUISIANA-MONROE	3	0	3	0	0-0
9/6/08	SOUTHERN MISS	0	0	0	0	0-0
9/13/08	MISSISSIPPI STATE	1	1	0	0	0-0
9/20/08	LSU	0	0	0	0	0-0
9/27/08	TENNESSEE	0	0	0	0	0-0
10/4/08	at Vanderbilt	0	0	0	0	0-0
10/11/08	ARKANSAS	3	1	2	0	0-0
10/23/08	at West Virginia	0	0	0	0	0-0
11/1/08	at Ole Miss	0	0	0	0	0-0
11/8/08	TENNESSEE-MARTIN	1	0	1	0	0-0
11/15/08	GEORGIA	0	0	0	0	0-0
11/29/08	at Alabama	0	0	0	0	0-0

DATE	OPPONENT	TT	UT	AT	PD	INT-YDS
9/5/09	LOUISIANA TECH	3	1	2	0	0-0
9/12/09	MISSISSIPPI STATE	1	0	1	0	0-0
9/19/09	WEST VIRGINIA	0	0	0	0	0-0
9/26/09	BALL STATE					DID NOT PLAY
10/3/09	at Tennessee	0	0	0	0	0-0
10/10/09	at Arkansas	2	2	0	0	0-0
10/17/09	KENTUCKY	2	1	1	0	0-0
10/24/09	at LSU	0	0	0	0	0-0
10/31/09	OLE MISS	3	2	1	0	0-0
11/7/09	FURMAN	2	2	0	1	0-0
11/14/09	at Georgia	0	0	0	0	0-0
11/27/09	ALABAMA	0	0	0	0	0-0
1/1/10	Northwestern (Outback)	0	0	0	0	0-0

State and LSU ... Rushed twice for 1 yard vs. Tennessee ... Caught one pass for 2 yards vs. Arkansas in limited action ... Rushed three times for 3 yards vs. West Virginia ... Rushed for six yards on five carries vs. UT Martin

**PERSONAL** — Born March 14, 1990 ... Son of Eric and Lakisa Smith ... Major: Liberal Arts.

## SMITH'S CAREER RUSHING STATS

YEAR	G/GS	NO	YDS	AVG	TD	LP/OPPONENT
2008	12/1	21	83	4.0	0	19/Louisiana-Monroe
2009	11/7	20	99	4.9	1	18/Furman
<b>Totals</b>	<b>23/8</b>	<b>41</b>	<b>182</b>	<b>4.4</b>	<b>1</b>	<b>19/Louisiana-Monroe</b>

## SMITH'S CAREER RECEIVING STATS

YEAR	G/GS	NO	YDS	AVG	TD	LP/OPPONENT
2008	12/1	2	3	1.5	0	2/Arkansas
2009	11/7	18	226	12.6	1	37/West Virginia
<b>Totals</b>	<b>23/8</b>	<b>20</b>	<b>229</b>	<b>11.4</b>	<b>1</b>	<b>37/West Virginia</b>


## SMITH'S GAME-BY-GAME RECEIVING STATS

DATE	OPPONENT	REC	YDS	AVG	TD	TD REC
9/5/09	LOUISIANA TECH					DID NOT PLAY
9/12/09	* MISSISSIPPI STATE	0	0	0.0	0	--
9/19/09	* WEST VIRGINIA	4	74	18.5	0	--
9/26/09	BALL STATE	0	0	0.0	0	--
10/3/09	at Tennessee	3	45	13.0	0	--
10/10/09	* at Arkansas	1	21	21.0	0	--
10/17/09	* KENTUCKY	1	3	3.0	0	--
10/24/09	at LSU	3	31	10.3	0	--
10/31/09	* OLE MISS	1	17	17.0	0	--
11/7/09	* FURMAN	4	34	8.5	0	--
11/14/09	* at Georgia	0	0	0.0	0	--
11/27/09	ALABAMA	1	1	1.0	1	1
1/1/10	Northwestern (Outback)					DID NOT PLAY

## SMITH'S GAME-BY-GAME RUSHING STATS

DATE	OPPONENT	ATT	YDS	Avg.	TD	TD Runs
8/30/08	LOUISIANA-MONROE	9	66	7.3	0	---
9/6/08	* SOUTHERN MISS	2	8	4.0	0	---
9/13/08	MISSISSIPPI STATE	0	0	0.0	0	---
9/20/08	LSU	0	0	0.0	0	---
9/27/08	TENNESSEE	2	1	0.5	0	---
10/4/08	at Vanderbilt	0	0	0.0	0	---
10/11/08	ARKANSAS	0	0	0.0	0	---
10/23/08	at West Virginia	3	3	1.0	0	---
11/1/08	at Ole Miss	0	0	0.0	0	---
11/8/08	TENNESSEE-MARTIN	5	6	1.2	0	---
11/15/08	GEORGIA	0	0	0.0	0	---
11/29/08	at Alabama	0	0	0.0	0	---

DATE	OPPONENT	ATT	YDS	Avg.	TD	TD Runs
9/5/09	LOUISIANA TECH					DID NOT PLAY
9/12/09	* MISSISSIPPI STATE	3	8	2.7	0	--
9/19/09	* WEST VIRGINIA	0	0	0.0	0	--
9/26/09	BALL STATE	7	47	6.7	0	--
10/3/09	at Tennessee	0	0	0.0	0	--
10/10/09	* at Arkansas	0	0	0.0	0	--
10/17/09	* KENTUCKY	0	0	0.0	0	--
10/24/09	at LSU	0	0	0.0	0	--
10/31/09	OLE MISS	0	0	0.0	0	--
11/7/09	* FURMAN	10	44	4.4	1	2
11/14/09	* at Georgia	0	0	0.0	0	--
11/27/09	ALABAMA	0	0	0.0	0	--
1/1/10	Northwestern (Outback)					DID NOT PLAY



**ERIC** **#32**  
**SMITH** **RB**  
*5-10 · 237 · So. · 1L*  
*Seffner, Fla. (Armwood HS)*  
*Liberal Arts*

**2009** — Appeared in 11 games with seven starts ... Totaled 99 yards rushing on 20 attempts and 226 yards receiving on 18 catches ... Started vs. Mississippi State and rushed for 8 yards on three carries ... Set career high with four receptions and 74 receiving yards vs. West Virginia ... Had long catch of 37 yards ... Rushed seven times for 47 yards against Ball State with a long run of 16 yards ... Caught three passes for 45 yards, with a long reception of 17 yards, in victory over Tennessee ... Had one catch for 21 yards vs. Arkansas ... Caught one pass for 3 yards vs. Kentucky ... Against LSU, led Tigers with three catches and 31 yards with a long catch-and-run of 17 yards ... Caught one pass for 17 yards vs. Ole Miss ... Against Furman, rushed 10 times for 44 yards with a 2-yard TD run and caught four passes for 34 yards ... His 2-yard TD run was first of career ... Saw playing time vs. Georgia but did not have a rush or catch ... Caught one pass, a 1-yard TD grab vs. Alabama to give AU 14-0 first-quarter lead ... TD catch was first of career.

**2008** — Played in 12 games with one start, totaled 83 yards on 21 carries ... In first collegiate game, rushed nine times for 66 yards vs. Louisiana-Monroe ... Averaged 7.3 yards per carry vs. Warhawks with a long rush of 19 yards ... Earned first career start and had two rushes for eight yards vs. Southern Miss ... Saw limited time vs. Mississippi

# 2009 Auburn Football Player Bios



**VANCE SMITH** #55 OL  
6-2 · 281 · So. · 1L  
Pace, Fla. (Pace)  
Education

**2009** — Did not play due to injury.

**2008** — Played in all 12 games, while starting two at tight end ... Started at Vanderbilt and at West Virginia ... Did not register a catch on season.

**HIGH SCHOOL** — High School Coach: Mickey Lindsey ... Had 10 receptions and 130 receiving yards with two TD catches as a senior ... On defensive side of ball had 23 tackles and three sacks ... Named to the Class 4A all-state third team as a defensive lineman as a senior ... Caught 11 passes for 162 yards with three touchdowns as a junior ... 36th ranked tight end nationally by Scout.com ... No. 43 national ranking at tight end by Rivals.com ... Also participated in track and played basketball ... Didn't play football until ninth grade.

**PERSONAL** — Born Nov. 10, 1989 ... Son of Kent and Annette Smith ... Father, Kent, graduated from Auburn ... Major: Education.



**TRAVANTE STALLWORTH** #85 WR  
5-9 · 183 · Fr. · HS  
Leesville, Ala. (Leesville)  
Undecided

**2009** — Appeared in 10 games before season ending injury vs. Furman ... Saw playing time vs. Louisiana Tech in season opener but did not have a catch ... Had 21 receiving yards on two catches vs. Ball State ... Rushed one time for 10 yards vs. Tennessee ... Against Ole Miss, rushed two times for 22 yards with a long of 14 yards ... Had one 16-yard run vs. Furman.

**HIGH SCHOOL** — High School Coach: Terence Williams ... During his senior season, completed 92-of-150 passes for 1,339 yards and 14 touchdowns, while also rushing for 546 yards and 15 scores on 130 carries ... As a junior, competed 113 of 200 passes for 1,340 yards and 10 touchdowns, while also rushing for 940 yards on 165 carries with 17 touchdowns ... Named First Team All-State by the Louisiana Sports Writers Association as well as all-district first team as a senior ... Listed as the nation's No. 18 athlete by ESPN.com/Scouts, Inc. ... Ranked as the nation's No. 122 wide receiver by Scout.com ... The No. 17-ranked prospect from Louisiana by SuperPrep ... Ranked 34th on the Louisiana Postseason Top 75 by Rivals.com ... Named to PrepStar's All-Southeast Region team.

**PERSONAL** — Born March 5, 1991 ... Son of James and Jalaine Stallworth ... Major: Undecided.

## STALLWORTH'S CAREER RECEIVING STATS

YEAR	G/GS	NO	YDS	AVG	TD	LP/OPPONENT
2009	10/0	2	21	10.5	0	16/Ball State

## STALLWORTH'S GAME-BY-GAME RECEIVING STATS

DATE	OPPONENT	REC	YDS	AVG	TD	TD REC
9/5/09	LOUISIANA TECH	0	0	0.0	0	--
9/12/09	MISSISSIPPI STATE	0	0	0.0	0	--
9/19/09	WEST VIRGINIA	0	0	0.0	0	--
9/26/09	BALL STATE	2	21	10.5	0	--
10/3/09	at Tennessee	0	0	0.0	0	--
10/10/09	at Arkansas	0	0	0.0	0	--
10/17/09	KENTUCKY	0	0	0.0	0	--
10/24/09	at LSU	0	0	0.0	0	--
10/31/09	OLE MISS	0	0	0.0	0	--
11/7/09	FURMAN	0	0	0.0	0	--
11/14/09	at Georgia					DID NOT PLAY
11/27/09	ALABAMA					DID NOT PLAY
1/1/10	Northwestern (Outback)					DID NOT PLAY



**CRAIG STEVENS** #46 LB  
6-3 · 223 · Jr. · 2L  
Tallahassee, Fla. (Lincoln)  
Graduate

**Career** — Has started 26 consecutive games ... Three double-digit tackle performances, all in 2009.

**2009** — Auburn Co-Defensive MVP ... 11th in SEC/81st in NCAA in tackles per game, 7.3 tpg ... T-62nd in NCAA in solo tackles per game, 5.0 ... Named SEC Defensive Player of the Week (9/21) ... Phil Steele's Third-Team Midseason All-SEC ... Started all 13 games ... Totaled second-most tackles on team with 95 ... Registered 11 tackles vs. Tennessee and 12 vs. Arkansas to become first AU player to register double-digit tackle performances in consecutive games since Mark Brown in 2002 (10 vs. Miss St. & 11 vs. Vandy) ... Started at linebacker in season opener vs. Louisiana Tech and tied career high eight tackles ... Also had 1.5 TFLs (minus 3 yards) and 1.0 sack (minus 2 yards) ... Sack was first of career ... Against Mississippi State, had 2.0 TFLs (minus 4 yards) with seven tackles, four solo ... Picked off first career pass and returned it 15 yards for first career TD vs. West Virginia ... INT gave Auburn 41-30 lead with 3:20 left in game ... Also had 11 tackles, eight solo, vs. WVA ... Against Ball State, racked up half a sack (minus 12 yards), one forced fumble, one QB hurry and six total tackles, with four solo stops ... Forced fumble was first since 2007 (Mississippi State) ... Led Tigers, and tied career-high, with 11 tackles in win over Tennessee ... Also had one QB hurry, one pass break-up and a TFL (minus 1 yard) against the Vols ... Against Arkansas, set career high and led team with 12 tackles ... Nine tackles were solo stops ... Against Kentucky, had a QB hurry, half a TFL (minus 1 yard) and seven total tackles ... Against LSU, recovered a fumble and totaled seven tackles, three solo ... Had one QB hurry, 1.5 TFLs (minus 3 yards) and eight total tackles vs. Ole Miss ... Five of eight tackles were solo vs. Rebels ... In limited playing time, logged two solo stops vs. Furman ... Totaled four tackles vs. Georgia ... Recorded six tackles, three solo, vs. Alabama ... Against Northwestern in Outback Bowl, had a sack for minus 14 yards and six total tackles ... Five of six tackles were solo.

**2008** — Finished tied for 43rd in SEC in tackles per game (4.5) ... Started all 12 games ... Finished with fourth-most tackles on team with 54, with 31 solo stops ... Also had half a TFL, one fumble recovery, one QB hurry and two pass break-ups ... Against Louisiana-Monroe recorded one pass break-up and three tackles, two solo ... Registered four tackles, three solo, and one fumble recovery against Southern Miss ... Returned fumble 6 yards ... Had four tackles, with three solo, in win at Mississippi State ... Had season-best five tackles, two solo, vs. LSU ... Broke up a pass and had three solo tackles, and one assisted stop, vs. Tennessee ... Recorded career-best seven tackles, five solo, with half a TFL for minus 1 yard vs. Arkansas ... Had four tackles, two solo, vs. West Virginia ... Totaled a career-best eight tackles, with three solo, vs. Ole Miss ... Recorded six tackles, three solo, vs. UT Martin ... Against Georgia, had one QB hurry to go with five total tackles, four solo ... Had four total tackles, one solo, vs. Alabama.

**2007** — Sporting News SEC All-Freshman Team and Sporting News Honorable Mention Freshman All-America ... 11th on team with 35 tackles ... Started eight games ... Had three stops, including one solo tackle and a quarterback hurry against Kansas State ... Two tackles and a hurry versus South Florida ... Made first career start against Mississippi State, tallying three tackles ... Career-best six tackles against New Mexico

# 2009 Auburn Football Player Bios

State ... Four tackles at Florida ... Five tackles, including four solo stops against Vanderbilt ... Tied career-high with six tackles at Arkansas while helping holding All-Americans Darren McFadden and Felix Jones to 85 yards rushing combined, 197 below their season average ... For his efforts against the Razorbacks, was named *Coaches' Defensive Player of the Game* ... Two tackles at LSU ... Had two tackles in win vs. Ole Miss... Recorded two tackles vs. Clemson in the Chick-fil-A Bowl.

**2006** — Saw time in three games ... Placed second on the team with five tackles, including three solo, at Mississippi State ... Posted a tackle for loss (-1) against the Bulldogs ... Played in his first career game against Washington State.

**HIGH SCHOOL** — High School Coach: Kyle Rice ... Finished with 120 tackles, five sacks and three fumble recoveries as a senior ... Had 22 tackles in his final game in the state playoffs ... Had 140 tackles as a junior including a career-high 25 tackles vs. Madison ... Florida Sports Writers Association Class 4A second-team All-State as a senior ... Helped team to the second round of the 2005 Class 4A playoffs ... Selected to play in the CaliFlorida Bowl, representing the state of Florida ... U.S. Army All-American nomination ... Ranked 18th nationally among linebackers and the No. 41 player from the state of Florida by Rivals.com ... No. 36 in the Rivals Preseason Florida Top 100 and No. 41 in the Postseason Florida Top 100 ... Rivals.com Rivals 250 ... Ranked No. 74 at linebacker by Scout.com ... Ranked as the 35th-best prospect in Florida by the *Orlando Sentinel*.

**PERSONAL** — Born Jan. 19, 1988 ... Son of Doug and Elizabeth Jones ... Graduated December '09 with degree in business management ... Major: Graduate.

## STEVENS' CAREER DEFENSIVE STATS

YEAR	G/GS	TT	UT	AT	TFL-YDS	QBS-YDS	FF/FR	PD	I/YDS
2006	3/0	6	3	3	1.0-1	0.0-0	0/0	0	0-0
2007	10/8	35	20	15	0.0-0	0.0-0	1/0	1	0-0
2008	12/12	54	31	23	0.5-1	0.0-0	0/1	2	0-0
2009	13/13	95	55	40	8.0-38	2.5-28	1/1	3	1-15
<b>Totals</b>	<b>38/33</b>	<b>190</b>	<b>109</b>	<b>81</b>	<b>9.5-40</b>	<b>2.5-58</b>	<b>2/2</b>	<b>6</b>	<b>1-15</b>

## STEVENS' CAREER GAME HIGH STATS

	No.	Opponent	Date
Tackles	12	Arkansas	10/10/09
Sacks	1.0	2x (last vs. Northwestern)	1/1/10
TFL	2.0	Mississippi State	9/12/09

## STEVENS' GAME-BY-GAME DEFENSIVE STATS

DATE	OPPONENT	TT	UT	AT	TFL-YDS	QBS-YDS
9/1/07	KANSAS STATE	3	1	2	0.0-0	0-0
9/8/07	SOUTH FLORIDA	2	1	1	0.0-0	0-0
9/15/07	* MISSISSIPPI STATE	3	1	2	0.0-0	0-0
9/22/07	* NEW MEXICO STATE	6	3	3	0.0-0	0-0
9/29/07	* at Florida	4	2	2	0.0-0	0-0
10/6/07	* VANDERBILT	5	4	1	0.0-0	0-0
10/13/07	* at Arkansas	6	5	1	0.0-0	0-0
10/20/07	* at LSU	2	1	1	0.0-0	0-0
10/27/07	* OLE MISS	2	1	1	0.0-0	0-0
11/3/07	TENNESSEE TECH				DID NOT PLAY	
11/10/07	at Georgia				DID NOT PLAY	
11/24/07	ALABAMA				DID NOT PLAY	
12/31/07	* vs. Clemson (Chick-fil-A)	2	1	1	0.0-0	0-0

DATE	OPPONENT	TT	UT	AT	TFL-YDS	QBS-YDS
8/30/08	* LOUISIANA-MONROE	3	2	1	0.0-0	0.0-0
9/6/08	* SOUTHERN MISS	4	3	1	0.0-0	0.0-0
9/13/08	* MISSISSIPPI STATE	4	3	1	0.0-0	0.0-0
9/20/08	* LSU	5	2	3	0.0-0	0.0-0
9/27/08	* TENNESSEE	4	3	1	0.0-0	0.0-0
10/4/08	* at Vanderbilt	0	0	0	0.0-0	0.0-0
10/11/08	* ARKANSAS	7	5	2	0.5-1	0.0-0
10/23/08	* at West Virginia	4	2	2	0.0-0	0.0-0
11/1/08	* at Ole Miss	8	3	5	0.0-0	0.0-0
11/8/08	* TENNESSEE-MARTIN	6	3	3	0.0-0	0.0-0
11/15/08	* GEORGIA	5	4	1	0.0-0	0.0-0
11/29/08	* at Alabama	4	1	3	0.0-0	0.0-0

DATE	OPPONENT	TT	UT	AT	TFL-YDS	QBS-YDS
9/5/09	* LOUISIANA TECH	8	6	2	1.5-3	1.0-2
9/12/09	* MISSISSIPPI STATE	7	4	3	2.0-4	0.0-0
9/19/09	* WEST VIRGINIA	11	8	3	0.0-0	0.0-0
9/26/09	* BALL STATE	6	4	2	0.5-12	0.5-12
10/3/09	* at Tennessee	11	5	6	1.0-1	0.0-0
10/10/09	* at Arkansas	12	5	7	0.0-0	0.0-0
10/17/09	* KENTUCKY	7	3	4	0.5-1	0.0-0
10/24/09	* at LSU	7	4	3	0.0-0	0.0-0
10/31/09	* OLE MISS	8	5	3	1.5-3	0.0-0
11/7/09	* FURMAN	2	2	0	0.0-0	0.0-0
11/14/09	* at Georgia	4	1	3	0.0-0	0.0-0
11/27/09	* ALABAMA	6	3	3	0.0-0	0.0-0
1/1/10	* Northwestern (Outback)	6	5	1	1.0-14	1.0-14



**JOHN** **#71**  
**SULLEN** **OL**  
 6-6 · 346 · Fr. · HS  
 Auburn, Ala. (Auburn)  
 Undecided

**2009** — Appeared in 13 games with one start ... Saw game action in season opener vs. Louisiana Tech ... Did not give up a sack in limited action vs. Mississippi State ... Made first career start against Ball State ... Saw extensive playing time vs. Furman, picking up two knockdown blocks ... Totaled 4.5 knockdown blocks against Ball State.

**HIGH SCHOOL** — High School Coach: Tim Carter ... Named to the Class 6A All-State team by the Alabama Sports Writers Association as a senior ... Graded out at 86 percent with 55 pancake blocks ... Earned ASWA honorable mention all-state honors as a junior ... Ranked nationally 35th among offensive guards and 21st on the Alabama Postseason Top 40 by Rivals.com ... Listed as the nation's No. 63 offensive tackle by ESPN.com/Scouts, Inc. ... Ranked as the nation's No. 102 offensive tackle by Scout.com ... Listed as the No. 34 player from Alabama by SuperPrep ... Named to PrepStar's All-Southeast Region team.

**PERSONAL** — Born Dec. 31, 1990 ... Son of John and Brelinda Sullen ... Major: Undecided.



**BEN** **#44**  
**TATE** **RB**  
 5-11 · 218 · Sr. · 3L  
 Salisbury, Md. (Snow Hill)  
 Graduate

**CAREER** — Twelve 100-yard rushing games, including three 150-yard rushing games (156 vs. Tulane, 2006; 157 vs. Mississippi State, 2009; 184 vs. Arkansas, 2009) ... Fifth player in AU history to record 3,000 yards rushing ... Fifth on career rushing list with 3,321 yards ... His 1,362 rushing yards in 2009 is fourth-best single-season total in AU history ... Tied for sixth in career rushing touchdowns with 24 (tied with Brent Fullwood 1983-86; James Brooks 1977-80).

**2009** — Auburn Team MVP and Offensive MVP ... Associated Press Second-Team All-SEC ... Maxwell Outstanding Player Award watch list ... Semi-Finalist for Doak Walker Award ... 3rd in SEC/22nd in NCAA in rushing with 104.8 ypg ... 8th in SEC/55th in NCAA in all-purpose yards, 123.5 ypg ... Phil Steele's Second-Team Midseason All-SEC ... Appeared in 13 games with 10 starts, rushing for 1,362 yards, third-most in SEC ... Rushed for 117 yards on 20 carries in season opener vs. Louisiana Tech ... Also had a pair of pass receptions for 10 yards vs. Tech ... Opened SEC play by recording 157 rushing yards vs. Mississippi State ... Also had one rushing TD from 35-yards out ... Ran 19 times for 75 yards with a long rush of 16 yards vs. West Virginia ... Against Ball State, netted 63 yards rushing on 13 attempts and grabbed three passes for 18 yards ... Returned two



# 2009 Auburn Football Player Bios

kickoffs for 58 yards, with a long of 36 yards ... Led Tigers with 139 all-purpose yards vs. Ball State ... Rushed for game-high 128 yards on 25 carries vs. Tennessee ... Had 11-yard TD run in second quarter vs. Vols ... Totaled 180 all-purpose yards vs. UT, with 17 receiving yards and 35 kickoff return yards ... Set career high and posted fourth 100-yard rushing effort of season with 184 yards on 22 carries vs. Arkansas ... Scored on career-long run of 60 yards and had a 1-yard TD run vs. Razorbacks ... Totaled 228 all-purpose yards vs. Hogs, adding 16 receiving yards and 28 kick return yards ... Led all rushers with 132 yards on a career-best 31 carries against Kentucky ... Scored on 1-yard run vs. UK ... Against LSU, rushed 18 times for 67 yards and returned one kickoff for 18 yards ... Rushed for 144 yards on 25 carries vs. Ole Miss ... Gave Tigers a 31-7 lead with a 53-yard TD run in third quarter, his 20th career rushing score ... Playing in first half only vs. Furman, rushed for 75 yards on 12 carries with a pair of TD's ... TD runs came from 9-yards and 5-yards out ... Rushed for 67 yards on 20 carries and had two catches for 21 yards vs. Georgia ... Against Alabama, caught four passes for 17 yards, and rushed 18 times for 45 yards ... Rushed for game-high 108 yards on 20 carries with a pair of touchdowns against Northwestern in Outback Bowl.

**2008** — *Second Team Preseason Media All-SEC ... Second Team Preseason Coaches' All-SEC ... Athlon Sports Preseason Media Team All-SEC ... Phil Steele's Preseason Third Team All-SEC ... Named to Maxwell Award Preseason Watch List* ... Finished sixth in SEC in rushing yards per game at 55.3 ... Played in all 12 games with two starts ... Led team with 664 rushing yards and 765 all-purpose yards ... Finished tied for fifth-most receptions with 15, going for 90 yards ... Picked up fourth-career 100-yard rushing effort with 115 yards on 13 carries vs. Louisiana-Monroe ... Averaged 8.8 yards per carry and had a career-long run of 49 yards vs. Warhawks ... Recorded 122 yards total offense vs. Southern Miss ... Had 71 yards rushing on 15 carries and 51 yards receiving on three catches vs. USM ... Scored on 1-yard run vs. Golden Eagles ... Ran for a game-high 92 yards on 20 carries in win at Mississippi State ... Had long run of 39 yards late in fourth quarter to help AU run out clock vs. MSU ... Led team with 45 yards rushing on 19 carries with a TD vs. LSU ... TD run came from 1-yard out ... Ran for 70 yards on 19 carries and had one 4-yard catch vs. Tennessee ... Rushed for a game-high 108 yards on 27 carries vs. Vanderbilt ... His 27 carries marked a career-high ... Also had one catch for 9 yards vs. Vandy ... Netted 32 yards on eight carries vs. Arkansas ... Had two catches for 2 yards and 5 yards rushing in limited action vs. West Virginia ... Rushed five times for 35 yards and had a 27-yard TD run vs. Ole Miss ... Netted 42 yards rushing on 10 carries vs. UT Martin ... Rushed for 37 yards on 14 carries and had one 12-yard catch vs. Georgia ... Against Alabama, rushed four times for 12 yards in limited action.

**2007** — Led team in rushing yards (903), rushing attempts (202), all-purpose yardage (83.3 ypg) and rushing touchdowns (8) ... In first career start, rushed for 82 yards on 23 attempts in season opener against Kansas State ... Tallied 61 yards on 14 carries against South Florida, including a 36-yarder ... Ran for team-best 91 yards on 15 attempts, including a rushing TD of 28 yards against Mississippi State ... Recorded first 100-yard rushing game with 111 yards against New Mexico State on 21 attempts with a 2-yard TD run ... Had 65 yards on 20 carries with one TD from 3-yards out in win at Florida ... Had 19 yards rushing on seven attempts in Auburn's 10-play, 35-yard game-winning drive that set up Wes Byrum's field goal as time expired against the Gators ... In just nine rushes against Vanderbilt, had 96 yards and one touchdown, including a career-long run of 44 yards ... Had five carries for 74 yards and a TD in first half against Commodores ... Game-high 91 rushing yards on 23 attempts, including 61 yards on 15 attempts in the fourth quarter against Arkansas ... Season low 17 yards on 10 attempts at LSU ... Rushed 15 times for 72 yards vs. Ole Miss ... Netted 58 yards on 13 carries with one TD vs. Georgia ... Had 77 yards rushing with a TD on 11 carries and one catch for 17 yards vs. Alabama ... TD run came from 3 yards out ... Ran the ball 14 times for 47 yards and one touchdown (one-yard run) against Clemson in the Chick-fil-A Bowl.

**2006** — *The Sporting News Freshman All-America Honorable Mention* ... Finished with 54 carries for 392 yards and three touchdowns in nine games ... Led Auburn with 93 rushing yards on 11 carries against Arkansas State, narrowly missing his third 100-yard game of the season ... Posted 156 yards rushing against Tulane and scored on a 1-yard run in the fourth quarter ... Gained 144 yards on 22 carries in the second half alone against the Green Wave ... The 156 yards was the seventh-best rushing performance by a freshman in Auburn history ... Rushed seven times against Buffalo, finishing with 114 yards and two touchdowns ... Scored both touchdowns in the fourth quarter against the Bulls, starting with a 42-yarder and finishing with a 28-yarder.

**2005** — Graduated from high school early in time to participate in spring drills.

**HIGH SCHOOL** — High School Coach: Stan Griffin ... Set Maryland state records for yards rushing in a career (5,920) and a season (2,886) ... In 37 career games played, rushed 542 times for 5,920 yards and 78 touchdowns, averaging 10.9

yards per carry and 160 yards per game ... Also added 210 career receiving yards ... Set the state single-season rushing record as a junior, totaling 2,886 yards and 41 touchdowns, averaging 221.4 yards per game ... Ran for 2,069 yards and 21 touchdowns as a senior, averaging 12.9 yards per carry, while leading his team to a state runner-up finish ... Also set the Maryland record for total offensive yards in a career with 6,123 ... Gatorade State Player of the Year as a senior and a consensus all-state pick ... Also earned first-team all-state honors as a junior ... Baystate Conference Offensive Player of the Year in 2005 ... Ranked No. 6 nationally among running backs and the No. 5 player from the state of Maryland by Rivals.com ... Ranked No. 41 in the Rivals.com Rivals 100 ... Rivals.com Rivals 250 ... Ranked No. 9 nationally among running backs by *PrepStar* ... Ranked No. 12 nationally at the running back position by ESPN.com ... Ranked No. 78 overall on ESPN.com's ESPN 150 ... Ranked as the No. 22 running back nationally by Scout.com ... Ranked as the No. 57 overall player in the country and No. 8 in the Mid-Atlantic Coast by *Tom Lemming's Prep Football Report* ... Ranked No. 98 on collegefootballnews.com's CFN Top 150 ... Ranked 15th on CFN's Top 30 Running Backs list ... Graduated high school a semester early.

**PERSONAL** — Born Aug. 21, 1988 ... Son of Ben Tate, Jr., and Charlotte Green ... Graduated in May 2009 with a degree in Criminology.

## TATE'S CAREER RUSHING STATS

YEAR	G/GS	NO	YDS	AVG	TD	LP/OPPONENT
2006	9/0	54	392	7.3	3	42/Buffalo
2007	13/7	202	903	4.5	8	44/Vanderbilt
2008	12/2	159	664	4.2	3	49/Louisiana-Monroe
2009	13/10	263	1362	5.2	10	60/Arkansas
<b>Totals</b>	<b>47/19</b>	<b>678</b>	<b>3321</b>	<b>4.9</b>	<b>24</b>	<b>60/Arkansas</b>

## TATE'S CAREER GAME HIGH STATS

	No.	Opponent	Date
Rush Attempts	31	Kentucky	10/17/09
Rush Yards	184	Arkansas	10/10/09
Rush TDs	2	4x (last vs. Northwestern)	1/1/10

## TATE'S GAME-BY-GAME RUSHING STATS

DATE	OPPONENT	ATT	YDS	Avg.	TD	TD Runs
9/2/06	WASHINGTON STATE	0	0	0.0	0	--
9/9/06	at Mississippi State	4	1	0.3	0	--
9/16/06	LSU					DID NOT PLAY
9/23/06	BUFFALO	7	114	16.3	2	42, 28
9/28/06	at South Carolina					DID NOT PLAY
10/7/06	ARKANSAS					DID NOT PLAY
10/14/06	FLORIDA					DID NOT PLAY
10/21/06	TULANE	26	156	6.0	1	1
10/28/06	at Ole Miss	0	0	0.0	0	--
11/4/06	ARKANSAS STATE	11	93	8.5	0	--
11/11/06	GEORGIA	2	5	2.5	0	--
11/18/06	at Alabama	0	0	0.0	0	--
1/1/07	vs. Nebraska (Cotton)	4	23	5.8	0	--

DATE	OPPONENT	ATT	YDS	Avg.	TD	TD Runs
9/1/07	* KANSAS STATE	23	82	3.6	0	--
9/8/07	* SOUTH FLORIDA	14	61	4.4	0	--
9/15/07	* MISSISSIPPI STATE	15	91	6.1	1	28
9/22/07	* NEW MEXICO STATE	21	111	5.3	1	2
9/29/07	* at Florida	20	65	3.3	1	3
10/6/07	* VANDERBILT	9	96	10.7	1	4
10/13/07	at Arkansas	23	91	4.0	0	--
10/20/07	* at LSU	10	17	1.7	0	--
10/27/07	OLE MISS	15	72	4.8	0	--
11/3/07	* TENNESSEE TECH	14	35	2.5	1	2
11/10/07	at Georgia	13	58	4.5	1	7
11/24/07	ALABAMA	11	77	7.0	1	3
12/31/07	vs. Clemson (Chick-fil-A)	14	47	3.4	1	1

# 2009 Auburn Football Player Bios

DATE	OPPONENT	ATT	YDS	Avg.	TD	TD Runs
8/30/08	LOUISIANA-MONROE	13	115	8.8	0	---
9/6/08	SOUTHERN MISS	15	71	4.7	1	1
9/13/08	MISSISSIPPI STATE	20	92	4.6	0	---
9/20/08	LSU	19	45	2.4	1	1
9/27/08	* TENNESSEE	19	70	3.7	0	---
10/4/08	* at Vanderbilt	27	108	4.0	0	---
10/11/08	ARKANSAS	8	32	4.0	0	---
10/23/08	at West Virginia	5	5	1.0	0	---
11/1/08	at Ole Miss	5	35	7.0	1	27
11/8/08	TENNESSEE-MARTIN	10	42	4.2	0	---
11/15/08	GEORGIA	14	37	2.6	0	---
11/29/08	at Alabama	4	12	3.0	0	---

DATE	OPPONENT	ATT	YDS	Avg.	TD	TD Runs
9/5/09	* LOUISIANA TECH	20	117	5.8	0	--
9/12/09	MISSISSIPPI STATE	20	157	7.8	1	35
9/19/09	* WEST VIRGINIA	19	75	3.9	0	--
9/26/09	* BALL STATE	13	63	4.8	0	--
10/3/09	* at Tennessee	25	128	5.1	1	11
10/10/09	* at Arkansas	22	184	8.4	2	1, 60
10/17/09	* KENTUCKY	31	132	4.3	1	1
10/24/09	* at LSU	18	67	3.7	0	--
10/31/09	OLE MISS	25	144	5.8	1	53
11/7/09	FURMAN	12	75	6.2	2	9, 5
11/14/09	* at Georgia	20	67	3.3	0	--
11/27/09	* ALABAMA	18	45	2.5	0	--
1/1/10	* Northwestern (Outback)	20	108	5.4	2	5, 7

... Did not play vs. Ole Miss due to injury ... Intercepted a pass and returned it 42 yards to seal victory over UT Martin ... Had two solo tackles vs. Georgia ... Against Alabama, had four total tackles with three solo stops.

**HIGH SCHOOL** — Had 64 tackles including six tackles for loss, 11 pass breakups, three interceptions and forced a fumble as a senior ... Named an Under Armour All-America as a senior ... Registered 18 sacks as a junior ... Was honorable mention all-county as a junior ... Rated as 11th best corner back in nation by Scouts.com ... Ranked 53rd best player in Georgia by *SuperPrep* ... He also ran track.

**PERSONAL** — Born Feb. 11, 1990 ... Son of Glenn Thorpe and Nickie Lipscomb. ... Major: Liberal Arts.

## THORPE' CAREER DEFENSIVE STATS

YEAR	G/GS	TT	UT	AT	TFL-YDS	QBS-YDS	FF/FR	PD	I/YDS
2008	11/1	29	20	9	0.0-0	0.0-0	1/0	6	2-101
2009	13/13	84	56	28	0.5-1	0.0-0	1/0	10	2-22
<b>Totals</b>	<b>24/14</b>	<b>113</b>	<b>76</b>	<b>37</b>	<b>0.5-1</b>	<b>0.0-0</b>	<b>2/0</b>	<b>16</b>	<b>4-123</b>


## THORPE'S CAREER GAME HIGH STATS

	No.	Opponent	Date
Tackles	14	Northwestern (Outback)	1/1/10
Interceptions	1	4x (last vs. Northwestern)	1/1/10

## THORPE'S GAME-BY-GAME DEFENSIVE STATS

DATE	OPPONENT	TT	UT	AT	PD	INT-YDS
8/30/08	LOUISIANA-MONROE	7	5	2	2	0-0
9/6/08	SOUTHERN MISS	1	1	0	0	0-0
9/13/08	MISSISSIPPI STATE	0	0	0	0	0-0
9/20/08	LSU	2	2	0	0	0-0
9/27/08	TENNESSEE	4	3	1	0	0-0
10/4/08	at Vanderbilt	2	1	1	2	0-0
10/11/08	* ARKANSAS	7	3	4	0	1-59
10/23/08	at West Virginia	0	0	0	0	0-0
11/1/08	at Ole Miss					DID NOT PLAY
11/8/08	TENNESSEE-MARTIN	0	0	0	0	1-42
11/15/08	GEORGIA	2	2	0	0	0-0
11/29/08	at Alabama	4	3	1	0	0-0

DATE	OPPONENT	TT	UT	AT	PD	INT-YDS
9/5/09	* LOUISIANA TECH	3	3	0	1	0-0
9/12/09	* MISSISSIPPI STATE	7	5	2	0	0-0
9/19/09	* WEST VIRGINIA	7	5	2	2	1-22
9/26/09	* BALL STATE	6	5	1	0	0-0
10/3/09	* at Tennessee	7	3	4	0	0-0
10/10/09	* at Arkansas	11	6	5	0	0-0
10/17/09	* KENTUCKY	4	3	1	2	0-0
10/24/09	* at LSU	8	2	6	1	0-0
10/31/09	* OLE MISS	2	2	0	1	0-0
11/7/09	* FURMAN	2	1	1	0	0-0
11/14/09	* at Georgia	5	1	4	0	0-0
11/27/09	* ALABAMA	8	7	1	1	0-0
1/1/10	* Northwestern (Outback)	14	13	1	1	1-0



**NEIKO** #15  
**THORPE** DB  
 6-2 · 176 · So. · 1L  
 Tucker, Ga. (HS)  
 Liberal Arts

**CAREER** — Has one return for touchdown, a 69-yard blocked FG vs. Kentucky (10/17/09).

**2009** — T-20th in SEC in tackles per game, 6.5 tpg ... T-12th SEC in passes defended per game, 0.75 ... Phil Steele's Third-Team Midseason All-SEC ... Started all 13 games ... Finished with third-most tackles on team with 84 ... Started at cornerback in season opener vs. Louisiana Tech ... Broke up one pass and recorded three solo tackles vs. Tech ... Totaled seven tackles, five solo, in victory over Mississippi State ... Intercepted a pass, broke-up two passes and had seven tackles vs. West Virginia ... The pick vs. WVA ended a scoring threat at the AU 25-yard line ... Against Ball State, totaled six tackles with five solo stops ... Registered seven tackles in win over Tennessee ... Against Arkansas, set a career high with 11 tackles ... Eight of 11 tackles were solo stops ... Recovered blocked field goal attempt and returned it 69 yards for TD against Kentucky ... Also broke up two passes and totaled four tackles vs. UK ... Against LSU, broke up pass and totaled eight tackles ... Forced a fumble and broke up one pass vs. Ole Miss ... Had a pair of solo tackles vs. Rebels ... In limited time vs. Furman, logged two tackles, one solo ... Against Georgia, had half a TFL (minus 1 yard) to go with five tackles ... Half a TFL vs. Bulldogs was first of career ... Broke up one pass and totaled eight tackles, seven solo, vs. Alabama ... Posted a career, team season and game high with 14 tackles vs. Northwestern in Outback Bowl ... Totaled 13 solo tackles ... Also had one interception vs. Northwestern ... Last tackle came on last play of game that prevented game-winning TD on fake field goal in overtime, with tackle coming just short of goal line.

**2008** — All-SEC Freshman Team ... Played in 11 games with one start ... Finished tied for ninth-most tackles on team with 29, with 20 solo stops ... Tied for second-most interceptions on team with two and most return interception yardage with 101 yards ... Also totaled four pass break-ups ... In first collegiate action, led Tigers with seven tackles including five solo vs. Louisiana-Monroe ... Also broke up two passes vs. Warhawks ... Forced a fumble and had one solo tackle vs. Southern Miss ... Had two solo tackles vs. LSU ... Recorded four total tackles, three solo, against Tennessee ... Broke up two passes and had two tackles vs. Vanderbilt ... In first career start, recorded first career INT and returned it 59 yards vs. Arkansas ... The return is tied for 16th longest in AU history ... Also had seven tackles, three solo, vs. Razorbacks ... Left game in first half due to injury vs. West Virginia



**CHRIS** #12  
**TODD** QB  
 6-4 · 210 · Sr. · 1L  
 Elizabethtown, Ky (Elizabethtown/Hutchinson CC)  
 Graduate

**CAREER** — Posted an 11-7 record as Auburn's starting quarterback ... Had eight 200-yard passing games and six multi-TD passing games ... His 22 TD's in 2009 are the most in a single season in school history ... Had three games in 2009 with four passing TD's.

**2009** — Elected as Auburn Team Captain ... Named to Maxwell Award and Manning Award Watch Lists ... Ranked 6th in the SEC for passing, averaging 200.9 ... 3rd in SEC/18th in NCAA for pass efficiency, averaging 145.7 ... 8th in SEC/78th in NCAA for total offense averaging 192.0 ... Started all 13 games, setting AU single-season record with 22 TD passes ... Had nine TD passes of 30 yards or more ... Threw for third-most yards in a single-season

# 2009 Auburn Football Player Bios

in AU history with 2,612 ... Threw for 255 yards in season-opening win vs. Louisiana Tech ... Threw TD passes of 93 and 17 yards ... The 93-yard TD pass to Terrell Zachery set AU record for longest offensive play ... Completed 65 percent of passes (17-of-26) vs. Tech ... Threw for 186 yards, hitting 10-of-23 pass attempts in victory over Mississippi State ... Threw four TD passes and 284 yards in win vs. West Virginia ... Had long pass of 82 yards vs. WVA ... Tied AU record and set career-high with five TD passes against Ball State ... Shares record with former AU QB Daniel Cobb who threw five TD passes against Louisiana Tech in 2001 ... Against Ball State, Todd hit 19-of-26 pass attempts for career-high 287 yards and long pass completion of 65 yards to Terrell Zachery ... Threw for 218 yards with a TD in victory over Tennessee ... Completed 19-of-32 passes in win over Vols ... Against Arkansas, threw for 133 yards hitting 15-of-28 pass attempts ... Held to 80 yards passing, hitting 10-of-24 attempts vs. Kentucky ... Against Kentucky, completed 8-of-14 pass attempts for 47 yards ... Threw for 212 yards with a TD vs. Ole Miss ... Hit 12-of-22 pass attempts vs. Rebels and had one quick kick (punt) that pinned Rebels at the 2-yard line ... Against Furman, completed 17-of-18 passes for 256 yards and four touchdowns - all in the first half - while beginning the game with 14 consecutive completions ... Broke the Auburn single-game records for completion percentage with a minimum of 10 and 15 attempts, completing 94.4 percent of his throws ... Threw for 238 yards on 20-of-28 passing with a pair of TD's vs. Georgia ... Also quick-kicked, pinning UGA inside 5-yard line ... Against Alabama, threw a pair of TD passes and 181 yards ... TD passes were 1-yard and 72-yards ... The 72-yard pass to Darvin Adams was second-longest pass play vs. Alabama in series history ... Against Northwestern in Outback Bowl, completed 20-of-31 passes (65 percent) for 235 yards and a score ... TD pass came on 46-yard completion to Quindarius Carr.

**2008** — Played in seven games with five starts ... Completed 55.1 percent of passes, hitting 86-of-156 attempts for 903 yards with five touchdowns ... Threw for a team-high 70 yards on 9-of-18 passing in first game of season vs. Louisiana-Monroe ... Threw for only passing touchdown of the game, connecting with Chris Slaughter on a 3-yard scoring strike vs. Warhawks ... Had long completion of 33 yards vs. ULM ... Earned first start and threw for 248 yards vs. Southern Miss ... Completed 21-of-31 passes (68 percent) with a long of 27 yards vs. Golden Eagles ... Hit 14-of-26 passes for 154 yards in win on the road vs. Mississippi State ... Threw for 250 yards on 17-of-32 (53 percent) passing with a TD vs. LSU ... TD pass came on 15-yard connection with Robert Dunn ... Completed 14-of-23 passes (60.1) for 93 yards with one TD vs. Tennessee ... TD pass was from 18 yards out to Robert Dunn ... Threw a pair of TD passes vs. Vanderbilt ... Saw limited action vs. Arkansas, hitting 3-of-10 passes for 18 yards.

**JUNIOR COLLEGE** — In one season at Hutchinson completed 104-of-212 passes for 968 yards with eight interceptions and six touchdowns ... Transferred to Hutchinson in January 2007.

**2006 (TEXAS TECH)** — Played in five games ... Was 25-of-35 with 241 yards and one touchdown in 2006 ... Best game came against Southeastern Louisiana, hitting 10-of-12 passes for 151 yards and a score ... In three Big 12 games against Missouri, Colorado and Baylor, completed 11-of-18 passes for 69 yards.

**2005 (TEXAS TECH)** — Redshirted.

**HIGH SCHOOL** — High School Coach: Brett Burnette ... Threw for 10,776 yards and 120 touchdowns during high school career ... As a senior, led team to Kentucky Class 2A State Championship after throwing for 3,180 yards and 38 touchdowns ... Was Elizabethtown's first state title in football since 1981 ... *Associated Press* second-team All-State selection as a junior after throwing for 4,583 yards and 51 touchdowns ... Completed a state-record 303 passes (64 percent completion rate) as a junior while leading team to state title game ... Threw for over 2,000 yards and 25 touchdowns as a sophomore ... As a freshman at Taylor County High School, passed for 983 yards and seven touchdowns ... Also played basketball and baseball.

**PERSONAL** — Born Feb. 4, 1986 ... Son of Brad and Becky Todd ... Graduated in August 2009 with a degree in Business Finance.

**SEC/NCAA Rankings:**

Passing Avg/Game: 6th / 57th, 200.9 ypg  
 Total Offense: 9th / 78th, 192.0 ypg  
 Pass Efficiency: 18th / 21st, 145.3  
 Passing Yards: 45th, 2612 (NCAA only)

**TODD'S CAREER PASSING STATS**

YEAR	G/GS	CMP	ATT	PCT	YDS	INT	TD	LP/OPPONENT
2006 (TTU)	5/0	25	35	71.4	241	0	1	48/SE Louisiana
2008	7/5	86	156	55.1	903	6	5	58/LSU
2009	13/13	198	328	60.4	2612	6	22	93/Louisiana Tech
<b>Totals</b>	<b>25/23</b>	<b>309</b>	<b>519</b>	<b>59.5</b>	<b>3,756</b>	<b>12</b>	<b>28</b>	<b>93/Louisiana Tech</b>

**TODD'S CAREER GAME PASSING HIGHS**

	No.	Opponent	Date
Completions	21	Southern Miss	9/6/08
Attempts	32	LSU	9/20/08
Yards	287	Ball State	9/26/09
Touchdowns	5	Ball State	9/26/09
Interceptions	2	2x (last vs. Georgia)	11/14/09

**TODD'S GAME-BY-GAME PASSING STATS**

DATE (Texas Tech)	OPPONENT	CMP	ATT	YDS	INT	TD
8/30/06	SMU	4	5	21	0	0
9/6/06	at UTEP			DID NOT PLAY		
9/13/06	at TCU			DID NOT PLAY		
9/20/06	SE LOUISIANA	10	121	151	0	1
9/27/06	at Texas A&M			DID NOT PLAY		
10/4/06	MISSOURI	5	6	36	0	0
10/11/06	at Colorado	3	6	9	0	0
10/23/06	at Iowa State			DID NOT PLAY		
11/1/06	TEXAS			DID NOT PLAY		
11/8/06	BAYLOR	3	6	24	0	0
11/15/06	at Oklahoma			DID NOT PLAY		
11/29/06	OKLAHOMA STATE			DID NOT PLAY		
12/29/06	vs. Minnesota (Insight)			DID NOT PLAY		

DATE	OPPONENT	CMP	ATT	YDS	INT	TD
8/30/08	LOUISIANA-MONROE	9	18	70	1	1
9/6/08	* SOUTHERN MISS	21	31	248	0	0
9/13/08	* MISSISSIPPI STATE	14	26	154	0	0
9/20/08	* LSU	17	32	250	2	1
9/27/08	* TENNESSEE	14	23	93	1	1
10/4/08	* at Vanderbilt	8	16	70	1	2
10/11/08	ARKANSAS	3	10	18	1	0
10/23/08	at West Virginia			DID NOT PLAY		
11/1/08	at Ole Miss			DID NOT PLAY		
11/8/08	TENNESSEE-MARTIN			DID NOT PLAY		
11/15/08	GEORGIA			DID NOT PLAY		
11/29/08	at Alabama			DID NOT PLAY		

DATE	OPPONENT	CMP	ATT	YDS	INT	TD	TD Pass
9/5/09	* LOUISIANA TECH	17	26	255	0	2	93, 17
9/12/09	* MISSISSIPPI STATE	10	23	186	0	0	--
9/19/09	* WEST VIRGINIA	16	31	284	1	4	16, 4, 82, 17
9/26/09	* BALL STATE	19	26	287	0	5	6, 46, 65, 26, 36
10/3/09	* at Tennessee	19	32	218	0	1	11
10/10/09	* at Arkansas	15	28	133	0	0	--
10/17/09	* KENTUCKY	10	24	80	1	0	--
10/24/09	* at LSU	8	14	47	1	0	--
10/31/09	* OLE MISS	12	22	212	0	1	28
11/7/09	* FURMAN	17	18	256	0	4	6, 24, 23, 41
11/14/09	* at Georgia	20	28	238	2	2	5, 31
11/27/09	* ALABAMA	15	25	181	1	2	1, 72
1/1/10	* Northwestern (Outback)	20	31	235	0	1	46



**JAMAR TRAVIS** #74  
 6-0 · 308 · Fr. · HS DL  
 Brewton, Ala. (W.S. Neal)  
 Undecided

**2009** — Appeared in 10 games but did not record a tackle.

**HIGH SCHOOL** — High School Coach: Blaine Hathcock ... As a junior, had 60 tackles, including 20 tackles for loss and four sacks ... First Team All-State as a junior by the Alabama Sports Writers Association ... Named a PrepStar All-American ... Listed as the nation's No. 11 defensive tackle by ESPN.com/Scouts, Inc. ... Ranked 29th nationally among defensive tackles and 11th on the Alabama Postseason Top 40 by Rivals.com ... Ranked as the nation's No. 32 defensive tackle by Scout.com ... Listed as the No. 17 player from Alabama by SuperPrep ... Ranked No. 22 on the Birmingham News' Super Seniors list.

**PERSONAL** — Born Sept. 24, 1990 ... Son of Ronald and Chello Travis ... Major: Undecided.

# 2009 Auburn Football Player Bios



**TOMMY** #5  
**TROTT** TE  
 6-5 · 243 · Sr. · 3L  
 Montgomery, Ala. (Trinity Presbyterian)  
 Graduate

**CAREER** — Fifth in AU history in receptions by a TE with 45 catches and seventh in receiving yards by a TE with 474.

**2009** — *John Mackey Tight End Award watch list* ... Appeared in 13 games with 10 starts ... Totaled 11 catches for 144 yards with two touchdowns ... Started at tight end but did not record a catch in season opener vs. Louisiana Tech ... Did not record a catch before leaving with knee injury vs. Mississippi State ... Caught two passes for 20 yards with a long catch of 11 yards vs. West Virginia ... Had one catch vs. Ball State, a 6-yard TD reception in first quarter ... TD grab was first since 2006 (Tulane) ... Caught one pass for 13 yards to give AU a first down vs. Tennessee ... Recorded season-high three catches vs. Arkansas for 16 yards ... Made season-long catch of 15 yards vs. LSU, was only reception of game ... Caught one pass, a 14-yard TD grab from Kodi Burns in third quarter vs. Ole Miss ... TD gave Tigers 17-7 lead ... Had one grab, a season-long catch of 26 yards in limited time vs. Furman ... Had one catch for career-best 34 yards vs. Georgia ... Played but did not have a catch vs. Alabama or Northwestern in Outback Bowl.

**2008** — Started 11 games before missing final game due to injury ... Finished tied for third-most receptions on team with 20 ... Finished with fifth-most receiving yardage on team with 201 ... Averaged 10.7 yards per catch for season ... Started at tight end in season opener vs. Louisiana-Monroe but did not have a reception vs. Warhawks ... Hauled in three passes for 44 yards vs. Southern Miss ... Tied career-high with three catches (19 yards) vs. Tennessee ... Had one catch for 8 yards vs. Vanderbilt ... Caught a pair of passes for 31 yards, including a long of 33 yards vs. Arkansas ... The 33-yard reception was a career long ... Led team with 34 yards receiving and four catches vs. West Virginia ... His four catches were a career-best ... Matched career-high with four catches against Ole Miss for 26 yards ... Tied for team high with three catches vs. UT Martin ... Three grabs went for 39 yards vs. Skyhawks ... Has 13 catches for 130 yards in the last four games (Arkansas, West Virginia, Ole Miss, UT Martin) ... Missed Alabama due to injury suffered in first half of Georgia game.

**SPRING 2008** — Presented the Eddie Welch Attitude and Effort Award on offense by the coaching staff ... Received Most Improved Grade Point Average Award.

**2007** — Appeared in every game with two starts ... Four grabs for 35 yards ... Had one catch for 6 yards against Kansas State ... Also had a fumble recovery during go-ahead possession in the fourth quarter to keep drive alive ... Broke a four-game catchless streak with a 16-yard grab against Vanderbilt ... Returned one kickoff for 13 yards vs. Alabama ... Had one catch for four yards vs. Clemson in the Chick-fil-A Bowl.

**2006** — *The Sporting News SEC All-Freshman Team* ... *The Sporting News Freshman All-America Honorable Mention* ... Caught 10 passes for 94 yards and two touchdowns ... Finished with two receptions for 21 yards against Ole Miss ... Caught a 27-yard touchdown pass at the 14:51 mark of the second quarter against Tulane ... Started and caught three passes for 31 yards and a touchdown against South Carolina ... Connected with Brandon Cox for his first career touchdown reception, a 9-yarder, in the second quarter against the Gamecocks ... Caught his first career pass against LSU, a 2-yarder.

**2005** — Redshirted ... Played against South Carolina and Ball State.

**HIGH SCHOOL** — High School Coach: Randy Ragsdale ... Racked up 1,125 yards and 14 touchdowns in 2004 ... Led his team to a 12-1 record and to the quarter-finals of the playoffs ... Also made 68 tackles and eight sacks at defensive end his senior year ... Caught 57 passes for 1,153 yards and 17 touchdowns as a junior year while leading his team to a state title ... U.S. Army All-American Bowl Nominee ... Alabama High School Athletic Association's 4-A Back of the Year ... Lemming All-American Team ... Lemming All-Southeast Team ... *SuperPrep* All-America 279 ... *SuperPrep* Dixie Team ... *PrepStar* All-American ... ESPN.com's Top 25 Class of 2005 Tight Ends ... Lemming's Top 100 ... Alabama's Gatorade Player of the Year ... Named to the All-Southern Football Team by the *Orlando Sentinel* ... *Mobile Register* Super Southeast 120 ... *Montgomery Advertiser* All-State football team and Class 4A Player of the Year ... 2004 *Tampa Tribune* Best of the South team ... *Birmingham News* Super Seniors ... Alabama

Sports Writers Association's Super 12 ... The South Insiders Hot 100 ... Scout.com Alabama Top 30 ... Scout.com top 5 tight ends and defensive ends ... Rivals.com Top 10 Tight Ends ... Rivals.com Alabama Top 25 ... Played pitcher on the baseball team and averaged 15 points a game in basketball.

**PERSONAL** — Born Sept. 17, 1986 ... Son of Debbie and Marvin Trott ... Father, Marvin lettered at center for the Tigers from 1975-77 ... Graduated in December 2008 with a degree in Public Administration.

## TROTT'S CAREER RECEIVING STATS

YEAR	G/GS	NO	YDS	AVG	TD	LP/OPPONENT
2005	2/0	0	0	0.0	0	-
2006	13/9	10	94	9.4	2	27/Tulane
2007	13/2	4	35	8.8	0	16/Vanderbilt
2008	11/11	20	201	10.1	0	33/Arkansas
2009	13/10	11	144	13.1	2	34/Georgia
<b>Totals</b>	<b>52/32</b>	<b>45</b>	<b>474</b>	<b>10.5</b>	<b>4</b>	<b>34/Georgia</b>

## TROTT'S CAREER GAME HIGH STATS

	No.	Opponent	Date
Receptions	4	2x (last vs. Ole Miss)	11/1/08
Rec. Yards	44	Southern Miss	9/6/08
Rec. TDs	1	4x (last vs. Ole Miss)	10/31/09

## TROTT'S GAME-BY-GAME STATS

DATE	OPPONENT	REC	YDS	AVG	TD	TD REC
9/2/06	WASHINGTON STATE	0	0	0.0	0	--
9/9/06	at Mississippi State	0	0	0.0	0	--
9/16/06	LSU	1	2	2.0	0	--
9/23/06	* BUFFALO	0	0	0.0	0	--
9/28/06	* at South Carolina	3	31	10.3	1	9
10/7/06	* ARKANSAS	2	-1	-2.0	0	--
10/14/06	* FLORIDA	1	14	14.0	0	--
10/21/06	* TULANE	1	27	27.0	1	27
10/28/06	* at Ole Miss	2	21	10.5	0	--
11/4/06	* ARKANSAS STATE	0	0	0.0	0	--
11/11/06	* GEORGIA	0	0	0.0	0	--
11/18/06	* at Alabama	0	0	0.0	0	--
11/1/07	* vs. Nebraska (Cotton)	0	0	0.0	0	--

DATE	OPPONENT	REC	YDS	AVG	TD	TD REC
9/1/07	* KANSAS STATE	1	8	8.0	0	--
9/8/07	SOUTH FLORIDA	0	0	0.0	0	--
9/15/07	MISSISSIPPI STATE	0	0	0.0	0	--
9/22/07	NEW MEXICO STATE	0	0	0.0	0	--
9/29/07	at Florida	0	0	0.0	0	--
10/6/07	VANDERBILT	1	16	16.0	0	--
10/13/07	at Arkansas	0	0	0.0	0	--
10/20/07	at LSU	0	0	0.0	0	--
10/27/07	* OLE MISS	0	0	0.0	0	--
11/3/07	TENNESSEE TECH	1	9	9.0	0	--
11/10/07	at Georgia	0	0	0.0	0	--
11/24/07	ALABAMA	0	0	0.0	0	--
12/31/07	vs. Clemson (Chick-fil-A)	1	4	4.0	0	--

DATE	OPPONENT	REC	YDS	AVG	TD	TD REC
8/30/08	* LOUISIANA-MONROE	0	0	0.0	0	--
9/6/08	* SOUTHERN MISS	3	44	14.7	0	--
9/13/08	* MISSISSIPPI STATE	0	0	0.0	0	--
9/20/08	* LSU	0	0	0.0	0	--
9/27/08	* TENNESSEE	3	19	6.3	0	--
10/4/08	* at Vanderbilt	1	8	8.0	0	--
10/11/08	* ARKANSAS	2	31	15.5	0	--
10/23/08	* at West Virginia	4	34	8.5	0	--
11/1/08	* at Ole Miss	4	26	6.5	0	--
11/8/08	* TENNESSEE-MARTIN	3	39	13.0	0	--
11/15/08	* GEORGIA	0	0	0.0	0	--
11/29/08	at Alabama				DID NOT PLAY	

# 2009 Auburn Football Player Bios

DATE	OPPONENT	REC	YDS	AVG	TD	TD REC
9/5/09	* LOUISIANA TECH	0	0	0.0	0	--
9/12/09	* MISSISSIPPI STATE	0	0	0.0	0	--
9/19/09	* WEST VIRGINIA	2	20	10.0	0	--
9/26/09	BALL STATE	1	6	6.0	1	6
10/3/09	* at Tennessee	1	13	13.0	0	--
10/10/09	* at Arkansas	3	16	5.3	0	--
10/17/09	* KENTUCKY	0	0	0.0	0	--
10/24/09	* at LSU	1	15	15.0	0	--
10/31/09	* OLE MISS	1	14	14.0	1	14
11/7/09	* FURMAN	1	26	26.0	0	--
11/14/09	at Georgia	1	34	34.0	0	--
11/27/09	ALABAMA	0	0	0.0	0	--
1/1/10	* Northwestern (Outback)	0	0	0.0	0	--



**BARRETT TROTTER** #14  
**QB**  
 6-2 · 203 · RFr. · RS  
 Birmingham, Ala. (Briarwood Christian)  
 Liberal Arts

**2009** — Did not play due to injury.

**2008** — Redshirted.

**HIGH SCHOOL** — High School Coach: Fred Yancey ... Threw for 7,968 passing yards, 88 touchdowns and 23 interceptions during career ... Both marks are school records and his 88 touchdown passes are third all-time in Alabama State High School history ... Completed 63 percent of passes during career ... Led Briarwood to 2007 state semi-finals by completing 228-of-361 passes for 3,469 yards and 47 touchdowns with eight interceptions ... Also rushed for 610 yards on 104 attempts and six touchdowns as a senior ... Named ASWA Super 12 and All-State 6A first-team quarterback as a senior ... As a senior also named *Birmingham News* Metro Player of the Year, ScoutSouth.com Star of Alabama, Mr. Football 5A Back of the Year, and finalist for Mr. Football ... Played in Alabama-Mississippi All-Star game as a senior ... In 11 contests as a junior, completed 188-of-315 passes for 2,414 yards and 22 touchdowns, while rushing for 489 yards on 99 attempts with seven touchdowns ... *Birmingham News* All-Metro Team Athlete as a junior ... Passed for 2,074 yards and 19 touchdowns on 178-of-287 passing as a sophomore ... No. 46 ranked quarterback nationally by Scout.com.

**PERSONAL** — Born Feb.10, 1989 ... Son of Rick and Lynn Trotter ... Major: Liberal Arts.



**DEMOND WASHINGTON** #32  
**DB**  
 5-9 · 185 · Jr. · JC  
 Tallassee, Ala. (Mississippi Gulf Coast CC)  
 Undecided

**2009** — SEC Special Teams Player of the Week (11/16) ... Ranked 1st in the SEC/6th in NCAA in KO return yards, averaging 31.1 ypr ... Set AU record for KO return average in a season, 31.1 ypr ... Appeared in 13 games with four starts ... Totaled 536 return yards including 497 kickoff return and 39 punt return yards ... Finished with 36 tackles, a sack and four passes defended ... Had one QB hurry and registered two tackles vs. Louisiana Tech ... Recorded two assisted tackles with one QB hurry in SEC opener vs. Mississippi State ... Notched first career sack, for minus 12 yards, to go with five total tackles and one QB hurry vs. West Virginia ... Broke up one pass and totaled two tackles against Ball State ... Had four tackles, two solo, in win over Tennessee ... Registered one QB hurry and two tackles vs. Arkansas ... Broke up a pass and had two solo tackles vs. Kentucky ... Against LSU, broke up a pass and totaled a pair of solo tackles ... Had one tackle vs. Ole Miss ... Against Furman, made first career start and had three solo tackles in limited playing time ... Played defense

and returned punts and kickoffs vs. Georgia ... Returned kickoff 99 yards for TD vs. UGA to tie game at 24-24 in third quarter ... The 99-yard return was the sixth-longest in AU history ... For the the game, totaled 229 return yards, 202 kickoff and 27 punt, which set an AU record ... The 202 kickoff return yards also set AU record ... The 202 kickoff return yards and 229 return yards were both the fourth most in Southeastern Conference single-game history ... Averaged 40.4 yards per kickoff return which is the second-best in SEC history for a single game (min. 4 returns) ... Also totaled four tackles vs. Bulldogs ... Against Alabama, returned four kickoffs for 99 yards, with long of 35 yards, and totaled three tackles with a pair of solo stops ... Against Northwestern in Outback Bowl, racked up 111 yards on four kickoff returns (27.8 ypr) and totaled four tackles, all solo stops ... Also broke up one pass.

**JUNIOR COLLEGE** — Junior College Coach: Steve Campbell ... In 12 games during his freshman season at Gulf Coast, rushed for 1,182 yards and 12 touchdowns on just 172 carries, and returned two punts for touchdowns ... Helped lead team to the National Championship ... Played defense as a sophomore and had 55 tackles and three interceptions, returning them all for touchdowns, while also returning four punts for scores ... Ranked as the third-best junior college prospect by SuperPrep ... Ranked No. 91 on the Rivals.com junior college top 100.

**HIGH SCHOOL** — High School Coach: Phil Lindsey ... Had an injury-plagued senior season, but as a junior, scored 27 touchdowns ... Named to the 2005 Class 4A all-state first team as an athlete by the Alabama Sports Writers Association.

**PERSONAL** — Born Sept. 30, 1987 ... Son of Cynthia McCantz ... Major: Undecided.

## WASHINGTON'S CAREER DEFENSIVE STATS

YEAR	G/GS	TT	UT	AT	TFL-YDS	QBS-YDS	FF/FR	PD	IYDS
2009	13/4	36	22	14	1.0-12	1.0-12	0/0	4	0/0

## WASHINGTON'S GAME-BY-GAME RETURN YARDS

DATE	OPPONENT	KO	Punt	Total	TD-YDS
9/5/09	LOUISIANA TECH	0	0	0	0-0
9/12/09	MISSISSIPPI STATE	0	7	7	0-0
9/19/09	WEST VIRGINIA	0	0	0	0-0
9/26/09	BALL STATE	0	0	0	0-0
10/3/09	at Tennessee	0	0	0	0-0
10/10/09	at Arkansas	0	0	0	0-0
10/17/09	KENTUCKY	0	0	0	0-0
10/24/09	at LSU	1-28	0	28	0-0
10/31/09	OLE MISS	2-57	0	57	0-0
11/7/09	* FURMAN	0	0	0	0-0
11/14/09	* at Georgia	5-202	1-27	229	1-99
11/27/09	* ALABAMA	4-99	5	104	0-0
1/1/10	* Northwestern (Outback)	4-111	0	111	0-0

## WASHINGTON'S GAME-BY-GAME DEFENSIVE STATS

DATE	OPPONENT	TT	UT	AT	PD	INT-YDS
9/5/09	LOUISIANA TECH	2	1	1	0	0-0
9/12/09	MISSISSIPPI STATE	2	0	2	0	0-0
9/19/09	WEST VIRGINIA	5	3	2	0	0-0
9/26/09	BALL STATE	2	2	0	1	0-0
10/3/09	at Tennessee	4	2	2	0	0-0
10/10/09	at Arkansas	2	0	2	0	0-0
10/17/09	KENTUCKY	2	2	0	1	0-0
10/24/09	at LSU	2	2	0	1	0-0
10/31/09	OLE MISS	1	0	1	0	0-0
11/7/09	* FURMAN	3	3	0	0	0-0
11/14/09	* at Georgia	4	1	3	0	0-0
11/27/09	* ALABAMA	3	2	1	0	0-0
1/1/10	* Northwestern (Outback)	4	4	0	1	0-0

## 2009 Auburn Football Player Bios



**DEREK** #87  
**WINTER** WR  
 6-0 · 200 · So. · 1L  
 Tampa, Fla. (Plant Senior)  
 Accounting

**2009** — Appeared in 13 games, mainly on special teams ... Had one catch for 16 yards vs. Furman.

**2008** — Saw playing time in eight games, hauling in four catches for 27 yards ... Had first career reception vs. Arkansas and caught two for the game for 18 yards ... Caught one pass for 4 yards vs. West Virginia ... Hauled in a 5-yard catch vs. Alabama.

**HIGH SCHOOL** — Caught 192 passes during his high school career for almost 4,000 yards and 44 touchdowns ... Finished his senior season with 75 catches for over 1,668 yards and 18 touchdowns ... Named to the Class 4A All-State First Team by the Florida Sports Writers Association ... Totaled a Hillsborough County record 90 catches for 1,280 yards and 20 touchdowns as a junior ... Helped lead team to the 2006 Class 4A state championship ... Set a state record by catching 13 passes in the title game ... Had 30 catches as a sophomore ... Ranked as the No. 70 prospect in the state of Florida by the *Orlando Sentinel*.

**PERSONAL** — Born Oct. 20, 1989 ... Son of Dave and Trina Winter ... Major: Accounting.



**JAY** #82  
**WISNER** WR  
 6-2 · 194 · Jr. · TR  
 Bozeman, Mont. (Saddleback JC)  
 Undecided

**2009** — Appeared in 13 games with two starts ... Totaled three catches for 56 yards ... Hauled in a 24-yard pass from Chris Todd against Mississippi State ... Made one 16-yard catch vs. West Virginia ... Started and had a 16-yard catch in victory at Tennessee ... Saw playing time but did not have a catch in final eight games of the season.

**JUNIOR COLLEGE** — Junior College Coach: Mark McElroy ... Caught 18 passes for 104 yards as a freshman at Saddleback JC ... Hauled in 10 passes for 144 yards as a sophomore and helped lead Saddleback to No. 15 national ranking.

**HIGH SCHOOL** — High School Coach: Troy Purcell.

**PERSONAL** — Born Oct. 1, 1988 ... Son of Laurie Wisner ... Major: Undecided.

### WISNER'S CAREER RECEIVING STATS

YEAR	G/GS	NO	YDS	AVG	TD	LP/OPPONENT
2009	13/2	3	56	18.7	0	24/Mississippi State

### WISNER'S GAME-BY-GAME RECEIVING STATS

DATE	OPPONENT	REC	YDS	AVG	TD	TD REC
9/5/09	LOUISIANA TECH	0	0	0.0	0	--
9/12/09	MISSISSIPPI STATE	1	24	24.0	0	--
9/19/09	WEST VIRGINIA	1	16	16.0	0	--
9/26/09	* BALL STATE	0	0	0.0	0	--
10/3/09	* at Tennessee	1	16	16.0	0	--
10/10/09	at Arkansas	0	0	0.0	0	--
10/17/09	KENTUCKY	0	0	0.0	0	--
10/24/09	at LSU	0	0	0.0	0	--
10/31/09	OLE MISS	0	0	0.0	0	--
11/7/09	FURMAN	0	0	0.0	0	--
11/14/09	at Georgia	0	0	0.0	0	--
11/27/09	ALABAMA	0	0	0.0	0	--
1/1/10	Northwestern (Outback)	0	0	0.0	0	--



**BAILEY** #48  
**WOODS** TE  
 6-5 · 237 · So. · SQ  
 Marietta, Ga. (Walton)  
 Public Administration

**2009** — Appeared in 11 games, mainly on special teams.

**2008** — Did not play.

**2007** — Redshirted

**HIGH SCHOOL** — High School Coach: Ed Dudley ... Recorded 12 pancake blocks in his senior season ... Selected to play in the Offense-Defense All-American Bowl in January 2007 ... Named All-Region Honorable Mention ... Named a *PrepStar* All-American and the No. 5 tight end on the *PrepStar* 100 ... Ranked No. 13 nationally at tight end by Rivals.com ... Ranked 16th in the 2007 Georgia Top 50 ... Ranked No. 33 nationally at tight end by Espn.com. ... No. 74 on the *Mobile Press-Register's* Super Southeast 120 ... Played basketball and ran track in high school.

**PERSONAL** — Born December 4, 1988 ... Son of Terri and Jim Woods ... Major: Public Administration.



**TERRELL** #81  
**ZACHERY** WR  
 6-1 · 203 · Jr. · 1L  
 Wadley, Ala. (Wadley)  
 Public Administration

**2009** — Appeared in 13 games with seven starts ... Totaled 477 yards receiving on 26 catches with five touchdowns ... Averaged 49.2 yards per TD catch ... Caught at least one pass in 12 of 13 games ... Earned first career start in season opener vs. Louisiana Tech ... Hauled in 93-yard TD pass from QB Chris Todd that set AU record for longest offensive play in school history ... Finished with three catches for 98 yards vs. Tech ... Hauled in two passes for 41 yards, with a long reception of 33 yards, in victory over Mississippi State ... Caught one pass for 15 yards and returned three kickoffs for 49 yards vs. West Virginia ... Set career-high with 122 receiving yards, five receptions and a pair of TD's in victory over Ball State ... Had TD catches of 46 and 65 yards ... Caught two passes for 28 yards including 11-yard TD grab in win over Tennessee ... Had long catch of 17 yards vs. UT ... Against Arkansas, totaled 101 all-purpose yards with 25 yards receiving, 60 yards rushing and 16 yards on kick returns ... The 60-yard rush was to 2-yard line and set up AU touchdown ... Led Tigers with four catches against Kentucky, totaling 24 yards ... Held to just one catch for 1 yard vs. LSU ... Made two catches for team-high 83 yards vs. Ole Miss ... Catches went for 42 and 41 yards ... Played, but did not have a catch vs. Furman ... Hauled in a 31-yard TD catch in first quarter vs. Georgia for only grab of game ... Against Alabama, scored on a 67-yard reverse to give AU a 7-0 first-quarter lead ... Rush was longest of career ... Also caught one pass vs. Crimson Tide ... Against Northwestern in Outback Bowl, caught two passes for 11 yards and had one rush for 50 yards.

**2008** — Played in all 12 games, catching two passes for 24 yards ... Saw playing time vs. Louisiana-Monroe in opener, but did not have a reception ... Had one catch for 17 yards vs. Southern Miss ... Had a 7-yard catch vs. Arkansas.

**SPRING 2008** — Named the Most Improved Skill Player by the coaching staff following spring drills.

**2007** — Appeared in one game, seeing time against Clemson in the Chick-fil-A Bowl .. Did not have a catch.

**2006** — Redshirted.

**HIGH SCHOOL** — High School Coach: Randy Sparks ... Set an Alabama high school record for career receiving yards with 4,672 on 190 catches with 53 touchdowns ... Totaled 1,477 yards receiving on 66 catches and 17 touchdowns as a senior ... Had 1,410 yards receiving and 18 scores on 53 catches as a junior ... Also added 422 yards

# 2009 Auburn Football Player Bios

rushing with eight touchdowns and 650 return yards with five scores as a junior, giving him 2,482 all-purpose yards and 31 touchdowns ... Played running back, wide receiver and defensive back at Wadley ... Had a 91-yard touchdown reception and a 70-yard interception return for a score in a second-round playoff game against Addison during his junior season ... Named to the Alabama Sports Writers Association Super 12 team and first team Class 1A all-state as a senior ... Selected as a "Super Senior" by the *Birmingham News* (No. 12) ... Named to the *Orlando Sentinel's* 2005 All-Southern team ... First-team all-state and all-area Player of the Year as a junior ... Ranked No. 20 nationally among wide receivers by *PrepStar* ... Ranked No. 21 nationally among wide receivers and the No. 12 player in the state of Alabama by Rivals.com ... Ranked 10th in the Rivals Preseason Alabama Top 40 ... Rivals.com Rivals250 ... Ranked No. 29 in collegefootballnews.com's Top 45 Wide Receivers list ... Ranked 51st nationally at the wide receiver position by ESPN.com ... Ranked as the No. 170 overall player in the country and No. 47 in the Southeast by *Tom Lemming's Prep Football Report* ... Rated No. 11 on the *Birmingham News* Super Senior 2006 ... Ranked 52nd on the *Mobile Register's* Super Southeast 120 list of prospects.

**PERSONAL** — Born Aug. 2, 1987 ... Son of Tommy Staples and Nan Zachery ... Major: Public Administration.

## ZACHERY'S CAREER RECEIVING STATS

YEAR	G/GS	NO	YDS	AVG	TD	LP/OPPONENT
2007	1/0	0	0	0.0	0	NA
2008	12/0	2	24	12.0	0	17/Southern Miss
2009	13/7	26	477	18.3	5	93/Louisiana Tech
<b>Totals</b>	<b>26/7</b>	<b>28</b>	<b>501</b>	<b>17.9</b>	<b>5</b>	<b>93/Louisiana Tech</b>

## ZACHERY'S GAME-BY-GAME RECEIVING STATS

DATE	OPPONENT	REC	YDS	AVG	TD	TD REC
8/30/08	LOUISIANA-MONROE	0	0	0.0	0	--
9/6/08	SOUTHERN MISS	1	17	17.0	0	--
9/13/08	MISSISSIPPI STATE	0	0	0.0	0	--
9/20/08	LSU	0	0	0.0	0	--
9/27/08	TENNESSEE	0	0	0.0	0	--
10/4/08	at Vanderbilt	0	0	0.0	0	--
10/11/08	ARKANSAS	1	7	7.0	0	--
10/23/08	at West Virginia	0	0	0.0	0	--
11/1/08	at Ole Miss	0	0	0.0	0	--
11/8/08	TENNESSEE-MARTIN	0	0	0.0	0	--
11/15/08	GEORGIA	0	0	0.0	0	--
11/29/08	at Alabama	0	0	0.0	0	--

DATE	OPPONENT	REC	YDS	AVG	TD	TD REC
9/5/09	* LOUISIANA TECH	3	98	32.7	1	93
9/12/09	MISSISSIPPI STATE	2	41	20.5	0	--
9/19/09	* WEST VIRGINIA	1	15	15.0	0	--
9/26/09	* BALL STATE	5	122	24.4	2	46, 65
10/3/09	* at Tennessee	2	28	14.0	1	11
10/10/09	at Arkansas	2	25	12.5	0	--
10/17/09	* KENTUCKY	4	24	8.0	0	--
10/24/09	* at LSU	1	1	1.0	0	--
10/31/09	OLE MISS	2	83	41.5	0	--
11/7/09	FURMAN	0	0	0.0	0	--
11/14/09	at Georgia	1	31	31.0	1	31
11/27/09	* ALABAMA	1	-2	0.0	0	--
1/1/10	* Northwestern (Outback)	2	11	5.5	0	--



**LEE**

**#73**

**ZIEMBA**

**OL**

6-8 · 308 · Jr. · 2L

Rogers, Ark. (Rogers)

History

**CAREER** — Has started every game since 2007, a streak of 38 consecutive starts.

**2009** — *Coaches' Second-Team All-SEC ... Associated Press Honorable Mention All-SEC ... Phil Steele's Second-Team Midseason All-SEC* ... Started all 13 games ... Had 67 knockdown blocks, second most on team ... Part of line that allowed 21 sacks in 364 pass attempts this season ... Started at tackle in season opener vs. Louisiana Tech and recorded eight knockdown blocks ... Did not allow a sack on 27 pass attempts vs. Tech ... Against Mississippi State, did not allow a sack in 24 pass attempts and had a team-high 9.5 knockdown blocks ... Led offensive line with nine knockdown blocks vs. West Virginia ... Played every offensive snap vs. Mountaineers ... Had a pair of knockdown blocks vs. Ball State ... Finished with second-most knockdown blocks vs. Tennessee with seven ... Recorded second-most knockdown blocks vs. Arkansas, totaling 8.5 ... Against Kentucky, had five knockdown blocks and helped Tigers rush for 220 yards ... Finished with six knockdown blocks vs. LSU ... Totaled a team-best seven knockdown blocks vs. Ole Miss ... Playing just the first half vs. Furman, had five knockdown blocks ... Against Georgia, recorded first career reception for a loss of 3 yards ... Part of o-line that helped Tigers to 332 yards total offense and 21 points vs. Alabama ... Helped paved way to 420 yards total offense vs. Northwestern in Outback Bowl.

**2008** — *Second Team Preseason Media All-SEC ... Second Team Preseason Coaches' All-SEC ... Phil Steele's Preseason Second Team All-SEC* ... Started all 12 games ... Had season-high grade of 92 percent vs. Southern Miss ... Finished with 47 cockroach blocks, 19 pancake blocks and 72 rodeo blocks ... Started at left tackle in season opener vs. Louisiana-Monroe, grading at 91 percent on 61 plays ... Played 74 snaps vs. Southern Miss, grading at 92 percent ... Had nine cockroach blocks, three pancake blocks and 12 rodeo blocks vs. Southern Miss ... Graded 83 percent overall on 77 snaps vs. Mississippi State ... Had 12 rodeo blocks, five cockroach blocks and six pancake blocks vs. MSU ... Graded at 75 percent overall on 71 snaps vs. LSU with nine rodeo, two cockroach and half a pancake blocks ... On 72 snaps vs. Tennessee, graded at 79 percent overall with 12 rodeo blocks and one pancake block ... Graded out at 80 percent on 65 snaps vs. Vanderbilt ... On 62 snaps, graded at 87 percent with two rodeo, two pancake and three cockroach blocks vs. Arkansas ... Posted an 87 percent grade on 71 snaps vs. Ole Miss ... Had seven cockroach and three rodeo blocks vs. Rebels ... Graded at 91 percent overall on 65 snaps vs. UT Martin, with six rodeo, seven cockroach and two pancake blocks ... Against Georgia, played 71 snaps and graded at 86 percent overall with five rodeo, two cockroach and one pancake block.

**2007** — *Collegefootballnews.com's Freshman All-America First Team ... Coaches' All-SEC Freshman Team ... First-Team Freshman All-American by Scout.com and Rivals.com First Team Freshman All-American ... Sporting News SEC All-Freshman Team and Sporting News First Team Freshman All-America Team* ... Started all 13 games on offensive line ... First true freshman at Auburn to start season opener since WR's Ben Obomanu and Devin Aromoshodu in 2002 ... Only third true freshman during Tuberville era to start in season opener ... In a team-high 73 snaps, graded out at 73 percent including 82 percent on assignments against Kansas State ... Also led offensive line with 74 plays against South Florida, earning an overall grade of 86 percent, including 93 percent on assignments ... Graded out at 79 percent overall while playing all 70 snaps against Mississippi State ... Had an 89 percent mark on assignments against the Bulldogs ... 64 plays against New Mexico State, recording a 91 percent overall grade, which was second highest among AU linemen, and posted a 98 percent on assignments ... In 69 plays against No. 4 Florida, tied for team high in overall grade at 86 percent and tied for second on OL with a 96 percent on assignments ... Team-high 60 snaps versus Vanderbilt ... Posted a 81 percent overall grade and a 93 percent on assignments against the Commodores ... Overall grade of 91 percent on 81 snaps at Arkansas ... At LSU, had an 84 percent overall grade ... Played 79 snaps vs. Ole Miss, grading out at 86 percent ... Graded at 87 percent overall on just 25 snaps vs. Tennessee Tech ... Registered a 90 percent overall grade on 65 snaps vs. Alabama.

**HIGH SCHOOL** — High School Coach: Ronnie Peacock ... Registered 31 pancake blocks, 43 knockdown blocks and was in on 11 tackles and 1.5 sacks playing defense in

## 2009 Auburn Football Player Bios

---

goal line situations as a senior ... Had 27 pancake blocks, 25 knockdowns, 21 champion blocks and 13 deuce blocks his junior season ... Member of the *USA Today* All-American team ... Gatorade Arkansas Football Player of the Year ... Named *Orlando Sentinel* Arkansas Player of the Year ... Ranked No. 1 in the Arkansas Top 15 by Rivals.com ... Ranked 34th nationally in the Rivals100 ... Slated No. 4 nationally at offensive tackle by Rivals.com ... Ranked No. 4 nationally by Espn.com ... Named 7A All-State and 7A Player of the Year by the Arkansas High School Athletic Association ... Named to the *Atlanta Journal-Constitution* Super Southern 100 ... Named to the *Parade Magazine* All-America team ... Named a Scout All-American and ranked No. 31 in the Scout National Hot 100 ... Selected to play in the Max Emfinger All-American Bowl Game Classic following his senior season ... Named to the *Arkansas Democrat-Gazette* Super Sophomore team in 2004 ... Named All-State in 2005 by *Arkansas Democrat-Gazette* and AHSAA ... Led his team to the 7A state championship game ... Selected 2006 Arkansas Gatorade Player of the Year ... Named *Northwest Arkansas Morning News* Co-Player of the Year.

**PERSONAL** — Born March 29, 1989 ... Son of Mike and Dawn Ziemba, both of whom attended Auburn ... Major: History.



# Auburn Career Statistics

## Passing

	G	Att-Cmp-Int	Yds	TD	Lg	Pct	Avg/P	Avg/G	Effc
Chris Todd **	20	484-284-12	3515	27	93	58.7	7.3	175.8	133.1
Kodi Burns	32	220-109-10	1270	6	58	49.5	5.8	39.7	97.9
Neil Caudle	8	28-19-2	202	1	22	67.9	7.2	25.2	126.0

## Rushing

	G	Att	Yds	TD	Lg	Avg/C	Avg/G
Ben Tate **	47	678	3321	24	60	4.9	70.7
Mario Fannin	41	172	971	6	67	5.6	23.7
Kodi Burns	32	208	789	13	58	3.8	24.7
Onterio McCalebb	11	105	565	4	62	5.4	51.4
Terrell Zachery	26	9	214	1	67	23.8	8.2
Eric Smith	23	41	182	1	19	4.4	7.9
Anthony Gulley	11	5	77	2	50	15.4	7.0
Neil Caudle	8	4	65	1	52	16.2	8.1
Travante Stallworth	10	4	48	0	16	12.0	4.8
Tim Hawthorne	35	1	3	0	3	3.0	0.1
Davis Hooper	3	3	1	0	2	0.3	0.3
Chris Todd **	20	77	-179	0	16	-2.3	-8.9

## Receiving

Name	G	Rec	Yds	TD	Long	Rec/G	Yds/C	Yds/G
Mario Fannin	41	80	812	7	82	2.0	10.1	19.8
Darvin Adams	23	63	1015	10	72	2.7	16.1	44.1
Ben Tate **	47	53	336	0	27	1.1	6.3	7.1
Tommy Trott **	52	45	474	4	34	0.9	10.5	9.1
Gabe McKenzie **	51	29	287	3	25	0.6	9.9	5.6
Terrell Zachery	26	28	501	5	93	1.1	17.9	19.3
Eric Smith	23	20	229	1	37	0.9	11.4	10.0
Tim Hawthorne	35	13	253	0	58	0.4	19.5	7.2
Emory Blake	11	9	66	0	16	0.8	7.3	6.0
Quindarius Carr	25	8	141	1	46	0.3	17.6	5.6
DeAngelo Benton	12	6	88	0	26	0.5	14.7	7.3
Onterio McCalebb	11	6	58	0	24	0.5	9.7	5.3
Philip Lutzenkirchen	13	5	66	2	21	0.4	13.2	5.1
Kodi Burns	32	5	46	1	23	0.2	9.2	1.4
Derek Winter	21	5	43	0	16	0.2	8.6	2.0
Jay Wisner	13	3	56	0	24	0.2	18.7	4.3
Travante Stallworth	10	2	21	0	16	0.2	10.5	2.1
John Douglas	15	1	3	0	3	0.1	3.0	0.2
Lee Ziemba	38	1	-3	0	0	0.0	-3.0	-0.1

## Total Offense

	G	Rush	Pass	Total	Avg/G
Chris Todd **	20	-179	3515	3336	166.8
Ben Tate **	47	3321	0	3321	70.7
Kodi Burns	32	789	1270	2059	64.3
Mario Fannin	41	971	0	971	23.7
Onterio McCalebb	11	565	0	565	51.4
Neil Caudle	8	65	202	267	33.4
Terrell Zachery	26	214	0	214	8.2
Eric Smith	23	182	0	182	7.9
Anthony Gulley	11	77	0	77	7.0
Travante Stallworth	10	48	0	48	4.8
Tim Hawthorne	35	3	0	3	0.1
Davis Hooper	3	1	0	1	0.3

## All Purpose

	G	Rush	Rec	PR	KR	IR	Total	Avg/G
Ben Tate **	47	3321	336	0	186	0	3843	81.8
Mario Fannin	41	971	812	-5	944	0	2722	66.4
Darvin Adams	23	0	1015	0	0	0	1015	44.1
Onterio McCalebb	11	565	58	0	272	0	895	81.4
Kodi Burns	32	789	46	0	0	0	835	26.1
Terrell Zachery	26	214	501	0	65	0	780	30.0
Demond Washington	13	0	0	39	497	0	536	41.2
Tommy Trott **	52	0	474	0	35	0	509	9.8
Eric Smith	23	182	229	0	17	0	428	18.6
Gabe McKenzie **	51	0	287	0	11	24	322	6.3
Walt McFadden **	49	0	0	0	0	265	265	5.4
Tim Hawthorne	35	3	253	0	0	0	256	7.3
Philip Pierre-Louis	7	0	0	49	140	0	189	27.0
Quindarius Carr	25	0	141	0	0	0	141	5.6
Anthony Gulley	11	77	0	24	24	0	125	11.4
Neiko Thorpe	24	0	0	0	0	123	123	5.1
DeAngelo Benton	12	0	88	0	0	0	88	7.3
Travante Stallworth	10	48	21	0	0	0	69	6.9
Emory Blake	11	0	66	0	0	0	66	6.0
Philip Lutzenkirchen	13	0	66	0	0	0	66	5.1
Neil Caudle	8	65	0	0	0	0	65	8.1
Jay Wisner	13	0	56	0	0	0	56	4.3
Derek Winter	21	0	43	0	0	0	43	2.0
Josh Byrnes	29	0	0	0	0	38	38	1.3
Jake Ricks **	44	0	0	0	0	21	21	0.5
Antonio Coleman **	50	0	0	0	0	20	20	0.4
Craig Stevens	38	0	0	0	0	15	15	0.4
John Douglas	15	0	3	0	0	0	3	0.2
Dee Ford	13	0	0	0	0	3	3	0.2
T'Sharvan Bell	13	0	0	0	0	3	3	0.2
Davis Hooper	3	1	0	0	0	0	1	0.3
Lee Ziemba	38	0	-3	0	0	0	-3	-0.1
Chris Todd **	20	-179	0	0	0	0	-179	-8.9

## Kick Returns

	G	No.	Yds	TD	Lg	Avg/R	Avg/G
Mario Fannin	41	44	944	0	69	21.5	23.0
Demond Washington	13	16	497	1	99	31.1	38.2
Onterio McCalebb	11	11	272	0	52	24.7	24.7
Ben Tate **	47	8	186	0	36	23.2	4.0
Philip Pierre-Louis	7	8	140	0	34	17.5	20.0
Terrell Zachery	26	4	65	0	19	16.2	2.5
Tommy Trott **	52	4	35	0	13	8.8	0.7
Eric Smith	23	2	17	0	14	8.5	0.7
Gabe McKenzie **	51	2	11	0	6	5.5	0.2
Anthony Gulley	11	1	24	0	24	24.0	2.2

## Punt Returns

	G	No.	Yds	TD	Lg	Avg/R	Avg/G
Philip Pierre-Louis	7	11	49	0	16	4.5	7.0
Demond Washington	13	7	39	0	19	5.6	3.0
Anthony Gulley	11	5	24	0	17	4.8	2.2
Mario Fannin	41	1	-5	0	0	-5.0	-0.1

## Field Goals

	G	Md-Att	Lg	Pct	0-19	20-29	30-39	40-49	50+
Wes Byrum	37	43-58	52	74.1	3-3	12-13	16-20	11-21	1-1
Morgan Hull	21	0-1	0	0.0	0-0	0-0	0-1	0-0	0-0

# Auburn Career Statistics

## Punting

	G	No.	Yards	Lg	Avg	TB	FC	I20
Clinton Durst **	24	134	5559	58	41.5	9	47	39
Ryan Shoemaker	13	56	2328	64	41.6	3	14	18
Chris Todd **	20	3	104	37	34.7	1	0	2
Wes Byrum	37	1	33	33	33.0	0	0	1

## Scoring

	G	TD	Rush	Pass	Ret	PAT	2PAT	FG	Total	Avg/G
Wes Byrum	37	0	0	0	0	111	0	43	240	6.5
Ben Tate **	47	24	24	0	0	0	0	0	144	3.1
Kodi Burns	32	14	13	1	0	0	0	0	84	2.6
Mario Fannin	41	13	6	7	0	0	0	0	78	1.9
Darvin Adams	23	10	0	10	0	0	0	0	60	2.6
Terrell Zachery	26	6	1	5	0	0	0	0	36	1.4
Tommy Trott **	52	4	0	4	0	0	0	0	24	0.5
Gabe McKenzie **	51	4	0	3	1	0	0	0	24	0.5
Onterio McCalebb	11	4	4	0	0	0	0	0	24	2.2
Walt McFadden	49	3	0	0	3	0	0	0	18	0.4
Anthony Gulley	11	2	2	0	0	0	0	0	12	1.1
Philip Lutzenkirchen	13	2	0	2	0	0	0	0	12	0.9
Eric Smith	23	2	1	1	0	0	0	0	12	0.5
Antonio Coleman **	50	2	0	0	2	0	0	0	12	0.2
Demond Washington	13	1	0	0	1	0	0	0	8	0.6
Neil Caudle	8	1	1	0	0	0	0	0	6	0.8
Neiko Thorpe	24	1	0	0	1	0	0	0	6	0.2
Quindarius Carr	25	1	0	1	0	0	0	0	6	0.2
Michael Goggans	37	1	0	0	1	0	0	0	6	0.2
Craig Stevens	38	1	0	0	1	0	0	0	6	0.2
Jake Ricks **	44	1	0	0	1	0	0	0	6	0.1
Josh Bynes	29	0	0	0	0	0	0	0	2	0.1
Morgan Hull	21	0	0	0	0	1	0	0	1	0.0

## Interceptions

	G	No.	Yds	TD	Lg	Avg/R	Avg/G
Walt McFadden **	49	9	265	3	100	29.4	5.4
Neiko Thorpe	24	4	123	0	59	30.8	5.1
Josh Bynes	29	4	38	0	31	9.5	1.3
T'Sharvan Bell	13	3	3	0	3	1.0	0.2
Daren Bates	13	1	0	0	0	0.0	0.0
Dee Ford	13	1	3	0	3	3.0	0.2
Zac Etheridge	33	1	0	0	0	0.0	0.0
Craig Stevens	38	1	15	1	15	15.0	0.4
Jake Ricks **	44	1	21	0	21	21.0	0.5
Gabe McKenzie **	51	1	24	1	24	24.0	0.5
Antonio Coleman **	50	1	20	1	20	20.0	0.4

## Tackles

	G	UA	A	Total	TFL	Yds	Sack	Yds	PD	FF-FR
Zac Etheridge	33	112	80	192	6.5	24	0.5	6	10	4-2
Craig Stevens	38	109	81	190	9.5	40	2.5	28	6	2-2
Josh Bynes	29	93	74	167	11.0	27	1.0	7	12	1-2
Antonio Coleman **	50	95	56	151	46.5	205	24.5	147	10	3-2
Neiko Thorpe	24	76	37	113	0.5	1	0.0	0	17	2-0
Mike McNeil	25	64	36	100	3.5	10	1.0	4	2	0-1
Walt McFadden **	49	60	27	87	7.0	26	0.0	0	28	0-0
Mike Blanc **	37	26	51	77	10.0	29	5.0	22	3	1-0
Daren Bates	13	46	24	70	2.5	19	0.5	12	4	0-1
Antoine Carter	33	35	27	62	15.0	83	5.5	49	1	0-0
Michael Goggans	37	32	28	60	8.5	21	2.0	4	2	0-2
Jake Ricks **	44	25	29	54	9.0	23	1.5	7	4	1-2
Zach Clayton	27	23	14	37	9.0	47	4.5	35	0	0-0
Demond Washington	13	22	14	36	1.0	12	1.0	12	4	0-0
Eltoro Freeman	10	15	16	31	2.0	12	1.0	10	0	0-0
Jonathan Evans	13	21	7	28	0.5	1	0.0	0	0	0-0
Nick Fairley	13	14	14	28	3.5	20	1.5	15	0	0-1
D'Antoine Hood	22	13	9	22	0.0	0	0.0	0	1	0-1
Mike Slade	24	10	11	21	0.0	0	0.0	0	1	0-0
Adam Herring	19	7	7	14	0.5	1	0.0	0	0	0-0
Gabe McKenzie **	51	9	5	14	3.5	7	1.0	2	1	0-0
Spencer Pybus	12	7	7	14	1.0	4	0.0	0	1	0-1
Dee Ford	13	5	7	12	2.5	17	1.0	10	1	0-0
Darvin Adams	23	7	3	10	0.0	0	0.0	0	0	0-0
Ikeem Means	12	6	4	10	0.0	0	0.0	0	0	0-0
Derrick Lykes	13	3	6	9	0.5	0	0.0	0	0	0-0
Ashton Richardson	13	4	5	9	3.0	14	1.0	7	0	0-0
Harris Gaston	4	3	6	9	0.0	0	0.0	0	0	0-0
T'Sharvan Bell	13	7	2	9	0.5	2	0.0	0	3	0-0
Chris Humphries	11	6	2	8	1.0	1	0.0	0	0	1-0
Tommy Trott **	52	4	3	7	0.0	0	0.0	0	0	0-0
Drew Cole	15	3	3	6	0.0	0	0.0	0	0	0-0
Mario Fannin	41	4	1	5	0.0	0	0.0	0	0	0-0
Eric Smith	23	2	3	5	0.0	0	0.0	0	0	0-0
Woody Parramore	1	4	1	5	0.0	0	0.0	0	0	0-0
Josh Harris	13	3	1	4	0.0	0	0.0	0	0	0-0
Ben Tate **	47	3	1	4	0.0	0	0.0	0	0	0-0
Emory Blake	11	3	1	4	0.0	0	0.0	0	0	0-0
Clinton Durst	24	1	2	3	0.0	0	0.0	0	0	0-0
Jason King	10	1	2	3	0.0	0	0.0	0	0	0-0
Morgan Hull	21	2	1	3	0.0	0	0.0	0	0	0-0
Gabe Barrett **	3	1	1	2	0.0	0	0.0	0	0	0-0
W. Christopher	8	0	2	2	0.0	0	0.0	0	0	0-0
Anthony Gulley	11	2	0	2	0.0	0	0.0	0	0	0-0
Andrew McCain **	40	1	1	2	1.0	1	1.0	1	0	0-0
Ryan Pugh	33	1	1	2	0.0	0	0.0	0	0	0-0
Jay Wisner	13	2	0	2	0.0	0	0.0	0	0	0-0
Mike Berry	31	1	1	2	0.0	0	0.0	0	0	0-0
DeAngelo Benton	12	0	1	1	0.0	0	0.0	0	0	0-0
Kodi Burns	32	1	0	1	0.0	0	0.0	0	0	0-0
Neil Caudle	8	1	0	1	0.0	0	0.0	0	0	0-0
John Cubelic **	2	0	1	1	0.0	0	0.0	0	0	0-0
Watson Downs	3	0	1	1	0.0	0	0.0	0	0	0-0
Robert Hill	2	0	1	1	0.5	1	0.0	0	0	0-0
Wes Byrum	37	1	0	1	0.0	0	0.0	0	0	0-0
Ryan Shoemaker	13	0	1	1	0.0	0	0.0	0	0	0-0
Travante Stallworth	10	0	1	1	0.0	0	0.0	0	0	0-0
Terrell Zachery	26	1	0	1	0.0	0	0.0	0	0	0-0
Lee Ziemba	38	0	1	1	0.0	0	0.0	0	0	0-0

\*\* Indicates senior in 2009

# Auburn Career Records Update

## Rushing Attempts

Player	Seasons	Yards	Avg	Att
1. Carnell Williams.....	2001-04	3831	5.31	741
2. <b>Ben Tate</b> .....	<b>2006-09</b>	<b>3321</b>	<b>4.90</b>	<b>678</b>
3. Joe Cribbs.....	1976-79	3368	5.13	657
4. Bo Jackson.....	1982-85	4303	6.62	650
5. James Brooks.....	1977-80	3523	5.67	621
6. Stacy Danley.....	1987-90	2427	4.61	526
7. Ronnie Brown.....	2000-04	2707	5.28	513
8. Stephen Davis.....	1993-95	2811	5.76	488
9. Secdrick McIntyre.....	1973-76	1992	4.31	462
10. Phil Gargis.....	1974-76	1884	4.13	456

## Rushing Yardage

Player	Seasons	Att	Avg	Yards
1. Bo Jackson.....	1982-85	650	6.62	4303
2. Carnell Williams.....	2001-04	741	5.17	3831
3. James Brooks.....	1977-80	621	5.67	3523
4. Joe Cribbs.....	1976-79	657	5.13	3368
5. <b>Ben Tate</b> .....	<b>2006-09</b>	<b>678</b>	<b>4.90</b>	<b>3321</b>
6. Stephen Davis.....	1993-95	488	5.76	2811
7. Brent Fullwood.....	1983-86	390	7.15	2789
8. Ronnie Brown.....	2000-04	513	5.28	2707
8. Stacy Danley.....	1987-90	526	4.61	2427
10. James Joseph.....	1986-90	452	5.17	2264
11. Kenny Irons.....	2005-06	454	4.81	2186
12. James Bostic.....	1991-93	396	5.26	2084
13. Lionel James.....	1980-83	348	6.14	2068
14. Secdrick McIntyre.....	1973-76	462	4.31	1992
15. Fob James.....	1952-55	317	6.03	1913
16. Phil Gargis.....	1973-76	456	4.13	1884
17. Tommie Agee.....	1983-86	356	4.87	1735
18. Jimmy Sidle.....	1962-64	326	5.22	1703
19. Brad Lester.....	2004-pres.	371	4.55	1689
20. Joe Childress.....	1953-55	321	5.19	1667

## Rushing Touchdowns

Player	Seasons	Att	Yards	Avg	TD
1. Carnell Williams.....	2001-04	741	3831	5.17	45
2. Bo Jackson.....	1982-85	650	4303	6.62	43
3. Joe Cribbs.....	1976-79	657	3368	5.13	34
4. Stephen Davis.....	1993-95	488	2811	5.76	30
5. Ronnie Brown.....	2000-04	513	2707	5.28	29
6. <b>Ben Tate</b> .....	<b>2006-09</b>	<b>678</b>	<b>3321</b>	<b>4.90</b>	<b>24</b>
Brent Fullwood.....	1983-86	390	2789	7.15	24
James Brooks.....	1977-80	621	3523	5.67	24
9. Reggie Ware.....	1984-87	231	768	3.32	23
10. Brad Lester.....	2004-08	371	1689	4.55	19

## Yards Per Game (Min. 18 games)

Player	Seasons	Yards	Games	Yds/Gm
1. Bo Jackson.....	1982-85	4303	38	113.2
2. Kenny Irons.....	2005-06	2186	23	95.0
3. James Brooks.....	1977-80	3523	38	92.7
4. Carnell Williams.....	2001-04	3831	42	91.2
5. Stephen Davis.....	1993-95	2811	31	90.7
6. Joe Cribbs.....	1976-79	3368	38	88.6
7. Curtis Kuykendall.....	1944-45	1619	18	89.9
8. Brent Fullwood.....	1983-86	2789	39	71.5
9. <b>Ben Tate</b> .....	<b>2006-09</b>	<b>3321</b>	<b>47</b>	<b>70.7</b>
10. Secdrick McIntyre.....	1973-76	1992	29	68.7

## All-Purpose Yards

Player	Seasons	Rush	Rec	KR	PR	Yards
1. James Brooks.....	1977-80	3523	219	1726	128	5596
2. Carnell Williams.....	2001-04	3831	342	609	302	5084
3. Bo Jackson.....	1982-85	4303	272	317	0	4892
4. Joe Cribbs.....	1976-79	3368	268	597	328	4561
5. Thomas Bailey.....	1991-94	-5	1243	1520	1170	3928
6. <b>Ben Tate</b> .....	<b>2006-09</b>	<b>3321</b>	<b>336</b>	<b>186</b>	<b>0</b>	<b>3843</b>
7. Brent Fullwood.....	1983-86	2789	77	892	0	3758
8. Ronnie Brown.....	2000-04	2707	688	15	0	3390
9. Stephen Davis.....	1993-95	2811	342	25	0	3178
10. James Joseph.....	1987-90	2264	721	136	0	3121

## Passing Yardage

Player	Seasons	Att	Comp	Pct	Yards
1. Stan White.....	1990-93	1231	659	.535	8016
2. Jason Campbell.....	2001-04	854	552	.646	7299
3. Brandon Cox.....	2004-07	927	550	.593	6959
4. Pat Sullivan.....	1969-71	819	452	.552	6284
5. Dameyune Craig.....	1994-97	782	427	.546	6026
6. Patrick Nix.....	1992-95	656	386	.588	4957
7. Reggie Slack.....	1986-89	585	346	.591	4697
8. Ben Leard.....	1997-00	592	359	.606	4289
9. Jeff Burger.....	1984-87	538	331	.615	4082
10. <b>Chris Todd</b> .....	<b>2008-09</b>	<b>484</b>	<b>284</b>	<b>.587</b>	<b>3515</b>

## Passing Yardage Per Game (min. 20 games)

Player	Seasons	Yards	Games	Yds/Gm
1. Pat Sullivan.....	1969-71	6284	30	209.47
2. Stan White.....	1990-93	8016	45	178.13
3. <b>Chris Todd</b> .....	<b>2008-09</b>	<b>3515</b>	<b>20</b>	<b>175.75</b>
4. Brandon Cox.....	2004-07	6959	44	158.16
5. Patrick Nix.....	1992-95	4957	32	154.91
6. Reggie Slack.....	1986-89	4697	31	151.52
7. Jason Campbell.....	2001-04	7299	49	148.95
8. Ben Leard.....	1997-00	4289	29	147.90
9. Dameyune Craig.....	1994-97	6026	41	146.98
10. Jeff Burger.....	1984-87	4082	29	140.76

## Passing Attempts

Player	Seasons	Comp	Yards	Att
1. Stan White.....	1990-93	659	8016	1231
2. Brandon Cox.....	2004-07	550	6959	927
3. Jason Campbell.....	2001-04	552	7299	854
4. Pat Sullivan.....	1969-71	452	6284	819
5. Dameyune Craig.....	1994-97	427	6026	782
6. Patrick Nix.....	1992-95	386	4957	656
7. Ben Leard.....	1997-00	359	4289	592
8. Reggie Slack.....	1986-89	346	4697	585
9. Jeff Burger.....	1984-87	331	4082	538
10. <b>Chris Todd</b> .....	<b>2008-09</b>	<b>284</b>	<b>3515</b>	<b>484</b>

## Pass Attempts Per Game (min. 20 games)

Player	Seasons	Att	Games	Att/Gm
1. Stan White.....	1990-93	1231	45	27.355
2. Pat Sullivan.....	1969-71	819	30	27.300
3. <b>Chris Todd</b> .....	<b>2008-09</b>	<b>484</b>	<b>20</b>	<b>24.200</b>
4. Brandon Cox.....	2004-07	927	44	21.068
5. Loran Carter.....	1966-68	476	23	20.696
6. Patrick Nix.....	1992-95	656	32	20.500
7. Ben Leard.....	1997-00	592	29	20.414
8. Dameyune Craig.....	1994-97	782	41	19.073
9. Reggie Slack.....	1986-89	585	31	18.871
10. Jeff Burger.....	1984-87	538	29	18.552

# Auburn Career Records Update

## Yards Per Attempt (min. 200 attempts)

Player	Seasons	Att	Yards	Yds/Att
1. Jason Campbell	2001-04	854	7299	8.546
2. Reggie Slack	1986-89	585	4697	8.029
3. Dameyune Craig	1994-97	782	6026	7.706
4. Pat Sullivan	1969-71	819	6284	7.673
5. Jeff Burger	1984-87	538	4082	7.587
6. Patrick Nix	1992-95	656	4957	7.556
7. Brandon Cox	2004-07	927	6959	7.507
8. Daniel Cobb	2000-02	314	2350	7.484
<b>9. Chris Todd</b>	<b>2008-09</b>	<b>484</b>	<b>3515</b>	<b>7.262</b>
10. Ben Leard	1997-00	592	4289	7.245

## Pass Completions

Player	Seasons	Att	Yards	Comp
1. Stan White	1990-93	1231	8016	659
2. Jason Campbell	2001-04	854	7299	552
3. Brandon Cox	2004-07	927	6959	550
4. Pat Sullivan	1969-71	819	6284	452
5. Dameyune Craig	1994-97	782	6026	427
6. Patrick Nix	1992-95	656	4957	386
7. Ben Leard	1997-00	592	4289	359
8. Reggie Slack	1986-89	585	4697	346
9. Jeff Burger	1984-87	538	4082	331
<b>10. Chris Todd</b>	<b>2008-09</b>	<b>484</b>	<b>3515</b>	<b>284</b>

## Pass Completions Per Game (min. 20 games)

Player	Seasons	Comp	Games	Comp/Gm
1. Pat Sullivan	1969-70	452	30	15.067
2. Stan White	1990-93	659	45	14.644
<b>3. Chris Todd</b>	<b>2008-09</b>	<b>284</b>	<b>20</b>	<b>14.200</b>
4. Brandon Cox	2004-07	550	44	12.500
5. Ben Leard	1997-00	359	29	12.379
6. Patrick Nix	1992-95	386	32	12.063
7. Jeff Burger	1984-87	331	29	11.414
8. Jason Campbell	2001-04	552	49	11.265
9. Reggie Slack	1986-89	346	31	11.161
10. Dameyune Craig	1994-97	427	41	10.415

## Completion Percentage (Min. 150 Attempts)

Player	Seasons	Att	Comp	Pct
1. Jason Campbell	2001-04	854	552	.646
2. Jeff Burger	1984-87	538	331	.615
3. Ben Leard	1997-00	592	359	.606
4. Brandon Cox	2004-07	927	550	.593
5. Reggie Slack	1986-89	585	346	.591
6. Patrick Nix	1992-95	656	386	.588
<b>7. Chris Todd</b>	<b>2008-09</b>	<b>484</b>	<b>284</b>	<b>.587</b>
8. Pat Sullivan	1969-71	819	452	.552
9. Dameyune Craig	1994-97	782	427	.546
10. Daniel Cobb	2000-02	314	170	.541

## Touchdown Passes

Player	Seasons	Yards	Int	TD
1. Pat Sullivan	1969-71	6284	39	53
2. Jason Campbell	2001-04	7299	24	45
3. Brandon Cox	2004-07	6959	32	42
4. Stan White	1990-93	8016	52	40
5. Dameyune Craig	1994-97	6026	24	39
6. Patrick Nix	1992-95	4957	16	31
7. Ben Leard	1997-00	4289	18	28
<b>8. Chris Todd</b>	<b>2008-09</b>	<b>3515</b>	<b>12</b>	<b>27</b>
9. Loran Carter	1966-68	3129	47	25
10. Jeff Burger	1984-87	4082	21	24

## Touchdown Passes Per Game (min. 20 games)

Player	Seasons	TD	Games	TD/Gm
1. Pat Sullivan	1969-71	53	30	1.767
<b>2. Chris Todd</b>	<b>2008-09</b>	<b>27</b>	<b>20</b>	<b>1.350</b>
3. Loran Carter	1966-68	25	23	1.087
4. Patrick Nix	1992-95	31	32	0.969
5. Ben Leard	1997-00	28	29	0.966
6. Brandon Cox	2004-07	42	44	0.955
7. Dameyune Craig	1994-97	39	41	0.951
8. Jason Campbell	2001-04	45	49	0.918
9. Stan White	1990-93	40	45	0.889
10. Jeff Burger	1984-87	24	29	0.828

## Lowest Interception Percentage (Min. 300 Att.)

Player	Seasons	Int	Att	Pct
1. Randy Campbell	1981-83	5	300	.0167
2. Patrick Nix	1992-95	16	656	.0244
<b>3. Chris Todd</b>	<b>2008-09</b>	<b>12</b>	<b>484</b>	<b>.0248</b>
4. Jason Campbell	2001-04	24	854	.0281
5. Ben Leard	1997-00	18	592	.0304
6. Dameyune Craig	1994-97	24	782	.0307
7. Brandon Cox	2004-07	32	927	.0345
8. Jeff Burger	1984-87	21	538	.0390
9. Reggie Slack	1986-89	23	585	.0393
10. Stan White	1990-93	52	1231	.0422

## Passing Efficiency (Min. 300 Attempts)

Player	Seasons	Comp	Att	Pct	Yards	TD	Int	Rating
1. Jason Campbell	2001-04	552	854	.646	7299	45	24	148.20
<b>2. Chris Todd</b>	<b>2008-09</b>	<b>284</b>	<b>484</b>	<b>.587</b>	<b>3515</b>	<b>27</b>	<b>12</b>	<b>133.13</b>
3. Patrick Nix	1992-95	386	656	.588	4957	31	16	133.02
4. Jeff Burger	1984-87	331	538	.615	4082	24	21	132.17
5. Pat Sullivan	1969-71	452	819	.552	6284	53	39	132.04
6. Reggie Slack	1986-89	346	585	.591	4697	23	23	131.70
7. Ben Leard	1997-00	359	592	.606	4289	28	18	131.03
8. Brandon Cox	2004-07	525	888	.591	6748	42	31	130.44
9. Dameyune Craig	1994-97	427	782	.546	6026	39	24	129.65
10. Daniel Cobb	2000-02	314	170	.541	2350	14	12	124.10

## Receiving Yardage

Player	Seasons	Rec	Yards
1. Terry Beasley	1969-71	141	2507
2. Tyrone Goodson	1993-97	136	2283
3. Karsten Bailey	1995-98	150	2174
4. Courtney Taylor	2003-06	153	2098
5. Frank Sanders	1991-94	121	1998
6. Freddy Weygand	1984-88	99	1946
7. Lawyer Tillman	1985-88	93	1808
8. Rodgeriqu Smith	2004-08	114	1598
9. Byron Franklin	1977-80	74	1573
10. Ronney Daniels	1999-00	90	1446
11. Freddie Hyatt	1965-67	88	1396
12. Devin Aromashodu	2002-05	71	1333
13. Alexander Wright	1986-89	56	1320
14. Ben Obomanu	2002-05	97	1313
15. Thomas Bailey	1991-94	93	1243
16. Greg Taylor	1987-90	102	1217
17. Clifton Robinson	1997-00	91	1167
18. Tim Christian	1966-68	78	1126
19. Willie Gosha	1993-96	85	1048
20. Marcel Willis	1999-02	81	1022
<b>21. Darvin Adams</b>	<b>2008-pres.</b>	<b>60</b>	<b>1015</b>
22. Jimmy Phillips	1955-57	52	1012

# Auburn Career Records Update

## Scoring

Player	Seasons	TD	FG	PAT	Pts
1. John Vaughn	2003-06	0	50	162	312
2. Carnell Williams	2001-04	46	0	0	276
3. Bo Jackson	1982-85	45	0	*2	274
4. Damon Duval	1999-02	1	45	125	266
5. <b>Wes Byrum</b>	<b>2007-pres.</b>	<b>0</b>	<b>43</b>	<b>111</b>	<b>240</b>
6. Al Del Greco	1980-83	0	42	110	236
7. Win Lyle	1987-89	0	45	95	230
8. Joe Cribbs	1976-79	35	0	*3	216
9. Stephen Davis	1993-95	34	0	0	204
10. Jorge Portela	1977-79	0	38	74	188

\* - two-point conversions

## Most Points Kicking

Player	Seasons	FG	PAT	Pts
1. John Vaughn	2003-06	50	162	312
2. Damon Duval	1999-02	45	125	260
3. <b>Wes Byrum</b>	<b>2007-pres.</b>	<b>43</b>	<b>111</b>	<b>240</b>
4. Al Del Greco	1980-83	42	110	236
5. Win Lyle	1987-89	45	95	230
6. Jorge Portela	1977-79	38	74	188
7. John Riley	1967-69	31	80	173
8. Scott Etheridge	1992-93	34	65	167
Gardner Jett	1970-72	23	98	167
10. Jaret Holmes	1996-97	27	79	160
Matt Hawkins	1994-95	26	82	160

## Field Goals Made

Player	Seasons	Pct	FGA	FGM
1. John Vaughn	2003-06	.725	69	50
2. Damon Duval	1999-02	.608	74	45
Win Lyle	1987-89	.763	59	45
4. <b>Wes Byrum</b>	<b>2007-pres.</b>	<b>.741</b>	<b>58</b>	<b>43</b>
5. Al Del Greco	1980-83	.609	69	42
6. Jorge Portela	1977-79	.613	62	38
7. Scott Etheridge	1992-93	.791	43	34
8. Jim Von Wyl	1990-91	.667	48	32
9. John Riley	1967-69	.492	63	31
10. Jaret Holmes	1996-97	.730	37	27

## Field Goals Attempted

Player	Seasons	FGM	FGA
1. Damon Duval	1999-02	45	74
2. John Vaughn	2003-06	50	69
Al Del Greco	1980-83	42	69
4. John Riley	1967-69	31	63
5. Jorge Portela	1977-79	38	62
6. Win Lyle	1987-89	45	59
7. <b>Wes Byrum</b>	<b>2007-pres.</b>	<b>43</b>	<b>58</b>
8. Jim Von Wyl	1990-91	32	48
9. Scott Etheridge	1992-93	34	43
Neil O'Donoghue	1975-76	23	43
Woody Woodall	1961-63	19	43

## Field Goal Percentage (Min. 10 Made)

Player	Seasons	FGM	FGA	Pct
1. Scott Etheridge	1992-93	34	43	.791
2. Matt Hawkins	1994-95	26	33	.788
3. Win Lyle	1987-89	45	59	.763
4. <b>Wes Byrum</b>	<b>2007-pres.</b>	<b>43</b>	<b>58</b>	<b>.741</b>
5. Jaret Holmes	1996-97	27	37	.730
6. John Vaughn	2003-06	50	69	.725
7. Ed Dyas	1958-60	17	24	.708
8. Gardner Jett	1970-72	23	34	.676
9. Jim Von Wyl	1990-91	32	48	.667
Robert McGinty	1984	12	18	.667

## PATs Made

Player	Seasons	Pct	Att	Made
1. John Vaughn	2003-06	.994	163	162
2. Damon Duval	1999-02	1.000	125	125
3. <b>Wes Byrum</b>	<b>2007-pres.</b>	<b>.982</b>	<b>113</b>	<b>111</b>
4. Al Del Greco	1980-83	.991	111	110
5. Gardner Jett	1970-72	.942	104	98
6. Win Lyle	1987-89	.990	96	95
7. Matt Hawkins	1994-95	.932	88	82
8. John Riley	1967-69	.860	93	80
9. Jaret Holmes	1996-97	.963	82	79
10. Jorge Portela	1977-79	.949	78	74

## PATs Attempted

Player	Seasons	Made	Pct	Att
1. John Vaughn	2003-06	162	.994	163
2. Damon Duval	1999-02	125	1.000	125
3. <b>Wes Byrum</b>	<b>2007-pres.</b>	<b>111</b>	<b>.982</b>	<b>113</b>
4. Al Del Greco	1980-83	110	.991	111
5. Gardner Jett	1970-72	98	.942	104
6. Win Lyle	1987-89	95	.990	96
7. John Riley	1967-69	80	.860	93
8. Matt Hawkins	1994-95	82	.932	88
9. Jaret Holmes	1996-97	79	.963	82
10. Jorge Portela	1977-79	74	.949	78

## PAT Percentage (Min. 30 made)

Player	Seasons	Made	Att	Pct
1. Damon Duval	1999-02	125	125	1.000
Scott Etheridge	1992-93	65	65	1.000
3. John Vaughn	2003-06	162	163	.994
4. Al Del Greco	1980-83	110	111	.991
5. Win Lyle	1987-89	95	96	.990
6. Chris Knapp	1985-86	62	63	.984
7. <b>Wes Byrum</b>	<b>2007-pres.</b>	<b>111</b>	<b>113</b>	<b>.982</b>
8. Neil O'Donoghue	1975-76	32	33	.970
9. Robert McGinty	1984	31	32	.969
10. Jaret Holmes	1996-97	79	82	.963

## Punting Average (Min. 50 punts)

Player	Seasons	No	Yards	Avg
1. Terry Daniel	1992-94	169	7522	44.51
2. Kody Bliss	2003-06	202	8861	43.87
3. Damon Duval	1999-02	227	9842	43.36
4. Jaret Holmes	1996-97	110	4676	42.51
5. Skip Johnston	1977-79	172	7220	41.98
6. Brian Shulman	1986-88	157	6580	41.91
7. Lewis Colbert	1982-85	244	10179	41.72
8. <b>Ryan Shoemaker</b>	<b>2007-pres.</b>	<b>56</b>	<b>2328</b>	<b>41.57</b>
9. <b>Clinton Durst</b>	<b>2008-pres.</b>	<b>134</b>	<b>5559</b>	<b>41.49</b>
10. Tommy Lunceford	1965-67	171	7017	41.04

## Quarterback Sacks (from 1981)

Player	Seasons	Total Yds.	Sacks
1. Quentin Groves	2004-07	169	26.0
Gerald Robinson	1982-85	150	26.0
3. <b>Antonio Coleman</b>	<b>2006-pres.</b>	<b>147</b>	<b>24.5</b>
4. Tracy Rucker	1985-88	146	21.0
Craig Ogletree	1986-89	117	21.0
6. Reggie Torbor	2000-03	128	18.5
7. Leonardo Carson	1996-99	123	17.0
Willie Whitehead	1991-94	108	17.0
9. Marcus Washington	1994-96	108	16.0
Gary Walker	1993-94	95	16.0

# Auburn Single Season Records Update

## Passing Yardage

Player	Year	Att	Comp	Pct	Yards
1. Dameyune Craig.....	1997	403	216	.536	3277
2. Jason Campbell.....	2004	270	188	.696	2700
<b>3. Chris Todd.....</b>	<b>2009</b>	<b>328</b>	<b>198</b>	<b>.604</b>	<b>2612</b>
4. Pat Sullivan.....	1970	281	167	.594	2586
5. Patrick Nix.....	1995	331	201	.607	2574
6. Brandon Cox.....	2005	306	177	.578	2324
7. Dameyune Craig.....	1996	310	169	.545	2296
8. Stan White.....	1990	338	180	.533	2242
9. Reggie Slack.....	1988	279	168	.602	2230
10. Patrick Nix.....	1994	299	169	.565	2206

## Pass Attempts

Player	Year	Yards	Pct	Comp	Att
1. Dameyune Craig.....	1997	3277	.536	216	403
2. Stan White.....	1990	2242	.533	180	338
3. Patrick Nix.....	1995	2574	.607	201	331
<b>4. Chris Todd.....</b>	<b>2009</b>	<b>2612</b>	<b>.604</b>	<b>198</b>	<b>328</b>
5. Ben Leard.....	2000	2158	.605	193	319
6. Stan White.....	1991	1927	.498	158	317
7. Brandon Cox.....	2007	2080	.595	188	316
8. Dameyune Craig.....	1996	2296	.545	169	310
9. Brandon Cox.....	2005	2324	.578	177	306
10. Stan White.....	1992	1790	.515	157	305

## Yards Per Attempt (min. 150 Attempts)

Player	Year	Att	Yards	Yds/Att
1. Jason Campbell.....	2004	270	2700	10.000
2. Pat Sullivan.....	1970	281	2586	9.203
3. Ben Leard.....	1999	157	1423	9.064
4. Dameyune Craig.....	1997	403	3277	8.132
5. Brandon Cox.....	2006	271	2198	8.111
6. Reggie Slack.....	1988	279	2230	7.993
<b>7. Chris Todd.....</b>	<b>2009</b>	<b>328</b>	<b>2612</b>	<b>7.963</b>
8. Reggie Slack.....	1989	252	1996	7.921
9. Daniel Cobb.....	2002	150	1175	7.833
10. Patrick Nix.....	1995	331	2574	7.776

## Pass Completions

Player	Year	Att	Yards	Comp
1. Dameyune Craig.....	1997	403	3277	216
2. Patrick Nix.....	1995	331	2574	201
<b>3. Chris Todd.....</b>	<b>2009</b>	<b>328</b>	<b>2612</b>	<b>198</b>
4. Ben Leard.....	2000	319	2158	193
5. Brandon Cox.....	2007	316	2080	188
Jason Campbell.....	2004	270	2700	188
7. Jason Campbell.....	2003	293	2267	181
8. Stan White.....	1990	338	2242	180
9. Jeff Burger.....	1987	267	2066	178
10. Brandon Cox.....	2005	306	2324	177

## Completion Percentage (Min. 100 Attempts)

Player	Year	Att	Comp	Pct
1. Ben Leard.....	1999	157	111	.707
2. Jason Campbell.....	2004	270	188	.696
3. Jeff Burger.....	1987	267	178	.667
4. Jason Campbell.....	2002	149	94	.631
5. Jason Campbell.....	2001	142	89	.627
6. Jason Campbell.....	2003	293	181	.618
7. Patrick Nix.....	1995	331	201	.607
8. Stan White.....	1993	271	164	.605
9. Ben Leard.....	2000	319	193	.605
<b>10. Chris Todd.....</b>	<b>2009</b>	<b>328</b>	<b>198</b>	<b>.604</b>

## Touchdown Passes

Player	Year	Att	Comp	Yards	TD
<b>1. Chris Todd.....</b>	<b>2009</b>	<b>328</b>	<b>198</b>	<b>2612</b>	<b>22</b>
2. Jason Campbell.....	2004	270	188	2700	20
Pat Sullivan.....	1971	281	162	2012	20
4. Dameyune Craig.....	1997	403	216	3277	18
5. Pat Sullivan.....	1970	281	167	2586	17
6. Dameyune Craig.....	1996	310	169	2296	16
Pat Sullivan.....	1969	257	123	1686	16
8. Brandon Cox.....	2005	306	177	2324	15
Patrick Nix.....	1995	331	201	2574	15
10. Brandon Cox.....	2006	271	163	2198	14
Stan White.....	1990	338	180	2242	14
Loran Carter.....	1968	248	112	1487	14

## Touchdown Passes Per Game

Player	Year	TD	Games	TD/Gm
1. Pat Sullivan.....	1971	20	10	2.00
2. Ben Leard.....	1999	12	7	1.71
3. Pat Sullivan.....	1970	17	10	1.70
<b>4. Chris Todd.....</b>	<b>2009</b>	<b>22</b>	<b>13</b>	<b>1.69</b>
5. Pat Sullivan.....	1969	16	10	1.60
6. Jason Campbell.....	2004	20	13	1.54
7. Dameyune Craig.....	1997	18	12	1.50
8. Dameyune Craig.....	1996	16	11	1.45
9. Loran Carter.....	1968	14	10	1.40
10. Brandon Cox.....	2005	15	11	1.36
Patrick Nix.....	1994	15	11	1.36

## Highest TD/Interception Ratio (Min. 150 Att.)

Player	Year	TD	Int	Ratio
1. Ben Leard.....	1999	12	1	12.00
<b>2. Chris Todd.....</b>	<b>2009</b>	<b>22</b>	<b>6</b>	<b>3.667</b>
Randy Campbell.....	1982	7	2	3.500
4. Jason Campbell.....	2004	20	7	2.857
5. Brandon Cox.....	2005	15	8	1.875
6. Patrick Nix.....	1994	13	7	1.857
7. Pat Sullivan.....	1971	20	11	1.818
8. Patrick Nix.....	1995	15	9	1.667
9. Stan White.....	1993	13	8	1.625
10. Dameyune Craig.....	1996	16	10	1.600

## Passing Efficiency (Min. 100 Attempts)

Player	Year	Comp	Att	Pct	Yards	TD	Int	Rating
1. Jason Campbell.....	2004	188	270	.696	2700	20	7	172.89
2. Ben Leard.....	1999	111	157	.707	1423	12	1	170.78
3. Jason Campbell.....	2002	94	149	.631	1215	11	5	149.23
4. Pat Sullivan.....	1970	167	281	.594	2586	17	12	148.16
<b>5. Chris Todd.....</b>	<b>2009</b>	<b>198</b>	<b>328</b>	<b>.604</b>	<b>2612</b>	<b>22</b>	<b>6</b>	<b>145.73</b>
6. Jeff Burger.....	1987	178	267	.667	2066	13	9	140.99
7. Brandon Cox.....	2006	163	271	.601	2198	14	9	138.68
8. Patrick Nix.....	1995	201	331	.607	2574	15	9	135.60
9. Stan White.....	1993	164	271	.605	2057	13	8	134.20
10. Pat Sullivan.....	1971	162	281	.576	2012	20	11	133.46

## Total Offense

Player	Season	Plays	Rush	Pass	Total
1. Dameyune Craig.....	1997	499	0	3277	3277
2. Pat Sullivan.....	1970	333	270	2586	2856
3. Jason Campbell.....	2004	328	30	2700	2730
4. Patrick Nix.....	1995	379	64	2574	2638
5. Dameyune Craig.....	1996	433	207	2296	2503
<b>6. Chris Todd.....</b>	<b>2009</b>	<b>372</b>	<b>-116</b>	<b>2612</b>	<b>2496</b>
7. Jason Campbell.....	2003	366	-1	2267	2266
8. Patrick Nix.....	1994	340	59	2206	2265
9. Reggie Slack.....	1988	318	-17	2230	2213
10. Brandon Cox.....	2005	350	-125	2324	2199

# Auburn Single Season Records Update

## Touchdowns Responsible For (Rush & Pass)

Player	Season	Rush	Pass	TD
1. Pat Sullivan	1970	9	17	26
2. Dameyune Craig	1996	8	16	24
3. Jason Campbell	2004	3	20	23
Pat Sullivan	1969	7	16	23
<b>5. Chris Todd</b>	<b>2009</b>	<b>0</b>	<b>22</b>	<b>22</b>
Dameyune Craig	1997	4	18	22
Pat Sullivan	1971	2	20	22
8. Patrick Nix	1994	6	13	19
9. Patrick Nix	1995	3	15	18
10. Carnell Williams	2003	17	0	17
Stan White	1993	4	13	17
Bo Jackson	1985	17	0	17
Stephen Davis	1995	17	0	17

## All-Purpose Yards

Player	Season	Rush	Rec	KR	PR	Yards
1. Bo Jackson	1985	1786	73	0	0	1859
2. James Brooks	1979	1208	15	577	0	1800
3. Carnell Williams	2004	1165	152	150	251	1718
4. James Brooks	1980	1314	63	226	56	1659
5. Carnell Williams	2003	1307	20	269	51	1647
6. Rudi Johnson	2000	1567	70	0	0	1637
<b>7. Ben Tate</b>	<b>2009</b>	<b>1362</b>	<b>105</b>	<b>139</b>	<b>0</b>	<b>1606</b>
8. Brent Fullwood	1986	1391	46	75	0	1512
9. Kenny Irons	2005	1293	164	0	2	1459
10. Bo Jackson	1983	1213	73	163	0	1449

## Rushing Attempts

Player	Year	Yards	Avg	Att
1. Rudi Johnson	2000	1567	4.84	324
2. Bo Jackson	1985	1786	6.42	278
<b>3. Ben Tate</b>	<b>2009</b>	<b>1362</b>	<b>5.18</b>	<b>263</b>
4. James Brooks	1980	1314	5.03	261
5. Kenny Irons	2005	1293	5.05	256
6. Joe Cribbs	1978	1205	4.76	253
7. Carnell Williams	2003	1307	5.42	241
8. Carnell Williams	2004	1165	4.87	239
9. Stephen Davis	1994	1263	5.71	221
10. Terry Henley	1972	843	3.90	216

## Rushing Yardage

Player	Year	Att	Avg	Yards
1. Bo Jackson	1985	278	6.42	1786
2. Rudi Johnson	2000	324	4.84	1567
3. Brent Fullwood	1986	167	8.33	1391
<b>4. Ben Tate</b>	<b>2009</b>	<b>263</b>	<b>5.18</b>	<b>1362</b>
5. James Brooks	1980	261	5.03	1314
6. Carnell Williams	2003	241	5.42	1307
7. Kenny Irons	2005	256	5.05	1293
8. Stephen Davis	1994	221	5.71	1263
9. Bo Jackson	1983	158	7.68	1213
10. James Brooks	1979	163	7.41	1208
11. James Bostic	1993	199	6.06	1205
Joe Cribbs	1978	253	4.76	1205
13. Carnell Williams	2004	239	4.87	1165
14. Joe Cribbs	1979	200	5.60	1120
15. Stephen Davis	1995	180	5.93	1068
16. Ronnie Brown	2002	175	5.76	1008
17. Jimmy Sidle	1963	185	5.44	1006
18. Monk Gafford	1942	132	7.61	1004

## Pass Receptions

Player	Year	Yards	Avg	Rec
<b>1. Darvin Adams</b>	<b>2009</b>	<b>997</b>	<b>16.62</b>	<b>60</b>
2. Willie Gosha	1995	811	13.98	58
Frank Sanders	1994	910	15.69	58
4. Ronney Daniels	1999	1068	19.07	56
5. Terry Beasley	1971	846	15.38	55
6. Courtney Taylor	2006	704	13.04	54
7. Karsten Bailey	1997	840	15.85	53
8. Rodgeriqu Smith	2007	705	13.56	52
Terry Beasley	1970	1051	20.21	52
10. Tyrone Goodson	1997	906	18.88	48
Frank Sanders	1993	842	17.54	48

## Receiving Yardage

Player	Year	Rec	Yards
1. Ronney Daniels	1999	56	1068
2. Terry Beasley	1970	52	1051
<b>3. Darvin Adams</b>	<b>2009</b>	<b>60</b>	<b>997</b>
4. Frank Sanders	1994	58	910
5. Tyrone Goodson	1997	48	906
6. Terry Beasley	1971	55	846
7. Frank Sanders	1993	48	842
8. Karsten Bailey	1997	53	840
9. Freddy Weygand	1984	32	796
10. Courtney Taylor	2004	43	737

## Touchdown Receptions

Player	Year	Rec	TD
1. Terry Beasley	1971	55	12
2. Terry Beasley	1970	52	11
<b>3. Darvin Adams</b>	<b>2009</b>	<b>60</b>	<b>10</b>
4. Byron Franklin	1980	32	9
Ronney Daniels	1999	56	9
6. Ben Obomanu	2004	25	7
Karsten Bailey	1998	43	7
Karsten Bailey	1997	53	7
Frank Sanders	1994	58	7
Greg Taylor	1990	46	7
Dick Schmalz	1971	44	7
Tim Christian	1968	47	7

## Scoring

Player	Year	TD	FG	PAT	Pts
1. Carnell Williams	2003	17	0	0	102
Stephen Davis	1995	17	0	0	102
Bo Jackson	1985	17	0	0	102
<b>4. Wes Byrum</b>	<b>2009</b>	<b>0</b>	<b>15</b>	<b>54</b>	<b>99</b>
5. Joe Cribbs	1978	16	0	*1	98
6. John Vaughn	2006	0	20	34	94
Joe Cribbs	1979	15	0	*2	94
8. John Vaughn	2004	0	12	51	87
9. Wes Byrum	2007	0	17	35	86
John Vaughn	2005	0	12	50	86
Scott Etheridge	1992	0	22	20	86

\* - two-point conversions

## Most Points Kicking

Player	Year	FG	PAT	Pts
<b>1. Wes Byrum</b>	<b>2009</b>	<b>15</b>	<b>54</b>	<b>99</b>
2. John Vaughn	2006	20	34	94
3. John Vaughn	2004	12	51	87
4. Wes Byrum	2007	17	35	86
John Vaughn	2005	12	50	86
Scott Etheridge	1992	22	20	86
7. Jaret Holmes	1996	13	43	82
Matt Hawkins	1995	13	42	81
Scott Etheridge	1993	12	45	81
10. Matt Hawkins	1994	13	40	79
Chris Knapp	1986	10	49	79

# Auburn Single Season Records Update

## Field Goals Made

Player	Year	Pct	FGA	FGM
1. Scott Etheridge	1992	.786	28	22
2. John Vaughn	2006	.833	24	20
3. Wes Byrum	2007	.739	23	17
Jim Von Wyl	1990	.773	22	17
5. Damon Duval	2001	.615	26	16
Win Lyle	1989	.842	19	16
<b>7. Wes Byrum</b>	<b>2009</b>	<b>.938</b>	<b>16</b>	<b>15</b>
Jim Von Wyl	1991	.577	26	15
Win Lyle	1987	.789	19	15
Jorge Portela	1977	.682	22	15

## Field Goal Percentage (Min. 10 made)

Player	Year	FGM	FGA	Pct
<b>1. Wes Byrum</b>	<b>2009</b>	<b>15</b>	<b>16</b>	<b>.938</b>
2. Matt Hawkins	1995	13	15	.867
3. Win Lyle	1989	16	19	.842
4. John Vaughn	2006	20	24	.833
Gardner Jett	1970	10	12	.833
6. Jaret Holmes	1997	14	17	.824
7. John Vaughn	2004	12	15	.800
Scott Etheridge	1993	12	15	.800
9. Win Lyle	1987	15	19	.789
10. Scott Etheridge	1992	22	28	.786

## PATs Made

Player	Year	Pct	Att	Made
<b>1. Wes Byrum</b>	<b>2009</b>	<b>1.000</b>	<b>54</b>	<b>54</b>
2. John Vaughn	2004	.981	52	51
3. John Vaughn	2005	1.000	50	50
4. Chris Knapp	1986	1.000	49	49
5. Scott Etheridge	1993	1.000	45	45
6. Jaret Holmes	1996	.956	45	43
7. Matt Hawkins	1995	.933	45	42
8. Gardner Jett	1970	.932	44	41
9. Damon Duval	2002	1.000	40	40
Matt Hawkins	1994	.930	43	40

## PATs Attempted

Player	Year	Made	Pct	Att
<b>1. Wes Byrum</b>	<b>2009</b>	<b>54</b>	<b>1.000</b>	<b>54</b>
2. John Vaughn	2004	51	.981	52
3. John Vaughn	2005	50	1.000	50
4. Chris Knapp	1986	49	1.000	49
5. John Riley	1969	39	.848	46
6. Jaret Holmes	1996	43	.956	45
Matt Hawkins	1995	42	.933	45
Scott Etheridge	1993	45	1.000	45
9. Gardner Jett	1970	41	.932	44
10. Matt Hawkins	1994	40	.930	43

## PAT Percentage (Min. 25 made)

Player	Year	Made	Att	Pct
<b>1. Wes Byrum</b>	<b>2009</b>	<b>54</b>	<b>54</b>	<b>1.000</b>
John Vaughn	2005	50	50	1.000
Chris Knapp	1986	49	49	1.000
Scott Etheridge	1993	45	45	1.000
Damon Duval	2002	40	40	1.000
Al Del Greco	1983	36	36	1.000
John Vaughn	2006	34	34	1.000
Damon Duval	2000	34	34	1.000
Win Lyle	1987	32	32	1.000
Damon Duval	2001	28	28	1.000
John Vaughn	2003	27	27	1.000
Jim Von Wyl	1990	27	27	1.000
Win Lyle	1989	27	27	1.000
Al Del Greco	1980	27	27	1.000
Chris Johnson	1985	25	25	1.000

## Kickoff Return Yardage

Player	Year	Ret	Avg	Yards
1. Tristan Davis	2006	28	27.0	756
2. Tristan Davis	2008	24	27.4	657
3. James Brooks	1977	27	24.2	654
4. Thomas Bailey	1991	24	24.6	591
5. James Brooks	1979	21	27.5	577
6. Robert Baker	1995	25	21.0	525
7. Brent Fullwood	1984	22	23.1	509
8. Thomas Bailey	1993	26	19.4	504
<b>9. Demond Washington</b>	<b>2009</b>	<b>16</b>	<b>31.1</b>	<b>497</b>
10. Joe Cribbs	1976	21	23.3	490

## Kickoff Return Average (Min. 10 Returns)

Player	Year	Ret	Yards	Avg
<b>1. Demond Washington</b>	<b>2009</b>	<b>16</b>	<b>497</b>	<b>31.06</b>
2. David Langner	1972	13	369	28.28
3. Rick Neel	1975	17	478	28.12
4. James Brooks	1979	21	577	27.48
5. Tristan Davis	2008	24	657	27.38
6. Tristan Davis	2006	28	756	27.00
7. Mike Fuller	1973	16	420	26.25
8. Markeith Cooper	1998	18	447	24.83
<b>9. Onterio McCalebb</b>	<b>2009</b>	<b>11</b>	<b>272</b>	<b>24.73</b>
10. Thomas Bailey	1991	24	591	24.63

## Sacks (from 1981)

Player	Year	Sacks	Total Yds.
1. Gary Walker	1994	11.0	69
Kevin Greene	1984	11.0	64
Craig Olgetree	1989	11.0	62
4. Gerald Robinson	1985	10.0	71
Mike Pelton	1994	10.0	61
6. Quentin Groves	2006	9.5	62
Reggie Torbor	2003	9.5	64
8. Antonio Coleman	2009	9.0	53
Donnie Humphrey	1981	9.0	60
10. Antonio Coleman	2007	8.5	54
Leonardo Carson	1998	8.5	52

## Pass Interceptions

Player	Year	Yards	Avg	Int
1. Buddy McClinton	1969	92	10.2	9
2. Brian Robinson	1994	140	17.5	8
David Langner	1972	156	19.5	8
4. Larry Willingham	1969	85	12.1	7
<b>5. Walter McFadden</b>	<b>2009</b>	<b>6</b>	<b>25.7</b>	<b>6</b>
Junior Rosegreen	2004	48	8.0	6
Tom Powell	1985	114	19.0	6
David King	1982	63	10.5	6
Jim McKinney	1973	48	8.0	6
Roger Mitchell	1973	83	13.8	6
Dave Beck	1972	61	10.2	6
Dave Beck	1970	57	9.5	6
Don Webb	1968	45	7.5	6
Bryant Harvard	1960	113	18.8	6
Bobby Jordan	1952	42	7.0	6
Vince Dooley	1951	79	13.2	6
Dickie Flourney	1949	59	9.8	6

## Average Yards Per Interception Return (Min. 3)

Player	Year	Int	Yards	Avg
1. Chris Shelling	1993	4	169	42.5
2. Fob James	1953	3	117	38.0
3. David Langner	1971	3	108	36.0
4. John McGeever	1961	3	95	31.7
5. Fob James	1955	3	86	28.7
6. Tommy Lorino	1957	3	85	28.3
7. Ken Alvis	1994	3	79	26.3
8. Brian Robinson	1993	5	131	26.2
<b>9. Walter McFadden</b>	<b>2009</b>	<b>6</b>	<b>154</b>	<b>25.7</b>
Aundray Bruce	1987	3	77	25.7



# Team Single Season Records

## Total Points

1. 433 (2009)
2. 424 (1995)
3. 420 (2004)
4. 388 (2002)
5. 386 (2005)
6. 379 (1986)
7. 366 (1996)
8. 363 (1969)
9. 359 (1994)
10. 355 (1970)

## Passing Yardage

1. 3282 (1997)
2. 3086 (2004)
3. 2891 (1995)
4. 2885 (1970)
5. 2857 (2009)
6. 2589 (2005)
7. 2574 (1996)
8. 2499 (2003)
9. 2493 (1999)
10. 2462 (1990)

## Passing Yards/Game

1. 288.5 (1970)
2. 273.5 (1997)
3. 262.8 (1995)
4. 237.4 (2004)
5. 234.0 (1996)
6. 227.7 (1971)
7. 226.6 (1999)
8. 223.8 (1990)
9. 219.9 (1988)
10. 219.8 (2009)

## Pass Attempts

1. 406 (1997)
2. 375 (1995)
3. 364 (2009)
- 364 (1990)
5. 356 (2007)
6. 354 (2000)
7. 348 (1996)
8. 346 (1999)
9. 341 (2008)
10. 339 (2005)

## Pass Completions

1. 233 (1995)
2. 218 (2009)
3. 217 (1997)
4. 211 (2004)
5. 208 (2000)
6. 204 (2007)
7. 202 (1999)
- 202 (2003)
9. 197 (1987)
10. 196 (1990)

## Pass Completion Pct.

1. 68.5 (2004)
2. 65.4 (1987)
3. 62.5 (2003)
4. 62.1 (1995)
5. 60.6 (2006)
6. 60.4 (1993)
7. 60.3 (1988)
8. 59.9 (2009)
9. 58.8 (2000)
10. 58.7 (2001)

## Passing Touchdowns

1. 25 (2009)
- 25 (2004)
3. 24 (1971)
4. 19 (2005)
- 19 (1996)
- 19 (1995)
- 19 (1999)
8. 18 (2002)
- 18 (1997)
- 18 (1969)

## Rushing Yards

1. 3438 (1985)
2. 3279 (1979)
3. 3231 (1983)
4. 3087 (1974)
5. 3086 (1984)
6. 2804 (1978)
7. 2756 (2009)
8. 2739 (1982)
9. 2732 (1980)
10. 2687 (1986)

## Total Offensive Plays

1. 914 (2009)
2. 911 (1984)
3. 899 (2007)
4. 864 (2003)
5. 862 (2002)
6. 861 (2004)
7. 820 (2005)
8. 816 (2000)
9. 810 (2008)
10. 808 (1985)

## Total Offensive Yards

1. 5613 (2009)
2. 5469 (2004)
3. 5049 (1995)
4. 5038 (2002)
5. 4923 (1984)
6. 4918 (2005)
7. 4891 (2003)
8. 4850 (1970)
9. 4777 (1988)
10. 4620 (1993)

## Total Offense/Game

1. 485.0 (1970)
2. 459.0 (1995)
3. 434.3 (1988)
4. 431.8 (2009)
5. 423.3 (1969)
6. 420.7 (2004)
7. 420.0 (1993)
8. 417.6 (1985)
9. 416.4 (1986)
10. 410.8 (1994)

## First Downs

1. 271 (2004)
2. 266 (2009)
3. 257 (2005)
4. 256 (1995)
5. 248 (2002)
- 248 (1993)
7. 246 (2007)
- 246 (2003)
9. 244 (1984)
10. 238 (1985)

## Passing First Downs

1. 135 (1995)
2. 129 (1997)
3. 124 (2004)
4. 122 (2005)
5. 118 (2009)
6. 111 (1990)
7. 110 (1970)
8. 109 (1999)
9. 108 (2003)
- 108 (1971)

## Rushing First Downs

1. 211 (1969)
2. 208 (1985)
3. 158 (1983)
4. 157 (1974)
5. 152 (1984)
6. 140 (1979)
7. 138 (2009)
8. 137 (1986)
9. 137 (1978)
10. 135 (1980)

# 2009 Auburn Football Statistics

RECORD.....	OVERALL	HOME	AWAY	NEUTRAL
ALL GAMES .....	8-5	6-2	1-3	1-0
CONFERENCE .....	3-5	2-2	1-3	0-0
NON-CONFERENCE .....	5-0	4-0	0-0	1-0

DATE .....	OPPONENT	W/L	SCORE	ATTEND
09/05/2009 .....	LOUISIANA TECH	W	37-13	81,143
09/12/2009 .....	MISSISSIPPI STATE*	W	49-24	85,269
09/19/2009 .....	WEST VIRGINIA	W	41-30	87,451
09/26/2009 .....	BALL STATE	W	54-30	83,118
10/03/2009 .....	at Tennessee*	W	26-22	102,941
10/10/2009 .....	at Arkansas*	L	23-44	72,559
10/17/2009 .....	KENTUCKY*	L	14-21	86,217
10/24/2009 .....	at #9 LSU*	L	10-31	92,654
10/31/2009 .....	#24 OLE MISS*	W	33-20	84,756
11/07/2009 .....	FURMAN	W	63-31	81,506
11/14/2009 .....	at Georgia*	L	24-31	92,746
11/27/2009 .....	#2 ALABAMA*	L	21-26	87,451
01/01/2010 .....	vs. Northwestern	W (OT)	38-35	49,383

TEAM STATISTICS .....	AU	OPP
SCORING .....	433	358
Points Per Game .....	33.3	27.5
FIRST DOWNS .....	266	268
Rushing .....	138	109
Passing .....	118	127
Penalty .....	10	32
RUSHING YARDAGE .....	2756	2029
Yards gained rushing .....	3108	2372
Yards lost rushing .....	352	343
Rushing Attempts.....	550	493
Average Per Rush.....	5.0	4.1
Average Per Game .....	212.0	156.1
TDs Rushing .....	24	25
PASSING YARDAGE .....	2857	2834
Comp-Att-Int .....	218-364-9	253-452-17
Average Per Pass.....	7.8	6.3
Average Per Catch .....	13.1	11.2
Average Per Game .....	219.8	218.0
TDs Passing .....	25	19
TOTAL OFFENSE .....	5613	4863
Total Plays .....	914	945
Average Per Play .....	6.1	5.1
Average Per Game .....	431.8	374.1
KICK RETURNS: #-Yards.....	63-1493	69-1624
PUNT RETURNS: #-Yards .....	24-107	13-168
INT RETURNS: #-Yards .....	17-243	9-77
KICK RETURN AVERAGE .....	23.7	23.5
PUNT RETURN AVERAGE .....	4.5	12.9
INT RETURN AVERAGE .....	14.3	8.6
FUMBLES-LOST .....	28-14	14-7
PENALTIES-Yards .....	97-847	59-466
Average Per Game .....	65.2	35.8
PUNTS-Yards .....	68-2716	69-2918
Average Per Punt .....	39.9	42.3
Net punt average .....	35.7	39.6
TIME OF POSSESSION/Game .....	28:04	31:56
3RD-DOWN Conversions .....	71/177	63/192
3rd-Down Pct .....	40%	33%
4TH-DOWN Conversions .....	4/14	15/24
4th-Down Pct .....	29%	62%
SACKS BY-Yards .....	28-204	21-181
MISC YARDS .....	80	0
TOUCHDOWNS SCORED .....	55	46
FIELD GOALS-ATTEMPTS .....	15-16	14-23
ON-SIDE KICKS .....	1-1	0-1
RED-ZONE SCORES .....	(38-40) 95%	(43-48) 90%
RED-ZONE TOUCHDOWNS .....	(29-40) 73%	(31-48) 65%
PAT-ATTEMPTS .....	(54-54) 100%	(38-43) 88%
ATTENDANCE .....	676911	360900
Games/Avg Per Game .....	8/84614	4/90225
Neutral Site Games .....		1/49383

SCORE BY QUARTERS .....	1st	2nd	3rd	4th	OT	Total
Auburn .....	120	105	111	94	3	433
Opponents .....	72	81	97	108	0	358

RUSHING .....	GP	Att	Gain	Loss	Net	Avg	TD	Long	Avg/G
Ben Tate .....	13	263	1406	44	1362	5.2	10	60	104.8
Onterio McCalebb .....	11	105	606	41	565	5.4	4	62	51.4
Mario Fannin .....	13	34	296	11	285	8.4	0	32	21.9
Terrell Zachery .....	13	9	221	7	214	23.8	1	67	16.5
Kodi Burns .....	13	56	191	16	175	3.1	5	19	13.5
Eric Smith .....	11	20	103	4	99	4.9	1	16	9.0
Anthony Gulley .....	11	5	77	0	77	15.4	2	50	7.0
Neil Caudle .....	5	2	53	0	53	26.5	1	52	10.6
Travante Stallworth .....	10	4	48	0	48	12.0	0	16	4.8
Davis Hooper .....	3	3	3	2	1	0.3	0	2	0.3
TEAM .....	7	5	0	7	-7	-1.4	0	0	-1.0
Chris Todd .....	13	44	104	220	-116	-2.6	0	16	-8.9
<b>Total .....</b>	<b>13</b>	<b>550</b>	<b>3108</b>	<b>352</b>	<b>2756</b>	<b>5.0</b>	<b>24</b>	<b>67</b>	<b>212.0</b>
<b>Opponents .....</b>	<b>13</b>	<b>493</b>	<b>2372</b>	<b>343</b>	<b>2029</b>	<b>4.1</b>	<b>25</b>	<b>79</b>	<b>156.1</b>

PASSING .....	G	Effic	Comp-Att-Int	Pct	Yds	TD	Lng	Avg/G
Chris Todd .....	13	145.73	198-328-6	60.4	2612	22	93	200.9
Neil Caudle .....	5	152.90	15-20-1	75.0	170	1	22	34.0
Kodi Burns .....	13	92.67	5-15-2	33.3	75	2	17	5.8
TEAM .....	7	0.00	0-1-0	0.0	0	0	0	0.0
<b>Total .....</b>	<b>13</b>	<b>143.54</b>	<b>218-364-9</b>	<b>59.9</b>	<b>2857</b>	<b>25</b>	<b>93</b>	<b>219.8</b>
<b>Opponents .....</b>	<b>13</b>	<b>114.99</b>	<b>253-452-17</b>	<b>56.0</b>	<b>2834</b>	<b>19</b>	<b>66</b>	<b>218.0</b>

RECEIVING .....	G	No.	Yds	Avg	TD	Long	Avg/G
Darvin Adams .....	13	60	997	16.6	10	72	76.7
Mario Fannin .....	13	42	413	9.8	3	82	31.8
Terrell Zachery .....	13	26	477	18.3	5	93	36.7
Ben Tate .....	13	20	105	5.2	0	19	8.1
Eric Smith .....	11	18	226	12.6	1	37	20.5
Tommy Trott .....	13	11	144	13.1	2	34	11.1
Emory Blake .....	11	9	66	7.3	0	16	6.0
DeAngelo Benton .....	12	6	88	14.7	0	26	7.3
Onterio McCalebb .....	11	6	58	9.7	0	24	5.3
Philip Lutzenkirchen .....	13	5	66	13.2	2	21	5.1
Kodi Burns .....	13	5	46	9.2	1	23	3.5
Jay Wisner .....	13	3	56	18.7	0	24	4.3
Quindarius Carr .....	13	2	78	39.0	1	46	6.0
Travante Stallworth .....	10	2	21	10.5	0	16	2.1
Derek Winter .....	13	1	16	16.0	0	16	1.2
Tim Hawthorne .....	10	1	3	3.0	0	3	0.3
Lee Ziemba .....	13	1	-3	-3.0	0	0	-0.2
<b>Total .....</b>	<b>13</b>	<b>218</b>	<b>2857</b>	<b>13.1</b>	<b>25</b>	<b>93</b>	<b>219.8</b>
<b>Opponents .....</b>	<b>13</b>	<b>253</b>	<b>2834</b>	<b>11.2</b>	<b>19</b>	<b>66</b>	<b>218.0</b>

PUNT RETURNS .....	No.	Yds	Avg	TD	Long
Philip Pierre-Louis .....	11	49	4.5	0	16
Demond Washington .....	7	39	5.6	0	19
Anthony Gulley .....	5	24	4.8	0	17
Mario Fannin .....	1	-5	-5.0	0	0
<b>Total .....</b>	<b>24</b>	<b>107</b>	<b>4.5</b>	<b>0</b>	<b>19</b>
<b>Opponents .....</b>	<b>13</b>	<b>168</b>	<b>12.9</b>	<b>1</b>	<b>56</b>

INTERCEPTIONS .....	No.	Yds	Avg	TD	Long
Walter McFadden .....	6	154	25.7	2	100
T'Sharvan Bell .....	3	3	1.0	0	3
Neiko Thorpe .....	2	22	11.0	0	22
Josh Bynes .....	1	5	5.0	0	5
Antonio Coleman .....	1	20	20.0	1	20
Daren Bates .....	1	0	0.0	0	0
Dee Ford .....	1	3	3.0	0	3
Craig Stevens .....	1	15	15.0	1	15
Jake Ricks .....	1	21	21.0	0	21
<b>Total .....</b>	<b>17</b>	<b>243</b>	<b>14.3</b>	<b>4</b>	<b>100</b>
<b>Opponents .....</b>	<b>9</b>	<b>77</b>	<b>8.6</b>	<b>0</b>	<b>21</b>

# 2009 Auburn Football Statistics

KICK RETURNS	No.	Yds	Avg	TD	Long
Demond Washington	16	497	31.1	1	99
Mario Fannin	14	297	21.2	0	35
Onterio McCalebb	11	272	24.7	0	52
Philip Pierre-Louis	7	122	17.4	0	34
Ben Tate	5	139	27.8	0	36
Terrell Zachery	4	65	16.2	0	19
Eric Smith	2	17	8.5	0	14
Harry Adams	2	53	26.5	0	27
Anthony Gulley	1	24	24.0	0	24
Tommy Trott	1	7	7.0	0	7
<b>Total</b>	<b>63</b>	<b>1493</b>	<b>23.7</b>	<b>1</b>	<b>99</b>
<b>Opponents</b>	<b>69</b>	<b>1624</b>	<b>23.5</b>	<b>1</b>	<b>82</b>

FUMBLE RETURNS	No.	Yds	Avg	TD	Long
Neiko Thorpe	0	0	0.0	1	0
<b>Total</b>	<b>0</b>	<b>0</b>	<b>0.0</b>	<b>1</b>	<b>0</b>
<b>Opponents</b>	<b>1</b>	<b>1</b>	<b>1.0</b>	<b>0</b>	<b>1</b>

SCORING	TD	FGs	PATs					Saf	Points
			Kick	Rush	Rcv	Pass	DXP		
Wes Byrum	0	15-16	54-54	0-0	0	0-0	0	0	99
Darvin Adams	10	0-0	0-0	0-0	0	0-0	0	0	60
Ben Tate	10	0-0	0-0	0-0	0	0-0	0	0	60
Kodi Burns	6	0-0	0-0	0-0	0	0-0	0	0	36
Terrell Zachery	6	0-0	0-0	0-0	0	0-0	0	0	36
Onterio McCalebb	4	0-0	0-0	0-0	0	0-0	0	0	24
Mario Fannin	3	0-0	0-0	0-0	0	0-0	0	0	18
Walter McFadden	2	0-0	0-0	0-0	0	0-0	0	0	12
Tommy Trott	2	0-0	0-0	0-0	0	0-0	0	0	12
Anthony Gulley	2	0-0	0-0	0-0	0	0-0	0	0	12
Philip Lutzenkirchen	2	0-0	0-0	0-0	0	0-0	0	0	12
Eric Smith	2	0-0	0-0	0-0	0	0-0	0	0	12
Demond Washington	1	0-0	0-0	0-0	0	0-0	1	0	8
Quindarius Carr	1	0-0	0-0	0-0	0	0-0	0	0	6
Craig Stevens	1	0-0	0-0	0-0	0	0-0	0	0	6
Neiko Thorpe	1	0-0	0-0	0-0	0	0-0	0	0	6
Neil Caudle	1	0-0	0-0	0-0	0	0-0	0	0	6
Antonio Coleman	1	0-0	0-0	0-0	0	0-0	0	0	6
Josh Bynes	0	0-0	0-0	0-0	0	0-0	0	1	2
Chris Todd	0	0-0	0-0	0-0	0	0-1	0	0	0
<b>Total</b>	<b>55</b>	<b>15-16</b>	<b>54-54</b>	<b>0-0</b>	<b>0</b>	<b>0-1</b>	<b>1</b>	<b>1</b>	<b>433</b>
<b>Opponents</b>	<b>46</b>	<b>14-23</b>	<b>38-43</b>	<b>0-0</b>	<b>1</b>	<b>1-2</b>	<b>0</b>	<b>0</b>	<b>358</b>

TOTAL OFFENSE	G	Plays	Rush	Pass	Total	Avg/G
Chris Todd	13	372	-116	2612	2496	192.0
Ben Tate	13	263	1362	0	1362	104.8
Onterio McCalebb	11	105	565	0	565	51.4
Mario Fannin	13	34	285	0	285	21.9
Kodi Burns	13	71	175	75	250	19.2
Neil Caudle	5	22	53	170	223	44.6
Terrell Zachery	13	9	214	0	214	16.5
Eric Smith	11	20	99	0	99	9.0
Anthony Gulley	11	5	77	0	77	7.0
Travante Stallworth	10	4	48	0	48	4.8
Davis Hooper	3	3	1	0	1	0.3
TEAM	7	6	-7	0	-7	-1.0
<b>Total</b>	<b>13</b>	<b>914</b>	<b>2756</b>	<b>2857</b>	<b>5613</b>	<b>431.8</b>
<b>Opponents</b>	<b>13</b>	<b>945</b>	<b>2029</b>	<b>2834</b>	<b>4863</b>	<b>374.1</b>

FIELD GOALS	FGM-FGA	Pct	01-19	20-29	30-39	40-49	50-99	Lg	Blk
Wes Byrum	15-16	93.8	1-1	5-5	4-4	5-6	0-0	49	0

FG SEQUENCE	Auburn	OPPONENTS
Louisiana Tech	(25),(49),(47)	(20),(46)
Mississippi State	--	(29)
West Virginia	(46),(42)	(28)
Ball State	(32)	(33),(37),(33)
Tennessee	(29),(43),46,(19),(22)	39,(26)
Arkansas	(37)	(23)
Kentucky	-	38,49
LSU	(24)	49,(32),52
Ole Miss	(36)	44
Furman	-	(23)
Georgia	(37)	(51)
Alabama	-	42, (27), (31)
Northwestern	(21)	48,44

Numbers in (parentheses) indicate field goal was made.

PUNTING	No.	Yds	Avg	Long	TB	FC	I20	Blkd
Clinton Durst	64	2612	40.8	58	5	25	21	0
Chris Todd	3	104	34.7	37	1	0	2	0
TEAM	1	0	0.0	0	0	0	0	1
<b>Total</b>	<b>68</b>	<b>2716</b>	<b>39.9</b>	<b>58</b>	<b>6</b>	<b>25</b>	<b>23</b>	<b>1</b>
<b>Opponents</b>	<b>69</b>	<b>2918</b>	<b>42.3</b>	<b>60</b>	<b>4</b>	<b>12</b>	<b>23</b>	<b>0</b>

KICKOFFS	No.	Yds	Avg	TB	OB	Retn	Net	YdLn
Morgan Hull	67	4117	61.4	4	5			
Wes Byrum	13	865	66.5	2	0			
<b>Total</b>	<b>80</b>	<b>4982</b>	<b>62.3</b>	<b>6</b>	<b>5</b>	<b>1624</b>	<b>40.5</b>	<b>29</b>
<b>Opponents</b>	<b>72</b>	<b>4335</b>	<b>60.2</b>	<b>3</b>	<b>3</b>	<b>1493</b>	<b>38.6</b>	<b>31</b>

ALL PURPOSE	G	Rush	Rec	PR	KOR	IR	Tot	Avg/G
Ben Tate	13	1362	105	0	139	0	1606	123.5
Darvin Adams	13	0	997	0	0	0	997	76.7
Mario Fannin	13	285	413	-5	297	0	990	76.2
Onterio McCalebb	11	565	58	0	272	0	895	81.4
Terrell Zachery	13	214	477	0	65	0	756	58.2
Demond Washington	13	0	0	39	497	0	536	41.2
Eric Smith	11	99	226	0	17	0	342	31.1
Kodi Burns	13	175	46	0	0	0	221	17.0
Philip Pierre-Louis	6	0	0	49	122	0	171	28.5
Walter McFadden	13	0	0	0	0	154	154	11.8
Tommy Trott	13	0	144	0	7	0	151	11.6
Anthony Gulley	11	77	0	24	24	0	125	11.4
DeAngelo Benton	12	0	88	0	0	0	88	7.3
Quindarius Carr	13	0	78	0	0	0	78	6.0
Travante Stallworth	10	48	21	0	0	0	69	6.9
Emory Blake	11	0	66	0	0	0	66	6.0
Philip Lutzenkirchen	13	0	66	0	0	0	66	5.1
Jay Wisner	13	0	56	0	0	0	56	4.3
Neil Caudle	5	53	0	0	0	0	53	10.6
Harry Adams	7	0	0	0	53	0	53	7.6
Neiko Thorpe	13	0	0	0	0	22	22	1.7
Jake Ricks	13	0	0	0	0	21	21	1.6
Antonio Coleman	13	0	0	0	0	20	20	1.5
Derek Winter	13	0	16	0	0	0	16	1.2
Craig Stevens	13	0	0	0	0	15	15	1.2
Josh Bynes	13	0	0	0	0	5	5	0.4
Dee Ford	13	0	0	0	0	3	3	0.2
T'Sharvan Bell	13	0	0	0	0	3	3	0.2
Tim Hawthorne	10	0	3	0	0	0	3	0.3
Davis Hooper	3	1	0	0	0	0	1	0.3
Lee Ziemba	13	0	-3	0	0	0	-3	-0.2
TEAM	7	-7	0	0	0	0	-7	-1.0
Chris Todd	13	-116	0	0	0	0	-116	-8.9
<b>Total</b>	<b>13</b>	<b>2756</b>	<b>2857</b>	<b>107</b>	<b>1493</b>	<b>243</b>	<b>7456</b>	<b>573.5</b>
<b>Opponents</b>	<b>13</b>	<b>2029</b>	<b>2834</b>	<b>168</b>	<b>1624</b>	<b>77</b>	<b>6732</b>	<b>517.8</b>

# 2009 Auburn Football Statistics

## Defensive Statistics

DEFENSIVE LEADERS	GP	-----Tackles-----			TFL/Yds	-Sacks-  No-Yards	-----Pass Def-----			----Fumbles----		Blkd Kick	Saf
		Solo	Ast	Total			Int-Yds	BrUp	QBH	Rcv-Yds	FF		
17 Josh Bynes	13	61	43	104	6.0-16	1.0-7	1-5	7	5	2-0	.	.	1
46 Craig Stevens	13	55	40	95	8.0-38	2.5-28	1-15	2	6	1-0	1	.	.
15 Neiko Thorpe	13	56	28	84	0.5-1	.	2-22	9	.	.	1	.	.
25 Daren Bates	13	46	24	70	2.5-19	0.5-12	1-0	3	4	1-0	.	.	.
4 Zac Etheridge	9	35	17	52	3.5-11	.	.	1	1	1-0	2	.	.
52 Antonio Coleman	13	23	26	49	16.5-75	10.0-60	1-20	5	12	1-0	1	2	.
6 Walter McFadden	13	36	10	46	4.5-15	.	6-154	10	.	.	.	.	.
93 Mike Blanc	13	12	32	44	6.5-23	3.5-18	.	3	6	.	1	.	.
91 Jake Ricks	13	17	21	38	4.5-10	1.5-7	1-21	2	6	.	1	1	.
14 Demond Washington	13	22	14	36	1.0-12	1.0-12	.	4	4	.	.	.	.
21 Eltoro Freeman	10	15	16	31	2.0-12	1.0-10	.	.	4	.	.	.	.
45 Antoine Carter	10	16	14	30	4.5-28	1.5-14	.	.	3	.	.	.	.
35 Jonathan Evans	13	21	7	28	0.5-1	.	.	.	.	.	.	.	.
90 Nick Fairley	13	14	14	28	3.5-20	1.5-15	.	.	7	1-0	.	1	.
49 Michael Goggans	13	12	12	24	2.5-6	1.0-2	.	2	4	.	.	.	.
11 Mike Slade	12	8	5	13	.	.	.	1	.	.	.	.	.
31 Adam Herring	8	6	6	12	0.5-1	.	.	.	.	.	.	.	.
95 Dee Ford	13	5	7	12	2.5-17	1.0-10	1-3	.	7	.	.	.	.
16 Ikeem Means	12	6	4	10	.	.	.	.	.	.	.	.	.
22 T'Sharvan Bell	13	7	2	9	0.5-2	.	3-3	.	.	.	.	.	.
24 D'Antoine Hood	10	6	3	9	.	.	.	.	.	.	.	.	.
58 Harris Gaston	4	3	6	9	.	.	.	.	.	.	.	.	.
56 Ashton Richardson	13	4	5	9	3.0-14	1.0-7	.	.	.	.	.	.	.
97 Derrick Lykes	13	3	6	9	0.5-0	.	.	.	.	.	.	.	.
96 Chris Humphries	11	6	2	8	1.0-1	.	.	.	.	.	1	.	.
98 Zach Clayton	6	3	4	7	1.0-5	.	.	.	1	.	.	.	.
89 Darvin Adams	13	5	1	6	.	.	.	.	.	.	.	.	.
8 Harry Adams	7	2	4	6	.	.	.	.	.	.	.	.	.
33 Woody Parramore	1	4	1	5	.	.	.	.	.	.	.	.	.
61 Josh Harris	13	3	1	4	.	.	.	.	.	.	.	.	.
32 Eric Smith	11	1	3	4	.	.	.	.	.	.	.	.	.
80 Emory Blake	11	3	1	4	.	.	.	.	.	.	.	.	.
83 Gabe McKenzie	13	3	.	3	1.0-2	1.0-2	.	.	.	.	.	.	.
20 Drew Cole	4	2	1	3	.	.	.	.	.	.	.	.	.
97 Clinton Durst	13	1	2	3	.	.	.	.	.	.	.	.	.
38 Jason King	10	1	2	3	.	.	.	.	.	.	.	.	.
33 Gabe Barrett	3	1	1	2	.	.	.	.	.	.	.	.	.
82 Jay Wisner	13	2	.	2	.	.	.	.	.	.	.	.	.
8 Anthony Gulley	11	2	.	2	.	.	.	.	.	.	.	.	.
36 Wade Christopher	6	.	2	2	.	.	.	.	1	.	.	.	.
37 Morgan Hull	12	2	.	2	.	.	.	.	.	.	.	.	.
44 Ben Tate	13	2	.	2	.	.	.	.	.	.	.	.	.
5 Tommy Trott	13	1	.	1	.	.	.	.	.	.	.	.	.
51 Watson Downs	3	.	1	1	.	.	.	.	.	.	.	.	.
73 Lee Ziemba	13	.	1	1	.	.	.	.	.	.	.	.	.
27 Mario Fannin	13	1	.	1	.	.	.	.	.	.	.	.	.
18 Wes Byrum	13	1	.	1	.	.	.	.	.	.	.	.	.
3 DeAngelo Benton	12	.	1	1	.	.	.	.	.	.	.	.	.
81 Terrell Zachery	13	1	.	1	.	.	.	.	.	.	.	.	.
85 Travante Stallworth	10	.	1	1	.	.	.	.	.	.	.	.	.
66 Mike Berry	13	.	1	1	.	.	.	.	.	.	.	.	.
75 Andrew McCain	13	.	1	1	.	.	.	.	.	.	.	.	.
40 Robert Hill	2	.	1	1	0.5-1	.	.	.	.	.	.	.	.
<b>Total</b>	<b>13</b>	<b>536</b>	<b>394</b>	<b>930</b>	<b>77-330</b>	<b>28-204</b>	<b>17-243</b>	<b>49</b>	<b>71</b>	<b>7-0</b>	<b>8</b>	<b>4</b>	<b>1</b>
<b>Opponents</b>	<b>13</b>	<b>541</b>	<b>414</b>	<b>955</b>	<b>78.0-351</b>	<b>21-181</b>	<b>9-77</b>	<b>41</b>	<b>44</b>	<b>14-1</b>	<b>15</b>	<b>1</b>	<b>.</b>

## Special Teams Tackles

SPECIAL TEAMS	-----Tackles-----			SPECIAL TEAMS	-----Tackles-----			SPECIAL TEAMS	-----Tackles-----		
	Solo	Ast	Total		Solo	Ast	Total		Solo	Ast	Total
15 Neiko Thorpe	7	3	10	32 Eric Smith	2	1	3	33 Gabe Barrett	1	1	2
14 Demond Washington	4	3	7	56 Ashton Richardson	2	1	3	25 Daren Bates	0	2	2
96 Chris Humphries	4	2	6	89 Darvin Adams	2	1	3	36 Wade Christopher	0	2	2
35 Jonathan Evans	4	1	5	4 Zac Etheridge	1	2	3	58 Harris Gaston	0	2	2
11 Mike Slade	2	3	5	38 Jason King	1	2	3	18 Wes Byrum	1	0	1
16 Ikeem Means	4	0	4	95 Dee Ford	1	2	3	81 Terrell Zachery	1	0	1
46 Craig Stevens	3	1	4	8 Anthony Gulley	2	0	2	97 Clinton Durst	1	0	1
61 Josh Harris	3	1	4	22 T'Sharvan Bell	2	0	2	3 DeAngelo Benton	0	1	1
80 Emory Blake	3	1	4	37 Morgan Hull	2	0	2	20 Drew Cole	0	1	1
8 Harry Adams	2	2	4	82 Jay Wisner	2	0	2	24 D'Antoine Hood	0	1	1
								85 Travante Stallworth	0	1	1

# 2009 Scoring Summaries

Plays	Yards	TOP	Qtr	Scoring Play	Plays	Yards	TOP	Qtr	Scoring Play
<b>LOUISIANA TECH</b>					<b>KENTUCKY</b>				
13	69	5:36	1	W. Byrum 25-yard field goal	--	--	--	1	N. Thorpe 69-yard blocked FG return
10	66	3:27	1	K. Burns 1-yard run	14	48	5:20	2	B. Tate 1-yard run
3	29	0:23	2	W. Byrum 49-yard field goal	<b>LSU</b>				
3	98	0:48	3	T. Zachery 93-yard pass from C. Todd	9	53	4:20	3	W. Byrum 24-yard field goal
7	22	1:36	3	W. Byrum 47-yard field goal	8	59	2:16	4	P. Lutzenkirchen 1-yard pass from N. Caudle
9	72	3:07	4	D. Adams 17-yard pass from C. Todd	<b>OLE MISS</b>				
13	65	5:02	4	O. McCalebb 3-yard run	7	41	2:25	1	W. Byrum 36-yard field goal
<b>MISSISSIPPI STATE</b>					6	90	1:43	2	D. Adams 28-yard pass from C. Todd
8	73	3:11	1	K. Burns 1-yard run	3	61	0:35	3	T. Trott 14-yard pass from K. Burns
--	--	--	1	A. Coleman 20-yard interception return	--	--	--	3	W. McFadden 29-yard interception return
5	80	1:36	2	O. McCalebb 48-yard run	3	67	0:57	3	B. Tate 53-yard run
8	78	1:13	2	K. Burns 1-yard run	--	--	--	3	D. Washington PAT return
7	81	2:51	3	P. Lutzenkirchen 13-yard pass from K. Burns	<b>FURMAN</b>				
4	72	1:22	3	B. Tate 35-yard run	6	51	1:57	1	D. Adams 6-yard pass from C. Todd
13	75	5:19	4	K. Burns 1-yard run	8	80	2:52	1	B. Tate 9-yard run
<b>WEST VIRGINIA</b>					5	73	1:53	1	M. Fannin 24-yard pass from C. Todd
9	38	2:55	1	W. Byrum 46-yard field goal	4	55	2:12	2	D. Adams 23-yard pass from C. Todd
6	45	1:50	1	D. Adams 16-yard pass from C. Todd	6	71	2:30	2	D. Adams 41-yard pass from C. Todd
6	43	2:30	2	W. Byrum 42-yard field goal	4	56	1:17	2	B. Tate 5-yard run
11	68	3:24	2	D. Adams 4-yard pass from C. Todd	9	81	4:57	3	E. Smith 2-yard run
2	86	0:49	3	M. Fannin 82-yard pass from C. Todd	8	62	4:50	4	A. Gulley 13-yard run
3	19	0:54	4	D. Adams 17-yard pass from C. Todd	3	61	1:30	4	A. Gulley 50-yard run
--	--	--	4	C. Stevens 15-yard interception return	<b>GEORGIA</b>				
<b>BALL STATE</b>					9	74	3:47	1	K. Burns 5-yard pass from C. Todd
4	28	0:50	1	T. Trott 6-yard pass from C. Todd	11	82	5:57	1	T. Zachery 31-yard pass from C. Todd
6	78	1:50	2	T. Zachery 46-yard pass from C. Todd	7	56	2:37	3	W. Byrum 37-yard field goal
--	--	--	2	J. Bynes safety	--	--	--	4	D. Washington 99-yard kickoff return
2	63	0:33	2	O. McCalebb 1-yard run	<b>ALABAMA</b>				
3	77	0:31	2	T. Zachery 65-yard pass from C. Todd	4	80	1:42	1	T. Zachery 67-yard run
9	49	2:28	2	W. Byrum 32-yard field goal	12	58	5:58	1	E. Smith 1-yard pass from C. Todd
10	76	3:21	3	D. Adams 26-yard pass from C. Todd	2	76	0:47	3	D. Adams 72-yard pass from C. Todd
4	72	1:41	3	M. Fannin 36-yard pass from C. Todd	<b>NORTHWESTERN</b>				
5	74	2:55	4	N. Caudle 52-yard run	5	31	1:30	1	K. Burns 1-yard run
<b>TENNESSEE</b>					--	--	--	1	W. McFadden 100-yard interception return
10	44	3:30	1	W. Byrum 29-yard field goal	5	79	1:43	2	Q. Carr 46-yard pass from C. Todd
4	4	1:10	1	W. Byrum 43-yard field goal	7	60	2:49	4	B. Tate 5-yard run
9	87	2:32	2	B. Tate 11-yard run	3	65	0:39	4	B. Tate 7-yard run
7	55	2:31	3	W. Byrum 19-yard field goal	6	21	--	OT	W. Byrum 21-yard field goal
8	70	2:25	4	T. Zachery 11-yard pass from C. Todd					
9	35	3:32	4	W. Byrum 22-yard field goal					
<b>ARKANSAS</b>									
8	44	2:08	2	W. Byrum 37-yard field goal					
8	67	2:42	3	B. Tate 1-yard run					
1	60	0:13	3	B. Tate 60-yard run					
3	66	0:59	3	O. McCalebb 3-yard run					

Average Scoring Drive: Plays: 6.6 Yards: 61.2 Time: 2:25

## 2009 Starting Lineups

### Offense

	WR	TE	LT	LG	C	RG	RT	WR	HB	QB	TB
LOUISIANA TECH	Zachery	Trott	Ziemba	Berry	Pugh	Isom	McCain	Adams	Fannin	Todd	Tate
MISSISSIPPI STATE	Burns	Trott	Ziemba	Berry	Pugh	Isom	McCain	Adams	E. Smith	Todd	McCalebb
WEST VIRGINIA	Zachery	Trott	Ziemba	Berry	Pugh	Isom	McCain	Hawthorne	E. Smith	Todd	Tate
BALL STATE	Zachery	Wisner (WR)	Ziemba	Berry	Pugh	Sullen	McCain	Adams	Fannin	Todd	Tate
at Tennessee	Zachery	Trott	Ziemba	Berry	Pugh	Eddins	McCain	Wisner	Fannin	Todd	Tate
at Arkansas	Burns	Trott	Ziemba	Berry	Pugh	Isom	McCain	Adams	E. Smith	Todd	Tate
KENTUCKY	Zachery	Trott	Ziemba	Berry	Pugh	Isom	McCain	Burns	E. Smith	Todd	Tate
at LSU	Zachery	Trott	Ziemba	Berry	Pugh	Isom	McCain	Adams	Fannin	Todd	Tate
OLE MISS	Burns	Trott	Ziemba	Berry	Pugh	Isom	McCain	Adams	E. Smith	Todd	Fannin
FURMAN	Burns	Trott	Ziemba	Berry	Pugh	Isom	McCain	Lutzenkirchen (TE)	E. Smith	Todd	Fannin
at Georgia	Blake	McCalebb (RB)	Ziemba	Berry	Pugh	Isom	McCain	Adams	E. Smith	Todd	Tate
ALABAMA	Zachery	Carr (WR)	Ziemba	Berry	Pugh	Isom	McCain	Adams	Fannin	Todd	Tate
vs. Northwestern	Burns	Trott	Ziemba	Berry	Pugh	Isom	McCain	Adams	Carr (WR)	Todd	Tate

### Defense

	LE	LT	NG	RE	LB	LB	LB	CB	S	S	CB
LOUISIANA TECH	Coleman	Fairley	Ricks	Goggans	Stevens	Bynes	Herring	McFadden	Etheridge	Bates	Thorpe
MISSISSIPPI STATE	Coleman	Blanc	Ricks	Goggans	Stevens	Bynes	Herring	McFadden	Etheridge	Bates	Thorpe
WEST VIRGINIA	Coleman	Blanc	Ricks	Goggans	Stevens	Bynes	Freeman	McFadden	Etheridge	Bates	Thorpe
BALL STATE	Coleman	Blanc	Ricks	Goggans	Stevens	Bynes	Freeman	McFadden	Etheridge	Bates	Thorpe
at Tennessee	Coleman	Blanc	Ricks	Goggans	Stevens	Bynes	Freeman	McFadden	Etheridge	Bates	Thorpe
at Arkansas	Coleman	Blanc	Ricks	Goggans	Stevens	Bynes	Herring	McFadden	Etheridge	Bates	Thorpe
KENTUCKY	Coleman	Blanc	Ricks	Carter	Stevens	Bynes	Herring	McFadden	Etheridge	Bates	Thorpe
at LSU	Coleman	Blanc	Ricks	Carter	Stevens	Bynes	Freeman	McFadden	Etheridge	Bates	Thorpe
OLE MISS	Coleman	Blanc	Ricks	Carter	Stevens	Bynes	Freeman	McFadden	Etheridge	Bates	Thorpe
FURMAN	Coleman	Blanc	Ricks	Cater	Stevens	Bynes	Freeman	McFadden	Washington	Bates	Thorpe
at Georgia	Coleman	Blanc	Ricks	Carter	Stevens	Bynes	Freeman	McFadden	Washington	Bates	Thorpe
ALABAMA	Coleman	Blanc	Ricks	Carter	Stevens	Bynes	Evans	McFadden	Washington	Bates	Thorpe
vs. Northwestern	Coleman	Fairley	Ricks	Carter	Stevens	Bynes	Hood (DB)	McFadden	Washington	Bates	Thorpe

# 2009 Game-By-Game Team Statistics

Game	Score	First Downs		Rushing No-Yds-TD	Passing		Total Off. Pl-Yds	Punts No-Avg	Fum. F/L	Penalties No-Yds	3rd Dns	Time of Poss	
		Tot	Ru-Pa-Pe		C-A-I	Yds TD							
Louisiana Tech at Auburn	13 37	19 27	6-8-5 17-9-1	37-6-0 52-301-2	18-33-1 17-27-0	149 255	1 2	70-245 79-556	6-38.3 2-41.0	3/1 3/2	3-30 8-87	5-14 8-13	31:23 28:37
Mississippi State at Auburn	24 49	14 29	6-7-1 18-8-3	38-167-1 59-390-5	11-21-2 11-24-0	130 199	1 1	59-297 83-589	6-45.2 5-28.8	0/0 2/0	10-89 5-40	5-14 6-13	28:57 31:03
West Virginia at Auburn	30 41	23 20	11-11-1 7-12-1	39-207-3 41-100-0	24-41-5 17-33-1	302 300	1 4	80-509 74-400	2-49.5 5-44.0	1/1 1/0	4-45 5-37	10-15 9-18	32:45 27:15
Ball State at Auburn	30 54	19 21	10-6-3 10-11-0	44-146-2 34-254-2	18-30-0 21-29-1	114 306	1 5	74-260 63-560	4-41.2 2-43.5	2/2 2/1	4-23 9-86	5-15 4-10	35:56 24:04
at Tennessee Auburn	22 26	19 24	6-12-1 11-13-0	29-151-1 48-224-1	20-44-0 20-35-0	259 235	2 1	73-410 83-459	8-41.8 6-42.5	1/1 2/0	4-30 3-35	4-17 6-17	25:14 34:46
at Arkansas Auburn	44 23	28 15	12-10-6 9-5-1	45-221-4 35-242-3	24-37-1 15-29-0	274 133	2 0	82-495 64-375	4-41.0 7-39.0	1/0 4/3	5-45 8-56	5-13 4-14	38:27 21:33
Kentucky at Auburn	21 14	21 16	15-5-1 12-4-0	49-282-3 49-220-1	9-22-0 11-25-1	75 95	0 0	71-357 74-315	6-41.0 7-35.7	1/0 0/0	0-0 10-76	3-14 6-18	32:35 27:25
at LSU Auburn	31 10	22 15	5-14-3 9-5-1	32-122-2 41-112-0	22-34-0 11-20-1	254 81	2 1	66-376 61-193	4-35.2 7-39.7	1/1 3/2	9-49 7-64	6-15 4-13	31:11 28:49
Ole Miss at Auburn	20 33	19 18	11-7-1 8-9-1	39-219-1 43-175-1	16-35-2 13-24-0	175 226	1 2	74-394 67-401	6-43.7 7-40.9	3/1 2/1	6-54 6-43	3-15 5-15	33:16 26:44
Furman at Auburn	31 63	15 30	6-7-2 13-16-1	31-87-3 39-282-5	14-28-1 27-30-0	179 373	1 4	59-266 69-655	8-48.1 2-45.5	0/0 3/2	3-21 7-55	1-12 6-8	28:12 31:48
at Georgia Auburn	31 24	18 18	10-6-2 8-10-0	38-169-3 38-115-0	9-17-0 20-28-2	173 238	1 2	55-342 66-353	5-47.4 4-44.2	0/0 1/0	4-29 9-60	5-11 5-13	29:13 30:47
Alabama at Auburn	26 21	17 15	3-13-1 9-5-1	35-73-1 32-151-1	21-32-0 15-27-1	218 181	2 2	67-291 59-332	5-45.2 8-40.0	1/0 2/1	4-26 8-68	5-14 4-12	33:47 26:13
Northwestern vs. Auburn	35 38	34 18	8-21-5 7-11-0	37-89-1 39-190-3	47-78-5 20-33-2	532 235	4 1	115-621 72-425	5-31.6 6-42.2	0/0 3/2	3-25 12-140	6-23 4-13	34:11 25:49

## Miscellaneous Statistics

### Average Time of Possession (by Quarter)

	1	2	3	4	Total
AUBURN	7:03	6:40	7:11	7:08	28:04
Opponent	7:56	8:19	7:48	7:51	31:55

### Third Down Conversions (by Quarter)

	1	2	3	4/OT	Total
AUBURN	19 of 46	16 of 45	17 of 43	19 of 43	71 of 177
<i>Pct.</i>	<b>41.3</b>	<b>35.6</b>	<b>39.5</b>	<b>44.2</b>	<b>40.1</b>
Opponents	14 of 43	13 of 50	13 of 45	24 of 54	63 of 192
<i>Pct.</i>	<b>32.6</b>	<b>26.0</b>	<b>28.9</b>	<b>44.4</b>	<b>32.8</b>

### Third Down Conversions (by Yardage)

<u>Yards to go</u>	1-3	4-6	7-10	11+	Total
AUBURN	33 of 50	17 of 43	16 of 51	5 of 33	71 of 177
<i>Pct.</i>	<b>66.0</b>	<b>39.5</b>	<b>31.3</b>	<b>15.2</b>	<b>40.1</b>
Opponents	26 of 48	13 of 38	18 of 71	6 of 35	63 of 192
<i>Pct.</i>	<b>54.2</b>	<b>34.2</b>	<b>25.4</b>	<b>17.1</b>	<b>32.8</b>

### Turnovers

Takeaways — 24, Giveaways — 23  
 Difference — +1  
 Points Off TOs — AU 76, Opp. 72  
 Points Off TOs/Game — AU 5.8, Opp. 5.5

### Kickoffs

Kickoffs — 80  
 Byrum — 13 KO, 2 TB, 0 OB  
 Hull — 67 KO, 4 TB, 5 OB  
 Touchbacks — 6  
 Out of Bounds — 5  
 Opp. Returns — 69 for 1624 yards (23.5)  
 On-side kicks — 1-for-1

### Red Zone

AU Scores/Times in Red Zone: 38/40 (.950)  
 AU TDs/Times in Red Zone: 29/40 (.725)  
 Scores (38): 29 TD, 9 FG  
 Non-Scores (2): 2 Fumbles  
 Opp. Scores/Times in Red Zone: 43/48 (.896)  
 Opp. TDs/Times in Red Zone: 31/48 (.646)  
 Scores (43): 31 TD, 12 FG  
 Non-Scores (5): 3 INT, Fumble, Downs

# 2009 Game-By-Game Individual Statistics

## Rushing

<u>No.-Yds. TD</u>	<u>#18 Burns</u>	<u>#27 Fannin</u>	<u>#23 McCalebb</u>	<u>#32 Smith</u>	<u>#44 Tate</u>	<u>#12 Todd</u>
LOUISIANA TECH	8-23, 1	0-0, 0	22-148, 1	DNP	20-117, 0	1-3, 0
MISSISSIPPI STATE	9-32, 3	9-75, 0	16-114, 1	3-8, 0	20-157, 1	1-6, 0
WEST VIRGINIA	7-10, 0	1-0, 0	8-20, 0	0-0, 0	19-75, 0	5-(-14), 0
BALL STATE	1-2, 0	0-0, 0	8-83, 1	7-47, 0	13-63, 0	1-2, 0
at Tennessee	5-16, 0	1-32, 0	31-51, 0	0-0, 0	25-128, 1	3-(-13), 0
at Arkansas	2-7, 0	0-0, 0	6-23, 1	0-0, 0	22-184, 2	4-(-32), 0
KENTUCKY	6-37, 0	2-(-1), 0	7-22, 0	0-0, 0	31-132, 1	2-15, 0
at LSU	6-17, 0	6-56, 0	3-3, 0	0-0, 0	18-67, 0	7-(-24), 0
OLE MISS	2-2, 0	6-35, 0	DNP	0-0, 0	25-144, 1	5-(-27), 0
FURMAN	0-0, 0	6-60, 0	DNP	10-44, 1	12-75, 2	2-8, 0
at Georgia	3-10, 0	0-0, 0	11-60, 0	0-0, 0	20-67, 0	4-(-22), 0
ALABAMA	2-5, 0	1-14, 0	5-23, 0	0-0, 0	18-45, 0	5-(-3), 0
vs. Northwestern	5-16, 1	2-14, 0	6-18, 0	DNP	20-108, 2	4-(-15), 0

## Receiving

<u>No.-Yds. TD</u>	<u>#89 Adams</u>	<u>#18 Burns</u>	<u>#27 Fannin</u>	<u>#13 Hawthorne</u>	<u>#82 Wisner</u>	<u>#81 Zachery</u>
LOUISIANA TECH	4-65, 1	0-0, 0	8-82, 0	DNP	0-0, 0	3-98, 1
MISSISSIPPI STATE	5-116, 0	1-2, 0	1-3, 0	DNP	1-24, 0	2-41, 0
WEST VIRGINIA	6-80, 3	1-8, 0	1-82, 1	0-0, 0	1-16, 0	1-15, 0
BALL STATE	5-73, 1	0-0, 0	3-55, 1	0-0, 0	0-0, 0	5-122, 2
at Tennessee	2-29, 0	0-0, 0	6-25, 0	0-0, 0	1-16, 0	2-28, 1
at Arkansas	3-24, 0	0-0, 0	2-(-1), 0	0-0, 0	0-0, 0	2-25, 0
KENTUCKY	3-57, 0	0-0, 0	2-9, 0	0-0, 0	0-0, 0	4-24, 0
at LSU	0-0, 0	0-0, 0	1-0, 0	0-0, 0	0-0, 0	1-1, 0
OLE MISS	4-68, 1	1-8, 0	3-35, 0	0-0, 0	0-0, 0	2-83, 0
FURMAN	6-115, 3	0-0, 0	2-38, 1	1-3, 0	0-0, 0	0-0, 0
at Georgia	6-90, 0	1-5, 1	6-55, 0	0-0, 0	0-0, 0	1-31, 1
ALABAMA	4-138, 1	0-0, 0	4-20, 0	0-0, 0	0-0, 0	1-(-2), 0
vs. Northwestern	12-142, 0	1-23, 0	3-10, 0	DNP	0-0, 0	2-11, 0

<u>No.-Yds. TD</u>	<u>#43 Lutzenkirchen</u>	<u>#5 Trott</u>	<u>#23 McCalebb</u>	<u>#32 Smith</u>	<u>#44 Tate</u>
LOUISIANA TECH	0-0, 0	0-0, 0	0-0, 0	DNP	2-10, 0
MISSISSIPPI STATE	1-13, 1	0-0, 0	0-0, 0	0-0, 0	0-0, 0
WEST VIRGINIA	0-0, 0	2-20, 0	0-0, 0	4-74, 0	1-5, 0
BALL STATE	1-14, 0	1-6, 1	1-(-3), 0	0-0, 0	3-18, 0
at Tennessee	0-0, 0	1-13, 0	3-62, 0	3-45, 0	2-17, 0
at Arkansas	0-0, 0	3-16, 0	0-0, 0	1-21, 0	3-16, 0
KENTUCKY	0-0, 0	0-0, 0	1-2, 0	1-3, 0	0-0, 0
at LSU	2-18, 1	1-15, 0	0-0, 0	3-31, 0	2-0, 0
OLE MISS	0-0, 0	1-14, 1	DNP	1-17, 0	1-1, 0
FURMAN	1-21, 0	1-26, 0	DNP	4-34, 0	0-0, 0
at Georgia	0-0, 0	1-34, 0	1-(-3), 0	0-0, 0	2-21, 0
ALABAMA	0-0, 0	0-0, 0	0-0, 0	1-1, 1	4-17, 0
vs. Northwestern	0-0, 0	0-0, 0	0-0, 0	DNP	0-0, 0

## Passing

<u>C-A-Yds-Int. TD</u>	<u>#18 Burns</u>	<u>#12 Todd</u>
LOUISIANA TECH	0-1-0-0, 0	17-26-255-0, 2
MISSISSIPPI STATE	1-1-13-0, 1	10-23-186-0, 0
WEST VIRGINIA	1-2-16-0, 0	16-31-284-1, 4
BALL STATE	0-0-0-0, 0	19-26-287-0, 5
at Tennessee	1-3-17-0, 0	19-32-218-0, 1
at Arkansas	0-1-0-0, 0	15-28-133-0, 0
KENTUCKY	1-1-15-0, 0	10-24-80-1, 0
at LSU	0-1-0-0, 0	8-14-47-1, 0
OLE MISS	1-2-14-0, 1	12-22-212-0, 1
FURMAN	0-0-0-0, 0	17-18-256-0, 4
at Georgia	0-0-0-0, 0	20-28-238-2, 2
ALABAMA	0-1-0-0, 0	15-25-181-1, 2
vs. Northwestern	0-2-0-2, 0	20-31-235-0, 1

## Field Goals

<u>Made. (Missed)</u>	<u>#18 Byrum</u>
LOUISIANA TECH	25, 49, 47
MISSISSIPPI STATE	--
WEST VIRGINIA	46, 42
BALL STATE	32
at Tennessee	29, 43, (46), 19, 22
at Arkansas	37
KENTUCKY	--
at LSU	24
OLE MISS	36
FURMAN	--
at Georgia	37
ALABAMA	--
vs. Northwestern	21

## Punting

<u>No.-Avg. In 20</u>	<u>#97 Durst</u>
LOUISIANA TECH	2-41.0, 1
MISSISSIPPI STATE	4-36.0, 2
WEST VIRGINIA	5-44.0, 1
BALL STATE	2-43.5, 0
at Tennessee	5-43.6, 2
at Arkansas	7-39.0, 0
KENTUCKY	7-35.7, 1
at LSU	7-39.7, 3
OLE MISS	6-42.0, 2
FURMAN	2-45.5, 1
at Georgia	3-48.0, 3
ALABAMA	8-40.0, 2
vs. Northwestern	6-42.2, 3

# 2009 Game-By-Game Individual Statistics

## Defensive Linemen

<u>Solo+Ast=Total</u>	<u>#93 Blanc</u>	<u>#45 Carter</u>	<u>#52 Coleman</u>	<u>#90 Fairley</u>	<u>#49 Goggans</u>	<u>#91 Ricks</u>
LOUISIANA TECH	1+1=2	DNP	4+3=7	2+3=5	1+1=2	3+3=6
MISSISSIPPI STATE	1+3=4	DNP	0+3=3	0+0=0	1+3=4	0+1=1
WEST VIRGINIA	2+0=2	DNP	3+3=6	1+2=3	2+1=3	1+1=2
BALL STATE	0+1=1	2+1=3	1+2=3	1+0=1	2+2=4	2+1=3
at Tennessee	1+0=0	1+0=1	0+0=0	0+1=1	1+1=2	0+1=1
at Arkansas	4+0=4	1+0=1	0+0=0	1+2=3	0+2=2	1+0=1
KENTUCKY	0+4=4	1+4=5	2+3=5	1+0=1	1+0=1	2+1=3
at LSU	0+7=7	3+1=4	1+5=6	0+1=1	0+2=2	1+3=4
OLE MISS	2+2=4	1+1=2	4+1=5	0+1=1	0+0=0	2+2=4
FURMAN	0+0=0	0+2=2	1+1=2	0+1=1	1+0=1	0+0=0
at Georgia	0+9=9	2+2=4	2+2=4	2+0=2	0+0=0	2+6=8
ALABAMA	2+3=5	2+3=5	2+2=4	1+3=4	1+0=1	0+1=1
vs. Northwestern	0+1=1	3+0=3	3+1=4	5+0=5	2+0=2	4+0=4

## Linebackers

<u>Solo+Ast=Total</u>	<u>#17 Bynes</u>	<u>#35 Evans</u>	<u>#21 Freeman</u>	<u>#58 Gaston</u>	<u>#31 Herring</u>	<u>#46 Stevens</u>
LOUISIANA TECH	5+3=8	0+1=1	DNP	1+0=1	2+0=2	6+2=8
MISSISSIPPI STATE	2+6=8	0+1=1	2+4=6	1+0=1	1+3=4	4+3=7
WEST VIRGINIA	10+2=12	DNP	1+0=1	0+1=1	1+0=1	8+3=11
BALL STATE	5+1=6	2+0=2	0+0=0	1+5=6	0+0=0	4+2=6
at Tennessee	5+4=9	2+0=2	0+0=0	DNP	0+0=0	5+6=11
at Arkansas	5+3=8	2+0=2	DNP	DNP	2+0=2	9+3=12
KENTUCKY	6+3=9	0+1=1	0+0=0	DNP	1+2=3	3+4=7
at LSU	3+4=7	0+1=1	5+7=12	DNP	DNP	4+3=7
OLE MISS	4+2=6	1+0=1	6+3=9	DNP	0+0=0	5+3=8
FURMAN	1+3=4	5+0=5	0+0=0	DNP	DNP	2+0=2
at Georgia	3+4=7	2+2=4	0+2=2	DNP	DNP	1+3=4
ALABAMA	7+3=10	8+0=8	DNP	DNP	DNP	3+3=6
vs. Northwestern	6+4=10	0+0=0	1+0=1	DNP	DNP	5+1=6

## Defensive Backs

<u>Solo+Ast=Total</u>	<u>#25 Bates</u>	<u>#4 Etheridge</u>	<u>#6 McFadden</u>	<u>#11 Slade</u>	<u>#15 Thorpe</u>	<u>#14 Washington</u>
LOUISIANA TECH	1+2=3	6+2=8	1+1=2	1+2=3	3+0=3	1+1=2
MISSISSIPPI STATE	0+3=3	6+2=8	4+0=4	0+1=1	5+2=7	0+2=2
WEST VIRGINIA	4+0=4	2+1=3	5+0=5	0+0=0	5+2=7	3+2=5
BALL STATE	5+2=7	1+2=3	2+1=3	DNP	5+1=6	2+0=2
at Tennessee	6+1=7	5+1=6	1+4=5	0+0=0	3+4=7	2+2=4
at Arkansas	5+1=6	7+0=7	1+1=2	2+0=2	8+3=11	1+1=2
KENTUCKY	6+2=8	5+2=7	3+0=3	1+1=2	3+1=4	2+0=2
at LSU	0+4=4	3+4=7	2+0=2	0+0=0	2+6=8	2+0=2
OLE MISS	5+4=9	1+2=3	4+1=5	2+1=3	2+0=2	0+1=1
FURMAN	2+0=2	DNP	1+0=1	2+0=2	1+1=2	3+0=3
at Georgia	1+2=3	DNP	2+1=3	0+0=0	1+4=5	1+3=4
ALABAMA	5+2=7	DNP	2+0=2	0+0=0	7+1=8	2+1=3
vs. Northwestern	6+1=7	DNP	8+1=9	0+0=0	13+1=14	4+0=4

## Others

<u>Solo+Ast=Total</u>	<u>#22 Bell</u>	<u>#98 Clayton</u>	<u>#20 Cole</u>	<u>#95 Ford</u>
LOUISIANA TECH	1+0=1	DNP	1+1=2	0+1=1
MISSISSIPPI STATE	1+0=1	1+2=3	0+0=0	1+0=1
WEST VIRGINIA	1+0=1	1+0=1	DNP	0+0=0
BALL STATE	1+0=1	1+1=2	DNP	1+3=4
at Tennessee	0+0=0	DNP	DNP	0+0=0
at Arkansas	2+0=2	DNP	DNP	1+1=2
KENTUCKY	0+0=0	DNP	DNP	0+0=0
at LSU	0+0=0	0+0=0	DNP	0+0=0
OLE MISS	0+0=0	DNP	DNP	0+0=0
FURMAN	0+0=0	DNP	DNP	3+1=4
at Georgia	2+0=2	0+0=0	DNP	0+0=0
ALABAMA	0+1=1	0+1=1	0+0=0	0+0=0
vs. Northwestern	0+0=0	DNP	1+0=1	0+0=0



## 2009 Player Participation

Player	Pos.	2009 Games Played	2009 Starts	Career Games Played	Career Starts	Consec. Career Starts	Player	Pos.	2009 Games Played	2009 Starts	Career Games Played	Career Starts	Consec. Career Starts
Darvin Adams	WR	13	9	23	9	3	Ashton Richardson	LB	13	-	13	-	-
Gabe Barrett	DB	3	-	3	-	-	Jake Ricks	DT	13	13	44	13	13
Daren Bates	DB	13	13	13	13	13	Darrell Roseman	OL	4	-	4	-	-
T'Sharvan Bell	DB	13	-	13	-	-	Airon Savage	FS	-	-	19	15	-
DeAngelo Benton	WR	12	-	12	-	-	Ryan Shoemaker	P	-	-	13	-	-
Mike Berry	OL	13	13	31	21	18	Mike Slade	DB	12	-	24	-	-
Emory Blake	WR	11	1	11	1	-	Eric Smith	RB	11	7	23	7	-
Mike Blanc	DL	13	11	37	17	-	Vance Smith	OL	2	-	14	2	-
Jorell Bostrom	OL	12	-	12	-	-	Travante Stallworth	WR	10	-	10	-	-
Kodi Burns	QB	13	6	32	14	1	Craig Stevens	LB	13	13	38	33	26
Josh Bynes	LB	13	13	30	21	21	John Sullen	OL	13	1	13	1	-
Wes Byrum	K	13	-	37	-	-	Ben Tate	RB	13	10	47	19	3
Quindarius Carr	WR	13	2	25	2	2	Neiko Thorpe	DB	13	13	24	14	13
Antoine Carter	DE	10	7	33	8	7	Chris Todd	QB	13	13	20	18	13
Neil Caudle	QB	5	-	8	-	-	Jamar Travis	DL	10	-	10	-	-
Wade Christopher	LB	6	-	8	-	-	Tommy Trott	TE	13	10	52	32	1
Zach Clayton	DT	6	-	27	1	-	Demond Washington	DB	13	4	13	4	4
Drew Cole	DB	4	-	15	-	-	Derek Winter	WR	13	-	21	-	-
Antonio Coleman	DE	13	13	50	31	15	Jay Wisner	WR	13	2	13	2	-
Jared Cooper	OL	13	-	19	-	-	Bailey Woods	TE	11	-	11	-	-
Clayton Crofoot	H	13	-	25	-	-	Terrell Zachery	WR	13	7	26	7	-
John Cubelic	WR	1	-	2	-	-	Lee Ziemba	OT	13	13	38	38	38
John Douglas	RB	12	-	15	1	-							
Watson Downs	LB	3	-	3	-	-							
Clinton Durst	P	13	-	24	-	-							
Bart Eddins	OL	12	1	27	1	-							
Zac Etheridge	SS	9	9	36	33	-							
Jonathan Evans	LB	13	1	13	1	-							
Nick Fairley	DL	13	2	13	2	1							
Mario Fannin	RB	13	7	41	12	-							
Dee Ford	DE	13	-	13	-	-							
Eltoro Freeman	LB	10	7	9	7	-							
Harris Gaston	LB	4	-	4	-	-							
Stephen Gibbons	OL	1	-	1	-	-							
Michael Goggans	DE	13	6	38	18	-							
A.J. Greene	OL	2	-	3	-	-							
Anthony Gulley	WR	11	-	11	-	-							
Josh Harris	DS	13	-	13	-	-							
Tim Hawthorne	WR	10	1	35	5	-							
Adam Herring	LB	8	4	19	4	-							
Robert Hill	DE	2	-	2	-	-							
D'Antoine Hood	DB	10	1	22	2	1							
Davis Hooper	RB	3	-	3	-	-							
Morgan Hull	K	12	-	21	-	-							
Chris Humphries	DL	11	-	11	-	-							
Byron Isom	OL	11	11	23	18	8							
Joe Jones	DL	1	-	1	-	-							
Jason King	RB	10	-	10	-	-							
Philip Lutzenkirchen	TE	13	1	13	1	-							
Derrick Lykes	DL	13	-	13	-	-							
Andrew McCain	OL	13	13	40	13	13							
Onterio McCalebb	RB	11	2	11	2	-							
Walter McFadden	DB	13	13	49	25	25							
Gabe McKenzie	TE	13	-	51	1	-							
Mike McNeil	DB	-	-	25	12	-							
Ikeem Means	DB	12	-	12	-	-							
Andrew Parmer	OL	3	-	3	-	-							
Woody Parramore	DB	1	-	1	-	-							
Philip Pierre-Louis	WR	6	-	7	-	-							
Blake Poole	DB	1	-	1	-	-							
Ryan Pugh	OL	13	13	33	32	28							
Spencer Pybus	LB	-	-	12	-	-							

### Top Ten Career Games Played (Active)

1. Tommy Trott 52
2. Gabe McKenzie 51
3. Antonio Coleman 50
4. Walter McFadden 49
5. Ben Tate 47
6. Jake Ricks 44
7. Mario Fannin 41
8. Andrew McCain 40
9. Michael Goggans 38
- Craig Stevens 38
- Lee Ziemba 38

### Top Ten Career Games Started (Active)

1. Lee Ziemba 38
2. Zac Etheridge 33
- Craig Stevens 33
4. Ryan Pugh 32
- Tommy Trott 32
6. Antonio Coleman 31
7. Walter McFadden 25
8. Mike Berry 21
- Josh Bynes 21
10. Ben Tate 19

### Top Five Consecutive Starts (Active)

1. Lee Ziemba 38
2. Ryan Pugh 28
3. Craig Stevens 26
4. Walter McFadden 25
5. Josh Bynes 21

# 2009 Superlatives

## Auburn Team Superlatives

Points Scored	63	vs. Furman (11/7)
Low	10	at LSU (10/24)
First Downs	30	vs. Furman (11/7)
Low	15	three times
		last vs. Alabama (11/27)
Rushing Plays	59	vs. Mississippi State (9/12)
Low	32	vs. Alabama (11/27)
Net Rushing Yards	390	vs. Mississippi State (9/12)
Low	100	vs. West Virginia (9/19)
Passes Attempted	35	at Tennessee (10/3)
Low	20	at LSU (10/24)
Passes Completed	27	vs. Furman (11/7)
Low	11	three times
		last at LSU (10/24)
Had Intercepted	2	at Georgia (11/14)
		vs. Northwestern (1/1)
Low	0	six times
		last vs. Furman (11/7)
Net Passing Yards	373	vs. Furman (11/7)
Low	81	at LSU (10/24)
Total Offensive Plays	83	vs. Mississippi State (9/12)
Low	59	at Tennessee (10/3)
		vs. Alabama (11/27)
Total Net Offense	655	vs. Furman (11/7)
Low	193	at LSU (10/24)
Fumbles	4	at Arkansas (10/10)
Low	0	vs. Kentucky (10/17)
Fumbles Lost	3	at Arkansas (10/10)
Low	0	five times
		last at Georgia (11/14)
Penalties	12	vs. Northwestern (1/1)
Low	3	at Tennessee (10/3)
Penalty Yards	140	vs. Northwestern (1/1)
Low	35	at Tennessee (10/3)

## Auburn Individual Superlatives

Rushing Attempts	31	by Ben Tate vs. Kentucky (10/17)
Net Rushing Yards	184	by Ben Tate at Arkansas (10/10)
Rushing TDs	3	by Kodi Burns vs. Mississippi St. (9/12)
Pass Attempts	32	by Chris Todd at Tennessee (10/3)
Pass Completions	20	by Chris Todd at Georgia (11/14)
		by Chris Todd vs. Northwestern (1/1)
Had Intercepted	2	by Chris Todd at Georgia (11/14)
		by Kodi Burns vs. Northwestern (1/1)
Net Passing Yards	287	by Chris Todd vs. Ball State (9/26)
Passing TDs	5	by Chris Todd vs. Ball State (9/26)
Receptions	12	by Darvin Adams vs. Northwestern (1/1)
Receiving Yards	142	by Darvin Adams vs. Northwestern (1/1)
TD Receptions	3	by Darvin Adams vs. W. Virginia (9/19)
		by Darvin Adams vs. Furman (11/7)
Punts	8	by Clinton Durst vs. Alabama (11/27)
Punt Average	48.0	by Clinton Durst at Georgia (11/14)
Punts Inside 20	3	three times
		last by Clinton Durst vs. Northwestern (1/1)
Punt Returns	5	by Philip Pierre-Louis vs. Furman (11/7)
Punt Return Yards	27	by Demond Washington at Georgia (11/14)
Kickoff Returns	5	by Demond Washington at Georgia (11/14)
Kickoff Return Yards	202	by Demond Washington at Georgia (11/14)
FG Attempts	5	by Wes Byrum at Tennessee (10/3)
FG Made	4	by Wes Byrum at Tennessee (10/3)
Interceptions	2	three times, last by W. McFadden and T. Bell vs. Northwestern (1/1)
Interception Yards	100	by Walter McFadden vs. Northwestern (1/1)

## Auburn Individual Long Plays

Rushing	67	by Terrell Zachery vs. Alabama (11/27)
Passing	93	by Chris Todd vs. La Tech (9/5)
Receiving	93	by Terrell Zachery vs. La Tech (9/5)
Field Goal	49	by Wes Byrum vs. La Tech (9/5)
Punt	58	by Clinton Durst at LSU (10/24)
Punt Return	19	by Demond Washington at Georgia (11/14)
Kickoff Return	99	by Demond Washington at Georgia (11/14)
Interception Return	100	by Walter McFadden vs. Northwestern (1/1)

## Opponent Team Superlatives

Points Scored	44	by Arkansas (10/10)
Low	13	by Louisiana Tech (9/5)
First Downs	34	by Northwestern (1/1)
Low	14	by Mississippi State (9/12)
Rushing Plays	49	by Kentucky (10/17)
Low	29	by Tennessee (10/3)
Net Rushing Yards	282	by Kentucky (10/17)
Low	73	by Alabama (11/27)
Passes Attempted	78	by Northwestern (1/1)
Low	17	by Georgia (11/14)
Passes Completed	47	by Northwestern (1/1)
		by Arkansas (10/10)
Low	9	by Kentucky (10/17)
		by Georgia (11/14)
Had Intercepted	5	by West Virginia (9/19)
		by Northwestern (1/1)
Low	0	six times
		last by Alabama (11/27)
Net Passing Yards	532	by Northwestern (1/1)
Low	75	by Kentucky (10/17)
Total Offensive Plays	115	by Northwestern (1/1)
Low	55	by Georgia (11/14)
Total Net Offense	621	by Northwestern (1/1)
Low	245	by Louisiana Tech (9/5)
Fumbles	3	by Louisiana Tech (9/5)
		by Ole Miss (10/31)
Low	0	four times
		last by Northwestern (1/1)
Fumbles Lost	2	by Ball State (9/26)
Low	0	seven times
		last by Northwestern (1/1)
Penalties	10	by Mississippi State (9/12)
Low	0	by Kentucky (10/17)
Penalty Yards	89	by Mississippi State (9/12)
Low	0	by Kentucky (10/17)

## Opponent Individual Superlatives

Rushing Attempts	22	by Dexter McCluster of Ole Miss (10/31)
Net Rushing Yards	186	by Dexter McCluster of Ole Miss (10/31)
Rushing TDs	3	by Noel Devine of West Virginia (9/19)
Pass Attempts	78	by Mike Kafka of Northwestern (1/1)
Pass Completions	47	by Mike Kafka of Northwestern (1/1)
Had Intercepted	5	by Mike Kafka of Northwestern (1/1)
Net Passing Yards	532	by Mike Kafka of Northwestern (1/1)
Passing TDs	4	by Mike Kafka of Northwestern (1/1)
Receptions	12	by Jock Sanders of West Virginia (9/19)
		by Zeke Markshausen of Northwestern (1/1)
Receiving Yards	133	by Andrew Brewer of Northwestern (1/1)
TD Receptions	2	by Andrew Brewer of Northwestern (1/1)
Punts	8	by Chad Cunningham of Tennessee (10/3)
		by Trent Hawk of Furman (11/7)
Punt Average	49.5	by Scott Kozlowski of West Virginia (9/19)
Punts Inside 20	4	by Chad Cunningham of Tennessee (10/3)
		by Ryan Tydlacka of Kentucky (10/17)
Punt Returns	3	by Marshay Green of Ole Miss (10/31)
Punt Return Yards	67	by Javier Arenas of Alabama (11/27)
Kickoff Returns	9	by R.J. Webb of Furman (11/7)
Kickoff Return Yards	195	by R.J. Webb of Furman (11/7)
FG Attempts	3	three times
		last by Leigh Tiffin of Alabama (11/27)
FG Made	3	by Ian McGarvey of Ball State (9/26)
Interceptions	1	nine times
Interception Yards	21	by Jason Pinkston of Ball State (9/26)
		by Reshad Jones of Georgia (11/14)

## Opponent Individual Long Plays

Rushing	79	by Dexter McCluster of Ole Miss (10/31)
Passing	66	by Mike Kafka of Northwestern (1/1)
Receiving	66	by Drake Dunsmore of Northwestern (1/1)
Field Goal	51	by Blair Walsh of Georgia (11/14)
Punt	60	by Trent Hawk of Furman (11/7)
Punt Return	56	by Javier Arenas of Alabama (11/27)
Kickoff Return	82	by Jesse Grandy of Ole Miss (10/31)
Interception Return	21	by Jason Pinkston of Ball State (9/26)
		by Reshad Jones of Georgia (11/14)

## 2009 Plays Of 20+ Yards

Yards	Type	Player(s)	Opponent	Qtr.
93 (TD)	pass	Terrell Zachery from Chris Todd	Louisiana Tech	3rd
82 (TD)	pass	Mario Fannin from Chris Todd	West Virginia	3rd
72 (TD)	pass	Darvin Adams from Chris Todd	Alabama	3rd
67 (TD)	run	Terrell Zachery	Alabama	1st
65 (TD)	pass	Terrell Zachery from Chris Todd	Ball State	2nd
62	run	Onterio McCalebb	Ball State	2nd
60 (TD)	run	Ben Tate	Arkansas	3rd
60	run	Terrell Zachery	Arkansas	3rd
53 (TD)	run	Ben Tate	Ole Miss	3rd
52 (TD)	run	Neil Caudle	Ball State	4th
50 (TD)	run	Anthony Gulley	Furman	4th
50	run	Terrell Zachery	Northwestern	4th
48 (TD)	run	Onterio McCalebb	Mississippi State	2nd
46 (TD)	pass	Terrell Zachery from Chris Todd	Ball State	2nd
46 (TD)	pass	Quindarius Carr from Chris Todd	Northwestern	2nd
42	pass	Terrell Zachery from Chris Todd	Ole Miss	2nd
41	pass	Terrell Zachery from Chris Todd	Ole Miss	3rd
41 (TD)	pass	Darvin Adams from Chris Todd	Furman	2nd
37	pass	Eric Smith from Chris Todd	West Virginia	2nd
37	pass	Darvin Adams from Chris Todd	Kentucky	4th
36 (TD)	pass	Mario Fannin from Chris Todd	Ball State	3rd
35 (TD)	run	Ben Tate	Mississippi State	3rd
34	pass	Tommy Trott from Chris Todd	Georgia	3rd
33	pass	Terrell Zachery from Chris Todd	Mississippi State	4th
32	run	Mario Fannin	Tennessee	3rd
32	pass	Quindarius Carr from Chris Todd	Arkansas	3rd
31 (TD)	pass	Terrell Zachery from Chris Todd	Georgia	1st
30	pass	Darvin Adams from Chris Todd	Mississippi State	1st
30	run	Mario Fannin	Furman	2nd
28	pass	Darvin Adams from Chris Todd	Louisiana Tech	4th
28	pass	Darvin Adams from Chris Todd	Mississippi State	2nd
28	pass	Eric Smith from Chris Todd	West Virginia	1st
28	run	Ben Tate	Arkansas	3rd
28 (TD)	pass	Darvin Adams from Chris Todd	Ole Miss	2nd
27	pass	Darvin Adams from Chris Todd	Alabama	2nd
26	pass	Mario Fannin from Chris Todd	Louisiana Tech	1st
26 (TD)	pass	Darvin Adams from Chris Todd	Ball State	3rd
26	pass	Tommy Trott from Chris Todd	Furman	1st
26	pass	DeAngelo Benton from Chris Todd	Furman	2nd
26	pass	Darvin Adams from Chris Todd	Northwestern	2nd
24	pass	Jay Wisner from Chris Todd	Mississippi State	3rd
24	pass	Onterio McCalebb from Chris Todd	Tennessee	1st
24 (TD)	pass	Mario Fannin from Chris Todd	Furman	1st
24	pass	Mario Fannin from Chris Todd	Georgia	2nd
24	run	Ben Tate	Northwestern	1st
24	pass	Darvin Adams from Chris Todd	Northwestern	3rd
23	run	Mario Fannin	Mississippi State	1st
23 (TD)	pass	Darvin Adams from Chris Todd	Furman	2nd
23	pass	Kodi Burns from Chris Todd	Northwestern	4th
22	pass	Onterio McCalebb from Chris Todd	Tennessee	2nd
22	pass	DeAngelo Benton from Neil Caudle	Furman	3rd
22	pass	Mario Fannin from Chris Todd	Georgia	1st
22	pass	Darvin Adams from Chris Todd	Alabama	1st
21	pass	Darvin Adams from Chris Todd	Mississippi State	2nd
21	run	Ben Tate	Mississippi State	3rd
21	pass	Eric Smith from Chris Todd	Arkansas	2nd
21	run	Ben Tate	Arkansas	3rd
21	run	Mario Fannin	Ole Miss	4th
21	pass	Darvin Adams from Chris Todd	Furman	1st
21	pass	Philip Lutzenkirchen from Neil Caudle	Furman	4th
20	pass	Mario Fannin from Chris Todd	Louisiana Tech	2nd
20	pass	Darvin Adams from Chris Todd	Mississippi State	2nd
20	run	Ben Tate	Tennessee	2nd
20	pass	Darvin Adams from Chris Todd	Tennessee	4th
20	pass	Darvin Adams from Chris Todd	Furman	1st
20	pass	Darvin Adams from Chris Todd	Georgia	4th
20	run	Onterio McCalebb	Georgia	4th

### Play Breakdown

#### BY PLAY

Pass.....	47
Run .....	20

#### BY GAME

Louisiana Tech .....	4
Mississippi State .....	10
West Virginia .....	3
Ball State .....	6
at Tennessee .....	5
at Arkansas .....	6
Kentucky .....	1
at LSU .....	0
Ole Miss .....	5
Furman .....	11
at Georgia .....	6
Alabama .....	4
Northwestern .....	6

#### BY QUARTER

1st .....	14
2nd .....	22
3rd .....	19
4th .....	12

#### RUSHING

Ben Tate .....	8
Mario Fannin .....	4
Onterio McCalebb .....	3
Terrell Zachery.....	3
Neil Caudle .....	1
Anthony Gulley .....	1

#### PASSING

Chris Todd .....	45
Neil Caudle .....	2

#### RECEIVING

Darvin Adams .....	19
Terrell Zachery.....	7
Mario Fannin .....	7
Eric Smith .....	3
DeAngelo Benton .....	2
Quindarius Carr .....	2
Onterio McCalebb .....	2
Tommy Trott.....	2
Kodi Burns.....	1
Philip Lutzenkirchen .....	1
Jay Wisner.....	1

# The Last Time ...

## An Auburn Team

**Had 35 First Downs...** vs. Western Carolina, 2002 (37)  
**Had 30 First Downs...** vs. Furman, 2009 (30)  
**Had 400 yards rushing...** vs. Mississippi State, 2003 (405)  
**Had 300 yards rushing...** vs. Mississippi State, 2009 (390)  
**Had 300 yards rushing in consecutive games...** vs. Louisiana Tech (301); vs. Mississippi State (390), 2009  
**Had 50 or more rushing attempts...** vs. Louisiana Tech, 2009 (52)  
**Had six or more rushing TDs...** at Kentucky, 2005 (6)  
**Had five or more rushing TDs...** vs. Furman, 2009 (5)  
**Had four or more rushing TDs...** vs. Furman, 2009 (5)  
**Had 350 or more yards passing...** vs. Furman, 2009 (373)  
**Had 300 or more yards passing...** vs. Furman, 2009 (373)  
**Had 50 or more pass attempts...** vs. Mississippi State, 1997 (54)  
**Had 30 or more pass completions...** vs. Arkansas, 1995 (34)  
**Had five TDs passing...** vs. Ball State, 2009 (5)  
**Had four TDs passing...** vs. Furman, 2009 (4)  
**Had three TDs passing...** vs. Furman, 2009 (4)  
**Had 500 or more yards total offense...** vs. Furman, 2009 (655)  
**Had 500 or more yards total offense in consecutive games...** vs. Louisiana Tech (556), vs. Mississippi State, 2009 (589)  
**Had 80 or more total plays...** at Tennessee, 2009 (83)  
**Scored 70 or more points...** vs. Louisiana-Monroe, 2003 (73)  
**Scored 60 or more points...** vs. Furman, 2009 (63)  
**Scored 50 or more points...** vs. Furman, 2009 (63)  
**Scored 40 or more points...** vs. Furman, 2009 (63)  
**Scored 40 or more points in three consecutive games...** vs. Mississippi State (49), vs. West Virginia (41), vs. Ball State (54), 2009  
**Had five or more fumbles...** vs. Southern Miss (5), 2008  
**Did not commit a turnover...** at Tennessee, 2009  
**Had 200-yard rusher and 100-yard receiver in a game...** vs. Syracuse, 2002 (Carnell Williams [202 rush] and Marcel Willis [113 receiving])  
**Had 150-yard rusher and 150-yard receiver in a game...** at Arkansas, 2001 (Carnell Williams [177 rush] and Tim Carter [156 receiving])  
**Had 100-yard receiver and 100-yard rusher in a game...** vs. Northwestern [Outback], 2010 (Ben Tate [108 rush], Darvin Adams [142 rec])  
**Had two 100-yard rushers in a game...** vs. Mississippi State, 2009 (Ben Tate [157] and Onterio McCalebb [114])  
**Had two 150-yard rushers in a game...** vs. Mississippi State, 2003 (Brandon Jacobs [182] and Carnell Williams [164])  
**Had three 100-yard rushers in a game ...** vs. Maryland, 1983 (Tommie Agee [219], Lionel James [115] and Bo Jackson [105])  
**Had two 100-yard receivers in a game...** vs. LSU, 1999 (Ronney Daniels [120] and Markeith Cooper [105])  
**Had a 60-yard run and a 60-yard pass in a game ...** vs. Alabama, 2009 (Terrell Zachery 67 rush, Chris Todd to Darvin Adams 72 pass)  
**Had three players with 2 rushing TDs...** vs. Louisiana-Monroe, 2003 (Carnell Williams [2], Brandon Jacobs [2], Tre Smith [2])  
**Had two players with seven or more catches in a game ...** Courtney Taylor vs. Alabama, 2003 (7), Silas Daniels vs. Alabama, 2003 (7)  
**Scored a touchdown on offense, defense and special teams...** vs. Louisiana-Monroe, 2008 (2 offense [1 pass, 1 rush], 1 defense [fumble return], 1 special team [punt return])  
**Scored on the first offensive play ...** vs. Alabama, 2003 (Carnell Williams, 80 yard run)  
**Returned a punt for a TD...** vs. Louisiana-Monroe, 2008 (Robert Dunn) [66 yards]  
**Returned a kickoff for a TD...** at Georgia, 2009 (Demond Washington) [99 yards]  
**Returned opening kickoff for a TD...** vs. Tennessee-Martin, 2008 (Tristan Davis) [95 yards]  
**Returned three Interceptions for TDs...** vs. LSU, 1994 (Ken Alvis, Fred Smith, Brian Robinson)  
**Returned two Interceptions for TDs...** vs. LSU, 1994 (Ken Alvis, Fred Smith, Brian Robinson)  
**Returned an Interception for a TD...** vs. Northwestern [Outback], 2010 (Walt McFadden) [100]  
**Returned two fumbles for TDs...** vs. Vanderbilt, 2002 (Spencer Johnson, Karlos Dansby)  
**Returned a fumble for a TD...** vs. Tennessee, 2008 (Jake Ricks) [0]  
**Blocked a punt ...** vs. Florida, 2006 (Jerraud Powers)  
**Blocked two punts...** vs. La-Monroe, 2003 (3 - Justin Fetsko [2], Donnay Young)  
**Blocked three punts ...** vs. La-Monroe, 2003 (3 - Justin Fetsko [2], Donnay Young)  
**Returned a blocked punt for a TD...** vs. Florida, 2006 (Tre Smith)  
**Blocked a field goal ...** vs. Kentucky, 2009 (Jake Ricks)

**Returned a blocked field goal for a TD...** vs. Kentucky, 2009 (Neiko Thorpe) [69]  
**Blocked two field goals in a game...** at Georgia, 2001 (Alton Moore, 2)  
**Blocked a PAT attempt ...** vs. Northwestern [Outback] (Antonio Coleman)  
**Blocked two PAT attempt ...** vs. LSU, 1998 (Charles Dorsey, 2)  
**Missed a kicking PAT...** vs. Georgia, 2008 (mishandled snap)  
**Had a punt blocked...** at Mississippi State, 2009 (Clinton Durst)  
**Had a field goal blocked...** at Alabama, 2008 (Morgan Hull)  
**Had a successful on-side kick...** vs. Alabama, 2009 (Wes Byrum/Wes Byrum)  
**Was held scoreless...** at Alabama, 2008 (0-36)  
**Was held scoreless at Jordan-Hare Stadium...** vs. Southern California, 2003 (0-23)  
**Held an opponent scoreless...** vs. Louisiana-Monroe, 2008 (34-0)  
**Held an opponent scoreless at Jordan-Hare Stadium...** vs. La-Monroe, 2008 (34-0)  
**Held an opponent to five or less first downs...** vs. Ball State, 2001 (5)  
**Held an opponent to 10 or less first downs...** vs. Tennessee, 2008 (9)  
**Intercepted five or more passes...** vs. Northwestern [Outback], 2010 (5)  
**Intercepted four or more passes...** vs. Northwestern [Outback], 2010 (5)  
**Held an opponent to 300 or less yards total offense...** vs. Alabama, 2009 (291)  
**Held an opponent to 200 or less yards total offense...** vs. Tennessee, 2008 (191)  
**Held an opponent to 150 or less yards total offense...** at Mississippi State, 2008 (116)  
**Held an opponent to 100 or less yards total offense...** vs. Ball State, 2001 (92)  
**Held an opponent to 100 or less yards rushing...** Northwestern [Outback], 2010 (89)  
**Held an opponent to 50 or less yards rushing...** vs. Tennessee-Martin, 2008 (38)  
**Held an opponent to negative yards rushing...** vs. Florida, 2001 (-36)  
**Held an opponent to 100 or less yards passing...** vs. Kentucky, 2009 (75)  
**Held an opponent without a touchdown...** at Mississippi State, 2008  
**Scored a safety...** vs. Ball State, 2009 (Josh Byrnes)  
**Scored on a fake field goal...** vs. Vanderbilt, 2000 (Duval pass to Diamond)  
**Scored an offensive two-point conversion ...** at Alabama, 2006 (Lee Guess pass from Carl Stewart)  
**Scored two or more offensive two-point conversions...** vs. Florida, 2002 [2]  
**Scored a defensive two-point conversion...** vs. Ole Miss, 2009 (Demond Washington)  
**Had 10 or more penalties...** vs. Northwestern [Outback], 2010 (12)  
**Had 100 or more penalty yards...** Northwestern [Outback], 2010 (140)  
**Had 35 minutes time of possession...** at West Virginia, 2008 (35:19)  
**Was involved in a game that ended in a tie...** vs. Georgia, 1994 (23-23)  
**Was involved in an overtime game...** vs. Northwestern [Outback], 2010 (38-35 win)  
**Won a game without scoring an offensive touchdown ...** at Miss. State, 2008 (3-2)

## An Auburn Player

**Rushed 40 times in a game...** Carnell Williams vs. Syracuse, 2002 (40)  
**Rushed 35 times in a game...** Kenny Irons at Georgia, 2005 (37)  
**Rushed 30 times in a game...** Kenny Irons at Arkansas, 2005 (33)  
**Rushed for 200 yards in a game...** Kenny Irons at LSU, 2005 (218)  
**Rushed for 150 yards in a game...** Ben Tate at Arkansas, 2009 (184)  
**Rushed for 100 yards in a game...** Ben Tate vs. Northwestern [Outback], 2010 (108)  
**Quarterback rushed for 100 yards in a game...** Kodi Burns vs. Tennessee-Martin, 2008 (158)  
**Rushed for 100 yards in five consecutive games...** Kenny Irons vs. Alabama (103), at Georgia (179), at Kentucky (103), vs. Ole Miss (101), at LSU (218), 2005  
**Rushed for 100 yards in four consecutive games...** Kenny Irons vs. Alabama (103), at Georgia (179), at Kentucky (103), vs. Ole Miss (101)  
**Rushed for 100 yards in three consecutive games...** Ben Tate at Tennessee (128), at Arkansas (184), vs. Kentucky, (132), 2009  
**Rushed for 100 yards in consecutive games...** Ben Tate at Arkansas (184), vs. Kentucky, (132), 2009  
**Rushed for 150 yards in three consecutive games...** Carnell Williams vs. Tennessee (185), at Arkansas (150), vs. Mississippi State (164), 2003  
**Rushed for 150 yards in consecutive games...** Kenny Irons at Arkansas (182), at LSU (218), 2005  
**Rushed for 4 or more TDs in a game...** Carnell Williams vs. Mississippi State, 2003 (6)  
**Rushed for 3 or more TDs in a game...** Kodi Burns vs. Mississippi State, 2009 (3)  
**Rushed for 2 or more TDs in four consecutive games...** Carnell Williams vs. Western Carolina (2), vs. Vanderbilt (2), at Miss. State (2), vs. Syracuse (2), 2002  
**Rushed for 2 or more TDs in three consecutive games...** Ronnie Brown at Florida (2), vs. LSU (2), at Ole Miss (3), 2002  
**Passed for 400 yards in a game...** Ben Leard at Georgia, 1999 (416)  
**Passed for 300 yards in a game...** Brandon Cox vs. Georgia Tech, 2005 (342)

# The Last Time ...

**Attempted 50 passes in a game...** Dameyune Craig vs. Mississippi State, 1997 (54)  
**Attempted 40 passes in a game...** Kodi Burns at Ole Miss, 2008 (43)  
**Threw five TDs in a game...** Chris Todd vs. Ball State, 2009 (5)  
**Threw four TDs in a game...** Chris Todd vs. Furman, 2009 (4)  
**Threw three TDs in a game...** Chris Todd vs. Furman, 2009 (4)  
**Threw four TDs or more in consecutive games...** Chris Todd vs. West Virginia (4), vs. Ball State (5), 2009  
**Had 400 yards total offense in a game...** Jason Campbell vs. Tennessee, 2004 (431)  
**Had 300 yards total offense in a game...** Kodi Burns at Ole Miss, 2008 (340)  
**Accounted for four or more TDs in a game...** Chris Todd vs. Furman, 2009 (4)  
**Accounted for three or more TDs in a game...** Chris Todd vs. Furman, 2009 (4); Darvin Adams vs. Furman, 2009 (3)  
**Caught 15 passes in a game...** Willie Gosha vs. Arkansas, 1995 (17)  
**Caught 10 or more passes in a game...** Darvin Adams vs. Northwestern [Outback], 2010 (12)  
**Caught seven or more passes in a game...** Darvin Adams vs. Northwestern [Outback], 2010 (12)  
**Had 200 or more yards receiving in a game...** Ronney Daniels at Georgia, 1999 (249)  
**Had 150 or more yards receiving in a game...** Ben Obomanu vs. Ole Miss, 2003 (150)  
**Had 100 or more yards receiving in a game...** Darvin Adams vs. Northwestern [Outback], 2010 (12)  
**Had 100 yards receiving in consecutive games...** Darvin Adams vs. Alabama, 2009 (138), vs. Northwestern [Outback], 2010 (142)  
**Caught four or more TD passes in a game...** Alexander Wright vs. Pacific, 1989 (4)  
**Caught three or more TD passes in a game...** Darvin Adams vs. Furman, 2009 (3)  
**Caught two or more TD passes in a game...** Darvin Adams vs. Furman, 2009 (3)  
**Caught a TD pass in consecutive games...** Darvin Adams vs. Alabama, 2009/vs. Northwestern [Outback], 2010  
**Running back caught a TD pass in consecutive games ...** Mario Fannin vs. West Virginia, Ball State, 2009  
**Tight End caught a TD pass in consecutive games ...** Gabe McKenzie vs. Kansas State; South Florida, 2007  
**Scored 15 or more points kicking...** John Vaughn vs. Washington State, 2006 (16)  
**Scored 10 or more points kicking...** Wes Byrum at Tennessee, 2009 (14)  
**Kicked five or more field goals in a game...** Jaret Holmes vs. UAB, 1996 (5)  
**Kicked four or more field goals in a game...** Wes Byrum at Tennessee, 2009 (4)  
**Had 150 kickoff return yards in a game...** Demond Washington at Georgia, 2009 (202)  
**Had 100 punt return yards in a game...** Robert Dunn vs. Southern Miss, 2008 (103)  
**Scored four or more TDs...** Carnell Williams vs. Mississippi State, 2003 (6 rush)  
**Scored three or more TDs...** Darvin Adams vs. Furman, 2009 (3 receiving)  
**Scored a rushing and receiving TD in a game...** Mario Fannin vs. Georgia, 2008  
**Had an 80-yard run...** Carnell Williams vs. Alabama, 2003 (80)  
**Had a 70-yard run...** Tristan Davis at Kentucky, 2005 (75)  
**Had a 60-yard run...** Terrell Zachery vs. Alabama, 2009 (67)  
**Completed an 80-yard pass...** Chris Todd to Mario Fannin vs. West Virginia, 2009 (82)  
**Completed a 70-yard pass...** Chris Todd to Darvin Adams vs. Alabama, 2009 (72)  
**Completed a 60-yard pass...** Chris Todd to Darvin Adams vs. Alabama, 2009 (72)  
**Kicked a field goal of 50 or more yards...** Wes Byrum vs. Southern Miss, 2008 (52)  
**Kicked a field goal of 50 or more yards in consecutive games...** John Vaughn, 2006; at Mississippi State (55), vs. Washington State (52)  
**Kicked two field goals of 50 or more yards in a game...** Win Lyle vs. Tennessee, 1987 [55, 52]  
**Had a 70-yard punt...** Kody Bliss vs. Tualne, 2006 (71)  
**Had a 60-yard punt...** Ryan Shoemaker vs. New Mexico State, 2007 (67)  
**Blocked a field goal in a game...** Tez Doolittle vs. Georgia, 2008  
**Blocked two field goals in a game...** Alton Moore at Georgia, 2001  
**Blocked a PAT attempt ...** Antonio Coleman vs. Northwestern [Outback], 2010  
**Blocked two PAT attempts ...** Charles Dorsey vs. LSU, 1998 (2)  
**Blocked a punt in a game...** Jerraud Powers vs. Florida, 2006  
**Blocked two punts in a game...** Justin Fetsko vs. Louisiana-Monroe, 2003 (2)  
**Intercepted three or more passes in a game...** Junior Rosegreen at Tennessee, 2004 (4)  
**Intercepted two or more passes in a game...** Walt McFadden and T'Sharvan Bell vs. Northwestern [Outback], 2010 (2)  
**Intercepted a pass in consecutive games...** Jerraud Powers, 2007; at Georgia; vs. Alabama, 2007  
**Intercepted a pass in three consecutive games...** Jerraud Powers, 2007; vs. Tennessee Tech, at Georgia; vs. Alabama  
**Recovered two fumbles in a game...** Sen'Derrick Marks at Alabama, 2006 (2)  
**Forced two fumbles in a game...** Quentin Groves at Alabama, 2006 (2)

## An Auburn Opponent

**Scored 50 or more points...** Georgia, 1996 (56) [4 OT]  
**Scored 40 or more points...** Arkansas, 2009 (44)  
**Had 350 or more yards rushing...** Arkansas, 2002 (426)  
**Had 300 or more yards rushing...** Arkansas, 2002 (426)  
**Had 250 or more yards rushing...** Kentucky, 2009 (282)  
**Had 50 or more rushing attempts...** Alabama, 2008 (50)  
**Had 400 yards passing...** Northwestern [Outback], 2010 (532)  
**Had 350 yards passing...** Northwestern [Outback], 2010 (532)  
**Had 300 yards passing...** Northwestern [Outback], 2010 (532)  
**Had 50 or more pass attempts...** Northwestern [Outback], 2010 (78)  
**Had 40 or more pass attempts...** Northwestern [Outback], 2010 (78)  
**Had 30 or more pass completions...** Northwestern [Outback], 2010 (47)  
**Had 25 or more pass completions...** Northwestern [Outback], 2010 (47)  
**Had four or more TDs passing...** Northwestern [Outback], 2010 (4)  
**Had three or more TDs passing...** Northwestern [Outback], 2010 (4)  
**Had five passes intercepted...** Northwestern [Outback], 2010 (5)  
**Had four passes intercepted...** Northwestern [Outback], 2010 (5)  
**Had 600 yards total offense...** Northwestern [Outback], 2010 (621)  
**Had 500 yards total offense...** Northwestern [Outback], 2010 (621)  
**Had 400 yards total offense...** Northwestern [Outback], 2010 (621)  
**Had five or more fumbles...** South Carolina, 2005 (5)  
**Lost four or more fumbles...** Mississippi State, 2002 (4)  
**Returned a punt for a TD...** LSU, 2005 (Skyler Green, 66 yards)  
**Returned a kickoff for a TD...** Ole Miss, 2009 (Jesse Grandy, 82 yards)  
**Returned an interception for a TD...** Mississippi State, 2007 (Derek Pegues, 20 yards)  
**Returned a fumble for a TD...** Arkansas, 1997 (C.J. McLain, 52 yards)  
**Returned a blocked punt for a TD...** Mississippi State, 2009 (Robert Elliott, 10 yards)  
**Blocked an Auburn punt...** Mississippi State, 2009  
**Blocked an Auburn field goal...** Alabama, 2008 (Bobby Greenwood)  
**Held Auburn to 300 yards total offense...** LSU, 2009 (193)  
**Held Auburn to 200 yards total offense...** LSU, 2009 (193)  
**Held Auburn below 100 yards rushing...** Alabama, 2008 (57)  
**Held Auburn below 50 yards rushing...** Georgia Tech, 2003 (40)  
**Held Auburn to negative yards rushing...** Tennessee, 1997 (-15)  
**Held Auburn below 100 yards passing...** LSU, 2009 (81)  
**Held Auburn to 10 or less first downs...** Alabama, 2008 (8)  
**Had 10 or more penalties...** Arkansas, 2007 (10)  
**Had 100 or more yards in penalties...** Arkansas, 2007 (100)  
**Had two 100-yard rushers in a game...** Kentucky, 2009 [Derrick Locke, 126; Randall Cobb, 109]  
**Had two 100-yard receivers in a game...** Northwestern [Outback], 2010 [Andrew Brewer, 133; Drake Dunsmore, 120]  
**Had a 100-yard rusher and a 100-yard receiver...** Ole Miss, 2009 [Dexter McCluster, 186 rush; Shay Hodge, 105 rec.]  
**Had a 100-yard rusher and two 100-yard receivers...** Tulane, 2006 [Matt Forte, 117 rush; Preston Brown, 139 rec.; Damarcus Davis, 126 rec.]  
**Did Not Have a Turnover ...** Georgia, 2009  
**Scored a safety...** Mississippi State, 2008 (Ryan Pugh holding penalty)  
**Scored a two-point conversion...** Alabama, 2005  
**Had 35 minutes time of possession...** Arkansas, 2009 (38:27)

# The Last Time ...

---

## An Opposing Player

**Rushed for 200 yards in a game...** Noel Devine, West Virginia, 2008 (207)  
**Rushed for 150 yards in a game...** Dexter McCluster, Ole Miss, 2009 (186)  
**Rushed for 100 yards in a game...** Dexter McCluster, Ole Miss, 2009 (186)  
**Passed for 400 yards in a game...** Mike Kafka, Northwestern [Outback], 2010 (532)  
**Passed for 350 yards in a game...** Mike Kafka, Northwestern [Outback], 2010 (532)  
**Passed for 300 yards in a game...** Mike Kafka, Northwestern [Outback], 2010 (532)  
**Attempted 50 passes in a game...** Mike Kafka, Northwestern [Outback], 2010 (78)  
**Attempted 40 passes in a game...** Mike Kafka, Northwestern [Outback], 2010 (78)  
**Completed 25 passes in a game...** Mike Kafka, Northwestern [Outback], 2010 (47)  
**Threw three or more TD passes in a game...** Mike Kafka, Northwestern [Outback], 2010 (4)  
**Had 400 yards total offense...** Mike Kafka, Northwestern [Outback], 2010 (562)  
**Had 350 yards total offense...** Mike Kafka, Northwestern [Outback], 2010 (562)  
**Accounted for 3 or more TDs...** Mike Kafka, Northwestern [Outback], 2010 (5)  
**Caught 10 or more passes...** Zeke Marskshausen (12), Sidney Stewart (10), Northwestern [Outback], 2010  
**Caught seven or more passes...** Zeke Marskshausen (12), Sidney Stewart (10), Drake Dunsmore (9), Andrew Brewer (8), Northwestern [Outback], 2010  
**Had 100 yards receiving...** Andrew Brewer (133) and Drake Dunsmore (120), Northwestern [Outback], 2010  
**Had 200 yards receiving...** Charles Lee, Central Florida, 1999 (203)  
**Caught three or more TD passes...** Chris Collins, Ole Miss, 2002 (3)  
**Scored three TDs...** Noel Devine, West Virginia, 2009 (3)  
**Had a 90-yard run...** Guy Minor, LSU, 1936 (90)  
**Had an 80-yard run...** C.J. Spiller, Clemson [Chick-fil-A], 2007 (83) [TD]  
**Had a 70-yard run...** Dexter McCluster, Ole Miss, 2009 (79) [TD]  
**Had a 60-yard run...** Dexter McCluster, Ole Miss, 2009 (79)  
**Completed an 80-yard pass...** Bryan Randall to Josh Morgan, Va. Tech, 2004 (80) [TD]  
**Completed a 70-yard pass...** Bryan Randall to Josh Morgan, Virginia Tech, 2004 (80) [TD]  
**Completed a 60-yard pass...** Mike Kafka to Drake Dunsmore, Northwestern [Outback], 2010 (66) [TD]  
**Kicked a 50-yard field goal...** Steve Lindsey, Ole Miss, 1997 (52)  
**Had a 70-yard punt...** Blake McAdams, Mississippi State, 2007 (73)  
**Had a 60-yard punt...** Trent Hawk, Furman, 2009 (60)  
**Made three or more FGs ...** Colt David, LSU, 2007 (3)